



PATRIOTS HOST DOLPHINS IN REGULAR SEASON FINALE

MEDIA SCHEDULE

WEDNESDAY, DECEMBER 26

| | |
|-----|--|
| TBD | Media Check-In |
| TBD | Tom Brady Availability |
| TBD | Bill Belichick Press Conference (Red Level Press Box) |
| TBD | Local Media Access to Practice |
| TBD | Open Locker Room |
| TBD | Miami Conf. Calls |

THURSDAY, DECEMBER 27

| | |
|-----------|--------------------------------|
| 12:00 | Media Check-In |
| 12:35 | Local Media Access to Practice |
| 3:30-4:15 | Open Locker Room |

FRIDAY, DECEMBER 28

| | |
|-------------|--|
| 10:30 | Media Check-In |
| 11:00-11:10 | Bill Belichick Press Conference (Red Level Press Box) |
| 11:30 | Local Media Access to Practice |
| 1:15-2:00 | Open Locker Room |

2012 PATRIOTS SCHEDULE

REGULAR SEASON (11-4)

| | | |
|-------------------------------|-----------|-----|
| Sun., Sept. 9 at Tennessee | 34-13 | W |
| Sun., Sept. 16 Arizona | 18-20 | L |
| Sun., Sept. 23 at Baltimore | 30-31 | L |
| Sun., Sept. 30 at Buffalo | 52-28 | W |
| Sun., Oct. 7 Denver | 31-21 | W |
| Sun., Oct. 14 at Seattle | 23-24 | L |
| Sun., Oct. 21 N.Y. Jets | 29-26(ot) | W |
| Sun., Oct. 28 at St. Louis# | 45-7 | W |
| Sun., Nov. 4 | BYE WEEK | |
| Sun., Nov. 11 Buffalo | 37-31 | W |
| Sun., Nov. 18 Indianapolis | 59-24 | W |
| Thurs., Nov. 22 at N.Y. Jets | 49-19 | W |
| Sun., Dec. 2 at Miami | 23-16 | W |
| Mon., Dec. 10 Houston | 42-14 | W |
| Sun., Dec. 16 San Francisco | 34-41 | L |
| Sun., Dec. 23 at Jacksonville | 23-16 | W |
| Sun., Dec. 30 Miami | 4:25 p.m. | CBS |

#Game played in London

AFC EAST STANDINGS

| Team | W | L | T | Pct. | PF | PA |
|----------------|----|----|---|------|-----|-----|
| NEW ENGLAND | 11 | 4 | 0 | .733 | 529 | 331 |
| Miami Dolphins | 7 | 8 | 0 | .467 | 288 | 289 |
| New York Jets | 6 | 9 | 0 | .400 | 272 | 347 |
| Buffalo Bills | 5 | 10 | 0 | .333 | 316 | 426 |

PATRIOTS MEDIA WEBSITE

The Patriots' media website, located at <http://media.patriots.com>, will be updated for registered users throughout training camp with all the latest media information, schedules, rosters and press releases. In addition to up-to-date media information, the site's archives allow access to all of the Patriots media material dating back to the 2002 season.

NEW ENGLAND PATRIOTS (11-4) vs. MIAMI DOLPHINS (7-8)

Sunday, December 30, 2012 ★ Gillette Stadium (68,756) ★ 4:25 p.m. ET

The New England Patriots enter this week's game against the Miami Dolphins with a 5-0 record in AFC East games this year. With a victory, the Patriots would finish their slate of divisional games without a loss for the second time in team history. The Patriots were a perfect 6-0 in AFC East play in 2007. New England had just one loss in division play in 1986, 1997, 2003, 2004 and 2005, 2010 and 2011.

GAME DEDICATION TO LEGENDARY BROADCAST TANDEM OF GIL AND GINO

The radio tandem of Gil Santos and Gino "The Duke" Cappelletti articulated the sights and sounds and the play-by-play action of Patriots football for 28 years. Cappelletti announced his retirement in July and Santos announced that the 2012 season will be his last. Prior to Sunday's game, the two will be introduced at Gillette Stadium to give the fans a chance to honor Gil and Gino's legendary careers.

For most Patriots fans, there has been but one "Voice of the New England Patriots" and it belongs to Gil Santos. Now in his 36th season, Sunday's game will be Santos' 743rd. Santos began calling games for the Boston Patriots at Fenway Park in 1966. He called the games for the Patriots for the next 14 seasons (1966-79). He returned to the booth in 1991 and has broadcast every Patriots game since then.

Cappelletti, a member of the original Boston Patriots in 1960 and the all-time leading scorer in the American Football League's history, retired after 31 years as the team's iconic analyst. A member of the Patriots Hall of Fame since 1992, Cappelletti spent his entire 11-year career with the Patriots from 1960-70 after joining the team from the University of Minnesota. He went on to earn five all-star selections as well as the AFL's Most Valuable Player Award in 1964. Following his playing career, Cappelletti spent seven seasons (1972-78) in the broadcast booth before returning to the sidelines as the special teams coach from 1979 through 1981 on Ron Erhardt's staff. He returned to the broadcast booth in 1988, where he remained through the 2011 season.

TOM BRADY AIMS FOR 7TH 12 WIN SEASON

Tom Brady will aim to guide the Patriots to their 12th win this week. Since entering the NFL in 2000, Brady's teams have reached 12 regular-season wins in six different seasons, tied with Brett Favre for second all-time, behind Peyton Manning.

Starting QBs with the most 12-win Regular Seasons in NFL History

| Player | Seasons |
|----------------|---------|
| Peyton Manning | 9 |
| Tom Brady | 6 |
| Brett Favre | 6 |
| John Elway | 4 |
| Jim Kelly | 4 |

PATRIOTS ALL ALONE IN 500 POINT CLUB

The Patriots are the first franchise in NFL history to score 500 or more points in four seasons (2007-589, 2010-518, 2011-513 and 2012-529). St. Louis is the only other team to have done it three times (1999-526, 2000-540, 2001-503). The Patriots join the 1999-01 Rams as the only teams to have scored 500 or more points in three straight years. Bill Belichick is the first head coach in NFL history to lead a team to three straight 500-point seasons.

BROADCAST INFORMATION

TELEVISION: This week's game will be broadcast to a national audience by **CBS** and can be seen in Boston on **WBZ-TV Channel 4**. **Jim Nantz** will handle play-by-play duties with **Phil Simms** providing color. The game will be produced by **Lance Barrow** and directed by **Mike Arnold**.

RADIO: 98.5 FM, The Sports Hub, is the flagship station for the **Patriots Radio Network**. A complete listing of the network's 40 stations can be found in this press release. Play-by-play broadcaster **Gil Santos** is in his 36th season as the voice of the Patriots and will call the action. Former Patriots quarterback **Scott Zolak** will handle the color commentary.



ROBERT KRAFT NEWS & NOTES

Since Robert Kraft purchased the team in 1994, the Patriots have experienced one of the most dramatic turnarounds in the history of sports. Now in his 19th season of ownership, Kraft has transformed one of the league's least successful clubs into what many observers view as a model NFL franchise. In the five seasons immediately preceding his purchase (1989-93), the Patriots were a moribund team, winning just 19 of 80 games (.238 pct.) and recording the worst record in the NFL over that span. When he bought the franchise on Jan. 21, 1994, Kraft announced his intention to bring a championship to New England, a tall order considering the team's previous success rate. But under Kraft's leadership, the Patriots have won more division titles (12), conference crowns (6) and Super Bowl championships (3) than any other NFL team. The Patriots have made six Super Bowl appearances since Kraft purchased the team, a period during which no other NFL franchise has earned more than four berths. In Kraft's 19 seasons, the Patriots qualified for the playoffs 14 times, more than doubling the franchise's accomplishments during its first 34 seasons.



| | Pre-Kraft 1960-93 | 1989-93 | Kraft Era 1994-12 |
|---------------------|------------------------------|----------------|------------------------------|
| Overall Record | 225-276-9 | 19-61 | 223-109 |
| Winning Pct. | .450 | .238 | .672 |
| Super Bowl Titles | 0 | 0 | 3 |
| Conference Titles | 1 | 0 | 6 |
| Division Titles | 3 | 0 | 12 |
| Playoff Seasons | 6 | 0 | 14 |
| Playoff Record | 4-6 | -- | 19-10 |
| Home Playoff Games | 1 | 0 | 15 |
| Home Playoff Record | 0-1 | -- | 13-2 |

A CHAMPIONSHIP TRADITION

MULTIPLE LEAGUE CHAMPIONSHIPS SINCE 2001

| Team | League | Titles |
|----------------------------------|-----------------|----------|
| Los Angeles Lakers..... | NBA..... | 4 |
| New England Patriots..... | NFL..... | 3 |
| San Antonio Spurs..... | NBA..... | 3 |

HIGHEST WINNING PERCENTAGE IN MAJOR PROFESSIONAL SPORTS SINCE 1994 (regular season)

| Team | League | PCT |
|----------------------------------|-----------------|-------------|
| San Antonio Spurs..... | NBA..... | .681 |
| New England Patriots..... | NFL..... | .673 |
| Detroit Red Wings..... | NHL..... | .668 |
| Los Angeles Lakers..... | NBA..... | .651 |
| Green Bay Packers..... | NFL..... | .647 |
| Pittsburgh Steelers..... | NFL..... | .632 |

202-GAME SELLOUT STREAK

In the early 1990s, the Patriots seemed destined for relocation until Robert Kraft's purchase of the team rejuvenated local interest. In 1991, the season ticket base was just 17,635, barely enough to support the club. Now, the season tickets are capped and more than 50,000 fans are on a season ticket waiting list. The Patriots have sold out 202 consecutive home games, including playoff and preseason games (dating back to the 1994 season opener).

SINCE ROBERT KRAFT PURCHASED THE TEAM IN 1994...

TOTAL VICTORIES SINCE 1994 (Regular Season)

| | |
|----------------------------------|------------|
| New England Patriots..... | 204 |
| Green Bay Packers..... | 196 |
| Pittsburgh Steelers..... | 191 |
| Indianapolis Colts..... | 182 |

TOTAL VICTORIES SINCE 1994 (Incl. Postseason)

| | |
|----------------------------------|------------|
| New England Patriots..... | 223 |
| Green Bay Packers..... | 211 |
| Pittsburgh Steelers..... | 208 |
| Indianapolis Colts..... | 193 |
| Denver Broncos..... | 186 |
| Philadelphia Eagles..... | 177 |

WINNING PERCENTAGE SINCE 1994 (Incl. Postseason)

| Team | W | L | T | Pct. |
|----------------------------------|------------|------------|----------|-------------|
| New England Patriots..... | 223 | 109 | 0 | .672 |
| Green Bay Packers..... | 211 | 118 | 0 | .641 |
| Pittsburgh Steelers..... | 208 | 121 | 1 | .632 |
| Indianapolis Colts..... | 193 | 133 | 0 | .592 |
| Denver Broncos..... | 186 | 132 | 0 | .585 |
| Philadelphia Eagles..... | 177 | 146 | 2 | .548 |
| New York Giants..... | 170 | 148 | 1 | .534 |

SUPER BOWL CHAMPIONSHIPS SINCE 1994

| | |
|----------------------------------|----------|
| New England Patriots..... | 3 |
| Green Bay..... | 2 |
| Pittsburgh Steelers..... | 2 |
| Denver Broncos..... | 2 |
| N.Y. Giants..... | 2 |
| 7 Teams..... | 1 |

CONFERENCE CHAMPIONSHIPS SINCE 1994

| | |
|----------------------------------|----------|
| New England Patriots..... | 6 |
| Pittsburgh Steelers..... | 4 |
| Green Bay Packers..... | 3 |
| New York Giants..... | 3 |
| Denver Broncos..... | 2 |
| St. Louis Rams..... | 2 |
| Indianapolis Colts..... | 2 |
| 14 Teams..... | 1 |

DIVISION CHAMPIONSHIPS SINCE 1994

| | |
|----------------------------------|-----------|
| New England Patriots..... | 12 |
| Pittsburgh Steelers..... | 10 |
| Green Bay Packers..... | 9 |
| Indianapolis Colts..... | 8 |

PLAYOFF VICTORIES SINCE 1994

| | |
|----------------------------------|-----------|
| New England Patriots..... | 19 |
| Pittsburgh Steelers..... | 17 |
| Green Bay Packers..... | 15 |
| Philadelphia Eagles..... | 11 |
| Indianapolis Colts..... | 11 |

PLAYOFF GAMES PLAYED SINCE 1994

| | |
|----------------------------------|-----------|
| New England Patriots..... | 29 |
| Pittsburgh Steelers..... | 27 |
| Green Bay Packers..... | 26 |
| Indianapolis Colts..... | 23 |
| Philadelphia Eagles..... | 22 |
| Baltimore Ravens..... | 17 |

PLAYOFF SEASONS SINCE 1994

| | |
|----------------------------------|-----------|
| New England Patriots..... | 14 |
| Green Bay Packers..... | 14 |
| Indianapolis Colts..... | 14 |
| Pittsburgh Steelers..... | 12 |
| Philadelphia Eagles..... | 11 |
| Baltimore Ravens..... | 9 |
| Dallas Cowboys..... | 9 |
| Denver Broncos..... | 9 |

PLAYOFF WINNING PERCENTAGE SINCE 1994

| Team | W | L | Pct. |
|----------------------------------|-----------|-----------|-------------|
| New England Patriots..... | 19 | 10 | .655 |
| Pittsburgh Steelers..... | 17 | 10 | .630 |
| New York Giants..... | 10 | 6 | .625 |
| Arizona Cardinals..... | 5 | 3 | .625 |
| Denver Broncos..... | 9 | 6 | .600 |
| New Orleans Saints..... | 6 | 4 | .600 |
| Carolina Panthers..... | 6 | 4 | .600 |
| New Baltimore Ravens..... | 10 | 7 | .588 |

MOST PRO BOWLERS DRAFTED SINCE 1994

Since Robert Kraft's purchase of the Patriots in 1994, the team has drafted more Pro Bowl players than any other NFL team.

| Rank | Team | Players |
|-----------|--------------------|-----------|
| 1. | New England | 20 |
| 2. | Green Bay | 19 |
| 3. | Pittsburgh | 18 |
| 4. | Philadelphia | 15 |
| | Baltimore | 15 |



PATRIOTS HOME DOMINANCE



Since the Patriots opened Gillette Stadium in 2002, they have celebrated more regular season and postseason wins than any other team in the NFL. The Patriots have the highest point differential at home in that time and are among the top three offensive and defensive leaders at home.

REGULAR SEASON HOME RECORD SINCE 2002

| Rank | Team | W | L | T | Pct. |
|------|--------------|----|----|---|-------|
| 1 | New England | 72 | 15 | 0 | 0.828 |
| 2 | Baltimore | 67 | 21 | 0 | 0.761 |
| 3 | Indianapolis | 65 | 22 | 0 | 0.747 |
| 4 | Pittsburgh | 62 | 23 | 1 | 0.727 |
| 5 | Green Bay | 62 | 26 | 0 | 0.705 |

HOME PLAYOFF RECORD SINCE 2002 (MIN. 5 GAMES)

| Rank | Team | W | L | Pct |
|------|--------------|---|---|-------|
| 1 | Seattle | 5 | 1 | 0.833 |
| 2 | New England | 9 | 2 | 0.818 |
| 3t | Philadelphia | 5 | 2 | 0.714 |
| 3t | Pittsburgh | 5 | 2 | 0.714 |
| 5 | Indianapolis | 6 | 3 | 0.667 |

HOME RECORD SINCE 2002 (INCLUDING PLAYOFFS)

| Rank | Team | W | L | T | Pct. |
|------|--------------|----|----|---|-------|
| 1 | New England | 81 | 17 | 0 | 0.827 |
| 2 | Baltimore | 68 | 23 | 0 | 0.747 |
| 3 | Indianapolis | 71 | 25 | 0 | 0.740 |
| 4 | Pittsburgh | 68 | 26 | 1 | 0.721 |
| 5 | San Diego | 59 | 32 | 0 | 0.648 |

HOME RECORD AFTER HALLOWEEN SINCE 2002

| Rank | Team | W | L | T | Pct. |
|------|--------------|----|----|---|-------|
| 1 | New England | 38 | 9 | 0 | 0.809 |
| 2 | Green Bay | 38 | 10 | 0 | 0.792 |
| 3 | Indianapolis | 40 | 13 | 0 | 0.755 |
| 4 | Baltimore | 38 | 13 | 0 | 0.745 |
| 5 | San Diego | 33 | 17 | 0 | 0.660 |

HOME RECORD VS. NFC SINCE 2002

| Rank | Team | W | L | T | Pct. |
|------|--------------|----|---|---|-------|
| 1 | Pittsburgh | 19 | 2 | 1 | 0.886 |
| 2 | Baltimore | 20 | 3 | 0 | 0.870 |
| 3 | New England | 18 | 4 | 0 | 0.818 |
| 4 | Indianapolis | 16 | 6 | 0 | 0.727 |
| 5 | Jacksonville | 15 | 8 | 0 | 0.652 |

HOME RECORD VS DIVISIONAL OPPONENTS SINCE 2002

| Rank | Team | W | L | T | Pct. |
|------|--------------|----|----|---|-------|
| 1 | New England | 26 | 5 | 0 | 0.839 |
| 2 | Indianapolis | 26 | 6 | 0 | 0.812 |
| 3 | Green Bay | 26 | 7 | 0 | 0.789 |
| 4 | Seattle | 24 | 8 | 0 | 0.750 |
| 5 | San Diego | 23 | 10 | 0 | 0.697 |
| 6t | Pittsburgh | 22 | 10 | 0 | 0.688 |
| 6t | Minnesota | 22 | 10 | 0 | 0.688 |

POINT DIFFERENTIAL AT HOME SINCE 2002

| Rank | Team | Point Differential |
|------|-------------|--------------------|
| 1 | New England | 896 |
| 2 | Baltimore | 772 |
| 3 | Green Bay | 749 |
| 4 | Pittsburgh | 654 |
| 5 | San Diego | 601 |

POINTS ALLOWED PER GAME AT HOME SINCE 2002

| Rank | Team | Points Allowed |
|------|-------------|----------------|
| 1 | Baltimore | 16.2 |
| 2 | Pittsburgh | 16.7 |
| 3 | New England | 17.3 |
| 4 | Seattle | 18.3 |
| 5 | Green Bay | 18.6 |

POINTS SCORED PER GAME AT HOME SINCE 2002

| Rank | Team | Points Scored |
|------|--------------|---------------|
| 1 | New England | 27.7 |
| 2 | Green Bay | 27.1 |
| 3 | San Diego | 27.0 |
| 4 | New Orleans | 26.1 |
| 5 | Indianapolis | 25.8 |



PATRIOTS VS. DOLPHINS

SERIES HISTORY

The New England Patriots and Miami Dolphins will square off for the 95th time, including three playoff games, in their 47th year as division foes and for the second time in 2012. The Patriots beat the Dolphins in Miami 23-16 on Dec. 2, 2012. The Dolphins and Patriots began playing twice a year during the regular season in 1967.

The Patriots swept the series in 2010 and 2011 and will be looking for their third straight sweep and ninth sweep in the series overall.

The Patriots have won eight of the last 10 games against Miami,



The Patriots have had the upper hand at home against Miami, as they hold a 28-17 record in games played in New England in the regular-season, including an 8-2 record at Gillette Stadium. But, the Patriots are only 15-33 all-time in Miami.

The two have played three times in the postseason with New England holding a 2-1 advantage.

SERIES TRENDS

Miami 50, New England 44

(Including New England 2, Miami 1 in Playoffs)

*-A Miami home game was played in Tampa in 1969

Record in New England29-17 (Incl. 1-0 in playoffs)

Record in Foxborough27-15 (1-0)

Record in Boston.....2-2

Record in Miami15-33 (Incl. 1-1 in playoffs)

Record at Dolphins / Pro Player / Joe Robbie/ Sun Life..... 11-15

Record at Orange Bowl.....3-18 (1-1)

Record in Tampa*1-0

Seasonal SweepsPatriots 8, Dolphins 13

Seasonal Splits..... 23 (Most recent 2009)

Bill Belichick vs. Miami.....16-11 (16-9 with New England)

PATRIOTS-DOLPHINS QUICK HITS

- Since Bill Belichick became Patriots head coach in 2000, New England is 16-9 (.640) against the Miami Dolphins.
- Since 2000, the Patriots are 60-21 (.738) against AFC East opponents. The Patriots are 16-9 against the Dolphins over that span and are 18-8 against the New York Jets and 23-3 against the Buffalo Bills in that time.
- The Patriots have not been swept in their season series with a divisional opponent since 2000, when they lost both games to Miami and also to the New York Jets.
- Wes Welker has caught 12 passes in each of this last two games against Miami.
- In ten career games against the Dolphins, Wes Welker has caught 87 passes for 1,084 yards and five touchdowns, averaging 8.7 catches and 108 receiving yards per game against his former club. Those averages are the best against any team Welker has faced more than once in his career. He also has six 100-yard games against Miami with a 138-yard game at Miami (10/21/07), a 120-yard game at Miami (11/23/08), a 10-catch, 167-yard game in 2009 at Miami (12/06/09), eight receptions for 160 yards, including a 99-yard touchdown at Miami (9/12) in the 2011 season-opener, 12 receptions for 138 yards vs. Miami (12/24/11) and 12 receptions for 103 yards in the first 2012 meeting. Welker has three 100-yard games each against Buffalo and the New York Jets.

PASSING PERFORMANCES

Tom Brady is scheduled to start at quarterback against Miami for the 22nd time and has compiled a 15-6 record in his previous 21 starts against the Dolphins. Brady is 54-12 in his career as a starter in the regular-season against AFC East opponents, with six of the 12 losses coming to the Dolphins. One of those losses was in the final game of the 2005 season when Brady was pulled after the first quarter.

PASSING PERFORMANCES (continued)

Tom Brady vs. Miami Dolphins (15-6)

| Date | H/A | A | C | Yd | % | TD | I | Rating | W/L | Score |
|---------------|-----|------------|------------|-------------|-------------|-----------|-----------|-------------|-----|-------------|
| 10/07/01 | A | 24 | 12 | 86 | .500 | 0 | 0 | 58.7 | L | 10-30 |
| 12/22/01 | H | 19 | 11 | 108 | .579 | 1 | 0 | 91.6 | W | 20-13 |
| 10/06/02 | A | 31 | 17 | 240 | .548 | 2 | 2 | 74.7 | L | 13-26 |
| 12/29/02 | H | 44 | 25 | 221 | .568 | 1 | 1 | 68.5 | W | 27-24 |
| 10/19/03 | A | 34 | 24 | 283 | .706 | 2 | 0 | 115.2 | W | 19-13 |
| 12/07/03 | H | 31 | 16 | 163 | .516 | 0 | 0 | 67.0 | W | 12-0 |
| 10/10/04 | H | 19 | 7 | 76 | .368 | 2 | 1 | 62.6 | W | 24-10 |
| 12/20/04 | A | 29 | 18 | 171 | .621 | 3 | 4 | 73.3 | L | 28-29 |
| 11/13/05 | A | 36 | 21 | 275 | .583 | 2 | 2 | 77.9 | W | 23-16 |
| 01/01/06* | H | 8 | 3 | 37 | .375 | 1 | 1 | 52.6 | L | 26-28 |
| 10/08/06 | H | 29 | 16 | 140 | .552 | 2 | 0 | 91.2 | W | 20-10 |
| 12/10/06 | A | 25 | 12 | 78 | .480 | 0 | 0 | 55.1 | L | 0-21 |
| 10/21/07 | A | 25 | 21 | 354 | .840 | 6 | 0 | 158.3 | W | 49-28 |
| 12/23/07 | H | 33 | 18 | 215 | .545 | 3 | 2 | 79.7 | W | 28-7 |
| 11/08/09 | H | 37 | 25 | 332 | .676 | 1 | 1 | 93.5 | W | 27-17 |
| 12/06/09 | A | 29 | 19 | 352 | .655 | 2 | 2 | 101.5 | L | 21-22 |
| 10/04/10 | A | 24 | 19 | 153 | .792 | 1 | 0 | 107.1 | W | 41-14 |
| 01/02/11 | H | 16 | 10 | 199 | .625 | 2 | 0 | 145.6 | W | 38-7 |
| 09/12/11 | A | 48 | 32 | 517 | .667 | 4 | 1 | 121.6 | W | 38-24 |
| 12/24/11 | H | 46 | 27 | 304 | .587 | 1 | 0 | 85.8 | W | 27-24 |
| 12/02/12 | A | 40 | 24 | 238 | .600 | 1 | 1 | 74.8 | W | 23-16 |
| Totals | | 627 | 377 | 4542 | .601 | 37 | 18 | 90.1 | | 15-6 |

*-Played only the first quarter

TALE OF THE TAPE

| 2012 Regular Season | New England | Miami |
|--------------------------|-------------|------------|
| Record | 11-4 | 7-8 |
| Divisional Standings | 1st | 2nd |
| Total Yards Gained | 6,403 | 4,728 |
| Total Offense (Rank) | 426.9 (1) | 315.2 (26) |
| Rush Offense | 134.5 (8) | 117.0 (13) |
| Pass Offense | 292.4 (4) | 198.2 (26) |
| Points Per Game | 35.3 (1) | 19.2 (25) |
| Total Yards Allowed | 5,716 | 5,265 |
| Total Defense (Rank) | 381.1 (27) | 351.0 (18) |
| Rush Defense | 105.5 (12) | 104.5 (10) |
| Pass Defense | 275.5 (29) | 246.5 (25) |
| Points Allowed/Game | 22.1 (17) | 19.2 (6) |
| Possession Avg. | 30:22 | 28:49 |
| Sacks Allowed/Yards Lost | 26/174 | 30/217 |
| Sacks Made/Yards | 30/187 | 41/234 |
| Total Touchdowns Scored | 63 | 31 |
| Penalties Against/Yards | 91/792 | 79/701 |
| Punts/Avg. | 56/43.0 | 71/40.5 |
| Turnover Differential | +23 (1) | -8 (24) |

BRADY AGAINST THE AFC EAST

As a starter against the AFC East, Tom Brady owns a 54-12 (.818) record. He is 20-2 against Buffalo, 17-4 against the New York Jets, 15-6 against Miami and was 2-0 against Indianapolis when they were in the AFC East (2001 season).

PATRIOTS UNDEFEATED IN AFC EAST PLAY

The Patriots enter this week's game with a 5-0 record in AFC East games and with a victory would finish their slate of divisional games without a loss for the second time in team history. The Patriots were a perfect 6-0 in AFC East play in 2007. New England has had just one loss in division play in 1986, 1997, 2003, 2004 and 2005, 2010 and 2011



PATRIOTS VS. DOLPHINS

PATRIOTS AND DOLPHINS IN THE SEASON-FINALE

The Patriots and Dolphins will meet in the regular-season finale for the 13th time and for the seventh time in the regular-season finale at home. The patriots are 3-3 against Miami in those games. The two teams last met in the season's final game in 2010 when the Patriots beat the Dolphins, 38-7 on Jan. 1, 2011.

FIRST 2012 MEETING: PATRIOTS 23, MIAMI 16

December 2, 2012 ★ Sun Life Stadium

| | 1 | 2 | 3 | 4 | |
|----------------------|-------|----|---|---|------|
| | Final | | | | |
| New England Patriots | 7 | 10 | 0 | 6 | — 23 |
| Miami Dolphins | 3 | 7 | 0 | 6 | — 16 |

The New England Patriots beat the Miami Dolphins, 23-16, at Sun Life Stadium for their sixth consecutive victory and earned the AFC East title for the fourth straight year. The Patriots are assured of their 12th winning season in a row.

With the Patriots holding a 20-13 lead midway through the fourth quarter, QB Tom Brady started a drive at his own 20-yard line and led a 16-play drive that took more than seven minutes off the clock. After taking a knee on a third down play, K Stephen Gostkowski kicked his third field goal of the game to pad the lead. Miami scored a field goal on the ensuing drive but the Patriots recovered an onside kick attempt with 31 seconds to play and ran out the clock for the victory.

During the game-winning drive, RB Stevan Ridley gained 46 yards on 10 carries to help drain the clock. In the process, Ridley eclipsed 1,000 yards for the first time in his career.

Miami mistakes proved pivotal in the win. A botched punt, a roughing the punter penalty and a fumble by Miami resulted in 17 New England points. Another penalty on Miami negated a Dolphins touchdown. Miami also had an interception returned for a touchdown that was negated due to a penalty in the first quarter.

The Patriots finished with a season-low of 321 total yards and Brady went 24 of 40 for 238 yards with one touchdown. Brady also threw his first interception in 202 pass attempts and for only the fourth time in 2012.

WR Wes Welker tied Jerry Rice with his 17th game with 10 receptions after finishing with 12 receptions for 103 yards. He set an NFL record with his 16th game with 10-plus receptions and 100 or more yards, breaking a three-way tie with Rice and Andre Johnson.

After stopping Miami on the first series, Dolphins P Brandon Fields dropped a low snap and was tackled by Matthew Slater at the Miami 12-yard line. The Patriots scored five plays later on a 2-yard run by Ridley.

Early in the second quarter, Miami S Jimmy Wilson was called for a roughing the punter penalty to give the Patriots a first down and jump started a 75-yard drive that ended with a 7-yard touchdown pass from Brady to Welker for a 14-3 lead.

DE Trevor Scott, who led the defensive unit with two sacks, forced a fumble on a 7-yard sack of Miami QB Ryan Tannehill on the Dolphins next drive, and DL Vince Wilfork recovered the ball at the Miami 25-yard line. That turnover led to a 43-yard field goal by Gostkowski for a 17-3 lead. Tannehill avenged that mistake with 12-play, 80-yard drive that ended with his 2-yard touchdown run to make it 17-10 at the half.

After a scoreless third quarter, Gostkowski gave the Patriots a 20-10 lead after a 32-yard field goal. Miami responded with a 33-yard field goal to cut the New England lead to 20-13 with 8:28 left to play in the game.

CONNECTIONS

New England Ties

- Dolphins Head Coach **Joe Philbin** was born in Springfield, Mass. and kicked off his coaching career at Worcester Polytechnic Institute (Worcester, Mass.) in 1986. Philbin coached the offensive line at WPI from 1986-87. Philbin returned to New England in 1995, serving as the offensive coordinator/offensive line coach at Northeastern University from 1995-96 and the offensive coordinator/offensive line coach at Harvard University from 1997-98.
- Dolphins Defensive Backs Coach **Lou Anarumo** served as the Harvard University assistant head coach from 1995-2000.
- Dolphins Assistant Linebackers Coach **David Corrao** coached the tight ends at Northeastern University in 2004.
- Dolphins Defensive Coordinator **Kevin Coyle** attended the University of Massachusetts and spent nine seasons coaching at Holy Cross (1982-90).
- Dolphins Assistant Special teams Coach **Dave Fipp** began his coaching career serving as the special teams coordinator/secondary coach at Holy Cross from 1998-99.
- Dolphins Offensive Assistant **Ben Johnson** served as the offensive graduate assistant coach at Boston College from 2010-11.
- Dolphins Wide Receivers Coach **Ken O'Keefe** attended the University of Maine and began his coaching career at the University of New Haven, serving as an assistant coach from 1976-77. O'Keefe also coached at Worcester Academy (Worcester, Mass.) from 1978-84.
- Dolphins Assistant Wide Receivers Coach **Phil McGeoghan** played wide receiver at the University of Maine from 1998-2000. In 2007, McGeoghan returned to Maine to coach the tight ends and wide receivers. In 2008, McGeoghan served as the offensive coordinator at the Naval Academy Prep School in Newport, RI.
- Dolphins Assistant Offensive Line Coach **Chris Mosley** served as a Boston College offensive graduate assistant in 2007.
- Dolphins Assistant Strength and Conditioning Coach **Dave Puloka** grew up in Arlington, Mass. where he attended high school. Puloka attended Holy Cross College from 1997-00.
- Dolphins Special Teams Coordinator **Darren Rizzi** attended the University of Rhode Island from 1988-92. Rizzi has multiple coaching ties to the region: Special Teams/Defensive Line (1994-96) and Defensive Coordinator (1997) at the University of New Haven, Special Teams/Linebackers Coach (1998) at Northeastern University, and Head Coach (2008) at the University of Rhode Island.
- Dolphins Offensive Coordinator **Mike Sherman** is a native of Norwood, Mass. and played defensive end and offensive tackle at Central Connecticut State University (New Britain, Conn.). Sherman coached the offensive line at Holy Cross from 1985-87 and served as the team's offensive coordinator in 1988.
- Dolphins Offensive Line Coach **Jim Turner** is a native of Braintree, Mass., and was a three-year letterman at Boston College. Turner began his coaching career at Braintree High School in 1988 and received his first college coaching position at Northeastern University in 1994. During his time at Northeastern, Turner coached the offensive line and tight ends from 1994-95, the running backs in 1996 and the defensive line from 1997-98. After a year at Louisiana Tech University, Turner returned to New England as served as the Harvard University offensive line coach/run game coordinator from 2000-02. Turner returned to New England in 2007 and spent one season as the offensive line coach at Boston College.
- Dolphins Assistant Director of Pro Scouting **Chris Shea** is a native of Belmont, Mass and went to Boston College. Additionally, Shea acted as the Football Recruiting Assistant



PATRIOTS VS. DOLPHINS

CONNECTIONS (continued)

at Boston College (1998-00) and Assistant Offensive Line Coach for Harvard University (1997-98).

- Dolphins Director of College Scouting **Chris Grier** is a native of Holliston, Mass. and attended the University of Massachusetts-Amherst before graduating in 1994. He is the son of former Patriots' Vice President of Player Personnel Bobby Grier.
- Dolphins Director of Player Personnel **Brian Gaine** attended the University of Maine (1991-95) and played tight end for the Black Bears.

Former Patriots

- Dolphins Director of College Scouting **Chris Grier**, a native of Holliston, Mass. was an intern with the Patriots in 1994 and joined the team as a regional scout on a full-time basis the following year.
- Miami **TE Will Yeatman** was originally signed by New England as a rookie free agent in 2011 and went to training camp with the Patriots prior to the 2011 season.

Miami, Fla. Ties

- Patriots **DL Vince Wilfork** is a native of Boynton Beach, Fla. and played at the University of Miami from 2001-03. Wilfork recorded 148 tackles (73 solo) with 14.0 sacks during his career at Miami. Wilfork also excelled on the Hurricanes track and field team, performing in the shot put.
- Patriots rookie **DE Justin Francis** is a native of Opa-Locka, Fla.

Former Dolphins

- Patriots **WR Wes Welker** played for Miami from 2005-06 and totaled 1,121 yards on 96 receptions during his two seasons with the team.
- Patriots **OL Donald Thomas** was originally drafted by Miami in the sixth-round of the 2008 NFL Draft and earned the starting right guard position as a rookie out of training camp. Thomas sustained an injury in the season opener of his rookie season and was placed on Injured Reserve. Thomas came back from the injury to play in all 16 games for the Dolphins in 2009 and made 12 starts at right guard.
- Patriots **DL Rob Ninkovich** played for the Dolphins in 2007 and 2008. Ninkovich played in five games during his two year stint with Miami.
- Patriots **LB Mike Rivera** appeared in one game with the Dolphins earlier this season. Rivera was also with Miami in 2010.

PATRIOTS HAVE MOST 9-PLUS WIN SEASONS SINCE 2001

The Patriots are the only team in the NFL to have recorded nine or more wins in each of the last 12 seasons.

MOST SEASONS OF 9+ WINS SINCE 2001

New England..... 12

Indianapolis..... 10

Baltimore..... 9

Pittsburgh..... 9

Philadelphia..... 8

BEST RECORDS IN THE FINAL FOUR GAMES OF THE SEASON SINCE 2006

| Team | W | L | T | Pct. |
|--------------|----|---|---|------|
| New England | 24 | 3 | 0 | .889 |
| San Diego | 24 | 3 | 0 | .889 |
| Philadelphia | 20 | 7 | 0 | .741 |
| Baltimore | 19 | 8 | 0 | .704 |

PATRIOTS CLINCH PLAYOFF SPOT FOR 14TH TIME IN KRAFT'S 19 YEARS OF OWNERSHIP

New England has now qualified for the playoffs 20 times in its 53-year history. The Patriots have earned 14 playoff berths in the 19 seasons since Robert Kraft purchased the team in 1994. New England has won 12 AFC East crowns under Kraft's leadership. New England has won 15 division crowns overall (14 AFC East Crowns) and has qualified as a Wild Card team on four occasions (1998, 1994, 1985 and 1976). The Patriots also qualified for the playoffs in 1982 as part of a 16-team tournament following a players' strike.

PATRIOTS PLAYOFF SEASONS (20)

| | | Playoff | | |
|-------|--------------------|---------|--------|----------------------|
| Year | How Qualified | Seed | Record | Result |
| 2012 | Division Champions | ?? | ??? | ????? |
| 2011 | Division Champions | 1 | 2-1 | AFC Champions |
| 2010 | Division Champions | 1 | 0-1 | AFC Divisional Round |
| 2009 | Division Champions | 3 | 0-1 | Wild Card Round |
| 2007 | Division Champions | 1 | 2-1 | AFC Champions |
| 2006 | Division Champions | 4 | 2-1 | AFC Finalist |
| 2005 | Division Champions | 4 | 1-1 | AFC Divisional Round |
| 2004 | Division Champions | 2 | 3-0 | Super Bowl Champions |
| 2003 | Division Champions | 1 | 3-0 | Super Bowl Champions |
| 2001 | Division Champions | 2 | 3-0 | Super Bowl Champions |
| 1998 | Wild Card | 6 | 0-1 | Wild Card Round |
| 1997 | Division Champions | 3 | 1-1 | AFC Divisional Round |
| 1996 | Division Champions | 2 | 2-1 | AFC Champions |
| 1994 | Wild Card | 5 | 0-1 | Wild Card Round |
| 1986 | Division Champions | 3 | 0-1 | AFC Divisional Round |
| 1985 | Wild Card | 5 | 3-1 | AFC Champions |
| 1982* | 16-Team Format | 7 | 0-1 | First Round |
| 1978 | Division Champions | 2 | 0-1 | AFC Divisional Round |
| 1976 | Wild Card | 4 | 0-1 | AFC Divisional Round |
| 1963 | Division Champions | -- | 1-1 | AFL Finalists |

*-Strike Year

PATRIOTS DIVISION-CLINCHING GAMES (15)

| Year | Date Clinched | Division Title | Opp. | Final Score | Final Record | 2nd Place |
|------|---------------|----------------|--------|-------------|--------------|-------------|
| 2012 | 12/02/12 | | at MIA | 23-16 | ?? | ?? |
| 2011 | 12/18/11 | | at DEN | 41-23 | 13-3 | NYJ (8-8) |
| 2010 | 12/26/10 | | at BUF | 34-3 | 14-2 | NYJ (11-5) |
| 2009 | 12/27/09 | | JAX | 35-7 | 10-6 | NYJ (9-7) |
| 2007 | 11/25/07 | | PHI | 31-28 | 16-0 | BUF (7-9) |
| 2006 | 12/24/06 | | at JAX | 24-21 | 12-4 | NYJ (10-6) |
| 2005 | 12/17/05 | | TB | 28-0 | 10-6 | MIA (9-7) |
| 2004 | 12/12/04 | | CIN | 35-28 | 14-2 | NYJ (10-6) |
| 2003 | 12/07/03 | | MIA | 12-0 | 14-2 | MIA (10-6) |
| 2001 | 01/06/02^ | | at CAR | 38-6 | 11-5 | MIA (11-5) |
| 1997 | 12/22/97^ | | at MIA | 14-12 | 10-6 | MIA (9-7) |
| 1996 | 12/15/96 | | at DAL | 6-12 | 11-5 | BUF (10-6) |
| 1986 | 12/22/86^ | | at MIA | 34-27 | 11-5 | NYJ (10-6) |
| 1978 | 12/10/78 | | BUF | 26-24 | 11-5 | MIA (11-5) |
| 1963 | 12/28/63* | | at BUF | 26-8 | 7-6-1 | BUF (7-6-1) |

^-- Season Finale

*-- Division-deciding AFL playoff in Buffalo, N.Y.

BELICHICK IN DECEMBER

Bill Belichick is 46-8 (.852) in December with the Patriots, the best record in December among head coaches with one team in NFL history (min. 25 games). George Seifert (San Francisco) is second (27-6, .818).

DECEMBER TO REMEMBER

The Patriots ended a streak of 13 straight December wins in the loss to San Francisco (12/16). The Patriots are tied with Dallas (13) for the second longest streak in December. San Diego holds the record, posting 18 consecutive regular-season wins in December from 2006-2009.

THE TEAMS TO WIN AT LEAST 12 CONSECUTIVE - REGULAR-SEASON GAMES IN DECEMBER:

| Team | Years | Consecutive December wins |
|-----------------|------------------|---------------------------|
| San Diego | 2006-09 | 18 |
| Patriots | 2009-2012 | 13 |
| Dallas | 1968-72 | 13 |
| Patriots | 2006-08 | 12 |



PATRIOTS VS. DOLPHINS

ALL-TIME PLAYOFF RESULTS

The Patriots have compiled a 23-16 record in their 39 playoff games and their .590 playoff winning percentage is the third best in NFL history among teams that have played at least 10 playoff games. New England has qualified for seven Super Bowls (XX, XXXI, XXXVI, XXXVIII, XXXIX, XLII and XLVI) and one AFL Championship Game in 1963.

PATRIOTS PLAYOFF RECORD BY ROUND

| | |
|------------------|--------------|
| First Round* | 0-1 |
| Wild Card Round | 4-3 |
| Divisional Round | 9-6 |
| AFC Championship | 7-1 |
| AFL Championship | 0-1 |
| Super Bowl | 3-4 |
| Total | 23-16 |

*-1982 Strike Season

ALL-TIME BEST NFL PLAYOFF RECORDS

(Minimum 15 Postseason Games)

| TEAM | W | L | Pct. |
|------------------------------------|-----------|-----------|-------------|
| Green Bay Packers | 29 | 17 | .630 |
| Pittsburgh Steelers | 33 | 21 | .611 |
| San Francisco 49ers | 26 | 18 | .591 |
| New England/Boston Patriots | 23 | 16 | .590 |
| Baltimore Ravens | 10 | 7 | .588 |
| Oakland/L.A. Raiders | 25 | 18 | .581 |
| Washington/Boston Redskins | 23 | 17 | .575 |
| Dallas Cowboys | 33 | 25 | .569 |

PATRIOTS CLINCH PLAYOFF SPOT FOR 14TH TIME IN KRAFT'S 19 YEARS OF OWNERSHIP

New England has now qualified for the playoffs 20 times in its 53-year history. The Patriots have earned 14 of those playoff berths in the 19 seasons since Robert Kraft purchased the team in 1994, a dramatic contrast to the six total playoff berths that the team earned in its first 34 years of existence. New England has won 12 AFC East crowns under Kraft's leadership. New England has won 15 division crowns overall (14 AFC East Crowns) and has qualified as a Wild Card team on four occasions (1998, 1994, 1985 and 1976). The Patriots also qualified for the playoffs in 1982 as part of a 16-team tournament following a players' strike.

PATRIOTS WIN 10 GAMES FOR THE 10TH STRAIGHT YEAR

New England has reached at least 10 regular-season wins for 10 consecutive seasons, joining San Francisco (16) as the only teams in NFL history to accomplish the feat.

| Team | Years | Cons Seasons with 10+ Wins |
|--------------------|---------------------|----------------------------|
| San Francisco | 1983-1998 | 16 |
| New England | 2003-present | 10 |

2012 AFC EAST CHAMPIONS

The Patriots claimed the AFC East Division title for the fourth consecutive season and for the 12th time under Robert Kraft.

DIVISION CHAMPIONSHIPS SINCE 1994

| | |
|-----------------------------|-----------|
| New England Patriots | 12 |
| Pittsburgh Steelers | 10 |
| Green Bay Packers | 9 |
| Indianapolis Colts | 8 |

PLAYOFF SEASONS SINCE 1994

| | |
|-----------------------------|-----------|
| New England Patriots | 14 |
| Green Bay Packers | 14 |
| Indianapolis Colts | 13 |
| Pittsburgh Steelers | 12 |
| Philadelphia Eagles | 11 |
| Baltimore Ravens | 9 |
| Dallas Cowboys | 9 |
| Denver Broncos | 9 |

WHAT TO LOOK FOR THIS WEEK VS. DOLPHINS

TOM BRADY

- With one touchdown pass against the Dolphins, Tom Brady will extend his streak to 48 straight games with at least one touchdown pass. He is currently tied with Johnny Unitas (47) for the second longest streak, behind Drew Brees (54).
- Brady (9) needs one more game with four touchdowns, 300 yards and no interceptions to tie Drew Brees (10) for the all-time NFL lead.
- Brady will aim to lead his team to its 12th win vs. Miami. It will mark his 7th 12-win season, one behind Peyton Manning's nine.
- Brady (3,776) needs 12 completions to move past Vinny Testaverde (3,787) into 8th place on the NFL's all-time completion list.
- Brady (44,522) needs 90 passing yards to move past Drew Bledsoe (44,611) into 9th place on the NFL's all-time passing list.
- If Brady has one touchdown pass against Miami, he will be the first NFL player to have thrown at least one touchdown pass in all 16 games for three straight seasons.

STEPHEN GOSTKOWSKI

- Stephen Gostkowski (7-of-10) needs one more 50-yard field goal to tie Adam Vinatieri (8-of-17) for most 50-yard field goals in Patriots history.
- Gostkowski has two 50-yarders so far in 2012 and can become the first Patriots player with three 50-yard field goals in a single season.
- Gostkowski has 149 points in 2012 and needs seven points to break Gino Cappelletti's single-season record of 155 points set in 1964.

BRANDON LLOYD

- Brandon Lloyd (902) needs 98 receiving yards against Miami to become the 10th Patriots player to have a 1,000-yard receiving season.

JEROD MAYO

- With 10 tackles, Jerod Mayo will have his 11th 10-plus tackle game of the season. He had his 10th 10-tackle game vs. San Francisco (12/16) to match the career-high 10 10-tackle games he had in 2010.

ROB NINKOVICH

- Rob Ninkovich has a team-leading five forced fumbles. If he has one more forced fumble, he will break a tie with Mike Vrabel (five in 2007) for the most forced fumbles for a Patriots player within the last 20 years.

STEVAN RIDLEY

- Stevan Ridley (1,189) needs 11 yards to become the fifth Patriots running back to reach 1,200 yards in a season.

WES WELKER

- Welker needs one reception to extend his streak to 93 straight regular-season games with at least one reception as a member of the Patriots to extend his franchise record. Welker has an overall streak of 109 straight regular-season games with at least one reception, including his time with the Miami Dolphins.

TEAM

- The Patriots defense has forced a turnover in 26 straight games, dating back to 2011 and including the first 15 games of 2012. The last NFL team to have at least one takeaway in all 16 regular season games was the 2010 Atlanta Falcons.
- The Patriots have 416 first downs and need one more to break the record set by New Orleans in 2011.
- A win over Miami will give the Patriots a perfect 6-0 record in division play for the second time in team history.



LAST GAME: PATRIOTS VS. JAGUARS

PATRIOTS 23, JACKSONVILLE 16

December 23, 2012 ★ EverBank Field

| | 1 | 2 | 3 | 4 | Final |
|----------------------|----|----|---|---|-------|
| New England Patriots | 3 | 10 | 3 | 7 | 23 |
| Jacksonville Jaguars | 10 | 3 | 0 | 3 | 16 |

The New England Patriots held on for a 23-16 win over the Jacksonville Jaguars to improve to an 11-4 record. The Patriots got off to an inauspicious start that saw Jacksonville score on their first two possessions for a 10-0 lead. Tom Brady overcame two first quarter interceptions with two touchdown passes in the victory.

With the Patriots clinging to a 23-16 lead late in the fourth quarter, the Jaguars had two chances to tie the game in the closing minutes. Jacksonville faced a third-and-goal from the New England 1-yard line when they were called for a false start penalty.

Instead of a short-yardage play, the Jaguars were forced into a passing situation. On the ensuing play after the penalty, Jaguars QB Chad Henne was sacked for a 5-yard loss by rookie LB Dont'a Hightower, leaving Jacksonville with a fourth and goal from the 10. On the next play, rookie DE Chandler Jones hit Henne as he tried to throw a pass into the end zone, and S Patrick Chung intercepted the pass over the middle.

New England failed to run out the final 3:14 of the game, and Jacksonville got the ball near midfield with less than a minute to play. Henne connected with WR Toney Clemons to convert on fourth down with 22 seconds to play, then found WR Jordan Shipley for an 18-yard gain that put them at the 12-yard line with 8 seconds to play. But, Chung had his second fourth quarter interception when he picked off Henne in the end zone as time expired to secure the win.

Jacksonville had the ball inside New England's 25-yard line seven times, but came away with just one touchdown and three field goals.

After Jacksonville opened the game with a 9-play, 78-yard drive that ended with a 3-yard touchdown pass from Henne to WR Justin Blackmon, Brady threw his first interception when he attempted a deep pass to RB Stevan Ridley, allowing Jacksonville to start at midfield. The Jaguars turned the turnover into a field goal for a 10-0 lead.

K Stephen Gostkowski got New England on the board when he finished a 10-play, 73-yard drive with a 25-yard field goal. After Jacksonville missed a 43-yard field goal, Brady was intercepted for a second time on the last play of the first quarter to help set up a Jaguars field goal in the second quarter for a 13-3 lead. The Patriots tied the game at 13 with a 49-yard field goal by Gostkowski and a 14-yard touchdown pass from Brady to RB Danny Woodhead.

New England took the lead for the first time when they took the second half kickoff and turned in a 10-play, 60-yard drive that was culminated with a 38-yard field goal by Gostkowski for a 16-13 lead. The Patriots increased their lead to 23-13 early in the fourth quarter when Brady finished a 59-yard drive with a 2-yard touchdown pass to WR Wes Welker. Jacksonville responded with a field goal drive that helped position them for a chance to tie the game in the final minutes.

Brady finished 24-of-41 for 267 yards with two touchdowns and two interceptions and Welker set an NFL record with his 18th game with 10 or more receptions, to break a tie with Hall of Famer Jerry Rice and Houston's Andre Johnson, who each have 17 games with 10 or more receptions.

BRADY TIES JOHNNY UNITAS FOR THE SECOND LONGEST TOUCHDOWN STREAK

Brady has now thrown at least one touchdown pass in 47 straight regular season games to tie Johnny Unitas for the second longest streak in NFL history, behind Drew Brees (54).

BELICHICK LEADS PATRIOTS TO 11 WINS

The victory over Jacksonville is the Patriots' 11th win of the season. Bill Belichick now has ten 11 win seasons, including nine with the Patriots. He is tied with Tom Landry for second place all-time, behind Don Shula, who had 13 11-win seasons.

NFL HEAD COACHES WITH THE MOST 11 WIN SEASONS

Don Shula – 13

Bill Belichick – 10

Tom Landry - 10

PATRIOTS TIE NFL RECORD FOR MOST FIRST DOWNS IN A SEASON

The Patriots tied the NFL record for most first downs in a season after gaining 23 first downs against Jacksonville to give them a total of 416 through the first 15 games of the season. The Patriots are tied with the 2011 New Orleans Saints with 416 first downs.

NFL RECORD FOR MOST FIRST DOWNS IN A SEASON

416 New England in 2012

416 New Orleans in 2011

399 New England in 2011

398 Kansas City in 2004

GOSTKOWSKI SETS CAREER-HIGH FOR POINTS; ON PACE TO SET PATRIOTS RECORD

Stephen Gostkowski set a single-season career-high after adding 11 points against Jacksonville to push his season total to 149. Gostkowski's previous best was 148 points in 2008. Gino Cappelletti has the Patriots record with 155 points in 1964. Gostkowski is averaging 9.9 points per game.

Patriots Record for Most Points in a Season

155 Gino Cappelletti, 1964

149 Stephen Gostkowski, 2012

148 Stephen Gostkowski, 2008

147 Gino Cappelletti, 1961

143 Stephen Gostkowski, 2011

WES WELKER SETS NFL RECORD FOR MOST 10-CATCH GAMES

WR Wes Welker finished with 10 receptions and now has 18 in his career, including four in 2012. Welker broke a tie with Andre Johnson and Jerry Rice, who each have 17 career 10-catch games.

BOUNCING BACK AFTER A LOSS

Since the beginning of 2003, the Patriots are 30-4 (.882) in regular season games following a loss, dropping back-to-back regular season games just four times over that span.

PATRIOTS OFFENSE PUTTING UP HISTORIC SEASON

The Patriots have scored 529 points through 15 games this season, the second most in team history.

MOST POINTS SCORED/PATRIOTS

589 in 2007

529 in 2012

518 in 2010

513 in 2011

PATRIOTS SCORE TOUCHDOWNS IN 2012

The Patriots are first in the NFL in 2012 with 63 touchdowns, which is third in team history.

MOST TOUCHDOWNS IN A SEASON / PATRIOTS

75 in 2007

65 in 2010

63 in 2012

61 in 2011

52 in 1961 and 1980



PATRIOTS 2012 TEAM NOTES

2012 NOTES OF INTEREST

BILL BELTCHICK

- Bill Belichick (203) needs two more wins to move into a tie with Marty Schottenheimer for sixth place all time.
- Belichick (17) needs one more postseason victory to move ahead of Joe Gibbs into sole possession of third place all-time in postseason wins. Tom Landry (20) is in first place followed by Don Shula (19).

TOM BRADY

- Tom Brady has 52 career 300-yard games, including eight in 2012, and ranks fifth all-time for most 300-yard games.
- Brady (32) reached 30 touchdown passes in 2012 for the third straight season and became just the fifth player in NFL history with at least 30 or more touchdown passes in four seasons.
- Brady (44,522) reached 4,000 passing yards in 2012. He is just the fifth player in NFL history to reach 4,000 yards in five or more seasons: Peyton Manning (12), Drew Brees (7), Dan Marino (6) and Brett Favre (6).
- Brady has thrown at least one touchdown pass in 47 straight games, the NFL's longest active streak. Brady's 47 straight games with at least one touchdown pass is tied with Johnny Unitas (47) for second all-time, behind Drew Brees (54).
- Brady had at least one touchdown pass in all 16 games in each of the last two seasons and has thrown for at least one in each of the first 15 games of 2012. Brady and Brees are the first two quarterbacks to throw for at least one touchdown pass in all 16 games for two straight seasons. With a TD pass vs. Miami, Brady would become the first player to pass for a touchdown in every game for three consecutive seasons.

ROB GRONKOWSKI

- Rob Gronkowski (10 touchdowns in 2010 and 18 in 2011) became the first tight end in NFL history with three straight 10-plus touchdown seasons after reaching 10 for the season in the win vs. Indianapolis (11/18). Gronkowski and Antonio Gates (13 in 2004 and 10 in 2005) are the only tight ends to have back-to-back 10-plus touchdown seasons.
- Gronkowski joins Randy Moss (2007, 2008 and 2009) and Corey Dillon (2004, 2005, 2006) as the only Patriots with three straight 10-plus touchdown seasons and three 10-plus seasons overall.
- Gronkowski has 37 receiving touchdowns and 38 touchdowns overall (37 receiving and 1 rushing) since 2010. The NFL record for most receiving touchdowns in a player's first three NFL seasons is 43 by Randy Moss and the NFL record for most touchdowns overall by a player in his first three NFL seasons is 47 by Barry Sanders (4 receiving and 43 rushing). Moss (43) and Jerry Rice (40) have the most receiving touchdowns in their first three NFL seasons.

ROB NINKOVICH AND BRANDON SPIKES

- Ninkovich and Brandon Spikes have five forced fumbles in 2012 and are tied with Mike Vrabel, who had five forced fumbles in 2007, for the most by a Patriots player in the last 20 years.

WES WELKER

- Wes Welker now has 18 10-plus catch games and passed Pro Football Hall of Famer Jerry Rice and Andre Johnson (17) for the most such games in NFL history
- Welker (110) has over 100 receptions in 2012 and is the first player in NFL history to have five 100-catch seasons.

TEAM

- The Patriots have scored 529 points through 15 games. If they score the 35 points that they are averaging, the team will finish with 564 points, which would be second all-time in NFL history to the 589 scored by the 2007 Patriots.
- The Patriots offense has 416 first downs and is currently tied with the 2011 New Orleans Saints for the most first downs in a single season.
- The Patriots have 23 rushing touchdowns and need one more to match the 24 by the 1976 team for the second most in team history. The franchise record is 30 set by the 1978 team.

PATRIOTS NAME 2012 TEAM CAPTAINS

The Patriots team captains are the same six who served as captains in 2011. The Patriots' 2012 captains were elected by their teammates. Quarterback Tom Brady and G Logan Mankins are the offensive captains. Nose tackle Vince Wilfork, LB Jerod Mayo and CB Devin McCourty are the defensive captains. Wide receiver Matthew Slater is the special teams captain. Brady has been chosen as a captain for the 11th straight season. Wilfork is a captain for the fifth straight season, while Mayo, is in his fourth season serving as a captain. Mankins, McCourty and Slater are captains for a second time.

TOP OFFENSE IN 2012

The Patriots offense is ranked first in the NFL in 2012 with 426.9 yards per game. The Patriots offense has finished in the top 10 for five straight seasons. Since the 1970 merger, the Patriots offense has finished in the top 10 a total of 16 times, including seven times under Bill Belichick.

| Year | Rank |
|------|-----------|
| 2011 | 2 (428.0) |
| 2010 | 8 (363.8) |
| 2009 | 3 (397.3) |
| 2008 | 5 (365.4) |
| 2007 | 1 (411.3) |

PATRIOTS SCORE TOUCHDOWNS IN 2012

The Patriots are first in the NFL in 2012 with 63 touchdowns, which is third all-time in team history. The Patriots hold the NFL record with 75 touchdowns scored by the 2007 team

MOST TOUCHDOWNS IN A SEASON / PATRIOTS

| |
|---------------------|
| 75 in 2007 |
| 65 in 2010 |
| 63 in 2012 |
| 61 in 2011 |
| 52 in 1961 and 1980 |

2012 PATRIOTS GO OVER 400 POINTS FOR SIXTH STRAIGHT SEASON

The Patriots are first in the NFL with 529 points in 2012, which is second in team history to the NFL record of 589 points set by the 2007 team. The Patriots are averaging 35 points per game in 2012. If they score 35 points in the final, they will finish with 564 points, second to the 2007 team. In 2012, the Patriots became the second team to ever have at least six straight 400-point seasons. San Diego has a current streak of eight straight 400 point seasons (2004-11), but has just 326 points through 15 games in 2012.

MOST POINTS SCORED/PATRIOTS

| |
|--------------------|
| 589 in 2007 |
| 529 in 2012 |
| 518 in 2010 |
| 513 in 2011 |
| 441 in 1980 |

MOST POINT SCORED/NFL

| |
|-----------------------------|
| 589 Patriots in 2007 |
| 560 Green Bay in 2011 |
| 556 Minnesota in 1998 |

PATRIOTS ON POINT IN 2012

The Patriots are first in the NFL with an average of 35.3 points per game so far in 2012.

HIGHEST AVG. POINTS PER GAME BY THE PATRIOTS

| |
|--------------|
| 36.8 in 2007 |
| 32.4 in 2010 |
| 32.1 in 2011 |
| 29.5 in 1961 |

HIGHEST AVG. POINTS PER GAME/NFL

| |
|-------------------------------|
| LA Rams – 38.8 (1950) |
| Patriots – 36.8 (2007) |
| Houston – 36.6 (1961) |
| Chi. Bears – 36.0 (1941) |

PATRIOTS ON PACE TO SET FRANCHISE RECORD FOR MOST TOTAL NET YARDS IN 2012

The Patriots have 6,403 net yards through the first 15 games in 2012, the third highest in team history.

MOST TOTAL NET YARDS/SEASON PATRIOTS

| |
|----------------------|
| 6,848 in 2011 |
| 6,580 in 2007 |
| 6,403 in 2012 |
| 6,357 in 2009 |

MOST TOTAL NET YARDS/ NFL

| | |
|-------|---------------------|
| 7,474 | New Orleans in 2011 |
| 7,075 | St. Louis in 2000 |
| 6,936 | Miami in 1984 |
| 6,848 | Patriots in 2011 |



PATRIOTS 2012 TEAM NOTES

PATRIOTS TIE FRANCHISE RECORD FOR MOST POINTS IN A GAME IN THE WIN OVER COLTS

The Patriots scored 59 points vs. Indianapolis (11/18), tying the franchise record for most points in a game. New England also scored 59 points in a 59-0 victory over Tennessee at Gillette Stadium on Oct. 18, 2009. The Patriots have now scored 50 or more points twice this season, with the win over the Colts and a 52-28 win over Buffalo on Sept. 30, 2012. It is the third time in team history that the Patriots have scored at least 50 points two times in a season. The Patriots also scored 50 or more points two times in 1979 and 2007. The 59 points are the most by a team the NFL in 2012. Seattle scored the second most with 58 points in a win vs. Arizona (12/09).

PATRIOTS SCORE 45 SECOND HALF POINTS TO TIE A TEAM RECORD FOR MOST POINTS IN A HALF

The Patriots scored 45 points in the second half at Buffalo (9/30), including 31 points in the fourth quarter. It is tied for the highest total in a half in franchise history. The Patriots scored 45 first half points vs. Tennessee on Oct. 18, 2009 in a 59-0 win. The 45 points are the most by a team that trailed after halftime since the Giants had a 48 point second half vs. Baltimore on Nov. 19, 1950.

MOST POINTS/SECOND HALF

- 49 Chicago Bears vs. Philadelphia, Nov. 30, 1941
- 48 Chicago Cardinals vs. Baltimore, Oct. 2, 1950
- 48 N.Y. Giants vs. Baltimore, Nov. 19, 1950
- 45 Patriots at Buffalo, Sept. 30, 2012**
- 45 Cincinnati vs. Houston, Dec. 17, 1972

MOST POINTS IN A HALF OVERALL

- 49 Green Bay vs. Tampa Bay, Oct. 2, 1983
- 49 Chicago Bears vs. Philadelphia, Nov. 30, 1941
- 48 Buffalo vs. Miami, Sept. 18, 1966
- 48 Chicago Cardinals vs. Baltimore, Oct. 2, 1950
- 48 N.Y. Giants vs. Baltimore, Nov. 19, 1950
- 45 Patriots at Buffalo, Sept. 30, 2012**
- 45 Philadelphia vs. Washington, Nov. 15, 2010
- 45 Patriots vs. Tennessee, Oct. 18, 2009**
- 45 Seattle vs. Minnesota, Sept. 29, 2002
- 45 Houston vs. Cleveland, Dec. 9, 1990
- 45 Indianapolis vs. Denver, Oct. 31, 1988
- 45 Cincinnati vs. Houston, Dec. 17, 1972
- 45 Green Bay vs. Cleveland, Nov. 12, 1967

PATRIOTS BECOME FIRST TEAM IN NFL HISTORY WITH TWO 30-POINT QUARTERS IN THE SAME SEASON

The Patriots tied a franchise record for the most points in a quarter with 35 points in the second quarter in the 49-19 win at the Jets (11/22). The Patriots also scored 35 points in the second quarter in a 59-0 win vs. Tennessee on Oct. 18, 2009. The 35 points are tied for the fourth highest amount of points scored in a single quarter. The Patriots are the only team to score 35 points in a quarter since 1983, and they have now done it two times. It is the second time in 2012 that the Patriots have scored 30 or more points in a quarter. The Patriots scored 31 points in the fourth quarter in a 52-28 win at Buffalo on Sept. 30, 2012 and are now the first team in NFL history with two 30-point quarters in the same season.

PATRIOTS TIED FOR FOURTH ALL-TIME WITH THE 35-POINT SECOND QUARTER AGAINST THE JETS

The Patriots 35-point second quarter against the Jets (11/22) is tied for the fourth highest quarter total in NFL history.

Most Points, One Quarter in NFL History

- 41 Green Bay vs. Detroit, Oct. 7, 1945 (second quarter)
- 41 Los Angeles vs. Detroit, Oct. 29, 1950 (third quarter)
- 37 Los Angeles vs. Green Bay, Sept. 21, 1980 (second quarter)
- 35 Patriots at NY Jets, Nov. 22, 2012 (second quarter)**
- 35 Patriots vs. Tennessee, Oct. 18, 2009 (second quarter)**
- 35 Green Bay vs. Tampa Bay, Oct. 2, 1983 (second quarter)
- 35 Green Bay vs. Cleveland, Nov. 12, 1967 (first quarter)
- 35 Chicago Cardinals vs. Boston, Oct. 24, 1948 (third quarter)

PATRIOTS DEFENSE HOLDS TENNESSEE TO JUST 20 YARDS RUSHING IN 2012 OPENER

The Patriots defense held the Titans to just 20 yards rushing on 16 attempts for a 1.3-yard average in the 2012 season opener. The 20 yards rushing allowed are the fifth-lowest total in Patriots history and the lowest total since holding Buffalo to 14 yards rushing on Dec. 11, 2005 in Buffalo.

FEWEST YARDS ALLOWED RUSHING IN A GAME

- 2 at San Diego, Dec. 17, 1961
- 14 at Buffalo, Dec. 11, 2005
- 14 vs. Kansas City, Oct. 11, 1998
- 19 vs. Houston, Nov. 1, 1963
- 20 at Tennessee, Sept. 9, 2012**
- 20 vs. Seattle, Dec. 4, 1988

PATRIOTS HAD TWO RUNNING BACKS REACH 100 YARDS RUSHING AT BUFFALO IN 2012

Rookie RB Brandon Bolden (137) and RB Stevan Ridley (106) both rushed for over 100 yards at Buffalo on Sept. 30. It is the first time the Patriots had two 100-yard rushers in the same game since Nov. 23, 1980 at Baltimore Colts when Don Calhoun (106) and Vagas Ferguson (100) each had 100 yards rushing.

2012 PATRIOTS HAVE FIRST BACK-TO-BACK 200 YARD RUSHING GAMES SINCE 1978

The Patriots had more than 200 rushing yards in back-to-back games for the first time since 1978. Versus Denver (10/7), New England finished the game with a total of 251 rushing yards on 54 carries. The previous week at Buffalo (9/30), New England had a total of 247 rushing yards. The last time New England had 200-plus rushing yards in consecutive games was when it followed a 213-yard performance on Dec. 3, 1978 at Dallas with a 249-yard effort against Buffalo on Dec. 10, 1978. It is the 69th time in franchise history that they have rushed for 200 yards in a game. It is the most rushing yards in a game since gaining 277 at Oakland on Dec. 14, 2008.

SECOND TIME IN NFL HISTORY A TEAM HAS TWO 100-YARD RUSHERS, TWO 100-YARD RECEIVERS AND A 300-YARD PASSER

The Patriots had two 100-yard rushers (Brandon Bolden 137 and Stevan Ridley 106), two 100-yard receivers (Wes Welker 129 and Rob Gronkowski 104) and a 300-yard passer (Tom Brady 340) in the win at Buffalo (9/30) for the first time in team history. It is the second time in NFL history that feat has been accomplished. Green Bay was the first team to do so on Dec. 28, 2008 in a win vs. Detroit when Ryan Grant (106) and DeShawn Wynn (106) rushed for over 100 yards, Donald Driver (111) and Greg Jennings (101) went over 100 yards receiving and Aaron Rodgers (308) passed for over 300 yards.

PATRIOTS TIED A TEAM RECORD WITH FOUR RUSHING TOUCHDOWNS AT BUFFALO

The Patriots tied a team record with four rushing touchdowns in the win at Buffalo (9/30). It is the seventh time and the first time since Oct. 16, 1983 vs. San Diego that the Patriots scored four rushing touchdowns in a game.

THE PATRIOTS SCORE 108 IN TWO GAMES

With 59 points vs. Indianapolis (11/18) and 49 points against the Jets (11/22), the Patriots scored 108 points in a two week stretch for the highest two-week point total in team history. The Patriots previous best was 101 points when they scored 49 points and 52 points in back-to-back weeks in 2007. It is tied with Seattle (2012) for third most in a two-game span in a single season in NFL History. The 1950 Rams hold the record with 135 points, followed by the 1948 Chicago Cardinals with 112 points.

PATRIOTS SET TEAM RECORD WITH 35 FIRST DOWNS IN THE WIN VS. DENVER

The Patriots gained a total of 35 first downs vs. Denver (10/7), marking the highest total in franchise history. New England had 18 first downs rushing, 16 first downs passing, and one first down by penalty. The previous team record for most first downs in a game was 34, achieved against Washington on Oct. 28, 2007.



PATRIOTS 2012 TEAM NOTES

PATRIOTS OFFENSE GAINS 580 YARDS AT BUFFALO IN 2012

The Patriots chalked up 580 yards in total offense at Buffalo (9/30), the fourth most in team history. It is the 14th time in team history that the Patriots have recorded at least 500 total yards on offense. It is the ninth time under Bill Belichick that the Patriots have accomplished the feat.

MOST TOTAL NET YARDS/GAME

| | |
|------------|-----------------------------------|
| 622 | at Miami, Sept. 12, 2011 |
| 619 | vs. Tennessee, Oct. 18, 2009 |
| 597 | vs. N.Y. Jets, Sept. 9, 1979 |
| 580 | at Buffalo, Sept. 30, 2012 |

PATRIOTS ARE FIRST TEAM SINCE THE NFL MERGER TO REGISTER THREE STRAIGHT GAMES WITH 30 OR MORE FIRST DOWNS

The Patriots are the first team since the 1970 AFL-NFL merger to have recorded 30 or more first downs in three straight games with 33 at Baltimore (9/23), 33 at Buffalo (9/30) and a team-record of 35 vs. Denver (10/7).

2012 PATRIOTS TIE FOR MOST FIRST DOWNS IN A SINGLE SEASON; NEED ONE MORE FIRST DOWN TO TAKE OVER THE RECORD

The Patriots have 416 first downs through 15 games this season and are tied with the 2011 New Orleans Saints for the most first downs in a single season.

NFL RECORD FOR MOST FIRST DOWNS IN A SEASON

| | |
|------------|----------------------------|
| 416 | New England in 2012 |
| 416 | New Orleans in 2011 |
| 399 | New England in 2011 |
| 398 | Kansas City in 2004 |

PATRIOTS SET NFL RECORD FOR MOST CONSECUTIVE GAMES WITH 350 OR MORE YARDS

The Patriots gained 473 yards in the win against St. Louis (10/28) for their 17th consecutive game with 350 or more yards to set an NFL record. The streak was snapped when the Patriots gained 347 yards in the win vs. Buffalo (11/11).

Team Years Consecutive 350-Yard Games

| | | |
|-----------------|---------------------|-----------|
| Patriots | 2011-present | 17 |
| St. Louis | 1999-2000 | 16 |
| San Diego | 1982-1983 | 14 |
| San Diego | 1981-1982 | 13 |
| Indianapolis | 2008-2009 | 13 |

PATRIOTS HAVE FIVE DEFENSIVE TOUCHDOWNS IN 2012

Steve Gregory's 32-yard touchdown on a fumble return and Julian Edelman's 22-yard fumble return at the Jets (11/22) gave the Patriots five defensive touchdowns in 2012. In addition to Gregory and Edelman's scores, LB Dont'a Hightower returned a fumble at Tennessee (9/9), and Alfonzo Dennard and Aqib Talib returned interceptions for touchdowns vs. Indianapolis (11/18). It is the most for the Patriots since scoring five defensive touchdowns in 2010. The Patriots team record for most defensive touchdowns in a season is six by the 2007 team (3 interception returns and 3 fumble returns). The Patriots also had five defensive touchdowns in 2003 (5 interception returns), 2001 (5 interception returns), 1992 (3 interceptions and 2 fumble returns) and 1961 (2 interception returns and 3 fumble returns).

2012 PATRIOTS HAVE SEVEN NON-OFFENSIVE TOUCHDOWNS IN 2012

The Patriots have seven non-offensive touchdowns in 2012. The 2010 Patriots and 1961 Patriots teams own the team record with nine non-offensive touchdowns. The NFL record for most non-offensive touchdowns is 13 by Seattle in 1998.

| Date | Game | Touchdown |
|----------|------------------|---------------------------------------|
| 9/9/12 | at Tennessee | Dont'a Hightower 6-yd. Fumble Return |
| 10/21/12 | N.Y. Jets | Devin McCourty 104-yd. Kickoff Return |
| 10/18/12 | vs. Indianapolis | Julian Edelman 68-yd. Punt Return |
| 11/18/12 | vs. Indianapolis | Aqib Talib 59-yd. Int. Return |
| 11/18/12 | vs. Indianapolis | Alfonzo Dennard 87-yd. Int. return |
| 11/22/12 | at N.Y. Jets | Steve Gregory 32-yd. Fumble Return |
| 11/22/12 | at N.Y. Jets | Julian Edelman 22-yd. Fumble Return |

2012 PATRIOTS TIE TEAM MARK WITH THREE FUMBLES RETURNED FOR A TOUCHDOWN

The Patriots have returned three fumbles for touchdowns in 2012, tying a team mark also set by the 1961, 2007, 2004 and 1985 teams.

2012 PATRIOTS LEAD THE NFL WITH A TURNOVER DIFFERENTIAL OF +23

The 2012 Patriots are first in the NFL with a +23 turnover differential, forcing 39 turnovers while allowing just 16 turnovers. The Patriots set a franchise record with a +28 turnover differential in 2010, forcing 38 turnovers while allowing just 10 turnovers. The Patriots turnover differential of +28 in 2010 is tied with the 2011 San Francisco 49ers for the second-best turnover differential since the 1970 AFL-NFL merger, trailing only the +43 posted by the 1983 Washington Redskins.

2012 PATRIOTS DEFENSE FORCES TURNOVERS

The 2012 Patriots' defense is tied second in the NFL to Chicago (40) with 39 forced turnovers (19 interceptions and 20 forced fumbles). The Patriots team record is 50 turnovers in 1976. The most forced turnovers under Bill Belichick's reign with the Patriots are 41 by the 2003 team. The Patriots record for most forced fumbles is 27 by the 1976 team.

2012 PATRIOTS DEFENSE FORCES TURNOVERS

The Patriots have forced a turnover in 26 straight games, dating back to 2011 and including the first 15 games of 2012. The last team to have at least one forced turnover in all 16 regular season games was the 2010 Atlanta Falcons. It is the longest streak for the Patriots since going 30 straight games with at least one takeaway from 1986 to 1988.

PATRIOTS CONVERT FIVE FOURTH DOWNS VS. 49ERS; JUST THIRD TEAM TO EVER DO SO

The Patriots converted 5-of-6 fourth downs vs. San Francisco (12/16) to become just the third NFL team to ever have five fourth down conversions in a single game. The other two teams were Kansas City vs. New York Giants on Sept. 10, 1995 and Chicago vs. Green Bay on Dec. 1, 1996.

2012 HONORS AND AWARDS

QB Tom Brady

- AFC Offensive Player of the Week (Wk. 4 at Buffalo)
- AFC Offensive Player of the Week (Wk. 8 at St. Louis)
- AFC Offensive Player of the Week (Wk. 14 vs. Houston)

TE Rob Gronkowski

- *Pro Football Weekly* Midseason All-Pro

DE Chandler Jones

- AFC Rookie of the Month (September)

DB Devin McCourty

- AFC Special Teams Player of the Week (Wk. 7 vs. New York Jets)

WR Wes Welker

- *Sports Illustrated* Midseason All-Pro

DL Vince Wilfork

- *Pro Football Weekly* Midseason All-Pro

BILL BELICHICK HAS THE MOST POINTS PER GAME IN NFL HISTORY

In Bill Belichick's head coaching career, his teams have scored an average of 24.6 points per game.

MOST POINTS PER GAME / NFL HISTORY

Minimum 200 Games as Head Coach

| Coach | Gms | Pts | PPG | Teams |
|-----------------------|------------|-------------|-------------|---|
| Bill Belichick | 287 | 7061 | 24.6 | 1991-95 (CLE), 2000-12 (NE) |
| Don Shula | 490 | 11571 | 23.6 | 1963-69 (BAL), 1970-95 (MIA) |
| Tom Landry | 418 | 9869 | 23.6 | 1960-88 (DAL) |
| Sid Gillman | 228 | 5381 | 23.6 | 1955-59 (Rams), 1960-69 (LA/SD), 1971 (SD), 1973-74 (HOU) |

PATRIOTS HAVE JUST 9 INT. IN 2012

The Patriots have allowed just 9 interceptions in 2012

FEWEST PASSES HAD INTERCEPTED/PATRIOTS HISTORY

5 in 2010 (Tied for NFL Record)
9 in 1982, 2007 and 2012
11 in 2008



PATRIOTS 2012 TEAM NOTES

PRO BOWL BALLOTING

NFL Pro Bowl balloting has finished. Fans voted for their favorite NFL players to represent the AFC and NFC in the 2013 Pro Bowl on Sunday, Jan. 27 at 7 p.m. from Aloha Stadium in Honolulu, Hawaii. The AFC and NFC All-Star squads are determined by the consensus votes of fans, players and coaches. Each group's vote counts one-third towards determining each conference's 43-man roster. NFL players and coaches will cast their votes on Dec. 20-21. The Pro Bowl teams will be announced at 7:00 p.m. ET on Wednesday, Dec. 26 in a Pro Bowl Selection Show on NFL Network.



PRO BOWL – PATRIOTS PLAYER RANKINGS

QB Tom Brady (908,099) finished second in the NFL in fan voting, behind Peyton Manning (993,045). The New England Patriots have 17 players in the top five in Pro Bowl votes in their respective positions, including three that are leading the fan vote at their positions. TE Rob Gronkowski, G Logan Mankins and LB Jerod Mayo have the most fan votes at their positions.

| | |
|----------------------------|---|
| QB Tom Brady | (2nd in AFC Voting – 908,099) |
| RB Stevan Ridley | (3 rd in AFC Voting – 260,280) |
| WR Wes Welker | (3 rd in AFC Voting – 448,718) |
| TE Rob Gronkowski | (1 st in AFC Voting – 646,273) |
| TE Aaron Hernandez | (4 th in AFC Voting – 97,962) |
| T Nate Solder | (5 th in AFC Voting – 138,932) |
| G Logan Mankins | (1 st in AFC Voting – 206,026) |
| G Dan Connolly | (4 th in AFC Voting – 143,541) |
| DE Chandler Jones | (4 th in AFC Voting – 164,682) |
| DE Rob Ninkovich | (5 th in AFC Voting – 135,623) |
| DT Vince Wilfork | (3 rd in AFC Voting – 200,994) |
| LB Jerod Mayo | (1 st in AFC Voting – 323,411) |
| LB Brandon Spikes | (4 th in AFC Voting – 101,856) |
| DB Devin McCourty | (4 th in AFC Voting – 197,054) |
| K Stephen Gostkowski | (4 th in AFC Voting – 93,318) |
| P Zoltan Mesko | (2 nd in AFC Voting – 71,533) |
| SPT Matthew Slater | (4 th in AFC Voting – 55,461) |

PATRIOTS LEAD NFL WITH 23 RUSHING TDS

The Patriots lead the NFL with 23 rushing touchdowns. The 23 rushing touchdowns ties the 1981 team and trails just the 1976 team with 24 and the 30 by the 1978 team.

NFL RECORD FOR MOST TOUCHDOWNS, RUSHING, SEASON

| | |
|----|-------------------|
| 36 | Green Bay, 1962 |
| 33 | Pittsburgh, 1976 |
| 32 | Kansas City, 2003 |
| 32 | San Diego, 2006 |

PATRIOTS RECORD FOR MOST RUSHING TOUCHDOWNS IN A SEASON

| | |
|-----------|-------------------|
| 30 | 1978 |
| 24 | 1976 |
| 23 | 1981, 2012 |
| 21 | 2008, 1974 |
| 20 | 2006 |

PATRIOTS SUSTAIN DRIVES; JUST 22 THREE-AND-OUTS IN 176 SERIES

In 176 offensive series in 2012, the Patriots have had just 22 drives with a three-and-out, the best in the NFL. The Patriots three-and-out percentage is 12.5. The NFL average is 22.8. The Green Bay are next in the NFL with a 17.0 average. Since 2000, the fewest three-and-outs were by St. Louis in 2001 with 18. The Patriots lowest total since 2000 was 26 in 2007.

PATRIOTS WILL FINISH THE YEAR WITH AT LEAST 30 POINTS PER GAME

The Patriots will finish the 2012 season averaging 30 points per game, joining the 1999-01 Rams, the 1949-51 Rams, and the 1941-43 Bears as the only teams to average at least 30 PPG in three straight years after averaging 32.4 in 2010, 32.0 in 2011 and 35.3 so far in 2012. Bill Belichick is the first head coach in NFL history to lead a team to three straight years of at least 30 PPG. Even if the Patriots do not score in their final two games, they will finish the year averaging more than 30 points per game.

PATRIOTS HAVE MOST CONSECUTIVE SEASONS STARTING AT 6-3 OR BETTER

The Patriots started the 2012 season with a record of 6-3 for the seventh consecutive season. The Patriots streak of seven straight seasons with at least six wins in the first nine games is the second longest in NFL history to the Dallas Cowboys, who had 12 straight seasons from 1975 to 1986.

CONSECUTIVE YEARS STARTING 6-3 OR BETTER (Including 2012 season)

| | |
|--------------------|----------|
| New England | 7 |
| Pittsburgh | 6 |
| Baltimore | 3 |
| Chicago | 3 |
| Green Bay | 3 |
| NY Giants | 3 |

PATRIOTS RETURN TWO FUMBLES FOR A TOUCHDOWN IN THE SAME GAME

Steve Gregory scored on a 32-yard fumble return and Julian Edelman scored on a 22-yard fumble return on the ensuing kickoff in the 49-19 victory over the New York Jets on Nov. 22, 2012. It is the third time in team history that the Patriots have scored on two fumbles returned for a touchdown in the same game and for the first time on back-to-back plays.

GAMES WITH TWO FUMBLES RETURNED FOR A TD IN PATRIOTS HISTORY

Nov. 23, 1980 vs. Baltimore –Rick Sanford scored on a 22-yd. fumble return and Allen Clark scored on a 15-yd. fumble return

Dec. 1, 1996 at San Diego – Willie McGinest recovered a fumble in the end zone and Corwin Brown scored on a 42-yd. fumble return

Nov. 22, 2012 at NY Jets – Steve Gregory scored on a 32-yd. fumble return and Julian Edelman scored on a 22-yd. fumble return.

PATRIOTS HAVE TWO PLAYERS WITH 100 TACKLE SEASONS

Jerod Mayo has 179 total tackles and Brandon Spikes has 128 total tackles. It is the fifth time in the Bill Belichick era that two players have recorded 100 tackles but the first time since 2006 when LB Tedy Bruschi (124), DL Ty Warren (117) and LB Mike Vrabel (101) each went over 100 tackles.

Belichick Era Multiple 100+ Tacklers

| | |
|-----------------------|----------------------|
| 2012 | 2003 |
| Jerod Mayo – 179 | Rodney Harrison -140 |
| Brandon Spikes – 128 | Tedy Bruschi- 137 |
| 2006 | Roman Phifer - 133 |
| Tedy Bruschi – 124 | |
| Ty Warren – 117 | 2000 |
| Mike Vrabel – 101 | Lawyer Milloy - 121 |
| 2004 | Tedy Bruschi - 105 |
| Rodney Harrison – 138 | |
| Tedy Bruschi – 128 | |
| Ted Johnson – 112 | |

PATRIOTS SCORE 21 POINTS IN 52 SECONDS AGAINST THE JETS

With 10 minutes remaining in the second quarter at the Jets on Nov. 22, 2012, the Patriots were in front, 7-0, but the Jets were in New England territory with a chance to tie the game. Shonn Greene lost a fumble on a fourth-and-one and the Jets proceeded to allow 21 points within a 52-second span. Steve Gregory recovered the Greene fumble. On the next play, Tom Brady completed a screen pass to Shane Vereen that he took 83 yards for a touchdown. On the second play of the Jets next series, Mark Sanchez fumbled and Gregory scooped up the ball and returned the fumble 32 yards for a touchdown. On the ensuing kickoff, Devin McCourty forced a fumble that was fielded in stride by Julian Edelman, who returned it 22 yards for a touchdown. The Patriots are one of three teams to ever score three touchdowns in under a minute since the 1970 merger.

NFL TEAMS TO SCORE THREE TDS IN UNDER 1 MINUTE

2012 New England Patriots at New York Jets (11-22-12)

2002 Seattle Seahawks vs. Minnesota Vikings (9-29-02)

1998 Atlanta Falcons vs. Carolina Panthers (10-4-98)



PATRIOTS SUSTAINING SUCCESS

PATRIOTS ARE MOST FREQUENT SUPER BOWL TEAM OVER LAST 30 YEARS

The Patriots have won seven conference championships since the 1985 season and have more conference titles than any other team over the last 30 years (since 1982). Additionally, the Patriots' six conference titles over the last 25 years are two more than the next closest team and New England's six conference championships in the last 20 years are also more than any other team. New England also has more conference titles over the last 15 years (5) and over the last 10 years (4) than any other team. The Patriots' two conference titles in the last five years are tied with Pittsburgh and the New York Giants for the most over that span.

Most Conference Championships in Last 5 Years (2007-2011)

| | |
|--------------------------|----------|
| New England | 2 |
| Pittsburgh..... | 2 |
| N.Y. Giants | 2 |
| New Orleans..... | 1 |
| Indianapolis..... | 1 |
| Green Bay | 1 |
| Arizona..... | 1 |

Most Conference Championships in Last 10 Years (2002-2011)

| | |
|--------------------------|----------|
| New England | 4 |
| Pittsburgh..... | 3 |
| Indianapolis..... | 2 |
| N.Y. Giants | 2 |
| 9 Other Teams..... | 1 |

Most Conference Championships in Last 15 Years (1997-2011)

| | |
|--------------------------|----------|
| New England | 5 |
| Pittsburgh..... | 3 |
| N.Y. Giants | 3 |
| Denver | 2 |
| Green Bay | 2 |
| Indianapolis..... | 2 |
| St. Louis Rams..... | 2 |

Most Conference Championships in Last 20 Years (1992-2011)

| | |
|--------------------------|----------|
| New England | 6 |
| Pittsburgh..... | 4 |
| Dallas..... | 3 |
| Green Bay | 3 |
| N.Y. Giants | 3 |
| Buffalo | 2 |
| Denver | 2 |
| Indianapolis..... | 2 |
| St. Louis | 2 |

Most Conference Championships in Last 25 Years (1987-2011)

| | |
|--------------------------|----------|
| New England | 6 |
| Buffalo | 4 |
| Denver | 4 |
| Pittsburgh..... | 4 |
| N.Y. Giants | 4 |
| Dallas..... | 3 |
| Green Bay | 3 |
| San Francisco..... | 3 |

Most Conference Championships in Last 30 Years (1982-2011)

| | |
|--------------------------|----------|
| New England | 7 |
| Denver | 5 |
| N.Y. Giants | 5 |
| Buffalo | 4 |
| Pittsburgh..... | 4 |
| San Francisco..... | 4 |
| Washington | 4 |
| Dallas..... | 3 |
| Green Bay | 3 |

WHAT HAVE YOU DONE FOR ME LATELY?

Since the 2009 season, the Patriots have maintained their spot atop the NFL in terms of regular season winning percentage and regular season points scored. Since the beginning of the 2010 season, the Patriots have the NFL's highest winning percentage and have scored the most points in the NFL. Since 2011, the Patriots have the second-best winning percentage and have scored the most points.

HIGHEST WINNING PERCENTAGE SINCE 2009

| Team | W | L | T | Pct. | PF | PA |
|-----------------------------|-----------|-----------|----------|-------------|-------------|-------------|
| New England Patriots | 48 | 15 | 0 | .762 | 1987 | 1271 |
| Green Bay Packers | 47 | 16 | 0 | .746 | 1808 | 1195 |
| Atlanta Falcons | 45 | 18 | 0 | .714 | 1581 | 1240 |
| New Orleans Saints | 44 | 19 | 0 | .698 | 1864 | 1397 |
| Baltimore Ravens | 43 | 20 | 0 | .683 | 1507 | 1118 |
| Pittsburgh Steelers | 40 | 23 | 0 | .635 | 1380 | 1087 |
| San Francisco 49ers | 37 | 25 | 1 | .595 | 1385 | 1116 |
| Houston Texans | 37 | 26 | 0 | .587 | 1559 | 1341 |

HIGHEST WINNING PERCENTAGE SINCE 2010

| Team | W | L | T | Pct. | PF | PA |
|-----------------------------|-----------|----------|----------|-------------|-------------|------------|
| New England Patriots | 38 | 9 | 0 | .809 | 1560 | 986 |
| Atlanta Falcons | 36 | 11 | 0 | .766 | 1218 | 915 |
| Green Bay Packers | 36 | 11 | 0 | .766 | 1347 | 898 |
| Baltimore Ravens | 34 | 13 | 0 | .723 | 1116 | 857 |
| Pittsburgh Steelers | 31 | 16 | 0 | .660 | 1012 | 763 |
| New Orleans Saints | 31 | 16 | 0 | .660 | 1354 | 1056 |
| San Francisco 49ers | 29 | 17 | 1 | .628 | 1055 | 835 |
| Houston Texans | 28 | 19 | 0 | .596 | 1171 | 1008 |
| Chicago Bears | 28 | 19 | 0 | .596 | 1036 | 880 |

HIGHEST WINNING PERCENTAGE SINCE 2011

| Team | W | L | T | Pct. | PF | PA |
|-----------------------------|-----------|----------|----------|-------------|-------------|------------|
| New England Patriots | 24 | 7 | 0 | .774 | 1042 | 673 |
| San Francisco 49ers | 23 | 7 | 1 | .758 | 750 | 489 |
| Atlanta Falcons | 23 | 8 | 0 | .742 | 804 | 627 |
| Baltimore Ravens | 22 | 9 | 0 | .710 | 759 | 587 |
| Houston Texans | 22 | 9 | 0 | .710 | 781 | 581 |
| New Orleans Saints | 20 | 11 | 0 | .645 | 970 | 749 |
| Denver Broncos | 20 | 11 | 0 | .645 | 752 | 676 |
| Pittsburgh Steelers | 19 | 12 | 0 | .613 | 637 | 531 |

MOST POINTS SCORED SINCE 2009

| Team | Points |
|-----------------------------------|-------------|
| New England Patriots | 1987 |
| New Orleans Saints | 1864 |
| Green Bay Packers | 1808 |
| San Diego Chargers..... | 1627 |
| Atlanta Falcons | 1581 |
| New York Giants | 1577 |
| Houston Texans | 1559 |
| Philadelphia Eagles..... | 1537 |

MOST POINTS SCORED SINCE 2010

| Team | Points |
|-----------------------------------|-------------|
| New England Patriots | 1560 |
| New Orleans Saints | 1354 |
| Green Bay Packers | 1347 |
| Atlanta Falcons | 1218 |
| Detroit Lions | 1184 |
| New York Giants | 1175 |
| San Diego Chargers..... | 1173 |
| Houston Texans | 1171 |
| Dallas Cowboys..... | 1121 |

MOST POINTS SCORED SINCE 2011

| Team | Points |
|-----------------------------------|-------------|
| New England Patriots | 1042 |
| New Orleans Saints | 970 |
| Green Bay Packers | 959 |
| Detroit Lions | 822 |
| Atlanta Falcons | 804 |
| New York Giants | 781 |
| Houston Texans | 781 |
| Baltimore Ravens | 759 |
| Denver Broncos..... | 752 |



INSIDE THE NUMBERS

BY THE NUMBERS

3

Rob Ninkovich has three forced fumbles on sacks so far in 2012.

3

The number of interceptions in the end zone by DB Devin McCourty. He leads the team with five interceptions.

4

The number of interceptions in 2012 by rookie S Tavon Wilson, one more than the total he had during his college career at Illinois.

5

Wes Welker is the first player in NFL history to have five 100-catch seasons.

8

The number of strip-sack/turnovers the Patriots have in 2012 with one each by Trevor Scott, Vince Wilfork and three each by Chandler Jones and Rob Ninkovich.

9

The number of times that Wes Welker has reached 100 yards receiving in a single half (6 in the first half and 3 in the second).

10

The Patriots 41-34 loss to San Francisco was their first December loss at Gillette Stadium since 2002, nearly 10 years ago.

11

The number of 20-yard runs by RB Stevan Ridley. Since 2000, Corey Dillon and Antowain Smith are tied with 13 runs of 20 or more, followed by Ridley and Laurence Maroney (11).

12

The Patriots have now earned their 12th straight winning season, the third team in NFL history to have 12 straight winning seasons since the 1970 merger.

13.1

Julian Edelman's 13.1 punt return average on 72 returns. He needs three more punt returns to reach the NFL qualifying number (75) to become the NFL's all-time punt return leader in average currently at 12.8 by George McAfee.

17

With Arizona having a losing record in 2012, the Patriots 20-18 loss to the Cardinals on Sept. 16 was their first home loss to a team with a losing record since a 31-17 loss on Dec. 3, 1995 to New Orleans (7-9), 17 years ago.

26

The Patriots have forced a turnover in 26 straight games, dating back to 2011, and including the first 15 games of 2012. The last team to have at least one forced turnover in all 16 regular season games was the 2010 Atlanta Falcons.

39

The number of forced turnovers by the Patriots in 2012 (19 interceptions and 20 fumble recoveries), second in the NFL to Chicago (40). The Patriots record for most forced turnovers in a season is 50 by the 1976 team. The most under the Belichick era is 41 by the 2003 team.

35

The number of first downs by the Patriots vs. Denver (10/7) to set a franchise record and make the Patriots the first team since the 1970 merger to have three straight games with 30 or more first downs.

TOM BRADY BY THE NUMBERS

1

Tom Brady became the first player to follow a 500-yard performance with a 400-yard performance after Brady had back-to-back games with 517 yards and 423 yards to start 2011.

6

The number of 12-win seasons that Brady has guided the Patriots to during his career. If the Patriots win vs. Miami, Brady will have 7 12-win season, second only to Peyton Manning's 9.

TOM BRADY BY THE NUMBERS (continued)

10

The number of division championships by Tom Brady, surpassing the nine division titles by Joe Montana and Peyton Manning.

36

The number of times Brady has thrown for at least three touchdowns with no interceptions, tied for second in NFL history with Brett Favre (36), behind Peyton Manning (37).

42

The number of consecutive fourth-and-one conversions by Brady.

47

The number of consecutive games that Brady has thrown at least one touchdown pass, the longest active streak in the NFL and tied with Johnny Unitas for the second longest streak behind Drew Brees (54).

53

The number of regular season 300-yard passing games by Tom Brady, a team record.

106

The number of times that Brady has thrown two or more touchdowns in a game. The Patriots are 90-16 when he throws for two or more touchdowns.

5,235

The number of passing yards by Brady in 2011, the second most in a season in NFL history.

THE KRAFT ERA

3

The number of Super Bowl championships the Patriots have won since Robert Kraft purchased the team in 1994. That mark is the highest total in the NFL over that span. Only Denver (2; 1997 and 1998), Pittsburgh (2; 2005 and 2008) and the NY Giants (2; 2007 and 2011) have won multiple Super Bowl titles since 1994.

6

The number of conference championships the Patriots have won since Robert Kraft purchased the team in 1994. That mark is the highest total in the NFL over that span. Pittsburgh is second with four conference titles since 1994.

12

The number of division championships won by the Patriots since Kraft purchased the team in 1994.

14

The number of playoff seasons earned by the Patriots in the 19 seasons since Robert Kraft purchased the team.

19

The number of playoff games the Patriots have won since Robert Kraft purchased the team in 1994. That mark is the highest total in the NFL over that span. Pittsburgh ranks second with 17 playoff wins over that span.

29

The number of playoff games the Patriots have appeared in since 1994, the most in the NFL. Pittsburgh has the second most with 27.

202

The number of consecutive home games that have been sold out, including all playoff and preseason games dating back to the 1994 season opener.

THE BELICHICK ERA

10

The number of 11-win seasons by Bill Belichick, tied with Tom Landry for second to Don Shula's 13.

24.6

In Bill Belichick's head coaching career, his teams have scored an average of 24.6 points per game, the highest total among head coaches with at least 200 games.

203

Bill Belichick has 203 career victories as a head coach, including playoff games for 7th place all-time.



BILL BELICHICK NEWS & NOTES

THE HEAD COACH

18th season as head coach • 38th NFL season

Overall Record: 203-108 (.653)

Regular Season: 186-101 (.648)

Postseason: 17-7 (.708)

With Patriots overall: 166-63 (.725)

Super Bowl Titles: 5 (86, 90, 01, 03, 04)

Conf. Titles: 8 (86, 90, 96, 01, 03, 04, 07, 11)

Division Titles: 17 (75, 78, 86, 89, 90, 96, 98, 01, 03, 04, 05, 06, 07, 09, 10, 11, 12)



Bill Belichick is the only head coach in NFL history to win three Super Bowl titles in a four-year span. He has won more regular season games (123) and more games overall (136) during a 10-year stretch (2002-2011) than any other coach in NFL History. In the 2007 season, Belichick led the Patriots to the fourth undefeated and untied regular season and the first since the NFL established a 16-game schedule in 1978.

BELICHICK LEADS TEAM TO 12TH STRAIGHT WINNING RECORD IN 2012

Bill Belichick has led the Patriots to a winning record for 12 consecutive seasons (2001-2012). The only other NFL coach to have at least 10 consecutive winning seasons with one team since the 1970 merger was Tom Landry, who led the Dallas Cowboys to 16 consecutive winning seasons (1970-1985).

BELICHICK ADDS TO HIS RECORD WITH 10 STRAIGHT SEASONS OF 10 WINS

Bill Belichick has coached the Patriots to 10 straight seasons with 10 or more wins, adding to his NFL record streak. Last season, Belichick became the first coach in NFL history with nine straight seasons with at least 10 victories.

BELICHICK FIRST IN NFL HISTORY WITH 13-PLUS WINS IN FIVE DIFFERENT SEASONS

Bill Belichick is the first head coach in NFL history with 13 or more wins in five different seasons.

| | |
|------|------|
| 2003 | 14-2 |
| 2004 | 14-2 |
| 2007 | 16-0 |
| 2010 | 14-2 |
| 2011 | 13-3 |

BELICHICK REACHES 200 WINS

Bill Belichick reached his 200th career win in the Patriots' 49-19 win at the Jets (11/22/12) to become the eighth NFL coach with 200 career victories and the fourth fastest to do so.

MOST WINS NFL COACHES

| Head Coach | Team(s) | Games to Reach 200 | Record |
|--------------------------|-------------------|--------------------|------------------|
| 1. Don Shula | BAL, MIA | 286 | 347-173-6 |
| 2. George Halas | Chicago | 287 | 324-151-31 |
| 3. Tom Landry | Dallas | 325 | 270-178-6 |
| 4. Curly Lambeau | GB/Cards, WAS | 300 | 229-134-22 |
| 5. Chuck Noll | Pittsburgh | 347 | 209-156-1 |
| 6. M. Schottenheimer | CLE, KC, WAS, SD | 339 | 205-139-1 |
| 7. Bill Belichick | CLE, NE | 307 | 203-108-0 |
| 8. Dan Reeves | DEN, NYG, ATL | 373 | 201-174-2 |
| 9. Chuck Knox | LAR, BUF, SEA | | 193-158-1 |
| 10. Bill Parcells | NYG, NE, NYJ, DAL | | 183-138-1 |
| 11. Mike Holmgren | GB, SEA | | 174-122-0 |
| 12. Joe Gibbs | Washington | | 171-101-0 |
| 13. Paul Brown | CLE, CIN | | 170-108-6 |

ELITE COMPANY

Bill Belichick is one of nine NFL head coaches to win three or more championships since the league began postseason play in 1933, but the only one to win three in four years. Belichick joined an exclusive club in which each of the eight other members has been enshrined in the Pro Football Hall of Fame.

HEAD COACHES WITH THREE OR MORE NFL TITLES (Listed alphabetically)

| Head Coach | Championship Team(s) |
|-----------------------|---|
| Bill Belichick | Patriots (SB XXXVI, XXXVIII, XXXIX) |
| Paul Brown | Cleveland Browns (1950, 54, 55) |
| Weeb Ewbank | Baltimore Colts, New York Jets (1958, 59 SB III) |
| Joe Gibbs | Washington Redskins (SB XVII, XXII, XXVI) |
| George Halas | Chicago Bears (1921, 33, 40, 41, 46, 63) |
| Curly Lambeau | Green Bay Packers (1929, 30, 31, 36, 39, 44) |
| Vince Lombardi | Green Bay Packers (1961, 62, 65, SB I, II) |
| Chuck Noll | Pittsburgh Steelers (Super Bowl IX, X, XIII, XIV) |
| Bill Walsh | San Francisco 49ers (Super Bowl XVI, XIX, XXIII) |

BELICHICK'S PATRIOTS RENAISSANCE

Once Head Coach Bill Belichick implemented his coaching design on the Patriots, his approach has given him the best record of any NFL head coach who has coached over 40 games since 2001 (including the postseason).

NFL COACHES' RECORDS SINCE 2001

| Coach | Team | W | L | T | Pct. |
|-----------------------|-----------|------------|-----------|----------|-------------|
| Bill Belichick | NE | 161 | 52 | 0 | .756 |
| Tony Dungy | TB/IND | 101 | 41 | 0 | .711 |
| Mike Smith | ATL | 56 | 26 | 0 | .683 |
| John Harbaugh | BAL | 59 | 29 | 0 | .670 |
| Mike Tomlin | PIT | 67 | 36 | 0 | .650 |

AMONG THE GREATS

Bill Belichick has recorded 203 career wins, which ranks 7th all-time in NFL history. Belichick owns a career winning percentage of .653, which is third all-time, behind George Halas (.682) and Don Shula (.667).

TOP WINNING PERCENTAGE AMONG HEAD COACHES WITH AT LEAST 160 WINS (INCL. POSTSEASON)

| Head Coach | Team(s) | Years | W | L | T | Pct. |
|-----------------------|---------------|------------------------------|------------|------------|----------|-------------|
| George Halas | CHI | 1920-29, 33-41, 46-55, 58-67 | 324 | 151 | 31 | .682 |
| Don Shula | BAL/MIA | 1963-95 | 347 | 173 | 6 | .667 |
| Bill Belichick | CLE/NE | 1991-95, 00-12 | 203 | 108 | 0 | .653 |
| Curly Lambeau | GB/CHI/WAS | 1921-53 | 229 | 134 | 22 | .630 |

NOTE: Winning percentage calculated using current NFL rules, counting a tie as a half-win, half-loss.

SUPER SUCCESS

Bill Belichick is one of just four head coaches to win three Super Bowl championships. Belichick is the only coach to win three Super Bowls in the post-1993 salary cap era.

MOST SUPER BOWL VICTORIES

| Head Coach | Team | Titles | Seasons |
|-----------------------|-----------|----------|-------------------------|
| Chuck Noll | PIT | 4 | 1974, 1975, 1978, 1979 |
| Bill Belichick | NE | 3 | 2001, 2003, 2004 |
| Joe Gibbs | WAS | 3 | 1982, 1987, 1991 |
| Bill Walsh | SF | 3 | 1981, 1984, 1988 |

NOTE: Sorted by most recent championship. Super Bowls have determined NFL champion since 1966.

PLAYOFF SUCCESS

MOST PLAYOFF WINS BY AN NFL HEAD COACH

| Coach | Team(s) | Wins |
|-----------------------|--|-----------|
| Tom Landry |Dallas Cowboys | 20 |
| Don Shula |Baltimore Colts, Miami Dolphins | 19 |
| Bill Belichick |Cleveland Browns, New England Patriots | 17 |
| Joe Gibbs |Washington Redskins | 17 |
| Chuck Noll |Pittsburgh Steelers | 16 |

POSTSEASON PROWESS

BEST POSTSEASON RECORDS IN NFL HISTORY (minimum of 10 games)

| Head Coach | Team(s) | W | L | Pct. |
|-----------------------|---------------|-----------|----------|-------------|
| Vince Lombardi | GB/WAS | 9 | 1 | .900 |
| Tom Flores | Oakland | 8 | 3 | .727 |
| Bill Walsh | San Francisco | 10 | 4 | .714 |
| Bill Belichick | CLE/NE | 17 | 7 | .708 |
| Joe Gibbs | Washington | 17 | 7 | .708 |

BELICHICK IS GOOD IN DECEMBER

Bill Belichick is 46-8 (.852) in December with New England, the best record in December among head coaches with one team in NFL history (min. 25 games). George Seifert is second (27-6, .818).

BELICHICK NAMED COACH OF THE YEAR 3 TIMES

The Associated Press named Bill Belichick the NFL's Coach of the Year for 2010. It was the third time that Belichick earned the honor. He was also named Coach of the Year following the 2003 and 2007 seasons. Belichick joins Don Shula (4-time winner) and Chuck Knox as the only three-time winners.

BELICHICK FIRST WITH 14 WINS IN FOUR SEASONS

Bill Belichick guided the Patriots to an NFL-best 14-2 record in 2010. Belichick is the first head coach ever to win at least 14 regular-season games in four separate seasons. Only four other coaches — San Francisco's George Seifert (3), Washington's Joe Gibbs (2), Chicago's Mike Ditka (2) and Miami's Don Shula (2) — have more than one 14-win season.



TOM BRADY NEWS & NOTES

RECORDING SUCCESS

Tom Brady has quarterbacked the Patriots to victories in 135 of his 174 career regular-season starts, compiling a .776 winning percentage and giving him the best record of any quarterback in the Super Bowl era (since 1966). Brady reached 125 career wins in the fewest starts among quarterbacks in NFL history.



TOP WINNING PERCENTAGES IN SUPER BOWL ERA (Since 1966, Minimum 50 Starts, Regular Season Only)

| Player | Team(s) | Years | W | L | T | Pct. |
|------------------|-----------|----------------|------------|-----------|----------|-------------|
| Tom Brady | NE | 2000-12 | 135 | 39 | 0 | .776 |
| Roger Staubach | DAL | 1969-79 | 85 | 29 | 0 | .746 |
| Joe Montana | SF/KC | 1979-94 | 117 | 47 | 0 | .713 |

ACTIVE QUARTERBACKS WINNING PERCENTAGE

Minimum 32 Starts (two full seasons), Regular Season Only

| Quarterback | Team(s) | W | L | T | Pct. |
|--------------------|-----------|------------|-----------|----------|-------------|
| Tom Brady | NE | 135 | 39 | 0 | .776 |
| Matt Ryan | ATL | 56 | 21 | 0 | .727 |
| Ben Roethlisberger | PIT | 86 | 39 | 0 | .688 |
| Peyton Manning | IND/DEN | 153 | 70 | 0 | .686 |
| Joe Flacco | BAL | 54 | 25 | 0 | .684 |
| Aaron Rodgers | GB | 52 | 25 | 0 | .675 |
| Philip Rivers | SD | 69 | 42 | 0 | .622 |

MOST CAREER WINS AS A STARTER

(Regular season only) Bold Indicates active players

| Rk | Name | W | L | T | Pct. |
|-----------|-----------------------|------------|-----------|----------|-------------|
| 1. | Brett Favre | 186 | 112 | 0 | .624 |
| 2. | Peyton Manning | 153 | 70 | 0 | .686 |
| 3. | John Elway | 148 | 82 | 1 | .643 |
| 4. | Dan Marino | 147 | 93 | 0 | .613 |
| 5. | Tom Brady | 135 | 39 | 0 | .776 |
| 6. | Fran Tarkenton | 124 | 109 | 6 | .531 |
| 7. | Johnny Unitas | 119 | 64 | 4 | .647 |
| 8. | Joe Montana | 117 | 47 | 0 | .713 |
| 9. | Terry Bradshaw | 107 | 51 | 0 | .677 |
| 10. | Warren Moon | 102 | 101 | 0 | .510 |

BRADY IS ONE OF FIVE TO AVERAGE AT LEAST 250 YARDS PER GAME

Brady is one of five NFL quarterbacks to average 250 or more yards per game.

NFL RECORD FOR MOST PASSING YARDS PER GAME

| Player | Team | Yards/Game |
|------------------|-----------------|--------------|
| Drew Brees | SD/NO | 269.4 |
| Peyton Manning | IND/DEN | 265.4 |
| Kurt Warner | STL/ARI | 260.8 |
| Dan Marino | Miami | 253.6 |
| Tom Brady | Patriots | 253.0 |

BRADY REACHES 5,000 YARDS IN 2011

Brady set a franchise record with 5,235 passing yards in 2011 and joined Drew Brees (5,476 in 2011 and 5,069 in 2008), Dan Marino (5,084 in 1984) and Matthew Stafford (5,038 in 2011) as the only players in NFL history to reach 5,000 passing yards in a single season. Brady is on pace for 4,846 yards this season after averaging 302.9 yards per game so far in 2012.

Most Passing Yards in a season

| | |
|--------------|------------------------------------|
| 5,476 | Drew Brees, New Orleans in 2011 |
| 5,235 | Tom Brady, Patriots in 2011 |
| 5,084 | Dan Marino, Miami in 1984 |
| 5,069 | Drew Brees, New Orleans in 2008 |
| 5,038 | Matthew Stafford, Detroit in 2011 |

NFL RECORD FOR MOST PASSING YARDS PER GAME/SEASON

| Player | Team | Year | Yards/Game |
|------------------|-----------------|-------------|--------------|
| Drew Brees | New Orleans | 2011 | 342.3 |
| Tom Brady | Patriots | 2011 | 327.2 |

BRADY AVG. 300 YARDS PER GAME IN 2012

Brady is averaging 302.9 yards per game so far in 2012. Brady (300.4 in 2007 and 327.2 in 2011) can become the first NFL player to have three seasons averaging 300 or more yards per game. Drew Brees has averaged 300 yards per game in two seasons as well and is averaging 318.7 yards per game in 2012.

BRADY TIED WITH BREES AND FOUTS WITH TWO SEASONS AVERAGING 300 YARDS PER GAME NFL RECORD FOR MOST SEASONS AVERAGING 300 OR MORE YARDS PER GAME

2 Tom Brady (2011, 2007)

| | |
|---|-------------------------|
| 2 | Drew Brees (2011, 2008) |
| 2 | Dan Fouts (1982, 1981) |

BRADY REACHED 4,000 YARDS IN 2012

Brady reached 4,000 yards passing for the fifth time in his career in 2012. Brady had 4,110 yards in 2005, 4,806 in 2007, 4,398 in 2009, 5,235 in 2011 and now has 4,276 yards so far in 2012. He joins Dan Marino (6), Brett Favre (6), Drew Brees (7) and Peyton Manning (12) as the only players to have at least five seasons with 4,000 passing yards.

All-time 4,000-yard passing seasons

| | |
|----------|------------------|
| 12 | Peyton Manning |
| 7 | Drew Brees |
| 6 | Dan Marino |
| 6 | Brett Favre |
| 5 | Tom Brady |
| 4 | Warren Moon |
| 4 | Philip Rivers |
| 4 | Tony Romo |

BRADY REACHES 3,000 PASSING YARDS FOR 10TH TIME

Brady (4,543) went over 3,000 passing yards on the season for the 10th time in his career. Brady entered the Jets game (11/22) needing 24 yards to reach 3,000 yards and reached 3,000 yards on a 28-yard pass to TE Aaron Hernandez in the first quarter. He is one of six NFL players with at least 10 3,000-yard seasons.

NFL RECORD FOR MOST 3,000-YARD SEASONS

| | |
|-----------|------------------|
| 18 | Brett Favre |
| 14 | Peyton Manning |
| 13 | Dan Marino |
| 12 | John Elway |
| 10 | Tom Brady |
| 10 | Drew Brees |

BRADY REACHES 30 TDS FOR FOURTH TIME

Tom Brady reached 30 touchdowns in 2012 for his third straight 30-touchdown season. Brady now has four 30-touchdown seasons overall after throwing for an NFL-leading 36 in 2010, 39 in 2011 and an NFL-record 50 in 2007. The only other Patriots quarterback to have a 30-touchdown season was Vito "Babe" Parilli in 1964 when he led the AFL with 31. He is the fourth quarterback in NFL history to have 30 or more touchdown passes in at least four seasons and the third quarterback in NFL history with three or more straight seasons with 30 or more touchdowns.

MOST SEASONS WITH 30-PLUS TOUCHDOWN PASSES

| | |
|------------------|----------|
| Brett Favre | 9 |
| Peyton Manning | 7 |
| Drew Brees | 5 |
| Tom Brady | 4 |
| Dan Marino | 4 |
| Aaron Rodgers | 3 |
| Kurt Warner | 3 |

THREE OR MORE STRAIGHT 30 TOUCHDOWN SEASONS

| | |
|------------------|----------------------|
| Brett Favre | 5 (1994-98) |
| Drew Brees | 5 (2008-2012) |
| Tom Brady | 3 (2010-2012) |
| Dan Marino | 3 (1984-86) |

BRADY AT 35 TOUCHDOWNS

Brady is the second NFL player to have at least 35 touchdowns in three different seasons. He has 32 TD passes entering the final week of the season.

QBS WITH THE MOST 35+ PASSING TOUCHDOWNS IN NFL HISTORY

| Player | 35+TD Pass Seasons |
|------------------|--|
| Tom Brady | 3 (50 in 2007, 36 in 2010 and 39 in 2011) |
| Brett Favre | 3 (38 in 1995m 39 in 1996 and 35 in 1997) |



TOM BRADY NEWS & NOTES

BRADY BECOMES SECOND PLAYER WITH TWO OR MORE SEASONS OF 39-PLUS TDS

Brady finished the 2011 season with 39 touchdown passes, marking the second highest total of his career, trailing the NFL-record of 50 he had in 2007. Brady joins Dan Marino as the only players in NFL history with at least two different seasons with 39 or more touchdown passes. He is on pace for 34 touchdowns in 2012.

The Players with the Most Touchdown Passes in a single season in NFL history

| Player | Team | Season | TDs |
|------------------|-----------------|-------------|-----------|
| Tom Brady | Patriots | 2007 | 50 |
| Peyton Manning | Indianapolis | 2004 | 49 |
| Dan Marino | Miami | 1984 | 48 |
| Drew Brees | New Orleans | 2011 | 46 |
| Aaron Rodgers | Green Bay | 2011 | 45 |
| Dan Marino | Miami | 1986 | 44 |
| Matthew Stafford | Detroit | 2011 | 41 |
| Kurt Warner | St. Louis | 1999 | 41 |
| Tom Brady | Patriots | 2011 | 39 |
| Daunte Culpepper | Minnesota | 2004 | 39 |
| Brett Favre | Green Bay | 1996 | 39 |

BRADY TIED NFL MARK WITH 13 STRAIGHT GAMES WITH TWO OR MORE TOUCHDOWNS

Brady threw for one touchdown against the Jets (10/9/11), snapping his streak of 13 straight games with two or more touchdown passes. Brady's streak of 13 straight games with two or more touchdowns is tied with Peyton Manning's 2004 total and Aaron Rodgers' 2011 total for the longest such streak in NFL history.

BRADY HAS 18 CAREER 4-TD GAMES

Brady has thrown four or more touchdowns in a game 18 times with 14 four-touchdown games, two five-touchdown games and two six-touchdown games.

Most Games with 4+ Touchdown Passes

| PLAYER | 4+ TD Games |
|---------------------|-------------|
| 1. Brett Favre | 23 |
| 2. Peyton Manning | 22 |
| 3. Dan Marino | 21 |
| 4. Drew Brees | 19 |
| 5. Tom Brady | 18 |
| 5. Johnny Unitas | 17 |

Most Games with 4 TDs and No Interceptions

| PLAYER | Games |
|---------------------|-----------|
| 1. Tom Brady | 14 |
| 2. Drew Brees | 12 |
| 2. Brett Favre | 12 |
| 4. Peyton Manning | 10 |

BRADY TIED UNITAS FOR SECOND LONGEST TOUCHDOWN STREAK

Brady has now thrown at least one touchdown pass in 47 straight regular season games to extend a team mark. Brady's 47 straight games are tied with Johnny Unitas (47) for the second longest streak, behind Drew Brees (54).

MOST CONSECUTIVE GAMES, TOUCHDOWN PASSES

| Player | Games |
|---------------------------------|-----------|
| Drew Brees (2009-2012) | 54 |
| Tom Brady (2010-current) | 47 |
| Johnny Unitas (1956-60) | 47 |
| Brett Favre (2002-04) | 36 |
| Dan Marino (1985-87) | 30 |

BRADY IS PATRIOTS ALL-TIME LEADING PASSER

PATRIOTS ALL-TIME LEADING PASSERS

| Player | YEARS | ATT | COMP | YARDS |
|------------------|----------------|--------------|--------------|---------------|
| Tom Brady | 2000-12 | 5,922 | 3,776 | 44,522 |
| Drew Bledsoe | 1993-01 | 4,518 | 2,544 | 29,657 |
| Steve Grogan | 1975-90 | 3,593 | 1,879 | 26,886 |

BRADY HAS CAREER HIGH WITH 4 RUSHING TDS

Brady scored his career-high fourth rushing touchdown of the season vs. San Francisco (12/16). His previous best was in 2011 when he had three rushing touchdowns.

MOST CAREER TOUCHDOWN PASSES

MOST TOUCHDOWNS CAREER

(regular season only) Bold Indicates active players

| Rank | Name | Touchdowns |
|-----------|-----------------------|------------|
| 1. | Brett Favre | 508 |
| 2. | Peyton Manning | 433 |
| 3. | Dan Marino | 420 |
| 4. | Fran Tarkenton | 342 |
| 5. | Tom Brady | 332 |
| 6. | Drew Brees | 320 |
| 7. | John Elway | 300 |
| 8. | Warren Moon | 291 |
| 9. | Johnny Unitas | 290 |
| 10. | Vinny Testaverde | 275 |

BRADY GOES OVER 300 YARDS FOR THE 53rd TIME IN HIS CAREER

Brady had his 53rd NFL game with 300 or more yards passing vs. San Francisco (12/16/12), and his 8th of the 2012 season, and ranks third among active NFL quarterbacks, behind NFL-leader Peyton Manning (71) and Drew Brees (66). The Patriots are 43-10 when Brady throws for 300 or more yards.

NFL QUARTERBACK 300-YARD GAMES (*ACTIVE)

| Player | 300-Yard Games |
|------------------------|----------------|
| Peyton Manning* | 71 |
| Drew Brees* | 66 |
| Dan Marino | 63 |
| Brett Favre | 62 |
| Tom Brady* | 53 |
| Kurt Warner | 52 |
| Dan Fouts | 51 |
| Warren Moon | 49 |
| Joe Montana | 39 |

Brady had a career-best 11 300-yard games in the 2011 season, which is the second most 300-yard games in a single season. The NFL record for most 300-yard games in a season was set by Drew Brees in 2011 with 13 300-yard games.

TOM BRADY'S RECORD AS A STARTER

| | Reg. Season | Playoffs | Total |
|-----------------|---------------|-------------|---------------|
| Overall: | 135-39 | 16-6 | 151-45 |
| Home: | 74-13 | 10-2 | 84-15 |
| Road: | 61-26 | 6-4* | 67-30* |

By Yardage Total

| | | | |
|----------------|-------|------|-------|
| Less than 200: | 29-13 | 3-1 | 32-14 |
| 200-299: | 63-16 | 10-4 | 73-20 |
| 300 or more: | 43-10 | 3-1 | 46-11 |

Other Records

| | | | |
|------------------------|--------|------|--------|
| On Artificial Turf: | 72-11 | 6-4 | 78-15 |
| Temp. Below 40: | 28-4 | 10-2 | 38-6 |
| Thanksgiving or later: | 53-10 | 16-6 | 69-16 |
| Leading at Halftime: | 104-11 | 11-3 | 115-14 |
| Leading after 3 Qtrs: | 112-8 | 10-3 | 122-11 |
| Overtime: | 8-1 | 1-0 | 9-1 |
| Passer rating >100.0: | 78-5 | 7-0 | 85-5 |

*-Includes five Super Bowls at neutral sites

BRADY SET NFL RECORD FOR LONGEST HOME WINNING STREAK

Tom Brady set an NFL record for most consecutive home wins as a starting quarterback with his 26th straight win in a regular-season home start following the 45-3 win against the Jets (12/06/10) and extended his streak to 31 before it ended with a 24-20 loss against the New York Giants (11/6/11).

MOST CONSECUTIVE REGULAR-SEASON HOME GAMES WON AS A STARTING QUARTERBACK:

| Player | Team | Years | Streak |
|--------------------|-----------|----------------|-----------|
| Tom Brady | NE | 2006-11 | 31 |
| Brett Favre | GB | 1995-98 | 25 |
| John Elway | DEN | 1996-98 | 22 |
| Bob Griese | MIA | 1971-74 | 20 |
| Randall Cunningham | PHI | 1990-94 | 20 |



TOM BRADY NEWS & NOTES

TOP QB HOME STARTING RECORDS (MIN. 50 STARTS) SINCE 1970 MERGER (includes postseason)

| Player | Team(s) | W | L | T | Pct. |
|------------------|-----------|-----------|-----------|----------|-------------|
| Tom Brady | NE | 84 | 15 | 0 | .848 |
| Terry Bradshaw | PIT | 75 | 14 | 0 | .843 |
| John Elway | DEN | 104 | 25 | 0 | .806 |

BRADY'S COMEBACKS

Brady has engineered 35 career game-winning performances to lead his team to a victory from a fourth-quarter deficit or tie.

| Time Remaining Passing Statistics^ | | | | | | | | | |
|------------------------------------|-------|-------|---------|-----|-----|-----|----|-----|------------|
| Date | Opp. | Score | in Reg. | Att | Cmp | Yds | TD | Int | Final |
| 10/21/12 | NYJ | 23-26 | 1:37 | 9 | 13 | 95 | 0 | 0 | (ot) 29-26 |
| 01/22/12 | BAL* | 16-20 | 15:00 | 6 | 3 | 20 | 0 | 1 | 23-20 |
| 12/24/11 | MIA | 17-17 | 15:00 | 11 | 8 | 120 | 0 | 0 | 27-24 |
| 10/16/11 | DAL | 13-16 | 5:13 | 9 | 11 | 87 | 1 | 0 | 20-16 |
| 12/19/10 | GB | 21-27 | 13:49 | 6 | 5 | 82 | 1 | 0 | 31-27 |
| 10/17/10 | BAL | 10-20 | 14:53 | 24 | 16 | 156 | 1 | 1 | (ot) 23-20 |
| 09/14/09 | BUF | 13-24 | 5:32 | 13 | 11 | 112 | 2 | 0 | 25-24 |
| 12/29/07 at | NYG | 23-28 | 15:00 | 12 | 8 | 130 | 1 | 0 | 38-35 |
| 12/03/07 at | BAL | 17-24 | 14:25 | 17 | 7 | 113 | 1 | 0 | 27-24 |
| 11/25/07 | PHI | 24-28 | 15:00 | 16 | 11 | 109 | 0 | 0 | 31-28 |
| 11/04/07 at | IND | 10-20 | 9:42 | 10 | 8 | 144 | 2 | 0 | 24-20 |
| 01/14/07 at | SD* | 13-21 | 8:35 | 14 | 9 | 122 | 1 | 1 | 24-21 |
| 12/03/06 | DET | 13-21 | 13:07 | 15 | 14 | 101 | 0 | 0 | 28-21 |
| 11/26/06 | CHI | 10-10 | 14:46 | 7 | 6 | 98 | 1 | 0 | 17-13 |
| 11/13/05 at | MIA | 15-16 | 2:53 | 2 | 2 | 76 | 1 | 0 | 23-16 |
| 10/30/05 | BUF | 7-16 | 10:07 | 4 | 4 | 69 | 0 | 0 | 21-16 |
| 10/09/05 at | ATL | 28-28 | 3:52 | 2 | 2 | 17 | 0 | 0 | 31-28 |
| 09/25/05 at | PIT | 10-13 | 14:19 | 12 | 12 | 167 | 0 | 0 | 23-20 |
| 02/06/05 | PHI** | 14-14 | 15:00 | 4 | 2 | 33 | 0 | 0 | 24-21 |
| 10/03/04 at | BUF | 17-17 | 15:00 | 4 | 2 | 8 | 1 | 0 | 31-17 |
| 02/01/04 | CAR** | 29-29 | 1:08 | 5 | 4 | 47 | 0 | 0 | 32-29 |
| 01/10/04 | TEN* | 14-14 | 15:00 | 11 | 6 | 27 | 0 | 0 | 17-14 |
| 11/30/03 at | IND | 31-31 | 10:21 | 6 | 3 | 31 | 1 | 0 | 38-34 |
| 11/23/03 at | HST | 13-20 | 3:11 | 14 | 10 | 133 | 1 | 0 | (ot) 23-20 |
| 11/03/03 at | DEN | 23-26 | 2:51 | 4 | 5 | 58 | 1 | 0 | 30-26 |
| 10/19/03 at | MIA | 13-13 | 15:00 | 10 | 7 | 147 | 1 | 0 | (ot) 19-13 |
| 10/05/03 | TEN | 24-27 | 4:40 | 1 | 1 | 15 | 0 | 0 | 38-30 |
| 12/29/02 | MIA | 13-24 | 4:59 | 13 | 8 | 69 | 1 | 0 | (ot) 27-24 |
| 11/10/02 at | CHI | 19-30 | 5:16 | 14 | 9 | 116 | 2 | 0 | 33-30 |
| 09/22/02 | KC | 38-38 | 0:00 | 5 | 4 | 46 | 0 | 0 | (ot) 41-38 |
| 02/03/02 | STL** | 17-17 | 1:21 | 8 | 5 | 53 | 0 | 0 | 20-17 |
| 01/19/02 | OAK* | 3-13 | 15:00 | 27 | 20 | 138 | 0 | 0 | (ot) 16-13 |
| 12/16/01 at | BUF | 6-9 | 5:57 | 13 | 9 | 116 | 0 | 0 | (ot) 12-9 |
| 12/02/01 at | NYJ | 14-16 | 15:00 | 7 | 6 | 56 | 0 | 0 | 17-16 |
| 10/14/01 | SD | 16-26 | 8:48 | 18 | 13 | 130 | 1 | 0 | (ot) 29-26 |

^Statistics are from the time noted until the end of the game * Divisional Playoffs ** Super Bowl

BRADY HAD THREE STRAIGHT GAMES WITH 30 COMPLETIONS IN 2011

Brady tied an NFL record with three straight games with 30 completions after completing 32 at Miami (9/12), 31 vs. San Diego (9/18) and 30 at Buffalo (9/25). He shares the record with Drew Brees (2011), Steve Young (1995), Rich Gannon (2002), Kurt Warner (2008) and Peyton Manning (2010). The most 30 completion games Brady has had in a season is five in 2007.

BRADY IN THE POSTSEASON

NFL ALL-TIME LEADERS / PLAYOFF VICTORIES AS STARTING QUARTERBACK

| Player | Team(s) | Playoff Wins |
|------------------|---------------------|--------------|
| Tom Brady | New England | 16 |
| Joe Montana | S.F./K.C. | 16 |
| Terry Bradshaw | Pittsburgh | 14 |
| John Elway | Denver | 14 |
| Brett Favre | Green Bay/Minnesota | 12 |
| Troy Aikman | Dallas | 11 |
| Roger Staubach | Dallas | 11 |

QB's WITH 3 OR MORE SUPER BOWL VICTORIES

| Quarterback | Team | Wins |
|------------------|-----------|----------|
| Terry Bradshaw | PIT | 4 |
| Joe Montana | SF | 4 |
| Troy Aikman | DAL | 3 |
| Tom Brady | NE | 3 |

PLAYERS WITH MULTIPLE SUPER BOWL MVP AWARDS

| Player | Team | MVPs |
|------------------|-----------|----------|
| Joe Montana | SF | 3 |
| Terry Bradshaw | PIT | 2 |
| Tom Brady | NE | 2 |
| Bart Starr | GB | 2 |
| Eli Manning | NYG | 2 |

BRADY SETS FRANCHISE RECORD WITH 517 PASSING YARDS

Brady set a franchise record with 517 passing yards in the 2011 season-opener at Miami (9/12). The previous high was 426 yards by Drew Bledsoe vs. Minnesota on Nov. 13, 1994. Brady's previous best was 410 passing yards vs. Kansas City on Sept. 22, 2002. Brady is one of 14 NFL quarterbacks to throw for 500 yards or more. His 517 yards are the seventh highest in NFL history.

| PLAYER | TEAM | 500 YARD GAME |
|-------------------|----------------|-------------------|
| Norm Van Brocklin | LA Rams | 554 yards in 1951 |
| Matt Schaub | Houston | 527 yards in 2012 |
| Warren Moon | Houston Oilers | 527 yards in 1990 |
| Boomer Esiason | Arizona | 522 yards in 1996 |
| Dan Marino | Miami | 521 yards in 1988 |
| Matthew Stafford | Detroit | 520 yards in 2011 |

Tom Brady Patriots 517 yards in 2011

BRADY HAD 423 YARDS AS A FOLLOW-UP TO HIS 517 YARD PERFORMANCE IN MIAMI IN 2011

In the 2011 season opener in Miami (9/12), Brady threw for 517 yards. In Week 2 against San Diego (9/18), Brady became the first 500-yard passer to follow up his 500-yard performance by throwing for 400 or more yards. Before Brady's performance against the Chargers, only Drew Brees (2006) had followed-up a 500-yard game with 300 or more passing yards.

BRADY'S 443 YARDS AGAINST SF IN 2012 ARE SECOND HIGHEST OF HIS CAREER

Tom Brady threw for 443 yards vs. San Francisco (12/16), marking the second highest single-game yardage total of his career. The only game in which Brady threw for more yards was on Sept. 12, 2011, when he had 517 yards in a win at Miami. The game marked the fourth time in Brady's career that he has eclipsed the 400-yard mark.

MOST PASSING YARDS IN A GAME IN PATRIOTS HISTORY

| Player | Date | Opp | Att | Cmp | Yds | TD | Int |
|------------------|-----------------|-----------|-----------|-----------|------------|----------|----------|
| Tom Brady | 9/12/11 | Mia | 48 | 32 | 517 | 4 | 1 |
| Tom Brady | 12/16/12 | SF | 65 | 36 | 443 | 1 | 2 |
| Drew Bledsoe | 11/13/94 | Min | 70 | 45 | 426 | 3 | 0 |
| Drew Bledsoe | 11/23/98 | Mia | 54 | 28 | 423 | 2 | 2 |
| Tom Brady | 9/18/11 | SD | 40 | 31 | 423 | 3 | 0 |

BRADY'S 65 PASS ATTEMPTS AGAINST SF ARE A CAREER-HIGH

Tom Brady's 65 passing attempts vs. San Francisco (12/16) are a career high, topping his 58 pass attempts at Seattle on Oct. 14, 2012. Brady's 65 attempts are the most in franchise history in a non-overtime game and are the second most in team history in any game, trailing only Drew Bledsoe's 70 attempts in an overtime win vs. Minnesota on Nov. 13, 1994. Brady's 65 pass attempts are the seventh most in NFL history and the most since Brian Griese had 67 for Tampa Bay at Chicago on Sept. 21, 2008 in overtime. It is the most in a non-overtime NFL game since Dec. 24, 2000 when the Jets Vinny Testaverde attempted 69 passes at Baltimore.

MOST PASSING ATTEMPTS IN A GAME IN PATRIOTS HISTORY

| Player | Date | Opp | Att | Cmp | Yds | TD | Int |
|------------------|-----------------|-----------|-----------|-----------|------------|----------|----------|
| Drew Bledsoe | 11/13/94 | Min | 70 | 45 | 426 | 3 | 0* |
| Tom Brady | 12/16/12 | SF | 65 | 36 | 443 | 1 | 2 |
| Drew Bledsoe | 12/16/95 | Pit | 60 | 39 | 336 | 3 | 1 |
| Steve Grogan | 11/12/89 | NO | 59 | 27 | 283 | 1 | 1 |
| Tom Brady | 10/14/12 | Sea | 58 | 36 | 395 | 2 | 2 |

*Overtime

BRADY BECOMES THE 14TH PLAYER IN NFL HISTORY WITH 40,000 CAREER YARDS

Tom Brady (44,522 passing yards) entered the game at Tennessee (9/9/12) needing 21 yards to become the 14th player in NFL history with 40,000 career passing yards and reached the feat on a 28-yard pass to TE Rob Gronkowski in the first quarter.

BRADY HAS THIRD BEST QB RATING

| Quarterback | Years | Team(s) | Rating |
|------------------|------------------|-----------------|-------------|
| Aaron Rodgers | 2005-2012 | Green Bay | 104.5 |
| Steve Young | 1985-99 | TB/SF | 96.8 |
| Tom Brady | 1998-2012 | Patriots | 96.6 |



TOM BRADY NEWS & NOTES

WINNINGEST COACH/QB TANDEM

Bill Belichick and Tom Brady have the best winning percentage among a head coach/starting quarterback tandem since the 1970 merger. The tandem's 135 wins are the most wins by any coach-QB tandem since the 1970 AFL-NFL merger.

WINNINGEST COACH/QB TANDEM SINCE 1970

(Regular Season Only – by winning percentage)

| Quarterback/Head Coach | Team | W | L | T | Pct. |
|---------------------------------|-----------|------------|-----------|----------|-------------|
| Tom Brady/Bill Belichick | NE | 135 | 39 | 0 | .776 |
| Ken Stabler/John Madden | OAK | 60 | 19 | 1 | .756 |
| Jim McMahon/Mike Ditka | CHI | 46 | 15 | 0 | .754 |
| Peyton Manning/Tony Dungy | IND | 73 | 24 | 0 | .753 |

WINNINGEST COACH/QB TANDEM SINCE 1970

(Regular Season Only – by victories)

| Quarterback/Head Coach | Team | W | L | T | Pct. |
|---------------------------------|-----------|------------|-----------|----------|-------------|
| Tom Brady/Bill Belichick | NE | 135 | 39 | 0 | .776 |
| Dan Marino/Don Shula | MIA | 116 | 68 | 0 | .630 |
| Terry Bradshaw/Chuck Noll | PIT | 107 | 51 | 0 | .601 |

TOM BRADY EARNS 23rd AFC PLAYER OF THE WEEK HONOR; MOST IN NFL HISTORY

Tom Brady was named AFC Offensive Player of the Week by the National Football League for his performance in the Patriots' 42-14 victory over Houston (12/10/12). It is the 23rd time in his career, and third of the 2012 season, that Brady has received the AFC Offensive Player of the Week honor. He also earned the award following the Patriots' 52-28 win at Buffalo (9/30/12) and the 45-7 win at St. Louis (10/28/12). Brady has the most Player of the Week awards earned by a player since the accolade was instituted in 1984.

THE PLAYERS WITH THE MOST CAREER PLAYER OF THE WEEK AWARDS

| Player | Career | Team | POW Awards |
|------------------|---------------------|------------------------|------------|
| Tom Brady | 2000-present | Patriots | 23 |
| Peyton Manning | 1998-present | Colts/Broncos | 22 |
| Dan Marino | 1983-1999 | Dolphins | 18 |
| Brett Favre | 1991-2010 | Packers, Jets, Vikings | 16 |
| John Elway | 1983-1998 | Broncos | 15 |

BRADY SETS NFL RECORD FOR MOST PASS ATTEMPTS WITHOUT AN INTERCEPTION

Tom Brady extended his streak to 358 consecutive regular season pass attempts without an interception before throwing his first interception since Oct. 17, 2010 in the 2011 opener at Miami (9/12). Brady eclipsed Bernie Kosar's record of 308 pass attempts on Dec. 26, 2010 at Buffalo. He ended a streak of 201 pass attempts without an interception last at Miami (12/2/12).

MOST CONSECUTIVE PASS ATTEMPTS WITHOUT AN INTERCEPTION

| | | |
|------------|-----------------------------|----------------|
| 358 | Tom Brady (Patriots) | 2010-11 |
| 308 | Bernie Kosar (Cleveland) | 1990-91 |
| 294 | Bart Starr (Green Bay) | 1964-65 |
| 279 | Jeff George (IND/ATL) | 1993-94 |
| 277 | Rich Gannon (Oakland) | 2001 |
| 271 | Jason Campbell (Washington) | 2007-08 |

BRADY IS TIED FOR SECOND WITH MOST GAMES WITH 3 TDS AND NO INTERCEPTIONS

| Player | Most Games with 3+ TD Passes and 0 Int. |
|------------------|---|
| Peyton Manning | 37 |
| Tom Brady | 36 |
| Brett Favre | 36 |
| Drew Brees | 27 |
| Dan Marino | 18 |
| Fran Tarkenton | 18 |

BRADY SETS NFL RECORD WITH AT LEAST TWO TOUCHDOWNS AND NO INTERCEPTIONS

Tom Brady set an NFL record by throwing at least two touchdowns without an interception in each of the final nine games of the 2010 season. Brady passed Don Meredith's previous record of six straight games with two or more touchdowns and no interceptions (1965-66).

BRADY REACHED 3,000 YARDS IN 2011 IN JUST NINE GAMES

Brady entered the Jets game on Nov. 13, 2011 with 2,703 yards and added 329 to set the NFL record for most yards through a team's first nine games with 3,032 yards. Brady joins Drew Brees (2011) as the only players to reach 3,000 yards passing in the first nine games of a season.

Most passing yards through a team's first nine games of a season

| Player | Team | Year | Passing Yards |
|------------------|-----------------|-------------|---------------|
| Tom Brady | Patriots | 2011 | 3,032 |
| Drew Brees | Saints | 2011 | 3,004 |
| Phillip Rivers | Chargers | 2010 | 2,944 |
| Rich Gannon | Raiders | 2002 | 2,898 |
| Dan Fouts | Chargers | 1982 | 2,883 |
| Peyton Manning | Colts | 2009 | 2,872 |

BRADY THREW AT LEAST ONE TOUCHDOWN PASS IN ALL 16 GAMES IN 2011 FOR THE SECOND STRAIGHT SEASON

Since the NFL went to a 16-game season in 1978, only seven quarterbacks have thrown for at least one touchdown in each game. Tom Brady and Drew Brees are the first to do so in two straight seasons (2010, 2011). Brady and Peyton Manning are the only quarterbacks in 2012 that have thrown at least one touchdown pass in all 15 games. If Brady has one touchdown in the season-finale against Miami he will be the first to have thrown at least one touchdown pass in all 16 games for three straight seasons.

QBS WITH A LEAST ONE TD PASS IN ALL 16 GAMES IN A SEASON

| | |
|--------------------------------|-------------------|
| Tom Brady (New England) | 2010, 2011 |
| Drew Brees (New Orleans) | 2010, 2011 |
| Daunte Culpepper (Minnesota) | 2004 |
| Brett Favre (Green Bay) | 2003 |
| Kurt Warner (St. Louis) | 1999 |
| Dan Marino (Miami) | 1984, 1986 |
| Dave Krieg (Seattle) | 1984 |

*16-game schedule was instituted in 1978

CLASS OF 2000

Tom Brady was the seventh quarterback selected in the 2000 NFL Draft. The Patriots selected him in the sixth round with the 199th overall pick.

Quarterbacks taken in the 2000 NFL Draft

| Rd | Pick | Player | Taken By |
|----------|------------|-------------------|--------------------|
| 1 | 18 | Chad Pennington | NY Jets |
| 3 | 65 | Giovanni Carmazzi | San Francisco |
| 3 | 75 | Chris Redman | Baltimore |
| 5 | 163 | Tee Martin | Pittsburgh |
| 6 | 168 | Marc Bulger | New Orleans |
| 6 | 183 | Spergon Wynn | Cleveland |
| 6 | 199 | Tom Brady | New England |

BRADY ONE BEHIND NFL RECORD FOR MOST GAMES WITH 300 YARDS, 4 TDS AND 0 INTERCEPTIONS

Tom Brady had his ninth NFL game with 300 yards, four touchdowns and no interceptions against St. Louis (10/28/12) to tie the NFL record with Drew Brees. Brees jumped ahead last week with his 10th such game.

BRADY HAD 14 GAMES IN 2011 WITH 2 OR MORE TOUCHDOWNS

Brady had 14 games in 2011 with two or more touchdowns, tying his franchise record for most games with two or more touchdowns in a season. Brady had 14 such games in 2007. The NFL record for most games with two or more touchdown passes in a season is 15 by Dan Marino in 1984. Brady has nine games in 2012 with two or more touchdowns.



PATRIOTS OFFENSIVE NOTES

BRADY MOVES PAST DAN FOUTS INTO 10TH PLACE ON THE PASSING YARDS LIST

Brady (44,522) moved past Dan Fouts (43,040) into 10th place on the NFL's all-time passing list. He entered the Jets game (11/22/12) needing 86 yards to pass Fouts and did so on an 83-yard touchdown pass to RB Shane Vereen. Drew Bledsoe is in ninth place with 44,611 passing yards, 89 yards ahead of Brady.

BRADY MOVES INTO 9TH FOR MOST PASS COMPLETIONS

Tom Brady (3,776) moved past Fran Tarkenton (3,686) into 9th place on the NFL's all-time completion list at Miami (12/2/12). Brady entered the Miami game needing 16 completions to pass Tarkenton and passed him on a 2-yard completion to TE Aaron Hernandez in the third quarter. Vinny Testaverde is in 8th place with 3,787 completions, 11 completions ahead of Brady.

BRADY IS ONE OF SEVEN TO THROW FOR CONSECUTIVE 400 YARD GAMES

Brady is one of just seven NFL quarterbacks to have back-to-back games with 400 or more passing yards.

NFL RECORD FOR MOST CONSECUTIVE GAMES WITH 400 OR MORE YARDS PASSING

| | |
|--------------------------------|-------------------------------|
| 2 Tom Brady, 2011 | 2 Phil Simms, NY Giants, 1985 |
| 2 Cam Newton, Carolina, 2011 | 2 Dan Marino, Miami, 1984 |
| 2 Matt Cassel, Patriots, 2008 | 2 Dan Fouts, San Diego, 1982 |
| 2 Billy Volek, Tennessee, 2004 | |

BRADY HAS LED THE PATRIOTS TO FIVE 50-POINT GAMES AND TWO IN 2012

Brady and the Patriots knocked off Indianapolis 59-24 on Nov. 18. The game marked the fifth time that New England scored at least 50 points in a game started by Brady, the second-most 50-point games by a starting QB in NFL history (Pro Football Hall of Famer Len Dawson, six.)

| Date | Opponent | Score |
|----------|------------------|-------|
| 10/28/07 | vs. Washington | 52-7 |
| 11/18/07 | at Buffalo | 56-10 |
| 10/18/09 | vs. Tennessee | 59-0 |
| 9/30/12 | at Buffalo | 52-28 |
| 11/18/12 | vs. Indianapolis | 59-24 |

BRADY HAS THROWN TWO 50-YARD PASSES IN THE SAME GAME SEVEN TIMES

Brady has thrown at least two 50-yard passes in the same game seven times in his career after completing an 83-yard touchdown pass to Shane Vereen and a 56-yard touchdown pass to Julian Edelman at the Jets on Nov. 22, 2012. His career best was when he had a 58-yard touchdown, a 58-yard pass and an 81-yard touchdown at Miami on Dec. 6, 2009.

BRADY'S GAMES WITH AT LEAST TWO 50-YARD PASSES

| | | |
|--|---------------------------|--|
| 10/9/05 @ Atlanta | - 55t (3Q) Bethel Johnson | - 51 (1Q) Deion Branch |
| 1/14/06 @ Denver *AFC Divisional Playoff Round | - 73 (4Q) Deion Branch | - 51 (2Q) Andre' Davis |
| 12/31/06 @ Tennessee | - 62t (3Q) Reche Caldwell | - 52 (1Q) Corey Dillon |
| 12/9/07 vs. Pittsburgh | - 63t (2Q) Randy Moss | - 56t (3Q) Jabar Gaffney >Flea-flicker w/R. Moss |
| 11/15/09 @ Indianapolis | - 63t (2Q) Randy Moss | - 55 (1Q) Randy Moss |
| 12/06/09 @Miami | - 58t (1Q) Randy Moss | - 58 (2Q) Wes Welker |
| | - 81t (3Q) Sam Aiken | |
| 11/22/12 @NY Jets | - 83t (2Q) Shane Vereen | - 56t(2Q) Julian Edelman |

ROOKIE BOLDEN HAS FIRST 100-YARD DAY AND FINISHES WITH AN 8.6-YARD AVERAGE

Rookie RB Brandon Bolden finished with 16 carries for 137 yards and an 8.6-yard average at Buffalo (9/30) with runs of 20 and 27 yards. His 8.6-yard average is tied for the third highest ever in a single game for the Patriots among running backs with at least 15 rushing attempts. He earned the FedEx Ground Player of the Week for his performance.

Highest Rushing Average/Single Game (min. 15 rushing attempts)

| Player | Average |
|-----------------------|---|
| Curtis Martin | 9.6 (17-164 vs. Washington, Oct. 13, 1996) |
| Tony Collins | 9.2 (23-212 vs. N.Y. Jets, Sept. 18, 1983) |
| Brandon Bolden | 8.6 (16-137 at Buffalo, Sept. 30, 2012) |
| Sammy Morris | 8.6 (16-138 vs. Denver, Oct. 20, 2008) |
| Jim Nance | 8.6 (17-146 at Houston, Dec. 11, 1966) |
| Stevan Ridley | 8.5 (15-127 at St. Louis, Oct. 28, 2012) |

FOOTBALL RUNS IN BOLDEN'S FAMILY

Bolden's grandfather, Frank Pitts, played 10 years in the NFL (1965-74), as a receiver for Kansas City, Cleveland and Oakland. He was with Kansas City for two Super Bowls, losing Super Bowl I and winning Super Bowl IV. Said Bolden about his grandfather, "I remember being 6 years old, him popping in a highlight film of Super Bowl I and IV. I've seen that tape at least 500 times."

DAN CONNOLLY HAS THE LONGEST KICKOFF RETURN EVER BY AN OFFENSIVE LINEMAN

Dan Connolly was named AFC Special Teams Player of the Week after he returned a kickoff 71 yards to the 4-yard line in the second quarter of the Patriots win vs. Green Bay on Dec. 19, 2010. According to the Elias Sports Bureau, it is the longest kickoff return by an offensive lineman in NFL history. The run by Connolly topped the 48-yard touchdown return by Atlanta's Mal Snider in 1969. Previously, the longest kickoff return for a Patriots offensive lineman was a 27-yard return by G Stephen Neal on Nov. 30, 2008 vs. Pittsburgh. Connolly's previous best was a 16-yard return vs. Miami on Nov. 8, 2009.

JULIAN EDELMAN SETS FRANCHISE RECORD WITH A 94-YARD PUNT RETURN FOR A TOUCHDOWN

WR Julian Edelman set a franchise record with a 94-yard punt return for a touchdown in the second quarter vs. Miami (01/02/11). The Patriots' previous longest punt return was an 89-yard touchdown return by Mike Haynes vs. Buffalo on Nov. 7, 1976. Edelman returned his second career punt for a touchdown vs. Kansas City on Nov. 21, 2011 with a 72-yard return. He was named AFC Special Teams Player of the Week for his performance against Kansas City. He scored his third punt return for a touchdown with a 68-yarder vs. Indianapolis (11/18/12) to tie a franchise record.

Most Punt Return Touchdowns/Patriots Career

| |
|-------------------------|
| 3 Julian Edelman |
| 3 Troy Brown |
| 3 Irving Fryar |
| 2 Mike Haynes |

EDELMAN SETS PATRIOTS RECORD FOR BEST PUNT RETURN AVERAGE IN A SEASON

Edelman set a franchise record for the best punt return average in a single season with a 15.3-yard punt return average in 2010. The previous best was a 14.8 punt return average by Mack Herron in 1974. Edelman led the AFC and finished second in the NFL with a 15.3 punt return average. Chicago's Devin Hester led the NFL with a 17.1-yard average. He enters this week second in the NFL with a 15.9-yard average. Buffalo's Leodis McKelvin is in first with a 20.9-yard average.

Patriots Best Punt Return Average/Season

| Player | Punt Rt Avg. | Year |
|-----------------------|--------------|-------------|
| Julian Edelman | 15.3 | 2010 |
| Mack Herron | 14.8 | 1974 |
| Troy Brown | 14.2 | 2001 |



PATRIOTS OFFENSIVE NOTES

EDELMAN HAS HIGHEST PUNT RETURN AVERAGE IN TEAM HISTORY

Edelman has returned 72 punts for 943 yards during his Patriots' career and is first in team history with a 13.1 average. The NFL all-time leader (min. of 75 returns) is 12.8 by George McAfee of Chicago (1940-41, 45-50) with 112 returns for 1,431 yards. Edelman needs three more returns to qualify for the all-time lead in NFL history.

HIGHEST PUNT RETURN AVERAGE, PATRIOTS CAREER (20 Returns)

| Player | Punt Rt Avg. | Year |
|-----------------------|--------------|------------------------|
| Julian Edelman | 13.1 | 2009-12(72-943) |
| Mack Herron | 12.0 | 1973-75 (74-888) |
| Carl Garrett | 11.3 | 1969-72 (43-487) |
| Wes Welker | 10.4 | 2007-12 (107-1,113) |

EDELMAN IS FIRST PATRIOTS PLAYER WITH TWO PUNT RETURNS OF 40 YARDS IN THE SAME GAME

Edelman had a 68-yard punt that he returned for a touchdown and a 49-yard return vs. Indianapolis (11/18/12). He is the first player in team history with two punt returns of 40 or more yards in the same game. Troy Brown came close in 2000 when he had returns of 39 and 66 against Tampa Bay.

EDELMAN BREAKS FOR A 47-YARD RUN IN THE FOURTH QUARTER; LONGEST RUN BY A PATS WIDE RECEIVER

Edelman had a 47-yard run in the fourth quarter vs. Indianapolis (11/18/12). It was the longest run from scrimmage for the Patriots in 2012, topping Steven Ridley's 41-yard run against St. Louis in London on Oct. 28. It is the longest run ever by a Patriots receiver, topping Troy Brown's 35-yard run vs. Tampa Bay on Sept. 3, 2000. It is the longest run by a Patriots player since Sammy Morris had a 55-yard run on Dec. 27, 2009 vs. Jacksonville.

EDELMAN GOES FROM STANDOUT QB TO WR

Edelman began his college football career with a year at the College of San Mateo (Calif.) before transferring to Kent State where as a senior he completed 56% of his passes (153 of 275 passes for 1,820 yards) with 13 touchdowns. He was also the leading rusher, gaining 1,551 yards on 215 attempts (an average of 7.5 yards per carry) and scoring 13 touchdowns. His offensive numbers broke Kent State's single-season record for total offense set by Joshua Cribbs in 2003.

GRONKOWSKI SETS NFL RECORD FOR RECEIVING YARDS BY A TIGHT END

Rob Gronkowski finished the 2011 season with 1,327 receiving yards, surpassing San Diego's Kellen Winslow's 1980 record of 1,290 receiving yards for most receiving yards in a season by a tight end. New Orleans' Jimmy Graham also broke Winslow's old record, but finished with 1,310 receiving yards, 17 shy of Gronkowski's new record.



Most Receiving Yards by Tight End in the NFL

| Player | Yards | Year |
|----------------------------|--------------|-------------|
| Rob Gronkowski | 1,327 | 2011 |
| Jimmy Graham (NO) | 1,310 | 2011 |
| Kellen Winslow (SD) | 1,290 | 1980 |
| Tony Gonzalez (KC) | 1,258 | 2004 |
| Todd Christensen (Raiders) | 1,247 | 1983 |
| Jackie Smith (STL) | 1,205 | 1967 |
| Tony Gonzalez (KC) | 1,203 | 2000 |
| Pete Retzlaff (PHI) | 1,190 | 1965 |
| Ben Coates (NE) | 1,174 | 1994 |

Most Receiving Yards by a Patriots Tight End

| Player | Yards | Year |
|-----------------------|--------------|-------------|
| Rob Gronkowski | 1,327 | 2011 |
| Ben Coates | 1,174 | 1994 |
| Ben Coates | 915 | 1995 |
| Aaron Hernandez | 910 | 2011 |
| Marv Cook | 808 | 1991 |
| Don Hasselbeck | 808 | 1981 |

GRONKOWSKI SETS NFL RECORD FOR RECEIVING YARDS BY A TIGHT END (continued)

Most Receptions by a Patriots Tight End

| Player | Rec. | Year |
|-----------------------|-----------|-------------|
| Ben Coates | 96 | 1994 |
| Rob Gronkowski | 90 | 2011 |
| Ben Coates | 84 | 1995 |
| Marv Cook | 82 | 1991 |
| Aaron Hernandez | 79 | 2011 |

GRONKOWSKI SETS NFL MARK FOR TOUCHDOWNS BY A TIGHT END IN A SEASON

Gronkowski set an NFL record for most touchdowns by a tight end with 18 over all touchdowns (17 receiving and 1 rushing). Gronkowski passed the old mark of 13 receiving touchdowns by Vernon Davis (SF in 2009) and Antonio Gates (SD in 2004). In addition to his 17 touchdown receptions, Gronkowski scored on a lateral in the third quarter vs. Indianapolis (12/4/11) on his first career rushing play.

MOST TOTAL TDs BY A TIGHT END IN A SINGLE NFL SEASON

| 18 | Rob Gronkowski | NE | 2011 | (17 pass, 1 rush) |
|-----------|-----------------------|-----------|-------------|--------------------------|
| 13 | Vernon Davis | SF | 2009 | (13 pass) |
| 13 | Antonio Gates | SD | 2004 | (13 pass) |

MOST TD RECEPTIONS BY A TIGHT END IN A SINGLE NFL SEASON

| 17 | Rob Gronkowski | NE | 2011 | |
|-----------|-----------------------|-----------|-------------|--|
| 13 | Vernon Davis | SF | 2009 | |
| 13 | Antonio Gates | SD | 2004 | |

GRONKOWSKI SECOND PATRIOTS TIGHT END TO REACH 1,000 YARDS

Gronkowski became the second tight end in New England Patriots history to go over 1,000 receiving yards in 2011. He moved past TE Ben Coates (1,174 yards in 1994) to set the franchise record for most receiving yards by a Patriots tight end with 1,327 yards. He is the seventh tight end in NFL history to reach 1,200 yards.

GRONKOWSKI BECOMES FIRST PATRIOTS TIGHT END TO RECORD A RUSHING TOUCHDOWN

Gronkowski scored a 2-yard touchdown on a lateral from Tom Brady in the third quarter vs. Indianapolis (12/4/11), becoming the first tight end in Patriots history to score a rushing touchdown. Gronkowski is the first NFL tight end to score a rushing touchdown since Tennessee's Bo Scaife had a 31-yard scoring run against Baltimore on Nov. 12, 2006. He is the first tight end since the 1970 merger to have two receiving touchdowns and a rushing touchdown in the same game.

LED AFC IN SCORING IN 2011; FIRST TIME THAT A TE HAS LED A CONFERENCE IN SCORING

Gronkowski led the AFC in scoring among non-kickers with 108 points in 2011 and finished second in the NFL to Philadelphia's LeSean McCoy, who had 120 points. It is the first time in NFL history that a tight end has led his conference in scoring and the first time a tight end has led the NFL in touchdown receptions (17).

GRONKOWSKI HAS THREE STRAIGHT 10-TD SEASONS

Gronkowski has three straight 10 touchdown seasons (10 in 2010, 18 in 2011 and 10 in 2012). Gronkowski joins Randy Moss (2007, 2008 and 2009) and Corey Dillon (2004, 2005, 2006) as the only Patriots with three straight 10-plus touchdown seasons and three 10-plus touchdown seasons overall.

CONSECUTIVE 10-PLUS TD SEASONS / PATRIOTS HISTORY

| |
|--|
| 3 Rob Gronkowski - 2010, 2011, 2012 |
| 3 Randy Moss - 2007, 2008, 2009 |
| 3 Corey Dillon - 2004, 2005, 2006 |
| 2 BenJarvus Green-Ellis - 2010, 2011 |
| 2 Curtis Martin - 1995, 1996 |

MOST 10-PLUS TOUCHDOWN SEASONS / PATRIOTS HISTORY

| |
|--|
| 3 Rob Gronkowski - 2001, 2011, 2012 |
| 3 Randy Moss - 2007, 2008, 2009 |
| 3 Corey Dillon - 2004, 2005, 2006 |
| 2 BenJarvus Green-Ellis - 2010, 2011 |
| 2 Curtis Martin - 1995, 1996 |
| 2 Stanley Morgan - 1979, 1986 |



PATRIOTS OFFENSIVE NOTES

GRONKOWSKI IS FIRST TIGHT END WITH THREE STRAIGHT 10-PLUS TOUCHDOWN SEASONS

Gronkowski has 10 touchdowns in 2012 and is the first tight end in NFL history to have three straight 10-plus touchdown seasons. **CONSECUTIVE 10-PLUS TD SEASON BY A TE/NFL HISTORY**

Rob Gronkowski 10 in 2010, 18 in 2011, 10 in 2012

Antonio Gates 13 in 2004 and 10 in 2005

GRONKOWSKI IS SECOND IN NFL HISTORY TO RUSH FOR A TD, CATCH A TD, RECORD A TACKLE AND RETURN A KICKOFF IN THE SAME SEASON

In 2011, Gronkowski became the second tight end in NFL history to rush for a touchdown, catch a touchdown, record a tackle and return a kickoff in the same season. Bo Scaife was the first to accomplish the feat in 2006 with Tennessee.

GRONKOWSKI REACHED 20 TDS IN FEWEST GAMES AMONG TEs IN NFL HISTORY

Gronkowski reached the 20 touchdown mark in just 26 career games, the fewest games among tight ends in NFL history.

THE TIGHT ENDS TO REACH 20 TOUCHDOWN RECEPTIONS IN THE FEWEST GAMES

| Player | Team | Games to 20 TD catches |
|-----------------------|-----------------|------------------------|
| Rob Gronkowski | Patriots | 26 |
| Mike Ditka | Chicago | 31 |
| Kellen Winslow | San Diego | 35 |
| Antonio Gates | San Diego | 37 |

GRONKOWSKI IS SECOND ON PATRIOTS LIST FOR TOUCHDOWNS BY A TIGHT END

Most Receiving Touchdowns by a Patriots Tight End

| Player | TD | Years |
|-----------------------|-----------|---------------------|
| Ben Coates | 50 | 1991-99 |
| Rob Gronkowski | 37 | 2010-Present |
| Russ Francis | 28 | 1975-80, 87-88 |
| Ben Watson | 20 | 2004-09 |

MOST TD CATCHES BY A PATS TIGHT END

MOST TOUCHDOWN CATCHES IN A SEASON BY A PATRIOTS TIGHT END

| Player | Year | Rec | Yds | Avg | Lg | TD |
|-----------------------|-------------|-----------|-------------|-------------|------------|-----------|
| Rob Gronkowski | 2011 | 90 | 1327 | 14.7 | 52t | 17 |
| Rob Gronkowski | 2010 | 42 | 546 | 13 | 28 | 10 |
| Ben Coates | 1996 | 62 | 682 | 11 | 84t | 9 |

Gronkowski finished the 2011 season with 90 receptions, posting the 13th season with 90 or more receptions by a tight end. New Orleans' Jimmy Graham (99) also eclipsed the 90- reception plateau last season.

GRONKOWSKI'S 18 OVERALL TDS ARE SECOND MOST BY A PATRIOT IN A SEASON

Gronkowski finished the 2011 season with 18 overall touchdowns (17 receiving, 1 rushing). His 18 overall touchdowns passed Curtis Martin (17 overall in 1996) for the second highest single season total in Patriots history. Randy Moss had a franchise record 23 total touchdowns in 2007.

PATRIOTS RECORD BOOK / MOST TOUCHDOWNS IN A SEASON

| Player | Season | TDs |
|-----------------------|-------------|-----------|
| Randy Moss | 2007 | 23 |
| Rob Gronkowski | 2011 | 18 |
| Curtis Martin | 1996 | 17 |

GRONKOWSKI'S 37 TDS ARE THIRD MOST IN FIRST THREE NFL SEASONS

Most Touchdown Catches First Three NFL seasons

| No. | Player |
|-----|--|
| 43 | Randy Moss (Minnesota – 17, 11 and 15) |
| 40 | Jerry Rice (SF -3, 15 and 22) |

37 Rob Gronkowski (10, 17 and 10)

Gronkowski has 37 touchdown receptions and 38 touchdowns overall in his first 42 NFL games since entering the NFL in 2010. The NFL record for most overall touchdowns in a player's first three NFL seasons is 47 by Barry Sanders (43 rushing and 4 receiving) and the record for most touchdown receptions in a player's first three NFL seasons is 43 by Randy Moss.

GRONKOWSKI: NFL TIGHT END RECORD OF SEVEN GAMES OF TWO OR MORE TDS IN 2011

Gronkowski's seven games with two or more touchdowns in 2011 are an NFL record for a tight end. Antonio Gates (San Diego in 2004) and Jerry Smith (Washington in 1967) each had four two-touchdown games. The NFL record for most two-plus touchdown reception games in a season is eight by Randy Moss with the Patriots in 2007. Gronkowski's is tied with Cris Carter (1995) and Jerry Rice (1987) for the second most games with two or more touchdowns in a single season. Gronkowski has 12 such games in his NFL career and three in 2012.

MOST GAMES WITH 2+ TD RECEPTIONS/SEASON

| | | |
|----------|----------------------------------|-------------|
| 8 | Randy Moss (Patriots) | 2007 |
| 7 | Rob Gronkowski (Patriots) | 2011 |
| 7 | Cris Carter (Minnesota) | 1995 |
| 7 | Jerry Rice (San Francisco) | 1987 |

GRONKOWSKI LEADS ALL NFL PLAYERS WITH 37 TOUCHDOWN RECEPTIONS SINCE 2010

Gronkowski's 37 touchdown receptions since the start of the 2010 season are the most among all NFL players during that span. Gronkowski's 38 overall touchdowns since 2010 are second, behind Arian Foster's 46 touchdowns.

Most Touchdowns Receptions by a Tight End Since 2010

| Player | Touchdowns |
|------------------------|------------|
| Rob Gronkowski | 37 |
| Jimmy Graham | 24 |
| Antonio Gates | 23 |
| Tony Gonzalez | 21 |
| Vernon Davis | 18 |
| Aaron Hernandez | 18 |

Most Touchdown Receptions Since 2010

| Player | Touchdowns |
|-----------------------|------------|
| Rob Gronkowski | 37 |
| Calvin Johnson | 33 |

GRONKOWSKI SETS TEAM MARK WITH A TD REC. IN SIX STRAIGHT GAMES

Gronkowski set a franchise record with a touchdown reception in six straight games in 2011. The Patriots record for most consecutive games with at least one touchdown overall is seven by Curtis Martin.

GRONKOWSKI HAS 9 CAREER 100-YARD GAMES

Gronkowski registered his ninth career 100-yard game and his third of the 2012 season after finishing with 137 yards on seven receptions vs. Indianapolis (11/18/12). In 2011, Gronkowski tied a team mark for a tight end with five 100-yard games. Ben Coates had five 100-yard games in 1994. Gronkowski needs one more 100-yard game to break tie with Ben Coates (9) for the most in team history for a tight end.

Most 100-yard Games by a Patriots Tight End

| Player | 100-Yard Games |
|-----------------------|----------------|
| Rob Gronkowski | 9 |
| Ben Coates | 9 |

ALL IN THE FAMILY

Rob Gronkowski grew up playing football against his brothers in the backyard. Two of his brothers have NFL playing experience. Dan Gronkowski, finished the 2011 season with Cleveland after spending part of the season with the Patriots. He also spent time with Detroit (2009) and Denver (2010). Chris is currently playing for Denver after spending 2010 with Dallas and 2011 with Indianapolis. The Gronkowskis are among 23 different sets of three brothers to have played in the NFL and join nine other families with at least three brothers in the NFL playing at the same time. (Dan is currently out of the NFL).

| Family | Brothers | Yr. in NFL at Same Time |
|-------------------|----------------------------------|-------------------------|
| Gronkowski | Rob, Dan, Chris | 2010- 2011 |
| Baldinger | Brian, Gary, Rich | 1986-88, 90-92 |
| Browner | Joey, Keith, Ross | 1984-87 |
| Olsen | Merlin, Phil, Orrin | 1976 |
| Saul | Rich, Bill, Ron | 1970 |
| Richardson | Gloster, Tom, Willie | 1969 |
| Rooney | Bill, Cobb, Joe | 1924-27 |
| Kinderdine | Hobby, Shine, Walt | 1924 |
| Nesser | Al, Frank, Fred, John, Phil, Ted | 1921 |



WES WELKER NEWS & NOTES

WELKER LEADS NFL IN RECEPTIONS SINCE 2007

Wes Welker leads the NFL with 664 receptions since the start of 2007. Welker led the NFL in 2011 with 122 receptions and led the AFC and finished second in the NFL with 1,569 receiving yards. He had 22 more receptions than the next wide receiver (Roddy White (ATL) with 100). He enters this week third in the NFL with 110 receptions and 10th in receiving yards with 1,260.



2007-PRESENT NFL REC. LEADERS

| Player | Team | Rec. | Yds | TD |
|-------------------|-------------|------------|--------------|-----------|
| Wes Welker | NE | 664 | 7,365 | 36 |
| Brandon Marshall | DEN/MIA/CHI | 587 | 7,404 | 43 |
| Reggie Wayne | IND | 574 | 7,549 | 41 |
| Roddy White | ATL | 558 | 7,731 | 49 |

WELKER BECOMES FIRST NFL PLAYER WITH FIVE SEASONS WITH 100 RECEPTIONS

Welker had 5 receptions for 56 yards vs. San Francisco (12/16), giving him 100 receptions in 2012 and making him the first player in NFL history to have five 100-catch seasons.

MOST 100-RECEPTIONS SEASON IN NFL HISTORY

| Player | 100-reception seasons |
|-------------------|-----------------------|
| Wes Welker | 5 |
| Marvin Harrison | 4 |
| Jerry Rice | 4 |
| Brandon Marshall | 4 |
| Reggie Wayne | 4 |
| Herman Moore | 3 |
| Andre Johnson | 3 |

WELKER BECOMES PATRIOTS ALL-TIME RECEPTION LEADER

Welker became the Patriots' all-time leader in receptions on a 25-yard pass from Tom Brady vs. Arizona (9/16/12) in the second quarter. The catch was the 558th of Welker's Patriots career, moving him past Troy Brown (557). Welker now has 664 receptions as a member of the Patriots.

WELKER PASSES TROY BROWN TO MOVE INTO SECOND ON THE PATRIOTS RECEIVING LIST

Wes Welker (7,365 receiving yards) moved past Troy Brown (6,366) into second place on the New England all-time receiving yards list on a 9-yard reception from Tom Brady in the second quarter at Buffalo (9/30/12). Stanley Morgan is in first place with 10,352 yards. Welker entered the game needing 11 yards to move past Troy Brown.

WELKER SET NFL RECORD FOR MOST 10-CATCH GAMES IN NFL HISTORY

Wes Welker had 10 catches for 88 yards in the 23-16 win at Jacksonville (12/23) and now has 18 career games with at least 10 catches and passed Pro Football Hall of Famer Jerry Rice and Houston's Andre Johnson (17) for the most such games in NFL history.

Most Games with 10+ receptions/Active Players

| | |
|----------------------|------------------|
| 18 Wes Welker | 15 Reggie Wayne |
| 17 Andre Johnson | 13 Tony Gonzalez |
| 16 Brandon Marshall | 12 Anquan Boldin |

MOST GAMES WITH 10+ RECEPTIONS IN NFL HISTORY

| | |
|----------------------|------------------|
| 18 Wes Welker | 14 Cris Carter |
| 17 Jerry Rice | 13 Tim Brown |
| 17 Andre Johnson | 13 Tony Gonzalez |
| 16 Marvin Harrison | 12 Anquan Boldin |
| 16 Brandon Marshall | |
| 15 Reggie Wayne | |

WELKER SETS NFL RECORD FOR THE MOST 10-CATCH, 100-YARD GAMES IN NFL HISTORY

Welker had 12 receptions for 103 yards at Miami (12/02/12) to set the NFL record with his 16th NFL game with 10 receptions and 100 yards receiving, moving past Jerry Rice (15). Andre Johnson (16) tied Welker two weeks ago.

WELKER IS STREAKING

Welker has a streak of 109 straight regular-season games with at least one reception. He has caught at least one pass in each of his 99 games with the Patriots, including seven postseason games. The last time that Welker did not catch a pass in a game was December 24, 2005 when he was with Miami.

LONGEST CURRENT STREAKS / CONSECUTIVE GAMES WITH A RECEPTION

| No. | Player |
|------------|-------------------|
| 194 | Tony Gonzalez |
| 132 | Larry Fitzgerald |
| 111 | Reggie Wayne |
| 109 | Wes Welker |
| 101 | Andre Johnson |

WELKER EXTENDS PATRIOTS RECORD WITH HIS FIFTH 1,000 YARD SEASON

Welker (1,260) reached 1,000 yards for the fifth time as a member of the Patriots in the win over Miami on Dec. 2, 2012. The five 1,000-yard seasons are the most by a Patriots receiver.

MOST 1,000-YARD RECEIVING SEASONS IN PATRIOTS HISTORY

5 Wes Welker (2007-09, 11-12)

3 Randy Moss (2007-09)

3 Stanley Morgan (1979, 1981, 1986)

WELKER SETS FRANCHISE RECORD IN 2011; ON PACE IN 2012 FOR OVER 1,300 YARDS

Wes Welker had a career-high of 1,569 receiving yards in 2011 for a new franchise record. He surpassed Randy Moss, who had 1,493 yards in 2007. He is 10th in the NFL so far in 2012 with 1,260 receiving yards and needs 40 yards to reach his third 1,300 yard season.

PATRIOTS SINGLE-SEASON RECEIVING YARD LEADERS

| Player | Season | Yds | Rec. | TD |
|-------------------|-------------|-------------|------------|----------|
| Wes Welker | 2011 | 1569 | 122 | 9 |
| Randy Moss | 2007 | 1493 | 98 | 23 |
| Stanley Morgan | 1986 | 1491 | 84 | 10 |
| Wes Welker | 2009 | 1348 | 123 | 4 |
| Rob Gronkowski | 2011 | 1327 | 90 | 17 |

WELKER SETS PERSONAL BEST WITH NINE TOUCHDOWNS IN 2011

Welker caught a 24-yard touchdown in the third quarter at Washington (12/11/11) for his personal-best ninth touchdown of the season. His previous best was eight touchdowns in 2007.

WELKER BECOMES 2ND PLAYER IN NFL HISTORY WITH TWO 120-CATCH SEASONS

Welker led the NFL with 122 receptions in 2011, a total that is tied for the fourth-highest single-season total in NFL history. The 120-plus catch season was the second time in Welker's career he has passed the 120-reception mark (123 in 2009 and 122 in 2011), joining Cris Carter (122 in 1995 and 122 in 1994) as the only players to have 120-plus receptions twice in a career. Welker has 110 receptions so far in 2012.

MOST RECEPTIONS IN A SEASON

| Player | Team | Year | Receptions |
|-------------------|--------------------|-------------|------------|
| Marvin Harrison | Indianapolis | 2002 | 143 |
| Wes Welker | New England | 2009 | 123 |
| Herman Moore | Detroit | 1995 | 123 |
| Wes Welker | New England | 2011 | 122 |
| Cris Carter | Minnesota | 1995 | 122 |
| Cris Carter | Minnesota | 1994 | 122 |
| Jerry Rice | San Francisco | 1995 | 122 |

Most receptions in a season by a Patriots Player

| Player | Year | Receptions |
|-------------------|-------------|------------|
| Wes Welker | 2009 | 123 |
| Wes Welker | 2011 | 122 |
| Wes Welker | 2007 | 112 |
| Wes Welker | 2008 | 111 |
| Troy Brown | 2001 | 101 |



WES WELKER NEWS & NOTES

WELKER LED TEAM IN RECEPTIONS FOR FIFTH STRAIGHT YEAR

Wes Welker became the first Patriots player to lead the team in receiving in four straight years after finishing 2010 with 86 receptions. He led the team for a fifth straight season with 122 receptions in 2011. He is currently leading the Patriots in receiving for the sixth straight season.

WELKER HAD THREE STRAIGHT 100 CATCH AND 1,000 YARD SEASONS

Welker registered his third straight season with at least 100 receptions (123) and 1,000 receiving yards (1,348) in 2009. Only four other NFL players have had three consecutive seasons of at least 100 receptions and 1,000 yards receiving: Marvin Harrison (4, 1999-02), Brandon Marshall (3, 2007-09), Herman Moore (3, 1995-97) and Jerry Rice (3, 1994-96).

WELKER FINISHED WITH JUST UNDER 8 RECEPTIONS PER GAME IN 2011

Welker averaged 7.6 receptions per game in 2011, totaling 122 receptions in 16 games. The NFL record for highest average per game in a season is 8.9 by Marvin Harrison in 2002. Harrison in 2002 and Welker in 2009 with 8.8 are the only NFL players to average 8.0 or more receptions per game. Welker is averaging 7.3 receptions per game so far in 2012.

NFL Highest Average Per Game/Season

| Player | Season | Average |
|--------------------------------|-------------|------------|
| Marvin Harrison (Indianapolis) | 2002 | 8.9 |
| Wes Welker (Patriots) | 2009 | 8.8 |
| Herman Moore (Detroit) | 1995 | 7.7 |
| Lionel Taylor (Denver) | 1960 | 7.7 |
| Wes Welker (Patriots) | 2011 | 7.6 |
| Cris Carter (Minnesota) | 1994 | 7.6 |
| Cris Carter (Minnesota) | 1995 | 7.6 |
| Jerry Rice (San Francisco) | 1995 | 7.6 |

WELKER: 7.2 CATCHES PER GAME SINCE 2007

Wes Welker is averaging 7.2 receptions per game since joining New England in 2007. His 7.2 average is the highest in the NFL during that time.

MOST RECEPTIONS PER GAME SINCE 2007 (Minimum-20 games)

| Player | Team | Average |
|-------------------|-----------------------------|------------|
| Wes Welker | New England Patriots | 7.2 |
| Andre Johnson | Houston Texans | 6.5 |
| Brandon Marshall | Denver/Miami/Chicago | 6.5 |
| Reggie Wayne | Indianapolis | 6.0 |

EIGHTH TIME IN NFL HISTORY A PLAYER REACHES 1,000 YARDS IN THE NINTH GAME

Welker reached 1,000 yards in the ninth game of the 2011 season. It is an accomplishment that has happened just eight times in NFL history since the 1970 merger and for the first time since Torry Holt accomplished the feat with St. Louis in 2003. Isaac Bruce accomplished the feat two times. All eight times the accomplishment was reached in the ninth game of the season.

PLAYERS WHO REACHED 1,000 RECEIVING YARDS BY TEAMS

NINTH GAME OF THE SEASON

| Player | Team | Year |
|-------------------|-----------------|-------------|
| Wes Welker | Patriots | 2011 |
| Torry Holt | St. Louis | 2003 |
| Isaac Bruce | St. Louis | 2000 |
| Marvin Harrison | Indianapolis | 2000 |
| Isaac Bruce | St. Louis | 1995 |
| Michael Irvin | Dallas | 1995 |
| Jerry Rice | San Francisco | 1990 |
| Wes Chandler | San Diego | 1982 |

WELKER IS NFL LEADER IN YARDS AFTER THE CATCH SINCE 2007

2007-PRESENT NFL REC. LEADERS

| Player | Team | Yards After the Catch |
|-------------------|-----------------------|-----------------------|
| Wes Welker | NE | 3,948 |
| Ray Rice | Baltimore | 2,810 |
| Darren Sproles | San Diego/New Orleans | 2,699 |

WELKER BECOMES FASTEST PLAYER IN NFL HISTORY TO REACH 500 RECEPTIONS WITH ONE TEAM

Welker reached 500 receptions as a member of the Patriots in his 70th game with the team and became the fastest player to record 500 receptions with one team, surpassing Anquan Boldin (80 games with Arizona). He is the fourth player in NFL history with at least 500 catches in a five-year span. Only Marvin Harrison (five times), Cris Carter (twice) and Pro Football Hall of Famer Jerry Rice (once) have accomplished the feat.

THE PLAYERS TO REACH 500 RECEPTIONS WITH ONE TEAM IN THE FEWEST GAMES

| Player | Team | Games |
|-------------------|--------------------|-----------|
| Wes Welker | New England | 70 |
| Anquan Boldin | Arizona | 80 |

WELKER HAS 28 100-YARD GAMES

Welker has 28 100-yard games, second in Patriots' history to the 38 100-yard games by Stanley Morgan. Welker has nine games with 100-yards in a half, with six first half 100-yard games and three second half 100-yard games.

WELKER TIES MARK WITH FOUR STRAIGHT 100-YARD GAMES

Welker had a string of four straight 100-yard games in 2012 to tie the team mark. Randy Moss opened his Patriots career with four straight 100-yard games in 2007.

WELKER CAN BECOME THIRD PLAYER TO LEAD NFL IN RECEPTIONS IN FOUR SEASONS

Welker has led the league in receptions three times (2007, 2009 and 2011) and can join Lionel Taylor (5) and Don Hutson (8) as the only players to lead the league in receptions at least four times.

WELKER TIES NFL RECORD FOR 10-PLUS CATCH GAMES IN A SEASON WITH SEVEN IN 2009

Welker had seven 10-plus reception games in 2009 season to tie the NFL record for most 10-plus reception games in a single season. Andre Johnson of Houston had seven 10-plus reception games in 2008.

PATRIOTS MOST GAMES WITH 10-PLUS CATCHES

No. of 10-plus reception games for the Patriots

| | |
|-------------------|-----------|
| Wes Welker | 17 |
| Ben Coates | 5 |
| Troy Brown | 5 |

WELKER TIES NFL RECORD WITH THREE GAMES OF 8 RECEPTIONS, 150 YARDS AND A TD

Welker is tied with six other players as the only players in NFL history to have at least eight receptions, 150 receiving yards and at least one touchdown three times in a single season with three such games in 2011.

PLAYERS TIED FOR NFL RECORD OF THREE GAMES WITH 8+ REC, 150+ YDS, AND 1+ TD IN A SINGLE SEASON

| | |
|-------------------|-------------|
| Wes Welker | 2011 |
| Randy Moss | 2003 |
| Tim Brown | 1995 |
| Isaac Bruce | 1995 |
| Jerry Rice | 1993 |
| Sterling Sharpe | 1989 |
| Roy Green | 1984 |

WELKER SETS FRANCHISE RECORDS

Welker had a career-high 217 receiving yards to set a franchise record at Buffalo (9/25/11). The previous record was set by Terry Glenn when he had 214 at Cleveland on Oct. 3, 1999. It is the second 200-yard performance in franchise history. Welker's previous best was 192 yards vs. the New York Jets (11/22/09). Welker's 16 receptions at Buffalo are also a personal best and are tied with Troy Brown for the franchise mark. Brown had 16 vs. Kansas City on Sept. 22, 2001. Welker's previous best were the 15 he had vs. the New York Jets (11/22/09).



PATRIOTS OFFENSIVE NOTES

GRONKOWSKI IS ONE OF FIVE NFL TIGHT ENDS WITH 90-PLUS RECEPTIONS, 1000-PLUS YARDS AND 10-PLUS TOUCHDOWNS IN A SINGLE SEASON

In 2011, Rob Gronkowski joined Dallas Clark, Jimmy Graham, Tony Gonzalez and Todd Christensen, as the only tight ends in NFL history with 90-plus receptions, 1,000-plus yards and 10-plus touchdown receptions in a single season.

TIGHT ENDS WITH 90-PLUS RECEPTIONS, 1000-PLUS YARDS AND 10-PLUS TOUCHDOWNS IN A SEASON

| Player | Rec. | Yards | TDs | Year |
|----------------------------|-----------|--------------|-----------|-------------|
| Rob Gronkowski (NE) | 90 | 1,327 | 17 | 2011 |
| Jimmy Graham (NO) | 99 | 1,310 | 11 | 2011 |
| Dallas Clark (IND) | 100 | 1,106 | 10 | 2009 |
| Tony Gonzalez (KC) | 96 | 1,058 | 10 | 2008 |
| Todd Christensen (LAR) | 92 | 1,247 | 12 | 1983 |

TIGHT END TANDEM

Ron Gronkowski (90) and Aaron Hernandez (79) combined for 169 receptions in 2011, the most by a pair of tight ends in the same season in NFL history. Jason Witten (94) and Martellus Bennett (33) combined for 127 in 2010 with Dallas for the second most. Gronkowski and Hernandez combined yardage total of 2,237 in 2011 is the most by any tight end pair in NFL history.

Most Receptions by Tight Ends, NFL History

| | | |
|-------------|-----------------|------------|
| 2011 | Patriots | 169 |
| 1984 | San Diego | 163 |
| 2005 | Tennessee | 149 |

Most Receiving Yards by Tight Ends, NFL History

| | | |
|-------------|-----------------|--------------|
| 2011 | Patriots | 2,237 |
| 1984 | San Diego | 1,927 |
| 1983 | San Diego | 1,886 |

TIGHT ENDS EACH HAVE FIVE OR MORE TDS FOR THIRD STRAIGHT SEASON

Gronkowski (17) and Hernandez (7) combined for 24 touchdown receptions in 2011. In 2010, Gronkowski had 10 touchdown catches, while Hernandez had six. It was the first time in NFL history a tight end tandem has had five or more touchdowns in consecutive seasons. The two extended that record in 2012 with Gronkowski's 10 and Hernandez's 5 touchdowns.

AARON HERNANDEZ LEARNS FROM HIS BROTHER

The relationship between Aaron Hernandez and his older brother D.J. has taken on many roles over the years: sibling, teammate, role model and surrogate father. They played high school football together – D.J. the star senior quarterback and Aaron, the athletic, but not quite ready, freshman. When their father passed away when Aaron was 17, he relied on his brother even more. "I just followed my brother's footsteps," he told the *Providence Journal*. "I just tried to follow his work ethic because he did everything the right way. He was always successful." D.J., now a graduate assistant at the University of Miami, has tried to instill hard work and perseverance in his younger brother. It's paying off, as Aaron continues to thrive in the Patriots offense.



AARON HERNANDEZ ON HOW BEING A PATRIOT HAS CHANGED HIM

"This is a place that not only did it change my future from them paying me, but it just changed me as a person," he said. "You can't come here and act reckless and do your own stuff, and [I] was one of the persons that when I came here, I might've acted the way I wanted to act, but you get changed by Bill Belichick's way. You get changed by the Patriots' way. Now that I'm a Patriot, I have to start living like one, and making the right decisions for them."

BRANDON LLOYD SETS CAREER HIGH

Brandon Lloyd set a career high with 190 receiving yards vs. San Francisco (12/16), the highest single-game total of his career. Lloyd's previous career high was 169 yards, which he achieved twice in 2010. Lloyd's 10 catches tonight were the second highest single-game total of his career, trailing only his 11 receptions at Tennessee on Oct. 3, 2010.

MOST RECEIVING YARDS IN A GAME IN PATRIOTS HISTORY

| Player | Date | Opp | Rec | Yds | Avg | Lg | TD |
|----------------------|-----------------|-----------|-----------|------------|-------------|-----------|----------|
| Wes Welker | 9/25/11 | Buff. | 16 | 217 | 13.6 | 33 | 2 |
| Terry Glenn | 10/3/99 | Cle | 13 | 214 | 16.5 | 54t | 1 |
| Terry Glenn | 12/6/1998 | Pit | 15 | 192 | 12.8 | 43 | 0 |
| Wes Welker | 11/22/09 | NYJ | 15 | 192 | 12.8 | 43 | 0 |
| Brandon Lloyd | 12/17/12 | SF | 10 | 190 | 19.0 | 53 | 0 |
| Randy Moss | 9/9/07 | NYJ | 9 | 183 | 20.3 | 51t | 1 |

MANKINS GOT A UNIQUE RIDE TO THE AFC CHAMPIONSHIP GAME

Logan Mankins' car wouldn't start when he was leaving the team hotel to head to last season's AFC Championship Game. He went back into the hotel lobby with plans to call a car service for help, but he ran into fans dressed in Patriots apparel and asked if they were going to the game and if they could give him a ride. The fans planned on parking at their usual spot across from the stadium but Mankins was able to return the favor of a ride for premium parking right next to the stadium.

STEVAN RIDLEY GOES OVER 1,000YARDS RUSHING IN 2012

Stevan Ridley reached 1,000 yards in 2012 to give New England its 15th 1,000-yard rushing season. He is the 12th Patriots player to reach 1,000 yards.

PATRIOTS WITH 1,000 YARDS RUSHING IN A SEASON

| Player | Yards | Year |
|-----------------------|--------------|-------------|
| Stevan Ridley | 1,189 | 2012 |
| BenJarvus Green-Ellis | 1,008 | 2010 |
| Corey Dillon | 1,635 | 2004 |
| Antowain Smith | 1,157 | 2001 |
| Robert Edwards | 1,115 | 1998 |
| Curtis Martin | 1,160 | 1997 |
| Curtis Martin | 1,152 | 1996 |
| Curtis Martin | 1,487 | 1995 |
| Leonard Russell | 1,088 | 1993 |
| John Stephens | 1,168 | 1988 |
| Craig James | 1,227 | 1985 |
| Tony Collins | 1,049 | 1983 |
| Sam Cunningham | 1,015 | 1977 |
| Jim Nance | 1,216 | 1967 |
| Jim Nance | 1,458 | 1966 |

RIDLEY GOING STRONG

Stevan Ridley has a total of 1,189 rushing yards through 15 games this season and is ranked seventh in the NFL and third in the AFC. Ridley needs 11 yards to become the fifth Patriots player to reach 1,200 yards in a season.

MOST YARDS RUSHING/SINGLE SEASON

| Player | Season | Yds |
|---------------|--------|-------|
| Corey Dillon | 2004 | 1,635 |
| Curtis Martin | 1995 | 1,487 |
| Jim Nance | 1966 | 1,458 |
| Craig James | 1985 | 1,227 |

RIDLEY REACHES 10 TDS IN 2012

Stevan Ridley reached 10 rushing TDs in 2012. It is the 13th time in Patriots history that a running back has finished a season with 10 or more touchdowns rushing. Ridley and TE Rob Gronkowski both have 10 touchdowns on the year. It is the third straight season and fifth time in team history that the Patriots have had two players finish with 10 or more touchdowns in a season. In 2011, RB BenJarvus Green-Ellis (11) and Rob Gronkowski (18) had 10 touchdown seasons. In 2010, Gronkowski (10) and Green-Ellis (13) had 10 touchdown seasons. In 1974, Mack Herron had 12 touchdowns (7 rushing, 5 receiving) and Sam Cunningham had 11 (9 rushing, 2 receiving). In 1976, Steve Grogan had 12 touchdowns (12 rushing) and Andy Johnson had 10 touchdowns (6 rushing, 4 receiving).



PATRIOTS OFFENSIVE/ DEFENSIVE NOTES

STEVAN RIDLEY HAS FOUR 100-YARD RUSHING DAYS IN 2012

Stevan Ridley had his first career 100-yard day in the 2012 season opener at Tennessee (9/9) with 125 yards rushing on 21 carries for a 6.0-yard average. He finished with 106 yards rushing on 22 carries for a 4.8-yard average at Buffalo (9/30), a career-high 151 rushing yards vs. Denver (10/7) and then gained 127 yards on 15 carries for an 8.5-yard average at St. Louis (10/28).

RIDLEY GOES LONG

In the season opener at Tennessee (9/9/12), Ridley had five runs of 15 or more yards (17, 17, 16, 15, 15). No Patriots running back in at least the past 25 years has done that in a single game, according to the Elias Sports Bureau. Tennessee's Chris Johnson was the last NFL player to have five runs of 15 or more yards in a game (Nov. 27, 11 vs. Tampa Bay).

2011 FIRST ROUND PICK NATE SOLDER

It only took a day for Nate Solder to decide to change from his lifelong position of tight end to tackle after playing his freshman year at Colorado as a tight end. "My coaches came to me and said, 'You'd be an all right tight end, but you'd be an even better tackle,'" he told the *Boston Globe*. "I've always wanted to be great, so that's why I moved to tackle." He added over 30 pounds after his redshirt freshman season and was named the team's starting left tackle. He played in 2,540 of 2,542 offensive plays over the next three seasons at Colorado and became an immediate contributor on the Patriots offensive line at right tackle as a rookie before moving to left tackle.

MATTHEW SLATER: LIKE FATHER LIKE SON

Matthew Slater is one of seven sons of Hall of Fame members to be drafted in NFL history.

HALL OF FAME FATHERS WITH SONS DRAFTED IN THE NFL

Jackie Slater (class of 2001) – son, Matthew Slater (NE)
 Howie Long (class of 2000) – son, Chris Long (STL)
 Bobby Bell (class of 1983) – son, Bobby Bell (NYJ)
 Tony Dorsett (class of 1994) – son, Anthony Dorsett (HOU)
 Bob Griese (class of 1990) – son, Brian Griese (DEN)
 Russ Grimm (class of 2010) – son, Cody Grimm (TB)
 Kellen Winslow (class of 1995) – son, Kellen Winslow (CLE)

SLATER LEADS THE TEAM IN SPECIAL TEAMS TACKLES

Slater is leading the team with 20 special teams tackles, one behind his career-high of 21 tackles set in 2010. He has led the Patriots in special teams tackles for the past two seasons with 21 in 2010 and 17 in 2011.

DONALD THOMAS: FROM NO HIGH SCHOOL FOOTBALL TO THE NFL


Donald Thomas found football while playing basketball. A former high school baseball and basketball player who had never played football at any level, Thomas often played pickup basketball at the student gymnasium and one day found himself playing with several members of the UConn football team who convinced him to try out for the team. After meeting with coaches, Thomas walked on to the team as a defensive lineman for the scout team in 2003. He red-shirted a year before contributing on special teams. In 2007, he got his chance to play offensive guard, earning All-Big East honors before being selected in the sixth round of the 2008 draft by the Miami Dolphins.

SEBASTIAN VOLLMER MAKES HIS MARK

A native of Kaarst, Germany, Vollmer did not begin playing football until the age of 14 when he started playing for the Dusseldorf club team. Vollmer helped lead his German prep school team to two national football championships. His early football success landed him an appearance in the 2004 Global Junior Championships in San Diego, which led him to a scholarship at Houston. He spoke almost no English when he signed with Houston, but he became fluent in the language as he developed from a 250-pound tight end into a 315-pound lineman who started his final 25 games at tackle for the Cougars. Vollmer's collegiate career created interest from the NFL where the Patriots drafted him in the second round of the 2009 draft. Nicknamed "Seabass" during his playing days at Houston, a nickname that has carried over to the NFL.

WOODHEAD GOES FROM DIVISION II TO THE NFL

Danny Woodhead was a standout at Division II Chadron State in Nebraska. He averaged 178.9 yards per game and totaled 101 rushing touchdowns during his collegiate career. Woodhead's outstanding junior and senior seasons earned him two Harlon Hill Trophies, the Division II equivalent to the Heisman Trophy. He is one of just three players to ever win two or more Harlon Hill Trophies, joining Texas A&M University-Kingsville running back Johnny Bailey, who won it three times (1987-89) before playing six seasons in the NFL for the Bears, Cardinals, and Rams. Valdosta State University's Dusty Bonner was the only other player to win the Harlon Hill Trophy multiple times (2000 and 2001).



DANNY WOODHEAD SET TEAM MARK FOR RUSHING AVERAGE IN 2010

Danny Woodhead finished the 2010 season with 97 rushes for 547 yards, with his average of 5.64 yards per carry setting a new team record (minimum 90 rushing attempts). Woodhead topped Don Calhoun's previous team mark of 5.59 yards per carry in 1976 (129 attempts for 721 yards).

MOST YARDS PER CARRY / SINGLE SEASON PATRIOTS HISTORY

(Minimum 90 rushes)

| Player | Year | Gm | Rush | Yds | Avg. | Lg |
|--------------------|-------------|-----------|-----------|------------|-------------|------------|
| D. Woodhead | 2010 | 14 | 97 | 547 | 5.64 | 36t |
| Don Calhoun | 1976 | 14 | 129 | 721 | 5.59 | 54 |
| Mosi Tatupu | 1983 | 16 | 106 | 578 | 5.45 | 55 |

PATRICK CHUNG'S JOURNEY TO THE NFL

Long before S. Patrick Chung picked up flag football as a teen, his mother, Jamaican recording artist Sophia George, had preached about being a tough man in a song. Her hit single, "Girlie Girlie" – a traditional reggae song which pokes fun at a boy who was not man enough – topped the charts in 1985. Chung is aware that among his talents he was born with, such as speed and agility, singing is not one of them. Chung possesses a great sense of pride in his unique heritage – his mother is Jamaican and his father is half Jamaican and half Chinese, was born in Jamaica and moved to California at age 12 where he started to play football as a freshman in high school. Chung went on to star at Oregon, where he holds the distinction of starting more games than any other defensive player in school history with 51 starts. He originally entered the draft as a junior, but ultimately decided to return for his senior season. Pinned to the back of his locker is a reminder of the support he has gotten – a Jamaican flag that represents his family's heritage.





PATRIOTS DEFENSIVE NOTES

STEVE GREGORY WAS ABOUT TO ENTER THE POLICE ACADEMY UNTIL SAN DIEGO CALLED

Steve Gregory's father and stepmother are New York City police officers and both were on duty during the events of September 11, 2001. Following his college career at Syracuse, Gregory took the test to enter the police academy. He found out he passed the test on the same day that the San Diego Chargers called him to offer him a free agent contract.

DONT'A HIGHTOWER WEARS TEDY BRUSCHI'S JERSEY #54

As a first round draft pick, Dont'a Hightower is used to high expectations. Hightower went to training camp with jersey #45 but was switched to jersey #54 prior to the start of the regular season. Former LB Tedy Bruschi wore #54 for 13 seasons. Hightower understands the importance of the number and hopes to live up to its legacy. "I definitely feel honored to be able to wear this number," Hightower said. "I've read that Tedy didn't want it to be retired and he hoped another linebacker would come in and be able to wear this number and be able to play as well. I feel honored. Tedy was a great player, and he means a lot to this organization. I'm definitely proud to be able to wear this number."

2012 FIRST ROUND PICK CHANDLER JONES FOLLOWS IN BROTHERS' FOOTSTEPS

Chandler Jones has two brothers, including Arthur, a fifth-round NFL Draft selection by the Baltimore Ravens in 2010, who was a Syracuse defensive tackle, and Jon "Bones" Jones, a UFC fighter and the reigning Light Weight Champion.

CHANDLER'S PERK OF BEING IN THE NFL

Chandler Jones was excited to get the Madden football game and play himself. "I've always put myself in Madden manually, but now that I can actually buy the game and see myself already installed in the game, it's great."

FIRST ROUND PICKS MAKE IMPACT IN 2012 OPENER

Chandler Jones forced a fumble on a 1-yard sack of Tennessee QB Jake Locker in the first quarter and Dont'a Hightower recovered the ball and ran 6-yards for a touchdown in the season opener at Tennessee (9/9/12).

JONES HAS FIRST TWO-SACK GAME

Chandler Jones had his first NFL two-sack game at Seattle (10/14). He forced a fumble that was recovered by LB Rob Ninkovich on a 3-yard sack in the second quarter and had a 5-yard sack in the third quarter.

JONES HAS FORCED THREE FUMBLES ON SACKS

Jones now has three forced fumbles in 2012. Jones forced a fumble on a sack at Tennessee (9/9), vs. Arizona (9/16) and at Seattle (10/14).

JONES NAMED AFC ROOKIE OF THE MONTH FOR SEPTEMBER

Jones was named the AFC Rookie of the Month for September. Jones registered three sacks in his first four games with two forced fumbles, the most sacks of any NFL rookie. His first NFL sack at Tennessee resulted in a forced fumble that was returned for a touchdown. Jones finished the month with 19 tackles, three sacks and two forced fumbles. He joins Jerod Mayo (October of 2008) as the only Patriots to be named NFL Defensive Rookie of the Month.

STILL RECEIVING THE LOVE


Kyle Love continues to receive motivation from his father, retired Army colonel Anthony Love. Every game day, his father sends him a text message with words of encouragement to get him excited. His dad has been motivating him since middle school and the message has always remained the same: "Give the coaches a reason to keep you."

KYLE LOVE 'MINI-V' FOLLOWS WILFORK

Kyle Love has been looking up to Vince Wilfork since his days at Mississippi State, when his teammates dubbed him "Mini-V" for his resemblance to the Patriots defensive tackle. The nickname led Love to closely monitor Wilfork as he finished his playing days with the Bulldogs. Little did he know that he would get the chance to watch Wilfork from an even closer perspective – lined up next to him on the Patriots defensive line. "I stay close to that guy always. Watch me out here, I'm right beside him, no matter what," Love told the *Boston Globe*. Now that they're on the same team, Wilfork has become an even bigger influence, like a big brother, according to Love.

MAYO OVER 100 TACKLES FOR THE FIFTH STRAIGHT YEAR

LB Jerod Mayo has 179 total tackles through the first 15 games of the 2012 season and has now registered 100 or more tackles in five straight years. He is the first player in New England history to register 100 tackles in his first five NFL seasons, and the fourth Patriots' player with at least five straight 100-tackle seasons.



100 Tackles in at least five consecutive seasons/Patriots

6 Fred Marion (1985-1990)

5 Jerod Mayo (2008-2012)

5 Lawyer Milloy (1997-2001)

5 Vincent Brown (1991-1995)

MAYO A TACKLING MACHINE

After 15 games in 2012, Mayo leads the team with 179 tackles. Mayo has registered at least 10 tackles in 10 out of the first 15 games, including a season-high of 20 vs. the New York Jets (10/28/12). He matched his career-best with ten games with 10 tackles. In 2010 he also had 10 games with 10 or more tackles.

Patriots Single Season Tackle Leaders All-Time

| Year | Player | Tackles |
|-------------|----------------------|------------|
| 1983 | LB Clayton Weishuhn | 229 |
| 1984 | LB Steve Nelson | 207 |
| 2010 | LB Jerod Mayo | 193 |
| 1980 | LB Steve Nelson | 186 |

MAYO IS A YOUNG LEADER

Jerod Mayo learned knowledge and discipline are the keys to success while spending afternoons with his three brothers under the supervision of their grandfather, Walter Johnson, a retired Air Force veteran of 30 years. While Mayo's mother worked two jobs, Johnson taught the boys discipline, responsibility and the value of life. Those lessons helped Mayo develop a work ethic and demeanor that has earned him the nickname of "Old Soul" from his teammates. His leadership skills and talent helped him become only the second Patriot to be named AFC Rookie of the Year, earning that title in 2008 to join Michael Haynes (1976).



PATRIOTS DEFENSIVE NOTES

DOUBLE TROUBLE: CB DEVIN MCCOURTY

After being selected by the Patriots in the first round of the 2010 NFL Draft, CB Devin McCourty became part of a select group in league history. McCourty's identical twin brother, Jason, is a cornerback with Tennessee, selected in the sixth round of the 2009 NFL Draft. The two are the 12th set of twins to play in the NFL. Devin redshirted for the 2005 season and therefore was a year behind his brother in eligibility. McCourty is the second twin to suit up for the Patriots, after CB Kato Serwanga was a member of the team from 1998-2000. His twin brother, Wasswa, played for San Francisco and Minnesota from 1999-2001. According to McCourty's mother, the two can only be told apart by tiny scars on their faces left by chickenpox. The McCourty twins are one of three active sets of twins playing in the NFL.

Current Twins Playing in the NFL

Devin (NE) and Jason McCourty (TEN)

Pat (ARI) and Paul McQuistan (SEA)

Maurkice (PIT) and Mike Pouncey (MIA)

MCCOURTY REGISTERS SECOND CAREER TWO-INTERCEPTION GAME AT BUFFALO

Devin McCourty had his second career two-interception game in the win at Buffalo on Sept. 30, 2012. He had his first interception of the 2012 season when he picked off a Ryan Fitzpatrick pass at the Buffalo 42-yard line in the first quarter. He picked off his second pass in the fourth quarter. It is McCourty's second career two-interception game. He had his first two-interception game at Detroit on Nov. 25, 2010. The Patriots are 9-0 when McCourty has at least one interception in a game.

MCCOURTY HAS A 104-YARD KICKOFF RETURN FOR A TOUCHDOWN; SECOND LONGEST IN TEAM HISTORY

Devin McCourty had a 104-yard kickoff return for a touchdown in the first quarter vs. the Jets (10/21), the second longest kickoff return in team history. Ellis Hobbs has the longest in team history with a 108-yard return for a touchdown at the New York Jets on Sept. 9, 2007. He was named AFC Special Teams Player of the Week for his performance.

Longest Kickoff return in Patriots History

Ellis Hobbs 108T at New York Jets (09-09-07)

Devin McCourty 104T vs. New York Jets (10-21-12)

MCCOURTY HAS THIRD PICK IN THE END ZONE IN 2012

Devin McCourty picked off Colin Kapernick in the end zone in the third quarter vs San Francisco (12/16). It was his third pick in the end zone this season. McCourty picked off Matt Schaub vs. Houston on Dec. 10 in the first quarter. McCourty picked off Ryan Fitzpatrick in the end zone in the fourth quarter vs. Buffalo on Nov. 11. It is the fourth time in 2012 that the Patriots have intercepted a pass in the end zone. Rookie Tavon Wilson had an interception in the end zone at Tennessee on Sept. 9 in second quarter.

NINKOVICH: WHERE DID HE COME FROM?

Rob Ninkovich's journey to the Patriots was not easy. He entered the league as a fifth-round pick by the Saints in 2006 and was waived four times by New Orleans and Miami before landing in New England on Aug. 2, 2009. He spent the 2009 offseason trying to make the New Orleans team as a long snapper. Before coming to the Patriots, he had appeared in just eight games over three years. He doubled that total in his first year in New England, appearing in 15 games in 2009 and his role on the team has grown since, earning a starting role at linebacker in 2010 and 2011 before moving to a starting role on the defensive line in 2011.



NINKOVICH SETS CAREER HIGH IN SACKS

Ninkovich was credited with a 2-yard sack of Houston QB Matt Schaub in the first quarter to push his 2012 sack total to a career-high 7.0 and surpass the 6.5 sacks he had in 2011. He added his eight sack of the season vs. San Francisco.

NINKOVICH SCORED AS A TE IN COLLEGE

Ninkovich played some at tight end in college at Purdue and caught two touchdown passes with a 2-yard touchdown pass from Dallas QB Kyle Orton and a 1-yard touchdown pass from former Indianapolis QB Curtis Painter.

NINKOVICH HELPS DEFENSE WALK OFF WITH A WIN VS. THE JETS

Ninkovich and Jermaine Cunningham combined on a 15-yard sack of Mark Sanchez in overtime vs. the Jets (10/21), and Ninkovich forced and recovered a Sanchez fumble on the play, giving the Patriots possession and ending the game with a 29-26 overtime win for New England. any Patriots player within the last 20 years.

NINKOVICH AND SPIKES: BACK-TO-BACK WEEKS WITH TWO FORCED FUMBLES EACH

LB Brandon Spikes forced two fumbles at Buffalo (9/30) and Ninkovich forced two fumbles vs. Denver (10/7) to become one of eight Patriots players to record at least two forced fumbles in a single game.

Most Forced Fumbles in a game/ Patriots History

| Player | Points |
|---|----------|
| Mike Vrabel(10/28/07 vs. Washington) | 3 |
| Rob Ninkovich (10/07/12 vs. Denver) | 2 |
| Brandon Spikes (09/30/12 at Buffalo) | 2 |
| Adalius Thomas (12/16/07 vs. NY Jets) | 2 |
| Rosevelt Colvin (09/16/07 vs. San Diego) | 2 |
| Roman Phifer (11/23/02 vs. Minnesota) | 2 |
| Tebucky Jones (12/22/01 vs. Miami) | 2 |
| Ferric Collins (10/20/96 at Indianapolis) | 2 |

SPIKES IS A THROWBACK

Spikes, who patterns his style of play after Hall of Fame linebacker Dick Butkus, shared his feelings on modeling his game after old school linebackers. "My thing is, when I'm done with this game, I want the older guys when they watch to say, 'He's playing the position the right way.' It's just a point of respect from me to them." Spikes passion and energy is apparent when he plays the game. Said former Patriots safety Rodney Harrison in a recent interview with the *Boston Herald*: "You can see how much he loves it, how he enjoys being physical. "He's an intimidator. He's got that fight in him. He's going to hit you and you're going to feel it."




SPIKES ON PACE FOR HIGH TACKLE TOTAL

Spikes finished with 16 tackles at the Jets (11/22) and now has had 10 or more tackles in six of the 15 games so far for a total of 128 tackles. With Jerod Mayo at 179 tackles and Spikes at 128, it is the fifth time in the Bill Belichick era that two players have finished with 100 or more tackles.

VINCE WILFORK REGISTERS FIRST CAREER INTERCEPTIONS IN 2011

Vince Wilfork recorded his first career interception when he picked off QB Philip Rivers in the second quarter vs. San Diego (9/18). He had his second interception at Oakland (10/2) to join Anthony Pleasant (2001) as the only other Patriots defensive lineman to ever record two interceptions in the same season. Wilfork is one of four Patriots defensive lineman to ever record two interceptions overall, joining Pleasant, Richard Seymour and Henry Thomas.





DEFENSIVE/SPECIAL TEAMS NOTES

WILFORK WEARS HIS HEART ON HIS NECK

Wilfork wears No. 75 over his shoulder pads. Underneath hangs a gold chain locket for those who were number one in his heart: his parents. In 2002, parents David and Barbara Wilfork both passed away within five months of each other, leaving the then University of Miami star without his greatest support system. Wilfork, who lost his father to diabetes, has raised hundreds of thousands of dollars for diabetes-related causes. His annual draft day fundraiser, a bowling event he has held for eight years, is one of the longest running fundraising events held by a pro athlete in New England. While he will always cherish his National Championship and Super Bowl rings, his constant reminder lies closest to his heart, a picture of his late parents at their high school prom. "I carry them with me wherever I go," Wilfork said of his parents' keepsake. "My parents pushed me to be the best I could be. The things I do and my wife does, we do out of the kindness of our heart, and we do it for the community. I never look for anything in return. My teammates are my second family. My kids, my wife, the New England Patriots – that's all I have."

VINCE WILFORK: REASONS FOR PATRIOTS SUCCESS

Patriots Pro Bowl DL Vince Wilfork, who has served as a defensive captain for the Patriots for five straight seasons, says the team's continued success is a result of the entire organization working towards one common goal: "The Patriots are all about team, family and smart football players. They try to get good people here from coaches to guys who work in the front office to guys who put on this uniform. I think everybody has to have one goal in mind, and that's to be together. When you get an organization together that is seeking one goal, you can be pretty successful."

GOSTKOWSKI ON HIGH POINT TOTAL IN 2012

Stephen Gostkowski is first in the NFL in 2012 with 149 total points, single-season career high. His previous best was 148 points in 2008. The Patriots record for most points in a season is 155 by Gino Cappelletti in 1964.

NFL Record for Most Points by a Kicker

- 166 David Akers (San Francisco) in 2011
- 164 Gary Anderson (Minnesota) in 1998
- 163 Jeff Wilkins (St. Louis) in 2003
- 161 Mark Moseley (Washington) in 1983
- 157 Mike Vanderjagt (Indianapolis) in 2003

Patriots Record for Most Points in a Season

- 155 Gino Cappelletti, 1964
- 149 Stephen Gostkowski, 2012
- 148 Stephen Gostkowski, 2008
- 147 Gino Cappelletti, 1961
- 143 Stephen Gostkowski, 2011

EVEN STEPHEN

Since joining the Patriots as a fourth-round draft choice in 2006, Gostkowski has connected on 84.2 percent of his regular-season field goal attempts (170-for-202), achieving the best field goal percentage in Patriots history.

PATRIOTS ALL-TIME LEADERS / FIELD GOAL PCT. (Minimum 50 Attempts)

| Player | Years | FGM | FGA | Pct. |
|---------------------------|----------------|------------|------------|-------------|
| Stephen Gostkowski | 2006-12 | 170 | 202 | .842 |
| Adam Vinatieri | 1996-05 | 263 | 321 | .819 |
| Matt Bahr | 1993-95 | 55 | 72 | .764 |

GOSTKOWSKI THIRD IN POINTS

Gostkowski is third in team history with 861 total points.

Most Points/ Patriots History

| Player | Points |
|-------------------------------------|------------|
| Adam Vinatieri (1996-05) | 1,158 |
| Gino Cappelletti (1960-70) | 1,130 |
| Stephen Gostkowski (2006-12) | 861 |
| John Smith (1974-83) | 692 |



GOSTKOWSKI EIGHTH BEST EVER IN FG PCT.

Stephen Gostkowski's 84.2 field goal percentage is the eighth-best among NFL kickers all-time.

| Player | Years | FGM | FGA | Pct. |
|---------------------------|----------------|------------|------------|-------------|
| Nate Kaeding | 2004-12 | 181 | 209 | 86.6 |
| Mike Vanderjagt | 1998-06 | 230 | 266 | 86.5 |
| Robbie Gould | 2005-12 | 208 | 243 | 85.6 |
| Rob Bironas | 2005-12 | 213 | 249 | 85.5 |
| Shayne Graham | 2001-12 | 242 | 283 | 85.5 |
| Matt Bryant | 2002-12 | 232 | 275 | 84.4 |
| Phil Dawson | 1999-2012 | 304 | 361 | 84.2 |
| Stephen Gostkowski | 2006-12 | 170 | 202 | 84.2 |

GOSTKOWSKI IS FIRST PATRIOTS PLAYER TO KICK TWO 50-YARD FIELD GOALS IN THE SAME GAME

Gostkowski drilled a 51-yard field goal in the third quarter and a 53-yarder in the fourth quarter vs. Arizona on Sept. 16, 2012. The 53-yarder ties a career-long mark. He also had a 53-yarder at Denver on Nov. 11, 2009. It is the first time in Patriots history that a player has connected on two 50-yard field goals in the same game.

GOSTKOWSKI ONE 50-YARD FIELD GOAL AWAY FROM TYING FOR THE FRANCHISE LEAD

Gostkowski is now 7-of-10 from 50 yards or more as member of the Patriots and needs one more 50-yard field goal to tie Adam Vinatieri for most 50-yard field goals in New England history.

Patriots Record for Most 50 Yard Field Goals

| Player | Years | FGM | FGA | Pct. |
|---------------------------|----------------|----------|-----------|-------------|
| Adam Vinatieri | 1996-2005 | 8 | 17 | 47.1 |
| Stephen Gostkowski | 2006-12 | 7 | 10 | 70.0 |
| Tony Franklin | 1984-87 | 3 | 6 | 50.0 |

ZOLTAN MESKO: COMING TO AMERICA

P Zoltan Mesko was born in Timisoara, Romania on the Romania-Hungary border. On many occasions in 1989, during the communist revolutions, his family was forced to take cover to avoid gun shots from the armies. Even after the fall of the Berlin Wall, his family lived in poverty. His family left Romania when his father won a United States Permanent Resident Card (green card) in the Diversity Immigrant Visa Lottery in 1997 when Mesko was 11. "I survived a war," he noted. "I was coming from a really low point growing up, with communism and a very adverse economic situation. Coming over here, I'm very grateful for where I am. It happens by luck that I am here," he said. "When my dad applied for the green card lottery, there were 20 million applicants and 55,000 winners. That's a percentage in itself that tells you I am lucky to be here."



MESKO HAS SECOND BEST AVERAGE IN TEAM HISTORY

Mesko's 44.5 career average (170 career punts) is second in team history to the 44.7 by Tom Tupa

BEST AVERAGE IN TEAM HISTORY/CAREER

| Player | Years | Average |
|---------------------|---------------------|-------------|
| Tom Tupa | 1996-98 | 44.7 |
| Zoltan Mesko | 2010-present | 44.5 |

MESKO NETTED 40 IN 2011

Mesko finished the 2011 season with a 41.5 net average, the sixth-best net average in NFL history. It marked just the 24th time in NFL history that a player finished a season with a net average over 40 yard.

BEST NET AVERAGE IN NFL HISTORY/SEASON

| Player | Year | Net Average |
|--------------------------------|-------------|-------------|
| Andy Lee (San Francisco) | 2011 | 44.0 |
| Shane Lechler (Oakland) | 2009 | 43.9 |
| Thomas Morstead (New Orleans) | 2011 | 43.1 |
| Donnie Jones (St. Louis) | 2009 | 41.7 |
| Matt McBriar (Dallas) | 2010 | 41.7 |
| Zoltan Mesko (Patriots) | 2011 | 41.5 |



PATRIOTS REFERENCE NOTES

GIL SANTOS – THE VOICE OF THE PATRIOTS

For most Patriots fans, there has been but one "Voice of the New England Patriots" and it belongs to Gil Santos. Now in his 36th season, Santos has articulated the sights, sounds and all the play-by-play action for 742 games to millions of Patriots fans. Santos is tied with the Philadelphia Eagles' veteran play-by-play announcer, Merrill Reese, as the two most tenured radio broadcasters in the NFL. Santos began calling games for the Boston Patriots at Fenway Park in 1966. He was the voice of the Patriots for the next 14 seasons (1966-79). He returned to the booth in 1991 and has broadcast every Patriots game since then.



TOM BRADY AND WELKER SCORE ON A 99-YARD PASS

Tom Brady connected with Wes Welker on a 99-yard touchdown in the fourth quarter of the 2011 season-opener at Miami (9/12/11). The 99-yard play tied the NFL record for the longest offensive play, which has been accomplished 14 times.

(13) 99-YARD PASS PLAYS

Frank Filchock to Andy Farkas, Wash. vs. Pitt. – Oct. 15, 1939
George Izo to Bobby Mitchell, Wash. vs. Clev. – Sept. 15, 1963
Karl Sweetan to Pat Studstill, Det. vs. Balt. – Oct. 16, 1966
Sonny Jurgensen to Gerry Allen, Wash. vs. Chic. – Sept. 15, 1968
Jim Plunkett to Cliff Branch, LA Raiders vs. Wash. – Oct. 2, 1983
Ron Jaworski to Mike Quick, Phil. vs. Atl. – Nov. 10, 1985
Stan Humphries to Tony Martin, SD. vs. Sea. – Sept. 18, 1994
Brett Favre to Robert Brooks, GB vs. Chic. – Sept. 11, 1995
Trent Green to Marc Boerigter, KC vs. SD. – Dec. 22, 2002
Jeff Garcia to Andre Davis, Clev. vs. Cin. – Oct. 17, 2004
Gus Ferrotte to Bernard Berrian, Minn. vs. Chi. – Nov. 30, 2008
Tom Brady to Wes Welker, NE at Mia. – Sept. 12, 2011
Eli Manning to Victor Cruz, NY Giants at NY Jets – Dec. 24, 2011

(1) 99-YARD RUN PLAY

Tony Dorsett, Dal. vs. Minn. – Jan. 3, 1983

ANNUAL ACHIEVEMENTS

The Patriots won more than half of their games for the 12th straight year after reaching nine wins with the 23-16 win at Miami on Dec. 2, 2012. They are the first team to win more than half of their games in 12 straight seasons since free agency began in 1993. The Patriots are the third team to win more than half of their games in 12 straight seasons since the 1970 AFL-NFL merger, joining the 49ers (16 straight from 1983-1998) and the Cowboys (16 straight from 1970-85).

MOST CONSECUTIVE WINNING SEASONS (since 1970 merger)

San Francisco (1983-98)..... 16
Dallas (1970-85)..... 16
New England (2001-11).....12
Oakland (1970-80)..... 11

PATRIOTS HAVE THE MOST 9+ WIN SEASONS SINCE 2001

The Patriots are the only team in the NFL to have recorded nine or more wins in each of the last 12 seasons.

MOST SEASONS OF 9+ WINS SINCE 2001

New England 12
Indianapolis 10
Baltimore 9
Green Bay 9
Pittsburgh 9
Philadelphia 8

PATRIOTS WIN 10 FOR THE 10th STRAIGHT YEAR

New England has reached at least 10 regular-season wins for 10 consecutive seasons, joining San Francisco (16) as the only teams to accomplish the feat.

| Team | Years | Consecutive Seasons with 10+ Wins |
|--------------------|---------------------|-----------------------------------|
| San Francisco | 1983-1998 | 16 |
| New England | 2003-present | 10 |
| Indianapolis | 2002-2010 | 9 |

PATRIOTS FORCE TURNOVERS

The Patriots lead the NFL with a +145 turnover margin since the 1994 season. The Patriots are first in the NFL with a +23 turnover margin in 2012.

NFL TURNOVER MARGIN SINCE 1994

| Rank | Team | Turnover Margin |
|------|--------------------|-----------------|
| 1. | New England | +145 |
| 2. | Kansas City | +79 |
| 3. | Green Bay | +78 |

PATRIOTS EARNED NUMBER ONE SEED IN AFC PLAYOFF FIELD FOR SECOND STRAIGHT SEASON

The Patriots were the number one seed in the AFC playoff field for the second straight season in 2011. The Patriots have now earned the number one seed four times (2011, 2010, 2007 and 2003) in the past nine seasons. New England is the first team since Philadelphia (2002, 2003 and 2004) to have the top seed in its conference in at least two straight years and is the first AFC team to have the first seed in two straight years since Buffalo in 1990 and 1991.

PATRIOTS SET THE NFL RECORD FOR MOST CONSECUTIVE GAMES AT .500 OR BETTER

The loss to Baltimore on Sept. 23, 2012 ended the Patriots run of 145 consecutive games at .500 or better, the longest such streak in NFL history. Dallas had the second longest streak ever with 115 games at .500 or better (1965-1974). At 1-2, the Patriots were under .500 for the first time since starting the 2003 season with an 0-1 record.

NFL'S BEST ROAD WARRIORS

Since the start of the 2000 season, the Patriots have the best regular-season road record at 69-35 (.663).

| TEAM | RECORD | PCT. |
|--------------------|--------------|-------------|
| New England | 69-35 | .663 |
| Philadelphia | 64-38-1 | .626 |
| Indianapolis | 63-41 | .606 |
| Pittsburgh | 60-43 | .583 |

DIVISIONAL DOMINANCE I

The New England Patriots own a 58-15 (.795) record in regular season AFC East games since the beginning of the 2001 season, compiling the best intra-division record of any team in the NFL. The Patriots improved to 5-0 in the AFC East in 2012.

NFL'S TOP DIVISIONAL RECORDS SINCE 2001

| Team | W | L | T | Pct. |
|-----------------------------|-----------|-----------|----------|-------------|
| New England Patriots | 58 | 15 | 0 | .795 |
| Green Bay Packers | 53 | 20 | 0 | .726 |
| Pittsburgh Steelers | 52 | 23 | 0 | .693 |
| Indianapolis Colts | 50 | 23 | 0 | .685 |

AFC EAST DIVISIONAL RECORDS SINCE 2001

| Team | W | L | T | Pct. | Div. Titles | Years |
|--------------------|-----------|-----------|----------|-------------|-------------|---------------------------|
| New England | 58 | 15 | 0 | .795 | 10 | 2001, 03-07, 09-12 |
| New York Jets | 36 | 37 | 0 | .493 | 1 | 2002 |
| Miami | 31 | 42 | 0 | .425 | 1 | 2008 |
| Buffalo | 22 | 51 | 0 | .301 | 0 | --- |

NOTES: The Indianapolis Colts were members of the AFC East in 2001 and compiled a 3-5 divisional record that season. In 2002, the Patriots and Jets both finished with a 9-7 overall record and a 4-2 divisional record, but the Jets claimed the division title by virtue of having a better record against common opponents. In 2008, the Patriots and Dolphins both finished with an 11-5 overall record and a 4-2 divisional record, but Miami qualified for the playoffs due to a better conference record (8-4 to 7-5).

DIVISIONAL DOMINANCE II

The Patriots have the highest winning percentage in division games from November until the end of the season since 2002.

| Team | W | L | T | Pct. |
|--------------------|-----------|----------|----------|-------------|
| New England | 30 | 7 | 0 | .811 |
| Green Bay | 31 | 10 | 0 | .756 |
| Indianapolis | 27 | 10 | 0 | .730 |
| San Diego | 25 | 10 | 0 | .714 |
| Pittsburgh | 28 | 14 | 0 | .667 |



PATRIOTS REFERENCE NOTES

STRONG IN THE SECOND HALF

Since 2001, the Patriots have done a remarkable job of finishing the season strong, compiling an NFL-best 73-17 (.811) record in games on or after Thanksgiving.

PATRIOTS BEFORE AND AFTER THANKSGIVING SINCE 2001

| Season | Pre-Thanksgiving | Post-Thanksgiving | Overall |
|---------------|---------------------|---------------------|---------------|
| 2001 | 5-5 (.500) | 9-0 (1.000) | 14-5* |
| 2002 | 6-5 (.545) | 3-2 (.600)^ | 9-7 |
| 2003 | 9-2 (.818) | 8-0 (1.000) | 17-2* |
| 2004 | 9-1 (.900) | 8-1 (.889) | 17-2* |
| 2005 | 6-4 (.600) | 5-3 (.625) | 11-7* |
| 2006 | 7-3 (.700) | 7-2 (.777) | 14-5* |
| 2007 | 10-0 (1.000) | 8-1 (.889) | 18-1* |
| 2008 | 7-4 (.636) | 4-1 (.800) | 11-5 |
| 2009 | 7-3 (.700) | 3-4 (.429) | 10-7* |
| 2010 | 8-2 (.800) | 6-1 (.857)^ | 14-3* |
| 2011 | 7-3 (.700) | 8-1 (.889) | 15-4* |
| 2012 | 7-3 (.700) | 4-1 (1.000)^ | ???^ |
| Totals | 88-35 (.715) | 73-17 (.811) | 150-48 |

*-Includes playoffs ^Includes games played on Thanksgiving

BEST RECORDS IN GAMES PLAYED ON OR AFTER THANKSGIVING SINCE 2001

(Includes regular-season and playoff games)

| Team | W | L | T | Pct. |
|--------------------|-----------|-----------|----------|-------------|
| New England | 73 | 17 | 0 | .811 |
| Pittsburgh | 59 | 28 | 0 | .678 |
| Green Bay | 53 | 30 | 0 | .639 |
| Philadelphia | 53 | 32 | 0 | .624 |
| San Diego | 47 | 29 | 0 | .618 |

PATRIOTS LOSE HOME GAME IN DECEMBER FOR FIRST TIME IN NEARLY 10 YEARS

The Patriots lost a December game at Gillette Stadium for just the second time since the facility opened in 2002 after the San Francisco beat the Patriots 41-34 on Dec. 16, 2012. The Patriots are now 21-2 at home in December in the NFL since Gillette Stadium opened in 2002. Prior to the 49ers game, the Patriots had won 20 straight at home in December. The only other time the Patriots have lost a game at Gillette Stadium in December was a 30-17 defeat to the New York Jets on Dec. 22, 2002.

| Team | W | L | T | Pct. |
|--------------------|-----------|----------|----------|-------------|
| New England | 21 | 2 | 0 | .913 |
| Green Bay | 21 | 4 | 0 | .840 |
| Indianapolis | 20 | 6 | 0 | .769 |
| Denver | 15 | 5 | 0 | .750 |
| Philadelphia | 14 | 8 | 0 | .636 |

NFL'S TOP DECEMBER RECORD SINCE 2001

The Patriots have an NFL-best 44-6 record in the month of December since the 2001 season, including a 3-1 record in 2012.

| Rk | Team | Record |
|----------|-----------------------------|-------------|
| 1 | New England Patriots | 44-6 |
| 2 | Philadelphia Eagles | 36-15 |
| 3 | Pittsburgh Steelers | 35-17 |
| 4 | Indianapolis Colts | 34-18 |
| 5 | San Diego Chargers | 33-20 |

The Patriots have finished undefeated in December seven times since 2001: (2001 - 4-0), (2003 - 4-0), (2005 - 4-0), (2007 - 5-0), (2008 - 4-0), (2010 - 4-0) and (4-0-2011).

PATRIOTS TIE THE NFL RECORD FOR MOST 30-POINT GAMES IN A SINGLE SEASON IN 2011

The Patriots scored 30 points 12 times in 2011 to tie the NFL record for most 30-point games in a single season. The 2007 Patriots and the 1999 St. Louis Rams also had a dozen 30 point games. The NFL record for most consecutive 30-point games in a single season is eight by the 2007 and 2010 Patriots and the 2000 St. Louis Rams. The Patriots have scored 30 points or more in ten of their first 15 games so far in 2012.

TWO PLAYERS WITH 100 YARDS FOR THE FIFTH TIME IN 2011

The Patriots had five games with two players over 100 yards receiving in 2011.

2011 games with two receivers reaching 100 yards

- Wes Welker (160) and Aaron Hernandez (103) at Miami (9/12/11)
- Welker (217) and Rob Gronkowski (109) at Buffalo (9/25/11)
- Welker (136) and Gronkowski (101) vs. NY Giants (11/6/11)
- Welker (115) and Deion Branch (125) at Philadelphia (11/27/11)
- Gronkowski (108) and Hernandez (138) vs. Buffalo (1/1/12).

The Patriots had back-to-back weeks with two receivers over 100 yards in 2012 - at Baltimore (9/23) - (Wes Welker 142 and Brandon Lloyd 108) and at Buffalo (9/30) - (Welker 129 and Rob Gronkowski 106). The Patriots have had back-to-back games with two receivers reaching 100 yards four times in team history.

NFL'S BEST AT HOME

Since their state-of-the-art facility opened at the beginning of the 2002 season, the Patriots own the NFL's best record at home overall. The Patriots own an overall record of 72-15 (.828) at Gillette Stadium in regular season games and an 81-17 (.827) record including playoffs.

BEST HOME RECORDS SINCE 2002

(including playoffs)

| Team | W | L | T | Pct. |
|--------------------|-----------|-----------|----------|-------------|
| New England | 81 | 17 | 0 | .827 |
| Baltimore | 68 | 23 | 0 | .747 |
| Indianapolis | 71 | 25 | 0 | .740 |
| Pittsburgh | 68 | 26 | 1 | .721 |
| Green Bay | 64 | 30 | 0 | .681 |
| Seattle | 63 | 30 | 0 | .677 |
| San Diego | 59 | 33 | 0 | .641 |
| Philadelphia | 57 | 39 | 0 | .594 |

PATRIOTS ARE SHARP AT GILLETTE

The Patriots concluded a 20-game home winning streak with a 24-20 loss to the New York Giants on Nov. 6, 2011. It was the longest home win streak in team history. The Patriots own an overall record of 72-15 (.827) at Gillette Stadium in regular season games.

The teams with the highest winning percentage at a stadium since 1970 (minimum 25 games):

| Team | Stadium | W-L-T | WIN PCT. |
|--------------------|-------------------------|--------------|-------------|
| New England | Gillette Stadium | 72-15 | .827 |
| Miami | Orange Bowl | 101-22-1 | .819 |
| Minnesota | Metropolitan Stadium | 64-23-1 | .733 |
| Pittsburgh | Heinz Field | 69-25-1 | .732 |
| LA Rams | Memorial Coliseum | 53-20-2 | .726 |

LONGEST HOME WINNING STREAK / PATRIOTS HISTORY (REG. SEASON)

| Streak | First Win | Last Win |
|-----------|----------------------|----------------------|
| 20 | Dec. 12, 2008 | Oct. 16, 2011 |
| 18 | Dec. 29, 2002 | Sept. 8, 2005 |
| 12 | Nov. 26, 2006 | Sept. 7, 2008 |
| 10 | Sept. 18, 1976 | Oct. 30, 1977 |

WHAT'S THE POINT?

During the past 12 seasons, the Patriots defense has always ranked higher in fewest points allowed than in yards allowed except for 2007 when both ranked fourth. The Patriots finished 15th in the NFL on defense by allowing an average of 21.4 points per game in 2011.

| | Avg. Points Allowed | Avg. Yds Allowed |
|-------------|---------------------|-------------------|
| 2012 | 22.1 (17) | 381.1 (27) |
| 2011 | 21.4 (15) | 411.1 (31) |
| 2010 | 19.6 (8) | 365.5 (25) |
| 2009 | 17.8 (5) | 320.2 (11) |
| 2008 | 19.3 (8) | 309.0 (10) |
| 2007 | 17.1 (4) | 288.3 (4) |
| 2006 | 14.8 (2) | 294.4 (6) |
| 2005 | 21.1 (17) | 330.2 (26) |
| 2004 | 16.3 (2t) | 310.6 (9) |
| 2003 | 14.9 (1) | 291.6 (7) |
| 2002 | 21.6 (17) | 336.1 (23) |
| 2001 | 17.0 (6) | 334.5 (24) |
| 2000 | 21.1 (17) | 334.6 (20) |



PATRIOTS CONTINUE SECOND HALF DOMINANCE

Dating back to 2010 the Patriots have a 22-1 record in the second half of the season (games 9-16). New England went 8-0 in their final eight games of 2010 and 2011 and have a 6-1 record in the second half of 2012. During the streak the Patriots have dominated a number of statistical categories. New England has nearly doubled the point total of their opponents, scoring 857 points (37.3 points per game) and allowed just 444 points (19.3 points per game). The Patriots have also forced opponents into 63 turnovers while only turning the ball over 13 times. Below are some other statistics that reflect New England's second-half of the season dominance:

SINCE 2010

BEST SECOND HALF RECORD

| | |
|--------------------------|-------------|
| New England | 22-1 |
| Green Bay..... | 18-5 |
| New Orleans..... | 18-5 |
| Atlanta..... | 17-6 |
| Baltimore..... | 16-7 |

SECOND HALF GIVEAWAYS

| | |
|--------------------------|-----------|
| New England | 13 |
| San Francisco..... | 17 |
| Green Bay..... | 23 |
| Dallas..... | 24 |
| Atlanta..... | 26 |
| Baltimore..... | 26 |

SECOND HALF TAKEAWAYS

| | |
|--------------------------|-----------|
| New England | 63 |
| Chicago..... | 49 |
| Seattle..... | 47 |
| Green Bay..... | 45 |
| Atlanta..... | 43 |
| Carolina..... | 43 |

SECOND HALF POINTS SCORED

| | |
|--------------------------|------------|
| New England | 857 |
| New Orleans..... | 709 |
| Green Bay..... | 688 |
| Dallas..... | 631 |
| Seattle..... | 531 |

SECOND HALF POINTS ALLOWED

| | |
|--------------------------|------------|
| Pittsburgh..... | 334 |
| Green Bay..... | 406 |
| San Francisco..... | 436 |
| Miami..... | 442 |
| New England | 444 |

SECOND HALF PASSING TDS

| | |
|--------------------------|-----------|
| New Orleans..... | 61 |
| Green Bay..... | 60 |
| New England | 58 |
| Dallas..... | 49 |
| Atlanta..... | 46 |

SECOND HALF RUSHING TDS

| | |
|--------------------------|-----------|
| New England | 34 |
| Seattle..... | 31 |
| Carolina..... | 28 |
| Philadelphia..... | 27 |
| Houston..... | 25 |

SECOND HALF PASSING YARDS

| | |
|--------------------------|--------------|
| New Orleans..... | 7,303 |
| Detroit..... | 7,085 |
| New England | 6,885 |
| Green Bay..... | 6,671 |
| Atlanta..... | 6,304 |



PATRIOTS KEY CONTRIBUTORS

OFFENSE

WR Wes Welker (TR-MIA, '07)

Welker finished with 10 receptions in the team's Week 16 win over the Jaguars and now has 18 10-catch games in his career, including four in 2012. Welker's 18 10-catch games are an NFL record ... Welker's 110 receptions are the most in the AFC and the third most in the NFL ... Welker has now extended his streak to 109 consecutive regular season games with at least one reception, including his time with Miami. He is one of 39 NFL players to have a streak of at least 100 games with one reception.

Welker vs. Miami (Regular Season)

| G | Rec | Yds | Avg | LG | TD |
|----|-----|-------|------|-----|----|
| 10 | 87 | 1,084 | 12.5 | 99t | 5 |

LT Nate Solder (D1, '11)

Moved to left tackle at the beginning of the 2012 season and has started every game since ... Appeared in 16 games in 2011, making 13 starts – 11 at right tackle and two as a tackle-eligible tight end ... Started two postseason games at right tackle and started Super Bowl XLVI as a tackle eligible tight end.

This is Solder's fourth game vs. the Dolphins

LG Logan Mankins (D2, '05)

An eight-year mainstay at guard and four-time Pro Bowler who has started all 113 regular-season games and all 13 postseason games in which he has appeared since joining the Patriots in 2005.

This is Mankins' 14th game vs. the Dolphins

OL Dan Connolly (FA-'07)

Has started every game in which he has appeared this season at right guard ... Took over as starting center after season-ending leg injury to Dan Koppen in the 2011 opener ... Played in 13 games with 11 starts last year ... Started at center for all three postseason games, including Super Bowl XLVI against the N.Y. Giants (2/5).

This is Connolly's seventh regular season game vs. the Dolphins

OL Marcus Cannon (D5a, '11)

Cannon made his first NFL start in Week 12 when he lined up at right tackle in place of an inactive Sebastian Vollmer ... Has seen time as a key reserve on the offensive line in 2012.

This is Cannon's third game vs. the Dolphins

RT Sebastian Vollmer (D2d, '09)

Has started all but one game in 2012 at right tackle and has rebounded from an injury-plagued 2011 in which he was inactive for 10 regular season and two playoff games ... Despite being limited to six games in 2011, returned to start at right tackle in Super Bowl XLVI vs. the N.Y. Giants (2/5).

This is Vollmer's fifth game vs. the Dolphins

OL RYAN WENDELL (FA-'08)

Has started at center in every game of the 2012 season ... After spending his rookie season and most of the 2009 season on the practice squad, Ryan Wendell had been a key reserve on the offensive line, seeing starting assignments at center and both guard positions before earning the starting center position ... Also plays on special teams units.

This is Wendell's fourth game vs. the Dolphins



TE Rob Gronkowski (D2a, '10)

Gronkowski caught two touchdown passes against Indianapolis in Week 11 to push his season total to 10 touchdowns. He is the first tight end in NFL history to have three straight 10-plus touchdown seasons (10 touchdowns in 2010, 18 in 2011, 10 in 2012). Gronkowski and Antonio Gates (13 in 2004 and 10 in 2005) are the only tight ends to have back-to-back 10-plus touchdown seasons ... Gronkowski joins Randy Moss (2007, 2008 and 2009) and Corey Dillon (2004, 2005, 2006) as the only Patriots with three straight 10-plus touchdown seasons and three seasons with 10 or more scores overall.

TE Aaron Hernandez (D4, '10)

Hernandez set a career high with 10 receptions in the team's Week 15 loss to the San Francisco 49ers and also caught a touchdown pass for the second week in a row. His previous best was nine receptions at Denver on Dec. 18, 2011. Hernandez has had 8 receptions or more in three straight games ... Hernandez had his third career two-touchdown game in the team's Week 14 win over the Houston Texans. Hernandez scored on a 7-yard touchdown reception in the first quarter and a 4-yard touchdown pass in the second quarter.

Hernandez vs. Miami (Regular Season)

| G | Rec | Yds | Avg | LG | TD |
|---|-----|-----|------|----|----|
| 4 | 24 | 265 | 11.0 | 31 | 1 |

WR Brandon Lloyd (UFA-STL, '12)

Lloyd set a career high with 190 receiving yards in the team's Week 15 loss to the San Francisco 49ers. Lloyd's previous career high was 169 yards, which he achieved twice in 2010. Lloyd's 10 catches in Week 15 were the second highest single-game total of his career, trailing only his 11 receptions at Tennessee on Oct. 3, 2010 ... Lloyd has scored two-touchdowns in the same game twice in 2012.



QB Tom Brady (D6, '00)

Brady has now reached 4,000 yards for the fifth time in his career. He joins Dan Marino (6), Brett Favre (6), Drew Brees (7) and Peyton Manning (12) as the only players to have at least five seasons with 4,000 passing yards ... Brady's 443 passing yards in Week 15 marked the second-highest single-game total of his career...Brady has now helped lead the Patriots to a 10-win season 10 times in his career, tying Brett Favre for second place all-time behind Peyton Manning (12) ... Brady has now thrown at least one touchdown pass in 47 straight regular season games following a 14-yard touchdown pass to RB Danny Woodhead in the second quarter of the team's Week 16 win vs. the Jaguars. Brady's streak of 47 consecutive games with a touchdown pass ties Johnny Unitas (47, 1956-60) for the second longest streak in NFL history behind Drew Brees (54, 2009-2012).

Brady vs. Miami (Regular Season)

| G | Att | Com | Pct | Yds | TD | INT | LG |
|----|-----|-----|------|-------|----|-----|-----|
| 21 | 627 | 377 | 60.1 | 4,542 | 37 | 18 | 99t |

RB Stevan Ridley (D3a, '11)

Ridley has totaled 1,189 rushing yards in 2012 and is on pace to finish with 1,268—a number that would become the fourth best total in team history... Ridley is currently ranked third in the AFC and seventh in the NFL with 1,189 rushing yards ... Ridley's 77 first downs are the fourth most in the NFL and the second most in the AFC.

RB Danny Woodhead (FA-'10)

Woodhead scored on a 14-yard pass from Tom Brady in the second quarter of the team's Week 16 win vs. Jacksonville to tie the game at 13-13 just before halftime. The Patriots never trailed again in the game and went on to win 23-16...Woodhead scored twice in the team's Week 15 loss to the 49ers with a 6-yard rushing touchdown in the third quarter and a 1-yard rushing touchdown in the fourth quarter. The performance was the second two-touchdown game of Woodhead's career. Earlier this season Woodhead scored a rushing touchdown and a receiving touchdown in the team's Week 10 win vs. Buffalo.

PATRIOTS KEY CONTRIBUTORS

DEFENSE

DE Chandler Jones (D1a, '12)

Jones returned to the field against Houston in Week 14 after missing two games due to injury ... Jones was named the NFL Defensive Rookie of the Month for September and his 6.0 sacks are the second most on the team ... Jones has also forced three fumbles on sacks in 2012.

DL Vince Wilfork (D1, '04)

Has started on the Patriots defensive line in every game of the 2012 season and is tied for the team lead with four fumble recoveries ... Wilfork has played in 137 games with 127 starts over eight-plus seasons with the Patriots (2004-12) ... The Patriots own a 106-31 (.774) record in Wilfork's 137 career regular-season games.

DL Kyle Love (FA-'10)

Has started on the Patriots defensive line in eleven games of the 2012 season ... Love has recorded 39 tackles with 1.5 sacks in 2012 ... Started all three postseason games in 2011 and finished with nine tackles and a pass defended ... Originally joined the team as a rookie free agent in 2010.

DL Rob Ninkovich (FA-'09)

Ninkovich tallied his seventh sack of the season in Week 15 to give him a team-leading 8.0 sacks on the year. Ninkovich's 8.0 sacks in 2012 are a career best ... Ninkovich has also registered three strip-sacks this season.

LB Jerod Mayo (D1, '08)

After 15 games, Mayo leads the team with 179 tackles and is on pace to finish the season with 190 total tackles.

LB Brandon Spikes

(D2c, '10)

Spikes now has 128 total tackles for the year and is on pace to finish the season with a career-high 150 tackles ... Spikes' five forced fumbles are tied for the most on the team with Rob Ninkovich.

LB Dont'a Hightower

(D1b, '12)

Has made 12 starts at linebacker during his rookie season ... Hightower recorded his fourth NFL sack in Week 16 when he dropped Jaguars QB Chad Henne in the fourth quarter.



CB Aqib Talib (TR-TB, '12)

Talib was acquired by the Patriots from Tampa Bay in a trade on Nov. 1, 2012 along with a 2013 seventh-round draft selection in exchange for a 2013 fourth round draft selection ... Talib intercepted Colts quarterback Andrew Luck in his first game with the Patriots and returned the ball 59 yards for a touchdown.

CB Alfonzo Dennard (D7a, '12)

Dennard has started seven games in the secondary and has tallied three interceptions and a forced fumble ... Dennard returned an Andrew Luck interception 87 yards for a touchdown in the team's Week 11 win over the Colts.



S Steve Gregory (UFA-SD, '12)

Gregory intercepted his second pass of the season when he picked off QB Mark Sanchez in the first quarter of the team's Week 12 win over the New York Jets. His two interceptions this season match his career-high mark. Gregory also scored his second NFL touchdown when he returned a Sanchez fumble 32 yards for a touchdown in the second quarter. Gregory also forced a fumble in the third quarter to cap off his career day.

S Devin McCourty (D1, '10)

McCourty has started seven games cornerback and eight games at safety in 2012 ... In the Patriots' Week 15 loss to the 49ers, McCourty intercepted Colin Kaepernick in the end zone in the third quarter. McCourty leads the team with five interceptions in 2012 and now has three interceptions in the end zone this season ... McCourty was named the AFC Special Teams Player of the Week following his 104-yard kickoff return for a touchdown in the first quarter of the team's Week 7 win vs. the Jets. The return was the second longest in team history behind Ellis Hobbs' 108-yard return against the Jets on Sept. 9, 2007.



SECOND WINNINGEST PRO SPORTS TEAM SINCE 1994

PATRIOTS ARE SECOND WINNINGEST PRO SPORTS FRANCHISE SINCE 1994

Since the 1994 season, the Patriots have won 67.3 percent of their regular season games (204-99), compiling the second-highest winning percentage in major American professional sports over that period. Since 1994, there have been 143 franchises that have fielded teams in the five major American sports leagues (NFL, MLB, NBA, NHL and MLS).

HIGHEST WINNING PERCENTAGE IN MAJOR AMERICAN PROFESSIONAL SPORTS, 1994-PRESENT

(Regular Season – Includes National Football League, Major League Baseball, National Basketball Association, National Hockey League and Major League Soccer)

Records updated through games of December 23, 2012

| Rk | Team | Lg | W | L | T/OTL | Pct. |
|----|-------------------------------------|------------|------------|-----------|----------|--------------|
| 1 | San Antonio Spurs | NBA | 992 | 464 | 0 | 0.681 |
| 2 | New England Patriots | NFL | 204 | 99 | 0 | 0.673 |
| 3 | Detroit Red Wings | NHL | 816 | 359 | 185 | 0.668 |
| 4 | Los Angeles Lakers | NBA | 947 | 508 | 0 | 0.651 |
| 5 | Green Bay Packers | NFL | 196 | 107 | 0 | 0.647 |
| 6 | Pittsburgh Steelers | NFL | 191 | 111 | 1 | 0.632 |
| 7 | New Jersey Devils | NHL | 748 | 438 | 174 | 0.614 |
| 8 | Seattle Sounders FC | MLS | 59 | 32 | 37 | 0.605 |
| 9 | Utah Jazz | NBA | 882 | 575 | 0 | 0.605 |
| 10 | Indianapolis Colts | NFL | 182 | 121 | 0 | 0.601 |
| 11 | New York Yankees | MLB | 1801 | 1206 | 0 | 0.599 |
| 12 | Dallas Stars | NHL | 710 | 458 | 192 | 0.593 |
| 13 | Philadelphia Flyers | NHL | 689 | 448 | 210 | 0.589 |
| 14 | Colorado Avalanche/Quebec Nordiques | NHL | 707 | 475 | 178 | 0.585 |
| 15 | Phoenix Suns | NBA | 852 | 604 | 0 | 0.585 |
| 16 | Denver Broncos | NFL | 177 | 126 | 0 | 0.584 |
| 17 | Atlanta Braves | MLB | 1730 | 1280 | 0 | 0.575 |
| 18 | Dallas Mavericks | NBA | 835 | 621 | 0 | 0.573 |
| 19 | Los Angeles Galaxy | MLS | 249 | 181 | 96 | 0.565 |
| 20 | Miami Heat | NBA | 810 | 642 | 0 | 0.558 |
| 21 | Houston Dynamo | MLS | 87 | 62 | 71 | 0.557 |
| 22 | Orlando Magic | NBA | 810 | 645 | 0 | 0.557 |
| 23 | Vancouver Canucks | NHL | 658 | 504 | 198 | 0.557 |
| 24 | Oklahoma City/Seattle Thunder | NBA | 809 | 645 | 0 | 0.556 |
| 25 | San Jose Sharks | NHL | 660 | 508 | 192 | 0.556 |
| 26 | Baltimore Ravens | NFL | 150 | 120 | 1 | 0.555 |
| 27 | St. Louis Blues | NHL | 651 | 501 | 207 | 0.555 |
| 28 | Buffalo Sabres | NHL | 660 | 513 | 187 | 0.554 |
| 29 | Boston Bruins | NHL | 643 | 503 | 214 | 0.551 |
| 30 | Philadelphia Eagles | NFL | 166 | 135 | 1 | 0.551 |
| 31 | Indiana Pacers | NBA | 801 | 655 | 0 | 0.550 |
| 32 | Boston Red Sox | MLB | 1657 | 1355 | 0 | 0.550 |
| 33 | Ottawa Senators | NHL | 655 | 520 | 185 | 0.550 |
| 34 | Chicago Fire | MLS | 202 | 157 | 104 | 0.549 |
| 35 | Houston Rockets | NBA | 797 | 657 | 0 | 0.548 |
| 36 | Pittsburgh Penguins | NHL | 658 | 529 | 172 | 0.547 |
| 37 | Washington Capitals | NHL | 642 | 529 | 188 | 0.542 |
| 38 | Minnesota Vikings | NFL | 163 | 140 | 0 | 0.538 |
| 39 | Portland Trail Blazers | NBA | 781 | 673 | 0 | 0.537 |
| 40 | Nashville Predators | NHL | 503 | 424 | 139 | 0.537 |
| 41 | Detroit Pistons | NBA | 782 | 676 | 0 | 0.536 |
| 42 | San Francisco 49ers | NFL | 162 | 140 | 1 | 0.536 |
| 43 | St. Louis Cardinals | MLB | 1611 | 1398 | 0 | 0.535 |
| 44 | Dallas Cowboys | NFL | 162 | 141 | 0 | 0.535 |
| 45 | New York Giants | NFL | 160 | 142 | 1 | 0.530 |
| 46 | Toronto Maple Leafs | NHL | 627 | 548 | 185 | 0.529 |
| 47 | Los Angeles/Anaheim/CA Angels | MLB | 1589 | 1424 | 0 | 0.527 |
| 48 | Los Angeles Dodgers | MLB | 1584 | 1427 | 0 | 0.526 |
| 49 | San Francisco Giants | MLB | 1582 | 1429 | 0 | 0.525 |
| 50 | D.C. United | MLS | 229 | 203 | 94 | 0.525 |

NOTES: This analysis uses NFL rules when calculating winning percentage, counting ties as a half-win and a half-loss. For NHL teams, overtime losses (OTL) and ties from 2001-2004 (the NHL abolished ties in 2005-2006 and instituted a shootout system) are counted as ties when calculating winning percentage.

HIGHEST WINNING PERCENTAGE AMONG BOSTON-AREA MAJOR PROFESSIONAL SPORTS TEAMS, 1994-PRESENT

(Rankings listed below are each team's overall ranking among the 143 major American pro sports teams)

Records updated through games of December 23, 2012

| Rank | Team | Lg. | W | L | T/OTL | Pct. |
|------|-----------------------------|------------|------------|-----------|----------|--------------|
| 2 | New England Patriots | NFL | 204 | 99 | 0 | 0.673 |
| 29 | Boston Bruins | NHL | 643 | 503 | 214 | 0.551 |
| 32 | Boston Red Sox | MLB | 1657 | 1355 | 0 | 0.550 |
| 79 | Boston Celtics | NBA | 726 | 7286 | 0 | 0.499 |
| 107 | New England Revolution | MLS | 194 | 231 | 102 | 0.465 |



THE TEAM OF THE DECADE

When Robert Kraft purchased the New England Patriots in 1994, few would have thought that 17 years later the franchise would be the undisputed team of the decade in the first decade of the new millennium. Kraft brought a winning vision to the organization and dedicated his resources to building a consistent winner. On Jan. 27, 2000, Kraft hired Bill Belichick to coach the team, and three months later the team drafted then-unheralded quarterback Tom Brady, putting the final pieces in place for the Patriots to become the most successful NFL team of the 2000s. Below is a look at the accomplishments of the Patriots during the first decade of the new millennium that earned the Patriots the "Team of the Decade" moniker.

THE PATRIOTS' UNMATCHED NFL SUCCESS FROM 2000-2009

Super Bowl Titles

| | |
|-------------------|---|
| New England | 3 |
| Pittsburgh..... | 2 |
| Baltimore..... | 1 |
| Indianapolis..... | 1 |
| New Orleans..... | 1 |
| N.Y. Giants..... | 1 |
| Tampa Bay..... | 1 |

Conference Titles

| | |
|-------------------|---|
| New England | 4 |
| Indianapolis..... | 2 |
| N.Y. Giants..... | 2 |
| Pittsburgh..... | 2 |
| 10 Teams | 1 |

Division Titles

| | |
|-------------------|---|
| New England | 7 |
| Indianapolis..... | 6 |
| Philadelphia..... | 5 |
| Pittsburgh..... | 5 |
| San Diego..... | 5 |

Note: The Patriots also finished tied for the division lead twice during the 2000s but lost the division title on tiebreakers in 2002 and 2008.

Playoff Wins

| | |
|-------------------|----|
| New England | 14 |
| Philadelphia..... | 10 |
| Pittsburgh..... | 10 |
| Indianapolis..... | 9 |
| Baltimore..... | 8 |

Playoff Winning Percentage

| Team | W | L | Pct. |
|-------------|----|---|------|
| New England | 14 | 4 | .777 |
| New Orleans | 5 | 2 | .714 |
| Pittsburgh | 10 | 4 | .714 |
| Arizona | 4 | 2 | .667 |
| Carolina | 5 | 3 | .625 |
| Baltimore | 8 | 5 | .615 |

Playoff Games Played

| | |
|-------------------|----|
| New England | 18 |
| Philadelphia..... | 18 |
| Indianapolis..... | 17 |
| Pittsburgh..... | 14 |
| Baltimore..... | 13 |
| N.Y. Giants..... | 11 |

Overall Wins

(Includes Regular Season and Playoffs)

| | |
|-------------------|-----|
| New England | 126 |
| Indianapolis..... | 124 |
| Pittsburgh..... | 113 |
| Philadelphia..... | 113 |
| Baltimore..... | 100 |

Overall Winning Percentage

(Includes Regular Season and Playoffs)

| Team | W | L | T | Pct. |
|--------------|-----|----|---|------|
| New England | 126 | 52 | 0 | .708 |
| Indianapolis | 124 | 53 | 0 | .701 |
| Pittsburgh | 113 | 60 | 1 | .652 |
| Philadelphia | 113 | 64 | 1 | .638 |
| Green Bay | 98 | 71 | 0 | .580 |

Most Victories in a Season (Inc. Playoffs), 2000-09

| Team | Year | W |
|--------------|------|----|
| New England | 2007 | 18 |
| New England | 2003 | 17 |
| New England | 2004 | 17 |
| Baltimore | 2000 | 16 |
| St. Louis | 2001 | 16 |
| Pittsburgh | 2004 | 16 |
| Indianapolis | 2006 | 16 |
| Indianapolis | 2009 | 16 |
| New Orleans | 2009 | 16 |

Most Victories in a Single Regular Season, 2000-09

| Team | Year | W |
|--------------|------|----|
| New England | 2007 | 16 |
| Pittsburgh | 2004 | 15 |
| New England | 2003 | 14 |
| New England | 2004 | 14 |
| Indianapolis | 2005 | 14 |
| Indianapolis | 2009 | 14 |
| St. Louis | 2001 | 14 |

Playoff Games Hosted

| | |
|--------------------|---|
| New England | 9 |
| Philadelphia | 9 |
| Pittsburgh..... | 8 |
| Indianapolis..... | 8 |

Major Sports League Titles, 2000-09

| | | |
|----------------------|-----|---|
| Los Angeles Lakers | NBA | 4 |
| New England Patriots | NFL | 3 |
| San Antonio Spurs | NBA | 3 |
| Boston Red Sox | MLB | 2 |
| Detroit Red Wings | NHL | 2 |
| Houston Dynamo | MLS | 2 |
| Los Angeles Galaxy | MLS | 2 |
| New Jersey Devils | NHL | 2 |
| New York Yankees | MLB | 2 |
| Pittsburgh Steelers | NFL | 2 |
| San Jose Earthquakes | MLS | 2 |

Major Sports Conference Titles, 2000-09

| | | |
|------------------------|-----|---|
| Los Angeles Lakers | NBA | 6 |
| New England Patriots | NFL | 4 |
| New England Revolution | MLS | 4 |
| Los Angeles Galaxy | MLS | 4 |
| New York Yankees | MLB | 4 |
| Detroit Red Wings | NHL | 3 |
| New Jersey Devils | NHL | 3 |
| San Antonio Spurs | NBA | 3 |

Seasons of NFL Playoff Advancement

| | |
|--------------------|---|
| Philadelphia | 7 |
| New England | 6 |
| Pittsburgh..... | 5 |
| Baltimore..... | 4 |
| Indianapolis..... | 4 |
| Green Bay | 3 |
| Oakland..... | 3 |
| Seattle | 3 |
| New Orleans..... | 3 |



PATRIOTS FOOTBALL NETWORK

The **Patriots Football Network** (PFN) is the full portfolio of media offerings from the three-time Super Bowl Champion New England Patriots. PFN provides Patriots content produced both in-house and with media partners spanning print, television, radio and the Internet.

PATRIOTS ALL ACCESS

T Emmy-Award winning Patriots All Access airs weekly throughout the season on WBZ, Channel 4 in Boston and regional affiliates. Patriots All Access features exclusive, behind-the-scenes access and in-depth weekly features on Patriots players and personnel. Hosted by WBZ's Steve Burton, the show features weekly sit-downs with Coach Bill Belichick, including the popular "Belestrator" segment where the coach breaks down upcoming opponents. Fridays at 7:00 p.m. and Sundays at 9:00 a.m. on **TV 38 in Boston; WNAC-TV in Providence**; Saturdays at 12:05 a.m. on **WMUR-TV in Manchester, N.H.** Saturdays at 5:00 a.m. on **WMTW-TV in Portland, Maine**; Saturdays at 5:00 p.m. on **WCTX-TV in Hartford, Conn.** Saturdays at 7:00 p.m. on **WFXQ-TV in Springfield, Mass.**; Sundays at 11:00 a.m. on **WVII-TV in Bangor, Maine**



TOTALLY PATRIOTS



Totally Patriots is a unique, one of a kind Patriots show aimed for the next generation of Patriots fans. This weekly, youth oriented football show allows school aged fans unprecedented access to their favorite players, enabling them to ask questions in a relaxed, informal setting. It airs on TV-38 on Saturday at morning 10 a.m.

PATRIOTS TODAY AND PATRIOTS THIS WEEK

PATRIOTS TODAY: Available daily at Patriots.com and on Verizon Fios on Demand, as well as on Verizon wireless' VCAST.

PATRIOTS THIS WEEK: Fridays 9:30 p.m. on Comcast Sports Net.

Patriots Today gives fans a daily, in-depth look at the club that is unmatched by any other outlet. The show is hosted by Jackie Brittain with daily reports from Brian Lowe and twice-weekly analysis from PFW's Paul Perillo. This daily Webcast is dedicated exclusively to the Patriots and provides daily features, reports and commentary that will satisfy every fan's daily Patriots fix. Every Friday at 10:30 a.m. on Comcast Sports Net, Jackie Brittain will bring you *Patriots This Week*, providing a thorough recap of each week's developments.

PATRIOTS.COM NEWS

Patriots.com features daily updates and exclusive content from the writers of *Patriots Football Weekly*, offering everything from breaking news to player features and the popular "Ask PFW" postings.

VIDEO

The first professional sports team website to offer streaming video provides Patriots fans with a variety of exclusive video content. Visitors can choose their channel and watch exclusive video from news to cheerleaders. Patriots.com also features video of every Patriots press conference, including postgame press conferences and Coach Belichick's weekday media updates.

AUDIO

Patriots Web Radio programming is available exclusively on Patriots.com beginning at noon each day, Monday through Friday. Kicking off the programming lineup is PFW In Progress, a daily online program that features candid commentary from the writers of *Patriots Football Weekly*. Following PFW In Progress is Patriots Playbook, hosted by John Rooke, featuring items from around the NFL. And new in 2012 is the addition of three shows from FootballNation.com including Kerry Byrne and his Cold Hard Patriots.com also offers streaming audio of every Patriots press conference, as well as archives of Patriots.com Radio shows and exclusive podcasts.

PATRIOTS MONDAY ON WEEI

WEEI Sports Radio broadcasts Patriots Monday each week, offering fans unique insight and analysis from Coach Belichick and Tom Brady in addition to other Patriots players. WEEI will broadcast Patriots Monday live from Gillette Stadium each Monday, kicking off with Dennis & Callahan at 6:00 a.m.

PATRIOTS FRIDAY ON WEEI

WEEI Sports Radio broadcasts Patriots Friday each week, offering fans a look ahead at the weekend's game, match ups and rivalries. Various Patriots players will be featured on air. WEEI will broadcast Patriots Fridays each week throughout the season, kicking off with Dennis & Callahan at 6:00 a.m., followed by Mutt and Merloni at 10:00 a.m. and The Big Show with Glenn Ordway and Michael Holley from 2:00 to 6:00 p.m.

98.5 THE SPORTS HUB PATRIOTS RADIO NETWORK

A new era in Patriots Radio history began in 2009, with the move of the game broadcasts to 98.5 FM, Boston's Sports Hub. The transition to Boston's new all-sports radio station insures that Patriots fans will continue to hear every kick, block and tackle in stereo, and without static, in crystal-clear FM quality. Fans all over New England will be able to listen in to any of 40 stations on the Safety Insurance 98.5 The Sports Hub Patriots Radio Network, starting with Patriots Preview three hours before kickoff, and capped off with Patriots Postgame for three hours after the final gun.



FLAGSHIP STATION 98.5 FM Boston's Sports Hub

MASSACHUSETTS

| | | |
|------|-------------|----------|
| WAQY | Springfield | 102.1 FM |
| WBEC | Pittsfield | 1420 AM |
| WPKZ | Fitchburg | 1280 AM |
| WNAW | N. Adams | 1230 AM |
| WBSM | New Bedford | 1420 AM |
| WPVQ | Greenfield | 95.3 FM |
| WSAR | Fall River | 1480 AM |
| WWFX | Worcester | 100.1 FM |
| WXTK | Hyannis | 95.1 FM |

MAINE

| | | |
|------|--------------|----------|
| WEBB | Augusta | 98.5 FM |
| WWMJ | Bangor | 95.7 FM |
| WBLM | Portland | 102.9 FM |
| WEGP | Presque Isle | 1390 AM |

CONNECTICUT

| | | |
|------|------------|----------|
| WCCC | Hartford | 106.9 FM |
| WGCH | Greenwich | 1490 AM |
| WINY | Putnam | 1350 AM |
| WMOS | New London | 102.3 FM |

NEW HAMPSHIRE

| | | |
|------|------------|----------|
| WTPL | Concord | 107.7 FM |
| WSAK | Hampton | 102.1 FM |
| WLKZ | Laconia | 104.9 FM |
| WKNE | Keene | 99.1 FM |
| WSHK | Portsmouth | 105.3 FM |
| WGHE | Nashua | 1590 AM |
| WPKQ | N. Conway | 103.7 FM |
| WGAM | Manchester | 1250 AM |

RHODE ISLAND

| | | |
|------|------------|---------|
| WPRO | Providence | 630 AM |
| WEAN | Providence | 99.7 FM |

NEBRASKA

| | | |
|------|------------|----------|
| KRNP | Sutherland | 100.7 FM |
|------|------------|----------|

NEW YORK

| | | |
|------|-------|---------|
| WUSP | Utica | 95.5 FM |
| WUSP | Utica | 1550 AM |
| WARD | Utica | 1480 AM |

VERMONT

| | | |
|------|--------------|----------|
| WBTN | Bennington | 1370 AM |
| WORK | Barre | 107.1 FM |
| WKVT | Brattleboro | 92.7 FM |
| WCPV | Burlington | 101.3 FM |
| WEXP | Rutland | 101.5 FM |
| WMOO | Derby Center | 92.1 FM |
| WSTJ | St Johnsbury | 1340 AM |
| WMXR | Woodstock | 93.9 FM |



2012 OFFENSIVE STATISTICS

WON 11, LOST 4

| | | |
|------------------|------------------|--------|
| 09/09 W 34-13 | at Tennessee | 69,143 |
| 09/16 L 18-20 | Arizona | 68,756 |
| 09/23 L 30-31 | at Baltimore | 71,269 |
| 09/30 W 52-28 | at Buffalo | 70,684 |
| 10/07 W 31-21 | Denver | 68,756 |
| 10/14 L 23-24 | at Seattle | 68,137 |
| 10/21 W 29-26 OT | New York Jets | 68,752 |
| 10/28 W 45- 7 | at St. Louis | 84,004 |
| 11/11 W 37-31 | Buffalo | 68,756 |
| 11/18 W 59-24 | Indianapolis | 68,756 |
| 11/22 W 49-19 | at New York Jets | 79,088 |
| 12/02 W 23-16 | at Miami | 72,114 |
| 12/10 W 42-14 | Houston | 68,756 |
| 12/16 L 34-41 | San Francisco | 68,756 |
| 12/23 W 23-16 | at Jacksonville | 70,251 |
| 12/30 | Miami | |

| | | |
|--------------------|---------|---------|
| | N.E. | Opp. |
| TOTAL FIRST DOWNS | 416 | 324 |
| Rushing | 139 | 96 |
| Passing | 241 | 196 |
| Penalty | 36 | 32 |
| 3rd Down: Made/Att | 102/210 | 77/192 |
| 3rd Down Pct. | 48.6 | 40.1 |
| 4th Down: Made/Att | 6/9 | 9/22 |
| 4th Down Pct. | 66.7 | 40.9 |
| POSSESSION AVG. | 30:22 | 29:38 |
| TOTAL NET YARDS | 6403 | 5716 |
| Avg. Per Game | 426.9 | 381.1 |
| Total Plays | 1116 | 989 |
| Avg. Per Play | 5.7 | 5.8 |
| NET YARDS RUSHING | 2017 | 1583 |
| Avg. Per Game | 134.5 | 105.5 |
| Total Rushes | 485 | 400 |
| NET YARDS PASSING | 4386 | 4133 |
| Avg. Per Game | 292.4 | 275.5 |
| Sacked/Yards Lost | 26/174 | 30/187 |
| Gross Yards | 4560 | 4320 |
| Att./Completions | 605/380 | 559/349 |
| Completion Pct. | 62.8 | 62.4 |
| Had Intercepted | 9 | 19 |
| PUNTS/AVERAGE | 56/43.0 | 62/50.4 |
| NET PUNTING AVG. | 56/38.3 | 62/41.4 |
| PENALTIES/YARDS | 91/792 | 98/909 |
| FUMBLES/BALL LOST | 13/7 | 41/20 |
| TOUCHDOWNS | 63 | 38 |
| Rushing | 23 | 10 |
| Passing | 32 | 27 |
| Returns | 8 | 1 |

| * SCORE BY PERIODS | Q1 | Q2 | Q3 | Q4 | OT | PTS |
|--------------------|-----|-----|-----|-----|----|-----|
| TEAM | 106 | 163 | 103 | 154 | 3 | 529 |
| OPPONENTS | 67 | 81 | 75 | 108 | 0 | 331 |

| * SCORING | TD-Ru-Pa-Rt | K-PAT | FG | S | PTS |
|------------|-------------|-------|-------|----|-----|
| Gostkowski | 0 0 0 0 | 62/62 | 29/35 | 0 | 149 |
| Gronkowski | 10 0 10 0 | | 0 | 60 | |
| Ridley | 10 10 0 0 | | 0 | 60 | |
| Woodhead | 7 4 3 0 | | 0 | 42 | |
| Edelman | 5 0 3 2 | | 0 | 30 | |
| Hernandez | 5 0 5 0 | | 0 | 30 | |
| Lloyd | 5 0 4 1 | | 0 | 30 | |
| Welker | 5 0 5 0 | | 0 | 30 | |
| Brady | 4 4 0 0 | | 0 | 24 | |
| Vereen | 4 3 1 0 | | 0 | 24 | |
| Bolden | 2 2 0 0 | | 0 | 12 | |
| Dennard | 1 0 0 1 | | 0 | 6 | |
| Gregory | 1 0 0 1 | | 0 | 6 | |
| Hightower | 1 0 0 1 | | 0 | 6 | |
| McCourtly | 1 0 0 1 | | 0 | 6 | |
| Stallworth | 1 0 1 0 | | 0 | 6 | |
| Talib LG | 1 0 0 1 | | 0 | 6 | |
| Talib TM | 1 0 0 1 | | 0 | 6 | |
| TEAM | 63 23 32 8 | 62/62 | 29/35 | 1 | 529 |
| OPPONENTS | 38 10 27 1 | 38/38 | 21/24 | 1 | 331 |

2-Pt Conv: TM 0-1, OPP 0-0 SACKS: Ninkovich 8, Jones 6, Hightower 4, Mayo 3, Cunningham 2.5, Scott 2, Wilfork 2, Love 1.5, Spikes 1, TM 30, OPP 26 FUM/LOST: Ridley 4/2, Brady 2/0, Welker 2/1, Edelman 1/1, Gronkowski 1/1, McCourtly 1/1, Vereen 1/1, Woodhead 1/0

| * PASSING | Att | Cmp | Yds | Cmp% | Yds/Att | TD | TD% | Int | Int% | Long | Sack/Lost | Rating |
|-----------|-----|-----|------|------|---------|----|-----|-----|------|------|-----------|--------|
| Brady | 601 | 379 | 4543 | 63.1 | 7.56 | 32 | 5.3 | 8 | 1.3 | 83t | 26/ 174 | 98.3 |
| Mallett | 4 | 1 | 17 | 25.0 | 4.25 | 0 | 0.0 | 1 | 25.0 | 17 | 0/ 0 | 5.2 |
| TEAM | 605 | 380 | 4560 | 62.8 | 7.54 | 32 | 5.3 | 9 | 1.5 | 83t | 26/ 174 | 97.3 |
| OPPONENTS | 559 | 349 | 4320 | 62.4 | 7.73 | 27 | 4.8 | 19 | 3.4 | 68t | 30/ 187 | 88.2 |

| * RUSHING | No. | Yds | Avg | Long | TD |
|-------------|-----|------|------|------|----|
| Ridley | 270 | 1189 | 4.4 | 41 | 10 |
| Woodhead | 73 | 283 | 3.9 | 19 | 4 |
| Bolden | 50 | 248 | 5.0 | 27 | 2 |
| Vereen | 54 | 213 | 3.9 | 16 | 3 |
| Edelman | 4 | 45 | 11.3 | 47 | 0 |
| Brady | 23 | 32 | 1.4 | 7 | 4 |
| Welker | 1 | 9 | 9.0 | 9 | 0 |
| Hernandez | 1 | 5 | 5.0 | 5 | 0 |
| Hilliard TM | 1 | 2 | 2.0 | 2 | 0 |
| Mallett | 8 | -9 | -1.1 | -1 | 0 |
| TEAM | 485 | 2017 | 4.2 | 47 | 23 |
| OPPONENTS | 400 | 1583 | 4.0 | 31 | 10 |

| * RECEIVING | No. | Yds | Avg | Long | TD |
|--------------|-----|------|------|------|----|
| Welker | 110 | 1260 | 11.5 | 59 | 5 |
| Lloyd | 73 | 902 | 12.4 | 53 | 4 |
| Gronkowski | 53 | 748 | 14.1 | 41 | 10 |
| Hernandez | 46 | 439 | 9.5 | 31 | 5 |
| Woodhead | 35 | 367 | 10.5 | 25 | 3 |
| Edelman | 21 | 235 | 11.2 | 56t | 3 |
| Branch | 15 | 129 | 8.6 | 25 | 0 |
| Vereen | 8 | 149 | 18.6 | 83t | 1 |
| Ridley | 6 | 51 | 8.5 | 20 | 0 |
| Hoomanawanui | 5 | 109 | 21.8 | 41 | 0 |
| Fells | 4 | 85 | 21.3 | 35 | 0 |
| Bolden | 2 | 11 | 5.5 | 11 | 0 |
| Stallworth | 1 | 63 | 63.0 | 63t | 1 |
| Winslow | 1 | 12 | 12.0 | 12 | 0 |
| TEAM | 380 | 4560 | 12.0 | 83t | 32 |
| OPPONENTS | 349 | 4320 | 12.4 | 68t | 27 |

| * INTERCEPTIONS | | No. | Yds | Avg | Long | TD | | | |
|-----------------|----|-----|------|------|------|----|----|----|---|
| McCourtly | | 5 | 53 | 10.6 | 34 | 0 | | | |
| Wilson | | 4 | 87 | 21.8 | 45 | 0 | | | |
| Dennard | | 3 | 95 | 31.7 | 87t | 1 | | | |
| Talib | LG | 2 | 59 | 29.5 | 59t | 1 | | | |
| Talib | TM | 1 | 59 | 59.0 | 59t | 1 | | | |
| Gregory | | 2 | 37 | 18.5 | 36 | 0 | | | |
| Chung | | 2 | 27 | 13.5 | 27 | 0 | | | |
| Cole | | 1 | 0 | 0.0 | 0 | 0 | | | |
| Mayo | | 1 | 0 | 0.0 | 0 | 0 | | | |
| TEAM | | 19 | 358 | 18.8 | 87t | 2 | | | |
| OPPONENTS | | 9 | 112 | 12.4 | 63 | 0 | | | |
| * PUNTING | | No. | Yds | Avg | Net | TB | In | Lg | B |
| Mesko | | 55 | 2407 | 43.8 | 38.3 | 6 | 24 | 62 | 1 |
| TEAM | | 56 | 2407 | 43.0 | 38.3 | 6 | 24 | 62 | 1 |
| OPPONENTS | | 62 | 3125 | 50.4 | 41.4 | 4 | 20 | 66 | 0 |

| * PUNT RETURNS | Ret | FC | Yds | Avg | Long | TD |
|----------------|-----|----|-----|------|------|----|
| Welker | 21 | 7 | 213 | 10.1 | 31 | 0 |
| Edelman | 17 | 1 | 263 | 15.5 | 68t | 1 |
| TEAM | 38 | 8 | 476 | 12.5 | 68t | 1 |
| OPPONENTS | 22 | 16 | 140 | 6.4 | 25 | 0 |

| * KICKOFF RETURNS | No. | Yds | Avg | Long | TD |
|-------------------|-----|------|------|------|----|
| McCourtly | 27 | 654 | 24.2 | 104t | 1 |
| Edelman | 3 | 38 | 12.7 | 32 | 0 |
| Welker | 3 | 33 | 11.0 | 17 | 0 |
| Slater | 2 | 39 | 19.5 | 20 | 0 |
| Woodhead | 2 | 43 | 21.5 | 23 | 0 |
| Gronkowski | 1 | 0 | 0.0 | 0 | 0 |
| TEAM | 38 | 807 | 21.2 | 104t | 1 |
| OPPONENTS | 57 | 1187 | 20.8 | 62 | 0 |

| * FIELD GOALS | 1-19 | 20-29 | 30-39 | 40-49 | 50+ |
|---------------|-----------|--|-------------------------------|---------------|-------------------------------|
| Gostkowski | 0/ 0 | 8/ 8 | 10/12 | 9/13 | 2/2 |
| TEAM | 0/ 0 | 8/ 8 | 10/12 | 9/13 | 2/2 |
| OPPONENTS | 0/ 0 | 6/ 6 | 5/ 6 | 9/10 | 1/2 |
| Gostkowski: | (25G,31G) | (46G,34G,51G,53G,42N) | (37G,64G,20G) | (49N,42N,30G) | (23G) (25G,35G,35G) (43G,48G) |
| | (26G) | (43G,48G,27G) | (36N,31G) (39N) (49N,43G,32G, | | |
| | (20G) () | (32G,41G) (25G,49G,38G) | | | |
| | 6 OPP: | (28G,24G) (38G,47G) (27G) () | (34G) (54G,21G, | | |
| | 6 | 43G,43G) () (41G) (47G,58N) (32G) (44G,33G,42G) () | | | |
| | 6 | (39N,20G,28G) (41G,43N,35G,42G) | | | |



2012 DEFENSIVE STATISTICS

Tackle Statistics based on Coaches Film Review

| PLAYER | TACKLES | | | SACKS | | | INTERCEPTIONS | | | | FUMBLES | | | | SP. TEAMS | | | | |
|---------------------|-------------|------------|------------|-------------|--------------|-----------|---------------|------------|----------|-----------|-----------|-----------|-----------|----------|------------|-----------|-----------|----------|----------|
| Name | TT | UT | A | S | Yds | QH | Int | Yds | TD | PD | FF | FR | Yds | TD | TT | UT | A | FF | FR |
| Jerod Mayo | 179 | 111 | 68 | 3.0 | 24.0 | 5 | 1 | 0 | 0 | 2 | 4 | 1 | 0 | 0 | 0 | 0 | 0 | 0 | 0 |
| Brandon Spikes | 128 | 84 | 44 | 1.0 | 2.0 | 5 | 0 | 0 | 0 | 7 | 5 | 0 | 0 | 0 | 0 | 0 | 0 | 0 | 0 |
| Devin McCourty | 85 | 60 | 25 | 0.0 | 0.0 | 0 | 5 | 53 | 0 | 13 | 1 | 0 | 0 | 0 | 3 | 3 | 0 | 1 | 0 |
| Dont'a Hightower | 70 | 48 | 22 | 4.0 | 21.0 | 8 | 0 | 0 | 0 | 3 | 0 | 1 | 6 | 1 | 0 | 0 | 0 | 0 | 0 |
| Kyle Arrington | 61 | 50 | 11 | 0.0 | 0.0 | 1 | 0 | 0 | 0 | 10 | 1 | 1 | 0 | 0 | 6 | 6 | 0 | 0 | 0 |
| Rob Ninkovich | 59 | 36 | 13 | 8.0 | 50.5 | 11 | 0 | 0 | 0 | 1 | 5 | 4 | 0 | 0 | 0 | 0 | 0 | 0 | 0 |
| Vince Wilfork | 53 | 37 | 16 | 2.0 | 30.0 | 2 | 0 | 0 | 0 | 6 | 2 | 4 | 0 | 0 | 0 | 0 | 0 | 0 | 0 |
| Steve Gregory | 48 | 30 | 18 | 0.0 | 0.0 | 0 | 2 | 37 | 0 | 4 | 2 | 2 | 32 | 1 | 0 | 0 | 0 | 0 | 0 |
| Patrick Chung | 47 | 27 | 20 | 0.0 | 0.0 | 0 | 2 | 27 | 0 | 4 | 0 | 0 | 0 | 0 | 2 | 1 | 1 | 0 | 0 |
| Tavon Wilson | 45 | 31 | 14 | 0.0 | 0.0 | 0 | 4 | 87 | 0 | 6 | 0 | 2 | 0 | 0 | 6 | 3 | 3 | 0 | 0 |
| Chandler Jones | 42 | 21 | 21 | 6.0 | 33.0 | 12 | 0 | 0 | 0 | 3 | 3 | 0 | 0 | 0 | 0 | 0 | 0 | 0 | 0 |
| Kyle Love | 39 | 23 | 16 | 1.5 | 4.0 | 1 | 0 | 0 | 0 | 0 | 0 | 0 | 0 | 0 | 0 | 0 | 0 | 0 | 0 |
| Alfonzo Dennard | 35 | 33 | 2 | 0.0 | 0.0 | 0 | 3 | 95 | 1 | 7 | 1 | 0 | 0 | 0 | 0 | 0 | 0 | 0 | 0 |
| Jermaine Cunningham | 24 | 15 | 9 | 2.5 | 20.5 | 6 | 0 | 0 | 0 | 0 | 0 | 2 | 0 | 0 | 0 | 0 | 0 | 0 | 0 |
| Aqib Talib | 18 | 12 | 6 | 0.0 | 0.0 | 0 | 1 | 59 | 1 | 2 | 0 | 1 | 0 | 0 | 0 | 0 | 0 | 0 | 0 |
| Sterling Moore | 12 | 11 | 1 | 0.0 | 0.0 | 0 | 0 | 0 | 0 | 1 | 1 | 1 | 0 | 0 | 0 | 0 | 0 | 0 | 0 |
| Brandon Deaderick | 12 | 5 | 7 | 0.0 | 0.0 | 1 | 0 | 0 | 0 | 1 | 2 | 0 | 0 | 0 | 0 | 0 | 0 | 0 | 0 |
| Marquice Cole | 12 | 10 | 2 | 0.0 | 0.0 | 0 | 1 | 0 | 0 | 3 | 0 | 0 | 0 | 0 | 7 | 6 | 1 | 0 | 0 |
| Trevor Scott | 10 | 9 | 1 | 2.0 | 2.0 | 3 | 0 | 0 | 0 | 0 | 1 | 0 | 0 | 0 | 3 | 3 | 0 | 0 | 0 |
| Tracy White | 10 | 7 | 3 | 0.0 | 0.0 | 0 | 0 | 0 | 0 | 1 | 0 | 0 | 0 | 0 | 4 | 4 | 0 | 0 | 0 |
| Ras-I Dowling | 7 | 5 | 2 | 0.0 | 0.0 | 0 | 0 | 0 | 0 | 1 | 0 | 0 | 0 | 0 | 0 | 0 | 0 | 0 | 0 |
| Justin Francis | 7 | 6 | 1 | 0.0 | 0.0 | 4 | 0 | 0 | 0 | 0 | 0 | 0 | 0 | 0 | 1 | 0 | 1 | 0 | 0 |
| Ron Brace | 2 | 1 | 1 | 0.0 | 0.0 | 0 | 0 | 0 | 0 | 0 | 0 | 0 | 0 | 0 | 0 | 0 | 0 | 0 | 0 |
| Mike Rivera | 2 | 2 | 0 | 0.0 | 0.0 | 0 | 0 | 0 | 0 | 0 | 0 | 0 | 0 | 0 | 8 | 6 | 2 | 0 | 0 |
| Niko Koutouvides | 1 | 0 | 1 | 0.0 | 0.0 | 0 | 0 | 0 | 0 | 0 | 0 | 0 | 0 | 0 | 9 | 2 | 7 | 0 | 0 |
| Jeff Tarpinian | 1 | 1 | 0 | 0.0 | 0.0 | 0 | 0 | 0 | 0 | 0 | 0 | 0 | 0 | 0 | 0 | 0 | 0 | 0 | 0 |
| Derrick Martin | 1 | 1 | 0 | 0.0 | 0.0 | 0 | 0 | 0 | 0 | 0 | 0 | 0 | 0 | 0 | 5 | 4 | 1 | 0 | 0 |
| Nate Ebner | 0 | 0 | 0 | 0.0 | 0.0 | 0 | 0 | 0 | 0 | 0 | 0 | 0 | 0 | 0 | 17 | 16 | 1 | 0 | 0 |
| Bobby Carpenter | 0 | 0 | 0 | 0.0 | 0.0 | 0 | 0 | 0 | 0 | 0 | 0 | 0 | 0 | 0 | 3 | 3 | 0 | 0 | 0 |
| M.Hoomanawanui | 0 | 0 | 0 | 0.0 | 0.0 | 0 | 0 | 0 | 0 | 0 | 0 | 0 | 0 | 0 | 2 | 2 | 0 | 0 | 0 |
| Julian Edelman | 0 | 0 | 0 | 0.0 | 0.0 | 0 | 0 | 0 | 0 | 0 | 0 | 0 | 0 | 0 | 1 | 1 | 0 | 0 | 1 |
| Shane Vereen | 0 | 0 | 0 | 0.0 | 0.0 | 0 | 0 | 0 | 0 | 0 | 0 | 0 | 0 | 0 | 1 | 1 | 0 | 0 | 0 |
| Brandon Bolden | 0 | 0 | 0 | 0.0 | 0.0 | 0 | 0 | 0 | 0 | 0 | 0 | 0 | 0 | 0 | 3 | 3 | 0 | 0 | 0 |
| Malcolm Williams | 0 | 0 | 0 | 0.0 | 0.0 | 0 | 0 | 0 | 0 | 0 | 0 | 0 | 0 | 0 | 1 | 1 | 0 | 0 | 0 |
| Danny Aiken | 0 | 0 | 0 | 0.0 | 0.0 | 0 | 0 | 0 | 0 | 0 | 0 | 0 | 0 | 0 | 1 | 1 | 0 | 0 | 0 |
| Matthew Slater | 0 | 0 | 0 | 0.0 | 0.0 | 0 | 0 | 0 | 0 | 0 | 0 | 0 | 0 | 0 | 20 | 12 | 8 | 0 | 0 |
| Steven Gostkowski | 0 | 0 | 0 | 0.0 | 0.0 | 0 | 0 | 0 | 0 | 0 | 0 | 0 | 0 | 0 | 3 | 2 | 1 | 0 | 0 |
| TOTALS | 1010 | 676 | 324 | 30.0 | 187.0 | 59 | 19 | 358 | 2 | 75 | 28 | 19 | 38 | 2 | 106 | 80 | 26 | 1 | 1 |

FUMBLES - LOST (13-7)

| | No. | Lost | Own Rec | O.B. |
|----------------|-----------|----------|----------|----------|
| Tom Brady | 2 | 0 | 1 | 0 |
| Julian Edelman | 1 | 1 | 0 | 0 |
| Rob Gronkowski | 1 | 1 | 0 | 0 |
| Devin McCourty | 1 | 1 | 0 | 0 |
| Stevan Ridley | 4 | 2 | 0 | 1 |
| Nate Solder | 0 | 0 | 1 | 0 |
| Shane Vereen | 1 | 1 | 0 | 0 |
| Wes Welker | 2 | 1 | 0 | 0 |
| Danny Woodhead | 1 | 0 | 0 | 0 |
| TOTALS | 13 | 7 | 1 | 1 |

MISC. OFFENSIVE STATS

| | Tkl | Ast | FF | FR |
|-------------------|-----------|----------|----------|----------|
| Tom Brady | 2 | 0 | 0 | 0 |
| Deion Branch | 1 | 0 | 0 | 0 |
| Daniel Fells | 1 | 0 | 0 | 0 |
| Julian Edelman | 1 | 0 | 0 | 0 |
| Rob Gronkowski | 1 | 0 | 0 | 0 |
| Aaron Hernandez | 1 | 0 | 0 | 1 |
| Brandon Lloyd | 0 | 0 | 0 | 1 |
| Stevan Ridley | 1 | 0 | 0 | 0 |
| Sebastian Vollmer | 1 | 0 | 0 | 0 |
| Wes Welker | 1 | 0 | 0 | 0 |
| Ryan Wendell | 1 | 0 | 0 | 0 |
| TOTALS | 11 | 0 | 0 | 0 |

KEY

TT-Total Tackles Int/Yds-Interceptions/Yards Returned
 UT-Unassisted Tackles PD-Passes Defensed

BLOCKED KICKS

| | XP | FG | P |
|---------------|----------|----------|----------|
| Totals | 0 | 0 | 0 |

Additional Notes:

Deion Branch - 1 Special Teams Tackle
 Wes Welker - 1 Special Teams Assisted Tackle



NEW ENGLAND PATRIOTS 2012 STATS PACK

PATRIOTS PARTICIPATION

| | Regular Season | | | | | | | | | | | | | | | | | | | | | | | |
|----------------------|----------------|-----|-----|-----|---|-----|-----------------------------|----------------|----------------|--------|----------------|------------------------------------|----------------|--------------------------|----------------|--------|------------------------|------------|--------|-----|--|--|--|--|
| Player | GP | GS | DNP | INA | at TEN | ARZ | at BAL | at BUF | DEN | at SEA | NYJ | at STL | BUF | IND | at NYJ | at MIA | HOU | SF | at JAX | MIA | | | | |
| Aiken, Danny | 15 | 0 | 0 | 0 | sub | sub | sub | sub | sub | sub | sub | sub | sub | sub | sub | sub | sub | sub | sub | | | | | |
| Arrington, Kyle | 15 | 11 | 0 | 0 | RCB | RCB | RCB | RCB | RCB | RCB | RCB | RCB | RCB | RCB | sub | sub | sub | sub | RCB | | | | | |
| Bequette, Jake | 3 | 0 | 0 | 12 | X | X | X | sub | X | X | X | sub | X | X | X | sub | X | X | X | | | | | |
| Bolden, Brandon | 9 | 0 | 4 | 2 | sub | sub | sub | sub | sub | sub | X | X | dnp | dnp | dnp | dnp | sub | sub | sub | | | | | |
| Brace, Ron | 10 | 0 | 0 | 5 | sub | sub | sub | sub | sub | sub | X | sub | X | sub | sub | sub | X | X | X | | | | | |
| Brady, Tom | 15 | 15 | 0 | 0 | QB | QB | QB | QB | QB | QB | QB | QB | QB | QB | QB | QB | QB | QB | QB | | | | | |
| Branch, Deion | 9 | 3 | 0 | 0 | Signed 9/19 | | sub | sub | WR | WR | sub | WR | sub | Rel. 11/17; Signed 12/12 | | | | sub | sub | | | | | |
| Cannon, Marcus | 15 | 1 | 0 | 0 | sub | sub | sub | sub | sub | sub | sub | sub | sub | sub | RT | sub | sub | sub | sub | | | | | |
| Carpenter, Bobby | 4 | 0 | 0 | 0 | Signed 10/4 | | | | sub | sub | sub | sub | Released 10/30 | | | | | | | | | | | |
| Chung, Patrick | 11 | 7 | 0 | 4 | S | S | S | S | S | S | X | X | X | X | sub | sub | sub | sub | S | | | | | |
| Cole, Marquice | 14 | 1 | 0 | 1 | sub | sub | sub | sub | sub | sub | sub | sub | sub | sub | X | sub | sub | sub | DB | | | | | |
| Connolly, Dan | 13 | 13 | 1 | 1 | RG | dnp | RG | RG | RG | RG | RG | RG | RG | X | RG | RG | RG | RG | RG | | | | | |
| Cunningham, Jermaine | 1 | 3 | 4 | 0 | sub | sub | sub | sub | sub | LE | LE | sub | sub | sub | RE | dnp | dnp | dnp | dnp | | | | | |
| Deaderick, Brandon | 13 | 4 | 0 | 2 | sub | sub | X | X | sub | sub | sub | sub | sub | sub | sub | DT | DT | DT | DT | | | | | |
| Dennard, Alfonzo | 10 | 7 | 0 | 5 | X | X | X | X | sub | sub | LCB | LCB | LCB | sub | RCB | RCB | RCB | RCB | X | | | | | |
| Develin, James | 1 | 0 | 0 | 3 | Practice Squad; Signed to 53-man roster 11/28 | | | | | | | | | | | X | X | sub | X | | | | | |
| Dowling, Ras-I | 6 | 0 | 1 | 0 | sub | dnp | sub | sub | sub | sub | sub | Placed on Injured Reserve 10/27/12 | | | | | | | | | | | | |
| Ebner, Nate | 15 | 0 | 0 | 0 | sub | sub | sub | sub | sub | sub | sub | sub | sub | sub | sub | sub | sub | sub | sub | | | | | |
| Edelman, Julian | 9 | 3 | 0 | 3 | sub | WR | sub | X | X | X | sub | sub | sub | sub | sub | WR | Placed on I.R. 12/4/12 | | | | | | | |
| Fells, Daniel | 13 | 4 | 0 | 3 | X | X | TE | TE | sub | sub | sub | sub | sub | X | TE | sub | sub | sub | TE | | | | | |
| Forston, Marcus | 1 | 0 | 0 | 2 | X | X | sub | ! | Practice Squad | | | | | | | | | | | | | | | |
| Francis, Justin | 10 | 0 | 1 | 5 | X | X | X | X | dnp | sub | sub | sub | sub | X | sub | sub | sub | sub | sub | | | | | |
| Gostkowski, Stephen | 15 | 0 | 0 | 0 | sub | sub | sub | sub | sub | sub | sub | sub | sub | sub | sub | sub | sub | sub | sub | | | | | |
| Gregory, Steve | 11 | 11 | 0 | 4 | S | S | S | S | X | X | X | X | S | S | S | S | S | S | S | | | | | |
| Gronkowski, Rob | 10 | 10 | 0 | 5 | TE | TE | TE | TE | TE | TE | TE | TE | TE | TE | X | X | X | X | X | | | | | |
| Hernandez, Aaron | 9 | 9 | 0 | 6 | TE | TE | X | X | X | RB | TE | X | X | X | TE | TE | TE | TE | TE | | | | | |
| Hightower, Dont'a | 13 | 12 | 0 | 2 | LB | LB | LB | LB | X | X | sub | LB | LB | LB | LB | LB | LB | LB | LB | | | | | |
| Hilliard, Lex | 2 | 0 | 0 | 0 | sub | sub | Released 9/19 | | | | | | | | | | | | | | | | | |
| Hoomanawanui, M | 13 | 6 | 0 | 2 | sub | sub | RB | TE | X | X | sub | sub | TE | sub | sub | sub | TE | TE | TE | | | | | |
| Jones, Chandler | 13 | 12 | 0 | 2 | RE | RE | RE | RE | RE | RE | RE | RE | RE | RE | X | X | sub | RE | RE | | | | | |
| Koutouvides, Niko | 13 | 0 | 0 | 0 | Signed 9/19 | | sub | sub | sub | sub | sub | sub | sub | sub | sub | sub | sub | sub | sub | | | | | |
| Lloyd, Brandon | 15 | 15 | 0 | 0 | WR | WR | WR | WR | WR | WR | WR | WR | WR | WR | WR | WR | WR | WR | WR | | | | | |
| Love, Kyle | 15 | 11 | 0 | 0 | DT | DT | DT | DT | DT | DT | DT | DT | DT | DT | DT | sub | sub | sub | sub | | | | | |
| Mallett, Ryan | 4 | 0 | 11 | 0 | dnp | dnp | dnp | dnp | dnp | dnp | dnp | sub | dnp | sub | sub | dnp | sub | dnp | dnp | | | | | |
| Mankins, Logan | 9 | 9 | 0 | 6 | LG | LG | LG | X | LG | LG | X | X | LG | X | X | X | LG | LG | LG | | | | | |
| Martin, Derrick | 4 | 0 | 0 | 3 | Signed 10/31 | | | | | | | | sub | sub | sub | X | X | X | sub | | | | | |
| Mayo, Jerod | 15 | 15 | 0 | 0 | LB | LB | LB | LB | LB | LB | LB | LB | LB | LB | LB | LB | LB | LB | LB | | | | | |
| McClain, Terrell | 1 | 0 | 0 | 0 | Signed 9/26 | | | sub | Released 10/3 | | | | | | | | | | | | | | | |
| McCourty, Devin | 15 | 15 | 0 | 0 | LCB | LCB | LCB | LCB | LCB | LCB | S | S | S | S | S | S | S | S | LCB | | | | | |
| McDonald, Nick | 12 | 1 | 0 | 3 | X | sub | X | sub | sub | sub | sub | sub | sub | RG | sub | sub | X | sub | sub | | | | | |
| Mesko, Zoltan | 15 | 0 | 0 | 0 | sub | sub | sub | sub | sub | sub | sub | sub | sub | sub | sub | sub | sub | sub | sub | | | | | |
| Moore, Sterling | 8 | 0 | 0 | 0 | sub | sub | sub | sub | sub | sub | sub | sub | Practice Squad | | | | ~ | | | | | | | |
| Ninkovich, Rob | 15 | 15 | 0 | 0 | LE | LE | LE | LE | LE | LB | LB | LE | LE | LE | LE | RE | RE | LE | LE | | | | | |
| Petrus, Mitch | 2 | 0 | 0 | 1 | Signed 11/13 | | | | | | | | | sub | sub | X | Released 12/4 | | | | | | | |
| Ridley, Stevan | 15 | 12 | 0 | 0 | RB | RB | RB | RB | sub | sub | sub | RB | RB | RB | RB | RB | RB | RB | RB | | | | | |
| Rivera, Mike | 9 | 1 | 0 | 0 | sub | sub | Released 9/19; Signed 10/31 | | | | | | sub | sub | sub | sub | sub | LB | sub | | | | | |
| Salas, Greg | 1 | 0 | 1 | 1 | dnp | X | # | Practice Squad | | | | | | sub | Released 11/22 | | | | | | | | | |
| Scott, Trevor | 13 | 2 | 0 | 2 | sub | sub | sub | sub | sub | sub | sub | X | X | sub | sub | LE | LE | sub | sub | | | | | |
| Shiancoe, Visanthe | 5 | 0 | 0 | 1 | Added to 53-Man Roster 11/6 | | | | | | | | sub | sub | sub | X | sub | Rel. 12/11 | | | | | | |
| Slater, Matthew | 15 | 0 | 0 | 0 | sub | sub | sub | sub | sub | sub | sub | sub | sub | sub | sub | sub | sub | sub | sub | | | | | |
| Solder, Nate | 15 | 15 | 0 | 0 | LT | LT | LT | LT | LT | LT | LT | LT | LT | LT | LT | LT | LT | LT | LT | | | | | |
| Spikes, Brandon | 14 | 13 | 0 | 1 | LB | LB | LB | LB | LB | LB | LB | LB | LB | LB | LB | LB | LB | sub | X | | | | | |
| Stallworth, Donté | 1 | 0 | 0 | 0 | Signed 12/4/12 | | | | | | | | | | | | sub | I.R. 12/12 | | | | | | |
| Talib, Aqib | 6 | 5 | 0 | 0 | Acquired via Trade from Tampa Bay 11/1 | | | | | | | | | LCB | LCB | LCB | LCB | LCB | sub | | | | | |
| Tarpinian, Jeff | 3 | 0 | 0 | 0 | Practice Squad | | | | | | sub | sub | sub | Rel. | Practice Squad | | | | | | | | | |
| Tennant, Matt | 0 | 0 | 0 | 3 | Signed 9/29 | | | X | X | X | Released 10/20 | | | | | | | | | | | | | |
| Thomas, Donald | 15 | 7 | 0 | 0 | sub | RG | sub | LG | sub | sub | LG | LG | sub | LG | LG | LG | sub | sub | sub | | | | | |
| Vereen, Shane | 12 | 1 | 0 | 3 | X | X | X | sub | sub | sub | RB | sub | sub | sub | sub | sub | sub | sub | sub | | | | | |
| Vollmer, Sebastian | 14 | 14 | 0 | 1 | RT | RT | RT | RT | RT | RT | RT | RT | RT | RT | X | RT | RT | RT | RT | | | | | |
| Welker, Wes | 15 | 11 | 0 | 0 | WR | sub | sub | sub | WR | WR | WR | WR | WR | WR | WR | WR | WR | WR | sub | | | | | |
| Wendell, Ryan | 15 | 15 | 0 | 0 | C | C | C | C | C | C | C | C | C | C | C | C | C | C | C | | | | | |
| White, Tracy | 10 | 1 | 0 | 5 | sub | sub | sub | sub | LB | X | X | X | X | sub | sub | sub | sub | X | sub | | | | | |
| Wilfork, Vince | 15 | 15 | 0 | 0 | DT | DT | DT | DT | DT | DT | DT | DT | DT | DT | DT | DT | DT | DT | DT | | | | | |
| Williams, Malcolm | 1 | 0 | 0 | 1 | Practice Squad | | | | | | | sub | X | Rel. | Practice Squad | | | | | | | | | |
| Wilson, Tavon | 15 | 4 | 0 | 0 | sub | sub | sub | sub | S | S | S | S | sub | sub | sub | sub | sub | sub | sub | | | | | |
| Winslow, Kellen | 1 | 0 | 0 | 0 | Signed 9/19 | | sub | Released 9/27 | | | | | | | | | | | | | | | | |
| Woodhead, Danny | 15 | 1 | 0 | 0 | sub | sub | sub | sub | RB | sub | sub | sub | sub | sub | sub | sub | sub | sub | sub | | | | | |
| Zusevics, Markus | 1 | 0 | 1 | 4 | Practice Squad; Signed to 53-man roster 11/22 | | | | | | | | | | | X | dnp | X | X | X | | | | |
| Totals | 667 | 330 | 24 | 104 | | | | | | | | | | | | | | | | | | | | |

X - inactive / CAPS - starters / sub - played / dnp - did not play / PS -Practice Squad

KEY:

- Released 9/19; Signed to the Practice Squad 9/20

! - Released 9/26; Signed to the Practice Squad 9/28

~ - Signed by Dallas from the Patriots Practice Squad 12/1



2012 New England Patriots Roster

AS OF DECEMBER 24, 2012

ALPHABETICAL ROSTER

| # | NAME | POS | HT | WT | BORN | YR | COLLEGE | H.S. HOMETOWN |
|----|-----------------------|-----|------|-----|------------|----|------------------------|--------------------------|
| 48 | Aiken, Danny | LS | 6-4 | 260 | 8/28/1988 | 2 | Virginia | Roanoke, Va. |
| 16 | Aiken, Kamar | WR | 6-2 | 213 | 5/30/1989 | 2 | Central Florida | Hollywood, Fla. |
| 24 | Arrington, Kyle | CB | 5-10 | 195 | 8/12/1986 | 4 | Hofstra | Accokeek, Md. |
| 92 | Bequette, Jake | DE | 6-4 | 265 | 2/21/1989 | R | Arkansas | Little Rock, Ark. |
| 38 | Bolden, Brandon | RB | 5-11 | 220 | 1/26/1990 | R | Mississippi | Baton Rouge, La. |
| 97 | Brace, Ron | DL | 6-3 | 330 | 12/18/1986 | 4 | Boston College | Worcester, Mass. |
| 12 | Brady, Tom | QB | 6-4 | 225 | 8/3/1977 | 13 | Michigan | San Mateo, Calif. |
| 84 | Branch, Deion | WR | 5-9 | 195 | 7/18/1979 | 11 | Louisville | Albany, Ga. |
| 61 | Cannon, Marcus | OL | 6-5 | 340 | 5/6/1988 | 2 | Texas Christian | Odessa, Texas |
| 25 | Chung, Patrick | S | 5-11 | 210 | 8/19/1987 | 4 | Oregon | Rancho Cucamonga, Calif. |
| 23 | Cole, Marquice | CB | 5-10 | 195 | 11/13/1983 | 4 | Northwestern | Hazel Crest, Ill. |
| 63 | Connolly, Dan | OL | 6-4 | 310 | 9/2/1982 | 7 | Southeast Missouri St. | St. Louis, Mo. |
| 96 | Cunningham, Jermaine | DE | 6-3 | 255 | 4/24/1988 | 3 | Florida | Stone Mountain, Ga. |
| 71 | Deaderick, Brandon | DL | 6-4 | 305 | 8/19/1987 | 3 | Alabama | Elizabethtown, Ky. |
| 37 | Dennard, Alfonzo | CB | 5-10 | 200 | 9/9/1989 | R | Nebraska | Rochelle, Ga. |
| 46 | Develin, James | RB | 6-3 | 251 | 7/23/1988 | 1 | Brown | Gibertsville, Pa. |
| 43 | Ebner, Nate | DB | 6-0 | 210 | 12/14/1988 | R | Ohio State | Dublin, Ohio |
| 86 | Fells, Daniel | TE | 6-4 | 265 | 9/23/1983 | 6 | UC Davis | Fullerton, Calif. |
| 94 | Francis, Justin | DL | 6-4 | 270 | 2/8/1989 | R | Rutgers | Opa-Locka, Fla. |
| 3 | Gostkowski, Stephen | K | 6-1 | 215 | 1/28/1984 | 7 | Memphis | Madison, Miss. |
| 28 | Gregory, Steve | S | 5-11 | 200 | 1/8/1983 | 7 | Syracuse | Staten Island, N.Y. |
| 87 | Gronkowski, Rob | TE | 6-6 | 265 | 5/14/1989 | 3 | Arizona | Pittsburgh, Pa. |
| 81 | Hernandez, Aaron | TE | 6-1 | 245 | 11/6/1989 | 3 | Florida | Bristol, Conn. |
| 54 | Hightower, Dont'a | LB | 6-3 | 270 | 3/12/1990 | R | Alabama | Lewisburg, Tenn. |
| 47 | Hoomanawanui, Michael | TE | 6-4 | 263 | 7/4/1988 | 3 | Illinois | Bloomington, Ill. |
| 95 | Jones, Chandler | DE | 6-5 | 260 | 2/27/1990 | R | Syracuse | Endicott, N.Y. |
| 90 | Koutouvides, Niko | LB | 6-2 | 245 | 3/25/1981 | 9 | Purdue | New Britain, Conn. |
| 85 | Lloyd, Brandon | WR | 6-0 | 200 | 7/5/1981 | 10 | Illinois | Blue Springs, Mo. |
| 74 | Love, Kyle | DL | 6-1 | 315 | 11/18/1986 | 3 | Mississippi State | Fairburn, Ga. |
| 15 | Mallett, Ryan | QB | 6-6 | 245 | 6/5/1988 | 2 | Arkansas | Texarkana, Texas |
| 70 | Mankins, Logan | G | 6-4 | 310 | 3/10/1982 | 8 | Fresno State | Catheys Valley, Calif. |
| 26 | Martin, Derrick | S | 5-10 | 203 | 5/16/1985 | 7 | Wyoming | Denver, Colo. |
| 51 | Mayo, Jerod | LB | 6-1 | 250 | 2/23/1986 | 5 | Tennessee | Hampton, Va. |
| 32 | McCourt, Devin | DB | 5-10 | 195 | 8/13/1987 | 3 | Rutgers | Montvale, N.J. |
| 65 | McDonald, Nick | OL | 6-4 | 305 | 6/27/1987 | 3 | Grand Valley State | Sterling Heights, Mich. |
| 14 | Mesko, Zoltan | P | 6-5 | 230 | 3/6/1986 | 3 | Michigan | Twinsburg, Ohio |
| 50 | Ninkovich, Rob | DL | 6-2 | 260 | 2/1/1984 | 7 | Purdue | Blue Island, Ill. |
| 22 | Ridley, Stevan | RB | 5-11 | 220 | 1/27/1989 | 2 | Louisiana State | Natchez, Miss. |
| 59 | Rivera, Mike | LB | 6-2 | 255 | 1/10/1986 | 1 | Kansas | Shawnee Mission, Kan. |
| 99 | Scott, Trevor | DE | 6-5 | 250 | 8/30/1984 | 5 | Buffalo | Potsdam, N.Y. |
| 18 | Slater, Matthew | WR | 6-0 | 210 | 9/9/1985 | 5 | UCLA | Anaheim, Calif. |
| 77 | Solder, Nate | T | 6-8 | 320 | 4/12/1988 | 2 | Colorado | Buena Vista, Colo. |
| 55 | Spikes, Brandon | LB | 6-2 | 255 | 9/3/1987 | 3 | Florida | Shelby, N.C. |
| 31 | Talib, Aqib | CB | 6-1 | 205 | 2/13/1986 | 5 | Kansas | Richardson, Texas |
| 64 | Thomas, Donald | OL | 6-4 | 305 | 9/25/1985 | 5 | Connecticut | New Haven, Conn. |
| 34 | Vereen, Shane | RB | 5-9 | 205 | 5/2/1989 | 2 | California | Valencia, Calif. |
| 76 | Vollmer, Sebastian | T | 6-8 | 320 | 7/10/1984 | 4 | Houston | Kaarst, Germany |
| 83 | Welker, Wes | WR | 5-9 | 185 | 5/1/1981 | 9 | Texas Tech | Oklahoma City, Okla. |
| 62 | Wendell, Ryan | OL | 6-2 | 300 | 3/4/1986 | 4 | Fresno State | Diamond Bar, Calif. |
| 58 | White, Tracy | LB | 6-0 | 235 | 4/14/1981 | 10 | Howard | St. Stephen, S.C. |
| 75 | Wilfork, Vince | DL | 6-2 | 325 | 11/4/1981 | 9 | Miami (Fla.) | Boynton Beach, Fla. |
| 27 | Wilson, Tavon | DB | 6-0 | 210 | 3/19/1990 | R | Illinois | Washington, D.C. |
| 39 | Woodhead, Danny | RB | 5-8 | 200 | 1/25/1985 | 5 | Chadron State | North Platte, Neb. |
| 66 | Zusevics, Markus | OL | 6-5 | 300 | 4/25/1989 | R | Iowa | Arlington Heights, Ill. |

NUMERICAL ROSTER

| # | NAME | POS |
|----|----------------------|-----|
| 3 | Stephen Gostkowski | K |
| 12 | Tom Brady | QB |
| 14 | Zoltan Mesko | P |
| 15 | Ryan Mallett | QB |
| 16 | Kamar Aiken | WR |
| 18 | Matthew Slater | WR |
| 22 | Stevan Ridley | RB |
| 23 | Marquice Cole | CB |
| 24 | Kyle Arrington | CB |
| 25 | Patrick Chung | S |
| 26 | Derrick Martin | S |
| 27 | Tavon Wilson | DB |
| 28 | Steve Gregory | S |
| 31 | Aqib Talib | CB |
| 32 | Devin McCourt | DB |
| 34 | Shane Vereen | RB |
| 37 | Alfonzo Dennard | CB |
| 38 | Brandon Bolden | RB |
| 39 | Danny Woodhead | RB |
| 43 | Nate Ebner | DB |
| 46 | James Develin | RB |
| 47 | Michael Hoomanawanui | TE |
| 48 | Danny Aiken | LS |
| 50 | Rob Ninkovich | DL |
| 51 | Jerod Mayo | LB |
| 54 | Dont'a Hightower | LB |
| 55 | Brandon Spikes | LB |
| 58 | Tracy White | LB |
| 59 | Mike Rivera | LB |
| 61 | Marcus Cannon | OL |
| 62 | Ryan Wendell | OL |
| 63 | Dan Connolly | OL |
| 64 | Donald Thomas | OL |
| 65 | Nick McDonald | OL |
| 66 | Markus Zusevics | OL |
| 70 | Logan Mankins | G |
| 71 | Brandon Deaderick | DL |
| 74 | Kyle Love | DL |
| 75 | Vince Wilfork | DL |
| 76 | Sebastian Vollmer | T |
| 77 | Nate Solder | T |
| 81 | Aaron Hernandez | TE |
| 83 | Wes Welker | WR |
| 84 | Deion Branch | WR |
| 85 | Brandon Lloyd | WR |
| 86 | Daniel Fells | TE |
| 87 | Rob Gronkowski | TE |
| 90 | Niko Koutouvides | LB |
| 92 | Jake Bequette | DE |
| 94 | Justin Francis | DL |
| 95 | Chandler Jones | DE |
| 96 | Jermaine Cunningham | DE |
| 97 | Ron Brace | DL |
| 99 | Trevor Scott | DE |

PRACTICE SQUAD

| # | NAME | POS | HT | WT | BORN | YR | COLLEGE | H.S. HOMETOWN |
|----|------------------|-----|------|-----|------------|----|------------------|----------------------|
| 17 | Ebert, Jeremy | WR | 6-0 | 195 | 4/6/1989 | R | Northwestern | Hilliard, Ohio |
| 98 | Forston, Marcus | DL | 6-3 | 305 | 9/28/1989 | R | Miami (Fla.) | Miami, Fla. |
| 13 | Logan, Tony | WR | 5-10 | 180 | 10/18/1989 | R | Maryland | Piscataway, N.J. |
| 69 | Miller, Colin | OL | 6-3 | 300 | 11/22/1987 | 1 | Central Michigan | Centreville, Va |
| 53 | Tarpinian, Jeff | LB | 6-3 | 240 | 10/16/1987 | 2 | Iowa | Omaha, Neb. |
| 60 | Warren, Jeremiah | OL | 6-4 | 320 | 9/20/1987 | R | South Florida | Panama City, Fla. |
| 41 | Williams, Malolm | DB | 5-11 | 205 | 11/22/1987 | 2 | Texas Christian | Grand Prairie, Texas |

PRACTICE SQUAD

| # | NAME | POS |
|----|------------------|-----|
| 13 | Tony Logan | WR |
| 17 | Jeremy Ebert | WR |
| 41 | Malcolm Williams | CB |
| 53 | Jeff Tarpinian | LB |
| 60 | Jeremiah Warren | OL |
| 69 | Colin Miller | OL |
| 98 | Marcus Forston | DL |

RESERVE/DID NOT REPORT

| # | NAME | POS | HT | WT | BORN | YR | COLLEGE | H.S. HOMETOWN |
|----|---------------|-----|-----|-----|-----------|----|-------------|-------------------|
| 54 | Waters, Brian | G | 6-3 | 320 | 2/18/1977 | 13 | North Texas | Waxahachie, Texas |

RESERVE/DID NOT REPORT

| # | NAME | POS |
|----|--------------|-----|
| 54 | Brian Waters | G |

RESERVE/P.U.P. LIST

| # | NAME | POS | HT | WT | BORN | YR | COLLEGE | H.S. HOMETOWN |
|----|---------------|-----|-----|-----|------------|----|------------|------------------|
| 88 | Ballard, Jake | TE | 6-6 | 275 | 12/21/1987 | 2 | Ohio State | Springboro, Ohio |
| 91 | Pryor, Myron | DL | 6-1 | 305 | 6/13/1986 | 4 | Kentucky | Louisville, Ky. |

RESERVE/P.U.P. LIST

| # | NAME | POS |
|----|--------------|-----|
| 88 | Jake Ballard | TE |
| 91 | Myron Pryor | DL |

EXEMPT/LEFT SQUAD

| # | NAME | POS | HT | WT | BORN | YR | COLLEGE | H.S. HOMETOWN |
|----|-----------------|-----|-----|-----|-----------|----|----------|-------------------|
| 42 | Fiammetta, Tony | FB | 6-0 | 250 | 8/22/1986 | 4 | Syracuse | Walkersville, Md. |

EXEMPT/LEFT SQUAD

| # | NAME | POS |
|----|----------------|-----|
| 42 | Tony Fiammetta | FB |

RESERVE/INJURED LIST

| # | NAME | POS | HT | WT | BORN | YR | COLLEGE | H.S. HOMETOWN |
|----|--------------------|-----|------|-----|------------|----|---------------|----------------------|
| 26 | Allen, Will | CB | 5-10 | 195 | 8/5/1978 | 12 | Syracuse | Syracuse, N.Y. |
| 30 | Barrett, Josh | S | 6-2 | 225 | 11/22/1984 | 5 | Arizona State | Reno, Nev. |
| 42 | Demps, Jeff | RB | 5-7 | 191 | 1/8/1990 | R | Florida | Groveland, Fla. |
| 21 | Dowling, Ras-I | CB | 6-1 | 210 | 5/9/1988 | 2 | Virginia | Chesapeake, Va. |
| 11 | Edelman, Julian | WR | 5-10 | 200 | 5/22/1986 | 4 | Kent State | Redwood City, Calif. |
| 52 | Fletcher, Dane | LB | 6-2 | 245 | 9/14/1986 | 3 | Montana State | Bozeman, Mont. |
| 82 | Herman, Brad | TE | 6-5 | 255 | 12/29/1989 | R | Iowa | Metamora, Ill. |
| 69 | Hix, Kyle | OL | 6-7 | 315 | 9/23/1988 | 2 | Texas | Aledo, Tex. |
| 46 | Larsen, Spencer | FB | 6-2 | 245 | 3/4/1984 | 5 | Arizona | Gilbert, Ariz. |
| 71 | Richard, Jamey | OL | 6-5 | 295 | 10/9/1984 | 5 | Buffalo | Weston, Conn. |
| 19 | Stallworth, Donte' | WR | 6-0 | 200 | 11/10/1980 | 10 | Tennessee | Sacramento, Calif. |

RESERVE/INJURED LIST

| # | NAME | POS |
|----|-------------------|-----|
| 11 | Julian Edelman | WR |
| 19 | Donte' Stallworth | WR |
| 21 | Ras-I Dowling | CB |
| 26 | Will Allen | CB |
| 30 | Josh Barrett | S |
| 42 | Jeff Demps | RB |
| 46 | Spencer Larsen | FB |
| 52 | Dane Fletcher | LB |
| 69 | Kyle Hix | OL |
| 71 | Jamey Richard | OL |
| 82 | Brad Herman | TE |

RESERVE/MILITARY LIST

| # | NAME | POS | HT | WT | BORN | YR | COLLEGE | H.S. HOMETOWN |
|----|-------------|-----|-----|-----|-----------|----|---------|----------------|
| 15 | White, Shun | WR | 5-8 | 195 | 12/9/1985 | 1 | Navy | Memphis, Tenn. |

RESERVE/MILITARY LIST

| # | NAME | POS |
|----|------------|-----|
| 15 | Shun White | WR |

HEAD COACH: BILL BELICHICK

ASSISTANTS: Josh Boyer, Cornerbacks; Moses Cabrera, Assistant Strength and Conditioning; Ivan Fears, Running Backs; Brian Flores, Safeties;

George Godsey, Tight Ends; Patrick Graham, Defensive Line; Pepper Johnson, Linebackers; Joe Judge, Special Teams Assistant; Josh McDaniels, Offensive Coordinator/Quarterbacks;

Harold Nash, Head Strength and Conditioning; Scott O'Brien, Special Teams; Chad O'Shea, Receivers; Matt Patricia, Defensive Coordinator; Dante Scarnecchia, Assistant Head Coach/Offensive Line



2012 Numerical Roster

December 24, 2012

| | | | | | | | | |
|----|----------------------|----|------|-----|----|----|------------------------|-------------|
| 3 | Stephen Gostkowski | K | 6-1 | 215 | 28 | 7 | Memphis | D4b-06 |
| 12 | Tom Brady | QB | 6-4 | 225 | 35 | 13 | Michigan | D6b-00 |
| 14 | Zoltan Mesko | P | 6-5 | 230 | 26 | 3 | Michigan | D5-10 |
| 15 | Ryan Mallett | QB | 6-6 | 245 | 24 | 2 | Arkansas | D3b-11 |
| 16 | Kamar Aiken | WR | 6-2 | 213 | 23 | 2 | Central Florida | FA-12 |
| 18 | Matthew Slater | WR | 6-0 | 210 | 27 | 5 | UCLA | D5-08 |
| 22 | Stevan Ridley | RB | 5-11 | 220 | 23 | 2 | Louisiana State | D3a-11 |
| 23 | Marquice Cole | CB | 5-10 | 195 | 29 | 4 | Northwestern | FA-12 |
| 24 | Kyle Arrington | CB | 5-10 | 195 | 26 | 4 | Hofstra | FA-09 |
| 25 | Patrick Chung | S | 5-11 | 210 | 25 | 4 | Oregon | D2a-09 |
| 26 | Derrick Martin | S | 5-10 | 203 | 27 | 7 | Wyoming | FA-12 |
| 27 | Tavon Wilson | DB | 6-0 | 210 | 22 | R | Illinois | D2-12 |
| 28 | Steve Gregory | S | 5-11 | 200 | 29 | 7 | Syracuse | UFA(SD)-12 |
| 31 | Aqib Talib | CB | 6-1 | 205 | 26 | 5 | Kansas | TR(TB)-12 |
| 32 | Devin McCourty | DB | 5-10 | 195 | 25 | 3 | Rutgers | D1-10 |
| 34 | Shane Vereen | RB | 5-9 | 205 | 23 | 2 | California | D2b-11 |
| 37 | Alfonzo Dennard | DB | 5-10 | 200 | 23 | R | Nebraska | D7a-12 |
| 38 | Brandon Bolden | RB | 5-11 | 220 | 22 | R | Mississippi | FA-12 |
| 39 | Danny Woodhead | RB | 5-8 | 200 | 27 | 5 | Chadron State | FA-10 |
| 43 | Nate Ebner | DB | 6-0 | 210 | 24 | R | Ohio State | D6-12 |
| 46 | James Develin | RB | 6-3 | 251 | 24 | 1 | Brown | FA-12 |
| 47 | Michael Hoomanawanui | TE | 6-4 | 263 | 24 | 3 | Illinois | FA-12 |
| 48 | Danny Aiken | LS | 6-4 | 260 | 24 | 2 | Virginia | CW(BUF)-11 |
| 50 | Rob Ninkovich | DL | 6-2 | 260 | 28 | 7 | Purdue | FA-09 |
| 51 | Jerod Mayo | LB | 6-1 | 250 | 26 | 5 | Tennessee | D1-08 |
| 54 | Dont'a Hightower | LB | 6-3 | 270 | 22 | R | Alabama | D1b-12 |
| 55 | Brandon Spikes | LB | 6-2 | 255 | 25 | 3 | Florida | D2c-10 |
| 58 | Tracy White | LB | 6-0 | 235 | 31 | 10 | Howard | TR(PHI)-10 |
| 59 | Mike Rivera | LB | 6-2 | 255 | 26 | 1 | Kansas | FA-12 |
| 61 | Marcus Cannon | OL | 6-5 | 340 | 24 | 2 | Texas Christian | D5a-11 |
| 62 | Ryan Wendell | OL | 6-2 | 300 | 26 | 4 | Fresno State | FA-08 |
| 63 | Dan Connolly | OL | 6-4 | 310 | 30 | 7 | Southeast Missouri St. | FA(JAX)-08 |
| 64 | Donald Thomas | OL | 6-4 | 305 | 27 | 5 | Connecticut | FA-11 |
| 65 | Nick McDonald | OL | 6-4 | 305 | 25 | 3 | Grand Valley State | FA-11 |
| 66 | Markus Zusevics | OL | 6-5 | 300 | 23 | R | Iowa | FA-12 |
| 70 | Logan Mankins | G | 6-4 | 310 | 30 | 8 | Fresno State | D1-05 |
| 71 | Brandon Deaderick | DL | 6-4 | 305 | 25 | 3 | Alabama | D7b-10 |
| 74 | Kyle Love | DL | 6-1 | 315 | 26 | 3 | Mississippi State | FA-10 |
| 75 | Vince Wilfork | DL | 6-2 | 325 | 31 | 9 | Miami (Fla.) | D1a-04 |
| 76 | Sebastian Vollmer | T | 6-8 | 320 | 28 | 4 | Houston | D2d-09 |
| 77 | Nate Solder | T | 6-8 | 320 | 24 | 2 | Colorado | D1-11 |
| 81 | Aaron Hernandez | TE | 6-1 | 245 | 23 | 3 | Florida | D4-10 |
| 83 | Wes Welker | WR | 5-9 | 185 | 31 | 9 | Texas Tech | TR(MIA)-07 |
| 84 | Deion Branch | WR | 5-9 | 195 | 33 | 11 | Louisville | FA-12 |
| 85 | Brandon Lloyd | WR | 6-0 | 200 | 31 | 10 | Illinois | UFA(STL)-12 |
| 86 | Daniel Fells | TE | 6-4 | 265 | 29 | 6 | UC Davis | UFA(DEN)-12 |
| 87 | Rob Gronkowski | TE | 6-6 | 265 | 23 | 3 | Arizona | D2a-10 |
| 90 | Niko Koutouvides | LB | 6-2 | 245 | 31 | 9 | Purdue | FA-12 |
| 92 | Jake Bequette | DE | 6-5 | 265 | 23 | R | Arkansas | D3-12 |
| 94 | Justin Francis | DL | 6-4 | 270 | 23 | R | Rutgers | FA-12 |
| 95 | Chandler Jones | DE | 6-5 | 260 | 22 | R | Syracuse | D1a-12 |
| 96 | Jermaine Cunningham | DE | 6-3 | 255 | 24 | 3 | Florida | D2b-10 |
| 97 | Ron Brace | DL | 6-3 | 330 | 26 | 4 | Boston College | D2b-09 |
| 99 | Trevor Scott | DE | 6-5 | 250 | 28 | 5 | Buffalo | UFA(OAK)-12 |

PRACTICE SQUAD

| # | NAME | POS | HT | WT | AGE | YR | COLLEGE | ACQ. |
|----|------------------|-----|------|-----|-----|----|------------------|--------|
| 13 | Tony Logan | WR | 5-10 | 180 | 23 | R | Maryland | FA-12 |
| 17 | Jeremy Ebert | WR | 6-0 | 195 | 23 | R | Northwestern | D7b-12 |
| 41 | Malcolm Williams | CB | 5-11 | 205 | 25 | 2 | Texas Christian | D7-11 |
| 53 | Jeff Tarpinian | LB | 6-3 | 240 | 25 | 2 | Iowa | FA-11 |
| 60 | Jeremiah Warren | OL | 6-4 | 320 | 25 | R | South Florida | FA-12 |
| 69 | Colin Miller | OL | 6-3 | 300 | 25 | 1 | Central Michigan | FA-12 |
| 98 | Marcus Forston | DL | 6-3 | 305 | 23 | R | Miami (Fla.) | FA-12 |

RESERVE/DID NOT REPORT

| # | NAME | POS | HT | WT | AGE | YR | COLLEGE | ACQ. |
|----|--------------|-----|-----|-----|-----|----|-------------|-------|
| 54 | Brian Waters | G | 6-3 | 320 | 35 | 13 | North Texas | FA-11 |

RESERVE/P.U.P. LIST

| # | NAME | POS | HT | WT | AGE | YR | COLLEGE | DATE |
|----|--------------|-----|-----|-----|-----|----|------------|-----------|
| 88 | Jake Ballard | TE | 6-6 | 275 | 25 | 2 | Ohio State | (8/27/12) |
| 91 | Myron Pryor | DL | 6-1 | 305 | 26 | 4 | Kentucky | (8/27/12) |

EXEMPT/LEFT SQUAD

| # | NAME | POS | HT | WT | AGE | YR | COLLEGE | ACQ. |
|----|----------------|-----|-----|-----|-----|----|----------|-------|
| 42 | Tony Fiammetta | FB | 6-0 | 250 | 26 | 4 | Syracuse | FA-12 |

RESERVE/INJURED LIST

| # | NAME | POS | HT | WT | AGE | YR | COLLEGE | INJURY (IR date) |
|----|-------------------|-----|------|-----|-----|----|---------------|--------------------|
| 11 | Julian Edelman | WR | 5-10 | 200 | 26 | 4 | Kent State | foot (12/4/12) |
| 19 | Donte' Stallworth | WR | 6-0 | 200 | 32 | 10 | Tennessee | ankle (12/11/12) |
| 21 | Ras-I Dowling | CB | 6-1 | 210 | 24 | 2 | Virginia | thigh (10/26/12) |
| 26 | Will Allen | CB | 5-10 | 195 | 34 | 12 | Syracuse | knee (8/27/12) |
| 30 | Josh Barrett | S | 6-2 | 225 | 28 | 5 | Arizona State | groin (8/27/12) |
| 42 | Jeff Demps | RB | 5-7 | 191 | 22 | R | Florida | knee (8/31/12) |
| 46 | Spencer Larsen | FB | 6-2 | 245 | 28 | 5 | Arizona | knee (8/27/12) |
| 52 | Dane Fletcher | LB | 6-2 | 245 | 26 | 3 | Montana State | knee (8/14/12) |
| 69 | Kyle Hix | OL | 6-7 | 315 | 24 | 2 | Texas | shoulder (8/21/12) |
| 71 | Jamey Richard | OL | 6-5 | 295 | 28 | 5 | Buffalo | head (8/2/12) |
| 82 | Brad Herman | TE | 6-5 | 255 | 22 | R | Iowa | Achilles (6/12/12) |

RESERVE/MILITARY LIST

| # | NAME | POS | HT | WT | AGE | YR | COLLEGE | DATE |
|----|------------|-----|-----|-----|-----|----|---------|-----------|
| 15 | Shun White | WR | 5-8 | 195 | 27 | 1 | Navy | (8/17/09) |



2012 Transactions

UPDATED: December 24, 2012

JANUARY, 2012

| | | |
|-----------|----------------|--------------------------|
| 1/12/2012 | Hartline, Mike | Signed a future contract |
|-----------|----------------|--------------------------|

FEBRUARY, 2012

| | | |
|-----------|-------------------|--------------------------|
| 2/7/2012 | Carter, Markell | Signed a future contract |
| 2/7/2012 | Davis, Britt | Signed a future contract |
| 2/7/2012 | Kopa, Matt | Signed a future contract |
| 2/7/2012 | Lavaras, Aaron | Signed a future contract |
| 2/7/2012 | Rivera, Mike | Signed a future contract |
| 2/7/2012 | Underwood, Tiquan | Signed a future contract |
| 2/7/2012 | Ventrone, Ross | Signed a future contract |
| 2/14/2012 | Kettani, Eric | Signed a future contract |
| 2/22/2012 | Ohmberger, Rich | Released |
| 2/22/2012 | Wright, Mike | Released |

MARCH, 2012

| | | |
|-----------|--------------------|-----------------------------|
| 3/5/2012 | Welker, Wes | Designated Franchise Player |
| 3/13/2012 | Hoyer, Brian | Tendered contract |
| 3/13/2012 | Love, Kyle | Tendered contract |
| 3/15/2012 | Slater, Matthew | Signed |
| 3/15/2012 | Harrison, Marcus | Signed |
| 3/16/2012 | Gregory, Steve | Signed |
| 3/16/2012 | White, Tracy | Signed |
| 3/17/2012 | Gonzalez, Anthony | Signed |
| 3/19/2012 | Cole, Marquice | Signed |
| 3/19/2012 | Scott, Trevor | Signed |
| 3/20/2012 | Connolly, Dan | Signed |
| 3/20/2012 | Fanene, Jonathan | Signed |
| 3/20/2012 | Fells, Daniel | Signed |
| 3/20/2012 | Lloyd, Brandon | Signed |
| 3/20/2012 | Cox, Christian | Released |
| 3/21/2012 | Allen, Will | Signed |
| 3/21/2012 | Gallery, Robert | Signed |
| 3/23/2012 | Hoyer, Brian | Signed |
| 3/23/2012 | Stallworth, Donte' | Signed |
| 3/26/2012 | Polite, Lousaka | Released |
| 3/30/2012 | Branch, Deion | Signed |
| 3/30/2012 | Fiammetta, Tony | Signed |
| 3/30/2012 | Larsen, Spencer | Signed |

APRIL, 2012

| | | |
|-----------|-------------------|---------|
| 4/5/2012 | Carpenter, Bobby | Signed |
| 4/16/2012 | Koppen, Dan | Signed |
| 4/16/2012 | Koepllin, Chris | Signed |
| 4/26/2012 | Jones, Chandler | Drafted |
| 4/26/2012 | Hightower, Dont'a | Drafted |
| 4/27/2012 | Wilson, Tavon | Drafted |
| 4/27/2012 | Bequette, Jake | Drafted |
| 4/28/2012 | Ebner, Nate | Drafted |
| 4/28/2012 | Dennard, Alfonzo | Drafted |
| 4/28/2012 | Ebert, Jeremy | Drafted |

MAY, 2012

| | | |
|-----------|-------------------|--------------------------|
| 5/3/2012 | Warren, Gerard | Signed |
| 5/3/2012 | Underwood, Tiquan | Released |
| 5/7/2012 | Light, Matt | Announced his retirement |
| 5/7/2012 | Gaffney, Jabar | Signed |
| 5/10/2012 | Addai, Joseph | Signed |
| 5/10/2012 | Bolden, Brandon | Signed |
| 5/10/2012 | Forston, Marcus | Signed |
| 5/10/2012 | Francis, Justin | Signed |
| 5/10/2012 | Herman, Brad | Signed |
| 5/10/2012 | Roark, Matt | Signed |
| 5/10/2012 | Warren, Jeremiah | Signed |
| 5/10/2012 | Zusevics, Markus | Signed |
| 5/15/2012 | Wilson, Tavon | Signed/Draft Choice |
| 5/15/2012 | Hartline, Mike | Released |
| 5/17/2012 | Ebert, Jeremy | Signed/Draft Choice |
| 5/18/2012 | Opperud, Jon | Signed |
| 5/21/2012 | Ebner, Nate | Signed/Draft Choice |
| 5/21/2012 | Welker, Wes | Signed Franchise Tender |
| 5/23/2012 | Jones, Chandler | Signed/Draft Choice |
| 5/29/2012 | Dennard, Alfonzo | Signed/Draft Choice |
| 5/29/2012 | Melillo, Nick | Signed |
| 5/29/2012 | Richard, Jamey | Signed |
| 5/29/2012 | Gonzalez, Anthony | Released |

JUNE, 2012

| | | |
|-----------|-----------------|---------------------------|
| 6/7/2012 | Scaife, Bo | Signed |
| 6/7/2012 | Carter, Markell | Released |
| 6/7/2012 | Melillo, Nick | Released |
| 6/7/2012 | Ochocinco, Chad | Released |
| 6/7/2012 | Opperud, Jon | Released |
| 6/11/2012 | Holley, Jesse | Signed |
| 6/11/2012 | Ingersoll, Mike | Signed |
| 6/11/2012 | Urban, Tyler | Signed |
| 6/12/2012 | Ballard, Jake | Claimed off Waivers (NYG) |

Continued

June, 2012

| | | |
|-----------|-----------------|--------------------------------------|
| 6/12/2012 | Herman, Brad | Placed on Reserve/Injured (Achilles) |
| 6/15/2012 | Bequette, Jake | Signed/Draft Choice |
| 6/19/2012 | Ingersoll, Mike | Released |
| 6/19/2012 | Scaife, Bo | Released |
| 6/22/2012 | Ihedigbo, James | Signed |

July, 2012

| | | |
|-----------|--------------------|---------------------|
| 7/19/2012 | Hightower, Don't'a | Signed/Draft Choice |
| 7/20/2012 | Roark, Matt | Released |
| 7/23/2012 | Love, Kyle | Signed |
| 7/25/2012 | Bulman, Tim | Signed |
| 7/25/2012 | Shiancoe, Visanthe | Signed |
| 7/25/2012 | Addai, Joseph | Released |
| 7/27/2012 | Weems, Darriion | Signed |

August, 2012

| | | |
|-----------|--------------------|--------------------------------------|
| 8/2/2012 | Dennis, Derek | Signed |
| 8/2/2012 | Waldron, Dustin | Claimed off Waivers (MIA) |
| 8/2/2012 | Richard, Jamey | Placed on Reserve/Injured (head) |
| 8/4/2012 | Huggins, Kareem | Signed |
| 8/4/2012 | Martin, Derrick | Signed |
| 8/4/2012 | Gallery, Robert | Announced his retirement |
| 8/4/2012 | Fiammetta, Tony | Placed on Exempt/Left Squad |
| 8/5/2012 | Huggins, Kareem | Released |
| 8/8/2012 | Hill, Kyle | Signed |
| 8/14/2012 | Davis, Britt | Released |
| 8/14/2012 | Fletcher, Dane | Placed on Reserve/Injured (knee) |
| 8/17/2012 | Demps, Jeff | Signed |
| 8/21/2012 | Hix, Kyle | Placed on Reserve/Injured (shoulder) |
| 8/21/2012 | Fanene, Jonathan | Released |
| 8/21/2012 | Hill, Kyle | Released |
| 8/21/2012 | Koepllin, Chris | Released |
| 8/27/2012 | Ballard, Jake | Placed on Reserve/PUP |
| 8/27/2012 | Pryor, Myron | Placed on Reserve/PUP |
| 8/27/2012 | Zusevics, Markus | Placed on Reserve/N.F.I. |
| 8/27/2012 | Allen, Will | Placed on Reserve/Injured (knee) |
| 8/27/2012 | Barrett, Josh | Placed on Reserve/Injured (groin) |
| 8/27/2012 | Larsen, Spencer | Placed on Reserve/Injured (knee) |
| 8/27/2012 | Bulman, Tim | Released |
| 8/27/2012 | Gaffney, Jabar | Released |
| 8/27/2012 | Stallworth, Donte' | Released |
| 8/27/2012 | Ventrone, Ross | Released |
| 8/27/2012 | Warren, Gerard | Released |
| 8/27/2012 | Taylor, Kerry | Claimed off Waivers (MIN) |
| 8/31/2012 | Demps, Jeff | Placed on Reserve/Injured (knee) |
| 8/31/2012 | Branch, Deion | Released |
| 8/31/2012 | Brown, Sergio | Released |
| 8/31/2012 | Dennis, Derek | Released |
| 8/31/2012 | Ebert, Jeremy | Released |
| 8/31/2012 | Harrison, Marcus | Released |
| 8/31/2012 | Holley, Jesse | Released |
| 8/31/2012 | Hoyer, Brian | Released |
| 8/31/2012 | Ihedigbo, James | Released |
| 8/31/2012 | Kettani, Eric | Released |
| 8/31/2012 | Kopa, Matt | Released |
| 8/31/2012 | Koppen, Dan | Released |
| 8/31/2012 | Koutouvides, Niko | Released |
| 8/31/2012 | Lavaras, Aaron | Released |
| 8/31/2012 | Martin, Derrick | Released |
| 8/31/2012 | Silvestro, Alex | Released |
| 8/31/2012 | Tarpinian, Jeff | Released |
| 8/31/2012 | Taylor, Kerry | Released |
| 8/31/2012 | Urban, Tyler | Released |
| 8/31/2012 | Waldron, Dustin | Released |
| 8/31/2012 | Warren, Jeremiah | Released |
| 8/31/2012 | Weems, Darriion | Released |
| 8/31/2012 | Williams, Malcolm | Released |

SEPTEMBER, 2012

| | | |
|----------|-----------------------|---|
| 9/1/2012 | Salas, Greg | Acquired via Trade (STL) |
| 9/1/2012 | Tennant, Matt | Claimed off Waivers (NO) |
| 9/1/2012 | Carpenter, Bobby | Released |
| 9/1/2012 | Austin, Thomas | Signed to the practice squad |
| 9/1/2012 | Kettani, Eric | Signed to the practice squad |
| 9/1/2012 | Kirkland, Sam | Signed to the practice squad |
| 9/1/2012 | Kopa, Matt | Signed to the practice squad |
| 9/1/2012 | Silvestro, Alex | Signed to the practice squad |
| 9/1/2012 | Tarpinian, Jeff | Signed to the practice squad |
| 9/1/2012 | Williams, Malcolm | Signed to the practice squad |
| 9/2/2012 | Develin, James | Signed to the practice squad |
| 9/4/2012 | Hilliard, Lex | Signed |
| 9/4/2012 | Tennant, Matt | Released |
| 9/5/2012 | Hoomanawanui, Michael | Signed |
| 9/5/2012 | Shiancoe, Visanthe | Placed on Reserve/Injured (designated for return) |
| 9/5/2012 | Taylor, Kerry | Signed to the practice squad |



2012 Transactions

Continued

SEPTEMBER, 2012

| | | |
|-----------|-------------------|----------------------------------|
| 9/5/2012 | Warren, Jeremiah | Signed to the practice squad |
| 9/5/2012 | Kettani, Eric | Released from the practice squad |
| 9/5/2012 | Kirkland, Sam | Released from the practice squad |
| 9/12/2012 | Quarles, Cyhl | Signed to the practice squad |
| 9/12/2012 | Silvestro, Alex | Released from the practice squad |
| 9/19/2012 | Branch, Deion | Signed |
| 9/19/2012 | Koutouvides, Niko | Signed |
| 9/19/2012 | Winslow, Kellen | Signed |
| 9/19/2012 | Hilliard, Lex | Released |
| 9/19/2012 | Rivera, Mike | Released |
| 9/19/2012 | Salas, Greg | Released |
| 9/20/2012 | Salas, Greg | Signed to the practice squad |
| 9/20/2012 | Taylor, Kerry | Released from the practice squad |
| 9/26/2012 | McClain, Terrell | Signed |
| 9/26/2012 | Forston, Marcus | Released |
| 9/27/2012 | Winslow, Kellen | Released |
| 9/28/2012 | Forston, Marcus | Signed to the practice squad |
| 9/28/2012 | Quarles, Cyhl | Released from the practice squad |
| 9/29/2012 | Tennant, Matt | Signed |

OCTOBER, 2012

| | | |
|------------|-------------------|-----------------------------------|
| 10/3/2012 | Carpenter, Bobby | Signed |
| 10/3/2012 | Silvestro, Alex | Signed to the practice squad |
| 10/3/2012 | McClain, Terrell | Released |
| 10/3/2012 | Austin, Thomas | Released from the practice squad |
| 10/20/2012 | Tarpinian, Jeff | Signed from the practice squad |
| 10/20/2012 | Tennant, Matt | Released |
| 10/26/2012 | Dowling, Ras-I | Placed on Reserve/Injured (thigh) |
| 10/27/2012 | Williams, Malcolm | Signed from the practice squad |
| 10/30/2012 | Carpenter, Bobby | Released |
| 10/31/2012 | Martin, Derrick | Signed |
| 10/31/2012 | Rivera, Mike | Signed |
| 10/31/2012 | Moore, Sterling | Released |
| 10/31/2012 | Silvestro, Alex | Released from the practice squad |

NOVEMBER, 2012

| | | |
|------------|--------------------|----------------------------------|
| 11/1/2012 | Talib, Aqib | Acquired via trade (TB) |
| 11/1/2012 | Fayson, Jarred | Signed to the practice squad |
| 11/2/2012 | Moore, Sterling | Signed to the practice squad |
| 11/6/2012 | Harris, Jerrell | Signed to the practice squad |
| 11/10/2012 | Shiancoe, Visanthe | Activated to the 53-man roster |
| 11/12/2012 | Tarpinian, Jeff | Released |
| 11/13/2012 | Petrus, Mitch | Signed |
| 11/13/2012 | Tarpinian, Jeff | Signed to the practice squad |
| 11/13/2012 | Harris, Jerrell | Released from the practice squad |
| 11/17/2012 | Talib, Aqib | Activated to the 53-man roster |
| 11/17/2012 | Salas, Greg | Signed from the practice squad |
| 11/17/2012 | Branch, Deion | Released |
| 11/17/2012 | Williams, Malcolm | Released |
| 11/17/2012 | Fayson, Jarred | Released from the practice squad |
| 11/19/2012 | Aiken, Kamar | Signed to the practice squad |
| 11/20/2012 | Williams, Malcolm | Signed to the practice squad |
| 11/22/2012 | Zusevics, Markus | Activated to the 53-man roster |
| 11/22/2012 | Salas, Greg | Released |
| 11/28/2012 | Develin, James | Signed from the practice squad |
| 11/28/2012 | Ebert, Jeremy | Signed to the practice squad |

DECEMBER, 2012

| | | |
|------------|--------------------|-----------------------------------|
| 12/4/2012 | Stallworth, Donte' | Signed |
| 12/4/2012 | Edelman, Julian | Placed on Reserve/Injured (foot) |
| 12/4/2012 | Petrus, Mitch | Released |
| 12/4/2012 | Draheim, Tommie | Signed to the practice squad |
| 12/4/2012 | Miller, Colin | Signed to the practice squad |
| 12/10/2012 | Bolden, Brandon | Activated to the 53-man roster |
| 12/11/2012 | Stallworth, Donte' | Placed on Reserve/Injured (ankle) |
| 12/11/2012 | Shiancoe, Visanthe | Released |
| 12/11/2012 | Draheim, Tommie | Released from the practice squad |
| 12/12/2012 | Branch, Deion | Signed |
| 12/12/2012 | Logan, Tony | Signed to the practice squad |
| 12/22/2012 | Aiken, Kamar | Signed from the practice squad |



2012 Positional Roster

December 24, 2012

| DEFENSE (26) | | | | | | | |
|-----------------------------------|-----------------------|-----|------|-----|------------|----|---|
| # | NAME | POS | HT | WT | BORN | YR | H.S. HOMETOWN |
| DEFENSIVE LINE (10) | | | | | | | |
| 92 | Bequette, Jake | DE | 6-5 | 265 | 2/21/1989 | R | Arkansas Little Rock, Ark. |
| 97 | Brace, Ron | DL | 6-3 | 330 | 12/18/1986 | 4 | Boston College Worcester, Mass. |
| 96 | Cunningham, Jermaine | DE | 6-3 | 255 | 4/24/1988 | 3 | Florida Stone Mountain, Ga. |
| 71 | Deaderick, Brandon | DL | 6-4 | 305 | 8/19/1987 | 3 | Alabama Elizabethtown, Ky. |
| 94 | Francis, Justin | DL | 6-4 | 270 | 2/8/1989 | R | Rutgers Opa-Locka, Fla. |
| 95 | Jones, Chandler | DE | 6-5 | 260 | 2/27/1990 | R | Syracuse Endicott, N.Y. |
| 74 | Love, Kyle | DL | 6-1 | 315 | 11/18/1986 | 3 | Mississippi State Fairburn, Ga. |
| 99 | Scott, Trevor | DE | 6-5 | 250 | 8/30/1984 | 5 | Buffalo Potsdam, N.Y. |
| 50 | Ninkovich, Rob | DL | 6-2 | 260 | 2/1/1984 | 7 | Purdue Blue Island, Ill. |
| 75 | Wilfork, Vince | DL | 6-2 | 325 | 11/4/1981 | 9 | Miami (Fla.) Boynton Beach, Fla. |
| LINEBACKER (6) | | | | | | | |
| 54 | Hightower, Dont'a | LB | 6-3 | 270 | 3/12/1990 | R | Alabama Lewisburg, Tenn. |
| 90 | Koutouvidis, Niko | LB | 6-2 | 245 | 3/25/1981 | 9 | Purdue New Britain, Conn. |
| 51 | Mayo, Jerod | LB | 6-1 | 250 | 2/23/1986 | 5 | Tennessee Hampton, Va. |
| 59 | Rivera, Mike | LB | 6-2 | 255 | 1/10/1986 | 1 | Kansas Shawnee Mission, Kan. |
| 55 | Spikes, Brandon | LB | 6-2 | 255 | 9/3/1987 | 3 | Florida Shelby, N.C. |
| 58 | White, Tracy | LB | 6-0 | 235 | 4/14/1981 | 10 | Howard St. Stephen, S.C. |
| DEFENSIVE BACK (10) | | | | | | | |
| 24 | Arrington, Kyle | CB | 5-10 | 195 | 8/12/1986 | 4 | Hofstra Accokeek, Md. |
| 25 | Chung, Patrick | S | 5-11 | 210 | 8/19/1987 | 4 | Oregon Rancho Cucamonga, Calif. |
| 23 | Cole, Marquice | CB | 5-10 | 195 | 11/13/1983 | 4 | Northwestern Hazel Crest, Ill. |
| 37 | Dennard, Alfonso | CB | 5-10 | 200 | 9/9/1989 | R | Nebraska Rochelle, Ga. |
| 43 | Ebner, Nate | DB | 6-0 | 210 | 12/14/1988 | R | Ohio State Dublin, Ohio |
| 28 | Gregory, Steve | S | 5-11 | 200 | 1/8/1983 | 7 | Syracuse Staten Island, N.Y. |
| 26 | Martin, Derrick | S | 5-10 | 203 | 5/16/1985 | 7 | Wyoming Denver, Co. |
| 32 | McCourt, Devin | DB | 5-10 | 195 | 8/13/1987 | 3 | Rutgers Montvale, N.J. |
| 31 | Talib, Aqib | CB | 6-1 | 205 | 2/13/1986 | 5 | Kansas Richardson, Texas |
| 27 | Wilson, Tavon | DB | 6-0 | 210 | 3/19/1990 | R | Illinois Washington, D.C. |
| OFFENSE (25) | | | | | | | |
| # | NAME | POS | HT | WT | BORN | YR | H.S. HOMETOWN |
| OFFENSIVE LINE (9) | | | | | | | |
| 61 | Cannon, Marcus | OL | 6-5 | 340 | 5/6/1988 | 2 | Texas Christian Odessa, Texas |
| 63 | Connolly, Dan | OL | 6-4 | 310 | 9/2/1982 | 7 | Southeast Missouri St. St. Louis, Mo. |
| 70 | Mankins, Logan | G | 6-4 | 310 | 3/10/1982 | 8 | Fresno State Catheys Valley, Calif. |
| 65 | McDonald, Nick | OL | 6-4 | 305 | 6/27/1987 | 3 | Grand Valley State Sterling Heights, Mich. |
| 77 | Solder, Nate | T | 6-8 | 320 | 4/12/1988 | 2 | Colorado Buena Vista, Co. |
| 64 | Thomas, Donald | OL | 6-4 | 305 | 9/25/1985 | 5 | Connecticut New Haven, Conn. |
| 76 | Vollmer, Sebastian | T | 6-8 | 320 | 7/10/1984 | 4 | Houston Kaarst, Germany |
| 62 | Wendell, Ryan | OL | 6-2 | 300 | 3/4/1986 | 4 | Fresno State Diamond Bar, Calif. |
| 66 | Zusevics, Markus | OL | 6-5 | 300 | 4/25/1989 | R | Iowa Arlington Heights, Ill. |
| QUARTERBACK (2) | | | | | | | |
| 12 | Brady, Tom | QB | 6-4 | 225 | 8/3/1977 | 13 | Michigan San Mateo, Calif. |
| 15 | Mallett, Ryan | QB | 6-6 | 245 | 6/5/1988 | 2 | Arkansas Texarkana, Texas |
| WIDE RECEIVER (5) | | | | | | | |
| 16 | Aiken, Kamar | WR | 6-2 | 213 | 5/30/1989 | 2 | Central Florida Hollywood, Fla. |
| 84 | Branch, Deion | WR | 5-9 | 195 | 7/18/1979 | 11 | Louisville Albany, Ga. |
| 85 | Lloyd, Brandon | WR | 6-0 | 200 | 7/5/1981 | 10 | Illinois Blue Springs, Mo. |
| 18 | Slater, Matthew | WR | 6-0 | 210 | 9/9/1985 | 5 | UCLA Anaheim, Calif. |
| 83 | Welker, Wes | WR | 5-9 | 185 | 5/1/1981 | 9 | Texas Tech Oklahoma City, Okla. |
| RUNNING BACK (5) | | | | | | | |
| 38 | Bolden, Brandon | RB | 5-11 | 220 | 1/26/1990 | R | Mississippi Baton Rouge, La. |
| 46 | Develin, James | RB | 6-3 | 251 | 7/23/1988 | 1 | Brown Gibbstville, Pa. |
| 22 | Ridley, Stevan | RB | 5-11 | 220 | 1/27/1989 | 2 | Louisiana State Natchez, Miss. |
| 34 | Vereen, Shane | RB | 5-9 | 205 | 5/2/1989 | 2 | California Valencia, Calif. |
| 39 | Woodhead, Danny | RB | 5-8 | 200 | 1/25/1985 | 5 | Chadron State North Platte, Ne. |
| TIGHT END (4) | | | | | | | |
| 86 | Fells, Daniel | TE | 6-4 | 265 | 9/23/1983 | 6 | UC Davis Fullerton, Calif. |
| 87 | Gronkowski, Rob | TE | 6-6 | 265 | 5/14/1989 | 3 | Arizona Pittsburgh, Pa. |
| 81 | Hernandez, Aaron | TE | 6-1 | 245 | 11/6/1989 | 3 | Florida Bristol, Conn. |
| 47 | Hoomanawanui, Michael | TE | 6-4 | 263 | 7/4/1988 | 3 | Illinois Bloomington, Ill. |
| SPECIALISTS (3) | | | | | | | |
| # | NAME | POS | HT | WT | BORN | YR | H.S. HOMETOWN |
| SPECIALISTS (3) | | | | | | | |
| 48 | Aiken, Danny | LS | 6-4 | 260 | 8/28/1988 | 2 | Virginia Roanoke, Va. |
| 3 | Gostkowski, Stephen | K | 6-1 | 215 | 1/28/1984 | 7 | Memphis Madison, Miss. |
| 14 | Mesko, Zoltan | P | 6-5 | 230 | 3/6/1986 | 3 | Michigan Twinsburg, Ohio |
| RESERVE/DID NOT REPORT (1) | | | | | | | |
| # | NAME | POS | HT | WT | BORN | YR | H.S. HOMETOWN |
| RESERVE/DID NOT REPORT (1) | | | | | | | |
| 54 | Waters, Brian | G | 6-3 | 320 | 2/18/1977 | 13 | North Texas Waxahachie, Texas |
| RESERVE/P.U.P. LIST (2) | | | | | | | |
| # | NAME | POS | HT | WT | BORN | YR | H.S. HOMETOWN |
| RESERVE/P.U.P. LIST (2) | | | | | | | |
| 88 | Ballard, Jake | TE | 6-6 | 275 | 12/21/1987 | 2 | Ohio State Springboro, Ohio |
| 91 | Pryor, Myron | DL | 6-1 | 305 | 6/13/1986 | 4 | Kentucky Louisville, Ky. |
| EXEMPT/LEFT SQUAD (1) | | | | | | | |
| # | NAME | POS | HT | WT | BORN | YR | H.S. HOMETOWN |
| EXEMPT/LEFT SQUAD (1) | | | | | | | |
| 42 | Fiammetta, Tony | FB | 6-0 | 250 | 8/22/1986 | 4 | Syracuse Walkersville, Md. |
| RESERVE/INJURED (11) | | | | | | | |
| # | NAME | POS | HT | WT | BORN | YR | H.S. HOMETOWN |
| RESERVE/INJURED (11) | | | | | | | |
| 26 | Allen, Will | CB | 5-10 | 195 | 8/5/1978 | 12 | Syracuse Syracuse, N.Y. |
| 30 | Barrett, Josh | S | 6-2 | 225 | 11/22/1984 | 5 | Arizona State Reno, Nev. |
| 42 | Demps, Jeff | RB | 5-7 | 191 | 1/8/1990 | R | Florida Groveland, Fla. |
| 21 | Dowling, Ras-I | CB | 6-1 | 210 | 5/9/1988 | 2 | Virginia Chesapeake, Va. |
| 11 | Edelman, Julian | WR | 5-10 | 200 | 5/22/1986 | 4 | Kent State Redwood City, Calif. |
| 52 | Fletcher, Dane | LB | 6-2 | 245 | 9/14/1986 | 3 | Montana State Bozeman, Mont. |
| 82 | Herman, Brad | TE | 6-5 | 255 | 12/29/1989 | R | Iowa Metamora, Ill. |
| 69 | Hix, Kyle | OL | 6-7 | 315 | 9/23/1988 | 2 | Texas Aledo, Tex. |
| 46 | Larsen, Spencer | FB | 6-2 | 245 | 3/4/1984 | 5 | Arizona Gilbert, Ariz. |
| 71 | Richard, Jamey | OL | 6-5 | 295 | 10/9/1984 | 5 | Buffalo Weston, Conn. |
| 19 | Stallworth, Donte' | WR | 6-0 | 200 | 11/10/1980 | 10 | Tennessee Sacramento, Calif. |
| RESERVE/MILITARY (1) | | | | | | | |
| # | NAME | POS | HT | WT | BORN | YR | H.S. HOMETOWN |
| RESERVE/MILITARY (1) | | | | | | | |
| 15 | White, Shun | WR | 5-8 | 195 | 12/9/1985 | 1 | Navy Memphis, Tenn. |



How The Patriots Were Built

UPDATED: December 24, 2012

| <u>YEAR</u> | <u>DRAFTEES (27)</u> | <u>VETERAN FREE AGENTS (16)</u> | <u>WAIVERS (1) / TRADES (3)</u> | <u>ROOKIE AND FIRST-YEAR FREE AGENTS (7)</u> |
|-------------|--|--|-------------------------------------|--|
| 2000 | Tom Brady (6b) | | | |
| 2004 | Vince Wilfork (1a) | | | |
| 2005 | Logan Mankins (1) | | | |
| 2006 | Stephen Gostkowski (4b) | | | |
| 2007 | | | Wes Welker (fa)(tr-MIA) | |
| 2008 | Jerod Mayo (1) Matthew Slater (5) | Dan Connolly (fa)(JAX) | | Ryan Wendell (fa) |
| 2009 | Patrick Chung (2a) Ron Brace (2b) Sebastian Vollmer (2d) | Rob Ninkovich (5)(NO) | | Kyle Arrington (fa) (PHI) |
| 2010 | Devin McCourty (1) Rob Gronkowski (2a) Jermaine Cunningham (2b) Brandon Spikes (2c) Aaron Hernandez (4) Zoltan Mesko (5) Brandon Deaderick (7) | Danny Woodhead (fa)(NYJ) | Tracy White (fa) (tr-PHI) | Kyle Love (fa) |
| 2011 | Nate Solder (1) Shane Vereen (2b) Stevan Ridley (3a) Ryan Mallett (3b) Marcus Cannon (5a) | Nick McDonald (fa)(GB) Donald Thomas (6)(MIA) | Danny Aiken (fa) CW (BUF) | |
| 2012 | Chandler Jones (1a) Dont'a Hightower (1b) Tavon Wilson (2) Jake Bequette (3) Nate Ebner (6) Alfonzo Dennard (7a) | Kamar Aiken (fa) (BUF) Deion Branch (2)(NE) Marquice Cole (fa)(OAK) Daniel Fells (fa)(ATL) Steve Gregory (fa)(SD) Michael Hoomanawanui (5)(STL) Niko Koutouvides (4)(SEA) Brandon Lloyd (4)(SF) Derrick Martin (6)(BAL) Mike Rivera (fa) Trevor Scott (6)(OAK) | Aqib Talib (1) (tr-TB) | Brandon Bolden (fa) James Develin (fa) Justin Francis (fa) Markus Zusevics (fa) |

NOTE: Team in parenthesis is the player's prior team
(#) – indicates round drafted
(fa) – indicates non-drafted free agents

RESERVE/INJURED (11)

Will Allen (1) (NYG)
Josh Barrett (7) CW (DEN)
Jeff Demps (fa)
Ras-I Dowling (2)
Julian Edelman (7a)
Dane Fletcher (fa)
Brad Herman (fa)
Kyle Hix (fa)
Spencer Larsen (6) (DEN)
Jamey Richard (7)(IND)
Donte' Stallworth (1)(NO)
RESERVE/DID NOT REPORT (1)
Brian Waters (fa)(DAL)

RESERVE/MILITARY (1)

Shun White (fa)
EXEMPT/LEFT SQUAD (1)
Tony Fiammetta (4)(CAR)
RESERVE/P.U.P. LIST (2)
Jake Ballard (fa) CW (NYG)
Myron Pryor (6b)



UNOFFICIAL DEPTH CHART

Unofficial depth chart compiled by Patriots media relations, December 24, 2012

OFFENSE

| | | |
|---------------------------------|--------------------------|--|
| WR: 83 Wes Welker | 84 Deion Branch | 16 Kamar Aiken |
| LT: 77 Nate Solder | 61 Marcus Cannon | |
| LG: 70 Logan Mankins | 64 Donald Thomas | |
| C: 62 Ryan Wendell | 65 Nick McDonald | |
| RG: 63 Dan Connolly | 65 Nick McDonald | <u>66 Markus Zusevics</u> |
| RT: 76 Sebastian Vollmer | 61 Marcus Cannon | |
| TE: 87 Rob Gronkowski | 81 Aaron Hernandez | 86 Daniel Fells 47 Michael Hoomanawanui |
| WR: 85 Brandon Lloyd | 18 Matthew Slater | |
| QB: 12 Tom Brady | 15 Ryan Mallett | |
| RB: 39 Danny Woodhead | 34 Shane Vereen | 46 James Develin |
| RB: 22 Stevan Ridley | <u>38 Brandon Bolden</u> | |

DEFENSE

| | | |
|---------------------------------------|--------------------------|-------------------------|
| LE: 50 Rob Ninkovich | 99 Trevor Scott | <u>92 Jake Bequette</u> |
| DT: 75 Vince Wilfork | 97 Ron Brace | |
| DT: 74 Kyle Love | <u>94 Justin Francis</u> | |
| RE: <u>95 Chandler Jones</u> | 96 Jermaine Cunningham | 71 Brandon Deaderick |
| LB: 51 Jerod Mayo | 59 Mike Rivera | |
| LB: 55 Brandon Spikes | 90 Niko Koutouvides | |
| LB: <u>54 Dont'a Hightower</u> | 58 Tracy White | |
| LCB: 31 Aqib Talib | 23 Marquice Cole | |
| RCB: <u>37 Alfonzo Dennard</u> | 24 Kyle Arrington | |
| S: 28 Steve Gregory | <u>27 Tavon Wilson</u> | <u>43 Nate Ebner</u> |
| S: 32 Devin McCourty | 25 Patrick Chung | 26 Derrick Martin |

SPECIAL TEAMS

| | |
|--------------------------------|-------------------|
| K: 3 Stephen Gostkowski | |
| P: 14 Zoltan Mesko | |
| H: 14 Zoltan Mesko | |
| PR: 83 Wes Welker | |
| KR: 32 Devin McCourty | 18 Matthew Slater |
| LS: 48 Danny Aiken | |

PRONUNCIATION GUIDE

| | | | |
|----------------------|---------------------------|-------------------|----------------------|
| Jake Bequette | BECK-it | Jerod Mayo | je-ROD |
| Marquice Cole | mar-KWEECE | Zoltan Mesko | ZOLE-tahn |
| Brandon Deaderick | DEAD-er-rick | Stevan Ridley | STEE-ven |
| Alfonzo Dennard | DENN-erd | Visanthe Shiancoe | vi-sahn-TAY SHANK-oh |
| Nate Ebner | EBB-ner | Nate Solder | SOLD-er |
| Stephen Gostkowski | gust-OW-ski | Aqib Talib | Uh-keeb TUH-leeB |
| Dont'a Hightower | don-TAY | Shane Vereen | vuh-REEN |
| Michael Hoomanawanui | Ho-oh-mah-nah-wah-noo-wee | Ryan Wendell | WHEN-dell |
| Niko Koutouvides | NEE-koh KOO-tah-VEE-dees | Tavon Wilson | TAY-von |
| | | Markus Zusevics | ZOOZ-uh-vicks |