



CONTACT: Ryan Robinson, J.P. Shad-
rick, Katie Vaughn, Dan Edwards
(904) 633-6590 FAX (904) 633-6055



December 18, 2012

JAGUARS BATTLE NEW ENGLAND IN HOME FINALE

THIS WEEK'S SCHEDULE

Wednesday, December 19

11:00 a.m. Bill Belichick
conference call
11:45 a.m. - 12:30 p.m. Players available
12:30 p.m. Mike Mularkey available
1:30 p.m. - 2:00 p.m. Practice open to media
3:30 p.m. Wes Welker
conference call

Thursday, December 20

11:20 a.m. - 11:50 p.m. Practice open to media
1:30 p.m. Coordinator available
1:45 p.m. - 2:30 p.m. Players available

Friday, December 21

11:20 a.m. - 11:50 a.m. Practice open to media
12:45 p.m. - 1:30 p.m. Players available

2012 REGULAR SEASON SCHEDULE

Sept. 9	at Minnesota	1:00	L, 23-26 (OT)
Sept. 16	HOUSTON	1:00	L, 7-27
Sept. 23	at Indianapolis	1:00	W, 22-17
Sept. 30	CINCINNATI	4:05	L, 10-27
Oct. 7	CHICAGO	4:05	L, 3-41
Oct. 14	Open Date		
Oct. 21	at Oakland	4:25	L, 23-26 (OT)
Oct. 28	at Green Bay	1:00	L, 15-24
Nov. 4	DETROIT	1:00	L, 14-31
Nov. 8	INDIANAPOLIS	8:20	L, 10-27
Nov. 18	at Houston	1:00	L, 37-43 (OT)
Nov. 25	TENNESSEE	1:00	W, 24-19
Dec. 2	at Buffalo	1:00	L, 18-34
Dec. 9	N.Y. JETS	1:00	L, 10-17
Dec. 16	at Miami	1:00	L, 3-24
Dec. 23	NEW ENGLAND	1:00	
Dec. 30	at Tennessee	1:00	

HOME GAMES IN CAPS
ALL TIMES ARE JACKSONVILLE TIME

JAGUARS 2012 MEDIA GUIDE: The Jaguars' 2012 media guide is online and will be updated throughout the season. Media can access the media guide at <http://mediaguide.jaguars.com>.

NEXT UP: The Jaguars conclude the 2012 season with a trip to AFC South rival Tennessee on Sunday, December 30. Kickoff is set for 1:00 p.m. ET. The Jaguars defeated the Titans, 24-19, on Nov. 25 at EverBank Field.

JACKSONVILLE JAGUARS (2-11) VS. NEW ENGLAND PATRIOTS (10-4)

Sunday, December 23 ■ EverBank Field (67,246) ■ 1:00 p.m. ET

The Jaguars wrap up the home portion of their schedule on Sunday, December 23 against New England at 1:00 p.m. ET. It marks the fourth consecutive game against an AFC East opponent and the 13th time in franchise history the club will play a participant from the previous Super Bowl in the regular season.

The Jaguars own a 9-8 mark in their final regular season home game including a win in 2011 against Indianapolis. The Jaguars close out the 2012 regular season schedule on the road at Tennessee on Sunday, December 30. It marks the sixth time in the last seven seasons the Jaguars finish on the road and 12th time in 17 seasons.

The Jaguars dropped to 2-12 with a third consecutive loss as they fell 24-3 at Miami last Sunday. The Jaguars were held scoreless following their opening possession and matched their season-high with 10 penalties. Three-time Pro Bowl running back **Maurice Jones-Drew** missed his eighth straight game since injuring his foot at Oakland on Oct. 21 and his status will be updated on Wednesday. Second-year WR **Cecil Shorts**, the club's leading receiver, finished with 101 yards on six receptions against the Dolphins in his return from a concussion. Shorts has four 100-yard receiving games in 2012, the most by a Jaguar since 2004, and he is 75 yards shy of becoming the franchise's first 1,000-yard receiver since 2005. Rookie WR **Justin Blackmon** continues to progress as he leads the team with a franchise rookie record 51 receptions for 707 yards and three touchdowns. Ninth-year DE **Jason Babin** was claimed off waivers from Philadelphia on Nov. 28 and he started the last three games. Babin, who has 55.5 career sacks, led the Eagles with 5.5 sacks in the first 11 games this season and has a sack/forced fumble in each of the last two games for the Jaguars.

Of the 22 projected starters heading into the season, 11 of those players have missed a combined 70 games due to injuries. The Jaguars have started four different running backs and four different left guards through 14 games due to injuries. The Jaguars have 10 players on their current roster who were not with the team for the season-opener including two starters (**Babin, Austin Pasztor**).

The Jaguars rank 31st in the NFL in total defense (394.1-yard avg.) and offense with a 284.1-yard average per game. The Jaguars rank sixth in the AFC with a plus-one turnover differential and have been even or won the turnover differential in five straight games.

FAN SUPPORT: The Jaguars did not have a home game blacked out in 2012 for the third consecutive season. The Jaguars have a current streak of 25 straight regular season games not blacked out dating back to the 2009 season finale. Through their first seven home games this season the Jaguars' average tickets distributed is 64,232.

SERIES HISTORY: The Patriots have won all five regular season meetings against the Jaguars and own a 3-1 advantage in postseason play. The teams last met in 2009 at New England with the Patriots winning 35-7. This will be the first meeting in Jacksonville since 2006 when the Patriots held on for a 24-21 victory.

TELEVISION: The game will be broadcast regionally on CBS, locally on WTEV CBS47 (Ch. 6 cable). **Kevin Harland** will handle play-by-play duties with **Solomon Wilcotts** providing analysis.

RADIO: Sunday's game will be broadcast on the Jaguars Radio Network which extends to 11 affiliates in Florida and Georgia, and in Spanish on WJSJ-FM (105.3). The Jaguars' flagship stations are WOKV AM & FM (690, 106.5). **Brian Sexton** (play-by-play) and former Jaguars defensive end **Jeff Lageman** (analyst) are in their 10th season together calling all Jaguars games.

JAGUARS ON THE AIR

Monday	— The Mike Mularkey Show, 6:00 — 7:00 p.m., WOKV AM & FM (690, 106.5) and the Jaguars Radio Network, with Mike Mularkey and Brian Sexton
	— Jaguars All-Access, 7:00 - 7:30 p.m., WTEV CBS47 with Brent Martineau and Jeff Lageman with special guest Cecil Shorts
Tuesday	— Jaguars Reporters, 6:00 - 7:00 p.m., WOKV AM & FM (690, 106.5) with John Oehser and Cole Pepper
Wednesday	— Jaguars This Week, 6:00 - 8:00 p.m., WOKV AM & FM (690, 106.5) with Brian Sexton, Jeff Lageman, Tony Boselli and John Oehser
Sunday	— Sonny's Tailgate Show, 10:00 a.m., WOKV AM & FM (690, 106.5)
	— Mike Mularkey Show, 11:00 a.m., WTEV (Ch. 6)
	— Coggin Pregame Show, 11:30 a.m., WTEV (Ch. 6)
	— Suddath Pregame Show, 12:00 p.m., WOKV AM & FM (690, 106.5) and the Jaguars Radio Network
	— Winn-Dixie Postgame Show, WOKV AM & FM (690, 106.5) and the Jaguars Radio Network

WEEK 16

Saturday, December 22	
Atlanta at Detroit	8:30
Sunday, December 23	
Oakland at Carolina	1:00
New Orleans at Dallas	1:00
Tennessee at Green Bay	1:00
Minnesota at Houston	1:00
New England at Jacksonville	1:00
Indianapolis at Kansas City	1:00
Buffalo at Miami	1:00
Washington at Philadelphia	1:00
Cincinnati at Pittsburgh	1:00
St. Louis at Tampa Bay	1:00
San Diego at N.Y. Jets	1:00
Cleveland at Denver	4:05
Chicago at Arizona	4:25
N.Y. Giants at Baltimore	4:25
San Francisco at Seattle	8:20

SOCIAL MEDIA INFORMATION

The Jaguars utilize Twitter (@jaguars) and Facebook to provide fans with timely information, an exclusive behind the scenes look at the organization and the opportunity to engage in conversations with players and coaches. Visit jaguars.com/connect for access.

Jaguars.com senior writer John Oehser provides a blog throughout each game with updates and his analysis. Oehser can also be found on Twitter at @JohnOehser.

WHAT TO LOOK FOR

- With a win, the Jaguars would improve to 3-12 overall, 2-6 at home and 3-8 against AFC opponents.
- WR **Justin Blackmon** enters the game with one 100-yard receiving game and is looking to become the first rookie in franchise history with multiple 100-yard receiving games.
- WR **Cecil Shorts** enters the game with five touchdown receptions of 20-plus yards and needs one to set the club's single-season record, surpassing Jimmy Smith (2000, 2004) and Reggie Williams (2007).
- **Shorts** has a receiving touchdown in four of the last five games and has a catch of at least 25 yards in 10 of 13 games played.
- **Shorts** enters the game with four 100-yard receiving games and needs one more to tie for the fourth-most in team history in a season and most since 2001 (Jimmy Smith, 6). He is looking to eclipse 100 receiving yards in back-to-back games for the first time in his career.
- **Shorts** needs 75 receiving yards to reach 1,000 for the season. He would become the first Jaguar since 2005 to reach 1,000 receiving yards and join Jimmy Smith (9 seasons) and Keenan McCardell (4 seasons) as the only players in franchise history to accomplish the feat.
- **Shorts** enters the game with 17 receptions of 20-plus yards through 14 games, three shy of moving into a tie for third place in team history (24, Jimmy Smith, 1997; 21, Smith, 1999; 20, Smith, 2001).
- P **Bryan Anger** enters the game with 82 punts through 14 games, four shy of setting the single-season franchise record. **Bryan Barker** owns the record with 85 in 1998.
- C **Brad Meester** is expected to start his 73rd consecutive game, the third-most in team history. Meester owns the franchise record with 92 consecutive starts from 9/3/00 through 12/4/05.
- DT **C.J. Mosley** enters the game with three fumble recoveries in 14 games. He is one shy of tying Bryan Schwartz (1998) and Donovan Darius (2004) for the single-season franchise record.
- LB **Paul Posluszny** enters the game with three interceptions, tied for the most of his career (2009).
- The Jaguars are looking to score a touchdown on their opening possession for the first time since Oct. 9, 2011 against Cincinnati.
- The Jaguars enter the game with 17 plays of 30-plus yards through 14 games.

2012 AFC SOUTH STANDINGS

TEAM	W	L	T	PCT	PTS	OPP	HOME	AWAY	AFC	NFC	DIV
Houston	12	2	0	.857	394	280	6-1	6-1	10-1	2-1	5-0
Indianapolis	9	5	0	.643	309	358	6-1	3-4	6-4	3-1	3-2
Tennessee	5	9	0	.357	285	396	3-4	2-5	4-7	1-2	0-5
Jacksonville	2	12	0	.143	219	383	1-6	1-6	2-8	0-4	2-3

This week: New England at Jacksonville, Minnesota at Houston; Indianapolis at Kansas City; Tennessee at Green Bay

HEAD COACH MIKE MULARKEY

MIKE MULARKEY TAKES REINS

Mike Mularkey was named head coach of the Jaguars on January 11, 2012. Mularkey has 18 years of NFL coaching experience including two seasons as a head coach and eight as an offensive coordinator. In five of the eight seasons he was a coordinator Mularkey's team went to the playoffs. Prior to Jacksonville, his previous coaching stops were at Tampa Bay, Pittsburgh, Buffalo, Miami and Atlanta. Mularkey is the fourth head coach in Jaguars history, including Mel Tucker who served as interim head coach for the final five games of the 2011 season.

A veteran of 27 years in the NFL, Mularkey played nine seasons as a tight end for the Minnesota Vikings and Pittsburgh Steelers. The Ft. Lauderdale, Florida native attended the University of Florida, where he played tight end before being drafted by the San Francisco 49ers in 1983.

Mularkey, 51, spent the past four seasons (2008-11) as offensive coordinator for the Atlanta Falcons, a team that advanced to the postseason in three of those four seasons. The Falcons produced a 43-21 mark in Mularkey's tenure, the fifth-best record in the NFL. The Falcons produced the top two single-season totals in team history for yards per game during Mularkey's tenure (2008, 2011).

In three of the four seasons under Mularkey, the Falcons offense produced a 3,000-yard passer, a 1,000-yard receiver and a 1,000-yard rusher in the same year. Under Mularkey's tutelage since 2008, quarterback Matt Ryan ranked seventh in passing yards (14,238) and sixth in touchdown passes (95), and had the league's fifth-lowest interception percentage (2.3).

Prior to joining the Falcons, Mularkey spent two seasons with the Miami Dolphins, as offensive coordinator in 2006 and tight ends coach in 2007.

Mularkey served as head coach of the Buffalo Bills from 2004-05, leading the club to a 14-18 overall record. In his first season he directed the Bills to their first winning season in five years with a 9-7 record as the club tallied wins in nine of its final 12 games. The 2004 campaign is the last time the Bills have posted a winning record.

From 1996-2003, Mularkey spent eight seasons on the Pittsburgh Steelers coaching staff under head coach Bill Cowher, including the last three years as offensive coordinator. Mularkey spent his first five seasons in Pittsburgh as the club's tight ends coach where he helped mold Mark Bruener into one of the best run-blocking tight ends in the league.

Mularkey entered the NFL coaching ranks in 1994 with the Tampa Bay Buccaneers as quality control coach before he was promoted to tight ends coach the following season. Mularkey began his coaching career in 1993 at Concordia College where he oversaw the offensive line.

Three of the head coaches Mularkey was exposed to as an NFL player were Bill Walsh, Bud Grant and Chuck Noll.

Drafted in the ninth round by the San Francisco 49ers in 1983, Mularkey played nine seasons in the NFL. He was released by the 49ers at the end of his first training camp and was signed by Minnesota. He spent the next six seasons with the Vikings before being signed as a Plan B free agent in 1989 by the Steelers, where he played for three seasons. Mularkey concluded his career with 102 receptions for 1,222 yards and nine touchdowns in 114 games played.

A graduate of Northeast High School in Ft. Lauderdale, Florida, Mularkey played quarterback and earned a scholarship to the University of Florida. He was a three-year letterman at tight end for the Gators from 1979-82. He and his wife, Betsy, have two sons, Patrick, a strength assistant with the Jaguars, and Shane, a student at the University of North Carolina.

MULARKEY'S TIMELINE

1983-88	Minnesota Vikings	Player
1989-91	Pittsburgh Steelers	Player
1993	Concordia College	Offensive Line Coach
1994	Tampa Bay Buccaneers	Quality Control Coach
1995	Tampa Bay Buccaneers	Tight Ends Coach
1996-2000	Pittsburgh Steelers	Tight Ends Coach
2001-03	Pittsburgh Steelers	Offensive Coordinator
2004-05	Buffalo Bills	Head Coach
2006	Miami Dolphins	Offensive Coordinator
2007	Miami Dolphins	Tight Ends Coach
2008-11	Atlanta Falcons	Offensive Coordinator
2012	Jacksonville Jaguars	Head Coach

"I'LL BE BACK...WITH ANOTHER TD"

Head coach **Mike Mularkey** and his family will donate \$250 to Ronald McDonald House Charities of Jacksonville for each TD scored by the Jaguars offense, defense or special teams when the player hands the ball to the official. The Jaguars Foundation will match each of Coach Mularkey's donations with an additional \$250.

"Finding the nearest Official and handing him the ball is a professional and classy way for our players to celebrate their touchdowns," Mularkey said. "The players are in essence saying to the Referee, 'Here, take this touchdown ball - I'll be back to give you another one.' It also reduces the risk for a penalty for excessive celebratory demonstrations."

WORDS TO PLAY BY

Mike Mularkey wasted little time defining what he wants to be as a team and staff in his first season. Prior to the start of the club's offseason conditioning program in April, Mularkey had 14 words displayed in the weight room on the racks, walls and other places:

TOUGH, FINISH, RESPECT, CONSISTENCY, PASSION, SMART, INTEGRITY, PREPARATION, AGGRESSIVE, TEAMWORK, VIOLENT, FREE HURT, PHYSICAL, RELENTLESS

CAPTAINS

In a player vote, five captains were named for the 2012 season to represent the offense, defense and special teams. **C Brad Meester** (offense), QB **Blaine Gabbert** (offense), LB **Daryl Smith** (defense), LB **Paul Posluszny** (defense) and RB **Montell Owens** (special teams).

HEAD COACH MIKE MULARKEY

2012 JAGUARS COACHING STAFF

Mike Mularkey* Head Coach

OFFENSE

Bob Bratkowski* Offensive Coordinator
 Greg Olson* Asst. Head Coach/Quarterbacks
 Sylvester Croom* Running Backs
 Andy Heck Offensive Line
 Bobby Johnson* Tight Ends
 Jake Peetz* Offensive Assistant
 Ron Prince* Asst. Offensive Line
 Charlie Skalaski* Asst. to Head Coach/Offensive Assistant
 Jerry Sullivan* Wide Receivers

DEFENSE

Mel Tucker Asst. Head Coach/Defensive Coordinator
 Brandon Blaney Defensive Assistant
 Joe Cullen Defensive Line
 Mark Duffner Linebackers
 Marlon McCree* Asst. Secondary
 Tony Oden* Secondary
 Paul Spicer Assistant Defensive Line

SPECIAL TEAMS

John Bonamego* Special Teams Coordinator
 Craig Aukerman Assistant Special Teams

STRENGTH AND CONDITIONING

Tom Myslinski* Head of Strength and Conditioning
 Josh Hingst* Asst. Strength and Conditioning
 Patrick Mularkey* Strength Assistant
 Cedric Scott* Strength Assistant

*In first season on Jaguars coaching staff

EXPERIENCED STAFF

Jaguars head coach **Mike Mularkey** wasn't interested in just filling out his coaching staff when he took over the club. Mularkey wanted an experienced, ego free staff that could work together in a productive manner. When the staff was complete, it's hard to argue with the results.

Here are additional tidbits on the Jaguars 2012 coaching staff:

- The assistant coaches have 139 years of NFL coaching experience and 344 years total in coaching entering the 2012 season.
- Including Mularkey the staff has 157 NFL seasons under their belt and 363 total entering the 2012 season.
- Of the 22 assistant coaches hired by Mularkey, only offensive coordinator **Bob Bratkowski** previously worked with Mularkey. Mularkey and Bratkowski were at Pittsburgh together from 1999-2000 and at Atlanta for the 2011 season.
- Four members of the offensive staff have held position of offensive coordinator in the NFL: Offensive coordinator **Bob Bratkowski** (14 seasons; Seattle 1992-98, Cincinnati 2001-10), quarterbacks coach **Greg Olson** (6 seasons; Detroit 2005, St. Louis 2006-07, Tampa Bay 2009-11), running backs coach **Sylvester Croom** (4 seasons; Detroit 1997-00), wide receivers coach **Jerry Sullivan** (1 season, Arizona 2003).
- Seven coaches played in the NFL with head coach **Mike Mularkey** (1983-1991), strength and conditioning coordinator **Tom Myslinski** (1992-00), running backs coach **Sylvester Croom** (1975), offensive line coach **Andy Heck** (1989-00), assistant secondary coach **Marlon McCree** (2001-08), strength assistant **Cedric Scott** (2001-03) and assistant defensive line coach **Paul Spicer** (2000-09).
- The staff consists of three former collegiate head coaches in running backs coach **Sylvester Croom** (Mississippi State, 2004-08), linebackers coach **Mark Duffner** (Holy Cross, 1981-91; Maryland, 1992-96) and assistant offensive line coach **Ron Prince** (Kansas State, 2006-08).
- Seven assistants were held over from the previous Jaguars staff: assistant head coach/defensive coordinator **Mel Tucker**, assistant special teams coach **Craig Aukerman**, defensive assistant coach **Brandon Blaney**, defensive line coach **Joe Cullen**, linebackers coach **Mark Duffner**, offensive line coach **Andy Heck**, assistant defensive line coach **Paul Spicer**.

NFL HEAD COACHES WITH PLAYING EXPERIENCE

Mike Mularkey had the fifth-longest playing tenure in the NFL among the league's nine current head coaches who played in the NFL. Mularkey played nine seasons in the NFL with Minnesota (1983-88) and Pittsburgh (1989-91). Here are the 10 current head coaches with NFL playing experience:

COACH	YEARS IN NFL	COACH	YEARS IN NFL
Jim Harbaugh	14	Gary Kubiak	9
Jason Garrett	12	Ken Whisenhunt	9
Mike Munchak	12	Leslie Frazier	6
Ron Rivera	11	Jeff Fisher	5
Mike Mularkey	9		

OFFENSIVE MAKEOVER

Mike Mularkey hired four NFL offensive coordinators to his staff in the offseason led by **Bob Bratkowski**. Bratkowski brings 20 years of NFL coaching experience including 14 as an offensive coordinator. He previously worked with Mularkey on two coaching staffs, in Atlanta last season and in Pittsburgh from 1999-2000. Now in his 35th year in coaching, Bratkowski coached 14 seasons at the college level before entering the NFL in 1992.

Greg Olson was named assistant head coach/quarterbacks coach for the Jaguars on January 16, 2012. Olson has 25 years of coaching experience including 10 in the NFL and 15 at the collegiate level. His resume includes six seasons as an offensive coordinator in the NFL with Detroit (2005), St. Louis (2006-07) and Tampa Bay (2009-11). Running backs coach **Sylvester Croom** (Detroit 1997-00) and wide receivers coach **Jerry Sullivan** (Arizona 2003) also have experience as an offensive coordinator.

SUNDAY'S PROBABLE STARTERS

OFFENSE

WR Cecil Shorts - Returned to action last Sunday after missing one game with a concussion. Leads team with 925 receiving yards, seven touchdowns, four 100-yard receiving games and 18.9 yards per reception. Ranks second with 49 receptions. Seventeen of his 49 receptions have gone for 20-plus yards including a franchise-record four catches of 50-plus yards. Had game-winning touchdown in week three at Indianapolis, taking a short pass and racing 80 yards for the score. Scored on a 67-yard catch on 11/18 at Houston and posted 59-yard touchdown reception on 11/25 vs. Tennessee.

LT Eugene Monroe - 2009 first round pick has made 56 career starts. Only the second offensive lineman chosen by the Jaguars in the first round in franchise history (Tony Boselli, 1995). Has not missed a snap in 14 games.

LG Austin Pasztor - Rookie made NFL debut last Sunday at Miami in starting role and did not miss a snap. Was originally signed by Minnesota as a rookie free agent and spent first 12 weeks of the season on the Jaguars practice squad before he was moved to 53-man roster on Dec. 14.

C Brad Meester - Holds franchise records for games played and games started with 191. Owns current streak of 72 consecutive starts as a Jaguar, most on the roster. Has not missed a snap in 14 games.

RG Uche Nwaneri - Has started 75 of 87 games (16 at LG, 59 at RG) since joining club as a fifth-round pick in 2007. Can also play center.

RT Cameron Bradfield - Has started 14 games in his career (1 at LT, 13 at RT) including 12 of 14 games this season. Was inactive for weeks two and three after suffering an ankle injury in the season-opener at Minnesota but returned to the lineup in week four against Cincinnati. Joined club as an undrafted free agent after starting for three seasons at Grand Valley State.

TE Mercedes Lewis - Ranks third on the team with 41 catches for 410 yards and four touchdowns including two on 11/18 at Houston. Owns team records for career touchdowns (21), receptions (261), receiving yards (3,094) and receptions of 25-plus yards (23) by a tight end. Has started 93 of 107 games since being drafted in the first round of the 2006 draft.

WR Justin Blackmon - Selected with the fifth overall pick in the 2012 draft. Started 13 of 14 games and posted team-high 51 receptions for 707 yards, the second-most on the club, and has three touchdowns. Scored first career touchdown on 11/4 against Detroit and had an 81-yard touchdown in the fourth quarter on 11/18 at Houston. Finished with 236 receiving yards against the Texans, the third-most by a rookie in NFL history.

QB Chad Henne - Fifth-year pro has started the last four games after seeing action in four games as a reserve. Joined club in 2012 as an unrestricted free agent after four seasons with Miami where he was a second-round draft pick in 2008. Has started 35 of 44 games in his career. Has eight career 300-yard passing games including 354 on 11/18 at Houston along with a career-high four touchdowns. Has eight touchdown passes and five interceptions in 2012.

RB Montell Owens - Has started last two games for injured Maurice Jones-Drew (foot). Two-time Pro Bowl special teamer has 46 career rushes for 250 yards and three touchdowns along with eight receptions for 55 yards.

FB Greg Jones - Ninth-year pro has played in 113 games with 67 starts. Has served as the lead blocker for two running backs (Fred Taylor, Maurice Jones-Drew) that have made four Pro Bowl appearances in the last five seasons.

DEFENSE

LDE Jason Babin - Ninth-year pro was claimed off waivers from Philadelphia on Nov. 28 and was in the starting lineup the last three weeks. Has a sack/forced fumble in back-to-back games. Registered 55.5 career sacks in 112 games. Played first 11 games this season with Eagles and led club with 5.5 sacks. Has 13 career multi-sack games.

DT Tyson Alualu - 2010 first-round pick has started first 46 games of his career. Has nine career sacks including two in 14 games. Leads all defensive linemen with 76 tackles through 14 games, his third straight season with 70-plus stops.

DT C.J. Mosley - The veteran on the defensive line has played in 97 games with 19 starts. Leads team and is tied for eighth in the NFL with a career-high three fumble recoveries in 14 games and shares team lead with two sacks, both coming on 11/18 at Houston. Has also spent time with Minnesota, N.Y. Jets and Cleveland.

RDE Jeremy Mincey - Re-signed with the club in the offseason. Led club in sacks in each of the last two seasons and shares the team lead with two through 14 games. Has played in 54 career games with 38 starts and totaled 17 sacks and six forced fumbles. Forced two fumbles in week four against Cincinnati and had two straight games with a sack. Had breakout season in 2011 with 101 tackles and eight sacks.

LB Julian Stanford - 2012 rookie free agent has started six games. Tied for second with 11 special teams tackles and has 36 tackles on defense. Four-year letterman at Wagner College in Staten Island, New York.

LB Paul Posluszny - Leads the team with 207 tackles, his fifth consecutive season with 100-plus stops, and six tackles for loss. Has double-digit tackles in 12 of 14 games. Tied for team-lead with three interceptions. Posted a career-high 192 tackles in his first season with the Jaguars in 2011. Former second-round draft pick of Buffalo in 2007.

LB Russell Allen - Former undrafted rookie in 2009 has played in all 62 games with 29 starts. Opened season as the starter for the first time in his career and ranks second on the team with a career-high 182 tackles through 14 games. Made a career-high 22 tackles in week two against Houston, the second-most in franchise history, and led team with 20 stops on 11/18 at Houston.

LCB Mike Harris - 2012 sixth-round pick has played in 13 of 14 games with four starts. Totaled 46 tackles, one sack, one INT, three passes defended and one tackle for loss. Played final two seasons at Florida State after transferring from El Camino Community College.

RCB Derek Cox - 2009 third-round pick has started 43 of 45 games and posted 11 career interceptions including a team-high three this season. Missed 10 games in 2011 with injuries and four games in 2012. Suffered a leg injury on 11/25 against Tennessee and did not play in the second half. Was inactive on 12/2 at Buffalo.

SS Dawan Landry - Leads secondary and ranks third on the team with a career-high 161 tackles and had his first interception of the season on 11/8 against Indianapolis. Recovered a fumble last Sunday at Miami. Paced team with 16 tackles on 11/25 against the Titans. Joined Jaguars as an unrestricted free agent in 2011 after five seasons with Baltimore. Owns current streak of 62 consecutive starts.

FS Dwight Lowery - Missed five games with an ankle injury. Picked off Jake Locker in the fourth quarter on 11/25 against Tennessee to seal the victory. Fifth-year pro has played in 64 career games with 38 starts. Totaled nine career interceptions and three sacks.

JACKSONVILLE JAGUARS VS. NEW ENGLAND PATRIOTS, DEC. 23

JAGUARS/PATRIOTS SERIES HISTORY

The Patriots have won all five regular season meetings against the Jaguars and own a 3-1 advantage in postseason play. The Patriots are the only team the Jaguars are winless against in regular season play.

Regular season series game-by-game

DATE	SITE	RESULT
9/22/96	at New England	L 25-28 (OT)
12/ 7/97	at Jacksonville	L 20-26
12/14/03	at New England	L 13-27
12/24/06	at Jacksonville	L 21-24
12/27/09	at New England	L 7-35

Postseason series game-by-game

DATE	SITE	RESULT
1/12/97	at New England	L 6-20
1/ 3/99	at Jacksonville	W 25-10
1/ 7/06	at New England	L 3-28
1/12/08	at New England	L 20-31

SERIES HIGHLIGHTS

■ **September 22, 1996** - The Jaguars rallied back from a 22-0 deficit to tie the game and force overtime but a 40-yard field goal by **Adam Vinatieri** won the game for the Patriots, 28-25. **Mark Brunell's** 51-yard Hail Mary pass was caught in the end zone by **Jimmy Smith** on last play of the first half. Brunell finished with a franchise-record 432 yards and three touchdowns. **Andre Rison** (4-115) and **Willie Jackson** (4-101) both eclipsed 100 receiving yards for the Jaguars.

■ **December 7, 1997** - Looking to clinch a playoff position, the Jaguars came up short against New England and suffered their only home loss of the season, 26-20. The Patriots jumped out to a 13-0 lead in the first quarter. The Jaguars rallied back with two touchdown passes from **Mark Brunell** to **Keenan McCardell** and a 92-yard kickoff return by **Reggie Barlow**.

■ **December 14, 2003** - The Jaguars fell to 4-10 on the season in the first game played in team history in the snow as the Patriots won, 27-13. **Byron Leftwich** threw two fourth quarter interceptions that the eventual Super Bowl champs turned into touchdowns. Temperature at kickoff was 25 degrees with a wind chill of 16 degrees.

■ **December 24, 2006** - In their final home game of the season, the Jaguars fumbled on their final drive of the game as the Patriots escaped with a 24-21 win. **Maurice Jones-Drew** rushed for 131 yards and two touchdowns including a 74-yard run in the second quarter. **David Garrard** was sacked by **Jarvis Green** late in the fourth quarter and fumbled the ball. **Rodney Harrison** recovered the fumble for the Patriots.

■ **December 27, 2009** - The Patriots scored the game's first 35 points as they won 35-7 at Gillette Stadium. The Patriots outgained the Jaguars 464 to 275 including 197 yards on the ground.

JAGUARS/PATRIOTS 2012 STATISTICAL COMPARISON

JAGUARS	CATEGORY	PATRIOTS
2-12	Record	10-4
+1	Turnover Differential	+22
26:47	Average Time of Possession	30:34
89/873	Penalties/Yards	87/753
284.1	Off. Yards Per Game	432.4
82.4	Rushing Yards Per Game	136.7
201.6	Passing Yards Per Game	295.7
31st	NFL Offensive Ranking	1st
42/277	Times Sacked	23/153
19/9	Fumbles/Balls Lost	13/7
11	Had Intercepted	7
219/15.6	Points Scored/Average	506/36.1
22	Touchdowns Scored	61
394.1	Yards Allowed Per Game	376.8
148.1	Rushing Yards Allowed Per Game	106.4
246.0	Passing Yards Allowed Per Game	270.4
31st	NFL Defensive Ranking	26th
383/27.3	Points Allowed/Average	315/22.5
41	Touchdowns Allowed	37
15/97	QB Sacks	29/182
10	Interceptions	16

JAGUARS/PATRIOTS 2012 INDIVIDUAL LEADERS

2012 Jacksonville Jaguars

Scoring.....	81 Josh Scobee (15/16 PATs, 22/24 FGs)
Rushing yards.....	414, Maurice Jones-Drew
Rushing attempts.....	101, Rashad Jennings (283 yards)
Passing yards.....	1,438, Chad Henne
Receptions.....	51, Justin Blackmon
Receiving yards.....	925, Cecil Shorts
Interceptions.....	3, Derek Cox, Paul Posluszny
Tackles.....	207, Paul Posluszny
Sacks.....	3.0, Tyson Alualu
Forced fumbles.....	2, Four different players
Fumble recoveries.....	3, C.J. Mosley
Punting avg.	47.5 Bryan Anger (82 punts)
Punt return avg.....	9.2, Quan Cosby (5 returns)
KO return avg.....	24.1, Rashad Jennings (10 returns)
Field goals.....	22/24, Josh Scobee

2012 New England Patriots

Scoring.....	138, Stephen Gostkowski (60/60 PATs, 26/32 FGs)
Rushing yards.....	1,105, Stevan Ridley
Rushing attempts.....	252, Stevan Ridley
Passing yards.....	4,276, Tom Brady
Receptions.....	100, Wes Welker
Receiving yards.....	1,172, Wes Welker
Interceptions.....	5, Devin McCourty
Tackles.....	137, Jerod Mayo
Sacks.....	8.0, Rob Ninkovich
Forced fumbles.....	5, Rob Ninkovich, Brandon Spikes
Fumble recoveries.....	4, Rob Ninkovich, Vince Wilfork
Punting avg.	43.4, Zoltan Mesko (50 punts)
Punt return avg.....	9.5, Wes Welker (18 returns)
KO return avg.....	24.2, Devin McCourty (27 returns)
Field goals.....	26/32, Stephen Gostkowski

JACKSONVILLE JAGUARS VS. NEW ENGLAND PATRIOTS, DEC. 23

PATRIOTS HEAD COACH BILL BELICHICK

Bill Belichick is in his 38th season as an NFL coach and is the only head coach in NFL history to win three Super Bowl titles in a four-year span. He won more regular season games (123) and more games overall (136) during a 10-year stretch (2002-11) than any other head coach in NFL history over any decade.

Belichick is in his 13th season as New England's head coach. In his first 12 seasons, he delivered three Super Bowl championships, five conference titles, nine division crowns and 16 playoff victories, while posting an overall record of 155-59. Belichick led the Patriots to victories in Super Bowls XXXVI (2001), XXXVIII (2003) and XXXIX (2004), and in 2007 he became the first head coach to guide his team to a 16-0 regular season.

Belichick launched his coaching career in 1975 with the Baltimore Colts and continued as an assistant coach with Detroit (1976-77), Denver (1978) and the New York Giants (1979-90). He won his first two Super Bowls as the defensive coordinator for the Giants in 1986 and 1990. He was named head coach of the Cleveland Browns in 1991 where he spent five seasons. He spent the 1996 season with the Patriots as defensive coordinator before joining the New York Jets for three seasons (1997-1999). He was a center/tight end at Wesleyan from 1971-74.

JAGUARS VS. AFC EAST

The Jaguars will battle the four teams currently in the AFC East for the fourth time (2003, 2006, 2009) since the 2002 realignment and meet the teams in successive weeks. The Jaguars have a 13-17 combined record against the four teams. The Jaguars have a record of .500 or better against one of the four teams: Buffalo (5-6), Miami (2-3), New York Jets (6-4) and New England (0-5).

Here's a look at the Jaguars game-by-game against AFC East opponents since realignment in 2002.

DATE	OPPONENT	RESULT
9/29/02	vs. New York Jets	W 28-3
9/14/03	vs. Buffalo	L 17-38
10/12/03	vs. Miami	L 10-24
11/23/03	at New York Jets	L 10-13
12/14/03	at New England	L 13-27
9/12/04	at Buffalo	W 13-10
9/25/05	at New York Jets	W 26-20 (OT)
10/ 8/06	vs. New York Jets	W 41-0
11/26/06	at Buffalo	L 24-27
12/ 3/06	at Miami	W 24-10
12/24/06	vs. New England	L 21-24
11/25/07	vs. Buffalo	W 36-14
9/14/08	vs. Buffalo	L 16-20
11/15/09	at New York Jets	W 24-22
11/22/09	vs. Buffalo	W 18-15
12/13/09	vs. Miami	L 10-14
12/27/09	at New England	L 7-35
10/10/10	at Buffalo	W 36-26
9/18/11	at New York Jets	L 3-32
12/ 2/12	at Buffalo	L 18-34
12/ 9/12	vs. New York Jets	L 10-17
12/16/12	at Miami	L 3-24

JAGUARS/PATRIOTS CONNECTIONS

MASSACHUSETTS CONNECTIONS ON JAGUARS ROSTER: LS **Jeremy Cain** played at the University of Massachusetts where he was a two-time All-America selection at linebacker ... DE **Jeremy Mincey** was originally selected in the sixth round (191st overall) by New England in the 2006 draft. Mincey was waived after the 2006 preseason. CB **Antwaun Molden** was claimed off waivers by New England before the start of the 2011 season. Molden played in all 16 regular season games with two starts and played in all three postseason games ... Defensive line coach **Joe Cullen** played nose guard at Massachusetts from 1986-89 and later began his coaching career overseeing the defensive line at his alma mater from 1990-91.

FLORIDA TIES ON PATRIOTS ROSTER: The Patriots have five players with ties to Florida: DE **Jermaine Cunningham** (Univ. of Florida), DL **Justin Francis** (Opa-Locka, Miramar High), TE **Aaron Hernandez** (Univ. of Florida), LB **Brandon Spikes** (Univ. of Florida) and DL **Vince Wilfork** (Boynton Beach, Santaluces High, Univ. of Miami) ... OL **Dan Connolly** was originally signed by the Jaguars as an undrafted rookie free agent in 2005 and played in four games that season. Connolly was placed on injured reserve (finger) before the start of the 2006 season and was released after the 2007 preseason. LB **Tracy White** played in 15 games for the Jaguars in 2005, mainly on special teams.

COLLEGE TEAMMATES: Jaguars QB **Chad Henne** and Patriots P **Zolton Mesko** at Michigan ... Jaguars RB **Maurice Jones-Drew**, Jaguars TE **Mercedes Lewis**, Jaguars LB **Kyle Bosworth** and Patriots WR **Matthew Slater** at UCLA ... Jaguars G **Uche Nwaneri** and Patriots LB **Niko Koutouvides** at Purdue from 2002-03 ... **Nwaneri** and Patriots DL **Rob Ninkovich** at Purdue in 2004 ... Jaguars OT **Cameron Bradfield** and Patriots OL **Nick McDonald** at Grand Valley State ... Jaguars OT **Eugene Monroe**, Jaguars G **Austin Pasztor** and Patriots LS **Danny Aiken** at Virginia ... Jaguars DT **Tyson Alualu**, Jaguars P **Bryan Anger** and Patriots RB **Shane Vereen** at California ... Jaguars TE **Zach Potter** and Patriots CB **Alfonzo Dennard** at Nebraska ... Jaguars OL **Eben Britton** and Patriots TE **Rob Gronkowski** at Arizona ... Jaguars RB **Richard Murphy** and Patriots RB **Stevan Ridley** at Louisiana State ... Jaguars WR **Toney Clemons** and Patriots OT **Nate Solder** at Colorado.

PROFESSIONAL TEAMMATES: Jaguars QB **Chad Henne**, Patriots OL **Donald Thomas** and DE **Rob Ninkovich** at Miami ... Jaguars S **Dwight Lowery**, Jaguars TE **Zach Potter** and Patriots CB **Marquice Cole** at New York Jets ... Jaguars S **Dawan Landry** and Patriots S **Derrick Martin** at Baltimore ... Jaguars DE **Jason Babin**, Patriots WR **Deion Branch** and Patriots LB **Niko Koutouvides** at Seattle ... **Babin** and Patriots LB **Tracy White** at Philadelphia ... Jaguars CB **Aaron Ross**, Jaguars LB **Greg Jones**, Jaguars OT **Guy Whimper** and Patriots S **Derrick Martin** at New York Giants ... Jaguars S **Dwight Lowery**, Jaguars DL **C.J. Mosley** and Patriots RB **Danny Woodhead** at New York Jets ... Jaguars DE **George Selvie**, Jaguars RB **Keith Toston** and Patriots TE **Michael Hoomanawanui** at St. Louis ... Jaguars WR **Jordan Shipley** and Patriots CB **Aqib Talib** at Tampa Bay.

JACKSONVILLE JAGUARS VS. NEW ENGLAND PATRIOTS, DEC. 23

COMMON OPPONENTS

The Jaguars and Patriots have played six common opponents in 2012. Here's the list:

	JACKSONVILLE (2-6)	NEW ENGLAND (8-0)
Buffalo	L, 18-34 (road)	W, 52-28 (road)
		W, 37-31 (home)
Houston	L, 7-27 (home)	W, 42-14 (home)
	L, 37-43 (OT) (road)	
New York Jets	L, 10-17 (home)	W, 29-26 (home)
		W, 49-19 (road)
Indianapolis	W, 22-17 (road)	W, 59-24 (home)
	L, 10-27 (home)	
Tennessee	W, 24-19 (home)	W, 34-13 (road)
Miami	L, 3-24 (road)	W, 23-16 (road)

JAGUARS PERFORMANCES

■ QB **Chad Henne** owns a 1-4 mark as a starter against New England as a member of the Miami Dolphins. Henne has six career touchdown passes and six interceptions against the Patriots. He threw for a career-high 416 yards on Sept. 12, 2011 in his last meeting against the Patriots.

HENNE VS. NEW ENGLAND PATRIOTS

OPPONENT	W/L	ATT	COMP	YDS	TD	INT	RATING
11/08/09	L	34	19	219	0	0	75.5
12/06/09	W	52	29	335	2	1	80.2
10/04/10	L	38	28	305	2	3	81.6
1/02/10	L	16	6	71	0	1	25.8
9/12/11	L	49	30	416	2	1	93.6
TOTALS	1-4	189	112	1,346	6	6	78.5

■ **Henne** has registered an 86.5 passer rating on third down in 2012, completing 27 of 57 passes for 395 yards with four touchdowns and one interception. Six of **Henne's** eight touchdown passes have come in the second half.

■ DE **Jason Babin** has played in two career games against the Patriots with one sack on Nov. 27, 2011 as a member of the Philadelphia Eagles.

■ Of **Babin's** 55.5 career sacks, 23.5 have come in December/January.

■ C **Brad Meester** and OT **Eugene Monroe** are the only offensive players to play every snap through 14 games.

■ **Monroe** has had seven different starting guards play beside him in four seasons including four this season. **Will Rackley**, **Eben Britton**, **Justin Smiley**, **Vince Manuwai**, **Herb Taylor**, **Mike Brewster** and **Austin Pasztor** have started at left guard alongside Monroe.

■ WR **Cecil Shorts** has tallied 105 receiving yards and a touchdown in each of the last two home games. He has a reception of at least 50 yards in back-to-back home games and a reception of 25-plus yards in four straight games at EverBank Field.

■ 34 of **Shorts'** 49 receptions have gone for first downs, the most on the club.

■ All six of **Justin Blackmon's** receptions of 25-plus yards have come on the road. All three of his touchdown catches were made in the fourth quarter.

INSIDE THE NUMBERS

■ The Jaguars are 7 of 21 on fourth down, tied for the second-most fourth down attempts in the NFL. The Jaguars are 3 of 6 on fourth down in the last two games.

■ The Jaguars lead the NFL with six two-point conversion attempts and have been successful three times.

■ The Jaguars have five players on their roster who have been on a team's practice squad in 2012: WR **Toney Clemons**, LB **Brandon Marshall**, RB **Richard Murphy**, G **Austin Pasztor** and TE **Isaiah Stanback**.

■ The Jaguars have 11 players on their current roster who were not with the team for the season-opener in DE **Jason Babin**, WR **Mike Brown**, WR **Toney Clemons**, CB **Antwaun Molden**, RB **Richard Murphy**, QB **Jordan Palmer**, G **Austin Pasztor**, WR **Jordan Shipley**, TE **Isaiah Stanback**, RB **Keith Toston** and C/G **Steve Vallos**.

■ The Jaguars have 30 players on their current roster who have only been with the Jaguars organization in their career: K **Josh Scobee**, WR **Justin Blackmon**, P **Bryan Anger**, CB **Mike Harris**, CB **Derek Cox**, CB **Kevin Rutland**, RB **Rashad Jennings**, RB **Montell Owens**, CB **Rashean Mathis**, RB **Maurice Jones-Drew**, FB **Greg Jones**, DB **Antwon Blake**, RB **Richard Murphy**, S **Chris Prosinski**, LB **Russell Allen**, LB **Kyle Bosworth**, LB **Julian Stanford**, C **Brad Meester**, OL **Eben Britton**, OT **Eugene Monroe**, G **Uche Nwaneri**, OL **Cameron Bradfield**, WR **Cecil Shorts**, TE **Marcedes Lewis**, DE **Austen Lane**, DT **Tyson Alualu**, DT **Terrance Knighton**, DT **Jeris Pendleton**, WR **Mike Brown** and LB **Brandon Marshall**.

■ The Jaguars have led at halftime in four of 14 games and been tied in two games. The Jaguars have led after three quarters in three of 14 games.

■ Only two opposing quarterbacks have thrown for 300 yards against the Jaguars, tied for the seventh-fewest in the NFL. Indianapolis' **Andrew Luck** threw for 313 yards on 9/23 and Houston's **Matt Schaub** had 527 yards through the air on 11/18.

■ The Jaguars have challenged three plays through 14 games with one play overturned.

■ The Jaguars are one of three teams in 2012 to not have a special teams or defensive score, joining Oakland and Detroit.

■ The Jaguars have 17 plays of 30-plus yards through 14 games including seven of 50-plus yards which ranks as the third-most in team history (11, 1998; 10, 2007). The 17 plays of 30-plus yards are the most since 2009 (21). In 2011 the club recorded 10 plays of 30-plus yards including three of 50-plus yards.

■ The Jaguars doubled their 2011 total (6) for completions of 30-plus yards with 15 through 14 games.

■ The Jaguars have 31 trips to the red zone through 14 games and 27 have resulted in a score, an 87.1 percent scoring efficiency. On 31 red zone trips, the Jaguars have scored 14 touchdowns and had 13 field goals. Of the club's 219 points, 136 have been scored in the red zone (62.1 pct.)

■ Fourteen of the club's 15 sacks have come from defensive linemen.

■ The last time the Jaguars did not allow a sack in a game was Oct. 3, 2010 vs. Indianapolis.

JACKSONVILLE JAGUARS VS. NEW ENGLAND PATRIOTS, DEC. 23

JAGUARS AMONG 2012 LEADERS

TEAM	AFC	NFL
Turnover differential (+1)	6th	T-16th
Fewest giveaways (20)	4th	12th
Fewest penalties (97)	6th	T-9th
Field position (26.6)	11th	22nd
Points per game (219, 15.6)	15th	31st
Opponents points per game (383, 27.4)	13th	29th

OFFENSE	AFC	NFL
Yards per game (284.1)	16th	31st
Rushing (82.4)	16th	30th
Passing (201.6)	13th	24th
Third down conversions (28.6 pct.)	16th	31st
Rushes (312)	16th	32nd
Rush plays of 10-plus yards (24)	16th	32nd
Rush plays of 4-plus yards (123)	16th	31st
Red zone scoring efficiency (87.1 pct.)	8th	16th
Goal to go scoring efficiency (93.8 pct.)	T-8th	T-11th
10-play drives (23)	T-8th	T-14th
5-minute drives (16)	T-9th	T-21st
Completions of 20-plus yards (42)	T-8th	T-19th
Plays of 20-plus yards (48)	T-9th	T-23rd
Time of possession (26:47)	16th	32nd
Sacks allowed (42)	15th	T-28th
Fewest interceptions (11)	T-4th	T-9th

DEFENSE	AFC	NFL
Yards per game (394.1)	16th	31st
Rushing Defense (148.1)	16th	32nd
Passing Defense (246.0)	11th	23rd
Fewest plays of 20-plus yards (51)	7th	13th
Fewest completions of 20-plus yards (42)	T-7th	T-14th
Fewest rushes of 10-plus yards (46)	13th	24th
Third down conversions (41.8 pct.)	14th	28th
Takeaways (21)	9th	T-18th
Interceptions (10)	T-11th	T-23rd
Sacks (15)	16th	32nd

CECIL SHORTS	AFC	NFL
Receiving average (18.9)	1st	2nd
Receiving yards (925)	7th	16th
Receiving touchdowns (7)	T-7th	T-17th
Receptions of 20-plus yards (17)	4th	T-6th
Receptions of 50-plus yards (4)	1st	2nd
Receiving TDs of 20-plus yards (5)	T-1st	T-2nd
Receiving TDs of 50-plus yards (3)	T-1st	T-1st

BRYAN ANGER	AFC	NFL
Punts (82)	2nd	3rd
Punting average (47.5)	7th	9th
Punting net average (42.2)	1st	3rd
Punts of 50-plus yards (35)	T-4th	T-5th
Punts of 60-plus yards (10)	T-2nd	T-2nd

JOSH SCOBEE	AFC	NFL
Points, kickers (81)	14th	28th
Touchbacks (22)	12th	25th
Field goal percentage (22 of 24, 91.7 pct.)	5th	7th

C.J. MOSLEY	AFC	NFL
Fumble recoveries (3)	T-4th	T-8th

DEREK COX and PAUL POSLUSZNY	AFC	NFL
Interceptions (3)	T-7th	T-20th

JAGUARS DROP THIRD STRAIGHT

■ For the second week in a row the Jaguars followed an evenly-played first half with a third quarter in which the game got away from them, falling 24-3 to the Dolphins in South Florida.

■ Miami rushed for 180 yards led by **Reggie Bush's** 104, and **Ryan Tannehill** completed 22 of 28 passes including two for touchdowns. The Jaguars scored first on a 37-yard **Josh Scobee** field goal to cap the first drive, and Miami answered with a 53-yard field goal by **Dan Carpenter** on the ensuing possession.

■ In the second quarter it appeared the Jaguars would seize momentum when **Jason Babin** had a sack/fumble for the second straight week, giving the Jaguars possession at the Miami 20-yard line. On the first play **Chad Henne** hit **Justin Blackmon** at the goal line for a touchdown, but the score was nullified by a penalty for **Guy Whimper** failing to report as an eligible player. The drive then moved to the 11-yard line where the Jaguars failed to convert on 4th-and-one.

■ The Dolphins seized the opportunity by marching 89 yards in 14 plays, scoring on Tannehill's short pass to **Jorvorskie Lane** to claim a lead they would not relinquish.

■ The Jaguars had just four possessions in the second half, resulting in two punts and two 4th-down conversion failures. The Dolphins, meanwhile, advanced inside the red zone on four consecutive possessions and scored on the last three after failing on a fake field goal on the first.

■ Carpenter hit field goals from 30 and 31 yards in the third period before a 14-play, 85-yard series on which Tannehill hit **Anthony Fasano** with a two-yard scoring pass in the final four minutes. The Dolphins' second-half domination included a time of possession advantage of 21:33 to 8:27 and 15 first downs to six. The Jaguars' four red zone opportunities resulted in a field goal and three fourth-down conversion failures.

Additional Notes

■ LB **Paul Posluszny** was credited with a team-high 21 tackles while LB **Russell Allen** had 14 stops. DE **Jason Babin** and DT **Terrance Knighton** each had two quarterback pressures.

■ QB **Chad Henne** squared off against the team that drafted him. Henne, a second-round pick of the Dolphins in 2008, finished 18 of 34 passing for 221 yards for a 73.3 rating. He had two completions of 30-plus yards, hooking up with **Justin Blackmon** (38) and **Cecil Shorts** (30).

■ The Jaguars put together a 10-play, 61-yard opening drive that resulted in a 37-yard field goal by **Josh Scobee**. It marked the second straight game the Jaguars scored first and fifth time this season (at Minnesota, at Indianapolis, at Green Bay, New York Jets, at Miami).

■ Rookie punter **Bryan Anger** punted five times for 237 yards (47.4 avg.) with no returns by the Dolphins. The 47.4-yard net average was the third-highest in team history.

■ The Jaguars matched their season-high in penalties with 10 (vs. Indianapolis).

■ The Jaguars finished with 299 total yards, the most since their win over Tennessee on Nov. 25.

■ The Jaguars forced the game's only turnover, a sack/forced fumble of QB **Ryan Tannehill** in the second quarter.

■ The Jaguars matched their season-low for points with three (Oct. 7 vs. Chicago).

■ First-year RB **Richard Murphy** had a career-high six carries for 20 yards.

■ Dolphins QB **Ryan Tannehill** finished with a 123.2 passer rating, the highest rating by an opposing quarterback through 14 games. Dolphins RB **Reggie Bush** became the fourth opposing player to eclipse 100 rushing yards against the Jaguars as he totaled 104 yards on 21 rushes, joining Houston's **Arian Foster** (110), Chicago's **Matt Forte** (107) and Buffalo's **Fred Jackson** (109).

•Dolphins RB **Reggie Bush** had a 53-yard run in the third quarter, the longest run by a Jaguars opponent this season.

TEAM NOTES

YEAR-BY-YEAR HOME RECORD

YEAR	WINS	LOSSES
1995	2	6
1996	7	1
1997	7	1
1998	7	1
1999	7	1
2000	4	4
2001	3	5
2002	3	5
2003	5	3
2004	4	4
2005	6	2
2006	6	2
2007	6	2
2008	2	6
2009	5	3
2010	5	3
2011	4	4
2012	1	6
TOTALS	84	59

NEW FACES

There are 19 new faces among the 52 players on the Jaguars' current roster. Here is the breakdown.

Unrestricted Free Agents (2) - QB Chad Henne, CB Aaron Ross

Veteran Free Agents (7) - LB Greg Jones, CB Antwaun Molden, QB Jordan Palmer, WR Jordan Shipley, TE Isaiah Stanback, RB Keith Toston, C/G Steve Vallos

Waivers (1) - DE Jason Babin

Practice squad (1) - WR Toney Clemons

Draft Choices (5) - WR Justin Blackmon, P Bryan Anger, CB Mike Harris, LB Brandon Marshall, DT Jeris Pendleton

Undrafted Rookies (3) - CB Antwon Blake, WR Mike Brown, LB Julian Stanford

IRON MEN

Eight players have started all 14 games for the Jaguars in 2012:

Defensively (5): LB Russell Allen, DT Tyson Alualu, S Dawan Landry, DE Jeremy Mincey, LB Paul Posluszny

Offensively (3): C Brad Meester, LT Eugene Monroe, G Uche Nwaneri

20 players have played in all 14 games this season for the Jaguars:

Defensively (10): LB Russell Allen, DT Tyson Alualu, S Antwon Blake, LB Kyle Bosworth, DT Terrance Knighton, DE Jeremy Mincey, DT C.J. Mosley, LB Paul Posluszny, S Chris Prosinski, LB Julian Stanford

Offensively (7): WR Justin Blackmon, TE Mercedes Lewis, C Brad Meester, OT Eugene Monroe, G Uche Nwaneri, TE Zach Potter, OT Guy Whimper

Special teams (3): P Bryan Anger, LS Jeremy Cain, K Josh Scobee

WELCOME TO THE NFL

The Jaguars have had 18 players make their NFL debut in 2012 including 13 rookies. Six first or second year players were in the starting lineup for the Jaguars at Miami last Sunday.

Rookie WR **Toney Clemens**, rookie DT **Jeris Pendleton** and first-year RB **Jordan Todman** all played in their first NFL game against the New York Jets on 12/9. Clemens and Todman were signed to the club's 53-man roster on Nov. 27 from the practice squads of Minnesota and Pittsburgh, respectively. Pendleton was the club's seventh-round draft pick in the 2012 draft.

Rookie guard **Austin Pasztor** made his NFL debut last Sunday at Miami and started at left guard. Pasztor spent 12 weeks on the Jaguars practice squad before he was signed to the 53-man roster on Dec. 14. He was originally signed by Minnesota as a rookie free agent.

WINNING THE TURNOVER BATTLE

The Jaguars rank sixth in the AFC and tied for 16th in the NFL with a plus-one turnover differential. The Jaguars have been even or won the turnover differential in 10 of 14 games including five straight. The Jaguars' 20 giveaways through 14 games are the fourth-fewest in the AFC and 12th-fewest in the NFL.

2012 GAME-BY-GAME TURNOVER DIFFERENTIAL

DATE	OPPONENT	DIFF	TAKE	GIVE
9/9/12	at Minnesota	0	1	1
9/16/12	vs. Houston	-1	0	1
9/23/12	at Indianapolis	+1	1	0
9/30/12	vs. Cincinnati	0	2	2
10/7/12	vs. Chicago	-2	1	3
10/21/12	at Oakland	+2	3	1
10/28/12	at Green Bay	0	1	1
11/4/12	vs. Detroit	-2	0	2
11/8/12	vs. Indianapolis	-1	2	3
11/18/12	at Houston	+2	3	1
11/25/12	vs. Tennessee	+1	2	1
12/2/12	at Buffalo	0	2	2
12/9/12	vs. New York Jets	0	2	2
12/16/12	at Miami	+1	0	0

PRONUNCIATION GUIDE

JACKSONVILLE JAGUARS

Tyson **Alualu** (AH-lu AH-lu)

Eben (EBB-un) Britton

Rashean (ruh-SHEEN) Mathis

Uche (OO-chay) **Nwaneri** (wah-NEHR-ee)

Austin **Pasztor** (PAZ-tore)

Paul **Posluszny** (puz-LUZ-nee)

Josh **Scobee** (SKO-bee)

Keith **Toston** (TOAST-un)

TEAM NOTES

INJURIES TAKE TOLL

The Jaguars have been forced to shuffle their starting lineup throughout the season due to injuries. Four starters are on injured reserve in QB **Blaine Gabbert** (right forearm/left shoulder), G/C **Will Rackley** (ankle), WR **Laurent Robinson** (concussion) and LB **Daryl Smith** (groin).

Of the 22 projected starters heading into the season, 11 of those players have missed a combined 70 games due to injuries.

Here's the list of key injuries:

■ **RB Maurice Jones-Drew**, a three-time Pro Bowler, suffered a left foot injury at Oakland on Oct. 21. Prior to the Packers game, he ranked second in the NFL by accounting for 35.3 percent of the Jaguars offense with 500 of the club's 1,415 total yards. He has missed 11 games in his career due to injury with eight coming this season.

■ **FB Greg Jones** missed four games with a thigh injury, snapping a streak of 39 consecutive games played.

■ **LB Daryl Smith** was placed on injured reserve with a groin injury on Oct. 25 with a designation to return. He is eligible to return for Sunday's game. He did not play in the preseason or the first 14 regular season games. He has made 122 starts for the Jaguars and owns the franchise record with 1,084 tackles including 100-plus tackles in a team record seven straight seasons. Each team can activate one player per season from the injured reserve list if the player sustained a major injury which is defined as missing at least six weeks.

■ **S Dwight Lowery** injured his ankle in week five against Chicago and missed five games. Returned to the starting lineup the last four games.

■ **WR Laurent Robinson** was placed on injured reserve on Nov. 21 with a concussion after playing in seven games. He was signed as an unrestricted free agent in 2012.

■ **CB Rashean Mathis** injured his groin at Oakland and missed four straight games before returning the last four games. He missed the final seven games of the 2011 season after suffering a knee injury on Nov. 13.

■ **CB Derek Cox** was inactive at Green Bay with a back injury but returned to the lineup against Detroit. He missed the first two games with a hamstring injury. He is tied for the team-lead with three interceptions in 10 games played. He injured his leg on 11/25 against Tennessee and was inactive on 12/2 at Buffalo.

■ **QB Blaine Gabbert** was placed on injured reserve on Nov. 21 with a right forearm/left shoulder injury. Injured his left shoulder in the second quarter on Oct. 21 at Oakland and did not return. Started the next four games before suffering a right forearm injury at Houston on Nov. 18.

■ **DE Austen Lane** was hampered by a foot injury in the preseason and missed the first three regular season games. He started seven straight games before injuring his foot against Tennessee on 11/25. He was inactive on 12/2 at Buffalo before returning to action the last two weeks.

■ **OL Cameron Bradfield** was inactive for weeks two and three after suffering an ankle injury in the season-opener.

■ **G/C Will Rackley** was placed on injured reserve on Aug. 31 after suffering an ankle injury during training camp.

RUNNING BACK SHUFFLE

The Jaguars have had four different starting running backs through 14 games and seven different running backs have at least one carry, the most since 2000. Two of the seven backs with carries are on injured reserve in **Jalen Parmele** and **Jordan Todman**.

Here's the list of players that have started at running back in 2012:

■ **Maurice Jones-Drew** has missed the last eight games with a left foot injury he suffered on 10/21 at Oakland and his status will be updated Wednesday. The three-time Pro Bowl selection leads the team with 414 yards on 86 carries. He led the NFL in 2011 with a franchise-record 1,606 yards.

■ **Jalen Parmele** made two starts before suffering a season-ending groin injury on 11/25 vs. Tennessee and was placed on injured reserve. He finished the season with 143 yards on 40 carries.

■ **Rashad Jennings** opened the 2012 season as a starter but injured his knee in the opener and missed two games. He suffered a concussion on 12/2 at Buffalo and was inactive the last two weeks. The 2009 seventh-round pick has 101 carries for 283 yards and two touchdowns in 2012. He is the first player other than **Maurice Jones-Drew** to have 100 carries in a season for the Jaguars since 2008.

■ **Montell Owens** has started the last two games and has 32 carries for 167 yards with one touchdown. He finished with a career-high 14 carries for 91 yards (6.5 avg.) on 12/9 against the Jets including a 32-yard touchdown run in the fourth quarter. His rushing touchdown was his first since Dec. 18, 2008 against Indianapolis.

ROSTER BY EXPERIENCE

Rookies (10) - P Bryan Anger, WR Justin Blackmon, CB Antwon Blake, WR Mike Brown, WR Toney Clemons, CB Mike Harris, LB Brandon Marshall, G Austin Pasztor, DT Jeris Pendleton, LB Julian Stanford

2nd Year (8) - OL Cameron Bradfield, DE John Chick, LB Greg Jones, RB Richard Murphy, S Chris Prosinski, CB Kevin Rutland, WR/RS Cecil Shorts III, RB Keith Toston

3rd Year (6) - DT Tyson Alualu, LB Kyle Bosworth, DE Austen Lane, RB TE Zach Potter, DE George Selvie, WR Jordan Shipley

4th Year (9) - LB Russell Allen, OL Eben Britton, CB Derek Cox, RB Rashad Jennings, DT Terrance Knighton, OT Eugene Monroe, QB Jordan Palmer, TE Isaiah Stanback

5th Year (5) - QB Chad Henne, DB Dwight Lowery, DL Jeremy Mincey, CB Antwaun Molden, C/G Steve Vallos

6th Year (4) - LS Jeremy Cain, G/C Uche Nwaneri, LB Paul Posluszny, CB Aaron Ross

7th Year (5) - RB Maurice Jones-Drew, S Dawan Landry, TE Marcedes Lewis, RB Montell Owens, OT Guy Whimper

8th Year (1) - DT C.J. Mosley

9th Year (3) - DE Jason Babin, FB Greg Jones, K Josh Scobee

10th Year (1) - CB Rashean Mathis

13th year (1) - C Brad Meester

PLAYER NOTES

ANGER RANKS AMONG NFL'S BEST

2012 third-round draft pick **Bryan Anger** ranks tied for fifth in the NFL with a franchise-record 35 punts of 50-plus yards, eighth with a 47.5-yard average and third with a 42.2-yard net average.

2012 NFL LEADERS IN PUNTING GROSS AVERAGE

RK	PLAYER, TEAM	AVG.	NO	YDS
1.	Brandon Fields, Mia.	50.6	65	3,291
2.	Thomas Morstead, N.O.	50.3	63	3,168
3.	Mike Scifres, S.D.	48.7	70	3,412
4.	Pat McAfee, Indianapolis	48.7	61	2,972
5.	Andy Lee, San Francisco	48.1	60	2,886
6.	Sam Koch, Baltimore	47.8	74	3,538
7.	Shane Lechler, Oakland	47.6	70	3,330
8.	Bryan Anger, Jax.	47.5	77	3,659

2012 NFL LEADERS IN PUNTING NET AVERAGE

RK	PLAYER, TEAM	AVG.	NO	YDS
1.	Thomas Morstead, N.O.	44.7	63	3,168
2.	Andy Lee, S.F.	43.3	60	2,886
3.	Bryan Anger, Jax.	42.2	82	3,896

2012 NFL LEADERS IN PUNTS OF 50-PLUS YARDS

RK	PLAYER, TEAM	50+ PUNTS
1.	Dave Zastudil, Ari.	43
2.	Donnie Jones, Hou.	38
3.	Brandon Fields, Mia.	37
4.	Mike Scifres, S.D.	36
5.	Bryan Anger, Jax.	35
	Sam Koch, Bal.	35

2012 NFL LEADERS IN PUNTS

RK	PLAYER, TEAM	PUNTS
1.	Dave Zastudil, Ari.	98
2.	Reggie Hodges, Cle.	83
	Bryan Anger, Jax.	82

BACK, BACK, BACK, BACK

Of **Bryan's Anger's** 82 punts through 14 games, 35 have gone for 50-plus yards including 10 of 60-plus yards. He has three of the 10 longest punts in franchise history including a career-long 73-yarder on 11/4 against Detroit.

LONGEST PUNTS IN JAGUARS HISTORY

YARD	PLAYER, OPPONENT
83	Bryan Barker, 10/11/99 at New York Jets (net 72)
76	Adam Podlesh, 10/28/07 at Tampa Bay (net 76)
74	Chris Hanson, 11/25/05 at Tennessee (net 74)
73	Bryan Anger, 11/4/12 vs. Detroit (net 73)
69	Chris Hanson, 9/12/04 at Buffalo (touchback)
66	Bryan Anger, 9/23/12 at Indianapolis (touchback)
65	Bryan Anger, 10/7/12 vs. Chicago (net 61)
65	Bryan Barker, 10/18/98 at Buffalo (touchback)
65	Bryan Barker, 10/1/00 vs. Pittsburgh (net 52)
65	Matt Turk, 9/11/11 vs. Tennessee (touchback)
65	Bryan Anger, 11/25/12 vs. Tennessee (net 53)

EYEING THE RECORD

Bryan Anger is on pace to put his name in the NFL record books. Anger enters Sunday with a 47.5 average on 82 punts and a 42.2 net average, both NFL rookie records and team records if the season ended today.

Sammy Baugh set the NFL record with a 51.4 average in 1940 while San Francisco's Andy Lee owns the NFL record for net average at 44.0 in 2011.

NFL ALL-TIME HIGHEST PUNTING GROSS AVERAGE BY A ROOKIE

RK	PLAYER, TEAM	YEAR.	AVG.
1.	Brett Kern, Denver	2008	46.7
2.	Frank Sinkwich, Detroit	1943	45.9
3.	Shane Lechler, Oakland	2000	45.9
	Bryan Anger, Jacksonville	2012	47.5 (14 games)

NFL ALL-TIME HIGHEST PUNTING NET AVERAGE BY A ROOKIE

RK	PLAYER, TEAM	YEAR.	AVG.
1.	Matt Boshier, Atlanta	2011	38.9
2.	T.J. Conley, New York Jets	2011	38.8
3.	Zoltan Mesko, New England	2010	38.4
	Bryan Anger, Jacksonville	2012	42.2 (14 games)

JAGUARS SINGLE-SEASON HIGHEST PUNTING GROSS AVERAGE

RK	PLAYER, YEAR	AVG.	PUNTS
1.	Bryan Barker, 1998	45.0	85
2.	Bryan Barker, 1997	44.9	66
3.	Chris Hanson, 2002	44.2	81
4.	Bryan Barker, 1995	43.8	82
5.	Adam Podlesh, 2010	43.8	57
	Bryan Anger, 2012	47.5	82 (14 games)

JAGUARS SINGLE-SEASON HIGHEST PUNTING NET AVERAGE

RK	PLAYER, YEAR	AVG.	PUNTS
1.	Adam Podlesh, 2010	39.2	57
2.	Bryan Barker, 1997	38.8	66
3.	Bryan Barker, 1995	38.6	82
4.	Bryan Barker, 1998	38.5	85
5.	Adam Podlesh, 2009	38.3	72
	Bryan Anger, 2012	42.2	82 (14 games)

JAGUARS SINGLE-SEASON MOST SINGLE-SEASON PUNTS

RK	PLAYER, YEAR	PUNTS
1.	Bryan Barker, 1998	85
2.	Chris Hanson, 2004	84
3.	Bryan Barker, 1995	82
	Chris Hanson, 2001	82
	Chris Hanson, 2005	82
	Bryan Anger, 2012	82 (14 games)

CHAD HENNE NOTES

HENNE UNDER CENTER

Chad Henne has been under center for all but four offensive plays the last five games as he replaced injured **Blaine Gabbert** on the club's second series on 11/18 at Houston. Here's a look at his game-by-game totals in 2012:

■ **Sept. 16 vs. Houston (2-2-23, 114.6 rating)** - Saw action for one series in the fourth quarter.

■ **Oct. 21 at Oakland (9-20-71, 54.4 rating)** - Entered game midway through the second quarter after Blaine Gabbert left the game with a shoulder injury. Directed the club on 11 drives including one in overtime.

■ **Nov. 8 vs. Indianapolis (10-16-121, 1 TD, 1 INT, 80.5 rating)** - Entered the game early in the fourth quarter in relief of injured Blaine Gabbert. Hooked up with Cecil Shorts for a four-yard TD. Had a 26-yard completion to RB Jalen Parmele.

■ **Nov. 18 at Houston (16-33-354, 4 TDs, 126.8 rating)** - Entered the game on the club's second offensive series. Became first QB since Hall of Famer Steve Young in 1987 to come off bench and throw for four touchdowns and zero interceptions. Became only second QB in franchise history to throw for 350 yards with fewer than 20 completions. Hooked up with Justin Blackmon for an 81-yard touchdown, the second-longest in team history. Had four completions of 30-plus yards including 81 yards (TD, Blackmon), 67 yards (TD, Cecil Shorts), 63 yards (Blackmon) and 39 yards (Blackmon).

■ **Nov. 25 vs. Tennessee (17-26-261, 2 TDs, 1 INT, 108.0 rating)** - Made his first start for the Jaguars and had multiple touchdown passes in second straight game. His 108.0 rating was his fourth career game with a 100-plus rating and first as a starter since Nov. 28, 2010 at Oakland (100.3). Had eight completions of 20-plus yards.

■ **Dec. 2 at Buffalo (18-41-208, 1 TD, 1 INT, 57.8 rating)** - Accounted for both of the club's touchdowns with a one-yard run in the second quarter and a five-yard touchdown pass to Cecil Shorts in the fourth quarter. Finished with three completions of 20-plus yards.

■ **Dec. 9 vs. New York Jets (21-43-185, 2 INTs, 41.3 rating)** - Had 40-plus passing attempts for the second straight game. Was intercepted by LB Bart Scott on the club's opening drive and by Ellis Lankster with 22 seconds remaining in the game.

■ **Dec. 16 at Miami (18-34-221, 73.3 rating)** - Returned to Miami where he spent four seasons. Had six completions of 17-plus yards including two for 30-plus yards to Justin Blackmon (38) and Cecil Shorts (30).

HENNE'S CAREER PASSING TOTALS

YEAR	TEAM	GP/GS	ATT	COMP	YDS	TD	INT	RATING
2008	Miami	3/ 0	12	7	67	0	0	74.4
2009	Miami	14/13	451	274	2,878	12	14	75.2
2010	Miami	15/14	490	301	3,301	15	19	75.4
2011	Miami	4/ 4	112	64	868	4	4	79.0
2012	Jacksonville	8/ 4	216	112	1,438	8	5	75.7
CAREER TOTALS		44/35	1,281	758	8,552	39	42	75.7

JAGUARS STARTING QUARTERBACKS

Chad Henne became the 15th different starting quarterback in franchise history with his start on 11/25 against Tennessee. Henne became the sixth quarterback to win in their first start as a Jaguar. It marked his first start since Oct. 2, 2011 at San Diego as a member of the Miami Dolphins and first win as a starter since Dec. 12, 2010 against the New York Jets.

Here's the list of starting quarterbacks in franchise history and their record:

YEAR(s)	PLAYER	STARTS	W-L
1995	Steve Beuerlein	6	1-5
1995-03	Mark Brunell	117	63-54
1995-97	Rob Johnson	1	1-0
1997	Steve Matthews	1	1-0
1998	Jamie Martin	1	0-1
1998, 2001	Jonathan Quinn	3	1-2
1999	Jay Fiedler	1	1-0
2002-10	David Garrard	76	39-37
2003-06	Byron Leftwich	44	24-20
2007	Quinn Gray	3	2-1
2010	Todd Bouman	1	0-1
2010	Trent Edwards	1	0-1
2011	Luke McCown	2	1-1
2011-12	Blaine Gabbert	24	5-19
2012	Chad Henne	4	1-3

HENNE GIVEN SUNDAY

Fifth-year pro **Chad Henne** saw action for the fourth time this season as a Jaguar on 11/18 at Houston and became first quarterback since Hall of Famer Steve Young in 1987 to come off the bench and throw for four touchdowns and no interceptions.

Henne completed 16 of 33 passes for 354 yards and four touchdowns for a 126.8 passer rating. It marked his eighth career 300-yard passing game and second-highest passer rating of his career. He replaced injured Blaine Gabbert (right forearm/elbow) on the club's second offensive possession. He was inserted into the game on 10/21 at Oakland after Gabbert departed with a left shoulder injury in the second quarter.

Henne's 354 yards tied for the seventh-most in franchise history and he became the second quarterback to post 350-plus passing yards with fewer than 20 completions. He joined Mark Brunell (11/29/98 at Cincinnati), Quinn Gray (12/30/07 at Houston) and David Garrard (10/31/10 at Dallas) as the only Jaguars quarterbacks to throw for four touchdowns in a game.

JAGUARS MOST SINGLE-GAME PASSING YARDS

PLAYER, DATE	YARDS	TOTALS
Mark Brunell, 9/22/96 at New England	432	23 of 39
Mark Brunell, 10/20/96 at St. Louis	421	37 of 52
Mark Brunell, 9/10/00 at Baltimore	386	28 of 50
Mark Brunell, 9/20/98 vs. Baltimore	376	25 of 34
Byron Leftwich, 10/10/04 at San Diego	357	36 of 54
Mark Brunell, 12/1/96 vs. Cincinnati	356	21 of 34
Chad Henne, 11/18/12 at Houston	354	16 of 33
Mark Brunell, 11/10/96 vs. Baltimore	354	24 of 37
Quinn Gray, 11/4/07 at New Orleans	354	20 of 33

CHAD HENNE/CECIL SHORTS NOTES

HENNE'S 300-YARD PASSING GAMES

QB **Chad Henne** has eight career 300-yard passing games including a career-high 416 yards on Sept. 12, 2011 against New England. Seven of the eight games came as a member of the Miami Dolphins. He threw for 354 yards on 11/18 at Houston for the Jaguars, his first career 300-yard passing game in a reserve role.

DATE	OPPONENT	YARDS
9/12/11	vs. New England	416 (30 of 49, 2 TDs/1 INT)
9/26/10	vs. New York Jets	363 (26 of 44, 2 TDs/1 INT)
11/18/12	at Houston*	354 (16 of 33, 4 TDs/0 INT)
12/20/09	at Tennessee	349 (29 of 46, 1 TD/3 INTs)
12/ 6/09	vs. New England	335 (29 of 52, 2 TDs/1 INT)
12/27/09	vs. Houston	322 (35 of 55, 1 TD/1 INT)
11/28/10	at Oakland	307 (17 of 30, 2 TDs/1 INT)
10/ 4/10	vs. New England	305 (28 of 38, 2 TDs/3 INT)

*Did not start

LEADER OF THE PACK

Cecil Shorts leads the team in receiving yards (925), touchdowns (7), receptions of 20-plus yards (17) and average per reception (18.9) while ranking second with 49 receptions. Shorts has eclipsed 100 receiving yards in a team-high four games, his first career 100-yard receiving games, and most by a Jaguar receiver since 2004 (Jimmy Smith, 4).

Shorts' 925 receiving yards are double the club's 2011 leader in receiving yards (**Marcedes Lewis**, 460). He has eclipsed 70 receiving yards in nine of 13 games played including five straight. He was inactive on 12/9 against the Jets with a concussion.

Shorts finished with a career-high eight receptions for 116 yards (14.5 avg.) on 10/28 at Green Bay. He totaled 105 yards on six receptions on 11/8 against Indianapolis, 105 yards on 11/25 against Tennessee on four receptions and 101 yards on six catches last Sunday at Miami.

2012 JAGUARS RECEIVING LEADERS (Receptions)

RK	PLAYER	RECEPTIONS	YARDS
1.	Justin Blackmon	51	707
2.	Cecil Shorts	49	925
3.	Marcedes Lewis	41	410

2012 JAGUARS RECEIVING LEADERS (Receiving yards)

RK	PLAYER	YARDS	RECEPTIONS
1.	Cecil Shorts	925	49
2.	Justin Blackmon	707	51
3.	Marcedes Lewis	410	41

2012 JAGUARS MOST TARGETED PLAYERS

RK	PLAYER	TARGETS	RECEPTIONS
1.	Justin Blackmon	107	51
2.	Cecil Shorts	94	49
3.	Marcedes Lewis	61	41

2012 JAGUARS MOST TOUCHDOWNS

RK	PLAYER	TDS
1.	Cecil Shorts	7
2.	Marcedes Lewis	4
3.	Justin Blackmon	3

PROVIDING THE 'BIG PLAY'

Cecil Shorts leads the Jaguars with 17 receptions of 20-plus yards, four of 50-plus yards and has a reception of at least 25 yards in 10 of 13 games played. Five of his seven touchdown receptions are from 20-plus yards which are tied for the second-most in the NFL and tied for the most in team history.

The former Mount Union star had a game-winning 80-yard touchdown catch from **Blaine Gabbert** in week three at Indianapolis, a 52-yard reception on 11/8 against Indianapolis and a 67-yard touchdown catch from **Chad Henne** on 11/18 at Houston and the two connected for a 59-yard scoring play on 11/25 against Tennessee.

2012 JAGUARS MOST RECEPTIONS OF 20-PLUS YARDS

RK	PLAYER	20-PLUS RECEPTIONS
1.	Cecil Shorts	17
2.	Justin Blackmon	8
3.	Marcedes Lewis	7

JAGUARS SINGLE-SEASON MOST RECEPTIONS OF 20-PLUS YARDS

RK	PLAYER, YEAR	RECEPTIONS of 20-PLUS YARDS
1.	Jimmy Smith, 1997	24
2.	Jimmy Smith, 1999	21
3.	Jimmy Smith, 2001	20
4.	Jimmy Smith, 1998	17
	Cecil Shorts, 2012	17
6.	Jimmy Smith, 2005	15
	Jimmy Smith, 2002	15
	Jimmy Smith, 2000	15
	Keenan McCardell, 1997	15

2012 NFL MOST RECEPTIONS OF 20-PLUS YARDS

RK	PLAYER, TEAM	RECEPTIONS of 20-PLUS YARDS
1.	Calvin Johnson, Detroit	32
2.	Demaryius Thomas, Denver	23
3.	Vincent Jackson, Tampa Bay	22
4.	Reggie Wayne, Indianapolis	21
5.	Andre Johnson, Houston	20
6.	Cecil Shorts, Jacksonville	17
	Brandon Marshall, Chicago	17

2012 NFL MOST RECEIVING TOUCHDOWNS OF 20-PLUS YARDS

RK	PLAYER, TEAM	TDs of 20-PLUS YARDS
1.	Dez Bryant, Dallas	6
2.	Cecil Shorts, Jacksonville	5
	Josh Gordon, Cleveland	5
	Mike Wallace, Pittsburgh	5

CECIL SHORTS NOTES

NOTHING SHORT ABOUT THESE TOUCHDOWNS

Cecil Shorts ranks second in the NFL through 14 games with four receptions of 50-plus yards, the most in franchise history for a season, and is tied for first with three touchdown receptions of 50 yards. Three of his team-high seven touchdowns are over 50 yards.

Here's the list:

■ (Sept. 23 at Indianapolis) - Took a short pass from **Blaine Gabbert** and raced 80 yards for the game-winning score with 45 seconds remaining. It was the third-longest touchdown reception in team history.

■ (Nov. 8 vs. Indianapolis) - Hooked up with **Blaine Gabbert** for a 52-yard reception in the third quarter.

■ (Nov. 18 at Houston) - Caught a short pass from **Chad Henne** in the second quarter and went 67 yards for a touchdown.

■ (Nov. 25 vs. Tennessee) - Connected with **Chad Henne** on an intermediate pass across the middle, split the defenders and outran the defense for a 59-yard touchdown. Finished the game with a team-high three receptions of 20-plus yards.

2012 NFL MOST RECEPTIONS OF 50-PLUS YARDS

RK	PLAYER, TEAM	RECEPTIONS of 50-PLUS YARDS
1.	Chris Givens, St. Louis	5
2.	Cecil Shorts, Jacksonville	4
3.	A.J. Green, Cincinnati	3
	Vincent Jackson, Tampa Bay	3
	Calvin Johnson, Detroit	3
	Julio Jones, Atlanta	3
	Mike Wallace, Pittsburgh	3
	Mike Williams, Tampa Bay	3
	Darrius Heyward-Bey, Oakland	3

2012 NFL MOST TOUCHDOWN RECEPTIONS OF 50-PLUS YARDS

RK	PLAYER, TEAM	TD RECEPTIONS of 50-PLUS YARDS
1.	Cecil Shorts, Jacksonville	3
	A.J. Green, Cincinnati	3
3.	Mike Wallace, Pittsburgh	2
	Santana Moss, Washington	2
	Julio Jones, Atlanta	2
	Andrew Hawkins, Cincinnati	2
	Josh Gordon, Cleveland	2
	Chris Givens, St. Louis	2
	Pierre Garcon, Washington	2
	Victor Cruz, New York Giants	2
	Darrius Heyward-Bey, Oakland	2
	Leonard Hankerson, Washington	2

JAGUARS SINGLE-SEASON MOST RECEPTIONS OF 50-PLUS YARDS

RK	PLAYER, YEAR	RECEPTIONS of 50-PLUS YARDS
1.	Cecil Shorts, 2012	4
2.	Keenan McCardell, 1998	3
	Jimmy Smith, 1999	3

MAKING EACH CATCH COUNT

Cecil Shorts ranks second in the NFL with an 18.9 average per reception. In his 10 games with multiple receptions, Shorts has averaged at least 17 yards per reception in seven of the games.

2012 NFL HIGHEST AVERAGE PER RECEPTION (player must have 2 receptions per their team's games played)

RK	PLAYER, TEAM	AVG. (Rec.-Yds)
1.	Vincent Jackson, Tampa Bay	19.8 (62-1,226)
2.	Cecil Shorts, Jacksonville	18.9 (49-925)
3.	Torrey Smith, Baltimore	17.4 (44-767)
4.	Brandon LeFell, Carolina	17.0 (34-577)
5.	Josh Gordon, Cleveland	16.9 (45-759)

JAGUARS SINGLE-SEASON HIGHEST AVERAGE PER RECEPTION (minimum 20 receptions)

RK	PLAYER, YEAR	AVG. (Rec.-Yds)
1.	Ernest Wilford, 2005	16.6 (41-681)
2.	Reggie Williams, 2007	16.6 (38-629)
3.	Mercedes Lewis, 2009	16.2 (32-518)
4.	Jimmy Smith, 1997	16.1 (82-1,324)
5.	Jimmy Smith, 2004	15.8 (74-1,172)
	Cecil Shorts, 2012	18.9 (49-925)

ON THE BRINK OF 1,000

Cecil Shorts needs 75 receiving yards in the final two games to reach 1,000 for the season. Shorts would become the first Jaguar since 2005 to reach 1,000 receiving yards and join **Jimmy Smith** (9 seasons) and **Keenan McCardell** (4 seasons) as the only players in franchise history to accomplish the feat.

In the six previous seasons (2006-11), only two players have recorded more than 800 yards receiving (**Mike Sims-Walker**, 869, 2009; **Mike Thomas**, 820, 2010).

SHORTS' 2012 GAME-BY-GAME

DATE	OPPONENT	RECEIVING TOTALS
9/ 9/12	at Minnesota	4-74 (18.5 avg.), 1 TD
9/16/12	vs. Houston	0-0
9/23/12	at Indianapolis	1-80 (80.0 avg.), 1 TD
9/30/12	vs. Cincinnati	1-8 (8.0 avg.)
10/ 7/12	vs. Chicago	2-43 (21.5 avg.)
10/21/12	at Oakland	4-79 (19.8 avg.), 1 TD
10/28/12	at Green Bay	8-116 (14.5 avg.)
11/ 4/12	vs. Detroit	3-56 (18.7 avg.)
11/ 8/12	vs. Indianapolis	6-105 (17.5 avg.), 1 TD
11/18/12	at Houston	3-81 (27.0 avg.), 1 TD
11/25/12	vs. Tennessee	4-105 (26.3 avg.), 1 TD
12/ 2/12	at Buffalo	7-77 (11.0 avg.), 1 TD
12/ 9/12	vs. New York Jets	Inactive (concussion)
12/16/12	at Miami	6-101 (16.8 avg.)

JUSTIN BLACKMON

BLACKMON SETS ROOKIE RECORDS

With two games remaining, **Justin Blackmon** already owns the club's rookie records for receptions (51) and receiving yards (707). Blackmon is one of only three rookies in franchise history to post a 100-yard receiving game, joining Pete Mitchell (1995) and Matt Jones (2005).

JAGUARS MOST RECEIVING YARDS BY A ROOKIE (SEASON)

YARDS	PLAYER	SEASON	TOTALS
707	Justin Blackmon	2012	51 rec., 3 TDs
527	Pete Mitchell	1995	41 rec., 2 TDs
453	Mike Thomas	2009	48 rec., 1 TD
436	Maurice Jones-Drew	2006	46 rec., 2 TD
432	Matt Jones	2005	36 rec., 5 TD

JAGUARS MOST RECEPTIONS BY A ROOKIE

REC.	PLAYER	SEASON	TOTALS
51	Justin Blackmon	2012	707 yards, 3 TDs
48	Mike Thomas	2009	453 yards, 1 TD
46	Maurice Jones-Drew	2006	436 yards, 2 TDs
44	Fred Taylor	1998	421 yards, 3 TDs
41	Pete Mitchell	1995	527 yards, 2 TDs
36	Matt Jones	2005	432 yards, 5 TDs

JAGUARS MOST RECEIVING TDS BY A ROOKIE

TDs	PLAYER	SEASON
5	Matt Jones	2005
3	Justin Blackmon	2012
3	Fred Taylor	1998

BLACKMON OPENS AS STARTER

2012 first-round pick **Justin Blackmon** has started 13 of the first 14 games. The Jaguars traded a first-round (7th overall) and fourth-round (101) pick on draft day to move up two spots to select Blackmon. It marked the third-highest selection in franchise history.

ALL-TIME JAGUARS DRAFTED IN TOP 10

PLAYER (POS)	YEAR	OVERALL PICK	SCHOOL
Tony Boselli (OT)	1995	2nd	Southern Cal
Kevin Hardy (LB)	1996	2nd	Illinois
Justin Blackmon (WR) 2012		5th	Oklahoma State
Byron Leftwich (QB)	2003	7th	Marshall
Derrick Harvey (DE)	2008	8th	Florida
Eugene Monroe (OT)	2009	8th	Virginia
Fred Taylor (RB)	1998	9th	Florida
John Henderson (DT)	2002	9th	Tennessee
Reggie Williams (WR)	2004	9th	Washington
Tyson Alualu (DT)	2010	10th	California
Blaine Gabbert (QB)	2011	10th	Missouri

JAGUARS HIGHEST DRAFTED WIDE RECEIVERS

PLAYER	YEAR	OVERALL PICK	SCHOOL
Justin Blackmon	2012	5th	Oklahoma State
Reggie Williams	2004	9th	Washington
Matt Jones	2005	21st	Arkansas
R. Jay Soward	2000	29th	Southern Cal

BLACKMON HEADS ROOKIE WR CLASS

WR **Justin Blackmon** was the highest-drafted wide receiver selected in the 2012 draft and was one of 33 receivers selected overall. Blackmon was one of 13 wide receivers selected in the first three rounds and ranks third in the group with 707 receiving yards. Here's the list of wide receivers drafted in the first three rounds with their totals in 2012:

2012 WIDE RECEIVERS SELECTED IN FIRST 3 ROUNDS

PLAYER	RD	REC	YDS	TDS
Justin Blackmon, Jax.	1st (5th)	51	707	3
Michael Floyd, Ariz.	1st (13th)	31	349	1
Kendall Wright, Ten.	1st (20th)	62	586	4
A.J. Jenkins, SF	1st (30th)	0	0	0
Josh Gordon, Cle.	2nd (Supp.)	45	759	5
Brian Quick, STL	2nd (33rd)	11	156	2
Stephen Hill, NYJ	2nd (43rd)	21	252	3
Alshon Jeffery, Chi.	2nd (45th)	19	256	3
Ryan Broyles, Det.	2nd (54th)	22	310	2
Rueben Randle, NYG	2nd (63rd)	14	197	1
DeVier Posey, Hou.	3rd (68th)	4	65	0
T.J. Graham, Buf.	3rd (69th)	27	268	1
Mohamed Sanu, Cin.	3rd (83rd)	16	154	4
T.Y. Hilton, Ind.	3rd (92nd)	44	716	6

2012 NFL MOST RECEIVING YARDS BY A ROOKIE

RK	PLAYER, TEAM	YARDS	ROUND (PICK)
1.	Josh Gordon, Cleveland	759	2nd (Supplemental)
2.	T.Y. Hilton, Indianapolis	716	3rd (92nd)
3.	Justin Blackmon, Jacksonville	707	1st (5th)
4.	Chris Givens, St. Louis	606	4th (96th)
5.	Kendall Wright, Tennessee	555	1st (20th)

2012 NFL MOST RECEPTIONS BY A ROOKIE

RK	PLAYER, TEAM	REC.	ROUND (PICK)
1.	Kendall Wright, Tennessee	62	1st (20th)
2.	Justin Blackmon, Jacksonville	51	1st (5th)
3.	Trent Richardson, Cleveland	48	1st (3rd)
4.	Josh Gordon, Cleveland	45	3rd (92nd)

2012 NFL MOST RECEIVING TOUCHDOWNS BY A ROOKIE

RK	PLAYER, TEAM	TDS	ROUND (PICK)
1.	T.Y. Hilton, Indianapolis	6	3rd (92nd)
2.	Josh Gordon, Cleveland	5	2nd (Supplemental)
3.	Mohammed Sanu, Cincinnati	4	3rd (83rd)
	Kendall Wright, Tennessee	4	1st (20th)
5.	Justin Blackmon, Jacksonville	3	1st (5th)
	Stephen Hill, New York Jets	3	2nd (43rd)
	Chris Givens, St. Louis	3	4th (96th)
	Rod Streater, Oakland	3	Free agent

JUSTIN BLACKMON/MARCEDES LEWIS

BLACKMON HAS HISTORICAL DAY

Justin Blackmon finished with 236 receiving yards on seven receptions on 11/18 at Houston including an 81-yard touchdown catch in the fourth quarter. The 236 yards were the second-most in Jaguars history, most by a rookie, and the third-most by a rookie in NFL history. The 2012 first-round pick entered the game against the Texans with 26 receptions for 250 yards in the first nine games.

NFL MOST RECEIVING YARDS BY A ROOKIE (SINGLE GAME)

RK	PLAYER, TEAM	YARDS	DATE
1.	Jerry Butler, Buffalo	255	9/23/79 vs. N.Y. Jets
2.	Jerry Rice, San Francisco	241	12/9/85 vs. L.A. Rams
3.	Justin Blackmon, Jacksonville	236	11/18/12 at Houston

JAGUARS MOST RECEIVING YARDS (SINGLE GAME)

YARDS	PLAYER	OPPONENT, DATE
291	Jimmy Smith	at Baltimore, 9/10/00
236	Justin Blackmon	at Houston, 11/18/12
232	Keenan McCardell	at St. Louis, 10/20/96
220	Jimmy Smith	vs. New Orleans, 11/21/99

OUTRUNNING THE DEFENSE

Justin Blackmon broke free from the Texans' secondary on 11/18 and raced 81 yards for his second career touchdown. The 81-yard score was the second-longest touchdown reception in team history and the fifth-longest in the NFL this season.

JAGUARS LONGEST TOUCHDOWN PASSES

YARDS	PLAY
84	Byron Leftwich to Troy Edwards (9/28/03 at Houston)
81	Chad Henne to Justin Blackmon (11/18/12 at Houston)
80	Blaine Gabbert to Cecil Shorts (9/23/12 at Indianapolis)
80	Quinn Gray to Reggie Williams (11/4/07 at New Orleans)
79	Mark Brunell to Patrick Johnson (9/15/02 at Kansas City)
78	Mark Brunell to Fred Taylor (11/1/98 at Baltimore)
74	Blaine Gabbert to Jason Hill (10/9/11 vs. Cincinnati)

2012 NFL LONGEST TOUCHDOWN RECEPTIONS

YDS	TEAM	PLAY
88	WAS	Robert Griffin III to Pierre Garcon (vs. New Orleans)
85	DAL	Tony Romo to Dez Bryant (vs. Washington)
83	NE	Tom Brady to Shane Vereen (at New York Jets)
82	PIT	Ben Roethlisberger to Mike Wallace (vs. Tennessee)
81	JAX	Chad Henne to Justin Blackmon (at Houston)

AVERAGE PER RECEPTION

Justin Blackmon set a franchise record on 11/18 at Houston with a 33.7-yard average on seven receptions. Blackmon had catches of 81 (TD), 63 and 39 yards and two receptions of 15 yards.

JAGUARS HIGHEST AVERAGE PER RECEPTION (SINGLE GAME)

AVG.	PLAYER, OPPONENT	TOTALS
33.7	Justin Blackmon, 11/18/12 at Hou.	7-236
29.5	Ernest Wilford, 12/25/05 at Hou.	4-118
28.8	Andre Rison, 9/22/96 at N.E.	4-115
28.0	Jimmy Smith, 11/9/97 vs. K.C.	4-112
27.0	Jimmy Smith, 10/13/96 vs. N.Y. Jets	5-135

LEWIS OWNS ALL TIGHT END RECEIVING MARKS

Marcedes Lewis ranks third on the club through 14 games with 41 catches for 410 yards and four touchdowns. The 41 receptions are tied for the second-most of his career. Lewis owns the top career marks by a Jaguars tight end for receptions (261), receiving yards (3,094) and receptions of 25-plus yards (23) by a tight end.

JAGUARS MOST CAREER TDs AMONG TIGHT ENDS

RK	PLAYER, YEARS	TDS
1.	Marcedes Lewis, 2006-12	21
2.	Kyle Brady, 1999-2006	13
3.	Damon Jones, 1997-2001	11
	Pete Mitchell, 1995-2002	11

JAGUARS MOST CAREER RECEIVING YARDS

RK	PLAYER, YEARS	YARDS (Rec.)
1.	Jimmy Smith, 1995-2005 (WR)	12,287 (862)
2.	Keenan McCardell, 1996-2001 (WR)	6,393 (499)
3.	Marcedes Lewis, 2006-12 (TE)	3,094 (261)
4.	Maurice Jones-Drew, 2006-12 (RB)	2,559 (292)
5.	Kyle Brady, 1999-2006 (TE)	2,500 (241)

JAGUARS CAREER RECEIVING LEADERS

RK	PLAYER, YEARS	REC (YARDS)
1.	Jimmy Smith, 1995-2005	862 (12,287)
2.	Keenan McCardell, 1996-2001	499 (6,393)
3.	Maurice Jones-Drew, 2006-12	292 (2,559)
4.	Fred Taylor, 1998-2008	286 (2,361)
5.	Marcedes Lewis, 2006-12	261 (3,094)

JAGUARS CAREER LEADERS IN 25-PLUS YARDS RECEPTIONS

RK	PLAYER, YEARS	REC
1.	Jimmy Smith, 1995-2005	104
2.	Keenan McCardell, 1996-2001	40
3.	Marcedes Lewis, 2006-12	23
4.	Ernest Wilford, 2002-10	22
5.	Reggie Williams, 2004-08	18

PLAYER/TEAM NOTES

TWO-TOUCHDOWN DAY FOR LEWIS

TE **Mercedes Lewis** registered two touchdown receptions on 11/18 at Houston, hooking up with **Chad Henne** from 13 yards and one yard. It marked Lewis' third career game with multiple touchdowns and first since Oct. 31, 2010 at Dallas. He moved into sixth place in franchise history with 21 career touchdowns.

JAGUARS MOST CAREER TDS

RK	PLAYER, YEARS	TDS
1.	Maurice Jones-Drew, 2006-12	76
2.	Fred Taylor, 1998-2008	70
3.	Jimmy Smith, 1995-2005	69
4.	James Stewart, 1995-99	38
5.	Keenan McCardell, 1996-2001	30
6.	Mercedes Lewis, 2006-12	21

LEWIS REACHES 3,000 YARDS

TE **Mercedes Lewis** surpassed 3,000 career receiving yards on 11/25 against Tennessee as he finished with 56 yards on four receptions. Lewis had receptions of 21 and 23 yards.

Lewis (3,094 yards) joined **Jimmy Smith** (12,287) and **Keenan McCardell** (6,393) as the only players in franchise history with 3,000 career receiving yards.

ELDER STATEMEN

Seven Jaguars have played in 100 or more games during their careers: C **Brad Meester** (191 games, 191 starts), CB **Rashean Mathis** (135 games, 129 starts), K **Josh Scobee** (134 games, 0 starts), FB **Greg Jones** (113 games, 67 starts), DE **Jason Babin** (112 games, 72 starts), TE **Mercedes Lewis** (107 games, 93 starts) and RB **Montell Owens** (103 games, 3 starts).

Two Jaguars have played in 90 or more games with RB **Maurice Jones-Drew** (99 games, 56 starts) and DT **C.J. Mosley** (97 games, 19 starts).

WHIMPER SHOWS HIS RECEIVING SKILLS

Seventh-year OT **Guy Whimper** reverted back to his days as a tight end at East Carolina on 10/28 at Green Bay as he caught a one-yard touchdown pass from **Blaine Gabbert** at the end of the first half. He had a 10-yard reception on 12/9 against the Jets.

Whimper had seven receptions for 122 yards during his collegiate career and also scored five touchdowns as a tight end at Havelock High School in North Carolina.

BACK IN ACTION

CB **Rashean Mathis** returned to action in 2012 after suffering a season-ending knee injury in 2011. Mathis ranks fourth in team history with 129 starts and is fifth with 135 games played.

Mathis holds the franchise records with 35 takeaways, 30 career interceptions, three interceptions returned for touchdowns and 512 interception return yards.

JAGUARS MOST CAREER TAKEAWAYS

RK	PLAYER, YEARS	TAKEAWAYS
1.	Rashean Mathis (2003-12)	35 (30 ints., 5 fum.)
2.	Donovin Darius (1998-2006)	20 (14 ints., 6 fum.)
3.	Aaron Beasley (1996-2001)	18 (15 ints., 3 fum.)
	Tony Brackens (1996-2003)	18 (5 ints., 13 fum.)

LOOKING AT THE COMPETITION

Eight of the Jaguars' first 14 games came against teams with a record of .500 or above heading into this week including two division leaders in Houston (12-2) and Green Bay (10-4). The combined record of the club's first 14 opponents is 106-90 (.541 pct.).

Here's the list of the club's first 14 opponents and where they rank in their respective division:

	RECORD	DIVISION RANK
Minnesota Vikings	8-6	T-2nd
Houston Texans*	12-2	1st
Indianapolis Colts	9-5	2nd
Cincinnati Bengals	8-6	2nd
Chicago Bears	8-6	T-2nd
Oakland Raiders	4-10	3rd
Green Bay Packers*	10-4	1st
Detroit Lions	4-10	4th
Indianapolis Colts	9-5	2nd
Houston Texans*	12-2	1st
Tennessee Titans	5-9	3rd
Buffalo Bills	5-9	4th
New York Jets	6-8	T-2nd
Miami Dolphins	6-8	T-2nd

Here's the list of the club's final two opponents and where they rank in their respective division:

	RECORD	DIVISION RANK
New England Patriots*	10-4	1st
Tennessee Titans	4-9	3rd

*Clinched playoff spot

PLAYER NOTES

RECORD-BREAKING SEASON FOR SCOBEE

Josh Scobee has set franchise records for most career field goals and points through the first 14 games and tied Mike Hollis for the franchise record for consecutive field goals made with 20. Scobee, who surpassed Hollis (175) for the franchise record with 189 career field goals, snapped his streak of 20 straight made field goals on 11/8 against Indianapolis by misfiring from 44 yards in the first quarter. He opened the 2012 season with 14 consecutive field goals made and is currently 22 of 24.

MOST CAREER FIELD GOALS IN JAGUARS HISTORY

RK	PLAYER, YEARS	FGs
1.	Josh Scobee, 2004-12	189 (236 attempts)
2.	Mike Hollis, 1995-2001	175 (217 attempts)

MOST POINTS IN JAGUARS HISTORY

RK	PLAYER, YEARS	POINTS
1.	Josh Scobee, 2004-12	836
2.	Mike Hollis, 1995-2001	764
3.	Fred Taylor, 1998-2008	424

JAGUARS HIGHEST CAREER FIELD GOAL PERCENTAGE

RK	PLAYER, YEARS	PCT.
1.	Mike Hollis, 1995-2001	80.6 (175 of 217)
2.	Josh Scobee, 2004-12	80.1 (189 of 236)

STREAK ENDS AT 20 STRAIGHT WITHOUT A MISS

Josh Scobee's streak of 20 consecutive made field goals dating back to 2011 was snapped on 11/8 against Indianapolis as he missed from 44 yards. The 20 straight made field goals was tied for the longest streak in team history. Here are the longest streaks of consecutive field goals made in team history.

MOST CONSECUTIVE FIELD GOALS IN FRANCHISE HISTORY

FGs	PLAYER (Streak)
20	Mike Hollis (11/1/98 through 9/19/99)
20	Josh Scobee (11/27/11 through 11/4/12)
16	Mike Hollis (10/12/97 through 11/30/97)
15	Josh Scobee (10/1/06 through 11/26/06)
15	Josh Scobee (9/11/11 through 11/13/11)
14	Josh Scobee (9/12/10 through 11/14/10)

Hot starts are becoming the norm for Scobee. Here's a look at his totals to start the season the last three years:

■ (2012) - Connected on his 14 field goal attempts to begin the season before misfiring from 44 yards vs. Indianapolis. Hit on 6 of 7 field goal attempts from 40-plus yards including a season-long 50-yarder at Oakland on 10/21. He has recorded 16 career games with at least two field goals of 40-plus yards including 11/18 at Houston (43, 40).

■ (2011) - Connected on his first 15 field goal attempts before he was wide right on a 45-yard try in the second quarter on Nov. 13 at Indianapolis. The 15 straight field goals tied his career-best, equalling the third-best streak in team history. He was 9 of 10 on field goals in the preseason.

■ (2010) - Started the season 14 of 14 with nine of the field goals coming from 40-plus yards before he missed on Nov. 14 against Houston. He also made all nine field goal attempts in the preseason.

50 AND BEYOND

Josh Scobee has connected on 19 of 31 field goals (61.3 pct.) in his career from 50-plus yards and was five of six in 2011 (55, 53, 54, 54, 51). The 19 field goals of 50-plus yards are the most in team history. He hit a season-long 50-yarder at Oakland on 10/21.

Scobee connected on five of his six field goal attempts from 50-plus yards in 2011. The five field goals were the most in franchise history for a season and tied for the sixth-most in the NFL in 2011.

SCOBEE'S 50-PLUS YARD FIELD GOALS

DATE	OPPONENT	FG	FINAL
10/24/04	at Indianapolis	53	W, 27-24
10/ 9/05	vs. Cincinnati	51	W, 23-20
10/ 9/05	vs. Cincinnati	53	W, 23-20
9/14/08	vs. Buffalo	50	L, 16-20
9/21/08	at Indianapolis	51	W, 23-21
10/26/08	vs. Cleveland	53	L, 17-23
11/ 2/08	at Cincinnati	52	L, 19-21
9/27/09	at Houston	52	W, 31-24
10/ 4/09	vs. Tennessee	50	W, 37-27
12/ 6/09	vs. Houston	51	W, 23-18
12/17/09	vs. Indianapolis	50	L, 31-35
9/26/10	vs. Philadelphia	51	L, 3-28
10/ 3/10	vs. Indianapolis	59	W, 31-28
9/18/11	at New York Jets	55	L, 3-32
9/25/11	at Carolina	53	L, 10-16
10/24/11	vs. Baltimore	54	W, 12-7
10/24/11	vs. Baltimore	54	W, 12-7
10/24/11	vs. Baltimore	51	W, 12-7
10/21/12	at Oakland	50	L, 23-26 (OT)

DISTANCE NOT A PROBLEM

Josh Scobee owns the record for the four longest field goals in team history including a 59-yard field goal on 11/3/10 vs. Indianapolis.

LONGEST FIELD GOALS IN JAGUARS HISTORY

FG	PLAYER	GAME
59	Josh Scobee	10/3/10 vs. Indianapolis
55	Josh Scobee	9/18/11 at New York Jets
54	Josh Scobee	10/24/11 vs. Baltimore
54	Josh Scobee	10/24/11 vs. Baltimore
53	Mike Hollis	10/8/95 vs. Pittsburgh
53	Mike Hollis	9/29/96 vs. Carolina
53	Seth Marler	10/5/03 vs. San Diego
53	Josh Scobee	10/24/04 at Indianapolis
53	Josh Scobee	10/9/05 vs. Cincinnati
53	Josh Scobee	10/26/08 vs. Cleveland
53	Josh Scobee	9/25/11 at Carolina

PLAYER NOTES

SCOBEE AMONG NFL LEADERS

Josh Scobee ranks eighth among NFL kickers in 2012 with a 91.7 field goal percentage heading into this weekend.

2012 NFL FIELD GOAL LEADERS (Percentage) (minimum 10 made field goals)

RK	PLAYER, TEAM	PCT.	FGs
1.	Kai Forbath, Washington	100.0	15 of 15
2.	Phil Dawson, Cleveland	96.3	26 of 27
3.	Shaun Suisham, Pittsburgh	96.3	26 of 27
4.	Rian Lindell, Buffalo	95.2	20 of 21
5.	Dan Bailey, Dallas	93.1	27 of 29
6.	Justin Tucker, Baltimore	92.6	25 of 27
7.	Josh Scobee, Jacksonville	91.7	22 of 24

SCOBEE EXCELS IN CLUTCH

Josh Scobee has seven career game-winning field goals including three against the division rival Colts. Scobee connected on a franchise-record 59-yard field goal as time expired to give the Jaguars a win over the Colts in week four of the 2010 season. The 59-yard field goal was the third-longest game-ending field goal in NFL history.

LONGEST GAME-ENDING FIELD GOALS IN NFL HISTORY

PLAYER	DATE	RESULT	FG
Tom Dempsey, N.O.	11/8/70 at Det.	W, 19-17	63
Matt Bryant, T.B.	10/22/06 vs. Phi.	W, 23-21	62
Josh Scobee, Jax.	10/3/10 vs. Ind.	W, 31-28	59

SCOBEE'S CAREER GAME-WINNING FIELD GOALS

DATE	OPPONENT	FG	TIME	FINAL
10/24/04	at Indianapolis	53	0:38	27-24
1/5/08	at Pittsburgh	25	0:37	31-29
9/21/08	at Indianapolis	51	0:04	23-21
9/28/08	vs. Houston	37	11:25 (OT)	30-27
10/18/09	vs. St. Louis	36	8:00 (OT)	23-20
11/15/09	at New York Jets	21	0:03	24-22
10/ 3/10	vs. Indianapolis	59	0:05	31-28

SCOBEE FINISHES STRONG

Josh Scobee connected on 92.0 percent of his field goals (23 of 25) in 2011, the second-highest percentage in team history, and is currently 22 of 24 (91.7 pct.) through 14 games.

JAGUARS SINGLE-SEASON HIGHEST FIELD GOAL PERCENTAGE

RK	PLAYER, SEASON	PCT.	FGs
1.	Mike Hollis, 2000	92.3	24 of 26
2.	Josh Scobee, 2011	92.0	23 of 25
3.	Mike Hollis, 1997	83.1	31 of 36
4.	Mike Hollis, 1996	83.3	30 of 36
5.	Mike Hollis, 1999	81.6	31 of 38
	Josh Scobee, 2012	91.7	22 of 24

MEESTER TOPS THE RECORD BOOKS

Center **Brad Meester** holds the franchise records for games played (191) and started (191). Meester, who is in his 13th season, became the first player in team history to play 12 seasons. He is the only player to play for all three head coaches in franchise history (Tom Coughlin, Jack Del Rio, Mike Mularkey).

Here's a look at where Meester stands in the Jaguars record book:

JAGUARS MOST SEASONS

RK	PLAYER, YEARS	SEASONS
1.	Brad Meester, 2000-12	13
2.	Fred Taylor, 1998-2008	11
	Jimmy Smith, 1995-2005	11
4.	Rob Meier, 2000-09	10

JAGUARS MOST GAMES PLAYED

RK	PLAYER, YEARS	GAMES PLAYED
1.	Brad Meester, 2000-12	191
2.	Jimmy Smith, 1995-2005	171
3.	Fred Taylor, 1998-2008	140
4.	Rob Meier, 2000-09	138
5.	Rashean Mathis, 2003-12	135
6.	Josh Scobee, 2004-12	134
7.	Joe Zelenka, 2001-08	128
8.	John Henderson, 2002-09	124
	Daryl Smith, 2004-12	124
10.	Mark Brunell, 1995-2003	120
	Kyle Brady, 1999-2006	120

JAGUARS MOST CAREER STARTS

RK	PLAYER, YEARS	STARTS
1.	Brad Meester, 2000-12	191
2.	Jimmy Smith, 1995-2005	150
3.	Fred Taylor, 1998-2008	136
4.	Rashean Mathis, 2003-12	129
5.	Daryl Smith, 2004-12	122
6.	John Henderson, 2002-09	120
7.	Mark Brunell, 1995-2003	117
8.	Donovin Darius, 1998-2006	115
9.	Kyle Brady, 1999-2006	110
10.	Vince Manuwai, 2003-10	105

JAGUARS MOST CONSECUTIVE STARTS

RK	PLAYER	STARTS
1.	Brad Meester (9/3/00 through 12/4/05)	92
2.	Rashean Mathis (9/7/03 through 11/25/07)	74
3.	Brad Meester (10/26/08 through present)*	72
4.	Marcus Stroud (9/8/02 through 10/1/06)	68
	Vince Manuwai (11/30/03 through 12/23/07)	68
6.	Maurice Williams (9/7/03 through 12/31/06)	64
7.	Chris Naeole (9/8/02 through 12/24/05)	63
8.	Uche Nwaneri (10/4/09 through present)	59
9.	Kevin Hardy (12/21/97 through 11/18/01)	58
10.	Mike Peterson (9/7/03 through 10/8/06)	53

*current streak

PLAYER NOTES

THE "POZ" LEADS JAGUARS DEFENSE

There is little doubt who the leader of the Jaguars 2012 defense is through 14 games. LB **Paul Posluszny** leads the team with a career-high 207 tackles and has double-digit tackles in 12 of 14 games. He has registered 100-plus tackles in five straight seasons.

Posluszny accumulated a career-high 192 tackles in his first season with the Jaguars in 2011. He was signed as an unrestricted free agent after spending four years with Buffalo.

JAGUARS 2012 MOST TACKLES

RK	PLAYER	TACKLES
1.	Paul Posluszny	207
2.	Russell Allen	182
3.	Dawan Landry	159
4.	Tyson Alualu	76
	C.J. Mosley	76

PAUL POSLUSZNY'S SEASON TACKLE TOTALS

SEASON	TACKLES	RANK ON TEAM
2007*	26	---
2008	129	1st
2009	115	1st
2010	140	1st
2011	192	1st
2012	207	1st

*Played in only three games

POSLUSZNY EYES SINGLE-SEASON RECORD

With two games remaining, LB **Paul Posluszny** is 24 tackles shy of setting the franchise record. Posluszny registered 207 tackles in the first 14 games, only the second player in franchise history to eclipse 200 tackles. His 192 tackles in 2012 were the second-most in team history.

JAGUARS MOST SINGLE-SEASON TACKLES

RK	PLAYER, YEAR	TACKLES
1.	Hardy Nickerson, 2001	230
2.	Paul Posluszny, 2012	207
3.	Paul Posluszny, 2011	192
4.	Mike Peterson, 2005	190
5.	Wali Rainer, 2002	188

UNDRAFTED ROOKIE IN STARTING ROLE

LB **Russell Allen** opened the season as a starter for the first time in his career and ranks second on the team with career-high 182 tackles including a team-high seven tackles for loss. Allen surpassed his previous career-high of 76 stops in 2011.

Allen has produced two of the top nine single-game tackle totals in 14 games this season. He registered a career-high 22 tackles in week two against Houston, tied for the second-most in franchise history, and had a team-high 20 stops on 11/18 at Houston. The 22 tackles were the most by a Jaguar since 2002.

JAGUARS MOST SINGLE-GAME TACKLES

RK	PLAYER, DATE	TACKLES
1.	Hardy Nickerson, 11/25/01 vs. Bal.	23
2.	Russell Allen, 9/16/12 vs. Hou.	22
	T.J. Slaughter, 11/25/01 vs. Bal.	22
	Wali Rainer, 10/13/02 at Ten.	22
5.	Bryan Schwartz, 12/17/95 at Det.	21
	Paul Posluszny, 12/16/12 at Mia.	21
7.	Russell Allen, 11/18/12 at Hou.	20
	Kevin Hardy, 11/1/98 at Bal.	20
	Daryl Smith, 12/18/10 at Ind.	20

INSTANT UPGRADE

The Jaguars claimed ninth-year DE **Jason Babin** off waivers from Philadelphia on Nov. 28 and he was in the starting lineup the last three games, producing two sacks and two forced fumbles in consecutive weeks.

Babin had a trifecta on 12/9 against the Jets with a sack/forced fumble/fumble recovery on Mark Sanchez, his first sack as a Jaguar. He followed with a sack/forced fumble of Ryan Tannehill last Sunday at Miami.

The two-time (2010-11) Pro Bowl selection has played in 112 games with 72 starts over his nine seasons and has spent time with Houston (2004-06), Seattle (2007-08), Kansas City (2008), Tennessee (2010) and Philadelphia (2009, 2011-12). He was a first-round draft pick of the Texans in 2004, the 27th pick overall. His career totals include 55.5 sacks, 11 forced fumbles and three fumble recoveries.

Babin started the first 11 games of the 2012 season for the Eagles and totaled 32 tackles (24 solo), 5.5 sacks, 30 quarterback pressures and two forced fumbles. His 5.5 sacks led the Eagles and he had a sack in three of his last four games played.

BABIN'S YEAR-BY-YEAR SACKS

SEASON	TEAM	SACKS	GAMES/STARTS
2004	Houston	4.0	16/16
2005	Houston	4.0	12/3
2006	Houston	5.0	15/3
2007	Seattle	0.0	2/0
2008	Seattle/K.C.	2.0	9/4
2009	Philadelphia	2.5	12/0
2010	Tennessee	12.5	16/16
2011	Philadelphia	18.0	16/16
2012	Phi./Jax.	7.5	14/14
TOTALS		55.5	112/72

PLAYER NOTES

BABIN RANKS AMONG NFL'S BEST

Jason Babin ranks third in the NFL with 38.0 sacks in the last three seasons. Babin registered 12.5 sacks in 2010 with Tennessee and produced a career-high 18.0 sacks in 2011 with Philadelphia which ranked third in the NFL. Here's the list:

NFL MOST SACKS FROM 2010-12

RK	PLAYER, TEAM	SACKS
1.	DeMarcus Ware, Dallas	46.5
2.	Jared Allen, Minnesota	42.0
3.	Jason Babin, Tenn., Phi., Jax.	38.0
4.	Cameron Wake, Miami	36.5
5.	Tamba Hali, Kansas City	34.5

BABIN'S MULTI-SACK GAMES

Jason Babin has 13 career multi-sack games including three career games with three sacks. Here's the list:

SACKS	DATE	OPPONENT
3.0	12/18/11	vs. New York Jets
3.0	10/ 2/11	vs. San Francisco
3.0	12/11/11	at Miami
2.0	12/ 1/11	at Seattle
2.0	10/30/11	vs. Dallas
2.0	9/11/11	at St. Louis
2.0	12/19/10	vs. Houston
2.0	10/10/10	at Dallas
2.0	11/12/06	at Jacksonville
2.0	1/ 1/06	at San Francisco
2.0	12/18/05	at Arizona
1.5	9/23/12	at Arizona
1.5	9/19/10	vs. Denver

BABIN'S HIT LIST

Jason Babin has sacked 31 different quarterbacks with his 55.5 career sacks. Here's the list:

Tony Romo (5.0), Alex Smith (5.0), Mark Sanchez (4.0), David Garrard (3.0), Matt Schaub (3.0), Matt Moore (3.0), Eli Manning (2.5), Tarvaris Jackson (2.0), Jason Campbell (2.0), Philip Rivers (2.0), Sam Bradford (2.0), Peyton Manning (2.0), Kevin Kolb (1.5), Kyle Orton (1.5), Brandon Weeden (1.0), Drew Brees (1.0), Robert Griffin III (1.0), Joey Harrington (1.0), Daunte Culpepper (1.0), Chad Pennington (1.0), Kurt Warner (1.0), John Navarre (1.0), Aaron Brooks (1.0), Tom Brady (1.0), Ryan Fitzpatrick (1.0), Dennis Dixon (1.0), Donovan McNabb (1.0), Matt Ryan (1.0), Cam Newton (1.0), Matt Cassel (1.0), Ryan Tannehill (1.0)

NOSE FOR THE BALL

Eighth-year DT **C.J. Mosley** has been the most productive defensive lineman through 14 games, leading the team with three fumble recoveries and sharing the team lead with two sacks. Mosley entered the 2012 season without a fumble recovery in 83 career games.

The three fumble recoveries are tied for the sixth-most in the NFL through 13 games. Bryan Schwartz (1998) and Donovan Darius (2004) hold the single-season franchise record for fumble recoveries with four.

Mosley, who has started a career-high 10 games in 2012, was originally a sixth-round draft pick of Minnesota in 2005 and also spent time with the New York Jets and Cleveland.

Mosley recorded a sack/forced fumble of Matt Schaub on 11/18 at Houston in the first quarter and Schaub recovered the ball. He sacked Schaub again in the third quarter. He has 11 career sacks including three with the Jaguars.

LOWERY SHOWS KNACK FOR 'BIG PLAY'

The Jaguars traded for S **Dwight Lowery** on September 3, 2011, the day teams had to reduce their roster to 53 players. Eight days later, Lowery was on the field for the season-opener against Tennessee and has played a major role for the club ever since. After missing five games with an ankle injury this season, Lowery returned to the lineup on 11/25 vs. Tennessee and was up to his old tricks. He sealed the club's second win of the season with a fourth quarter interception of Titans QB Jake Locker.

Lowery, who played three seasons with the New York Jets, was dubbed "The Closer" by his teammates at the Jets for his tendency to make a play at the end of the game.

Here's a look at Lowery's game-changing plays in his career and three games while with the Jets that changed the momentum in the fourth quarter:

- (Nov. 26, 2012) - With the Jaguars clinging to a 21-19 lead with 2:53 remaining in the game, he intercepted a **Jake Locker** pass that was tipped by LB **Russell Allen** and returned it 21 yards to secure the club's first home win.
- (Sept. 11, 2011) - Intercepted **Matt Hasselbeck** with 23 seconds remaining in the fourth quarter to seal the victory.
- (Oct. 9, 2011) - Set up a Jaguars score with a 30-yard return of an interception of **Andy Dalton** in the second quarter.
- (Oct. 24, 2011) - Sacked **Joe Flacco** for a seven-yard loss on a third-and-nine in the third quarter at the Jaguars 27-yard line. The sack forced a 52-yard field goal by Billy Cundiff which was wide right.
- (Oct. 30, 2011) - Scooped up a **Ben Tate** fumble in the fourth quarter and returned it 23 yards to set up a Jaguars touchdown.
- (Oct. 11, 2010 vs. Minnesota) - With 1:34 remaining in the fourth quarter and the Jets clinging to a 22-20 lead, he intercepted **Brett Favre** and returned it 26 yards for a touchdown.
- (Oct. 17, 2010 at Denver) - Recovered an aborted snap by QB **Kyle Orton** with 42 seconds to play at the Jets 44-yard line to preserve the win.
- (Oct. 18, 2009 vs. Buffalo) - Intercepted QB **Ryan Fitzpatrick** in overtime in a game that was eventually lost by the Jets.

POSITION-BY-POSITION

Here is a position-by-position breakdown of the 2012 Jaguars:

QUARTERBACKS (2)

- **Blaine Gabbert**, the 10th overall pick in 2011, was placed on injured reserve on Nov. 21 with a right forearm/left shoulder injury. Gabbert started the first 10 games and had nine touchdown passes and six interceptions for a 77.4 rating.
- Fifth-year pro **Chad Henne** has started the last four games and led the club to their first home win of the season on 11/25 vs. Tennessee. Henne backed up Gabbert for the first 10 games after signing as an unrestricted free agent on March 5. After Gabbert left with a right forearm/elbow injury in the first quarter on 11/18 at Houston, Henne threw for 354 yards and four touchdowns on 16 of 33 passing in the overtime loss. He finished with 261 yards and two touchdowns against the Titans in the win. Henne, a second-round pick of Miami in 2008, started 31 games for the Dolphins from 2008-11 including the first four games in 2011 before suffering a season-ending left shoulder injury.
- The Jaguars signed fourth-year pro **Jordan Palmer** on Nov. 21 and he backs up Henne. Palmer signed with the Jaguars in May after attending a three-day rookie minicamp on a tryout basis and was waived on final cuts. Palmer spent four seasons (2008-11) in Cincinnati and saw action in four games, playing under Jaguars offensive coordinator Bob Bratkowski.

RUNNING BACKS (6)

- Three-time Pro Bowl selection **Maurice Jones-Drew** leads the backfield but could miss his ninth straight game after suffering a left foot injury at Oakland on 10/21. Jones-Drew, a second-round pick in 2006, led the NFL in rushing in 2011 with a franchise-record 1,606 yards. He owns the franchise record with 76 career touchdowns (63 rushing, 11 receiving, 2 kickoff returns) in 99 games and compiled 7,268 yards on the ground.
- 2009 seventh-round pick **Rashad Jennings** missed the entire 2011 season with a knee injury and opened the 2012 season as the starter. He injured his knee in the opener at Minnesota and missed two games before returning against Cincinnati and suffered a concussion on 12/2 at Buffalo and was inactive the last two weeks. Jennings posted career-best numbers in 2010 with 459 rushing yards and four touchdowns, including two 100-yard rushing games. He has 283 yards on 101 rushes in 2012 along with 19 receptions for 130 yards. **Montell Owens** was inserted into the starting lineup the last two weeks. Owens, the franchise leader for career special teams tackles with 118, is a two-time Pro Bowl selection.
- The Jaguars promoted second-year pro **Richard Murphy** off the practice squad on Dec. 1 and he has 10 carries for 39 yards. He was originally signed as a rookie free agent by the club in 2011 after four seasons at LSU.
- Fullback **Greg Jones** is in his ninth season and is regarded as one of the NFL's best at his position. Jones, who missed four games with a thigh injury, has served as a lead blocker for two running backs (Fred Taylor, Maurice Jones-Drew) that have made four Pro Bowl appearances. He has career totals of 269 rushes for 911 yards and 10 touchdowns. The Jaguars signed second-year RB **Keith Toston** on Dec. 11. He spent time with the club during the preseason and has played in three regular season games for the Jaguars in 2012.

WIDE RECEIVERS (5)

- The Jaguars overhauled the wide receiver position through the draft and free agency. The unit is led by 40-year coaching veteran Jerry Sullivan who was added to the staff on January 20.
- The Jaguars moved up in the draft to select former Oklahoma State wide receiver **Justin Blackmon** with the fifth overall pick. Blackmon has a rookie franchise-record 707 yards along with 51 receptions and three touchdowns. He had 236 receiving yards on seven receptions on 11/18 at Houston, the third-most in NFL history by a rookie.
- The Jaguars selected **Cecil Shorts** in the fourth round of the 2011 draft after a record-breaking career at Division III Mount Union. Shorts leads the

team with 925 yards on 49 receptions (18.9 avg.) and seven touchdowns in 13 games played. He was inactive on 12/9 against the Jets after suffering a concussion on 12/2 at Buffalo in the fourth quarter.

- The Jaguars signed third-year pro **Jordan Shipley** on Nov. 20 and he has played in the last four games. His career totals include 67 receptions for 725 yards and three touchdowns in 22 career games. He spent two seasons (2010-11) with Cincinnati and played in one game for Tampa Bay in 2012.
- The Jaguars signed rookie **Toney Clemons** who spent the first 12 weeks of this season on Pittsburgh's practice squad after being selected in the seventh round. Rookie Mike Brown was promoted from the practice squad on Tuesday. He was originally signed as a rookie free agent out of Liberty.

TIGHT ENDS (3)

- Former first-round pick **Marcedes Lewis** is in his seventh season and has started 93 of 107 games. Lewis, who made the Pro Bowl in 2010, owns the team record for career touchdowns (21), receptions (261) and receiving yards (3,094) by a tight end. He ranks third on the team for receptions in 2012 with 41 for 410 yards and four touchdowns including two scores on 11/18 at Houston.
- Third-year pro **Zach Potter** has played in 43 games the last four seasons. The former collegiate defensive end was originally signed as a rookie free agent by the New York Jets in 2009 before spending the majority of his rookie season on the Jaguars practice squad.
- Fourth-year pro **Isaiah Stanback** was promoted to the 53-man roster on Tuesday after spending the last two weeks on the practice squad. He has spent time with Dallas (2007-08), New England (2009), Seattle (2010) and the New York Giants (2011). He was originally a fourth-round draft pick of the Cowboys in 2009 and has played in 16 career games with two starts.

OFFENSIVE LINE (8)

- The Jaguars' offensive line is an experienced group with all eight players having at least one regular season start under their belt. Center **Brad Meester** is in his 13th NFL season and holds the franchise record for games played and started with 191.
- Sixth-year pro **Uche Nwaneri** starts at right guard. Nwaneri has started 74 of 86 games (16 at LG, 58 at RG) since joining the club as a fifth-round pick in 2007. Four different players have started at left guard for the club with rookie **Austin Pasztor** slated to make his second straight start on Sunday. Rookie free agent **Mike Brewster** started seven games at left guard before he was placed on injured reserve with a hand injury. 2009 second-round pick **Eben Britton** opened the season as the starting left guard for the first time in his career. He has made 30 career starts with 23 at right tackle and seven at left guard.
- The club selected left tackle **Eugene Monroe** (1st round) in the 2009 draft. Monroe has started 56 games on the left side and has not missed a snap through 14 games. **Cameron Bradfield** earned the starting right tackle job in the preseason. Bradfield appeared in nine games in 2011 with two starts (1 at RT, 1 at LT) after earning a roster spot as an undrafted rookie. Seventh-year pro **Guy Whimper** started a career-high 15 games (14 at RT, 1 at LT) in 2011 and was inserted into the starting lineup for three games this season in a two-tight end formation. He was originally a fourth-round pick of the New York Giants in 2006.
- Fifth-year pro **Steve Vallos** has played in 42 games with eight starts (7 at C, 1 at LG) and has also spent time with Seattle, Cleveland and Philadelphia.

DEFENSIVE LINE (10)

- Fifth-year pro **Jeremy Mincey** starts at left end after leading the Jaguars in sacks the last two seasons including a career-high eight in 2011 along with 45 quarterback pressures. He became the first player to lead the team in sacks in consecutive seasons since Tony Brackens (1999-2001). He forced two fumbles in week four against Cincinnati with one recovered by the Jaguars. He shares team-lead with two sacks and 19 quarterback pressures through 14 games. The Jaguars claimed ninth-year DE **Jason Babin**

POSITION-BY-POSITION

off waivers from Philadelphia on Nov. 28 and he has a sack/forced fumble in back-to-back games. Babin, a two-time Pro Bowl selection, has 55.5 career sacks in 112 games including a career-high 18 in 2011 with the Eagles. He has spent time with Houston (2004-06), Seattle (2007-08), Kansas City (2008), Tennessee (2010) and Philadelphia (2009, 2011-12). He started the first 11 games of the 2012 season for Eagles and led team with 5.5 sacks.

■ 2010 fifth-round pick **Austen Lane** was hampered by a foot injury and made his first start of the season in week five against Chicago where he recorded a sack. He suffered a foot injury on 11/25 against Tennessee and was inactive on 12/2 at Buffalo. Lane has played in 27 career games with 17 starts. He had a sack/forced fumble of Andrew Luck on 11/8 vs. Indianapolis. 2012 second-round pick **Andre Branch** injured his groin last week and was placed on injured reserve on Dec. 18. The former Clemson standout finished his collegiate career with 17.5 sacks and 33.5 tackles for loss. Third-year pro **George Selvie** suffered a knee injury in the third preseason game and was inactive the first five games and missed the last two games with a concussion. Second-year DE **John Chick** was activated from the PUP list on Oct. 27 and led the team with three quarterback pressures at Green Bay. He suffered a season-ending knee injury on Dec. 6, 2011 after playing in 11 games.

■ Veteran **C.J. Mosley** was re-signed in the offseason after starting a career-high three games in 2011. Mosley, in his eighth NFL season, has also spent time with Minnesota, the New York Jets and Cleveland and recorded 11 career sacks including his first two of the season on 11/18 at Houston. He has made a career-high 10 starts in 2012 and leads the team with a career-high three fumble recoveries along with five tackles for loss and a career-high 76 tackles. Two former draft picks and a veteran anchor the club's defensive line. Tackles **Terrance Knighton** (3rd round, 2009) and **Tyson Alualu** (1st round, 2010) were drafted in consecutive years. Knighton, nicknamed "Pot Roast," has started 51 games in four seasons including 40 straight to begin his career. He has 7.5 career sacks, 21 tackles for loss and 77 quarterback pressures and shares the team-lead with two sacks and two forced fumbles through 14 games. Alualu, the 10th overall pick, started all 46 games his first three seasons and registered nine sacks, 14 tackles for loss and 50 quarterback pressures.

■ Depth at tackle is provided by 2012 seventh-round pick **Jeris Pendleton**. Pendleton, 28, played two seasons at Ashland University and did not begin playing collegiately until age 24.

LINEBACKERS (6)

■ The unit suffered a blow with the loss ninth-year pro **Daryl Smith** to a groin injury. Smith, the franchise's all-time leading tackler with 1,084, was placed on injured reserve Oct. 25 with a designation to return. He is eligible to return to action on Sunday.

■ Sixth-year pro **Paul Posluszny** mans the middle as he is in his second season with the club after signing as an unrestricted free agent in 2011. Posluszny has posted five straight seasons of 100-plus tackles including a career-high 207 through 14 games along with two forced fumbles, three interceptions and six tackles for loss. He registered a career-high 192 stops in 2011, the second-most in franchise history. He has posted double-digit tackles in 12 of 14 games this season.

■ **Russell Allen** is in his fourth season with the club after re-signing in the offseason and starts on the outside. He has played in all 62 games to begin his career with 29 starts and has registered a career-high 182 tackles through 14 games this season which rank second on the club.

■ **Julian Stanford** (Wagner) earned a roster spot as a rookie free agent and ranks second on the club with 11 special teams tackles. He was inserted into the starting lineup the last seven weeks. Third-year pro **Kyle Bosworth** started the first six games and has 51 tackles including four for loss. He recorded his first career interception against Cincinnati in week four. He leads the team with 12 special teams tackles. The Jaguars signed second-year pro **Greg Jones** on Nov. 12 and he played in all 16 games with five starts for the New York Giants in 2011 as a rookie. 2012 fifth-round pick **Brandon Marshall** has played in four games as a rookie and spent five weeks on the practice

squad before he was moved to the 53-man roster on Tuesday.

DEFENSIVE BACKS (10)

■ Perhaps the most experienced unit on the roster is the secondary. 2009 third-round pick **Derek Cox** starts at one corner. Cox has started 43 of 45 games and has 11 career interceptions including a team-high three picks in 2012. He was hampered by injuries in 2011 and made only six starts and was inactive the first two games in 2012 with a hamstring injury and injured his leg on 11/25 against Tennessee and was inactive on 12/2 at Buffalo. The Jaguars selected Florida State cornerback **Mike Harris** in the sixth round of this year's draft and he starts at the other corner. He registered his first career sack and interception on 11/25 against Tennessee.

■ 10th-year pro **Rashean Mathis** holds the franchise record with 30 career interceptions and has started all 16 games in five of his nine seasons. Mathis returned to the lineup the last four games after missing four games with a groin injury. Sixth-year pro **Aaron Ross** signed as an unrestricted free agent in the offseason and he leads the team with 12 passes defended. Ross, who has started 49 games (33 at LCB, 16 at RCB), spent the past five seasons with the New York Giants and totaled 11 interceptions. He suffered a leg injury on 12/2 at Buffalo and was inactive the last two weeks.

■ **Kevin Rutland** earned a roster spot as a rookie free agent in 2011 and has appeared in 25 games with five starts. The Jaguars added fifth-year CB **Antwaun Molden** on Nov. 27. Molden has spent time with Houston, New England and the New York Giants and played in 51 games with two starts. He played in all 16 games for the Patriots in 2011 and had two interceptions.

■ The safety position is solidified with seventh-year pro **Dawan Landry** and fifth-year pro **Dwight Lowery**. In his first season with the Jaguars in 2011, Landry ranked third on the club with a career-high 115 tackles and has a career-high 159 tackles through 14 games this season. He has started 94 of 96 games and owns a current streak of 62 consecutive starts, the third-most among active NFL safeties. Lowery injured his ankle in week five against Chicago and returned the last four weeks after missing five games. The Jaguars resigned Lowery in the offseason after he was acquired via trade with the Jets prior to the 2011 season-opener. He has played in 65 games with 39 starts and recorded 10 career interceptions.

■ 2010 fourth-round pick **Chris Prosinski** who has the ability to play both free and strong safety started in Lowery's place. Prosinski has played in 26 games and has 50 tackles and four passes defended through 14 games. Jacksonville native **Antwon Blake** (Texas El-Paso) earned a roster spot as a rookie free agent and he plays on all four special teams units.

SPECIALISTS (3)

■ **Josh Scobee**, a fifth-round pick by the Jaguars in 2004, is in his ninth season as the placekicker after resigning with the club in the offseason. Scobee has connected on 189 of 236 field goals (80.1 pct.). He has hit seven game-winning field goals including a franchise-best 59-yard game-winning field goal in 2010.

■ The Jaguars selected **Bryan Anger** in the third round of this year's draft, the highest a punter has been selected in the NFL draft since 1995. The former California standout owns a 47.5-yard average on 82 punts.

■ Fifth-year pro **Jeremy Cain** is in his fourth season as long snapper with the Jaguars. Cain has played in 79 career games since entering the NFL in 2004.

CLOSER LOOK AT THE ROSTER

SMITH BUILDS ROSTER

Gene Smith is in his fourth season as the Jaguars general manager and is one of 10 current staff members who joined the franchise in 1994. Smith's mantra since taking the helm is to build through the draft and supplement the roster in free agency.

Smith's first four drafts (2009-12) netted 26 players and 18 remain with the club. The group has made 360 combined starts. Of the six players selected in the first two rounds, four are regular starters for the Jaguars.

TAKING CARE OF HOME

Of the 22 current starters, 14 were either drafted by the Jaguars or signed as rookie free agents including 9 of 11 offensive starters.

OFFENSE

POS.	PLAYER	HOW ACQ.
LT	Eugene Monroe	2009 Draft (1st round)
C	Brad Meester	2000 Draft (2nd round)
RG	Uche Nwaneri	2007 Draft (5th round)
RT	Cameron Bradfield	2011 Undrafted rookie
TE	Marcedes Lewis	2006 Draft (1st round)
WR	Justin Blackmon	2012 Draft (1st round)
WR	Cecil Shorts	2011 Draft (4th round)
RB	Maurice Jones-Drew	2006 Draft (2nd round)
FB	Greg Jones	2004 Draft (2nd round)

DEFENSE

POS.	PLAYER	HOW ACQ.
DT	Tyson Alualu	2010 Draft (1st round)
LB	Julian Stanford	2012 Undrafted rookie
LB	Russell Allen	2009 Undrafted rookie
RCB	Derek Cox	2009 Draft (3rd round)
LCB	Mike Harris	2012 Draft (6th round)

FROM UNDRAFTED TO STARTER

Each year following the NFL Draft more than 400 players are signed to rookie free agent contracts after not hearing their name called. These players enter the NFL at the bottom of each team's depth chart with only several months to prove their worth.

The Jaguars have a history of undrafted rookies earning roster spots and the club has three former rookie free agents in the starting lineup in 2012 with LB **Russell Allen**, LB **Julian Stanford**, and RT **Cameron Bradfield**.

The most well-known rise to prominence for a rookie free agent on the Jaguars roster is RB **Montell Owens**. Owens entered the 2006 training camp as the sixth running back on the depth chart and six years later he is considered one of the NFL's top special teams players. He was voted to the Pro Bowl in 2010 and 2011 after being named an alternate in 2009.

2009-2012 JAGUARS DRAFT HISTORY

2009

POS.	PLAYER	ROUND (PICK)	COLLEGE
OT	Eugene Monroe	1st (8th)	Virginia
OL	Eben Britton	2nd (39th)	Arizona
DT	Terrance Knighton	3rd (72nd)	Temple
CB	Derek Cox	3rd (73rd)	William & Mary
WR	Mike Thomas^	4th (107th)	Arizona
WR	Jarett Dillard^	5th (144th)	Rice
TE	Zach Miller ^	6th (180th)	Nebraska-Omaha
RB	Rashad Jennings	7th (250th)	Liberty
WR	Tiquan Underwood^	7th (253rd)	Rutgers

2010

POS.	PLAYER	ROUND (PICK)	COLLEGE
DT	Tyson Alualu	1st (10th)	California
DT	D'Anthony Smith	3rd (74th)	Louisiana Tech
DE	Larry Hart^	5th (143rd)	Central Arkansas
DE	Austen Lane	5th (153rd)	Murray State
RB/KR	Deji Karim^	6th (180th)	Southern Illinois
RS	Scotty McGee^	6th (203rd)	James Madison

2011

POS.	PLAYER	ROUND (PICK)	COLLEGE
QB	Blaine Gabbert	1st (10th)	Missouri
G/C	Will Rackley	3rd (76th)	Lehigh
WR/RS	Cecil Shorts III	4th (114th)	Mount Union
S	Chris Prosinski	4th (121st)	Wyoming
DB	Rod Issac^	5th (147th)	Middle Tennessee St.

2012

POS.	PLAYER	ROUND (PICK)	COLLEGE
WR	Justin Blackmon	1st (5th)	Oklahoma State
DE	Andre Branch	2nd (38th)	Clemson
P	Bryan Anger	3rd (70th)	California
LB	Brandon Marshall	5th (142nd)	Nevada
CB	Mike Harris	6th (176th)	Florida State
DT	Jeris Pendleton	7th (228th)	Ashland

^Denotes player no longer on roster

SCOUTING THE PLAYER, NOT THE SCHOOL

Jaguars general manager **Gene Smith** doesn't believe in 'sleepers.' As Smith says, "I feel like the only sleeper is the scout that's sleeping in and not doing his job well enough."

Of the 26 players drafted by the Jaguars the last four years, nine picks were from non-BCS schools. The Jaguars have 14 players on their current roster from non Division I-A schools including CB **Derek Cox** (William & Mary), CB **Rashean Mathis** (Bethune-Cookman), C **Brad Meester** (Northern Iowa), LS **Jeremy Cain** (Massachusetts) and RB **Montell Owens** (Maine).

TEAM NOTES

FASTEST COUPLE IN NFL

CB **Aaron Ross** took a leave from training camp to watch his wife, Sanya Richards-Ross, win a gold medal in the 400 meter-dash at the Summer Olympics. Richards-Ross also won a gold medal in the 4x400-meter relay.

Ross, who signed with the Jaguars as an unrestricted free agent on March 20, asked Coach Mike Mularkey after joining the club if missing time during training camp was possible to see his wife.

"This is a special organization. Coach (Mike) Mularkey and Gene (Smith), they didn't hesitate when I asked them if I can go over," Ross said. "So it shows you what kind of team they're trying to build over here. Family first, so every team is not like that."

Richards-Ross has competed in three straight Olympics and won a bronze medal at the 2008 Summer Olympics in Beijing.

"I'm her biggest fan and of course, her husband and more important, her best friend," Ross said. "I'm behind her 100 percent. I get a chance to see her training pay off."

GETTING TO KNOW MIKE MULARKEY

- **Hobbies** - Traveling and boating
- **Favorite movie** - Field of Dreams
- **Favorite food** - Chocolate
- **Favorite vacation spot** - Turks & Caicos
- **Best football nickname** - "Bronko" Nagurski
- **Favorite college town** - Gainesville, Florida
- **Which NFL team did you follow as a child?** - Pittsburgh Steelers
- **Favorite athlete as a child** - Jack Lambert
- **Favorite other sport** - NASCAR
- **Person you'd most like to meet** - Robert De Niro
- **Best advice ever received** - "It's the things you do when nobody is watching that make you successful"
- **Player (former or current) who'd make a great head coach** - Peyton Manning
- **Greatest overachiever you've ever coached** - Brian Finneran
- **Best pure athlete you've ever coached** - Kordell Stewart
- **Toughest player you've ever coached** - Mark Bruener
- **Most inspirational player you've ever coached** - Hines Ward
- **Funniest player you've ever coached, and why** - Hines Ward, because he's the most physical blocker as a wide receiver and always had a smile on his face
- **Toughest coach you've ever faced, and why** - Bill Belichick, because he always has a team that is well-prepared and very disciplined
- **Greatest team you've ever competed against** - 1985 Chicago Bears
- **Loudest crowd of your football career, home or away** - Seattle
- **Most overrated aspect of football** - Players are overpaid
- **Most underrated aspect of football** - The importance of how special teams affect the outcome of games every week
- **Who has the hardest job in football?** - Officials
- **Most embarrassing football moment** - On my first day as the head coach of the Buffalo Bills, I gave a speech to our kicker on how physical of a player I wanted him to be, thinking he played linebacker for us
- **Most memorable football moment** - Finishing 9-7 in 2004 as a rookie head coach in Buffalo after starting 0-4
- **One thing you'd like to change about NFL football** - Offseason rules that do not allow players to work out together at their own facilities
- **One thing that should never changed about NFL football** - Competitive balance
- **If you weren't coaching, what would you be doing?** - Teaching or in advertising
- **Any trends you see developing in the NFL in 2012** - Spread offense with mobile quarterbacks

OFF THE FIELD

- Rookie LB **Julian Stanford** became the first Wagner player to make an NFL regular season roster since Rich Kotite. Kotite spent six seasons (1967-72) in the NFL with the New York Giants and Pittsburgh Steelers.
- DT **Terrance Knighton's** mother, Rochelle, worked with Connecticut's Department of Children and Families, and began taking in foster children as her own boys grew up. Terrance moved the family to Florida three years ago and Rochelle adopted a two-year old boy, Jaden, prior to the move. Jaden had been diagnosed with fetal alcohol syndrome.
- Knighton earned all-state honors as a wide receiver in 2003 at Windsor High School in Connecticut.
- RB **Rashad Jennings** writes an editorial column each Sunday for the Florida Times-Union and The News & Advance in Lynchburg, Virginia.
- 2012 seventh-round pick DT **Jeris Pendelton**, 28, did not attend college until age 24. He took a housekeeping job at a nursing home for two and a half years before doing construction work for a year and a half.
- G **Uche Nwaneri** has nine tattoos and opened a tattoo parlor, Inkaholics, in November of 2011 in Atlanta. Nwaneri is partners in the business with his two longtime friends, Shane Perry and Casey Holy.
- WR **Cecil Shorts** was not recruited by any Division I schools and paid his own tuition each year at Mount Union.
- DT **C.J. Mosley's** father, Calvin Sr., is a retired First Sergeant in the Army. Mosley was born in Ft. Knox (KY) and lived in Germany, California, Georgia, Kansas and Kentucky before settling in Missouri for high school
- TE **Marcedes Lewis** calls his mother, Yvonne Withers, "the strongest person I know" as she gave birth to him at 15 years old.
- OT **Eugene Monroe** is one of 16 children (10 brothers, 5 sisters). His parents are Stephanie Green and the late John Monroe.
- RB **Montell Owens** is a musician and an accomplished trumpet player. He teamed up with 12 area high school students in 2009 to form the St. Johns River City High School Jazz All-Stars and performed at the Jazz Festival in downtown Jacksonville.
- DT **Tyson Alualu** is one of nine children raised by his parents Ta'avao and Levaa'l Alualu. He has seven sisters: Taimane-Ruta, Tanya, Tasia, Tatiana, Timena, Trinity and Trust, and one brother, Tupu.
- DE **Austen Lane** grew up in Iola, Wisconsin with a population of 2,000 and had less than 60 students in his graduating class.
- Abbie Britton, mother of OT **Eben Britton**, is a Columbia University graduate and journalist. Britton's grandmother, Estelle Parsons, won an Academy Award for her role as Blanche Barrow in the 1967 film, "Bonnie and Clyde."
- K **Josh Scobee**, an avid golfer, attempted to qualify for the U.S. Open the last three years through a local qualifier.
- QB **Blaine Gabbert** played QB, LB and DE in middle school before settling on quarterback at Parkway West High School.
- S **Dawan Landry's** younger brother, LaRon plays strong safety for the New York Jets.
- TE **Zach Potter** played defensive end at Nebraska where he was a two-time All-Big 12 honorable mention selection. He finished his career with 28 tackles for loss and eight sacks.
- C/G **Steve Vallos** set wrestling records at Boardman High School in Ohio for pins in a season (24) and career (58).
- WR **Jordan Shipley** attended Rotan High School in Texas as a freshman, then transferred to Burnet High, and was coached by his father (Bob) at both schools

JAGUARS BY POSITION

52

OFFENSE 24

	NO	NAME	POS	HT	WT	AGE	EXP	COLLEGE
2 QUARTERBACKS	5	Palmer, Jordan	QB	6-5	230	28	4	Texas-El Paso
	7	Henne, Chad	QB	6-3	230	27	5	Michigan
6 RUNNING BACKS	23	Jennings, Rashad	RB	6-1	228	27	4	Liberty
	24	Owens, Montell	RB	5-10	225	28	7	Maine
	32	Jones-Drew, Maurice	RB	5-7	210	27	7	UCLA
	33	Jones, Greg	FB	6-1	265	31	9	Florida State
	35	Toston, Keith	RB	6-0	214	25	2	Oklahoma State
	39	Richard Murphy	RB	6-1	215	26	2	Louisiana State
5 WIDE RECEIVERS	12	Mike Brown	WR	5-10	200	23	R	Liberty
	14	Blackmon, Justin	WR	6-1	210	22	R	Oklahoma State
	17	Clemons, Toney	WR	6-2	210	24	R	Colorado
	16	Shipley, Jordan	WR	6-0	188	27	3	Texas
	84	Shorts III, Cecil	WR	6-0	202	25	2	Mount Union
3 TIGHT ENDS	86	Isaiah Stanback	TE	6-2	228	28	4	Washington
	88	Potter, Zach	TE	6-7	265	26	3	Nebraska
	89	Lewis, Mercedes	TE	6-6	272	28	7	UCLA
8 OFFENSIVE LINEMEN	63	Meester, Brad	C	6-3	292	35	13	Northern Iowa
	66	Vallos, Steve	C/G	6-3	310	28	5	Wake Forest
	67	Austin Pasztor	G	6-7	308	22	R	Virginia
	68	Whimper, Guy	OT	6-5	315	29	7	East Carolina
	73	Britton, Eben	OL	6-6	308	25	4	Arizona
	75	Monroe, Eugene	OT	6-5	306	25	4	Virginia
	77	Nwaneri, Uche	G	6-3	310	28	6	Purdue
	78	Bradfield, Cameron	OL	6-4	308	25	2	Grand Valley State

SPECIAL TEAMS 3

3 KICKERS/SPECIALISTS	10	Scobee, Josh	K	6-1	210	30	9	Louisiana Tech
	19	Anger, Bryan	P	6-3	202	24	R	California
	48	Cain, Jeremy	LS	6-1	245	32	6	Massachusetts

DEFENSE 25

9 DEFENSIVE LINEMEN	58	Babin, Jason	DE	6-3	267	32	9	Western Michigan
	91	Selvie, George	DE	6-4	270	25	3	South Florida
	92	Lane, Austen	DE	6-6	265	25	3	Murray State
	93	Alualu, Tyson	DT	6-3	295	25	3	California
	94	Mincey, Jeremy	DL	6-4	265	29	5	Florida
	96	Knighton, Terrance	DT	6-3	330	26	4	Temple
	97	Chick, John	DE	6-4	255	30	2	Utah State
	98	Pendleton, Jeris	DT	6-2	315	29	R	Ashland
	99	Mosley, C.J.	DL	6-2	310	29	8	Missouri
6 LINEBACKERS	50	Allen, Russell	LB	6-3	238	26	4	San Diego State
	51	Posluszny, Paul	LB	6-2	242	28	6	Penn State
	53	Brandon Marshall	LB	6-1	238	23	R	Nevada
	54	Jones, Greg	LB	6-0	248	24	2	Michigan State
	56	Bosworth, Kyle	LB	6-1	236	26	3	UCLA
	57	Stanford, Julian	LB	6-1	230	21	R	Wagner
10 DEFENSIVE BACKS	20	Harris, Mike	CB	5-10	188	23	R	Florida State
	21	Cox, Derek	CB	6-1	195	26	4	William & Mary
	22	Rutland, Kevin	CB	6-0	193	24	2	Missouri
	25	Lowery, Dwight	DB	5-11	212	26	5	San Jose State
	26	Landry, Dawan	S	6-1	212	29	7	Georgia Tech
	27	Mathis, Rashean	CB	6-1	195	32	10	Bethune-Cookman
	31	Ross, Aaron	CB	6-0	197	30	6	Texas
	36	Molden, Antwaun	CB	6-1	199	27	5	Eastern Kentucky
	38	Blake, Antwon	DB	5-9	198	21	R	Texas-El Paso
	42	Prosinski, Chris	S	6-1	208	25	2	Wyoming

JAGUARS 2012 UNOFFICIAL DEPTH CHART

OFFENSE

WR	84 Cecil Shorts III	17 <u>Toney Clemons</u>	
LT	75 Eugene Monroe	78 Cameron Bradfield	
LG	79 Austin Pasztor	73 Eben Britton	
C	63 Brad Meester	66 Steve Vallos	
RG	77 Uche Nwaneri	66 Steve Vallos	
RT	78 Cameron Bradfield	68 Guy Whimper	
TE	89 Mercedes Lewis	88 Zach Potter	86 Isaiah Stanback
WR	14 <u>Justin Blackmon</u>	16 Jordan Shipley	12 <u>Mike Brown</u>
QB	7 Chad Henne	5 Jordan Palmer	
FB	33 Greg Jones	24 Montell Owens	45 Will Ta'ufo'ou
RB	32 Maurice Jones-Drew	24 Montell Owens	23 Rashad Jennings
		39 Richard Murphy	35 Keith Toston

DEFENSE

LDE	58 Jason Babin	91 George Selvie	97 John Chick
DT	93 Tyson Alualu	98 <u>Jeris Pendleton</u>	
DT	99 C.J. Mosley	96 Terrance Knighton	
RDE	94 Jeremy Mincey	92 Austen Lane	
OLB	57 <u>Julian Stanford</u>	56 Kyle Bosworth	53 <u>Brandon Marshall</u>
MLB	51 Paul Posluszny	54 Greg Jones	
OLB	50 Russell Allen	56 Kyle Bosworth	
LCB	20 <u>Mike Harris</u>	27 Rashean Mathis	22 Kevin Rutland
RCB	21 Derek Cox	31 Aaron Ross	36 Antwaun Molden
SS	26 Dawan Landry	38 <u>Antwon Blake</u>	
FS	25 Dwight Lowery	42 Chris Prosinski	

SPECIAL TEAMS

P	19 <u>Bryan Anger</u>	
PK	10 Josh Scobee	
H	19 <u>Bryan Anger</u>	
PR	16 Jordan Shipley	31 Aaron Ross
KR	39 Richard Murphy	35 Keith Toston
LS	48 Jeremy Cain	

underlined = rookie

12/18/2012

JAGUARS 2012 ALPHABETICAL ROSTER

12/18/2012

NO	NAME	POS	HT	WT	DOB	AGE	EXP	COLLEGE	HOMETOWN	HOW ACQ
50	Allen, Russell	LB	6-3	238	5/5/86	26	4	San Diego State	Oceanside, Calif.	FA-'09
93	Alualu, Tyson	DT	6-3	295	5/12/87	25	3	California	Honolulu, Hawaii	D1-'10
19	Anger, Bryan	P	6-3	202	10/6/88	24	R	California	Camarillo, Calif.	D3-'12
58	Babin, Jason	DE	6-3	267	5/24/80	32	9	Western Michigan	Paw Paw, Mich.	W (Phila.)-'12
14	Blackmon, Justin	WR	6-1	210	1/9/90	22	R	Oklahoma State	Ardmore, Okla.	D1-'12
38	Blake, Antwon	DB	5-9	198	8/8/90	22	R	Texas-El Paso	Houston, Texas	FA-'12
56	Bosworth, Kyle	LB	6-1	236	11/21/86	26	3	UCLA	Plano, Texas	FA-'10
78	Bradfield, Cameron	OL	6-4	308	9/14/87	25	2	Grand Valley State	Grand Rapids, Mich.	FA-'11
73	Britton, Eben	OL	6-6	308	10/14/87	25	4	Arizona	Brooklyn, N.Y.	D2-'09
12	Brown, Mike	WR	5-10	200	2/9/89	23	R	Liberty	Charlottesville, Va.	FA-'12
48	Cain, Jeremy	LS	6-1	245	3/24/80	32	6	Massachusetts	Fort Lauderdale, Fla.	W (Wash.)-'09
97	Chick, John	DE	6-4	255	11/20/82	30	2	Utah State	Gillette, Wyo.	FA-'11
17	Clemons, Toney	WR	6-2	210	10/11/88	24	R	Colorado	New Kensington, Pa.	PS (Pitt.)-'12
21	Cox, Derek	CB	6-1	195	9/22/86	26	4	William & Mary	Greenville, N.C.	D3b-'09
20	Harris, Mike	CB	5-10	188	1/5/89	23	R	Florida State	Miami, Fla.	D6-'12
7	Henne, Chad	QB	6-3	230	7/2/85	27	5	Michigan	Wyomissing, Pa.	UFA (Mia.)-'12
23	Jennings, Rashad	RB	6-1	228	3/26/85	27	4	Liberty	Forest, Va.	D7a-'09
33	Jones, Greg	FB	6-1	265	5/9/81	31	9	Florida State	Beaufort, S.C.	D2b-'04
54	Jones, Greg	LB	6-0	248	10/5/88	24	2	Michigan State	Cincinnati, Ohio	FA-'12
32	Jones-Drew, Maurice	RB	5-7	210	3/23/85	27	7	UCLA	Antioch, Calif.	D2-'06
96	Knighton, Terrance	DT	6-3	330	7/4/86	26	4	Temple	Hartford, Conn.	D3a-'09
26	Landry, Dawan	S	6-1	212	12/30/82	29	7	Georgia Tech	Boutte, La.	UFA (Balt.)-'11
92	Lane, Austen	DE	6-6	265	11/9/87	25	3	Murray State	Iola, Wis.	D5b-'10
89	Lewis, Marcodes	TE	6-6	272	5/19/84	28	7	UCLA	Long Beach, Calif.	D1-'06
25	Lowery, Dwight	DB	5-11	212	1/23/86	26	5	San Jose State	Santa Cruz, Calif.	T(N.Y.J.)-'11
53	Marshall, Brandon	LB	6-1	238	9/10/89	23	R	Nevada	North Las Vegas, Nev.	D5-'12
27	Mathis, Rashean	CB	6-1	195	8/27/80	32	10	Bethune-Cookman	Jacksonville, Fla.	D2-'03
63	Meester, Brad	C	6-3	292	3/23/77	35	13	Northern Iowa	Parkersburg, Iowa	D2-'00
94	Mincey, Jeremy	DL	6-4	265	12/14/83	29	5	Florida	Statesboro, Ga.	FA-'10
36	Molden, Antwaun	CB	6-1	199	1/23/85	27	5	Eastern Kentucky	Cleveland, Ohio	FA-'12
75	Monroe, Eugene	OT	6-5	306	4/18/87	25	4	Virginia	Plainfield, N.J.	D1-'09
99	Mosley, C.J.	DL	6-2	310	8/6/83	29	8	Missouri	Fort Knox, Ky.	FA-'10
39	Murphy, Richard	RB	6-1	215	9/18/86	26	2	Louisiana State	Rayville, La.	FA-'11
77	Nwaneri, Uche	G	6-3	310	3/20/84	28	6	Purdue	Garland, Texas	D5a-'07
24	Owens, Montell	RB	5-10	225	5/4/84	28	7	Maine	Wilmington, Del.	FA-'06
5	Palmer, Jordan	QB	6-5	230	5/30/84	28	4	Texas-El Paso	Mission Viejo, Calif.	FA-'12
67	Pasztor, Austin	G	6-7	308	11/26/90	22	R	Virginia	Tillsonburg, Ontario	FA-'12
98	Pendleton, Jeris	DT	6-2	315	11/7/83	29	R	Ashland	Chicago, Ill.	D7-'12
51	Posluszny, Paul	LB	6-2	242	10/10/84	28	6	Penn State	Aliquippa, Pa.	UFA (Buff.)-'11
88	Potter, Zach	TE	6-7	265	5/4/86	26	3	Nebraska	Omaha, Neb.	FA-'09
42	Proskinski, Chris	S	6-1	208	4/28/87	25	2	Wyoming	Buffalo, Wyo.	D4b-'11
31	Ross, Aaron	CB	6-0	197	9/15/82	30	6	Texas	Tyler, Texas	UFA (N.Y.G.)-'12
22	Rutland, Kevin	CB	6-0	193	4/2/88	24	2	Missouri	Houston, Texas	FA-'12
10	Scobee, Josh	K	6-1	210	6/23/82	30	9	Louisiana Tech	Longview, Texas	D5a-'04
91	Selvie, George	DE	6-4	270	3/6/87	25	3	South Florida	Pensacola, Fla.	FA-'11
16	Shipley, Jordan	WR	6-0	188	12/23/85	27	3	Texas	Burnet, Texas	FA-'12
84	Shorts III, Cecil	WR	6-0	202	12/22/87	25	2	Mount Union	Cleveland, Ohio	D4a-'11
86	Stanback, Isaiah	TE	6-2	228	8/16/84	28	4	Washington	Seattle, Wash.	FA-'12
57	Stanford, Julian	LB	6-1	230	9/2/90	22	R	Wagner	Bloomfield, Conn.	FA-'12
35	Toston, Keith	RB	6-0	214	5/6/87	25	2	Oklahoma State	Angleton, Texas	FA-'12
66	Vallos, Steve	C/G	6-3	310	12/28/83	28	5	Wake Forest	Youngstown, Ohio	FA-'12
68	Whimper, Guy	OT	6-5	315	5/21/83	29	7	East Carolina	Havelock, N.C.	FA-'10
Injured Reserve										
44	Bolen, Brock	FB/RB	6-0	232	3/24/85	27	3	Louisville	Germantown, Ohio	FA-'09
47	Brackett, Brett	TE	6-5	246	12/13/87	25	1	Penn State	Lawrence, N.J.	W (Phila.)-'12
90	Branch, Andre	DE	6-5	265	7/14/89	23	R	Clemson	Richmond, Va.	D2-'12
60	Brewster, Mike	G/C	6-4	305	7/27/89	23	R	Ohio State	Orlando, Fla.	FA-'12
37	Dennard, Antonio	CB	5-11	190	12/20/89	23	R	Langston	Chicago, Ill.	FA-'12
62	Estes, John	C	6-2	293	3/25/87	25	3	Hawaii	Stockton, Calif.	FA-'10
11	Gabbert, Blaine	QB	6-4	235	10/15/89	23	2	Missouri	Ballwin, Mo.	D1-'11
29	Middleton, William	CB	5-10	190	7/28/86	26	4	Furman	Marist, Ga.	ps(Atl.)-'09
64	Nowak, Drew	G	6-3	300	3/7/90	22	R	Western Michigan	Green Bay, Wis.	FA-'12
34	Parnele, Jalen	RB	5-11	225	12/30/85	26	3	Toledo	Midland, Mich.	FA-'12
15	Price, Taylor	WR	6-1	195	10/8/87	25	3	Ohio	Hilliard, Ohio	W (N.E.)-'11
65	Rackley, Will	G/C	6-3	310	10/11/89	23	2	Lehigh	Riverdale, Ga.	D3-'11
81	Robinson, Laurent	WR	6-2	205	5/20/85	27	6	Illinois State	Rockledge, Fla.	UFA (Dal.)-'12
52	Smith, Daryl*	LB	6-2	248	3/14/82	30	9	Georgia Tech	Albany, Ga.	D2a-'04
95	Smith, D'Anthony	DT	6-2	300	6/9/88	24	3	Louisiana Tech	Pickering, La.	D3-10
67	Spitz, Jason	G/C	6-3	298	12/19/82	30	7	Louisville	Jacksonville, Fla.	UFA (G.B.)-'11
30	Todman, Jordan	RB	5-10	198	2/24/90	22	1	Connecticut	North Darmouth, Mass.	PS (Min.)-'12
85	Veldman, Matt	TE	6-7	255	8/12/88	24	R	North Dakota State	Becker, Minn.	FA-'12
* designated for return										
Practice Squad										
59	Davis, Ryan	DE	6-2	260	2/24/89	23	R	Bethune-Cookman	Tampa, Fla.	FA-'12
61	Draheim, Tommie	OL	6-4	309	12/23/88	24	R	San Diego State	Kennewick, Wash.	FA-'12
83	Golden, Brittan	WR	5-11	186	7/20/88	24	R	West Texas A&M	Denver City, Texas	FA-'12
18	Jackson, Jerrell	WR	6-0	192	2/6/90	22	R	Missouri	Houston, Texas	FA-'12
41	King, Brandon	CB	5-10	185	1/28/87	25	2	Purdue	Warner Robins, Ga.	FA-'12
79	Mitchell, Andrew	OT	6-5	308	6/12/85	27	2	Oklahoma State	Choctaw, Okla.	FA-'12
45	Ta'ufou'u, Will	FB	5-11	247	6/19/86	26	1	California	San Carlos, Calif.	FA-'12
4	Wilson, John Parker	QB	6-2	215	10/17/85	27	3	Alabama	Hoover, Ala.	FA-'12

Pronunciations: Tyson Alualu - AH-lu AH-lu; Eben Britton - EBB-un; Rashean Mathis - ruh-SHEEN; Uche Nwaneri - OO-chay wah-NEHR-ee
Austin Pasztor - PAZ-tor; Paul Posluszny - puz-LUZ-nee; Josh Scobee - SKO-bee; Keith Toston - TOAST-un

JAGUARS 2012 NUMERICAL ROSTER

12/18/2012

NO	NAME	POS	HT	WT	AGE	EXP	COLLEGE	HOMETOWN	HOW ACQ
5	Jordan Palmer	QB	6-5	230	28	4	Texas-El Paso	Mission Viejo, Calif.	FA-'12
7	Chad Henne	QB	6-3	230	27	5	Michigan	Wyomissing, Pa.	UFA(Mia.)-'12
10	Josh Scobee	K	6-1	210	30	9	Louisiana Tech	Longview, Texas	D5a-'04
12	Mike Brown	WR	5-10	200	23	R	Liberty	Charlottesville, Va.	FA-'12
14	Justin Blackmon	WR	6-1	210	22	R	Oklahoma State	Ardmore, Okla.	D1-'12
16	Jordan Shipley	WR	6-0	188	27	3	Texas	Burnet, Texas	FA-'12
17	Toney Clemons	WR	6-2	210	24	R	Colorado	New Kensington, Pa.	PS (Pitt.)-'12
19	Bryan Anger	P	6-3	202	24	R	California	Camarillo, Calif.	D3-'12
20	Mike Harris	CB	5-10	188	23	R	Florida State	Miami, Fla.	D6-'12
21	Derek Cox	CB	6-1	195	26	4	William & Mary	Greenville, N.C.	D3b-'09
22	Kevin Rutland	CB	6-0	193	24	2	Missouri	Houston, Texas	FA-'12
23	Rashad Jennings	RB	6-1	228	27	4	Liberty	Forest, Va.	D7a-'09
24	Montell Owens	RB	5-10	225	28	7	Maine	Wilmington, Del.	FA-'06
25	Dwight Lowery	DB	5-11	212	26	5	San Jose State	Santa Cruz, Calif.	T(N.Y.J.)-'11
26	Dawan Landry	S	6-1	212	29	7	Georgia Tech	Boutte, La.	UFA (Balt.)-'11
27	Rashean Mathis	CB	6-1	195	32	10	Bethune-Cookman	Jacksonville, Fla.	D2-'03
31	Aaron Ross	CB	6-0	197	30	6	Texas	Tyler, Texas	UFA (N.Y.G.)-'12
32	Maurice Jones-Drew	RB	5-7	210	27	7	UCLA	Antioch, Calif.	D2-'06
33	Greg Jones	FB	6-1	265	31	9	Florida State	Beaufort, S.C.	D2b-'04
35	Keith Toston	RB	6-0	214	25	2	Oklahoma State	Angleton, Texas	FA-'12
36	Antwaun Molden	CB	6-1	199	27	5	Eastern Kentucky	Cleveland, Ohio	FA-'12
38	Antwon Blake	DB	5-9	198	22	R	Texas-El Paso	Houston, Texas	FA-'12
39	Richard Murphy	RB	6-1	215	26	2	Louisiana State	Rayville, La.	FA-'11
42	Chris Prosinski	S	6-1	208	25	2	Wyoming	Buffalo, Wyo.	D4b-'11
48	Jeremy Cain	LS	6-1	245	32	6	Massachusetts	Fort Lauderdale, Fla.	W (Wash.)-'09
50	Russell Allen	LB	6-3	238	26	4	San Diego State	Oceanside, Calif.	FA-'09
51	Paul Posluszny	LB	6-2	242	28	6	Penn State	Aliquippa, Pa.	UFA (Buff.)-'11
53	Brandon Marshall	LB	6-1	238	23	R	Nevada	North Las Vegas, Nev.	D5-'12
54	Greg Jones	LB	6-0	248	24	2	Michigan State	Cincinnati, Ohio	FA-'12
56	Kyle Bosworth	LB	6-1	236	26	3	UCLA	Plano, Texas	FA-'10
57	Julian Stanford	LB	6-1	230	22	R	Wagner	Bloomfield, Conn.	FA-'12
58	Jason Babin	DE	6-3	267	32	9	Western Michigan	Paw Paw, Mich.	W (Phila.)-'12
63	Brad Meester	C	6-3	292	35	13	Northern Iowa	Parkersburg, Iowa	D2-'00
66	Steve Vallos	C/G	6-3	310	28	5	Wake Forest	Youngstown, Ohio	FA-'12
67	Austin Pasztor	G	6-7	308	22	R	Virginia	Tillsonburg, Ontario	FA-'12
68	Guy Whipper	OT	6-5	315	29	7	East Carolina	Havelock, N.C.	FA-'10
73	Eben Britton	OL	6-6	308	25	4	Arizona	Brooklyn, N.Y.	D2-'09
75	Eugene Monroe	OT	6-5	306	25	4	Virginia	Plainfield, N.J.	D1-'09
77	Uche Nwaneri	G	6-3	310	28	6	Purdue	Garland, Texas	D5a-'07
78	Cameron Bradfield	OL	6-4	308	25	2	Grand Valley State	Grand Rapids, Mich.	FA-'11
84	Cecil Shorts III	WR	6-0	202	25	2	Mount Union	Cleveland, Ohio	D4a-'11
86	Isaiah Stanback	TE	6-2	228	28	4	Washington	Seattle, Wash.	FA-'12
88	Zach Potter	TE	6-7	265	26	3	Nebraska	Omaha, Neb.	FA-'09
89	Marcedes Lewis	TE	6-6	272	28	7	UCLA	Long Beach, Calif.	D1-'06
91	George Selvie	DE	6-4	270	25	3	South Florida	Pensacola, Fla.	FA-'11
92	Austen Lane	DE	6-6	265	25	3	Murray State	Iola, Wis.	D5b-'10
93	Tyson Alualu	DT	6-3	295	25	3	California	Honolulu, Hawaii	D1-'10
94	Jeremy Mincey	DL	6-4	265	29	5	Florida	Statesboro, Ga.	FA-'10
96	Terrance Knighton	DT	6-3	330	26	4	Temple	Hartford, Conn.	D3a-'09
97	John Chick	DE	6-4	255	30	2	Utah State	Gillette, Wyo.	FA-'11
98	Jeris Pendleton	DT	6-2	315	29	R	Ashland	Chicago, Ill.	D7-'12
99	C.J. Mosley	DL	6-2	310	29	8	Missouri	Fort Knox, Ky.	FA-'10

Head Coach

Mike Mularkey

Assistants:

Mel Tucker (assistant head coach/defensive coordinator), Bob Bratkowski (offensive coordinator), John Bonamego (special teams coordinator), Greg Olson (assistant head coach/quarterbacks coach), Tom Myslinski (strength and conditioning coordinator), Craig Aukerman (assistant special teams coach), Brandon Blaney (defensive assistant coach), Sylvester Croom (running backs coach), Joe Cullen (defensive line coach), Mark Duffner (linebackers coach), Andy Heck (offensive line coach), Josh Hingst (assistant strength and conditioning coach), Bobby Johnson (tight ends coach), Marlon McCree (assistant secondary coach), Patrick Mularkey (strength assistant), Tony Oden (secondary coach), Jake Peetz (offensive assistant), Ron Prince (assistant offensive line coach), Cedric Scott (strength assistant), Charlie Skalaski (assistant to the head coach/offensive assistant), Paul Spicer (assistant defensive line coach), Jerry Sullivan (wide receivers coach)

JAGUARS 2012 PARTICIPATION GAME-BY-GAME

	at MIN	vs. HOU	at IND	vs. CIN	vs. CHI	at OAK	at GB	vs. DET	vs. IND	at HOU	vs. TEN	at BUF	vs. NYJ	at MIA	vs. NE	at TEN	Games/ Starts
ALLEN	OLB	OLB	OLB	OLB	OLB	LB	OLB	OLB	OLB	OLB	OLB	LB	LB	OLB			14/14
ALUALU	LDE	DT	DT	DT	DT	DT	DT	DT	DT	DT	DT	DT	DT	DT			14/14
ANGER	P	P	P	P	P	P	P	P	P	P	P	P	P	P			14/0
ARMSTRONG	---	---	---	---	---	---	---	ina	ina	---	---	---	---	---			0/0
BABIN	---	---	---	---	---	---	---	---	---	---	---	LDE	LDE	LDE			3/3
BALDRIDGE	ps	DNP	P	ina	---	ps	ps	ps	ps	ps	ps	ps	---	---			1/0
BEEKMAN	ina	---	---	---	---	---	---	---	---	---	---	---	---	---			0/0
BLACKMON	WR	WR	WR	WR	WR	P	WR	WR	WR	WR	WR	WR	WR	WR			14/13
BLAKE	P	P	P	P	P	P	P	P	P	P	P	P	P	P			14/0
BOLEN	IR	IR	IR	IR	IR	IR	IR	IR	IR	IR	IR	IR	IR	IR	IR	IR	0/0
BOSWORTH	OLB	OLB	OLB	OLB	OLB	P	P	P	P	P	P	P	P	P			14/5
BRADFIELD	RT	ina	ina	RT	RT	RT	RT	RT	RT	RT	RT	RT	RT	RT			12/12
BRACKETT	IR	IR	IR	IR	IR	IR	IR	IR	IR	IR	IR	IR	IR	IR	IR	IR	0/0
BRANCH	P	RDE	RDE	RDE	P	P	P	P	P	P	P	P	P	ina	IR	IR	13/3
BREWSTER	P	P	LG	P	P	P	LG	LG	LG	LG	LG	LG	ina	IR	IR	IR	12/7
BRITTON	LG	ina	ina	LG	LG	LG	P	DNP	P	P	P	P	LG	P			11/5
BROWN	ps	ps	ps	ps	ps	ps	ps	ps	ps	ps	ps	ps	ps	ps			0/0
CAIN	P	P	P	P	P	P	P	P	P	P	P	P	P	P			14/0
CHICK	PUP	PUP	PUP	PUP	PUP	PUP	P	P	P	P	P	P	ina	P			7/0
CLEMONS	---	---	---	---	---	---	---	---	---	---	---	ina	P	P			2/0
CLOHERTY	P	---	---	---	---	---	---	---	---	---	---	---	---	---			1/0
COX	ina	ina	RCB	RCB	RCB	RCB	ina	LCB	RCB	RCB	RCB	ina	RCB	RCB			10/10
CORNER	IR	IR	IR	IR	IR	---	---	---	---	---	---	---	---	---	---	---	0/0
COSBY	---	---	---	---	---	---	---	---	---	---	---	P	P	ina	---	---	2/0
DAVIS	ps	ps	ps	ps	P	ina	ps	ps	ps	ps	---	ps	ps	ps			1/0
DENNARD	ps	ps	ps	ps	ps	ps	ps	ps	ps	IR	IR	IR	IR	IR	IR	IR	0/0
DRAHEIM	---	---	---	---	---	---	---	---	---	---	---	---	---	---	ps		0/0
ELLIOTT	P	P	P	P	P	P	P	P	P	P	P	P	WR	---			13/1
ESTES	IR	IR	IR	IR	IR	IR	IR	IR	IR	IR	IR	IR	IR	IR	IR	IR	0/0
GABBERT	QB	QB	QB	QB	QB	QB	QB	QB	QB	QB	QB	IR	IR	IR	IR	IR	10/10
GOLDEN	---	---	---	---	---	---	---	---	---	---	---	---	---	---	ps		0/0
HALL	ps	ps	ps	ps	ps	---	---	---	---	---	---	---	---	---			0/0
HARRIS, C.	---	---	---	---	---	P	P	P	P	P	ina	---	---	---			5/0
HARRIS, J.	---	---	---	ps	ps	ps	---	---	---	---	---	---	---	---			0/0
HARRIS, M.	DNP	P	P	P	P	P	P	P	P	P	P	RCB	LCB	LCB			13/3
HENNE	DNP	P	DNP	DNP	DNP	P	DNP	DNP	P	P	QB	QB	QB	QB			8/4
JACKSON	---	---	---	---	---	---	---	---	---	---	---	---	---	ps			0/0
JENNINGS	RB	ina	ina	P	P	P	RB	RB	RB	RB	P	RB	ina	ina			10/6
JONES, G. (FB)	FB	FB	P	FB	P	P	P	ina	ina	ina	ina	P	P	FB			10/4
JONES, G. (LB)	---	---	---	---	---	---	---	---	---	P	P	P	P	P			5/0
JONES, J.	ps	---	---	---	---	---	---	---	---	---	---	---	---	---			0/0
JONES-DREW	P	RB	RB	RB	RB	RB	ina	ina	ina	ina	ina	ina	ina	ina			6/5
KING	---	---	---	---	---	---	---	---	---	ps	ps	ps	ps	ps			0/0
KNIGHTON	DT	DT	DT	DT	P	DT	P	P	P	P	P	P	P	P			14/5
LANDRY	SS	SS	SS	SS	SS	SS	SS	SS	SS	SS	SS	SS	SS	SS			14/14
LANE	ina	ina	ina	P	RDE	RDE	RDE	RDE	RDE	RDE	RDE	ina	P	P			10/7
LEWIS	TE	TE	TE	P	TE	TE	TE	TE	TE	TE	TE	TE	TE	TE			14/13
LINDSEY	---	---	---	---	---	---	---	---	---	---	---	---	---	---			0/0
LOWERY	FS	FS	FS	FS	FS	ina	ina	ina	ina	ina	FS	FS	FS	FS			9/9
MARSHALL	P	P	P	ina	P	ina	---	---	ps	ps	ps	ps	ps	ps			4/0
MATHIS	P	P	LCB	LCB	LCB	DB	DNP	ina	ina	ina	P	P	P	P			10/4
MEESTER	C	C	C	C	C	C	C	C	C	C	C	C	C	C			14/14
MIDDLETON	RCB	RCB	P	P	P	P	RCB	P	P	P	ina	IR	IR	IR	IR	IR	10/3
MILLER, P.	---	---	---	---	---	ps	ps	---	---	---	---	---	---	---			0/0
MILLER, Z.	IR	IR	IR	IR	IR	---	---	---	---	---	---	---	---	---	---	---	0/0
MINCEY	RDE	LDE	LDE	LDE	LDE	LDE	LDE	LDE	LDE	LDE	LDE	RDE	RDE	RDE			14/14
MITCHELL, A.	---	---	---	---	---	---	---	---	---	---	---	---	ps	ps			0/0
MITCHELL, C.	---	---	---	---	---	---	---	---	---	---	---	---	---	---			0/0
MOHAMED	---	ps	ps	---	---	---	---	---	---	---	---	---	---	---			0/0
MOLDEN	---	---	---	---	---	---	---	---	---	---	---	P	P	P			3/0
MONROE	LT	LT	LT	LT	LT	LT	LT	LT	LT	LT	LT	LT	LT	LT			14/14
MORGAN	P	P	P	P	---	---	---	---	---	---	---	---	---	---			4/0
MOSLEY	DT	P	P	P	DT	P	DT	DT	DT	DT	DT	DT	DT	DT			14/10
MURPHY	---	---	---	---	---	---	---	ps	ps	ps	ps	P	P	P			3/0
NOWAK	IR	IR	IR	IR	IR	IR	IR	IR	IR	IR	IR	IR	IR	IR	IR	IR	0/0
NWANERI	RG	RG	RG	RG	RG	RG	RG	RG	RG	RG	RG	RG	RG	RG			14/14
OWENS	P	P	FB	P	P	P	ina	ina	P	P	P	P	RB	RB			12/3
PALMER	---	---	---	---	---	---	---	---	---	---	DNP	DNP	DNP	DNP			0/0
PARMELE	P	P	P	P	P	P	P	P	P	RB	RB	IR	IR	IR	IR	IR	11/2

POS=Started; P=Played; DNP=Did not play; ina= Inactive; ps=Practice squad; ---=Not on roster; IR=Injured Reserve

PASZTOR	---	---	ps	ps	ps	ps	ps	ps	ps	ps	ps	ps	ps	LG			1/1
PENDLETON	ina	DNP	ina	ina	ina	ina	ina	ina	ina	ina	ina	ina	P	P			2/0
POSŁUSZNY	MLB	MLB	MLB	MLB	MLB	LB	MLB	MLB	MLB	LB	MLB	LB	MLB	MLB			14/14
POTTER	P	P	P	P	P	TE	P	TE	TE	P	P	P	TE	P			14/4
PRICE	IR	IR	IR	IR	IR	IR	IR	IR	IR	IR	IR	IR	IR	IR	IR	IR	0/0
PROSINSKI	P	P	P	P	P	FS	FS	FS	FS	FS	P	P	P	P			14/5
RACKLEY	IR	IR	IR	IR	IR	IR	IR	IR	IR	IR	IR	IR	IR	IR	IR	IR	0/0
ROBINSON	WR	WR	WR	WR	ina	ina	ina	P	P	P	IR	IR	IR	IR	IR	IR	7/4
ROBISKIE	ina	---	---	---	---	---	---	---	---	---	---	---	---	---			0/0
ROSS	LCB	LCB	P	P	P	LCB	LCB	RCB	LCB	LCB	LCB	LCB	ina	ina			12/9
RUTLAND	P	P	P	ina	ina	---	P	P	P	P	P	P	DB	P	P		11/1
SCOBEE	P	P	P	P	P	P	P	P	P	P	P	P	P	P	P		14/0
SELVIE	ina	ina	ina	ina	ina	P	P	P	P	P	P	P	ina	ina			7/0
SESSION	PUP	PUP	PUP	PUP	PUP	PUP	PUP	PUP	PUP	PUP	PUP	PUP	---	---	---	---	0/0
SHIPLEY	---	---	---	---	---	---	---	---	---	---	---	P	P	P			4/0
SHORTS	P	P	P	P	P	WR	WR	WR	WR	WR	WR	WR	WR	ina	WR		13/8
SMITH, D'A	P	P	P	P	P	P	ina	P	P	ina	ina	IR	IR	IR	IR	IR	8/0
SMITH, D.	ina	ina	ina	ina	ina	ina	IR	IR	IR	IR	IR	IR	IR	IR	IR		0/0
SPACH	---	P	---	---	---	---	---	---	---	---	---	---	---	---	---		1/0
SPITZ	IR	IR	IR	IR	IR	IR	IR	IR	IR	IR	IR	IR	IR	IR	IR	IR	0/0
SPURLOCK	---	---	---	---	ina	P	P	P	P	P	P	---	---	---			6/0
STANBACK	---	---	---	---	---	---	---	---	---	---	---	---	ps	ps			0/0
STANFORD	P	P	P	P	P	P	OLB	OLB	OLB	P	OLB	P	OLB	OLB			14/6
STOVALL	---	---	P	P	P	TE	P	P	P	P	P	P	---	---			10/1
TA'UFO'OU	ps	ps	ps	ps	ps	ps	ps	P	P	P	FB	---	P	P	ps		6/1
TAYLOR	---	LG	P	ina	ina	ina	---	---	---	---	---	---	---	---			2/1
THOMAS	P	P	P	WR	WR	P	WR	---	---	---	---	---	---	---			7/3
TODMAN	---	---	---	---	---	---	---	---	---	---	---	---	ina	P	ina	IR	1/0
TOSTON	---	---	---	---	---	---	P	---	---	---	---	---	---	P	P		2/0
VALLOS	---	---	---	---	---	---	---	---	ina	ina	ina	ina	DNP	DNP			0/0
VELDMAN	IR	IR	IR	IR	IR	IR	IR	IR	IR	IR	IR	IR	IR	IR	IR	IR	0/0
WHIMPER	P	RT	RT	P	TE	P	P	P	P	P	P	TE	P	P			14/4
WILSON	ps	ps	ps	ps	ps	ps	DNP	ps	ps	ps	ps	ps	ps	ps	ps		0/0

POS=Started; P=Played; DNP=Did not play; ina= Inactive; ps=Practice squad; ---=Not on roster; IR=Injured Reserve

HOW THE JAGUARS ARE BEING BUILT

	ROOKIE, VETERAN AND FIRST-YEAR FREE AGENTS (25)	UNRESTRICTED FREE AGENTS (4)	TRADES (1)	WAIVERS (2)	COLLEGE DRAFT (20)
2000					C Brad Meester
2003					CB Rashean Mathis
2004					K Josh Scobee FB Greg Jones
2006	RB Montell Owens				TE Marcedes Lewis RB Maurice Jones-Drew
2007					G Uche Nwaneri
2009	LB Russell Allen TE Zach Potter		LS Jeremy Cain		OT Eugene Monroe OL Eben Britton DT Terrance Knighton CB Derek Cox RB Rashad Jennings
2010	LB Kyle Bosworth DL Jeremy Mincey DT C.J. Mosley OT Guy Whimper				DT Tyson Alualu DE Austen Lane
2011	OL Cameron Bradfield DE George Selvie DE John Chick	S Dawan Landry LB Paul Posluszny	DB Dwight Lowery		WR Cecil Shorts III S Chris Prosinski
2012	DB Antwon Blake LB Julian Stanford CB Kevin Rutland C/G Steve Vallos LB Greg Jones WR Jordan Shipley QB Jordan Palmer CB Antwaun Molden WR Toney Clemons RB Richard Murphy RB Keith Toston G Austin Pasztor WR Mike Brown TE Isaiah Stanback LB Brandon Marshall	QB Chad Henne DB Aaron Ross	DE Jason Babin		WR Justin Blackmon P Bryan Anger CB Mike Harris DT Jeris Pendleton

ROSTER ANALYSIS

<u>OFFENSE (24)</u>	<u>DEFENSE (25)</u>	<u>AGE</u>	<u>EXPERIENCE</u>
QB - 2	DL - 10	21 - 0	R - 10
RB - 6	LB - 5	22 - 4	1 - 0
WR - 5	DB - 10	23 - 3	2 - 8
TE - 3		24 - 4	3 - 6
OL - 8		25 - 9	4 - 8
		26 - 7	5 - 5
<u>SPECIALISTS (3)</u>	<u>TOTAL: 52 PLAYERS</u>	27 - 5	6 - 4
P - 1		28 - 7	7 - 5
PK - 1		29 - 5	8 - 1
LS - 1		30 - 3	9 - 3
		31 - 1	10 - 1
		32 - 3	11 - 0
		33 - 0	12 - 0
		34 - 0	13 - 1
		35 - 1	
		AVG. - 28.8	AVG. - 3.71

JAGUARS 2012 ROSTER MOVES

DATE	PLAYER	TRANSACTION	DATE	PLAYER	TRANSACTION
January 4	LANNING, Spencer, P	Signed to reserve/future contract	July 31	HEATH, T.J., CB	Released
March 8	MATHIS, Rahean, CB	Signed contract	July 31	TORRENCE, Leigh, DB	Signed contract
March 9	WHIMPER, Guy, OT	Signed contract	August 2	ROBINSON, Gijon, TE	Released
March 12	ROBINSON, William, OT	Signed contract	August 2	TOSTON, Keith, RB	Signed contract
March 13	HARRIS, Nick, P	Signed contract	August 6	BLACKMON, Justin, WR	Signed contract
March 13	OSGOOD, Kassim, WR	Released	August 12	EVANS, Lee, WR	Released
March 14	MINCEY, Jeremy, DE	Signed contract	August 12	PRICE, Taylor, WR	Waived/injured
March 15	MOSLEY, C.J., DT	Signed contract	August 12	BEEKMAN, Josh, G/C	Signed contract
March 15	ROBINSON, Laurent, WR	Signed contract (UFA, Dallas)	August 12	WILLIAMS, Demetrius, WR	Signed contract
March 15	HENNE, Chad, QB	Signed contract (UFA, Miami)	August 13	GILBERT, Charles, WR	Released
March 16	LOWERY, Dwight, DB	Signed contract	August 13	BUSSEY, Nate, LB	Claimed off waivers from N.O.
March 19	HASLAM, Kevin, OT	Released	August 14	BROWN, Jeremiah, DB	Released
March 20	WHITEHEAD, Terrell, DB	Released	August 14	HOLMES, Mike, CB	Signed contract
March 21	ROSS, Aaron, DB	Signed contract (UFA, Giants)	August 25	ENDERLE, Nathan, QB	Released
April 16	EVANS, Lee, WR	Signed contract (FA)	August 25	HARRIS, DuJuan, RB	Released
April 16	SWANK, Sam, PK	Signed contract (FA)	August 25	HOCH, Dan, OL	Released
April 16	DICKSON, Jojo, LB	Signed contract (FA)	August 25	BUSSEY, Nate, LB	Released
April 16	HOWARD, David, DT	Signed contract (FA)	August 25	HOLMES, Mike, CB	Released
April 23	MACBATH, Darcel, DB	Released	August 25	RICHARD, Donovan, LB	Released
April 26	BLACKMON, Justin, WR	Drafted (1)	August 25	WEST, Chastin, WR	Released
April 27	BRANCH, Andre, DE	Drafted (2)	August 25	YEOBOTHY, Ashton, CB	Released
April 27	ANGER, Bryan, P	Drafted (3)	August 27	ESTES, John, C	Placed on injured reserve
April 27	DICKSON, Jojo, LB	Released	August 27	NOWAK, Drew, G	Placed on injured reserve
April 27	FRANKLIN, Stephen, LB	Released	August 27	SPITZ, Jason, G/C	Placed on injured reserve
April 27	KARIM, Deji, RB	Released	August 27	VELDMAN, Matt, TE	Placed on injured reserve
April 27	KIRLEW, Jammie, LB	Released	August 27	CHICK, John, DE	Placed on PUP
April 27	MCBRIDE, Trumaine	Released	August 27	SESSION, Clint, LB	Placed on PUP
April 27	SWANK, Sam, PK	Released	August 27	BOLEN, Brock, RB	Waived/injured
April 28	MARSHALL, Brandon, LB	Drafted (5)	August 28	BOLEN, Brock, RB	Placed on injured reserve
April 28	HARRIS, MIKE, CB	Drafted (6)	August 31	ADAMS, Kendrick, DE	Released
April 28	PENDLETON, Jeris, DT	Drafted (7)	August 31	BALDRIDGE, Daniel, OL	Released
April 28	HARRIS, Nick, P	Released	August 31	BARBIASZ, Lee, OL	Released
April 28	LANNING, Spencer, P	Released	August 31	BROWN, Mike, WR	Released
April 30	HOWARD, David, DT	Released	August 31	CLOHERTY, Colin, TE	Released
May 1	PARMELE, Jalen, RB	Signed contract (FA)	August 31	DAVIS, Ryan, DE	Released
May 4	ADAMS, Kendrick, DE	Agreed to contract	August 31	DENNARD, Antonio, CB	Released
May 4	BANYARD, Joe, RB	Agreed to contract	August 31	GREENE, Courtney, S	Released
May 4	BARBIASZ, Lee, OT	Agreed to contract	August 31	HALL, D.J., G	Released
May 4	BLAKE, Antwon, CB	Agreed to contract	August 31	IRVIN, Corvey, DT	Released
May 4	BOYKIN, Jarrett, WR	Agreed to contract	August 31	ISSAC, Rod, DB	Released
May 4	BREWSTER, Mike, C	Agreed to contract	August 31	JONES, Joshua, LB	Released
May 4	DAVIS, Ryan, DE	Agreed to contract	August 31	MCBRIDE, Trumaine, CB	Released
May 4	DENNARD, Antonio, CB	Agreed to contract	August 31	MURPHY, Richard, RB	Released
May 4	ELLIOTT, Kevin, WR	Agreed to contract	August 31	PALMER, Jordan, QB	Released
May 4	HALL, D.J., G	Agreed to contract	August 31	ROBINSON, William, OT	Released
May 4	JOHNSON, Dontrell, CB	Agreed to contract	August 31	SCHAFFER, J.K., LB	Released
May 4	NOWAK, Drew, DT	Agreed to contract	August 31	TA'UFO'OU, Will, FB	Released
May 4	ROSARIO, Nelson, WR	Agreed to contract	August 31	TORRENCE, Leigh, DB	Released
May 4	SCHAFFER, J.K., LB	Agreed to contract	August 31	WILLIAMS, Demetrius, WR	Released
May 4	STANFORD, Julian, LB	Agreed to contract	August 31	RACKLEY, Will, G/C	Placed on injured reserve
May 4	TROTTER, Frank, DE	Agreed to contract	August 31	RAY, Odrick, DE	Waived/injured
May 4	VELDMAN, Matt, TE	Agreed to contract	September 1	BRACKETT, Brett, TE	Claimed off waivers from Philadelphia
May 4	COLEMAN, Drew, CB	Released	September 1	MILLER, Zach, TE	Waived/injured
May 7	ROSARIO, Nelson, WR	Released	September 1	BALDRIDGE, Daniel, OL	Signed to practice squad
May 7	BOYKIN, Jarrett, WR	Released	September 1	BROWN, Mike, WR	Signed to practice squad
May 7	TROTTER, Frank, DE	Released	September 1	DAVIS, Ryan, DE	Signed to practice squad
May 7	LEFEVOUR, Dan, QB	Released	September 1	DENNARD, Antonio, CB	Signed to practice squad
May 7	DILLARD, Jarrett, WR	Released	September 1	HALL, D.J., G	Signed to practice squad
May 7	OWUSU-ANSAH, Akwasi, S	Released	September 1	JONES, Joshua, LB	Signed to practice squad
May 7	PALMER, Jordan, QB	Signed contract (FA)	September 1	TA'UFO'OU, Will, FB	Signed to practice squad
May 7	BROWN, Mike, WR	Signed contract (FA)	September 1	WILSON, John Parker, QB	Signed to practice squad
May 7	FORCIER, Chris, WR	Signed contract (FA)	September 1	MILLER, Zach, TE	Placed on injured reserve
May 7	TAHI, Naufahu, FB	Signed contract (UFA, Minn.)	September 2	JONES-DREW, Maurice, RB	Removed from reserve/did not report
May 7	RICHARD, Donovan, LB	Signed contract (FA)	September 4	CLOHERTY, Colin, TE	Signed contract
May 7	RAY, Odrick, DL	Signed contract (FA)	September 4	BRACKETT, Brett, TE	Placed on injured reserve
May 7	BROWN, Jeremiah, DB	Signed contract (FA)	September 8	JONES-DREW, Maurice, RB	Activated to active roster
May 14	JOHNSON, Dontrel, CB	Released	September 8	TOSTON, Keith, RB	Released
May 14	COUTU, Brandon, K	Signed contract (FA)	September 10	CLOHERTY, Colin, TE	Released
May 15	BANYARD, Joe, RB	Released	September 10	ROBISKIE, Brian, WR	Released
May 15	JONES, Joshua, LB	Signed contract (FA)	September 10	SPACH, Stephen, TE	Signed contract
May 29	BRANCH, Andre, DE	Signed contract	September 10	TAYLOR, Herb, OL	Signed contract
May 31	JOHNSON, Dontrell, CB	Signed contract	September 12	BEEKMAN, Josh, G/C	Released
May 31	TRENT, Morgan, DB	Released	September 12	KROPOG, Troy, OL	Claimed on waivers (TEN)
May 31	HARRIS, Mike, CB	Signed contract	September 15	KROPOG, Troy, OL	Released
June 4	PENDLETON, Jeris, DT	Signed contract	September 15	BALDRIDGE, Daniel, OL	Activated from practice squad
June 5	MARSHALL, Brandon, LB	Signed contract	September 17	PASZTOR, Austin, OL	Signed to practice squad
June 7	KAMPMAN, Aaron, DE	Released	September 19	SPACH, Stephen, TE	Released
June 20	FORCIER, Chris, WR	Released	September 19	STOVALL, Maurice, TE	Signed contract
June 20	JOHNSON, Dontrell, CB	Released	September 25	MOHAMED, Mike, LB	Released from practice squad
June 20	RICHARD, Donovan, LB	Released	September 26	HARRIS, Jerrell, LB	Signed to practice squad
June 20	CORNER, Reggie, DB	Signed contract	October 5	BALDRIDGE, Daniel, OL	Released
June 20	GILBERT, Charles, WR	Signed contract	October 5	MORGAN, Aaron, DE	Released
June 20	HOCH, Dan, OL	Signed contract	October 5	DAVIS, Ryan, DE	Activated from practice squad
June 21	ENDERLE, Nathan, QB	Signed contract	October 5	SPURLOCK, Micheal, WR	Signed contract
July 17	COUTU, Brandon, K	Released	October 9	BALDRIDGE, Daniel, OL	Signed to practice squad
July 18	RICHARD, Donovan, LB	Signed contract	October 15	RUTLAND, Kevin, CB	Released
July 26	JONES-DREW, Maurice, RB	Placed on Reserved/did not report	October 15	HARRIS, Chris, S	Signed contract
July 27	TAHI, Naufahu, FB	Released	October 18	HALL, D.J., G	Released from practice squad
July 27	ROBINSON, Gijon, TE	Signed contract	October 18	MILLER, Prince, CB	Signed to practice squad
July 28	JONES-DREW, Maurice, RB	Reserved/did not report	October 23	TOSTON, Keith, RB	Signed contract
July 28	TA'UFO'OU, Will, FB	Signed contract	October 23	DAVIS, Ryan, DE	Released
July 30	CORNER, Reggie, DB	Placed on injured reserve	October 24	DAVIS, Ryan, DE	Signed to practice squad
July 30	MCBRIDE, Trumaine, CB	Signed contract	October 24	HARRIS, Jerrell, LB	Released from practice squad

October 25	SMITH, Daryl, LB	Placed on injured reserve
October 26	RUTLAND, Kevin, CB	Signed contract
October 27	MARSHALL, Brandon, LB	Released
October 27	TAYLOR, Herb, OL	Released
October 27	WILSON, John Parker, QB	Activated from practice squad
October 27	CHICK, John, DE	Activated from PUP
October 30	WILSON, John Parker, QB	Released
October 30	MARSHALL, Brandon, LB	Signed to active roster
October 30	TOSTON, Keith, RB	Released
October 30	MILLER, Prince, CB	Released from practice squad
October 30	VALLOS, Steve, C/G	Signed to active roster
October 30	THOMAS, Mike, WR	Traded to Detroit
October 30	WILSON, John Parker, QB	Signed to practice squad
October 30	MURPHY, Richard, RB	Signed to practice squad
October 31	ARMSTRONG, Anthony, WR	Claimed off waivers from Miami
November 1	MARSHALL, Brandon, LB	Released
November 1	TOSTON, Keith, RB	Signed to active roster
November 3	VALLOS, Steve, C/G	Released
November 3	TA'UFO'OU, Will, FB	Signed to active roster
November 5	VALLOS, Steve, C/G	Signed to active roster
November 5	TOSTON, Keith, RB	Released
November 5	MARSHALL, Brandon, LB	Signed to practice squad
November 12	ARMSTRONG, Anthony, WR	Released
November 12	JONES, Greg, LB	Signed to active roster
November 14	DENNARD, Antonio, CB	Placed on practice squad injured reserve
November 14	LINDSEY, Korey, DB	Signed to practice squad
November 15	LINDSEY, Korey, DB	Released
November 15	KING, Brandon, DB	Signed to practice squad
November 19	TA'UFO'OU, Will, FB	Released
November 20	SHIPLEY, Jordan, WR	Signed to active roster
November 21	GABBERT, Blaine, QB	Placed on injured reserve
November 21	ROBINSON, Laurent, WR	Placed on injured reserve
November 21	PALMER, Jordan, QB	Signed to active roster
November 21	MITCHELL, Carlton, WR	Signed to active roster
November 21	DAVIS, Ryan, DE	Released from practice squad
November 21	TA'UFO'OU, Will, FB	Signed to practice squad
November 24	TA'UFO'OU, Will, FB	Signed to active roster
November 24	MITCHELL, Carlton, WR	Released
November 25	DAVIS, Ryan, DE	Signed to practice squad
November 27	MIDDLETON, William, CB	Placed on injured reserve
November 27	PARMELE, Jalen, RB	Placed on injured reserve
November 27	SPURLOCK, Micheal, WR/RS	Released
November 27	HARRIS, Chris, S	Released
November 27	MOLDEN, Antwaun, CB	Signed to active roster
November 27	COSBY, Quan, WR	Signed to active roster
November 27	TODMAN, Jordan, RB	Signed from Minnesota's practice squad
November 27	CLEMONS, Toney, WR	Signed from Pittsburgh's practice squad
November 28	BABIN, Jason, DE	Claimed off waivers from Philadelphia
November 28	SMITH, D'Anthony, DE	Placed on injured reserve
December 1	TA'UFO'OU, Will, FB	Released
December 1	MURPHY, Richard, RB	Signed to active roster
December 3	TA'UFO'OU, Will, FB	Signed to practice squad
December 4	STOVALL, Maurice, TE	Released
December 4	SESSION, Clint, LB	Released
December 4	TA'UFO'OU, Will, FB	Signed to active roster
December 4	MITCHELL, Andrew, OL	Signed to practice squad
December 4	STANBACK, Isaiah, TE	Signed to practice squad
December 4	BALDRIDGE, Daniel, OL	Signed to Tennessee active roster
December 11	BREWSTER, Mike, G/C	Placed on injured reserve
December 11	TOSTON, Keith, RB	Signed to active roster
December 14	ELLIOTT, Kevin, WR	Released
December 14	PASZTOR, Austin, G	Activated from practice squad
December 14	JACKSON, Jerrell, WR	Signed to practice squad
December 17	TA'UFO'OU, Will, FB	Released
December 18	BRANCH, Andre, DE	Placed on injured reserve
December 18	TODMAN, Jordan, RB	Placed on injured reserve
December 18	BROWN, Mike, WR	Activated from practice squad
December 18	MARSHALL, Brandon, LB	Activated from practice squad
December 18	STANBACK, Isaiah, TE	Activated from practice squad
December 18	DRAHEIM, Tommie, OL	Signed to practice squad
December 18	COSBY, Quan, WR	Released
December 18	GOLDEN, Brittan, WR	Signed to practice squad

2012 JACKSONVILLE JAGUARS STATISTICS

Through 14 Games

WON 2, LOST 12

			* RUSHING	No.	Yds	Avg	Long	TD
09/09	L	23-26 OT	at Minnesota	56,607	Jones-Drew	86	414	4.8 59t 1
09/16	L	7-27	Houston	62,907	Jennings	101	283	2.8 21 2
09/23	W	22-17	at Indianapolis	63,536	Owens	32	167	5.2 32t 1
09/30	L	10-27	Cincinnati	63,030	Parmeale	40	143	3.6 28 0
10/07	L	3-41	Chicago	67,012	Gabbert	18	56	3.1 10 0
10/21	L	23-26 OT	at Oakland	51,634	Murphy	10	39	3.9 9 0
10/28	L	15-24	at Green Bay	70,464	Henne	15	29	1.9 8 1
11/04	L	14-31	Detroit	63,050	Blackmon	1	12	12.0 12 0
11/08	L	10-27	Indianapolis	63,272	Greg B. Jones	4	8	2.0 4 0
11/18	L	37-43 OT	at Houston	71,676	Todman LG	3	8	2.7 6 0
11/25	W	24-19	Tennessee	63,323	Todman TM	3	8	2.7 6 0
12/02	L	18-34	at Buffalo	53,971	Thomas TM	1	-1	-1.0 -1 0
12/09	L	10-17	New York Jets	67,027	Shorts	1	-4	-4.0 -4 0
12/16	L	3-24	at Miami	53,667	TEAM	312	1154	3.7 59t 5
12/23			New England		OPPONENTS	484	2074	4.3 53 18
12/30			at Tennessee		* RECEIVING	No.	Yds	Avg Long TD

			Jax	Opp.	Blackmon	51	707	13.9	81t	3
TOTAL FIRST DOWNS			226	329	Shorts	49	925	18.9	80t	7
Rushing			64	121	Lewis	41	410	10.0	26	4
Passing			130	175	Robinson	24	252	10.5	32	0
Penalty			32	33	Jennings	19	130	6.8	26	0
3rd Down: Made/Att			53/185	79/189	Spurlock TM	14	121	8.6	22	1
3rd Down Pct.			28.6	41.8	Jones-Drew	14	86	6.1	13	1
4th Down: Made/Att			7/21	4/7	Thomas TM	13	80	6.2	12	0
4th Down Pct.			33.3	57.1	Shipley LG	11	111	10.1	28	0
POSSESSION AVG.			26:47	33:13	Shipley TM	11	111	10.1	28	0
TOTAL NET YARDS			3977	5518	Elliott	10	108	10.8	22	0
Avg. Per Game			284.1	394.1	Greg B. Jones	10	58	5.8	10	0
Total Plays			848	978	Parmeale	7	60	8.6	26	0
Avg. Per Play			4.7	5.6	Owens	4	36	9.0	11	0
NET YARDS RUSHING			1154	2074	Whimper	2	11	5.5	10	1
Avg. Per Game			82.4	148.1	Potter	2	6	3.0	4	0
Total Rushes			312	484	Ta'ufo'ou	1	5	5.0	5	0
NET YARDS PASSING			2823	3444	Todman LG	1	0	0.0	0	0
Avg. Per Game			201.6	246.0	Todman TM	1	0	0.0	0	0
Sacked/Yards Lost			42/277	15/97	Henne	1	-6	-6.0	-6	0
Gross Yards			3100	3541	TEAM	274	3100	11.3	81t	17
Att./Completions			494/274	479/308	OPPONENTS	308	3541	11.5	59	19
Completion Pct.			55.5	64.3	* INTERCEPTIONS	No.	Yds	Avg	Long	TD
Had Intercepted			11	10	Posluszny	3	20	6.7	13	0
PUNTS/AVERAGE			83/46.9	58/46.3	Cox	3	18	6.0	16	0
NET PUNTING AVG.			83/42.2	58/40.7	Landry	1	47	47.0	21	0
PENALTIES/YARDS			89/873	92/738	Lowery	1	21	21.0	21	0
FUMBLES/BALL LOST			19/9	17/11	Bosworth	1	10	10.0	10	0
TOUCHDOWNS			22	41	M. Harris	1	0	0.0	0	0
Rushing			5	18	Prosinski	0	2	---	2	0
Passing			17	19	TEAM	10	118	11.8	23	0
Returns			0	4	OPPONENTS	11	231	21.0	51	3

* SCORE BY PERIODS	Q1	Q2	Q3	Q4	OT	PTS	* PUNTING	No.	Yds	Avg	Net	TB	In	Lg	B
TEAM	33	61	43	79	3	219	Anger	82	3896	47.5	42.2	5	28	73	1
OPPONENTS	56	110	70	132	15	383	TEAM	83	3896	46.9	42.2	5	28	73	1

* SCORING	TD-Ru	Pa-Rt	K-PAT	FG	S	PTS	OPPONENTS	58	2688	46.3	40.7	7	18	65	0
Scobee	0	0	0	15/16	22/24	0	81	* PUNT RETURNS	Ret	FC	Yds	Avg	Long	TD	
Shorts	7	0	7	0	0	42	Thomas TM	8	1	56	7.0	18	0		
Lewis	4	0	4	0	0	24	Spurlock TM	6	4	51	8.5	28	0		
Blackmon	3	0	3	0	0	20	Cosby	5	4	46	9.2	15	0		
Jennings	2	2	0	0	0	14	Shipley LG	5	1	24	4.8	9	0		
Jones-Drew	2	1	1	0	0	12	Shipley TM	2	0	14	7.0	9	0		
Owens	1	1	0	0	0	8	Ross	3	3	16	5.3	6	0		
Henne	1	1	0	0	0	6	Jones-Drew	2	0	4	2.0	4	0		
Spurlock TM	1	0	1	0	0	6	TEAM	26	12	187	7.2	28	0		
Whimper	1	0	1	0	0	6	OPPONENTS	34	27	293	8.6	71	0		
TEAM	22	5	17	0	15/16	22/24	0	219	* KICKOFF RETURNS	No.	Yds	Avg	Long	TD	
OPPONENTS	41	18	19	4	39/39	32/39	0	383	Jennings	10	241	24.1	29	0	

2-Pt Conv: Blackmon, Jennings, Owens,
 TM 3-6, OPP 1-1
 SACKS: Babin LG 6.5, Babin TM 1, Alualu 3,
 Knighton 2, Lane 2, Mincey 2, Mosley 2,
 Branch 1, M. Harris 1, Selvie 1, TM 15,
 OPP 42
 FUM/LOST: Gabbert 5/3, Henne 4/2,
 Jennings 3/1, Jones-Drew 2/0, Bosworth 1/1,
 Robinson 1/1, Shipley(LG) 1/1, Shorts 1/1,
 Spurlock(TM) 1/0, Thomas(TM) 1/0
 Scobee: (19G,26G,47G) () (44G,47G,26G) (21G) (31G)
 (50G,40G,45G) (38G,22G,32G) () (44N,40G) (43G,
 40G,33G) (41G) (36G) (31G,55N) (37G) OPP: (20G,
 42G,55G,38G) (31G,37G) (36N,37G) (35G,35G) (32G,
 31G) (21G,33G,31G,64N,40G) (32N,25G) (47N,42G)
 (31G,41G) (42G,50N,27G,47N,25G) (38G,42N,40G,
 39G,33G) (29G,50G) (44G) (53G,30G,31G)

* PASSING	GP/GS	Att	Cmp	Yds	Cmp%	Yds/Att	TD	TD%	Int	Int%	Long	Sack/Lost	Rating
Gabbert	10/10	278	162	1662	58.3	5.98	9	3.2	6	2.2	80t	22/ 158	77.4
Henne	8/4	216	112	1438	51.9	6.66	8	3.7	5	2.3	81t	20/ 119	75.7
TEAM		494	274	3100	55.5	6.28	17	3.4	11	2.2	81t	42/ 277	76.6
OPPONENTS		479	308	3541	64.3	7.39	19	4.0	10	2.1	59	15/ 97	91.0

2012 Defensive Statistics - Updated December 17, 2012

JAGUARS DEFENSIVE TACKLES

Player	Total	Solo	Asst.	Sacks	Int.	Pass		TFL	QBP	FF	FR
						Def.	Def.				
P. Posluszny	207	135	72	0.0	3	3	6	5	2	0	0
R. Allen	182	121	61	0.0	0	7	7	8	0	0	0
D. Landry	161	81	80	0.0	1	1	1	0	0	1	1
T. Alualu	76	34	42	2.0	0	1	3	11	0	0	0
C.J. Mosley	76	43	33	2.0	0	1	5	8	1	3	3
J. Mincey	71	40	31	2.0	0	2	3	19	2	1	1
A. Ross	64	44	20	0.0	0	12	1	0	0	0	0
T. Knighton	54	28	26	2.0	0	3	4	14	2	0	0
D. Lowery	53	28	25	0.0	1	3	1	0	0	1	1
A. Lane	52	25	27	2.0	0	0	1	14	1	0	0
K. Bosworth	51	31	20	0.0	1	0	4	1	0	0	0
C. Prosinski	50	32	18	0.0	0	4	0	0	0	0	0
D. Cox	50	42	8	0.0	3	13	2	0	1	0	0
M. Harris	46	34	12	1.0	1	3	1	2	0	0	0
J. Stanford	36	15	21	0.0	0	1	1	0	0	0	0
G. Selvie	22	9	13	1.0	0	0	1	6	0	0	0
A. Branch	20	6	14	1.0	0	1	0	10	1	1	1
R. Mathis	20	13	7	0.0	0	6	0	0	0	0	0
W. Middleton	18	10	8	0.0	0	1	0	0	0	0	0
D'Anthony Smith	12	10	2	0.0	0	0	1	1	0	0	0
J. Babin*	11	5	6	2.0	0	0	2	2	2	1	1
K. Rutland	10	4	6	0.0	0	1	0	0	0	0	0
J. Chick	7	2	5	0.0	0	1	0	6	0	1	1
A. Morgan	2	2	0	0.0	0	0	1	1	0	0	0
J. Pendleton	2	1	1	0.0	0	0	0	0	0	0	0

*Had 5.5 sacks in 11 games with Philadelphia

JAGUARS SPECIAL TEAMSTACKLES

Player	Total	Solo	Asst.	Blk.		FF	FR
				Kick	Kick		
K. Bosworth	12	12	0	0	0	0	0
J. Stanford	11	11	0	0	0	0	0
A. Blake	11	11	0	0	0	0	0
M. Owens	10	10	0	0	0	0	0
J. Parmele	9	9	0	0	0	0	0
M. Harris	8	8	0	0	0	0	0
C. Prosinski	6	6	0	0	0	0	0
G. Jones (#54)	6	6	0	0	0	0	0
J. Cain	4	4	0	0	0	0	0
K. Elliott	4	4	0	0	0	0	0
M. Stovall	4	4	0	0	0	0	0
K. Rutland	4	4	0	0	0	0	0
W. Middleton	3	3	0	0	0	0	0
B. Anger	3	3	0	0	0	0	0
R. Allen	3	3	0	0	0	0	0
C. Harris	2	2	0	0	0	0	0
B. Marshall	2	2	0	0	0	0	0
J. Scobee	2	2	0	0	0	0	0
A. Branch	2	2	0	0	0	0	0
A. Molden	1	1	0	0	0	0	0
A. Morgan	1	1	0	0	0	0	0

JAGUARS OFFENSE GAME BY GAME

		FIRST DOWNS				Third Down	Tot Yds	Off Ply	Rushing			Passing				Penalty		Fum Lost	Punts No-Avg	Poss Time	
		Tot	Rn	Pa	Pn				Att	Yds	Net	Sacks	Gross	Cmp	Att	Int	No				Yds
9/9	at MIN (L)	22	7	12	3	9-18	355	75	34	113	242	2-18	260	23	39	0	4	25	3-1	4-53.5	37:49
9/16	vs. HOU (L)	9	3	4	2	0-9	117	38	14	65	52	3-24	76	9	21	0	8	71	1-1	9-51.3	16:43
9/23	at IND (W)	15	10	3	2	4-13	333	54	32	185	148	1-7	155	10	21	0	6	67	2-0	6-53.5	27:36
9/30	vs. CIN (L)	17	5	11	1	2-11	212	58	18	69	143	6-43	186	23	34	1	3	37	1-1	6-49.2	28:41
10/7	vs. CHI (L)	10	3	5	2	5-13	189	53	17	60	129	3-13	142	17	33	2	6	49	1-1	6-48.5	24:00
10/21	at OAK (L)	10	3	6	1	1-15	209	61	26	54	155	3-26	181	17	32	0	6	92	1-1	9-42.1	30:05
10/28	at GB (L)	18	1	14	3	5-16	341	71	20	62	279	2-24	303	27	49	0	7	77	3-1	6-33.8	30:48
11/4	vs. DET (L)	19	6	11	2	6-11	279	59	20	64	215	1-5	220	27	38	2	3	40	0-0	4-50.5	24:30
11/8	vs. IND (L)	20	2	14	4	1-10	337	63	12	37	300	4-30	330	28	47	2	10	115	1-1	5-47.2	24:14
11/18	at HOU (L)	17	4	12	1	4-14	458	66	29	86	372	2-6	378	18	35	0	6	54	1-1	5-48.4	31:19
11/25	vs. TEN (W)	19	8	9	2	7-14	321	60	27	100	221	7-40	261	17	26	1	5	30	0-0	5-47.0	29:23
12/2	at BUF (L)	21	4	10	7	1-10	236	63	18	50	186	3-16	202	19	42	1	8	74	3-1	5-41.6	24:51
12/9	vs. NYJ (L)	16	5	10	1	2-16	291	70	24	123	168	3-17	185	21	43	2	7	54	0-0	8-45.4	29:29
12/16	at MIA (L)	13	3	9	1	6-15	299	57	21	86	213	2-8	221	18	34	0	10	88	2-0	5-47.4	24:22

JAGUARS DEFENSE GAME BY GAME

	FIRST DOWNS				Third Down	Tot Yds	Off Ply	Rushing			Sacks	Passing			Penalty No	Yds	Fum Lost	Punts No-Avg	Poss Time	
	Tot	Rn	Pa	Pn				Att	Yds	Net		Gross	Cmp	Att						Int
9/9 at MIN (L)	20	6	14	0	2-10	389	58	29	123	266	2-4	270	20	27	0	5	40	1-1	5-48.4	27:05
9/16 vs. HOU (L)	28	16	11	1	8-17	411	83	48	216	195	0-0	195	26	35	0	10	64	1-0	6-49.8	43:17
9/23 at IND (W)	23	6	15	2	10-19	437	75	29	124	313	0-0	313	22	46	1	11	106	0-0	6-46.7	32:24
9/30 vs. CIN (L)	20	6	12	2	2-11	382	65	34	138	244	0-0	244	20	31	1	6	50	2-1	3-47.7	31:19
10/7 vs. CHI (L)	26	9	16	1	10-17	501	73	33	214	287	1-5	292	23	39	1	12	80	0-0	3-40.7	36:00
10/21 at OAK (L)	20	8	9	3	6-17	351	74	26	69	282	2-16	298	26	46	1	9	58	4-2	6-44.0	32:01
10/28 at GB (L)	20	5	9	6	5-13	238	64	26	66	172	2-14	186	22	36	0	5	33	1-1	5-45.0	29:12
11/4 vs. DET (L)	26	8	16	2	8-12	434	68	34	149	285	1-0	285	22	33	0	5	42	0-0	2-49.5	35:30
11/8 vs. IND (L)	24	11	10	3	3-11	359	65	37	138	221	2-6	227	18	26	1	6	40	1-1	3-45.0	35:46
11/18 at HOU (L)	39	10	26	3	4-11	653	92	35	149	504	2-23	527	43	55	2	2	20	2-1	3-37.0	41:40
11/25 vs. TEN (W)	20	3	15	2	6-15	360	70	29	110	250	1-11	261	23	40	2	6	42	1-0	4-50.3	30:37
12/2 at BUF (L)	20	14	5	1	5-12	344	63	46	232	112	0-0	112	9	17	1	9	100	1-1	4-44.5	35:09
12/9 vs. NYJ (L)	17	11	4	2	4-13	270	62	42	166	104	1-7	111	12	19	0	1	15	2-2	7-46.6	30:31
12/16 at MIA (L)	26	8	13	5	6-11	389	66	36	180	209	1-11	220	22	29	0	5	41	1-1	1-63.0	35:38

PERFORMANCE INSIDE THE 20

	In 20	Scores	Pct.	TDs	TD Pct.	FGs	Points	Total Pts.	Pct. of Total Pts.
JAGUARS	31	27	87.1	14	45.2	13	136	219	62.1
Opponents	61	52	85.2	32	52.5	20	285	383	74.4

GOAL-TO-GO SITUATIONS

	G-T-G	Scores	Pct.	TDs	FGs	Points	Total Pts.	Pct. of Total Pts.
JAGUARS	16	15	93.7	11	4	88	219	40.2
Opponents	35	32	91.4	27	5	205	383	53.5

WON 10, LOST 4										* RUSHING										No. Yds					Avg Long TD									
09/09 W 34-13 at Tennessee										69,143 Ridley										252 1105					4.4 41 10									
09/16 L 18-20 Arizona										68,756 Woodhead										70 276					3.9 19 4									
09/23 L 30-31 at Baltimore										71,269 Bolden										45 245					5.4 27 2									
09/30 W 52-28 at Buffalo										70,684 Vereen										54 213					3.9 16 3									
10/07 W 31-21 Denver										68,756 Edelman										4 45					11.3 47 0									
10/14 L 23-24 at Seattle										68,137 Brady										23 32					1.4 7 4									
10/21 W 29-26 OT New York Jets										68,752 Hernandez										1 5					5.0 5 0									
10/28 W 45- 7 at St. Louis										84,004 Hilliard TM										1 2					2.0 2 0									
11/11 W 37-31 Buffalo										68,756 Mallett										8 -9					-1.1 -1 0									
11/18 W 59-24 Indianapolis										68,756 TEAM										458 1914					4.2 47 23									
11/22 W 49-19 at New York Jets										79,088 OPPONENTS										377 1490					4.0 31 10									
12/02 W 23-16 at Miami										72,114 * RECEIVING										No. Yds					Avg Long TD									
12/10 W 42-14 Houston										68,756 Welker										100 1172					11.7 59 4									
12/16 L 34-41 San Francisco										68,756 Lloyd										67 840					12.5 53									
12/23 at Jacksonville										Gronkowski										53 748					14.1 41 10									
12/30 Miami										Hernandez										45 426					9.5 31 5									
										Woodhead										33 329					10.0 25 2									
TOTAL FIRST DOWNS										393 302										Edelman					21 235					11.2 56t 3				
Rushing										133 89										Branch					13 117					9.0 25 0				
Passing										226 183										Vereen					8 149					18.6 83t 1				
Penalty										34 30										Ridley					6 51					8.5 20 0				
3rd Down: Made/Att										98/198 73/177										Fells					3 77					25.7 35 0				
3rd Down Pct.										49.5 41.2										Hoomanawanui					3 63					21.0 41 0				
4th Down: Made/Att										6/9 8/20										Bolden					2 11					5.5 11 0				
4th Down Pct.										66.7 40.0										Stallworth					1 63					63.0 63t 1				
POSSESSION AVG.										30:34 29:26										Winslow					1 12					12.0 12 0				
TOTAL NET YARDS										6054 5275										TEAM					356 4293					12.1 83t 30				
Avg. Per Game										432.4 376.8										OPPONENTS					320 3967					12.4 68t 26				
Total Plays										1045 914										* INTERCEPTIONS					No. Yds					Avg Long TD				
Avg. Per Play										5.8 5.8										McCourtty					5 53					10.6 34 0				
NET YARDS RUSHING										1914 1490										Wilson					4 87					21.8 45 0				
Avg. Per Game										136.7 106.4										Dennard					3 95					31.7 87t 1				
Total Rushes										458 377										Talib LG					2 59					29.5 59t 1				
NET YARDS PASSING										4140 3785										Talib TM					1 59					59.0 59t 1				
Avg. Per Game										295.7 270.4										Gregory					2 37					18.5 36 0				
Sacked/Yards Lost										23/153 29/182										Mayo					1 0					0.0 0 0				
Gross Yards										4293 3967										TEAM					16 331					20.7 87t 2				
Att./Completions										564/356 508/320										OPPONENTS					7 98					14.0 53 0				
Completion Pct.										63.1 63.0										* PUNTING					No. Yds					Avg Net TB In Lg B				
Had Intercepted										7 16										Mesko					50 2168					43.4 38.1 6 23 62 1				
PUNTS/AVERAGE										51/42.5 58/50.0										TEAM					51 2168					42.5 38.1 6 23 62 1				
NET PUNTING AVG.										51/38.1 58/41.1										OPPONENTS					58 2900					50.0 41.1 4 18 66 0				
PENALTIES/YARDS										87/753 93/862										* PUNT RETURNS					Ret FC Yds					Avg Long TD				
FUMBLES/BALL LOST										13/7 41/20										Welker					18 6					171 9.5 31 0				
TOUCHDOWNS										61 37										Edelman					17 1					263 15.5 68t 1				
Rushing										23 10										TEAM					35 7					434 12.4 68t 1				
Passing										30 26										OPPONENTS					18 15					104 5.8 25 0				
Returns										8 1										* KICKOFF RETURNS					No. Yds					Avg Long TD				
* SCORE BY PERIODS										Q1 Q2 Q3 Q4 OT PTS										McCourtty					27 654					24.2 104t 1				
TEAM										103 153 100 147 3 506										Edelman					3 38					12.7 32 0				
OPPONENTS										57 78 75 105 0 315										Welker					3 33					11.0 17 0				
* SCORING										TD-Ru-Pa-Rt K-PAT FG S PTS										Woodhead					2 43					21.5 23 0				
Gostkowski										0 0 0 0 60/60 26/32 0 138										Gronkowski					1 0					0.0 0 0				
Gronkowski										10 0 10 0 0 60										Slater														

National Football League Game Summary

NFL Copyright © 2012 by The National Football League. All rights reserved. This summary and play-by-play is for the express purpose of assisting media in their coverage of the game; any other use of this material is prohibited without the written permission of the National Football League. Updated: 12/17/2012

Date: Sunday, 12/16/2012 Jacksonville Jaguars at Miami Dolphins Start Time: 1:03 PM EST
at Sun Life Stadium, Miami Gardens, Fla.

Game Day Weather
Game Weather: Cloudy Temp: 80° F (26.7° C) Humidity: 60%, Wind: SE 13 mph
Played Outdoor on Turf: Natural Grass

Officials		
Referee: Parry, John (132)	Umpire: Ferrell, Dan (64)	Head Linesman: Bowers, Derick (74)
Line Judge: Baynes, Rusty (59)	Side Judge: Torbert, Ronald (62)	Field Judge: Edwards, Scott (3)
Back Judge: Paganelli, Perry (46)	Replay Official: Frantz, Earnie	

Jacksonville Jaguars				Miami Dolphins			
Offense		Defense		Offense		Defense	
WR 84	C.Shorts	LDE 58	J.Babin	WR 82	B.Hartline	LE 98	J.Odrick
LT 75	E.Monroe	DT 93	T.Alualu	LT 71	J.Martin	DT 94	R.Starks
LG 67	A.Pasztor	DT 99	C.Mosley	LG 68	R.Incognito	DT 96	P.Solai
C 63	B.Meester	RDE 94	J.Mincey	C 51	M.Pouncey	RE 91	C.Wake
RG 77	U.Nwaneri	OLB 57	J.Stanford	RG 74	J.Jerry	LB 56	K.Burnett
RT 78	C.Bradfield	MLB 51	P.Posluszny	RT 75	N.Garner	LB 58	K.Dansby
TE 89	M.Lewis	OLB 50	R.Allen	TE 80	A.Fasano	LB 93	J.Trusnik
WR 14	J.Blackmon	LCB 20	M.Harris	WR 14	Mar.Moore	CB 24	S.Smith
QB 7	C.Henne	RCB 21	D.Cox	QB 17	R.Tannehill	CB 28	N.Carroll
FB 33	G.Jones	SS 26	D.Landry	RB 22	R.Bush	S 30	C.Clemons
RB 24	M.Owens	FS 25	D.Lowery	FB 42	C.Clay	S 20	R.Jones

Substitutions Substitutions
K 10 J.Scobee, WR 16 J.Shipley, WR 17 T.Clemons, P 19 B.Anger, CB 22 K.Rutland, CB 27 R.Mathis, RB 35 K.Toston, CB 36 A.Molden, DB 38 A.Blake, RB 39 R.Murphy, S 42 C.Prosinski, FB 45 W.Ta'ufo'ou, LS 48 J.Cain, LB 54 Gr.Jones, LB 56 K.Bosworth, OT 68 G.Whimper, OL 73 E.Britton, TE 88 Z.Potter, DE 92 A.Lane, DT 96 T.Knighton, DE 97 J.Chick, DT 98 J.Pendleton P 2 B.Fields, K 5 D.Carpenter, WR 19 A.Binns, CB 23 B.McCann, CB 25 R.Stanford, RB 26 L.Miller, S 27 J.Wilson, S 29 J.Amaya, RB 33 D.Thomas, RB 34 M.Thigpen, S 36 T.Culver, FB 41 J.Lane, DE 50 O.Vernon, LB 53 A.Spitler, LB 57 J.Kaddu, LB 59 J.Freeny, G 64 J.Samuda, T 72 W.Yeatman, DT 78 T.McDaniel, DE 79 D.Shelby, WR 86 R.Matthews, TE 88 J.Mastrud, LS 92 J.Denney

Did Not Play Did Not Play
QB 5 J.Palmer, C/G 66 S.Vallos QB 8 M.Moore

Not Active Not Active
WR 13 Q.Cosby, RB 23 R.Jennings, RB 30 J.Todman, CB 31 A.Ross, RB 32 M.Jones-Drew, DE 90 A.Branch, DE 91 G.Selvie QB 7 P.Devlin, WR 15 D.Bess, LB 55 K.Misi, T 73 P.Brown, TE 84 M.Egnew, TE 87 K.Miller, DT 97 K.Randall

Field Goals (made () & missed)							
J.Scobee	(37)	D.Carpenter	(53)	(30)	(31)		
		1	2	3	4	OT	Total
VISITOR:	Jacksonville Jaguars	3	0	0	0	0	3
HOME:	Miami Dolphins	3	7	6	8	0	24

Scoring Plays							
Team	Qtr	Time	Play Description (Extra Point)	(Drive Info)	Visitor	Home	
Jaguars	1	10:03	J.Scobee 37 yd. Field Goal (10-61, 4:57)			3	0
Dolphins	1	6:26	D.Carpenter 53 yd. Field Goal (7-43, 3:37)			3	3
Dolphins	2	1:56	J.Lane 4 yd. pass from R.Tannehill (D.Carpenter kick) (14-89, 7:34)			3	10
Dolphins	3	5:35	D.Carpenter 30 yd. Field Goal (5-60, 2:54)			3	13
Dolphins	3	1:01	D.Carpenter 31 yd. Field Goal (7-64, 3:00)			3	16
Dolphins	4	3:12	A.Fasano 2 yd. pass from R.Tannehill (R.Tannehill-A.Fasano pass) (14-85, 9:01)			3	24
Paid Attendance: 53,667						Time: 2:56	

Final Individual Statistics

Jacksonville Jaguars

RUSHING	ATT	YDS	AVG	LG	TD
M.Owens	11	47	4.3	12	0
R.Murphy	6	20	3.3	5	0
C.Henne	3	16	5.3	8	0
G.Jones	1	3	3.0	3	0
Total	21	86	4.1	12	0

PASSING	ATT	CMP	YDS	SK/YD	TD	LG	IN	RT
C.Henne	34	18	221	2/8	0	38	0	73.3
Total	34	18	221	2/8	0	38	0	73.3

PASS RECEIVING	TAR	REC	YDS	AVG	LG	TD
C.Shorts	11	6	101	16.8	30	0
J.Blackmon	11	6	93	15.5	38	0
M.Lewis	4	3	8	2.7	9	0
J.Shipley	4	2	13	6.5	7	0
M.Owens	1	1	6	6.0	6	0
T.Clemons	2	0	0	0.0	0	0
G.Whimper	1	0	0	0.0	0	0
Total	34	18	221	12.3	38	0

INTERCEPTIONS	NO	YDS	AVG	LG	TD
Total	0	0	0	0	0

PUNTING	NO	YDS	AVG	NET	TB	IN20	LG
B.Anger	5	237	47.4	47.4	0	2	53
Total	5	237	47.4	47.4	0	2	53

PUNT RETURNS	NO	YDS	AVG	FC	LG	TD
J.Shipley	1	9	9.0	0	9	0
Total	1	9	9.0	0	9	0

KICKOFF RETURNS	NO	YDS	AVG	FC	LG	TD
R.Murphy	1	24	24.0	0	24	0
[TOUCHBACK]	5	0	0.0	0	0	0
Total	1	24	24.0	0	24	0

Jacksonville Jaguars

FUMBLES	FUM	LOST	OWN-REC	YDS	TD	FORCED	OPP-REC	YDS	TD	OUT-BDS
C.Henne	2	0	2	0	0	0	0	0	0	0
J.Babin	0	0	0	0	0	1	0	0	0	0
T.Alualu	0	0	0	0	0	0	1	0	0	0
Total	2	0	2	0	0	1	1	0	0	0

Miami Dolphins

FUMBLES	FUM	LOST	OWN-REC	YDS	TD	FORCED	OPP-REC	YDS	TD	OUT-BDS
R.Tannehill	1	1	0	0	0	0	0	0	0	0
Total	1	1	0	0	0	0	0	0	0	0

Miami Dolphins

RUSHING	ATT	YDS	AVG	LG	TD
R.Bush	21	104	5.0	53	0
R.Tannehill	8	52	6.5	30	0
L.Miller	6	18	3.0	8	0
D.Thomas	1	6	6.0	6	0
Total	36	180	5.0	53	0

PASSING	ATT	CMP	YDS	SK/YD	TD	LG	IN	RT
R.Tannehill	28	22	220	1/11	2	37	0	123.2
B.Fields	1	0	0	0/0	0	0	0	39.6
Total	29	22	220	1/11	2	37	0	119.9

PASS RECEIVING	TAR	REC	YDS	AVG	LG	TD
A.Fasano	7	6	56	9.3	22	1
B.Hartline	6	5	77	15.4	37	0
R.Matthews	5	3	23	7.7	11	0
Mar.Moore	2	2	33	16.5	20	0
C.Clay	2	2	8	4.0	6	0
J.Lane	2	2	6	3.0	4	1
M.Thigpen	2	1	15	15.0	15	0
L.Miller	1	1	2	2.0	2	0
R.Bush	2	0	0	0.0	0	0
Total	29	22	220	10.0	37	2

INTERCEPTIONS	NO	YDS	AVG	LG	TD
Total	0	0	0	0	0

PUNTING	NO	YDS	AVG	NET	TB	IN20	LG
B.Fields	1	63	63.0	54.0	0	1	63
Total	1	63	63.0	54.0	0	1	63

PUNT RETURNS	NO	YDS	AVG	FC	LG	TD
M.Thigpen	0	0	0.0	3	0	0
[DOWNED]	2	0	0.0	0	0	0
Total	0	0	0.0	3	0	0

KICKOFF RETURNS	NO	YDS	AVG	FC	LG	TD
M.Thigpen	2	38	19.0	0	24	0
Total	2	38	19.0	0	24	0

Final Team Statistics

	Visitor Jaguars	Home Dolphins
TOTAL FIRST DOWNS	13	26
By Rushing	3	8
By Passing	9	13
By Penalty	1	5
THIRD DOWN EFFICIENCY	6-15-40%	6-11-55%
FOURTH DOWN EFFICIENCY	0-3-0%	0-1-0%
TOTAL NET YARDS	299	389
Total Offensive Plays (inc. times thrown passing)	57	66
Average gain per offensive play	5.2	5.9
NET YARDS RUSHING	86	180
Total Rushing Plays	21	36
Average gain per rushing play	4.1	5.0
Tackles for a loss-number and yards	0-0	2-6
NET YARDS PASSING	213	209
Times thrown - yards lost attempting to pass	2-8	1-11
Gross yards passing	221	220
PASS ATTEMPTS-COMPLETIONS-HAD INTERCEPTED	34-18-0	29-22-0
Avg gain per pass play (inc.# thrown passing)	5.9	7.0
KICKOFFS Number-In End Zone-Touchbacks	2-1-0	6-6-5
PUNTS Number and Average	5-47.4	1-63.0
Had Blocked	0	0
FGs - PATs Had Blocked	0-0	0-0
Net Punting Average	47.4	54.0
TOTAL RETURN YARDAGE (Not Including Kickoffs)	9	0
No. and Yards Punt Returns	1-9	0-0
No. and Yards Kickoff Returns	1-24	2-38
No. and Yards Interception Returns	0-0	0-0
PENALTIES Number and Yards	10-88	5-41
FUMBLES Number and Lost	2-0	1-1
TOUCHDOWNS	0	2
Rushing	0	0
Passing	0	2
EXTRA POINTS Made-Attempts	0-0	2-2
Kicking Made-Attempts	0-0	1-1
Passing Made-Attempts	0-0	1-1
FIELD GOALS Made-Attempts	1-1	3-3
RED ZONE EFFICIENCY	0-4-0%	2-5-40%
GOAL TO GO EFFICIENCY	0-1-0%	2-2-100%
SAFETIES	0	0
FINAL SCORE	3	24
TIME OF POSSESSION	24:22	35:38

MIA wins the coin toss and elects to defer. JAX elects to Receive, and MIA elects to defend the west goal.

D.Carpenter kicks 74 yards from MIA 35 to JAX -9. R.Murphy, Touchback.

Jacksonville Jaguars at 15:00

- 1-10-JAX 20 (15:00) M.Owens left end to JAX 21 for 1 yard (C.Clemons).
- 2-9-JAX 21 (14:23) (Shotgun) C.Henne pass short left to M.Owens pushed ob at JAX 27 for 6 yards (N.Carroll).
- 3-3-JAX 27 (13:52) (Shotgun) C.Henne pass short right to J.Blackmon ran ob at MIA 35 for 38 yards (C.Clemons). P1
- 1-10-MIA 35 (13:21) R.Murphy left end to MIA 31 for 4 yards (K.Burnett).
- 2-6-MIA 31 (12:50) G.Whimper reported in as eligible. R.Murphy right guard to MIA 26 for 5 yards (K.Dansby).
- 3-1-MIA 26 (12:15) M.Owens left tackle to MIA 15 for 11 yards (C.Clemons). R2
- 1-10-MIA 15 (11:35) R.Murphy up the middle to MIA 13 for 2 yards (K.Burnett; C.Clemons). Henne charged with a fumble for mishandling the snap.
- 2-8-MIA 13 (10:43) G.Whimper reported in as eligible. C.Henne pass incomplete short right to G.Whimper.
- 3-8-MIA 13 (10:43) (Shotgun) C.Henne sacked at MIA 19 for -6 yards (J.Odrick).
- 4-14-MIA 19 (10:03) **J.Scobee 37 yard field goal is GOOD, Holder-B.Anger.**

JAX 3 MIA 0, 10 plays, 61 yards, 4:57 drive, 4:57 elapsed

J.Scobee kicks 67 yards from JAX 35 to MIA -2. M.Thigpen to MIA 22 for 24 yards (K.Rutland).

Miami Dolphins at 10:03, (1st play from scrimmage 9:57)

- 1-10-MIA 22 (9:57) R.Bush right tackle to MIA 29 for 7 yards (P.Posluszny).
- PENALTY on JAX-J.Babin, Defensive Offside, 5 yards, enforced at MIA 22 - No Play.*
- 1-5-MIA 27 (9:26) (No Huddle) R.Bush right tackle to MIA 32 for 5 yards (R.Allen). R1
- 1-10-MIA 32 (9:02) (No Huddle, Shotgun) R.Tannehill pass short left to Mar.Moore to MIA 45 for 13 yards (M.Harris). P2
- 1-10-MIA 45 (8:27) R.Tannehill pass short middle to A.Fasano to JAX 41 for 14 yards (P.Posluszny). P3
- 1-10-JAX 41 (8:05) R.Bush left end to JAX 37 for 4 yards (P.Posluszny).
- 2-6-JAX 37 (7:28) (Shotgun) R.Tannehill pass short right to C.Clay to JAX 35 for 2 yards (P.Posluszny).
- 3-4-JAX 35 (6:39) (Shotgun) R.Tannehill pass incomplete deep middle to R.Matthews.
- 4-4-JAX 35 (6:31) (Field Goal formation) **D.Carpenter 53 yard field goal is GOOD, Center-J.Denney, Holder-B.Fields.**

JAX 3 MIA 3, 7 plays, 43 yards, 1 penalty, 3:37 drive, 8:34 elapsed

D.Carpenter kicks 65 yards from MIA 35 to end zone, Touchback.

Jacksonville Jaguars at 6:26

- 1-10-JAX 20 (6:26) C.Henne pass short right to M.Lewis to JAX 20 for no gain (C.Clemons).
- 2-10-JAX 20 (5:52) (Shotgun) C.Henne pass short right to M.Owens to JAX 22 for 2 yards (S.Smith).
- PENALTY on JAX-B.Meester, Face Mask (15 Yards), 10 yards, enforced at JAX 20 - No Play.*
- 2-20-JAX 10 (5:20) M.Owens right guard to JAX 15 for 5 yards (K.Burnett).
- Timeout #1 by MIA at 04:48.
- 3-15-JAX 15 (4:48) (Shotgun) C.Henne sacked at JAX 13 for -2 yards (K.Burnett).
- Penalty on JAX-C.Bradfield, Offensive Holding, declined.*
- 4-17-JAX 13 (4:26) (Punt formation) B.Anger punts 51 yards to MIA 36, Center-J.Cain, fair catch by M.Thigpen.

Miami Dolphins at 4:20

- 1-10-MIA 36 (4:20) R.Bush right guard to MIA 36 for no gain (R.Allen).
- 2-10-MIA 36 (3:55) (Shotgun) R.Tannehill pass incomplete short right to R.Bush.
- 3-10-MIA 36 (3:42) (Shotgun) *PENALTY on MIA-N.Garner, False Start, 5 yards, enforced at MIA 36 - No Play.*
- 3-15-MIA 31 (3:42) (Shotgun) R.Tannehill pass incomplete deep left to R.Matthews.
- 4-15-MIA 31 (3:37) (Punt formation) B.Fields punts 63 yards to JAX 6, Center-J.Denney. J.Shipley to JAX 15 for 9 yards (N.Carroll).

Jacksonville Jaguars at 3:27

- 1-10-JAX 15 (3:27) G.Whimper reported in as eligible. R.Murphy right tackle to JAX 19 for 4 yards (J.Trusnik). MIA-C.Clemons was injured during the play. His return is Questionable.
- 2-6-JAX 19 (3:00) G.Whimper reported in as eligible. M.Owens left end to JAX 22 for 3 yards (K.Burnett).
- 3-3-JAX 22 (2:19) (Shotgun) C.Henne pass short right to C.Shorts to JAX 29 for 7 yards (R.Jones). P3
- 1-10-JAX 29 (1:45) C.Henne pass incomplete deep right to C.Shorts.
- PENALTY on MIA-S.Smith, Defensive Pass Interference, 16 yards, enforced at JAX 29 - No Play.* X4
- 1-10-JAX 45 (1:38) M.Owens left end to JAX 49 for 4 yards (K.Burnett).
- 2-6-JAX 49 (:54) C.Henne pass short right to J.Blackmon to MIA 46 for 5 yards (S.Smith).

Jacksonville Jaguars vs Miami Dolphins at Sun Life Stadium

3-1-MIA 46	(:16) G.Whimper reported in as eligible. G.Jones right guard to MIA 43 for 3 yards (J.Freeny; J.Trusnik).								R5
END OF QUARTER		Time	First Downs				Efficiencies		
	Score	Poss	R	P	X	T	3 Down	4 Down	
Jacksonville Jaguars	3	10:30	2	2	1	5	4/6	0/0	
Miami Dolphins	3	4:30	1	2	0	3	0/2	0/0	

Jacksonville Jaguars continued.

<u>1-10-MIA 43</u>	(15:00) C.Henne pass incomplete short left to C.Shorts.
2-10-MIA 43	(14:55) C.Henne pass short left to M.Lewis to MIA 44 for -1 yards (K.Burnett). MIA-N.Carroll was injured during the play. His return is Questionable.
3-11-MIA 44	(14:27) (Shotgun) C.Henne scrambles left end to MIA 39 for 5 yards (K.Dansby).
	<i>PENALTY on JAX-A.Pasztor, Offensive Holding, 10 yards, enforced at MIA 44 - No Play.</i>
3-21-JAX 46	(14:04) (Shotgun) C.Henne FUMBLES (Aborted) at JAX 43, and recovers at MIA 46. C.Henne to MIA 46 for no gain (C.Clemons).
4-13-MIA 46	(14:04) (Punt formation) B.Anger punts 37 yards to MIA 9, Center-J.Cain, fair catch by M.Thigpen.

Miami Dolphins at 13:23

1-10-MIA 9	(13:23) L.Miller left end to MIA 10 for 1 yard (A.Lane).	
2-9-MIA 10	(13:03) R.Tannehill pass short right to C.Clay to MIA 16 for 6 yards (D.Cox). MIA-C.Clay was injured during the play. His return is Questionable.	
3-3-MIA 16	(12:20) (Shotgun) R.Tannehill pass incomplete short left to M.Thigpen (C.Prosinski).	
	<i>PENALTY on JAX-C.Prosinski, Personal Foul, 15 yards, enforced at MIA 16 - No Play.</i>	X4
<u>1-10-MIA 31</u>	(12:13) R.Tannehill pass incomplete short right to R.Bush.	
2-10-MIA 31	(12:08) R.Tannehill sacked at MIA 26 for -5 yards (T.Alualu). FUMBLES (T.Alualu), RECOVERED by JAX-T.Alualu at MIA 20. T.Alualu to MIA 20 for no gain (J.Martin). 58 - Jason Babin credited with the forced fumble.	

Jacksonville Jaguars at 11:54

1-10-MIA 20	(11:54) C.Henne pass deep left to J.Blackmon for 20 yards, TOUCHDOWN NULLIFIED by Penalty.
	<i>PENALTY on JAX-G.Whimper, Illegal Substitution, 5 yards, enforced at MIA 20 - No Play.</i>
1-15-MIA 25	(11:47) R.Murphy up the middle to MIA 24 for 1 yard (J.Odrick).
2-14-MIA 24	(11:10) C.Henne pass incomplete short left to J.Blackmon. Ball caught out of bounds.
3-14-MIA 24	(10:56) (Shotgun) C.Henne pass short right to M.Lewis to MIA 23 for 1 yard (R.Jones).
	<i>PENALTY on MIA-J.Odrick, Defensive Offside, 5 yards, enforced at MIA 24 - No Play.</i>
3-9-MIA 19	(10:33) (Shotgun) C.Henne scrambles left tackle to MIA 11 for 8 yards (K.Dansby).
4-1-MIA 11	(9:41) C.Henne up the middle to MIA 11 for no gain (K.Dansby).

Miami Dolphins at 9:30

1-10-MIA 11	(9:30) R.Bush right tackle to MIA 8 for -3 yards (R.Allen).	
2-13-MIA 8	(9:01) (Shotgun) R.Tannehill pass short right to A.Fasano to MIA 13 for 5 yards (D.Landry).	
3-8-MIA 13	(8:24) (Shotgun) R.Tannehill pass short right to M.Thigpen to MIA 28 for 15 yards (M.Harris).	P5
<u>1-10-MIA 28</u>	(7:50) (No Huddle, Shotgun) R.Tannehill pass short left to R.Matthews to MIA 35 for 7 yards (M.Harris).	
2-3-MIA 35	(7:13) R.Bush left tackle to MIA 37 for 2 yards (P.Posluszny).	
3-1-MIA 37	(6:49) R.Tannehill right guard to MIA 38 for 1 yard (A.Lane).	R6
<u>1-10-MIA 38</u>	(6:18) (Shotgun) R.Tannehill pass short left to R.Matthews to MIA 49 for 11 yards (R.Mathis).	P7
<u>1-10-MIA 49</u>	(5:29) (No Huddle) R.Bush left tackle to JAX 47 for 4 yards (P.Posluszny).	
2-6-JAX 47	(4:53) R.Tannehill pass short right to J.Lane to JAX 45 for 2 yards (D.Cox).	
3-4-JAX 45	(4:13) (Shotgun) R.Tannehill pass incomplete short middle to R.Matthews.	
	<i>PENALTY on JAX-R.Mathis, Defensive Pass Interference, 13 yards, enforced at JAX 45 - No Play.</i>	X8
<u>1-10-JAX 32</u>	(4:06) D.Thomas left guard to JAX 26 for 6 yards (M.Harris).	
2-4-JAX 26	(3:39) (Shotgun) R.Tannehill left end to JAX 17 for 9 yards (M.Harris).	R9
<u>1-10-JAX 17</u>	(2:56) R.Bush left end to JAX 6 for 11 yards (D.Landry).	R10
<u>1-6-JAX 6</u>	(2:23) R.Bush right guard to JAX 4 for 2 yards (P.Posluszny).	

Two-Minute Warning

2-4-JAX 4	(1:59) (Shotgun) R.Tannehill pass short right to J.Lane for 4 yards, TOUCHDOWN.	P11
	D.Carpenter extra point is GOOD, Center-J.Denney, Holder-B.Fields.	

JAX 3 MIA 10, 14 plays, 89 yards, 1 penalty, 7:34 drive, 13:04 elapsed

D.Carpenter kicks 62 yards from MIA 35 to JAX 3. R.Murphy MUFFS catch, touched at JAX 3, and recovers at JAX -6., Touchback.

Jacksonville Jaguars at 1:56, (1st play from scrimmage 1:52)

1-10-JAX 20	(1:52) (Shotgun) C.Henne pass short middle to C.Shorts to JAX 38 for 18 yards (R.Jones; R.Stanford).	P6
<u>1-10-JAX 38</u>	(1:33) (No Huddle, Shotgun) C.Henne pass short right to J.Shipley to JAX 44 for 6 yards (J.Wilson; C.Clemons).	
2-4-JAX 44	(1:11) (No Huddle, Shotgun) C.Henne pass short middle to C.Shorts to MIA 39 for 17 yards (R.Stanford).	P7
	Timeout #1 by JAX at 01:03.	

Jacksonville Jaguars vs Miami Dolphins at Sun Life Stadium

- 1-10-MIA 39 (:59) (Shotgun) C.Henne pass incomplete short middle to J.Blackmon [J.Odrick].
- 2-10-MIA 39 (:59) (Shotgun) C.Henne pass short right to J.Shipley to MIA 31 for 8 yards (K.Burnett).
PENALTY on JAX-C.Bradfield, Offensive Holding, 10 yards, enforced at MIA 39 - No Play.
- 2-20-MIA 49 (:53) (Shotgun) C.Henne pass incomplete short left to T.Clemons.
- 3-20-MIA 49 (:49) (Shotgun) C.Henne pass incomplete short right to J.Blackmon (S.Smith).
- 4-20-MIA 49 (:45) (Punt formation) B.Anger punts 45 yards to MIA 4, Center-J.Cain, downed by JAX-R.Allen.

Miami Dolphins at 0:32

- 1-10-MIA 4 (:32) R.Tannehill kneels to MIA 3 for -1 yards.

END OF QUARTER

	Score	Time	First Downs				Efficiencies	
		Poss	R	P	X	T	3 Down	4 Down
Jacksonville Jaguars	3	5:25	0	2	0	2	0/3	0/1
Miami Dolphins	10	9:35	3	3	2	8	2/2	0/0

12/16/2012 at Sun Life Stadium

PERIOD SCORES

TIME OF POSSESSION

– Scoring Plays

	Jacksonville Jaguars	Miami Dolphins
TOTAL FIRST DOWNS	7	11
First Downs Rushing-Passing-by Penalty	2 - 4 - 1	4 - 5 - 2
THIRD DOWN EFFICIENCY	4-9-44%	2-4-50%
TOTAL NET YARDS	147	109
Total Offensive Plays	31	28
NET YARDS RUSHING	59	41
NET YARDS PASSING	88	68
Gross Yards Passing	96	79
Times thrown-yards lost attempting to pass	2-8	1-11
Pass Attempts-Completions-Had Intercepted	15 - 9 - 0	14 - 10 - 0
Punts-Number and Average	3 - 44.3	1 - 63
Penalties-Number and Yards	7 - 68	3 - 26
Fumbles-Number and Lost	2 - 0	1 - 1
Red Zone Efficiency	0-2-0%	1-1-100%
Average Drive Start	JAX 31	MIA 16

Jacksonville Jaguars									Miami Dolphins												
RUSHING			ATT	YDS	AVG	LG	TD		RUSHING			ATT	YDS	AVG	LG	TD					
M.Owens			5	24	4.8	11	0		R.Bush			8	25	3.1	11	0					
R.Murphy			5	16	3.2	5	0		R.Tannehill			3	9	3.0	9	0					
C.Henne			3	16	5.3	8	0		D.Thomas			1	6	6.0	6	0					
G.Jones			1	3	3.0	3	0		L.Miller			1	1	1.0	1	0					
Total			14	59	4.2	11	0		Total			13	41	3.2	11	0					
PASSING			ATT	CMP	YDS	SK/YD	TD	LG	IN	RT	PASSING			ATT	CMP	YDS	SK/YD	TD	LG	IN	RT
C.Henne			15	9	96	2/8	0	38	0	78.8	R.Tannehill			14	10	79	1/11	1	15	0	108.9
Total			15	9	96	2/8	0	38	0	78.8	Total			14	10	79	1/11	1	15	0	108.9
PASS RECEIVING			TAR	REC	YDS	AVG	LG	TD		PASS RECEIVING			TAR	REC	YDS	AVG	LG	TD			
C.Shorts			4	3	42	14.0	18	0		A.Fasano			2	2	19	9.5	14	0			
J.Blackmon			5	2	43	21.5	38	0		R.Matthews			4	2	18	9.0	11	0			
M.Lewis			2	2	-1	-0.5	0	0		C.Clay			2	2	8	4.0	6	0			
M.Owens			1	1	6	6.0	6	0		J.Lane			2	2	6	3.0	4	1			
J.Shipley			1	1	6	6.0	6	0		M.Thigpen			1	1	15	15.0	15	0			
T.Clemons			1	0	0	0.0	0	0		Mar.Moore			1	1	13	13.0	13	0			
G.Whimper			1	0	0	0.0	0	0		R.Bush			2	0	0	0.0	0	0			
Total			15	9	96	10.7	38	0		Total			14	10	79	7.9	15	1			

[illegible]

Third Quarter

12/16/2012

Play By Play

MIA elects to Receive, and JAX elects to defend the East goal.

J.Scobee kicks 60 yards from JAX 35 to MIA 5. M.Thigpen to MIA 19 for 14 yards (A.Molden).

Miami Dolphins at 15:00, (1st play from scrimmage 14:55)

1-10-MIA 19	(14:55) R.Tannehill pass deep right to B.Hartline to JAX 44 for 37 yards (D.Cox).	P12
<u>1-10-JAX 44</u>	(14:37) <i>PENALTY on MIA-J.Lane, False Start, 5 yards, enforced at JAX 44 - No Play.</i>	
1-15-JAX 49	(14:33) R.Bush left tackle to JAX 47 for 2 yards (R.Allen).	
2-13-JAX 47	(13:45) R.Tannehill pass short middle to Mar.Moore to JAX 27 for 20 yards (P.Posluszny).	P13
<u>1-10-JAX 27</u>	(13:17) (No Huddle, Shotgun) R.Tannehill pass short right to A.Fasano to JAX 20 for 7 yards (D.Landry).	
2-3-JAX 20	(12:45) R.Bush left end to JAX 23 for -3 yards (D.Lowery).	
3-6-JAX 23	(12:15) (Shotgun) R.Tannehill pass short right to B.Hartline to JAX 11 for 12 yards (C.Prosinski).	P14
	<i>Penalty on JAX-R.Mathis, Defensive Holding, declined.</i>	
<u>1-10-JAX 11</u>	(11:07) R.Bush up the middle to JAX 11 for no gain (P.Posluszny).	
2-10-JAX 11	(10:28) R.Tannehill pass short right to A.Fasano to JAX 5 for 6 yards (D.Landry).	
3-4-JAX 5	(9:48) (Shotgun) R.Tannehill pass incomplete short middle to B.Hartline.	
4-4-JAX 5	(9:33) (Field Goal formation) Direct snap to B.Fields. B.Fields pass incomplete short right to A.Fasano.	

Jacksonville Jaguars at 9:33

1-10-JAX 5	(9:33) M.Owens right guard to JAX 9 for 4 yards (C.Clemons; C.Wake).	
2-6-JAX 9	(8:51) C.Henne pass incomplete short right to J.Blackmon.	
3-6-JAX 9	(8:50) (Shotgun) C.Henne pass incomplete deep right to J.Shipley [J.Odrick].	
4-6-JAX 9	(8:42) (Punt formation) B.Anger punts 53 yards to MIA 38, Center-J.Cain, downed by JAX-A.Blake.	
	<i>PENALTY on MIA-L.Miller, Offensive Holding, 10 yards, enforced at MIA 38.</i>	

Miami Dolphins at 8:29

1-10-MIA 28	(8:29) R.Bush right tackle to JAX 19 for 53 yards (P.Posluszny).	R15
<u>1-10-JAX 19</u>	(7:40) R.Tannehill left end to JAX 13 for 6 yards (M.Harris).	
2-4-JAX 13	(7:03) (Shotgun) R.Bush right guard to JAX 12 for 1 yard (C.Mosley).	
3-3-JAX 12	(6:34) R.Bush right tackle to JAX 12 for no gain (J.Mincey).	
4-3-JAX 12	(5:40) (Field Goal formation) D.Carpenter 30 yard field goal is GOOD, Center-J.Denney, Holder-B.Fields.	

JAX 3 MIA 13, 5 plays, 60 yards, 2:54 drive, 9:25 elapsed

D.Carpenter kicks 65 yards from MIA 35 to end zone, Touchback.

Jacksonville Jaguars at 5:35

1-10-JAX 20	(5:35) C.Henne pass short right to J.Blackmon ran ob at JAX 22 for 2 yards (S.Smith).	
2-8-JAX 22	(5:18) R.Murphy right tackle to JAX 26 for 4 yards (C.Wake).	
3-4-JAX 26	(4:17) (Shotgun) C.Henne pass incomplete short right to J.Shipley (K.Dansby).	
4-4-JAX 26	(4:08) (Punt formation) B.Anger punts 51 yards to MIA 23, Center-J.Cain, fair catch by M.Thigpen.	

Miami Dolphins at 4:01

1-10-MIA 23	(4:01) R.Tannehill pass short right to B.Hartline to MIA 40 for 17 yards (D.Lowery).	P16
<u>1-10-MIA 40</u>	(3:29) R.Bush left guard to MIA 43 for 3 yards (J.Pendleton).	
2-7-MIA 43	(2:52) (Shotgun) R.Tannehill left tackle ran ob at JAX 27 for 30 yards.	R17
	<i>PENALTY on JAX-R.Mathis, Illegal Contact, 5 yards, enforced at JAX 27.</i>	X18
<u>1-10-JAX 22</u>	(2:35) (Shotgun) R.Bush left tackle to JAX 22 for no gain (M.Harris).	
2-10-JAX 22	(1:57) (Shotgun) R.Tannehill pass incomplete deep middle to M.Thigpen (M.Harris).	
3-10-JAX 22	(1:49) (Shotgun) R.Tannehill pass short middle to B.Hartline to JAX 13 for 9 yards (D.Cox).	
4-1-JAX 13	(1:04) (Field Goal formation) D.Carpenter 31 yard field goal is GOOD, Center-J.Denney, Holder-B.Fields.	

JAX 3 MIA 16, 7 plays, 64 yards, 1 penalty, 3:00 drive, 13:59 elapsed

D.Carpenter kicks 65 yards from MIA 35 to end zone, Touchback.

Jacksonville Jaguars at 1:01

1-10-JAX 20	(1:01) (Shotgun) C.Henne pass short left to M.Lewis to JAX 29 for 9 yards (K.Dansby).	
2-1-JAX 29	(:44) (No Huddle) M.Owens left end to JAX 41 for 12 yards (B.McCann).	R8
<u>1-10-JAX 41</u>	(:09) (No Huddle) M.Owens right tackle to JAX 46 for 5 yards (R.Starks).	

Jacksonville Jaguars vs Miami Dolphins at Sun Life Stadium								
END OF QUARTER	Time		First Downs				Efficiencies	
	Score	Poss	R	P	X	T	3 Down	4 Down
Jacksonville Jaguars	3	3:39	1	0	0	1	0/2	0/0
Miami Dolphins	16	11:21	2	4	1	7	1/4	0/1

Jacksonville Jaguars continued.

2-5-JAX 46	(15:00) (Shotgun) C.Henne pass short middle to C.Shorts to MIA 24 for 30 yards (C.Clemons).	P9
<u>1-10-MIA 24</u>	(15:00) (No Huddle) M.Owens left end to MIA 23 for 1 yard (K.Dansby).	
2-9-MIA 23	(13:46) (No Huddle, Shotgun) M.Owens left guard to MIA 22 for 1 yard (K.Burnett).	
3-8-MIA 22	(13:13) (Shotgun) C.Henne pass short right to J.Shipley to MIA 15 for 7 yards (J.Wilson) [C.Wake].	
4-1-MIA 15	(12:27) G.Whimper reported in as eligible. M.Owens left tackle to MIA 15 for no gain (J.Trusnik).	

Miami Dolphins at 12:13

1-10-MIA 15	(12:13) (Shotgun) R.Tannehill right tackle to MIA 23 for 8 yards (C.Prosinski).	
2-2-MIA 23	(11:49) (Shotgun) L.Miller right tackle to MIA 24 for 1 yard (D.Landry).	
3-1-MIA 24	(11:12) (Shotgun) R.Tannehill pass short right to L.Miller ran ob at MIA 26 for 2 yards (R.Allen).	P19
<u>1-10-MIA 26</u>	(10:28) (Shotgun) R.Tannehill pass incomplete short left to A.Binns.	
	<i>PENALTY on JAX-M.Harris, Defensive Pass Interference, 8 yards, enforced at MIA 26 - No Play.</i>	X20
<u>1-10-MIA 34</u>	(10:18) L.Miller right guard to MIA 42 for 8 yards (C.Prosinski; P.Posluszny).	
2-2-MIA 42	(9:56) L.Miller up the middle to MIA 42 for no gain (R.Allen).	
3-2-MIA 42	(9:05) (Shotgun) R.Tannehill pass short middle to R.Matthews to MIA 47 for 5 yards (R.Mathis).	P21
<u>1-10-MIA 47</u>	(8:14) R.Tannehill pass short right to B.Hartline to MIA 49 for 2 yards (D.Cox).	
2-8-MIA 49	(7:49) (Shotgun) R.Tannehill pass deep middle to A.Fasano to JAX 29 for 22 yards (R.Allen).	P22
<u>1-10-JAX 29</u>	(6:57) R.Bush right tackle to JAX 20 for 9 yards (C.Prosinski).	
2-1-JAX 20	(6:25) R.Bush right tackle to JAX 18 for 2 yards (J.Stanford).	R23
<u>1-10-JAX 18</u>	(5:30) L.Miller right tackle to JAX 14 for 4 yards (C.Mosley).	
2-6-JAX 14	(4:55) (Shotgun) R.Tannehill pass incomplete short right to B.Hartline.	
	<i>PENALTY on JAX-R.Allen, Roughing the Passer, 7 yards, enforced at JAX 14 - No Play.</i>	X24
<u>1-7-JAX 7</u>	(4:43) R.Bush right tackle to JAX 6 for 1 yard (C.Mosley).	
2-6-JAX 6	(4:20) R.Bush right tackle to JAX 2 for 4 yards (J.Stanford).	
	Timeout #1 by MIA at 03:17.	
3-2-JAX 2	(3:17) R.Tannehill pass short left to A.Fasano for 2 yards, TOUCHDOWN.	P25
	(Pass formation) TWO-POINT CONVERSION ATTEMPT. R.Tannehill pass to A.Fasano is complete. ATTEMPT SUCCEEDS.	

JAX 3 MIA 24, 14 plays, 85 yards, 2 penalties, 9:01 drive, 11:48 elapsed

D.Carpenter kicks 70 yards from MIA 35 to JAX -5. R.Murphy to JAX 19 for 24 yards (R.Stanford).

Jacksonville Jaguars at 3:12, (1st play from scrimmage 3:05)

1-10-JAX 19	(3:05) (Shotgun) C.Henne pass short right to C.Shorts ran ob at JAX 42 for 23 yards.	P10
<u>1-10-JAX 42</u>	(2:56) (No Huddle, Shotgun) C.Henne pass deep middle to J.Blackmon to MIA 31 for 27 yards (C.Clemons).	P11
<u>1-10-MIA 31</u>	(2:34) (No Huddle, Shotgun) C.Henne pass incomplete deep left to T.Clemons.	
2-10-MIA 31	(2:28) (Shotgun) C.Henne pass incomplete short left to J.Blackmon (R.Jones).	
3-10-MIA 31	(2:23) (Shotgun) C.Henne pass short right to J.Blackmon to MIA 17 for 14 yards (K.Dansby).	P12
<u>1-10-MIA 17</u>	(2:02) (No Huddle, Shotgun) C.Henne pass incomplete deep left to C.Shorts.	

Two-Minute Warning

2-10-MIA 17	(1:58) (Shotgun) C.Henne pass short left to C.Shorts to MIA 11 for 6 yards (B.McCann).	
3-4-MIA 11	(1:38) (No Huddle, Shotgun) C.Henne pass short right to J.Blackmon to MIA 4 for 7 yards (R.Jones).	P13
	Timeout #1 by JAX at 01:28.	
<u>1-4-MIA 4</u>	(1:28) C.Henne pass incomplete short left to C.Shorts (B.McCann).	
2-4-MIA 4	(1:24) C.Henne pass incomplete short right to M.Lewis.	
3-4-MIA 4	(1:19) (Shotgun) C.Henne pass short right to C.Shorts for 4 yards, TOUCHDOWN. The Replay Assistant challenged the pass completion ruling, and the play was REVERSED. (Shotgun) C.Henne pass incomplete short right to C.Shorts.	
4-4-MIA 4	(1:14) (Shotgun) C.Henne pass incomplete short right to C.Shorts (C.Wake).	

Miami Dolphins at 1:11

1-10-MIA 4	(1:11) R.Bush right tackle to MIA 11 for 7 yards (A.Lane).	
	Timeout #2 by JAX at 01:07.	
2-3-MIA 11	(1:07) L.Miller right tackle to MIA 15 for 4 yards (T.Alualu).	R26
	Timeout #3 by JAX at 01:02.	

Jacksonville Jaguars vs Miami Dolphins at Sun Life Stadium

1-10-MIA 15 (1:02) R.Tannehill kneels to MIA 14 for -1 yards.

2-11-MIA 14 (:42) R.Tannehill kneels to MIA 14 for no gain.

END OF QUARTER

	Score	Time Poss	First Downs				Efficiencies	
			R	P	X	T	3 Down	4 Down
Jacksonville Jaguars	3	4:48	0	5	0	5	2/4	0/2
Miami Dolphins	24	10:12	2	4	2	8	3/3	0/0

Final Defensive Statistics

Jacksonville Jaguars	Regular Defensive Plays												Special Teams					Misc			
	TKL	AST	COMB	SK	/ YDS	TFL	Q	IN	PD	FF	FR		TKL	AST	FF	FR	BL	TKL	AST	FF	FR
P.Posluszny	9	1	10	0	0	0	0	0	0	0	0		0	0	0	0	0	0	0	0	0
M.Harris	7	0	7	0	0	0	0	0	1	0	0		0	0	0	0	0	0	0	0	0
R.Allen	7	0	7	0	0	1	0	0	0	0	0		0	0	0	0	0	0	0	0	0
D.Cox	5	0	5	0	0	0	0	0	0	0	0		0	0	0	0	0	0	0	0	0
D.Landry	5	0	5	0	0	0	0	0	0	0	0		0	0	0	0	0	0	0	0	0
C.Pronski	3	1	4	0	0	0	0	0	0	0	0		0	0	0	0	0	0	0	0	0
A.Lane	3	0	3	0	0	0	0	0	0	0	0		0	0	0	0	0	0	0	0	0
C.Mosley	3	0	3	0	0	0	0	0	0	0	0		0	0	0	0	0	0	0	0	0
T.Alualu	2	0	2	1	11	0	0	0	0	0	1		0	0	0	0	0	0	0	0	0
R.Mathis	2	0	2	0	0	0	0	0	0	0	0		0	0	0	0	0	0	0	0	0
D.Lowery	2	0	2	0	0	1	0	0	0	0	0		0	0	0	0	0	0	0	0	0
J.Stanford	2	0	2	0	0	0	0	0	0	0	0		0	0	0	0	0	0	0	0	0
J.Mincey	1	0	1	0	0	0	0	0	0	0	0		0	0	0	0	0	0	0	0	0
J.Pendleton	1	0	1	0	0	0	0	0	0	0	0		0	0	0	0	0	0	0	0	0
J.Babin	0	0	0	0	0	0	0	0	0	1	0		0	0	0	0	0	0	0	0	0
K.Rutland	0	0	0	0	0	0	0	0	0	0	0		1	0	0	0	0	0	0	0	0
A.Molden	0	0	0	0	0	0	0	0	0	0	0		1	0	0	0	0	0	0	0	0
C.Henne	0	0	0	0	0	0	0	0	0	0	0		0	0	0	0	0	0	0	2	
Total	52	2	54	1	11	2	0	0	1	1	1		2	0	0	0	0	0	0	2	

TKL = Tackle AST = Assist COMB = Combined QH=QB Hit IN = Interception PD = Pass Defense FF = Forced Fumble FR = Fumble Recovery

Miami Dolphins	Regular Defensive Plays												Special Teams					Misc			
	TKL	AST	COMB	SK	/ YDS	TFL	QH	IN	PD	FF	FR		TKL	AST	FF	FR	BL	TKL	AST	FF	FR
C.Clemons	7	3	10	0	0	0	0	0	0	0	0		0	0	0	0	0	0	0	0	0
K.Burnett	7	1	8	1	2	2	1	0	0	0	0		0	0	0	0	0	0	0	0	0
K.Dansby	6	0	6	0	0	0	0	0	1	0	0		0	0	0	0	0	0	0	0	0
R.Jones	2	1	3	0	0	0	0	0	1	0	0		0	0	0	0	0	0	0	0	0
J.Trusnik	2	1	3	0	0	0	0	0	0	0	0		0	0	0	0	0	0	0	0	0
J.Odrick	2	0	2	1	6	1	3	0	0	0	0		0	0	0	0	0	0	0	0	0
S.Smith	2	0	2	0	0	0	0	0	1	0	0		0	0	0	0	0	0	0	0	0
B.McCann	2	0	2	0	0	0	0	0	1	0	0		0	0	0	0	0	0	0	0	0
C.Wake	1	1	2	0	0	0	1	0	1	0	0		0	0	0	0	0	0	0	0	0
R.Stanford	1	1	2	0	0	0	0	0	0	0	0		1	0	0	0	0	0	0	0	0
J.Wilson	1	1	2	0	0	0	0	0	0	0	0		0	0	0	0	0	0	0	0	0
N.Carroll	1	0	1	0	0	0	0	0	0	0	0		1	0	0	0	0	0	0	0	0
R.Starks	1	0	1	0	0	0	0	0	0	0	0		0	0	0	0	0	0	0	0	0
J.Freeny	0	1	1	0	0	0	0	0	0	0	0		0	0	0	0	0	0	0	0	0
J.Martin	0	0	0	0	0	0	0	0	0	0	0		0	0	0	0	0	1	0	0	0
Total	35	10	45	2	8	3	5	0	5	0	0		2	0	0	0	0	1	0	0	0

Ball Possession And Drive Chart

Jacksonville Jaguars

#	Time Recd	Time Lost	Time Poss	How Ball Obtained	Drive Began	# Play	Yds Gain	Yds Pen	Net Yds	1st Down	Last Scrm	How Given Up
1	15:00	10:03	4:57	Kickoff	JAX 20	10	61	0	61	2	* MIA 19	Field Goal
2	6:26	4:20	2:06	Kickoff	JAX 20	3	3	-10	-7	0	JAX 13	Punt
3	3:27	13:23	5:04	Punt	JAX 15	9	33	6	39	3	MIA 46	Punt
4	11:54	9:30	2:24	Fumble	MIA 20	4	9	0	9	0	* MIA 11	Downs
5	1:56	0:32	1:24	Kickoff	JAX 20	6	41	-10	31	2	MIA 49	Punt
6	9:33	8:29	1:04	Downs	JAX 5	3	4	0	4	0	JAX 9	Punt
7	5:35	4:01	1:34	Kickoff	JAX 20	3	6	0	6	0	JAX 26	Punt
8	1:01	12:13	3:48	Kickoff	JAX 20	8	65	0	65	2	* MIA 15	Downs
9	3:12	1:11	2:01	Kickoff	JAX 19	12	77	0	77	4	* MIA 4	Downs

(219) Average JAX 24

Miami Dolphins

#	Time Recd	Time Lost	Time Poss	How Ball Obtained	Drive Began	# Play	Yds Gain	Yds Pen	Net Yds	1st Down	Last Scrm	How Given Up
1	10:03	6:26	3:37	Kickoff	MIA 22	7	38	5	43	3	JAX 35	Field Goal
2	4:20	3:27	0:53	Punt	MIA 36	3	0	-5	-5	0	MIA 31	Punt
3	13:23	11:54	1:29	Punt	MIA 9	4	-4	15	11	1	MIA 31	Fumble
4	9:30	1:56	7:34	Downs	MIA 11	14	76	13	89	7	* JAX 4	Touchdown
5	0:32	0:00	0:32	Punt	MIA 4	1	-1	0	-1	0	MIA 4	End of Half
6	15:00	9:33	5:27	Kickoff	MIA 19	10	81	-5	76	3	* JAX 5	Downs
7	8:29	5:35	2:54	Punt	MIA 28	5	60	0	60	1	* JAX 12	Field Goal
8	4:01	1:01	3:00	Punt	MIA 23	7	59	5	64	3	* JAX 13	Field Goal
9	12:13	3:12	9:01	Downs	MIA 15	14	70	15	85	7	* JAX 2	Touchdown
10	1:11	0:00	1:11	Downs	MIA 4	4	10	0	10	1	MIA 14	End of Game

(171) Average MIA 17

* inside opponent's 20

Time of Possession by Quarter		1st	2nd	3rd	4th	OT	Total
Visitor	Jacksonville Jaguars	10:30	5:25	3:39	4:48		24:22
Home	Miami Dolphins	4:30	9:35	11:21	10:12		35:38
Kickoff Drive No.-Start Average		Jaguars: 6 - JAX 20		Dolphins: 2 - MIA 20			

Miscellaneous Statistics Report

Jacksonville Jaguars vs Miami Dolphins
12/16/2012 at Sun Life Stadium

Ten Longest Plays for Jacksonville Jaguars

Yards	Qtr	Play Start	Play Description
38	1	3-3-JAX 27	(13:52) (Shotgun) C.Henne pass short right to J.Blackmon ran ob at MIA 35 for 38 yards (C.Clemons).
30	4	2-5-JAX 46	(15:00) (Shotgun) C.Henne pass short middle to C.Shorts to MIA 24 for 30 yards (C.Clemons).
27	4	1-10-JAX 42	(2:56) (No Huddle, Shotgun) C.Henne pass deep middle to J.Blackmon to MIA 31 for 27 yards (C.Clemons).
23	4	1-10-JAX 19	(3:05) (Shotgun) C.Henne pass short right to C.Shorts ran ob at JAX 42 for 23 yards.
18	2	1-10-JAX 20	(1:52) (Shotgun) C.Henne pass short middle to C.Shorts to JAX 38 for 18 yards (R.Jones; R.Stanford).
17	2	2-4-JAX 44	(1:11) (No Huddle, Shotgun) C.Henne pass short middle to C.Shorts to MIA 39 for 17 yards (R.Stanford).
14	4	3-10-MIA 31	(2:23) (Shotgun) C.Henne pass short right to J.Blackmon to MIA 17 for 14 yards (K.Dansby).
12	3	2-1-JAX 29	(:44) (No Huddle) M.Owens left end to JAX 41 for 12 yards (B.McCann).
11	1	3-1-MIA 26	(12:15) M.Owens left tackle to MIA 15 for 11 yards (C.Clemons).
9	3	1-10-JAX 20	(1:01) (Shotgun) C.Henne pass short left to M.Lewis to JAX 29 for 9 yards (K.Dansby).

Ten Longest Plays for Miami Dolphins

Yards	Qtr	Play Start	Play Description
53	3	1-10-MIA 28	(8:29) R.Bush right tackle to JAX 19 for 53 yards (P.Posluszny).
37	3	1-10-MIA 19	(14:55) R.Tannehill pass deep right to B.Hartline to JAX 44 for 37 yards (D.Cox).
35	3	2-7-MIA 43	(2:52) (Shotgun) R.Tannehill left tackle ran ob at JAX 27 for 30 yards.
22	4	2-8-MIA 49	(7:49) (Shotgun) R.Tannehill pass deep middle to A.Fasano to JAX 29 for 22 yards (R.Allen).
20	3	2-13-JAX 47	(13:45) R.Tannehill pass short middle to Mar.Moore to JAX 27 for 20 yards (P.Posluszny).
17	3	1-10-MIA 23	(4:01) R.Tannehill pass short right to B.Hartline to MIA 40 for 17 yards (D.Lowery).
15	2	3-8-MIA 13	(8:24) (Shotgun) R.Tannehill pass short right to M.Thigpen to MIA 28 for 15 yards (M.Harris).
14	1	1-10-MIA 45	(8:27) R.Tannehill pass short middle to A.Fasano to JAX 41 for 14 yards (P.Posluszny).
13	1	1-10-MIA 32	(9:02) (No Huddle, Shotgun) R.Tannehill pass short left to Mar.Moore to MIA 45 for 13 yards (M.Harris).
12	3	3-6-JAX 23	(12:15) (Shotgun) R.Tannehill pass short right to B.Hartline to JAX 11 for 12 yards (C.Pronski).

Touchdown Scoring Information

		Offense	Defense	Special Teams
VISITOR	Jacksonville Jaguars	0	0	0
HOME	Miami Dolphins	2	0	0

Player Scoring Information

Club	Player	TD	Rush TD	Rec TD	KO TD	Punt TD	Int TD	Fum TD	Misc TD	FG	XP	2Pt Rush	2Pt Rec	Sfty	Points
JAX	J.Scobee	0	0	0	0	0	0	0	0	1	0	0	0	0	3
MIA	D.Carpenter	0	0	0	0	0	0	0	0	3	1	0	0	0	10
MIA	A.Fasano	0	0	1	0	0	0	0	0	0	0	0	1	0	8
MIA	J.Lane	0	0	1	0	0	0	0	0	0	0	0	0	0	6

Possession Detail

	First Half		Second Half		Game	
	Visitor	Home	Visitor	Home	Visitor	Home
Largest Lead	3	7	0	21	3	21
Drives Leading	0	1	0	5	0	6
Time of Possession Leading	0:00	0:32	0:00	21:33	0:00	22:05
Largest Deficit	-7	-3	-21	0	-21	-3
Drives Trailing	1	1	4	0	5	1
Time of Possession Trailing	1:24	3:37	8:27	0:00	9:51	3:37
Times Score Tied Up		1		0		1
Lead Changes		2		0		2



2	Brandon Fields	P
5	Dan Carpenter	K
7	Pat Devlin	QB
8	Matt Moore	QB
14	Marlon Moore	WR
15	Davone Bess	WR
17	Ryan Tannehill	QB
19	Armon Binns	WR
20	Reshad Jones	S
22	Reggie Bush	RB
23	Bryan McCann	CB
24	Sean Smith	CB
25	R.J. Stanford	CB
26	Lamar Miller	RB
27	Jimmy Wilson	S
28	Nolan Carroll	CB
29	Jonathon Amaya	S
30	Chris Clemons	S
33	Daniel Thomas	RB
34	Marcus Thigpen	RB
36	Tyrone Culver	S
41	Jorvorskie Lane	FB
42	Charles Clay	FB/TE
50	Olivier Vernon	DE
51	Mike Pouncey	C
53	Austin Spitzer	LB
55	Koa Misi	LB
56	Kevin Burnett	LB
57	Josh Kaddu	LB
58	Karlos Dansby	LB
59	Jonathan Freeny	LB
64	Josh Samuda	G
68	Richie Incognito	G
71	Jonathan Martin	T
72	Will Yeatman	T
73	Patrick Brown	T
74	John Jerry	G
75	Nate Garner	G
78	Tony McDaniel	DT
79	Derrick Shelby	DE
80	Anthony Fasano	TE
82	Brian Hartline	WR
84	Michael Egnew	TE
86	Rishard Matthews	WR
87	Kyle Miller	TE
88	Jeron Mastrud	TE
91	Cameron Wake	DE
92	John Denney	LS
93	Jason Trusnik	LB
94	Randy Starks	DT
96	Paul Soliai	DT
97	Kheeston Randall	DT
98	Jared Odrick	DE

INACTIVES



MIAMI DOLPHINS vs. JACKSONVILLE JAGUARS

Sunday, December 16, 2012 - 1:00 p.m.



JAGUARS

DOLPHINS OFFENSE

WR	82	Brian Hartline	<u>86</u>	<u>Rishard Matthews</u>	19	Armon Binns
LT	71	<u>Jonathan Martin</u>	72	Will Yeatman		
LG	68	Richie Incognito				
C	51	Mike Pouncey	<u>64</u>	<u>Josh Samuda</u>		
RG	74	John Jerry				
RT	75	Nate Garner	73	Patrick Brown		
TE	80	Anthony Fasano	42	Charles Clay	88	Jeron Mastrud
			84	<u>Michael Egnew</u>	87	Kyle Miller
WR	15	Davone Bess	14	Marlon Moore		
QB	<u>17</u>	<u>Ryan Tannehill</u>	8	Matt Moore	7	Pat Devlin
RB	22	Reggie Bush	33	Daniel Thomas	<u>26</u>	<u>Lamar Miller</u>
					34	Marcus Thigpen
FB	<u>41</u>	<u>Jorvorskie Lane</u>				

Rookies are underlined

DOLPHINS DEFENSE

LE	98	Jared Odrick	<u>79</u>	<u>Derrick Shelby</u>		
DT	94	Randy Starks	78	Tony McDaniel		
DT	96	Paul Soliai	<u>97</u>	<u>Kheeston Randall</u>		
RE	91	Cameron Wake	<u>50</u>	<u>Oliver Vernon</u>		
LB	56	Kevin Burnett	59	Jonathan Freeny		
LB	58	Karlos Dansby	53	Austin Spitler	<u>57</u>	<u>Josh Kaddu</u>
LB	55	Koa Misi	93	Jason Trusnik		
CB	24	Sean Smith	23	Bryan McCann		
CB	28	Nolan Carroll	25	R.J. Stanford		
S	30	Chris Clemons	27	Jimmy Wilson	36	Tyrone Culver
S	20	Reshad Jones	29	Jonathon Amaya		

Rookies are underlined

JAGUARS DEFENSE

LDE	58	Jason Babin	91	George Selvie	97	John Chick
DT	93	Tyson Alualu	<u>98</u>	<u>Jeris Pendleton</u>		
DT	99	C.J. Mosley	96	Terrance Knighton		
DE	94	Jeremy Mincey	92	Austen Lane	<u>90</u>	<u>Andre Branch</u>
OLB	<u>57</u>	<u>Julian Stanford</u>	56	Kyle Bosworth		
MLB	51	Paul Posluszny	54	Greg Jones		
OLB	50	Russell Allen	56	Kyle Bosworth		
LCB	27	Rashean Mathis	31	Aaron Ross	22	Kevin Rutland
RCB	21	Derek Cox	<u>20</u>	<u>Mike Harris</u>	36	Antwaun Molden
SS	26	Dawan Landry	<u>38</u>	<u>Antwon Blake</u>		
FS	25	Dwight Lowery	42	Chris Prosinski		

Rookies are underlined

JAGUARS OFFENSE

WR	84	Cecil Shorts III	87	Kevin Elliott	17	Toney Clemons
LT	75	Eugene Monroe	78	Cameron Bradfield		
LG	73	Eben Britton	66	Steve Vallos		
C	63	Brad Meester	66	Steve Vallos		
RG	77	Uche Nwaneri	66	Steve Vallos		
RT	78	Cameron Bradfield	68	Guy Whipmer		
TE	89	Marcedes Lewis	88	Zach Potter		
WR	14	<u>Justin Blackmon</u>	16	Jordan Shipley	13	Quan Cosby
QB	7	Chad Henne	5	Jordan Palmer		
FB	33	Greg Jones	24	Montell Owens	45	Will Ta'ufu'ou
RB	32	Maurice Jones-Drew	23	Rashad Jennings	35	Keith Toston
	24	Montell Owens	39	Richard Murphy	30	Jordan Todman

Rookies are underlined>

DOLPHINS SPECIALISTS

P	2 Brandon Fields		
K	5 Dan Carpenter		
H	2 Brandon Fields		
KR	34 Marcus Thigpen	<u>26 Lamar Miller</u>	
PR	34 Marcus Thigpen	15 Davone Bess	<u>86 Rishard Matthews</u>
LS	92 John Denney		

Rookies are underlined

JAGUARS SPECIALISTS

K	10	Josh Scobee		
P	19	<u>Bryan Anger</u>		
H	19	<u>Bryan Anger</u>		
PR	13	Quan Cosby	31 Aaron Ross	16 Jordan Shipley
KR	30	Jordan Todman	13 Quan Cosby	
LS	48	Jeremy Cain		

Rookies are underlined

DOLPHINS PRONUNCIATION

Davone Bess.....	duh-VAHN
Michael Egnew	Egg-NEW
Jorvorskie Lane	JA-vor-SKI
Jeron Mastrud	JUH-ron Mas-trood
Koa Misi	CO-uh, ME-see
Mike Pouncey	POUNCE-e
Kheeston Randall.....	Key-Stun
Josh Samuda	Sa-MUDA
Paul Soliai	SO-lee-i
Ryan Tannehill	TAN-uh-hill
Jason Trusnik	TRUH-is-nick
Olivier Vernon	Oh-Liv-E-AYE
Will Yeatman	YATE-mun

TODAY'S OFFICIALS

Referee	John Parry (132)
Umpire	Dan Ferrell (64)
Head Linesman	Derick Bowers (74)
Line Judge	Rusty Baynes (59)
Field Judge	Scott Edwards (3)
Side Judge	Ron Torbert (62)
Back Judge	Perry Paganelli (46)
Replay Official	Earnie Frantz
Replay Assistant	Brian Matoren

JAGUARS PRONUNCIATION

Tyson Alualu	AH-lu AH-lu
Eben Britton	EBB-un
Roshan Mathis	ruh-SHEEN
Uche Nwaneri	OO-chay wah-NEHR-ee
Paul Posluszny	puz-LUZ-nee
Josh Scobee	SKO-bee
Will Ta'ufu'ou	tau-FOE-oh
Keith Toston	TOAST-un

INACTIVES


DOLPHINS	
29	Amaya, Jonathon S
15	Bess, Davone WR
19	Binns, Armon WR
73	Brown, Patrick T
56	Burnett, Kevin LB
22	Bush, Reggie RB
5	Carpenter, Dan K
28	Carroll, Nolan CB
42	Clay, Charles FB/TE
30	Clemons, Chris S
36	Culver, Tyrone S
58	Dansby, Karlos LB
92	Denney, John LS
7	Devlin, Pat QB
84	Egnew, Michael TE
80	Fasano, Anthony TE
2	Fields, Brandon P
59	Freeny, Jonathan LB
75	Garner, Nate G
82	Hartline, Brian WR
68	Incognito, Richie G
74	Jerry, John G
20	Jones, Reshad S
57	Kaddu, Josh LB
41	Lane, Jorvorskie FB
71	Martin, Jonathan T
88	Mastrud, Jeron TE
86	Matthews, Rishard WR
23	McCann, Bryan CB
78	McDaniel, Tony DT
87	Miller, Kyle TE
26	Miller, Lamar RB
55	Misi, Koa LB
14	Moore, Marlon WR
8	Moore, Matt QB
98	Odrick, Jared DE
51	Pouncey, Mike C
97	Randall, Kheeston DT
64	Samuda, Josh G
79	Shelby, Derrick DE
24	Smith, Sean CB
96	Soliai, Paul DT
53	Spitler, Austin LB
25	Stanford, R.J. CB
94	Starks, Randy DT
17	Tannehill, Ryan QB
34	Thigpen, Marcus RB
33	Thomas, Daniel RB
93	Trusnik, Jason LB
50	Vernon, Olivier DE
91	Wake, Cameron DE
27	Wilson, Jimmy S
72	Yeatman, Will T

MIAMI DOLPHINS							
NO	NAME	POS	HT	WT	AGE	EXP	COLLEGE
2	Brandon Fields	P	6-5	245	28	6	Michigan State
5	Dan Carpenter	K	6-2	225	27	5	Montana
7	Pat Devlin	QB	6-3	225	24	2	Delaware
8	Matt Moore	QB	6-3	216	28	6	Oregon State
14	Marlon Moore	WR	6-0	190	25	3	Fresno State
15	Davone Bess	WR	5-10	193	27	5	Hawaii
17	Ryan Tannehill	QB	6-4	222	24	R	Texas A&M
19	Armon Binns	WR	6-3	209	23	1	Cincinnati
20	Reshad Jones	S	6-1	210	24	3	Georgia
22	Reggie Bush	RB	6-0	203	27	6	Southern Cal
23	Bryan McCann	CB	5-11	185	25	3	Southern Methodist
24	Sean Smith	CB	6-3	218	25	4	Utah
25	R.J. Stanford	CB	5-10	185	24	2	Utah
26	Lamar Miller	RB	5-10	218	21	R	Miami (FL)
27	Jimmy Wilson	S	5-11	205	26	2	Montana
28	Nolan Carroll	CB	6-1	205	25	3	Maryland
29	Jonathon Amaya	S	6-2	205	24	3	Nevada
30	Chris Clemons	FS	6-1	214	27	4	Clemson
33	Daniel Thomas	RB	6-1	233	25	2	Kansas State
34	Marcus Thigpen	RB	5-9	195	26	1	Indiana
36	Tyrone Culver	S	6-1	210	29	7	Fresno State
41	Jorvorskie Lane	FB	5-11	258	25	R	Texas A&M
42	Charles Clay	FB/TE	6-3	250	25	2	Tulsa
50	Olivier Vernon	DE	6-2	268	22	R	Miami (FL)
51	Mike Pouncey	C	6-5	303	23	2	Florida
53	Austin Spitler	LB	6-2	250	26	3	Ohio State
55	Koa Misi	LB	6-3	257	25	3	Utah
56	Kevin Burnett	LB	6-3	240	29	8	Tennessee
57	Josh Kaddu	LB	6-3	242	22	R	Oregon
58	Karlos Dansby	LB	6-4	250	31	9	Auburn
59	Jonathan Freeny	LB	6-2	250	23	1	Rutgers
64	Josh Samuda	G	6-3	215	23	R	Massachusetts
68	Richie Incognito	G	6-3	319	29	8	Nebraska
71	Jonathan Martin	T	6-5	312	23	R	Stanford
72	Will Yeatman	T	6-6	270	24	2	Maryland
73	Patrick Brown	T	6-5	310	25	3	Central Florida
74	John Jerry	G	6-5	345	26	3	Mississippi
75	Nate Garner	G	6-7	325	27	5	Arkansas
78	Tony McDaniel	DT	6-7	305	27	7	Tennessee
79	Derrick Shelby	DE	6-2	270	23	R	Utah
80	Anthony Fasano	TE	6-4	255	28	7	Notre Dame
82	Brian Hartline	WR	6-2	199	26	4	Ohio St.
84	Michael Egnew	TE	6-5	255	23	R	Missouri
86	Rishard Matthews	WR	6-0	210	23	R	Nevada
87	Kyle Miller	TE	6-5	260	24	1	Mount Union
88	Jeron Mastrud	TE	6-6	262	24	3	Kansas State
91	Cameron Wake	DE	6-3	258	30	4	Penn State
92	John Denney	LS	6-5	255	33	8	Brigham Young
93	Jason Trusnik	LB	6-4	252	28	6	Ohio Northern
94	Randy Starks	DT	6-3	305	28	9	Maryland
96	Paul Soliai	DT	6-4	345	28	6	Utah
97	Kheeston Randall	DT	6-5	309	22	R	Texas
98	Jared Odrick	DE	6-5	302	24	3	Penn State
MIAMI COACHES							
HEAD COACH: Joe Philbin							
ASSISTANT COACHES: Blue Adams (Assistant Defensive Backs), Lou Anarumo (Defensive Backs), Charlie Bullen (Defensive Assistant), Dan Campbell (Tight Ends), David Corrao (Assistant Linebackers), Kevin Coyle (Defensive Coordinator), George Edwards (Linebackers) Dave Fipp (Assistant Special Teams), Ben Johnson (Offensive Assistant), Darren Krein (Head Strength and Conditioning), Phil McGeoghan (Assistant Wide Receivers), Chris Mosley (Assistant Offensive Line), Jeff Nixon (Running Backs), Ken O’Keefe (Wide Receivers), Dave Puloka (Assistant Strength and Conditioning), Darren Rizzi (Special Teams Coordinator), Kacy Rodgers (Defensive Line), Mike Sherman (Offensive Coordinator), Zac Taylor (Assistant Quarterbacks), Jim Turner (Offensive Line).							

JACKSONVILLE JAGUARS							
NO	NAME	POS	HT	WT	AGE	EXP	COLLEGE
5	Jordan Palmer	QB	6-5	230	28	4	Texas-El Paso
7	Chad Henne	QB	6-3	230	27	5	Michigan
10	Josh Scobee	K	6-1	210	30	9	Louisiana Tech
13	Quan Cosby	WR	5-9	195	30	4	Texas
14	Justin Blackmon	WR	6-1	210	22	R	Oklahoma State
16	Jordan Shipley	WR	6-0	188	26	3	Texas
17	Toney Clemons	WR	6-2	210	24	R	Colorado
19	Bryan Anger	P	6-3	202	24	R	California
20	Mike Harris	CB	5-10	188	23	R	Florida State
21	Derek Cox	CB	6-1	195	26	4	William & Mary
22	Kevin Rutland	CB	6-0	193	24	2	Missouri
23	Rashad Jennings	RB	6-1	228	27	4	Liberty
24	Montell Owens	RB	5-10	225	28	7	Maine
25	Dwight Lowery	DB	5-11	212	26	5	San Jose State
26	Dawan Landry	S	6-1	212	29	7	Georgia Tech
27	Rashean Mathis	CB	6-1	195	32	10	Bethune-Cookman
30	Jordan Todman	RB	5-10	198	22	1	Connecticut
31	Aaron Ross	CB	6-0	197	30	6	Texas
32	Maurice Jones-Drew	RB	5-7	210	27	7	UCLA
33	Greg Jones	FB	6-1	265	31	9	Florida State
35	Keith Toston	RB	6-0	214	25	2	Oklahoma State
36	Antwaun Molden	CB	6-1	199	27	5	Eastern Kentucky
38	Antwon Blake	DB	5-9	198	22	R	Texas-El Paso
39	Richard Murphy	RB	6-1	215	26	2	Louisiana State
42	Chris Prosinski	S	6-1	208	25	2	Wyoming
45	Will Ta’ufo’ou	FB	5-11	247	26	1	California
48	Jeremy Cain	LS	6-1	245	32	6	Massachusetts
50	Russell Allen	LB	6-3	238	26	4	San Diego State
51	Paul Posluszny	LB	6-2	242	28	6	Penn State
54	Greg Jones	LB	6-0	248	24	2	Michigan State
56	Kyle Bosworth	LB	6-1	236	26	3	UCLA
57	Julian Stanford	LB	6-1	230	22	R	Wagner
58	Jason Babin	DE	6-3	267	32	9	Western Michigan
63	Brad Meester	C	6-3	292	35	13	Northern Iowa
66	Steve Vallos	C/G	6-3	310	28	5	Wake Forest
68	Guy Whimper	OT	6-5	315	29	7	East Carolina
73	Eben Britton	OL	6-6	308	25	4	Arizona
75	Eugene Monroe	OT	6-5	306	25	4	Virginia
77	Uche Nwaneri	G	6-3	310	28	6	Purdue
78	Cameron Bradfield	OL	6-4	308	25	2	Grand Valley State
84	Cecil Shorts III	WR	6-0	202	24	2	Mount Union
87	Kevin Elliott	WR	6-3	215	23	R	Florida A&M
88	Zach Potter	TE	6-7	265	26	3	Nebraska
89	Mercedes Lewis	TE	6-6	272	28	7	UCLA
90	Andre Branch	DE	6-5	265	23	R	Clemson
91	George Selvie	DE	6-4	270	25	3	South Florida
92	Austen Lane	DE	6-6	265	25	3	Murray State
93	Tyson Alualu	DT	6-3	295	25	3	California
94	Jeremy Mincey	DL	6-4	265	29	5	Florida
96	Terrance Knighton	DT	6-3	330	26	4	Temple
97	John Chick	DE	6-4	255	30	2	Utah State
98	Jeris Pendleton	DT	6-2	315	29	R	Ashland
99	C.J. Mosley	DL	6-2	310	29	8	Missouri
JACKSONVILLE COACHES							
HEAD COACH: Mike Mularkey							
ASSISTANT COACHES: Mel Tucker (Assistant Head Coach/Defensive Coordinator), Bob Bratkowski (Offensive Coordinator), John Bonamego (Special Teams Coordinator), Greg Olson (Assistant Head Coach/Quarterbacks), Tom Myslinski (Strength And Conditioning Coordinator), Craig Aukerman (Assistant Special Teams), Brandon Blaney (Defensive Assistant), Sylvester Croom (Running Backs), Joe Cullen (Defensive Line), Mark Duffner (Linebackers), Andy Heck (Offensive Line), Josh Hingst (Assistant Strength and Conditioning), Bobby Johnson (Tight Ends), Marlon McCre (Assistant Secondary), Patrick Mularkey (Strength Assistant), Tony Oden (Secondary), Jake Peetz (Offensive Assistant), Ron Prince (Assistatnt Offensive Line), Cedric Scott (Strength Assistant), Charlie Skalaski (Assistant To The Head Coach/Offensive Assistant), Paul Spicer (Assistant Defensive Line), Jerry Sullivan (Wide Receivers).							

JAGUARS	
50	Allen, Russell LB
93	Alualu, Tyson DT
19	Anger, Bryan P
58	Babin, Jason DE
14	Blackmon, Justin WR
38	Blake, Antwon DB
56	Bosworth, Kyle LB
78	Bradfield, Cameron OL
90	Branch, Andre DE
73	Britton, Eben OL
48	Cain, Jeremy LS
97	Chick, John DE
17	Clemons, Toney WR
13	Cosby, Quan WR
21	Cox, Derek CB
87	Elliott, Kevin WR
20	Harris, Mike CB
7	Henne, Chad QB
23	Jennings, Rashad RB
33	Jones, Greg FB
54	Jones, Greg LB
32	Jones-Drew, Maurice RB
96	Knighton, Terrance DT
26	Landry, Dawan S
92	Lane, Austen DE
89	Lewis, Mercedes TE
25	Lowery, Dwight DB
27	Mathis, Rashean CB
63	Meester, Brad C
94	Mincey, Jeremy DL
36	Molden, Antwaun CB
75	Monroe, Eugene OT
99	Mosley, C.J. DL
39	Murphy, Richard RB
77	Nwaneri, Uche G
24	Owens, Montell RB
5	Palmer, Jordan QB
98	Pendleton, Jeris DT
51	Posluszny, Paul LB
88	Potter, Zach TE
42	Prosinski, Chris S
31	Ross, Aaron CB
22	Rutland, Kevin CB
10	Scobee, Josh K
91	Selvie, George DE
16	Shipley, Jordan WR
84	Shorts III, Cecil WR
57	Stanford, Julian LB
45	Ta’ufo’ou, Will FB
30	Todman, Jordan RB
35	Toston, Keith RB
66	Vallos, Steve C/G
68	Whimper, Guy OT

ADDITIONS TO MEDIA GUIDE



58 • JASON BABIN

DEFENSIVE END

6-3 • 267 LBS.

WESTERN MICHIGAN

BORN MAY 24, 1980

PAW PAW, MICHIGAN

ACQ. WAIVERS (PHILADELPHIA) 2012

EXP.: 9TH YEAR

GAMES PLAYED/STARTED: 2004 (16/16), 2005 (12/3), 2006 (15/3), 2007 (2/0, 0/0), 2008 (9/4), 2009 (12/0, 1/0), 2010 (16/16), 2011 (16/16), 2012 (14/14)

NFL TOTALS: 112 games, 72 starts

POSTSEASON TOTALS: 1 game, 0 starts

TRANSACTIONS: Originally drafted by Houston in the first round (27th overall) of the 2004 draft ... Traded to Seattle on 9/1/07 ... Waived on 9/18/08 ... Signed by Kansas City on 11/12/08 ... Signed by Philadelphia as an unrestricted free agent on 8/4/09 ... Signed by Tennessee as an unrestricted free agent on 3/17/10 ... Signed by Philadelphia as a free agent on 7/29/11 ... Waived on 11/27/12 ... Claimed off waivers by Jacksonville on 11/28/12.

PRO: Ninth-year pro is considered one of the NFL's top pass rushers ... Two-time Pro Bowl selection (2010-11) ... Has played in 112 games with 72 starts and totaled 55.5 career sacks ... Has spent time with Houston (2004-06), Seattle (2007-08), Kansas City (2008), Tennessee (2010) and Philadelphia (2009, 2011-12) ... Ranks third in the NFL since 2010 with 38 sacks, trailing only DeMarcus Ware (45.0) and Jared Allen (40.0) ... Has 13 career multi-sack games including three games with at least three sacks ... Produced a career-high 18 sacks in 2011, the third-most in the NFL, and had 12.5 sacks in 2010 ... Started first 11 games of 2012 season for Eagles and led team with 5.5 sacks including sacks in three of the last four games ...

2012: Started first 11 games for Philadelphia before he was waived on Nov. 27 ... Led team in sacks with 5.5 and added 30 QB pressures, 32 tackles and two forced fumbles ... Sacked Brandon Weeden in season-opener on **9/9 at CLE** and added six QB pressures and a forced fumble ... Recorded 1.5 sacks of Kevin Kolb on **9/23 at ARI**, his 13th career multi-sack game ... Sacked and forced a fumble of Drew Brees on **11/5 at NO** ... Brought down Robert Griffin for a sack on **11/18 at WAS** ... Had a sack of Cam Newton on **11/26 vs. CAR**, his third in the last four games ... **12/2 at BUF:** Made Jaguars debut in start at DE and made five tackles (three solo) with one tackle for loss on 40 snaps ... **12/9 vs. NYJ:** Started at DE and made three tackles (two solo) with one tackle for loss, one sack, one forced fumble and one fumble recovery. Caused and recovered fumble on a Mark Sanchez sack in the second quarter, his first with Jacksonville ... **12/16 at MIA:** Started at DE and made three tackles with two QB pressures, one sack and one forced fumble. Caused fumble on a Ryan Tannehill sack in the second quarter ...

2011: Started all 16 games and produced a career-high 18 sacks ... His 18 sacks ranked third in the NFL and were the third-most in Eagles history behind Reggie White (21.0, 1987) and Clyde Simmons (19.0, 1992) ... Earned second straight Pro Bowl selection and named second-team AP All-Pro ... Also led team in QB pressures (48) and forced fumbles (3) ... Added 63 tackles (37 solo) ... Opened season with two sacks of Sam Bradford on **9/11 at STL** ... Took down Eli Manning on **9/25 vs. NYG**, combining with DE Trent Cole and DT Cullen Jenkins to become the first trio of Eagles players ever to have a sack in three straight games ... Amassed a career-high 3.0 sacks of Alex Smith on **10/2 vs. SF**, while also contributing six QB pressures and a forced fumble. Marked first time in his career with a sack in four straight games ... Had two sacks of Tony Romo on **10/30 vs. DAL** ... Stripped the ball from Eli Manning for his 10th sack of the season on **11/20 at NYG** ... Registered his second three-sack performance of the season on **12/11 at MIA** and added a forced fumble of Matt Moore ... Recorded his third three-sack game on **12/18 vs. NYJ**, becoming only the 10th player in NFL history and first Eagle ever to have three or more sacks in back-to-back games ...

2010: Started all 16 games for Tennessee and made first career Pro Bowl ... Set career-highs in tackles (93), sacks (12.5) and forced fumbles (2) ... His 12.5 sacks ranked third in the AFC and sixth in the NFL ... Ranked second on the team with 10 tackles for loss ... Opened season with a sack and forced fumble of Jason Campbell on **9/12 vs. OAK** ... Led team with 10 tackles including a sack of Dennis Dixon on **9/19 vs. PIT** ... Notched 1.5 sacks off Kyle Orton on **10/3 vs. DEN** ... Registered a sack of Philip Rivers on **10/31 at SD** and Donovan McNabb on **11/21 vs. WAS** ... Dropped Matt Schaub for a sack on **11/28 at HOU** and Peyton Manning on **12/9 vs. IND** ... Matched a career-high with two sacks of Schaub on **12/19 vs. HOU** along with seven tackles, three QB pressures and a forced fumble ... Amassed 11 tackles and a half sack on **12/26 at KC** ...

2009: Appeared in 12 games for the Eagles ... Finished with 20 tackles (13 solo) and 2.5 sacks ... Notched at least a half sack in three consecutive games (**10/26 at WAS**, **11/1 vs. NYG** and **11/8 vs. DAL**) ...

2008: Began season with Seattle where he played in the first two games before he was waived on Sept. 18 ... Signed by Kansas City on Nov. 12 and played in seven games ... Sacked Philip Rivers on **12/14 vs. SD** and recorded a sack of Ryan Fitzpatrick on **12/28 at CIN** ...

2007: Appeared in two games for Seattle ...

2006: Saw action in 15 games with three starts for the Texans at LDE ... Finished with 25 tackles and a then career-high five sacks ... Registered a sack of Peyton Manning on **9/17 at IND** ... Tallied two sacks of David Garrard on **11/12 at JAX** ... Sacked Aaron Brooks for a 15-yard loss on **12/3 at OAK** and took down Tom Brady on **12/17 at NE** ...

2005: Played in 12 games with three starts at OLB ... Totaled 45 tackles (29 solo), four sacks and two forced fumbles ... Missed four games with a shoulder injury ... Recorded his first two sacks of the season on **12/18 vs. ARI** with sacks of Kurt Warner and John Navarre ... Registered 13 tackles and two sacks of Alex Smith on **1/1 at SF** ...

2004: Started all 16 games as a rookie at OLB ... Totaled 76 tackles (51 solo), four sacks and two fumble recoveries ... Recorded his first career sack on **9/12 at DET** off Joey Harrington ... Totaled five tackles and a sack of Daunte Culpepper on **10/10 vs. MIN** ... Led team with a career-high 10 tackles on **11/28 vs. TEN** ... Racked up nine tackles and a sack of Chad Pennington on **12/5 at NYJ** ... Recorded first career fumble recovery on **12/19 at CHI** off Chad Hutchinson ... Made a sack of David Garrard and recovered a fumble on **12/26 at JAX** ...

COLLEGE: Appeared in 47 games with 25 starts at Western Michigan ... Was first player in school history to be selected in the first round of the NFL draft ... Finished his career with 38 sacks, 299 tackles, eight forced fumbles and two fumble recoveries ... Set school career records for sacks and tackles for loss (75) ... Two-time MAC Defensive Player of the Year and first-team All-MAC selection ... Posted 115 tackles, 15 sacks and 33 tackles for loss as a senior ... Earned first-team All-America honors from The NFL Draft Report and College Sports Report ... As a junior, totaled 94 tackles, 26 tackles for loss, 15 sacks, two forced fumbles, one fumble recovery and two passes defended ... Posted 56 tackles, 13 tackles for loss and a team-high seven sacks as a sophomore ... Only true freshman to letter for the Broncos after recording 34 tackles ... Majored in criminal justice.

PERSONAL: Married (Sara) with two sons, Maddux Bo and Talan Davis ... Attended Paw Paw (Mich.) High School where he was a two-time defensive MVP ... Missed his senior season with a broken leg ... Also lettered in wrestling and won a state title ... Plans to concentrate on real estate development when he retires ... Twitter handle is @JasonBabin93 ... Avid hunter ... Owns and operates Babin Ranch, a cattle ranch that is situated on 435 heavily wooded acres in Center, Texas ... Heavily involved with the Paw Paw Rocket Football League, a non-profit football organization located in his hometown that provides children with the opportunity to become involved in community football ... Has a fan site, www.babinfanclub.com where he sells merchandise and holds various contests for fans.


BABIN'S REGULAR SEASON STATISTICS

TACKLES	GP/GS	TKL	SOLO	ASST	ST	SACKS	FF	FR
2004 Houston	16/16	76	51	25	1	4.0	0	2
2005 Houston	12/3	45	29	16	0	4.0	2	0
2006 Houston	15/3	25	19	6	1	5.0	0	0
2007 Seattle	2/0	0	0	0	0	0.0	0	0
2008 Seattle	2/0	1	1	0	0	0.0	0	0
Kansas City	7/4	30	29	1	0	2.0	0	0
2009 Philadelphia	12/0	20	13	7	1	2.5	0	0
2010 Tennessee	16/16	93	56	37	0	12.5	2	0
2011 Philadelphia	16/16	63	37	26	0	18.0	3	0
2012 Philadelphia	11/11	32	24	8	0	5.5	2	0
Jacksonville	3/3	11	5	6	0	2.0	2	1
NFL totals: 9 years	112/72	396	264	132	3	55.5	11	3

BABIN'S POSTSEASON STATISTICS

TACKLES	GP/GS	TKL	SOLO	ASST	ST	SACKS	FF	FR
2007 Seattle	0/0	0	0	0	0	0.0	0	0
2009 Philadelphia	1/0	1	0	1	0	0.0	0	0
Totals	1/0	1	0	1	0	0.0	0	0





17 • TONEY CLEMONS
WIDE RECEIVER
6-2 • 210 LBS.
COLORADO
BORN OCTOBER 11, 1988
NEW KENSINGTON, PENNSYLVANIA
ACQ. PITTSBURGH PRACTICE SQUAD 2012
EXP.: ROOKIE

GAMES PLAYED/STARTED: 2012 (2/0)

NFL TOTALS: 2 games, 0 starts

POSTSEASON TOTALS: 0 games, 0 starts


TRANSACTIONS: Originally drafted by Pittsburgh in the seventh round (231st overall) of the 2012 draft ... Waived on 8/31/12 ... Signed by Pittsburgh to practice squad on 9/1/12 ... Signed by Jacksonville to 53-man roster on 11/27/12.

PRO: Rookie WR was a seventh-round draft pick of Pittsburgh in 2012 ... Spent first 12 weeks on the Steelers practice squad after being waived on final cuts ... Played collegiately at both Michigan and Colorado ...

2012: Spent first 12 weeks of season on Pittsburgh's practice squad ... **12/2 at BUF:** Inactive ... **12/9 vs NYJ:** Saw action at WR ... **12/16 at MIA:** Saw action at WR ...

COLLEGE: Began his career at Michigan before transferring to Colorado following sophomore season ... Career totals at Colorado included 86 receptions for 1,162 yards and 11 TDs ... Became 22nd player in school history to reach 1,000 career receiving yards ... Average TD length was 25.8 yards ... Was two time recipient of the CU Gold Group Commitment Award (Fall 2009, Spring 2010), presented to those who have achieved "Excellence with Class" in their academic, athletic and personal lives ... Became first player to play in the Big 10, Big 12 and Pac-12 conferences in his career ... Played in 19 games with three starts at Michigan from 2007-08 ... Led team in receiving yards as a senior with 680 and ranked second with 44 receptions ... Led team with eight receiving TDs including one in four straight games ... Had three 100-yard receiving games and 12 receptions of 20-plus yards ... Was selected by the school's beat media as the annual recipient of the "Best Interview Award" ... Appeared in all 12 games as a junior and made eight starts ... Finished with 43 receptions for 482 yards and three TDs ... Had seven receptions of 20-plus yards ... Ranked second on the team with 760 all-purpose yards ... Returned 10 kickoffs for 255 yards and rushed three times for 17 yards ... Sat out 2009 season due to NCAA rules after transferring to Colorado from Michigan ... Played in nine games in 2008 with Michigan and finished with 11 receptions for 101 yards ... Saw action as a freshman ... Majored in sociology.

PERSONAL: Attended Valley High School (New Kensington, Pa.) ... Earned four star status and was ranked as the No. 10 wide receiver in the country by Scout.com ... Ranked No. 3 player in the state of Pennsylvania ... Finished career with 100 receptions for 1,541 yards and 17 TDs ... Produced eight INTs, 13 forced fumbles and 217 tackles on defense ... Returned seven kicks for TDs (5 punts, 2 kickoffs) ... Born in Pittsburgh, Pa.



54 • GREG JONES II
LINEBACKER
6-0 • 248 LBS.
MICHIGAN STATE
BORN OCTOBER 5, 1988
CINCINNATI, OHIO
ACQ. VETERAN FREE AGENT 2012
EXP.: 2ND YEAR

GAMES PLAYED/STARTED: 2011 (16/5, 4/0), 2012 (5/0)

NFL TOTALS: 21 games, 5 starts

JAGUARS TOTALS: 5 games, 0 starts

POSTSEASON TOTALS: 4 games, 0 starts

TRANSACTIONS: Originally drafted by the New York Giants in the sixth round (185th overall) of the 2011 draft ... Waived on 8/31/12 ... Signed by Jacksonville as a veteran free agent on 11/13/12.

PRO: Second-year LB also excels on special teams ... Played in all 16 games with five starts in 2011 as a rookie for the New York Giants ... Part of Super Bowl championship team and led the Giants in the postseason with seven special teams tackles ... Four-year starter at Michigan State and led the team in tackles in all four seasons ...

2012: Spent the preseason with the New York Giants before he was waived on final cuts ... Signed by the Jaguars on Nov. 13 ... **11/18 at HOU:** Made a team-high three special teams tackles ... **11/25 vs TEN:** Made one special teams tackle ... **12/2 at BUF:** Played on special teams ... **12/9 vs NYJ:** Made one special teams tackle ... **12/16 at MIA:** Made one special teams tackle ...

2011: Played in all 16 games as a rookie with five starts ... Finished with 25 tackles (22 solo) on defense and six special teams tackles ... Played in all four postseason games and led team with seven special teams tackles ... Made NFL debut on **9/11 at WAS** in starting role and had four tackles, the only Giants rookie to start the season-opener. Was first Giants LB to start on opening day since Hall of Famer Lawrence Taylor in 1981, the first defensive rookie to start an opener since tackle Barry Cofield in 2006 and the first rookie to star since TE Michael Matthews in 2007 ... Also made starts on **9/19 vs. STL**, **10/2 at ARI**, **10/3 vs. MIA** and **12/4 vs. GB** ... Had a season-high six tackles (3 solo) against Dolphins ... Contributed three solo tackles on **1/22 at SF** in NFC Championship game.

COLLEGE: Played in 52 games with 46 starts ... Started 15 games at strongside linebacker and 31 at middle linebacker ... Finished career with 465 tackles (236 solo), 16.5 sacks, 46.5 tackles for loss and 16 QB pressures ... Added five forced fumbles, one fumble recovery and two INTs ... His 465 tackles ranked 10th in NCAA Football Bowl Subdivision history ... Led team as a senior with 106 tackles (49 solo) ... Was one of only 10 players to earn unanimous first-team All-America honors and was the only repeat selection from the 2009 team to the 2010 Associated Press and American Football Coaches Association Teams ... Started 13 games as a junior in the middle, leading the team with 154 tackles which ranked third in the NCAA ... Led team and ranked third in the Big Ten with 127 tackles as a sophomore ... Earned first-team All-Big Ten honors ... Led team as a freshman with 78 tackles (40 solo), becoming first true freshman to lead the Spartans in tackles since Dan Bass made 111 stops in 1976 ... Named first-team Freshman All-America by the Football Writers Association of America, The Sporting News, CollegeFootballNews.com, Rivals.com and Scout.com ... Majored in media arts.

PERSONAL: Attended Archbishop Moeller High School in Cincinnati, Ohio ... Earned Prep Star All-Midwest accolades ... Two-time Greater Catholic League selection with 71 tackles (35 solo), 23 tackles for loss and 11.5 sacks ... Son of Beverly and Greg Jones ... Full name: Greg Jones.

JONES' REGULAR SEASON STATISTICS

TACKLES	GP/GS	TKL	SOLO	ASST	ST	SACKS	FF	FR	PD	TFL
2011 N.Y. Giants	16/5	25	22	3	6	0.0	0	0	0	0
2012 Jacksonville	5/0	0	0	0	6	0.0	0	0	0	0
NFL totals: 2 years	21/5	25	22	3	12	0.0	0	0	0	0

JONES' POSTSEASON STATISTICS

TACKLES	GP/GS	TKL	SOLO	ASST	ST	SACKS	FF	FR	PD	TFL
2011 N.Y. Giants	4/0	0	0	0	7	0.0	0	0	0	0



36 • ANTWAUN MOLDEN
CORNERBACK
6-1 • 199 LBS.
EASTERN KENTUCKY
BORN JANUARY 23, 1985
CLEVELAND, OHIO
ACQ. FREE AGENT 2012
EXP.: 5TH YEAR

GAMES PLAYED/STARTED: 2008 (14/0), 2009 (4/0), 2010 (14/0), 2011 (16/2, 3/0), 2012 (3/0)

NFL TOTALS: 51 games, 2 starts

JAGUARS TOTALS: 3 game, 0 starts

POSTSEASON TOTALS: 3 games, 0 starts

TRANSACTIONS: Originally drafted by Houston in the third round (79th overall) of the 2008 draft ... Waived on 8/30/11 ... Claimed off waivers by New England on 9/1/11 ... Signed by New York Giants as a free agent on 4/16/12 ... Waived on 8/27/12 ... Signed by Jacksonville as a free agent on 11/27/12.

PRO: Fifth-year veteran plays CB also sees action on special teams ... Has played in 51 games with two starts since entering the league as a third-round draft pick of Houston in 2008 ... Career totals include 23 tackles, three passes defended, two INTs and 39 special teams tackles ... Spent three seasons (2008-10) with Texans ... Played in all 16 games and three postseason games for New England in 2011 ... Spent 2012 preseason with the New York Giants ...

2012: Spent preseason with the New York Giants before he was released on final cuts ... **12/2 at BUF:** Made Jaguars debut and played on special teams ... **12/9 vs. NYJ:** Played on special teams ... **12/16 at MIA:** Made one special teams tackle ...

2011: Appeared in all 16 games with two starts for New England ... Spent preseason with Houston before being claimed off waivers by the Patriots prior to season-opener ... Played in all three postseason games ... Posted a career-high 28 tackles (22 solo), three passes defended and two INTs ... Added 11 special teams tackles ... Made first career start on **11/21 vs. KC** and was credited with five tackles ... Recorded first career INT on **11/27 at PHI** and returned it 27 yards ... Tallied a career-high six tackles on **1/1 vs. BUF** and got second interception of season ... Had two tackles on **1/22 vs. BAL** in AFC Championship game and made four stops in Super Bowl XLVI vs. NYG ...

2010: Played in 14 games and finished season with six special teams tackles and one fumble recovery on special teams ... Recovered a fumble on special teams on **11/1 at IND** ...

2009: Saw action in four games and had two special teams tackles ... Missed the majority of the season due to a quadriceps injury that forced him to go on injured reserve ...

2008: Played in 14 games as a rookie, mostly on special teams ... Ranked second on team with a career-high 19 special teams tackles ... Made NFL debut on **9/7 at PIT** and made two special teams tackles ... Saw action at CB on **10/12 vs. MIA** and registered his first defensive tackle ... Suffered a broken ankle later in the season and finished the year on injured reserve.

COLLEGE: Played in 46 games with 23 starts between Toledo and Eastern Kentucky ... Transferred to Eastern Kentucky from Toledo as a sophomore in 2005 ... Recorded a career-best 72 tackles, nine passes defended, one fumble recovery and three INTs as a senior ... Played in all 13 games as a freshman at Toledo ... Majored in criminal justice.

PERSONAL: Attended Glenville High School in Cleveland ... Was coached by Ted Ginn, Sr., the father of San Francisco 49ers receiver Ted Ginn, Jr. ... Member of three track relay teams that set three national records as a senior.

MOLDEN'S REGULAR SEASON STATISTICS

TACKLES	GP/GS	TKL	SOLO	ASST	ST	SACKS	FF	FR	PD
2008 Houston	14/0	1	1	0	19	0.0	0	0	0
2009 Houston	4/0	0	0	0	2	0.0	0	0	0
2010 Houston	14/0	0	0	0	6	0.0	0	*1	0
2011 New England	16/2	28	22	6	11	0.0	0	0	3
2012 Jacksonville	3/0	0	0	0	1	0.0	0	0	0
NFL totals: 5 years		29	23	6	39	0.0	0	*1	3

INTERCEPTIONS	GP/GS	NO	YDS	AVG	LG	TD
2008 Houston	14/0	0	0	0.0	0	0
2009 Houston	4/0	0	0	0.0	0	0
2010 Houston	14/0	0	0	0.0	0	0
2011 New England	16/2	2	40	20.0	27	0
2012 Jacksonville	3/0	0	0	0.0	0	0
NFL totals: 5 years	51/2	2	40	20.0	27	0

MOLDEN'S POSTSEASON STATISTICS

TACKLES	GP/GS	TKL	SOLO	ASST	SACKS	FF	FR	INT	PD
2011 New England	3/0	7	6	1	0.0	0	0	0	0



67 • AUSTIN PASZTOR
GUARD
6-7 • 305 LBS.
VIRGINIA
BORN NOVEMBER 26, 1990
LANGTON, ONTARIO
ACQ. FREE AGENT 2012
EXP.: ROOKIE

GAMES PLAYED/STARTED: 2012 (1/1)

NFL TOTALS: 1 games, 1 starts

POSTSEASON TOTALS: 0 games, 0 starts

TRANSACTIONS: Originally signed by Minnesota as an undrafted free agent on 5/4/12 ... Waived on 8/31/12 ... Signed by Jacksonville to practice squad on 9/17/12 ... Signed to Jacksonville active roster on 12/14/12.

PRO: Rookie guard has ability to play G and OT ... Was selected fourth overall by the Edmonton Eskimos in 2012 CFL Draft but opted to sign with Minnesota as a rookie free agent ... Was signed by Jaguars to the practice squad on Sept. 17 ... Four-year starter at Virginia where he played one season with Jaguars LT Eugene Monroe ...

2012: Spent preseason with Minnesota before being waived on final cuts ... Spent 12 weeks on Jaguars practice squad before he was signed to 53-man roster on Dec. 14 ... **12/16 at MIA:** Made first NFL start and played every snap at LG ...

COLLEGE: Four-year starter ... Started all 13 games as a senior and earned second-team Associated Press All-America honors and was first-team All-ACC selection ... Named the ACC Offensive Lineman of the Week following the Maryland game ... One of seven players to start all 12 games as a junior ... Appeared on 922 total plays ... Helped anchor an offensive line that allowed only two sacks over a 22-quarter period ... Part of an offensive line that boasted the ACC's fourth-ranked pass offense ... Selected by the UVa coaches as the team's offensive player of the week following the VMI and Boston College games ... Started all 12 games as a sophomore and saw time on 787 offensive plays ... Appeared in every game on special teams ... Broke into the starting lineup as a true freshman, starting the final eight games at LG ... Helped team lead the ACC in fewest sacks allowed (16) ... Did not turn 18 until the week of the regular season ... Became first true freshman to play on the UVa offensive line since Branden Albert in 2005.

PERSONAL: Single ... Born in Tillonsburg, Ontario ... Moved south as a senior to play at Fork Union Military Academy ... Named to the Junior Ontario Varsity Football League all-star team in his final season in Canada ... Also named the athlete of the year at his school ... Full name: Austin William Pasztor.



16 • JORDAN SHIPLEY
WIDE RECEIVER
6-0 • 188 LBS.
TEXAS
BORN DECEMBER 23, 1985
BURNET, TEXAS
ACQ. FREE AGENT 2012
EXP.: 3RD YEAR

GAMES PLAYED/STARTED: 2010 (15/4), 2011 (2/0, 0/0), 2012 (5/0)

NFL TOTALS: 22 games, 4 starts

POSTSEASON TOTALS: 0 games, 0 starts

TRANSACTIONS: Originally drafted by Cincinnati in the third round (84th overall) of the 2010 draft ... Waived on 8/17/12 ... Claimed off waivers by Tampa Bay on 8/20/12 ... Waived on 8/31/12 ... Signed by Tampa Bay on 9/18/12 ... Waived on 9/25/12 ... Signed by Jacksonville as a free agent on 11/20/12.

PRO: Third-year pro has spent time with Cincinnati and Tampa Bay ... Appeared in 22 games with four starts ... Has 67 career receptions for 725 yards and three TDs ... Suffered season-ending knee injury in week two of 2011 season ... Totaled 52 catches for 600 yards as a rookie ... Has six career receptions of 25-plus yards ... Four-year letterman at Texas and left as the school's all-time leader in receptions (248) ...

2012: Spent time with Cincinnati and Tampa Bay in the preseason ... Saw action in one regular season game for the Buccaneers, **9/23 at DAL**, and returned three punts ... Was waived on Sept. 25 ... **11/25 vs TEN:** Made Jaguars debut and had one reception for 24 yards and returned one punt for five yards ... **12/2 at BUF:** Made three receptions for 19 yards ... **12/9 vs NYJ:** Made five receptions for 55 yards, including a 28-yard reception in the fourth quarter ... **12/16 at MIA:** Made two receptions for 13 yards. Returned one punt for nine yards ...

2011: Played in the first two games for Bengals before suffering a season-ending knee injury on **9/18 at DEN** ... Finished with four catches for 14 yards ...

2010: Played in 15 games as a rookie and made four starts ... Totaled 52 receptions for 600 yards and three TDs ... Became first Bengal to lead AFC rookies in receiving yards since 1994 (Darnay Scott) and his 52 catches made him first Bengal to win or share AFC rookie receptions lead since 1992 (Carl Pickens) ... Made NFL debut on **9/12 at NE** and had five receptions for 82 yards including a 51-yarder in traffic on a Hail Mary attempt just short of the goal line in second quarter ... Led team with five receptions for 42 yards on **9/19 vs. BAL** ... Suffered concussion in fourth quarter on **10/3 at CLE** ... Returned to action on **10/24 at ATL** and totaled career-high 131 yards on six receptions including a 64-yard TD ... Led team with five catches for 71 yards on **11/21 vs. BUF** ... Caught a key three-yard TD pass in the fourth quarter on **12/26 vs. SD** ...


COLLEGE: Four-year letterman (2006-09) at Texas, playing in all 53 games with 35 starts ... Set school's all-time receptions record (248), and ranks second in receiving yards (3,191) and touchdown receptions (33) ... Tied school record with three TDs on punt returns and also had a kickoff return for a TD ... Named first-team All-American by Associated Press and Sporting News as a senior ... Set school records as a senior with 116 receptions for 1,485 receiving yards ... Entered program in 2004, but did not play in '04 (due to knee injury) or '05 (due to hamstring injury) ... Earned degree in kinesiology in 2008, and was in graduate school while playing in 2009.

PERSONAL: Attended Rotan High School as a freshman, then transferred to Burnet High, and was coached by his father (Bob) at both schools ... Earned 2003 Parade All-America honors, and was named 2003 Class 3A state Player of the Year by Texas Football Magazine.

SHIPLEY'S REGULAR SEASON STATISTICS

RECEIVING	GP/GS	NO	YDS	AVG	LG	TD
2010 Cincinnati	15/4	52	600	11.5	64t	3
2011 Cincinnati	2/0	4	14	3.5	5	0
2012 Tampa Bay	1/0	0	0	0.0	0	0
Jacksonville	4/0	11	111	10.1	28	0
NFL totals: 3 years	22/4	67	725	10.8	64t	3

PUNT RETURNS							KICKOFF RETURNS				
RETURNS	NO	FC	YDS	AVG	LG	TD	NO	YDS	AVG	LG	TD
2012 Tampa Bay	3	1	10	3.3	9	0	0	0	0.0	0	0
Jacksonville	2	0	14	7.0	9	0	0	0	0.0	0	0
NFL totals: 3 years	5	1	24	5.0	9	0	0	0	0.0	0	0



86 • ISAIAH STANBACK

TIGHT END

6-2 • 228 LBS.

WASHINGTON

BORN AUGUST 16, 1984

SEATTLE, WASHINGTON

ACQ. FREE AGENT 2012

EXP.: 4TH YEAR

GAMES PLAYED/STARTED: 2007 (2/0), 2008 (8/0), 2009 (6/2), 2010 (0/0), 2011 (ps), 2012 (ps)

NFL TOTALS: 16 games, 2 starts

POSTSEASON TOTALS: 0 games, 0 starts

TRANSACTIONS: Originally drafted by Dallas in the fourth round (103rd overall) of the 2007 draft ... Waived on 9/5/09 ... Signed by New England to practice squad on 9/7/09 ... Signed to 53-man roster on 11/15/09 ... Waived on 5/27/10 ... Claimed off waivers by Seattle on 6/1/10 ... Waived on 9/5/11 ... Signed by New York Giants to practice squad on 11/30/11 ... Waived on 8/31/12 ... Signed by Jacksonville to practice squad on 12/5/12 ... Signed to active roster on 12/18/12.

PRO: Fourth-year pro began NFL career as a WR before making move to TE ... Has played in 16 career games with two starts ... Spent time with Dallas, New England, Seattle and the New York Giants ... Has five career receptions for 46 yards and 14 kickoff returns for 318 yards (22.7 avg.) ... Played QB at Washington ...

2012: Spent preseason with the New York Giants before he was waived on final cuts ... Signed by Jacksonville to practice squad on Dec. 5 before being signed to 53-man roster on Dec. 18 ...

2011: Joined the Giants' practice squad on Nov. 30 and remained there for the rest of the regular season and the playoffs ...

2010: Tore his Achilles tendon in a training camp on Aug. 7 and spent the season on injured reserve ...

2009: Began season on New England's practice squad before he was signed to active roster ... Played in six games with two starts ... Finished with two receptions for 22 yards and returned one kickoff for 22 yards ... Made starts on **11/22 vs. NYJ** and **11/30 at NO** ... Had two catches for 17 yards on **11/15 at IND** ...


2008: Played in eight games for Dallas ... Was placed on injured reserve on Dec. 26 with a left shoulder injury ... Had two receptions for 24 yards with a long of 15 yards and returned 10 kickoffs for 218 yards ... Made first NFL reception on **9/7 at CLE**, a nine-yarder and also added a 15-yard reception ... Had a career-long 58-yard kickoff return on **11/27 vs. SEA** ...

2007: Played in two games as a rookie ... Returned three kickoffs for 78 yards ... Made his NFL debut on **11/14 at PHI** ... Saw action at WR for first time on **11/22 at NYJ** ... Was inactive for NFC Divisional Playoff game on **1/13 vs. NYG**.

COLLEGE: Began collegiate career as a WR but went on to become one of the most prolific QBs in Washington history ... Ranked 11th in school history with 3,868 career passing yards, second with 14.4 career yards-per-completion, third among QBs with 794 rushing yards and fourth with 126.0 total offense yards per game ... Started all 11 games as a senior at QB and was named the team's Most Outstanding Player ... Completed 143 of 264 passing for 2,136 yards and nine TDs as a senior ... Also competed in track and field and placed fifth his junior years in the 100 meters at the Pac-10 Finals ... Majored in marketing and American ethnic studies.

PERSONAL: Attended Garfield High School ... Threw for 1,628 yards and 12 TDs and rushed for 700 yards and nine TDs as a senior ... Ranked second among Washington State 4A quarterbacks ... Also played baseball.





35 • KEITH TOSTON

RUNNING BACK

6-0 • 214 LBS.

OKLAHOMA STATE

BORN MAY 6, 1987

ANGLETON, TEXAS

ACQ. FREE AGENT 2012

EXP.: 2ND YEAR

GAMES PLAYED/STARTED: 2010 (16/0), 2012 (3/0)

NFL TOTALS: 19 games, 0 starts

POSTSEASON TOTALS: 0 games, 0 starts

TRANSACTIONS: Originally signed by St. Louis as a rookie free agent on 4/25/10 ... Waived on 9/3/11 ... Signed by Jacksonville as a free agent on 8/2/12 ... Waived on 9/8/12 ... Signed by Jacksonville as a free agent on 10/23/12 ... Waived on 10/30/12 ... Signed by Jacksonville as a free agent on 11/1/12 ... Waived on 11/5/12 ... Signed by Jacksonville as a free agent on 12/11/12.

PRO: Second-year RB entered the NFL as an undrafted rookie with St. Louis in 2010 ... Played in 16 games as a rookie, mainly on special teams ... Spent 2011 preseason with the Rams before he was waived on final cuts ... Was not with a team during the 2011 regular season ... Spent 2012 preseason with the Jaguars ... Four-year letterman at Oklahoma State ...

2012: Signed with Jacksonville on Aug. 2 ... Spent the preseason with the club before he was waived on Sept. 8 ... Finished with 171 yards on 22 carries and one TD in the preseason ... Signed with Jacksonville on Oct. 23 ... **10/28 at GB:** Played at RB and returned two kickoffs for 49 yards ... Waived on Oct. 30 ... Signed with Jacksonville on Nov. 1 ... **11/4 vs DET:** Played on special teams ... Waived on Nov. 5 ... Signed with Jacksonville on Dec. 11 ... **12/16 at MIA:** Played on special teams ...

2011: Spent the preseason with St. Louis before he was waived on final cuts ... Finished with 77 yards on 23 carries and two TDs in the preseason ...

2010: Appeared in all 16 games as a rookie after earning roster spot as an undrafted rookie ... Had 19 rushes for 54 yards and two receptions for 29 yards ... Saw extensive action on special teams, finishing with seven tackles ... Added four kickoff returns for an 18.7-yard average ... Had 11 rushes for 22 yards on **9/26 vs. WAS** ... Had five carries for 22 yards on **12/12 at NO** and added a 23-yard reception.

COLLEGE: Four-year letterman ... Career totals included 2,757 rushing yards and 27 TDs along with 51 receptions for 507 yards ... Rushed for 1,218 yards and 11 TDs as a senior, earning first-team All-Big 12 honors ... Added 25 receptions for 261 yards ... Averaged 6.7 yards per carry as a junior and scored TDs in six different games ... Played in 11 games as a sophomore before suffering a season-ending knee injury ... Ranked second on the team as a freshman with 631 rushing yards and six TDs ... Scored two TDs in Independence Bowl against Alabama, the first freshman in school history to run for two TDs in a bowl game ... Majored in economics.

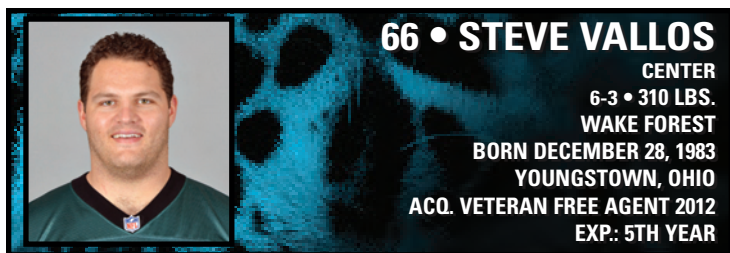
PERSONAL: Single ... Attended Angleton High School in Texas ... Rushed for 1,564 yards and 18 TDs as a senior ... Finalist for the Old Spice National High School Player of the Year Award ... Full name: Keith Toston.

TOSTON'S REGULAR SEASON STATISTICS

RUSHING		GP/GS	NO	YDS	AVG	LG	TD
2010	St. Louis	16/0	19	54	2.8	10	0
2012	Jacksonville	3/0	0	0	0.0	0	0
NFL totals: 2 years		19/0	19	54	2.8	10	0

RECEIVING		GP/GS	NO	YDS	AVG	LG	TD
2010	St. Louis	16/0	2	29	14.5	23	0
2012	Jacksonville	3/0	0	0	0.0	0	0
NFL totals: 2 years		19/0	2	29	14.5	23	0

KICKOFF RETURNS		GP/GS	NO	YDS	AVG	LG	TD
2010	St. Louis	16/0	4	75	18.7	20	0
2012	Jacksonville	3/0	2	49	24.5	25	0
NFL totals: 2 years		19/0	6	124	20.7	25	0



GAMES PLAYED/STARTED: 2008 (16/5), 2009 (16/3), 2010 (7/0), 2011 (1/0), 2012 (2/0)

NFL TOTALS: 42 games, 8 starts

POSTSEASON TOTALS: 0 games, 0 starts

TRANSACTIONS: Originally drafted by Seattle in the seventh round (23rd overall) of the 2007 draft ... Waived on 9/1/07 ... Signed by Seattle to practice squad on 9/4/07 ... Waived on 9/5/10 ... Claimed off waivers by Cleveland on 9/6/10 ... Signed by Philadelphia as an unrestricted free agent on 3/19/12 ... Released on 8/31/12 ... Signed by Philadelphia as a free agent on 9/18/12 ... Released on 10/23/12 ... Signed by Jacksonville as a free agent on 10/30/12 ... Released on 11/3/12 ... Signed by Jacksonville as a free agent on 11/5/12.

PRO: Fifth-year offensive lineman has played in 42 games with eight starts (7 at C, 1 at LG) ... Has spent time with Seattle, Cleveland and Philadelphia ... Played in all 16 games with Seattle in 2008 and 2009 ... Spent 2012 preseason and six weeks of the regular season with the Eagles ... Was originally a seventh-round pick of the Seahawks in 2007 ... Four-year starter at Wake Forest ...

2012: Saw action in two games on special teams for Philadelphia ... Spent preseason with the Eagles before he was released on final cuts ... Re-signed on Sept. 18 and released on Oct. 23 ... Signed by Jacksonville as a free agent on Oct. 30 and released on Nov. 3 ... Re-signed with the Jaguars on Nov. 5 ... **11/8 vs IND:** Inactive ... **11/18 at HOU:** Inactive ... **11/25 vs TEN:** Inactive ... **12/2 at BUF:** Inactive ... **12/9 vs NYJ:** Dressed but did not play ... **12/16 at MIA:** Dressed but did not play ...

2011: Appeared in one game for the Browns ...

2010: Saw action in seven games on special teams ...

2009: Played in all 16 games with three starts (2 at C, 1 at LG) ... Saw action in every game on special teams ...

2008: Appeared in all 16 games and made a career-high five starts ... Started all five games at center ... Made first career start on 11/27 at DAL ...

2007: Spent his entire rookie season on Seattle's practice squad.

COLLEGE: Four-year starter ... Set school record with 48 career starts ... Helped team to ACC Championship as a senior and earned first-team All-America honors from Sports Illustrated and The Sporting News ... Started all 14 games, playing 843 snaps and graded out 90 percent for the season ... Had 92.5 knockdown blocks ... Started 11 games as a junior ... Graded out at 87 percent with a team-best 146 knockdown blocks ... Named second-team All-ACC as a sophomore, starting 11 games (7 at LT, 3 at RG, 1 at RT) and playing all four OL positions ... Led team by grading out at 87 percent with 144 knockdown blocks ... Started all 12 games as a redshirt freshman ... Earned third-team Freshman All-America honors ... Majored in communications.

PERSONAL: Married (Lindsey) ... Attended Boardman High School where he lettered in football, wrestling and track and field (discus and shot put) ... Was an All-Northeast Ohio first-team selection as a senior ... Set wrestling records as a senior for pins in a season (24) and career (58) ... Named Wrestler of the Year by the Youngstown Vindicator ... Son of Bill and Susan Vallos and has two brothers, Jim and Zac ... Began playing football in seventh grade and also played soccer and basketball growing up ... First job was selling french fries in a food trailer at a local carnival ... Full name: Steve Vallos.

JAGUARS 2012 MISCELLANEOUS STATS

REGULAR SEASON HIGHS & LOWS				
	JAGUARS		OPPONENTS	
	HIGH	LOW	HIGH	LOW
Points	37 at HOU	3 vs. CHI, at MIA	43 by HOU (at HOU)	17 by IND (at IND), by NYJ
First Downs	22 at MIN	9 vs. HOU	39 by HOU (at HOU)	17 by NYJ
Total Offense	458 at HOU	117 vs. HOU	640 by HOU (at HOU)	238 by GB
Net Yards Rushing	185 at IND	37 vs. IND	232 by BUF	66 by GB
Net Yards Passing	372 at HOU	52 vs. HOU	504 by HOU (at HOU)	104 by NYJ
Offensive Plays	75 at MIN	38 vs. HOU	92 by HOU (at HOU)	58 by MIN
Rushing Attempts	34 at MIN	12 vs. IND	48 by HOU	26 by OAK, by GB
Pass Attempts	49 at GB	21 vs. HOU, at IND	55 by HOU (at HOU)	17 by BUF
Pass Completions	28 vs. IND	9 vs. HOU	43 by HOU (at HOU)	9 by BUF
Passes Had Intercepted	2, 4 times, last vs. NYJ	0, 7 times, last at MIA	2 by HOU (at HOU), by TEN	0, 6 times, last by MIA
Sacks Allowed	7 vs. TEN	1 at IND, vs. DET	2, 5 times, last by HOU (at HOU)	0, 4 times, last by BUF
Fumbles	3 at MIN, at GB, at BUF	0 vs. DET, vs. TEN, vs. NYJ	4 by OAK	0 by IND, by CHI, by DET
Fumbles Lost	1, 9 times, last at BUF	0, 5 times, last at MIA	2 by OAK, by NYJ	0, 4 times, last by TEN
Total Turnovers	3 vs. CHI, vs. IND	0 at IND, at MIA	3 by OAK, by HOU (at HOU)	0 by HOU, by DET
Penalties	10 vs. IND, at MIA	3 vs. CIN, vs. DET	12 by CHI	1 by NYJ
Yards Penalized	115 vs. IND	25 at MIN	106 by IND	15 by NYJ
Time of Possession	37:49 at MIN	16:43 vs. HOU	43:17 by HOU	27:05 by MIN
Defensive Interceptions	2 at HOU, vs. TEN	0, 6 times, last at MIA	2, 3 times, last by NYJ	0, 8 times, last by MIA
Total Takeaways	3 at OAK, at HOU	0 vs. HOU, vs. DET	3 by CHI, by IND (at JAX)	0 by (at IND), by MIA
Longest Drive (plays)	17 at MIN		17 by HOU, by CHI	
Longest Drive (yards)	83 at MIN		94 by CHI	
Third Down Conversions	55% vs. DET (6-11)	0% vs. HOU (0-9)	8-12 by DET (67%)	2-11 by CIN (18%)

REGULAR SEASON INDIVIDUAL HIGHS				
	JAGUARS		OPPONENTS	
Yards Rushing	177 by Maurice Jones-Drew at IND		110 by Arian Foster (HOU)	
Rushing Attempts	28 by Maurice Jones-Drew at IND		28 by Arian Foster (HOU) [vs. HOU, at HOU]	
Rushing TDs	1, 5 times, last by Montell Owens vs. NYJ		3 by Mikel Leshoure (DET)	
Receptions	9 by Laurent Robinson vs. IND		14 by Andre Johnson (HOU) [at HOU]	
Yards Receiving	236 by Justin Blackmon at HOU		273 by Andre Johnson (HOU) [at HOU]	
Receiving TDs	2 by Marcedes Lewis at HOU		2 by Garrett Graham (HOU)	
Combined Yards (rush/rec)	236 by Justin Blackmon at HOU		273 by Andre Johnson (HOU) [at HOU]	
All-Purpose Yards	236 by Justin Blackmon at HOU		273 by Andre Johnson (HOU) [at HOU]	
Yards Passing	354 by Chad Henne at HOU		527 by Matt Schaub (HOU) [at HOU]	
Pass Attempts	49 by Blaine Gabbert at GB		55 by Matt Schaub (HOU) [at HOU]	
Pass Completions	27 by Blaine Gabbert at GB, vs. DET		43 by Matt Schaub (HOU) [at HOU]	
TD Passes	4 by Chad Henne at HOU		5 by Matt Schaub (HOU) [at HOU]	
Interceptions Thrown	2 by Blaine Gabbert vs. CHI, vs. DET, by Chad Henne vs. NYJ		2 by Matt Schaub (HOU) [at HOU], by Jake Locker (TEN)	
Longest Run	59t by Maurice Jones-Drew at IND		53 by Reggie Bush (MIA)	
Longest Pass Completion	81t by Chad Henne to Justin Blackmon at HOU		59 by Carson Palmer to Darrius Heyward-Bay (OAK)	
Longest Kickoff Return	38 by Jalen Parmele vs. HOU		55 by Marcus Easley (BUF)	
Longest Punt Return	28 by Micheal Spurlock at OAK		71 by Keshawn Martin (HOU) [at HOU]	
Longest INT Return	21 by Dawan Landry vs. IND, by Dwight Lowery vs. TEN		51 by Darius Butler (IND)	
Longest Punt	73 by Bryan Anger vs. DET		65 by Tim Masthay (GB)	
Longest Field Goal	50 by Josh Scobee at OAK		55 by Blair Walsh (MIN)	
Touchdowns Scored	2 by Marcedes Lewis at HOU		3 by Mikel Leshoure (DET)	
Points Scored	13 by Josh Scobee at HOU		18 by Mikel Leshoure (DET)	

SCORING BY QUARTERS													
	JAGUARS						OPPONENTS						
	1	2	3	4	ot	Tot.	1	2	3	4	ot	Tot.	Differential
9/9 at MIN	3	6#	3	11#	0	23	0	7*	7*	9	3	26	-3
9/16 vs. HOU	0	0	7#	0	-	7	10*	7*	7*	3	-	27	-20
9/23 at IND	3	0	10*	9#	-	22	7#	7#	0	3	-	17	+5
9/30 vs. CIN	0	7#	3	0	-	10	3	14#*	0	10	-	27	-17
10/7 vs. CHI	0	3	0	0	-	3	3	0	10	28	-	41	-38
10/21 at OAK	7#	10*	3	3	0	23	3	3	7#	10*	3	26	-3
10/28 at GB	3	9#	0	3	-	15	7#	7~	0	10#	-	24	-9
11/4 vs. DET	0	0	0	14##	-	14	0	21***	0	10*	-	31	-17
11/8 vs. IND	0	3	0	7#	-	10	3	14**	7@	3	-	27	-17
11/18 at HOU	7#	10#	10#	7#	3	37	7#	10#	3	14##	9#	43	-6
11/25 vs. TEN	7*	0	7#	10#	-	24	3	3	3	10#	-	19	+5
12/2 at BUF	0	10*	0	8#	-	18	7*	10#	10#	7*	-	34	-16
12/9 vs. NYJ	0	3	0	7*	-	10	0	0	10*	7*	-	17	-7
12/16 at MIA	3	0	0	0	-	3	3	7#	6	8#	-	24	-21
Totals	33	61	43	79	3	219	56	110	70	132	15	383	-164

*=TD Rushing; #=TD Passing; @=TD on Interception Return; %=TD on Punt Return

^=TD on Fumble Return; &=TD on Blocked Field Goal; !=TD on Kickoff Return; ~=TD on Blocked Punt Return

INDIVIDUAL STATS GAME-BY-GAME

PASSING									
(Att. - Comp. - Yds. - Pct. - TD - Int. - LG - Sacked - Passer Rating)									
B. GABBERT									
9/9 at MIN	39	23	260	59.0	2	0	39t	2-18	96.1
9/16 vs. HOU	19	7	53	36.8	1	0	32	3-24	62.8
9/23 at IND	21	10	155	47.6	1	0	80t	1-7	88.4
9/30 vs. CIN	34	23	186	67.6	1	1	23	6-43	78.8
10/7 vs. CHI	33	17	142	51.5	0	2	34	3-13	37.7
10/21 at OAK	12	8	110	66.7	1	0	42t	0-0	123.6
10/28 at GB	49	27	303	55.1	1	0	36	2-24	80.6
11/4 vs. DET	38	27	220	71.1	2	2	25	1-5	81.0
11/8 vs. IND	31	18	209	58.1	0	1	52	3-24	65.1
11/18 at HOU	2	2	24	100.0	0	0	15	1-0	116.7
11/25 vs. TEN	Injured Reserve (right forearm/left shoulder)								
12/2 at BUF	Injured Reserve (right forearm/left shoulder)								
12/9 vs. NYJ	Injured Reserve (right forearm/left shoulder)								
12/16 at MIA	Injured Reserve (right forearm/left shoulder)								
Totals	278	162	1662	58.3	9	6	80t	22-158	77.4
C. HENNE									
9/9 at MIN	Did Not Play								
9/16 vs. HOU	2	2	23	100.0	0	0	12	0-0	114.6
9/23 at IND	Did Not Play								
9/30 vs. CIN	Did Not Play								
10/7 vs. CHI	Did Not Play								
10/21 at OAK	20	9	71	45.0	0	0	26	3-26	54.4
10/28 at GB	Did Not Play								
11/4 vs. DET	Did Not Play								
11/8 vs. IND	16	10	121	62.5	1	1	26	1-6	80.5
11/18 at HOU	33	16	354	48.5	4	0	81t	1-6	126.8
11/25 vs. TEN	26	17	261	65.4	2	1	59t	7-40	108.0
12/2 at BUF	42	19	202	45.2	1	1	24	3-6	57.8
12/9 vs. NYJ	43	21	185	48.8	0	2	28	3-17	41.3
12/16 at MIA	34	18	221	52.9	0	0	38	2-8	73.3
Totals	216	112	1438	51.9	8	5	81t	20-119	75.7

RUSHING
(Att. - Yds. - Avg. - LG - TD)

	M. JONES-DREW					R. JENNINGS					C. HENNE				
9/9 at MIN	19	77	4.1	11	0	8	31	3.9	10	0		Did Not Play			
9/16 vs. HOU	12	60	5.0	17	0		Inactive (knee)				1	0	0.0	0	0
9/23 at IND	28	177	6.6	59t	1		Inactive (knee)					Did Not Play			
9/30 vs. CIN	13	38	2.9	9	0	2	12	6.0	8	0		Did Not Play			
10/7 vs. CHI	12	56	4.7	27	0	3	3	1.0	4	0		Did Not Play			
10/21 at OAK	2	6	3.0	3	0	21	44	2.1	8	1	3	4	1.3	3	0
10/28 at GB		Inactive (foot)				17	59	3.5	21	0		Did Not Play			
11/4 vs. DET		Inactive (foot)				12	45	3.8	8	0		Did Not Play			
11/8 vs. IND		Inactive (foot)				11	27	2.5	4	0	0	0	0.0	0	0
11/18 at HOU		Inactive (foot)				3	-1	-0.3	5	0	2	7	3.5	4	0
11/25 vs. TEN		Inactive (foot)				16	43	2.7	9	1	2	0	0.0	1	0
12/2 at BUF		Inactive (foot)				8	20	2.5	12	0	3	1	0.3	1t	1
12/9 vs. NYJ		Inactive (foot)					Inactive (concussion)				1	1	1.0	1	0
12/16 at MIA		Inactive (foot)					Inactive (concussion)				3	16	5.3	8	0
Totals	86	414	4.8	59t	1	101	283	2.8	21	2	15	29	1.9	8	1

	J. PARMELE					B. GABBERT					M. OWENS				
9/9 at MIN	0	0	0.0	0	0	5	6	1.2	4	0	0	0	0.0	0	0
9/16 vs. HOU	1	0	0.0	0	0	1	5	5.0	5	0	0	0	0.0	0	0
9/23 at IND	0	0	0.0	0	0	2	11	5.5	9	0	0	0	0.0	0	0
9/30 vs. CIN	0	0	0.0	0	0	3	19	6.3	8	0	0	0	0.0	0	0
10/7 vs. CHI	0	0	0.0	0	0	2	1	0.5	2	0	0	0	0.0	0	0
10/21 at OAK	0	0	0.0	0	0	0	0	0.0	0	0	0	0	0.0	0	0
10/28 at GB	2	3	1.5	2	0	1	0	0.0	0	0		Inactive (shoulder)			
11/4 vs. DET	5	15	3.0	5	0	3	4	1.3	2	0		Inactive (shoulder)			
11/8 vs. IND	0	0	0.0	0	0	1	10	10.0	10	0	0	0	0.0	0	0
11/18 at HOU	24	80	3.3	28	0	0	0	0.0	0	0	0	0	0.0	0	0
11/25 vs. TEN	8	45	5.6	16	0		IR (right forearm/left shoulder)				0	0	0.0	0	0
12/2 at BUF		IR (groin)					IR (right forearm/left shoulder)				7	29	4.1	9	0
12/9 vs. NYJ		IR (groin)					IR (right forearm/left shoulder)				14	91	6.5	32t	1
12/16 at MIA		IR (groin)					IR (right forearm/left shoulder)				11	47	4.3	12	0
Totals	40	143	3.6	28	0	18	56	3.1	10	0	32	167	5.2	32t	1

Additional Rushing:

Justin Blackmon	1-12 on 11/25 vs. TEN
Greg Jones	1-1 on 9/23 at IND; 2-4 on 12/9 vs. NYJ; 1-3 on 12/16 at MIA
Richard Murphy	4-19 on 12/9 vs. NYJ; 6-20 on 12/16 at MIA
Cecil Shorts III	1-(-4) on 9/23 at IND
Mike Thomas*	1-(-1) on 9/9 at Min *=Traded to DET on 10/30
Jordan Todman	3-8 on 12/9 vs. NYJ

RECEIVING
(No. - Yds. - Avg. - LG - TD)

	J. BLACKMON					C. SHORTS III					M. LEWIS				
9/9 at MIN	3	24	8.0	13	0	4	74	18.5	39t	1	5	52	10.4	18	1
9/16 vs. HOU	0	0	0.0	0	0	0	0	0.0	0	0	0	0	0.0	0	0
9/23 at IND	1	7	7.0	7	0	1	80	80.0	80t	1	1	8	8.0	8	0
9/30 vs. CIN	6	48	8.0	14	0	1	8	8.0	8	0	3	32	10.7	23	1
10/7 vs. CHI	3	40	13.3	19	0	2	43	21.5	34	0	5	24	4.8	14	0
10/21 at OAK	1	7	7.0	7	0	4	79	19.8	42t	1	3	20	6.7	9	0
10/28 at GB	4	67	16.8	36	0	8	116	14.5	35	0	2	21	10.5	16	0
11/4 vs. DET	5	32	6.4	12	1	3	56	18.7	25	0	4	41	10.3	20	0
11/8 vs. IND	3	25	8.3	10	0	6	105	17.5	52	1	3	36	12.0	17	0
11/18 at HOU	7	236	33.7	81t	1	3	81	27.0	67t	1	3	40	13.3	26	2
11/25 vs. TEN	5	62	12.4	23	1	4	105	26.3	59t	1	4	56	14.0	23	0
12/2 at BUF	1	9	9.0	9	0	7	77	11.0	24	1	4	68	17.0	24	0
12/9 vs. NYJ	6	57	9.5	14	0	Inactive (concussion)					1	4	4.0	4	0
12/16 at MIA	6	93	15.5	38	0	6	101	16.8	30	0	3	8	2.7	9	0
Totals	51	707	13.9	81t	3	49	925	18.9	80t	7	41	410	10.0	26	4

	M. JONES-DREW					R. JENNINGS					L. ROBINSON				
9/9 at MIN	3	18	6.0	8	0	1	9	9.0	9	0	5	66	13.2	26	0
9/16 vs. HOU	3	7	2.3	5t	1	Inactive (knee)					3	49	16.3	32	0
9/23 at IND	2	16	8.0	11	0	Inactive (knee)					0	0	0.0	0	0
9/30 vs. CIN	5	42	8.4	13	0	1	-2	-2.0	-2	0	1	19	19.0	19	0
10/7 vs. CHI	1	3	3.0	3	0	0	0	0.0	0	0	Inactive (concussion)				
10/21 at OAK	0	0	0.0	0	0	7	58	8.3	26	0	Inactive (concussion)				
10/28 at GB	Inactive (foot)					6	56	9.3	24	0	Inactive (concussion)				
11/4 vs. DET	Inactive (foot)					3	7	2.3	4	0	6	41	6.8	10	0
11/8 vs. IND	Inactive (foot)					0	0	0.0	0	0	9	77	8.6	19	0
11/18 at HOU	Inactive (foot)					0	0	0.0	0	0	0	0	0.0	0	0
11/25 vs. TEN	Inactive (foot)					1	2	2.0	2	0	Injured Reserve (concussion)				
12/2 at BUF	Inactive (foot)					0	0	0.0	0	0	Injured Reserve (concussion)				
12/9 vs. NYJ	Inactive (foot)					Inactive (concussion)					Injured Reserve (concussion)				
12/16 at MIA	Inactive (foot)					Inactive (concussion)					Injured Reserve (concussion)				
Totals	14	86	6.1	13	1	19	130	6.8	26	0	24	252	10.5	32	0

	G. JONES					J. SHIPLEY				
9/9 at MIN	1	9	9.0	9	0	*n/a				
9/16 vs. HOU	1	4	4.0	4	0	*n/a				
9/23 at IND	2	12	6.0	9	0	*n/a				
9/30 vs. CIN	4	25	6.3	10	0	*n/a				
10/7 vs. CHI	0	0	0.0	0	0	*n/a				
10/21 at OAK	0	0	0.0	0	0	*n/a				
10/28 at GB	0	0	0.0	0	0	*n/a				
11/4 vs. DET	Inactive (thigh)					*n/a				
11/8 vs. IND	Inactive (thigh)					*n/a				
11/18 at HOU	Inactive (thigh)					*n/a				
11/25 vs. TEN	Inactive (thigh)					1	24	24.0	24	0
12/2 at BUF	0	0	0.0	0	0	3	19	6.3	8	0
12/9 vs. NYJ	2	8	4.0	5	0	5	55	11.0	28	0
12/16 at MIA	0	0	0.0	0	0	2	13	6.5	7	0
Totals	10	58	5.8	10	0	11	111	10.1	28	0

*n/a=Signed on 11/20

Additional Receiving:	Kevin Elliott*	2-24 on 9/23 at IND; 1-5 on 9/30 vs. CIN; 2-17 on 10/7 vs. CHI; 2-24 on 12/2 at BUF; 3-38 on 12/9 vs. NYJ *=Released on 12/14
	Chad Henne	1-(-6) on 12/2 at BUF
	Montell Owens	1-8 on 9/9 at MIN; 1-11 on 12/2 at BUF; 1-11 on 12/9 vs. NYJ; 1-6 on 12/16 at MIA
	Zach Potter	1-4 on 9/16 vs. HOU; 1-2 on 12/9 vs. NYJ
	Micheal Spurlock*	1-7 on 10/28 at GB; 5-35, 1 TD on 11/4 vs. DET; 6-61 on 11/8 vs. IND; 2-18 on 11/18 at HOU *=Released on 11/27
	Will Ta'ufo'ou*	1-5 on 11/25 vs. TEN *=Released on 12/18
	Mike Thomas*	1-12 on 9/16 vs. HOU; 1-8 on 9/23 at IND; 1-9 on 9/30 vs. CIN; 4-15 on 10/7 vs. CHI; 2-17 on 10/21 at OAK; 4-19 on 10/28 at GB *=Traded to DET on 10/30
	Jordan Todman	1-0 on 12/9 vs. NYJ
	Guy Whipper	1-1, 1 TD on 10/28 at GB; 1-10 on 12/9 vs. NYJ

KICKOFF RETURNS
(No. - Yds. - Avg. - LG - TD)

	J. TODMAN						Q. COSBY						R. JENNINGS					
9/9 at MIN							*n/a						0	0	0.0	0		0
9/16 vs. HOU							*n/a											
9/23 at IND							*n/a											
9/30 vs. CIN							*n/a						1	27	27.0	27		0
10/7 vs. CHI							*n/a						3	65	21.7	26		0
10/21 at OAK							*n/a						0	0	0.0	0		0
10/28 at GB							*n/a						0	0	0.0	0		0
11/4 vs. DET							*n/a						0	0	0.0	0		0
11/8 vs. IND							*n/a						0	0	0.0	0		0
11/18 at HOU							*n/a						6	149	24.8	29		0
11/25 vs. TEN							*n/a						0	0	0.0	0		0
12/2 at BUF						Inactive (non-injury related)		5	99	19.8	32	0	0	0	0.0	0		0
12/9 vs. NYJ	4	78	19.5	24		0	0	0	0.0	0	0	0						
12/16 at MIA						Inactive (calf)												
Totals	4	78	19.5	24		0	5	99	19.8	32	0	0	10	241	24.1	29		0
	*n/a=Signed on 11/27						*n/a=Signed on 11/27											

Additional Kickoff Returns:	Richard Murphy	1-24 on 12/16 at MIA
	Jalen Parmele	3-63 on 9/9 at MIN; 3-79 on 9/16 vs. HOU; 2-43 on 9/30 vs. CIN; 2-48 on 11/4 vs. DET
	George Selvie	1-0 on 11/4 vs. DET
	Micheal Spurlock*	2-40 on 10/21 at OAK; 2-35 on 10/28 at GB; 1-19 on 11/8 vs. IND; 1-24 on 11/25 vs. TEN
		*=Released on 11/27
	Mike Thomas*	1-20 on 9/23 at IND, 1-14 on 10/21 at OAK *=Traded to DET on 10/30
	Keith Toston	2-49 on 10/28 at GB

PUNT RETURNS
(No. - FC - Yds. - Avg. - LG - TD)

	Q. COSBY						A. ROSS						J. SHIPLEY					
9/9 at MIN							0	0	0	0.0	0	0						
9/16 vs. HOU							0	0	0	0.0	0	0						
9/23 at IND							0	0	0	0.0	0	0						
9/30 vs. CIN							0	0	0	0.0	0	0						
10/7 vs. CHI							0	1	0	0.0	0	0						
10/21 at OAK							0	1	0	0.0	0	0						
10/28 at GB							0	0	0	0.0	0	0						
11/4 vs. DET							1	0	5	5.0	5	0						
11/8 vs. IND							0	0	0	0.0	0	0						
11/18 at HOU							2	1	11	5.5	6	0						
11/25 vs. TEN							0	0	0	0.0	0	0	1	0	5	5.0	5	0
12/2 at BUF	2	2	21	10.5	15	0	0	0	0	0.0	0	0	0	0	0	0.0	0	0
12/9 vs. NYJ	3	2	25	8.3	14	0							0	0	0	0.0	0	0
12/16 at MIA						Inactive (non-injury related)							1	0	9	9.0	9	0
Totals	5	4	46	9.2	15	0	3	3	16	5.3	6	0	2	0	14	7.0	9	0
	*n/a=Signed on 11/27												*n/a=Signed on 11/20					

Additional Punt Returns:	Maurice Jones-Drew	2-4 on 9/9 at MIN
	Micheal Spurlock*	4-44 on 10/21 at OAK; 1-0, 2 FCs on 10/28 at GB; 1-7 on 11/4 vs. DET; 2 FCs on 11/8 vs. IND
		*=Released on 11/27
	Mike Thomas*	2-16 on 9/9 at MIN; 3-32 on 9/16 vs. HOU; 3-8, 1 FC on 9/23 at IND
		*=Traded to DET on 10/30

FIELD GOALS
J. SCOBEE

	FGs/Att.	Distances	PATs/Att.	Game Pts.	Cum. Pts.
9/9 at MIN	3/3	19G, 26G, 47G	*0/1	9	9
9/16 vs. HOU	0/0	n/a	1/1	1	10
9/23 at IND	3/3	44G, 47G, 26G	1/1	10	20
9/30 vs. CIN	1/1	21	1/1	4	24
10/7 vs. CHI	1/1	31	0/0	3	27
10/21 at OAK	3/3	50, 40, 45	2/2	11	38
10/28 at GB	3/3	38, 22, 32	0/0	9	47
11/4 vs. DET	0/0	n/a	0/0	0	0
11/8 vs. IND	1/2	44WR, 40	1/1	4	51
11/18 at HOU	3/3	43, 40, 33	4/4	13	64
11/25 vs. TEN	1/1	41	3/3	6	70
12/2 at BUF	1/1	36	1/1	4	74
12/9 vs. NYJ	1/2	31, 55WL	1/1	4	78
12/16 at MIA	1/1	37	0/0	3	81
Totals	22/24	long 50	15/16	81	81
*=Blocked					

KICKOFFS
(Kickoff Distance - Return Yards [Touchback] - Starting Field Position)

9/9 at MIN	Josh Scobee	59-18-24, 70-28-23, 65-TB-20, 72-30-23, 65-TB-20, 56-22-31, 70-30-25
9/16 vs. HOU	Josh Scobee	74-30-21, 73-28-20
9/23 at IND	Josh Scobee	70-26-26 (-5 yard offside penalty on JAX on the first attempt), 70-22-17, 72-TB-20, 70-31-26, 70-25-8 (-7 yard holding penalty on IND enforced at IND 15), 67-40-38
9/30 vs. CIN	Josh Scobee	65-TB-20, 65-TB-20, 65-TB-20
10/7 vs. CHI	Josh Scobee	65-TB-20, 72-28-11 (-10 yard holding penalty on CHI enforced at CHI 21)
10/21 at OAK	Josh Scobee	66-45-44, 70-25-20, 10-0-45 (onside kick recovered by Antwon Blake), 67-17-15, 61-12-16
10/28 at GB	Josh Scobee	63-29-31, 73-TB-20, 74-TB-20, 63-28-30, 64-OB-40
11/4 vs. DET	Josh Scobee	65-TB-20, 65-TB-20, 16-0-49 (onside kick recovered by DET)
11/8 vs. IND	Josh Scobee	60-16-21, 68-24-21, 65-TB-20
11/18 at HOU	Josh Scobee	67-18-16, 70-22-17, 67-54-48, 71-TB-20, 69-37-33, 70-31-26, 76-TB-20, 72-TB-20, 72-TB-20
11/25 vs. TEN	Josh Scobee	65-18-18, 69-18-14, 73-23-15, 72-29-22, 72-20-13
12/2 at BUF	Josh Scobee	74-TB-20, 61-55-26 (15 yard unnecessary roughness on Richard Murphy enforced at JAX 41), 64-38-39, 65-TB-20
12/9 vs. NYJ	Josh Scobee	65-TB-20, 65-TB-20, 65-TB-20
12/16 at MIA	Josh Scobee	67-24-22, 60-14-19

PUNTING
B. ANGER

	Punts	Yards	Gross Avg.	TB	In 20	Punt Distances	Opp. Ret.	FC	Yds.	LG	Net Avg.
9/9 at MIN	4	214	53.5	1	1	56, 45, 57, 56	2	1	22	15	43.0
9/16 vs. HOU	9	462	51.3	0	3	32, 57, 50, 57, 41, 58, 57, 57, 59	6	2	77	36	42.8
9/23 at IND	6	321	53.5	1	1	42, 52, 66, 46, 55, 60	4	1	29	14	45.3
9/30 vs. CIN	6	295	49.2	1	0	44, 61, 42, 61, 43, 44	3	1	33	19	40.3
10/7 vs. CHI	6	291	48.5	0	2	49, 34, 65, 55, 38, 50	4	1	8	4	47.2
10/21 at OAK	9	379	42.1	1	2	55, 40, 36, 36, 45, 44, 38, 48, 37	5	1	6	5	39.2
10/28 at GB	5	203	40.6	1	0	46, Blocked, 28, 45, 57, 27,	1	2	0	0	30.5
11/4 vs. DET	4	202	50.5	0	3	73, 47, 40, 42	0	2	0	0	50.5
11/8 vs. IND	5	236	47.2	0	1	47, 47, 45, 40, 57	1	2	12	12	44.8
11/18 at HOU	5	242	48.4	0	1	41, 44, 62, 53, 42	2	2	76	71	33.2
11/25 vs. TEN	5	235	47.0	0	4	31, 62, 65, 27, 50	1	2	0	0	47.0
12/2 at BUF	5	208	41.6	0	3	51, 36, 30, 39, 51	3	2	12	12	39.2
12/9 vs. NYJ	8	363	45.4	0	5	53, 30, 48, 42, 55, 43, 45, 47	2	5	18	11	43.1
12/16 at MIA	5	237	47.4	0	2	51, 37, 45, 53, 51	0	3	0	0	47.4
Totals	82	3896	47.5	5	28	long 73	34	27	293	71	42.2

FUM - LOST

9/9 at MIN	3-1	B. Gabbert (1-1), M. Jones-Drew (1-0), M. Thomas (1-0)
9/16 vs. HOU	1-1	C. Henne (1-1)
9/23 at IND	2-0	B. Gabbert (1-0), M. Jones-Drew (1-0)
9/30 vs. CIN	1-1	K. Bosworth (1-1)
10/7 vs. CHI	1-1	B. Gabbert (1-1)
10/21 at OAK	1-1	C. Shorts III (1-1)
10/28 at GB	3-1	B. Gabbert (1-0), R. Jennings (1-1), M. Spurlock (1-0)
11/4 vs. DET	0-0	
11/8 vs. IND	1-1	L. Robinson (1-1)
11/18 at HOU	1-1	B. Gabbert (1-1)
11/25 vs. TEN	0-0	
12/2 at BUF	3-1	R. Jennings (2-0), C. Henne (1-1)
12/9 vs. NYJ	0-0	
12/16 at MIA	2-0	C. Henne (2-0)
Totals	19-9	

DEFENSIVE TACKLES

From Coaches' Tape Review (Solo-Assist)

	#20	#21	#22	#25	#26	#27	#29	#31	#38	#42	#50	#51	#56
9/9 at MIN	0-0	ina	1-2	7-3	6-5	1-2	0-5	4-3	0-0	1-1	7-4	10-6	4-5
9/16 vs. HOU	0-0	ina	0-0	3-3	6-7	2-0	3-0	3-3	0-0	2-0	17-5	10-7	9-5
9/23 at IND	2-0	3-1	0-0	3-2	6-5	2-1	2-0	3-2	0-0	1-0	11-4	10-1	6-4
9/30 vs. CIN	0-0	2-2	ina	3-3	2-8	0-1	0-0	1-0	0-0	0-1	7-10	13-2	1-1
10/7 vs. CHI	0-0	3-0	ina	3-3	8-5	6-0	0-0	2-2	0-0	0-1	3-2	8-6	5-0
10/21 at OAK	0-2	5-2	~n/a	ina	7-4	0-1	0-0	2-0	0-0	2-3	7-4	8-4	1-2
10/28 at GB	3-0	ina	0-0	ina	5-6	0-0	5-2	3-3	0-0	4-0	6-6	2-6	0-0
11/4 vs. DET	3-3	5-1	0-0	ina	4-4	ina	0-0	8-3	0-0	1-1	11-5	12-5	0-0
11/8 vs. IND	3-0	2-0	0-0	ina	7-9	ina	0-0	4-1	0-0	5-2	6-2	8-7	0-0
11/18 at HOU	0-2	14-1	0-0	ina	7-5	ina	0-1	5-3	0-0	4-6	15-5	15-3	4-3
11/25 vs. TEN	3-1	1-0	0-0	4-1	8-8	0-2	ina	3-0	0-0	5-2	9-3	9-4	0-0
12/2 at BUF	5-2	ina	3-4	1-4	3-4	0-0	IR	6-0	0-0	3-1	9-0	5-8	0-0
12/9 vs. NYJ	7-3	2-0	0-0	3-5	7-6	1-0	IR	ina	0-0	0-0	6-4	10-7	0-0
12/16 at MIA	8-1	5-1	0-0	1-1	5-4	1-0	IR	ina	0-0	4-0	7-7	15-6	0-0
Totals	34-14	42-8	4-6	28-25	81-80	13-7	10-8	44-20	0-0	32-18	121-61	135-72	30-20

	#57	#58	#90	#91	#92	#93	#94	#95	#96	#97	#98	#99
9/9 at MIN	0-0	*n/a	1-2	ina	ina	2-2	6-4	3-0	5-1	PUP	ina	1-6
9/16 vs. HOU	0-0	*n/a	1-5	ina	ina	2-7	5-3	1-0	1-4	PUP	n/a	5-0
9/23 at IND	2-0	*n/a	1-1	ina	ina	3-1	1-1	1-0	0-2	PUP	ina	0-1
9/30 vs. CIN	1-0	*n/a	0-1	ina	2-0	2-3	4-0	2-0	2-3	PUP	ina	1-3
10/7 vs. CHI	1-1	*n/a	0-0	ina	3-2	4-0	2-2	0-1	2-1	PUP	ina	5-1
10/21 at OAK	2-1	*n/a	1-1	0-2	5-3	2-2	4-2	2-1	3-1	PUP	ina	3-3
10/28 at GB	3-1	*n/a	1-1	3-2	3-8	4-3	3-4	ina	4-3	0-1	ina	1-3
11/4 vs. DET	0-1	*n/a	0-0	1-2	3-2	1-1	1-2	1-0	2-1	0-0	ina	2-0
11/8 vs. IND	0-2	*n/a	3-0	1-2	4-4	4-3	4-2	0-0	0-2	0-1	ina	2-5
11/18 at HOU	3-1	*n/a	0-0	1-2	1-1	3-4	1-0	ina	2-2	1-0	ina	6-1
11/25 vs. TEN	1-4	*n/a	0-0	1-1	2-1	1-3	0-3	ina	1-1	1-1	ina	2-4
12/2 at BUF	1-1	3-2	1-0	2-2	ina	3-7	5-4	IR	2-2	0-2	ina	6-1
12/9 vs. NYJ	0-5	2-1	0-0	ina	2-1	3-4	1-4	IR	3-3	ina	0-1	4-4
12/16 at MIA	1-4	0-3	ina	ina	0-5	0-2	3-0	IR	1-0	0-0	1-0	5-1
Totals	15-21	5-6	9-11	9-13	25-27	34-42	40-31	10-2	28-26	2-5	1-1	43-33

~n/a=#22 Kevin Rutland released on 10/15, resigned on 10/26

*n/a=#58 Jason Babin claimed off waivers on 11/28

MISCELLANEOUS DEFENSE

Quarterback Sacks

9/9 at MIN	2	T. Alualu (1-0), T. Knighton (1-4)
9/16 vs. HOU	0	
9/23 at IND	0	
9/30 vs. CIN	0	
10/7 vs. CHI	1	A. Lane (1-5)
10/21 at OAK	2	T. Knighton (1-8), J. Mincey (1-8)
10/28 at GB	2	A. Branch (1-7), J. Mincey (1-7)
11/4 vs. DET	1	G. Selvie (1-0)
11/8 vs. IND	2	T. Alualu (1-6), A. Lane (1-0)
11/18 at HOU	2	C. Mosley (2-23)
11/25 vs. TEN	1	M. Harris (1-11)
12/2 at BUF	0	
12/9 vs. NYJ	1	J. Babin (1-7)
12/16 at MIA	1	J. Babin (1-11)
Totals	15	

Interceptions

9/9 at MIN	0-0	
9/16 vs. HOU	0-0	
9/23 at IND	1-13	P. Posluszny (1-13), D. Landry (0-9)
9/30 vs. CIN	1-10	K. Bosworth
10/7 vs. CHI	1-0	D. Cox
10/21 at OAK	1-2	D. Cox
10/28 at GB	0-0	
11/4 vs. DET	0-0	
11/8 vs. IND	1-21	D. Landry (1-21), C. Prosinski (0-2)
11/18 at HOU	2-18	P. Posluszny (1-2), D. Cox (1-16), D. Landry (0-17)
11/25 vs. TEN	2-21	D. Lowery (1-21), M. Harris (1-0)
12/2 at BUF	1-5	P. Posluszny
12/9 vs. NYJ	0-0	
12/16 at MIA	0-0	
Totals	10-118	

Quarterback Pressures

9/9 at MIN	7	A. Branch (2), T. Knighton (2), J. Mincey (2), A. Morgan
9/16 vs. HOU	10	A. Branch (2), T. Knighton (2), J. Mincey (2), C. Mosley (2), R. Allen, T. Alualu
9/23 at IND	12	T. Knighton (4), R. Allen (2), T. Alualu, K. Bosworth, A. Branch, J. Mincey, P. Posluszny, D'A. Smith
9/30 vs. CIN	2	A. Lane, C. Mosley
10/7 vs. CHI	6	J. Mincey (2), A. Branch, T. Knighton, A. Lane, P. Posluszny
10/21 at OAK	16	A. Lane (3), R. Allen (2), A. Branch (2), J. Mincey (2), P. Posluszny (2), G. Selvie (2), T. Alualu, T. Knighton, J. Mincey
10/28 at GB	9	J. Chick (3), A. Lane (2), G. Selvie (2), T. Alualu, J. Mincey
11/4 vs. DET	7	A. Lane (2), J. Mincey (2), T. Alualu, P. Posluszny, G. Selvie
11/8 vs. IND	8	J. Mincey (3), T. Alualu (2), T. Knighton, A. Lane, C. Mosley
11/18 at HOU	11	A. Lane (4), T. Alualu (2), A. Branch, M. Harris, J. Mincey, C. Mosley, G. Selvie
11/25 vs. TEN	9	J. Chick (2), J. Mincey (2), C. Mosley (2), R. Allen, T. Alualu, M. Harris
12/2 at BUF	4	R. Allen (2), J. Chick, J. Mincey
12/9 vs. NYJ	4	J. Mincey (2), A. Branch, T. Knighton
12/16 at MIA	5	J. Babin (2), T. Knighton (2), T. Alualu
Totals	110	

Tackles For Loss

9/9 at MIN	6	K. Bosworth, T. Knighton, J. Mincey, A. Morgan, P. Posluszny, D'A. Smith
9/16 vs. HOU	7	C. Mosley (3), K. Bosworth (2), J. Mincey, P. Posluszny
9/23 at IND	6	T. Alualu (2), R. Allen, K. Bosworth, D. Landry, J. Stanford
9/30 vs. CIN	2	R. Allen, J. Mincey
10/7 vs. CHI	2	T. Knighton, C. Mosley
10/21 at OAK	3	D. Cox, A. Lane, P. Posluszny
10/28 at GB	2	T. Alualu, G. Selvie
11/4 vs. GB	0	
11/8 vs. IND	1	D. Cox
11/18 at HOU	1	C. Mosley
11/25 vs. TEN	6	R. Allen (2), M. Harris, T. Knighton, P. Posluszny, A. Ross
12/2 at BUF	5	P. Posluszny (2), R. Allen, J. Babin, T. Knighton
12/9 vs. NYJ	2	R. Allen, J. Babin
12/16 at MIA	2	R. Allen, D. Lowery
Totals	45	

Passes Defensed

9/9 at MIN	4	R. Allen, R. Mathis, P. Posluszny, C. Prosinski
9/16 vs. HOU	4	A. Ross (2), A. Branch, J. Mincey
9/23 at IND	9	D. Lowery (2), R. Mathis (2), R. Allen, D. Cox, W. Middleton, P. Posluszny, A. Ross
9/30 vs. CIN	5	D. Cox (2), R. Mathis, J. Mincey, C. Mosley
10/7 vs. CHI	6	D. Cox (3), D. Lowery, R. Mathis, A. Ross
10/21 at OAK	6	M. Harris (2), R. Allen, D. Cox, P. Posluszny, C. Prosinski
10/28 at GB	5	R. Allen (2), A. Ross (2), C. Prosinski
11/4 vs. DET	2	T. Knighton, A. Ross
11/8 vs. IND	3	A. Ross (2), M. Harris
11/18 at HOU	4	D. Cox (2), T. Knighton, C. Prosinski
11/25 vs. TEN	8	D. Cox (2), R. Allen, J. Chick, M. Harris, R. Mathis, A. Ross, K. Rutland
12/2 at BUF	3	R. Allen, D. Landry, A. Ross
12/9 vs. NYJ	3	D. Cox (2), R. Mathis
12/16 at MIA	3	D. Cox, M. Harris, J. Stanford
Totals	65	

Forced Fumbles

9/9 at MIN	1	T. Knighton
9/16 vs. HOU	0	
9/23 at IND	0	
9/30 vs. CIN	2	J. Mincey (2)
10/7 vs. CHI	0	
10/21 at OAK	1	T. Knighton
10/28 at GB	1	A. Branch
11/4 vs. DET	0	
11/8 vs. IND	1	A. Lane
11/18 at HOU	2	C. Mosley, P. Posluszny
11/25 vs. TEN	1	P. Posluszny
12/2 at BUF	0	
12/9 vs. NYJ	2	D. Cox, J. Babin
12/16 at MIA	1	J. Babin
Totals	12	

Fumbles Recovered

9/9 at MIN	1	C. Mosley
9/16 vs. HOU	0	
9/23 at IND	0	
9/30 vs. CIN	1	C. Mosley
10/7 vs. CHI	0	
10/21 at OAK	2	C. Mosley, R. Allen (on punt)
10/28 at GB	1	A. Branch
11/4 vs. DET	0	
11/8 vs. IND	1	J. Mincey
11/18 at HOU	1	J. Chick
11/25 vs. TEN	0	
12/2 at BUF	1	A. Blake (on punt)
12/9 vs. NYJ	2	D. Lowery, J. Babin
12/16 at MIA	1	D. Landry
Totals	11	

SPECIAL TEAMS TACKLES
From Coaches' Tape Review (Solos)

	#10	#19	#20	#22	#24	#29	#34	#36	#38	#42	#48	#50	#54	#56	#57	#90
9/9 at MIN	0	0	0	1	3	1	1	*n/a	2	3	0	0	!n/a	0	2	0
9/16 vs. HOU	1	1	1	0	2	0	0	*n/a	2	0	2	0	!n/a	2	1	0
9/23 at IND	0	1	3	0	1	0	1	*n/a	1	2	1	0	!n/a	2	1	0
9/30 vs. CIN	0	0	0	ina	1	0	1	*n/a	0	1	0	0	!n/a	0	0	0
10/7 vs. CHI	0	0	0	ina	0	0	2	*n/a	0	0	0	1	!n/a	0	3	0
10/21 at OAK	1	0	0	~n/a	1	2	1	*n/a	1	0	0	1	!n/a	2	1	0
10/28 at GB	0	0	1	0	ina	0	0	*n/a	1	0	0	0	!n/a	1	0	0
11/4 vs. DET	0	0	0	0	ina	0	0	*n/a	0	0	0	0	!n/a	0	0	0
11/8 vs. IND	0	0	0	0	0	0	3	*n/a	1	0	0	0	!n/a	1	0	0
11/18 at HOU	0	1	1	0	0	0	0	*n/a	1	0	0	0	3	0	1	2
11/25 vs. TEN	0	0	0	1	2	0	0	*n/a	1	0	1	1	1	3	2	0
12/2 at BUF	0	0	2	0	0	IR	IR	0	1	0	0	0	0	1	0	0
12/9 vs. NYJ	0	0	0	0	0	IR	IR	0	0	0	0	0	1	0	0	0
12/16 at MIA	0	0	0	2	0	IR	IR	1	0	0	0	0	1	0	0	0
Totals	2	3	8	4	10	3	9	1	11	6	4	3	6	12	11	2

~n/a=#22 Kevin Rutland released on 10/15, resigned on 10/26

*n/a=#36 Antwaun Molden signed on 11/27/12

!n/a=#54 Greg Jones signed on 11/12

STARTERS - OFFENSE

	WR	LT	LG	C	RG	RT	TE
9/9 at MIN	L. Robinson	E. Monroe	E. Britton	B. Meester	U. Nwaneri	C. Bradfield	M. Lewis
9/16 vs. HOU	L. Robinson	E. Monroe	H. Taylor	B. Meester	U. Nwaneri	G. Whimper	M. Lewis
9/23 at IND	L. Robinson	E. Monroe	M. Brewster	B. Meester	U. Nwaneri	G. Whimper	M. Lewis
9/30 vs. CIN	L. Robinson	E. Monroe	E. Britton	B. Meester	U. Nwaneri	C. Bradfield	M. Thomas (WR)
10/7 vs. CHI	M. Thomas	E. Monroe	E. Britton	B. Meester	U. Nwaneri	C. Bradfield	M. Lewis
10/21 at OAK	C. Shorts III	E. Monroe	E. Britton	B. Meester	U. Nwaneri	C. Bradfield	M. Lewis
10/28 at GB	C. Shorts III	E. Monroe	M. Brewster	B. Meester	U. Nwaneri	C. Bradfield	M. Lewis
11/4 vs. DET	C. Shorts III	E. Monroe	M. Brewster	B. Meester	U. Nwaneri	C. Bradfield	M. Lewis
11/8 vs. IND	C. Shorts III	E. Monroe	M. Brewster	B. Meester	U. Nwaneri	C. Bradfield	M. Lewis
11/18 at HOU	C. Shorts III	E. Monroe	M. Brewster	B. Meester	U. Nwaneri	C. Bradfield	M. Lewis
11/25 vs. TEN	C. Shorts III	E. Monroe	M. Brewster	B. Meester	U. Nwaneri	C. Bradfield	M. Lewis
12/2 at BUF	C. Shorts III	E. Monroe	M. Brewster	B. Meester	U. Nwaneri	C. Bradfield	M. Lewis
12/9 vs. NYJ	K. Elliott	E. Monroe	E. Britton	B. Meester	U. Nwaneri	C. Bradfield	M. Lewis
12/16 at MIA	C. Shorts III	E. Monroe	A. Pasztor	B. Meester	U. Nwaneri	C. Bradfield	M. Lewis

	WR	RB	QB	FB
9/9 at MIN	J. Blackmon	R. Jennings	B. Gabbert	G. Jones
9/16 vs. HOU	J. Blackmon	M. Jones-Drew	B. Gabbert	G. Jones
9/23 at IND	J. Blackmon	M. Jones-Drew	B. Gabbert	M. Owens
9/30 vs. CIN	J. Blackmon	M. Jones-Drew	B. Gabbert	G. Jones
10/7 vs. CHI	J. Blackmon	M. Jones-Drew	B. Gabbert	G. Whimper (TE)
10/21 at OAK	M. Stovall	M. Jones-Drew	B. Gabbert	Z. Potter (TE)
10/28 at GB	J. Blackmon	R. Jennings	B. Gabbert	M. Thomas (WR)
11/4 vs. DET	J. Blackmon	R. Jennings	B. Gabbert	Z. Potter (TE)
11/8 vs. IND	J. Blackmon	R. Jennings	B. Gabbert	Z. Potter (TE)
11/18 at HOU	J. Blackmon	R. Jennings	B. Gabbert	J. Parmele (RB)
11/25 vs. TEN	J. Blackmon	M. Spurlock (WR)	C. Henne	K. Elliott (WR)
12/2 at BUF	J. Blackmon	R. Jennings	C. Henne	G. Whimper (TE)
12/9 vs. NYJ	J. Blackmon	M. Owens	C. Henne	Z. Potter (TE)
12/16 at MIA	J. Blackmon	M. Owens	C. Henne	G. Jones

STARTERS - DEFENSE

	LDE	DT	DT	RDE	OLB	MLB	OLB
9/9 at MIN	T. Alualu	T. Knighton	C. Mosley	J. Mincey	K. Bosworth	P. Posluszny	R. Allen
9/16 vs. HOU	J. Mincey	T. Alualu	T. Knighton	A. Branch	K. Bosworth	P. Posluszny	R. Allen
9/23 at IND	J. Mincey	T. Alualu	T. Knighton	A. Branch	K. Bosworth	P. Posluszny	R. Allen
9/30 vs. CIN	J. Mincey	T. Alualu	T. Knighton	A. Branch	K. Bosworth	P. Posluszny	R. Allen
10/7 vs. CHI	J. Mincey	T. Alualu	C. Mosley	A. Lane	K. Bosworth	P. Posluszny	R. Allen
10/21 at OAK	J. Mincey	T. Alualu	T. Knighton	A. Lane	A. Ross (CB)	P. Posluszny	R. Allen
10/28 at GB	J. Mincey	T. Alualu	C. Mosley	A. Lane	J. Stanford	P. Posluszny	R. Allen
11/4 vs. DET	J. Mincey	T. Alualu	C. Mosley	A. Lane	J. Stanford	P. Posluszny	R. Allen
11/8 vs. IND	J. Mincey	T. Alualu	C. Mosley	A. Lane	J. Stanford	P. Posluszny	R. Allen
11/18 at HOU	J. Mincey	T. Alualu	C. Mosley	A. Lane	M. Harris (CB)	P. Posluszny	R. Allen
11/25 vs. TEN	J. Mincey	T. Alualu	C. Mosley	A. Lane	J. Stanford	P. Posluszny	R. Allen
12/2 at BUF	J. Babin	T. Alualu	C. Mosley	J. Mincey	K. Rutland (CB)	P. Posluszny	R. Allen
12/9 vs. NYJ	J. Babin	T. Alualu	C. Mosley	J. Mincey	J. Stanford	P. Posluszny	R. Allen
12/16 at MIA	J. Babin	T. Alualu	C. Mosley	J. Mincey	J. Stanford	P. Posluszny	R. Allen

	LCB	RCB	FS	SS
9/9 at MIN	A. Ross	W. Middleton	D. Lowery	D. Landry
9/16 vs. HOU	A. Ross	W. Middleton	D. Lowery	D. Landry
9/23 at IND	R. Mathis	D. Cox	D. Lowery	D. Landry
9/30 vs. CIN	R. Mathis	D. Cox	D. Lowery	D. Landry
10/7 vs. CHI	R. Mathis	D. Cox	D. Lowery	D. Landry
10/21 at OAK	R. Mathis	D. Cox	C. Prosinski	D. Landry
10/28 at GB	A. Ross	W. Middleton	C. Prosinski	D. Landry
11/4 vs. DET	D. Cox	A. Ross	C. Prosinski	D. Landry
11/8 vs. IND	A. Ross	D. Cox	C. Prosinski	D. Landry
11/18 at HOU	A. Ross	D. Cox	C. Prosinski	D. Landry
11/25 vs. TEN	A. Ross	D. Cox	D. Lowery	D. Landry
12/2 at BUF	A. Ross	M. Harris	D. Lowery	D. Landry
12/9 vs. NYJ	M. Harris	D. Cox	D. Lowery	D. Landry
12/16 at MIA	M. Harris	D. Cox	D. Lowery	D. Landry

DRIVE ENGINEERING

Drives Ended By:

	Quarterback	No. of Drives Started	TD	Missed FG	FG	Punt	Fum.	Int.	Downs	Safety	End Half	End Game	Pts.	Pts. Per Drive
9/9 at MIN	B. Gabbert	12	2	0	3	4	1	0	1	0	1	0	23	1.9
9/16 vs. HOU	B. Gabbert	11	1	0	0	9	0	0	0	0	1	0	7	0.6
	C. Henne	1	0	0	0	0	1	0	0	0	0	0	0	0.0
9/23 at IND	B. Gabbert	12	2	0	3	6	0	0	0	0	1	0	22	1.8
9/30 vs. CIN	B. Gabbert	10	1	0	1	6	0	1	1	0	0	0	10	1.0
10/7 vs. CHI	B. Gabbert	12	0	0	1	6	1	2	0	0	1	1	3	0.3
10/21 at OAK	B. Gabbert	6	2	0	0	4	0	0	0	0	0	0	14	2.3
	C. Henne	11	0	0	3	5	1	0	1	0	1	0	9	0.8
10/28 at GB	B. Gabbert	13	1	0	3	6	1	0	2	0	0	0	15	1.2
11/4 vs. DET	B. Gabbert	9	2	0	0	4	0	2	0	0	1	0	14	1.6
11/8 vs. IND	B. Gabbert	*10	0	1	1	5	1	1	0	0	0	0	3	0.3
	C. Henne	1	1	0	0	0	0	1	0	0	0	0	7	7.0
11/18 at HOU	B. Gabbert	1	0	0	0	0	1	0	0	0	0	0	0	0.0
	C. Henne	13	4	0	3	5	0	0	1	0	0	0	37	2.9
11/25 vs. TEN	C. Henne	12	3	0	1	5	0	1	1	0	1	0	24	2.0
12/2 at BUF	C. Henne	14	2	0	1	5	1	1	3	0	1	0	18	1.3
12/9 vs. NYJ	C. Henne	13	1	1	1	8	0	2	0	0	1	0	10	0.8
12/16 at MIA	C. Henne	9	0	0	1	5	0	0	3	0	0	0	3	0.3

*=Played first five plays of the 10th drive before getting injured

THIRD DOWN EFFICIENCY

Third Down And:

	1	2	3	4	5	6	7	8	9	10+	Total	Pct.
9/9 at MIN	2-3	1-3	0-1	1-2	1-1	0-0	1-3	1-2	2-2	0-1	9-18	50.0
9/16 vs. HOU	0-0	0-0	0-1	0-1	0-1	0-0	0-0	0-0	0-1	0-5	0-9	0.0
9/23 at IND	2-2	1-1	0-1	0-1	1-1	0-0	0-2	0-2	0-1	0-2	4-13	30.8
9/30 vs. CIN	2-3	0-0	0-0	0-0	0-1	0-3	0-0	0-0	0-0	0-4	2-11	18.2
10/7 vs. CHI	1-1	0-0	0-0	0-1	0-0	0-0	1-4	1-3	0-0	2-4	5-13	38.5
10/21 at OAK	0-2	0-0	0-1	0-0	0-0	1-2	0-2	0-0	0-1	0-7	1-15	6.7
10/28 at GB	0-0	0-0	0-0	1-3	1-2	2-2	0-2	0-1	0-1	1-5	5-16	31.3
11/4 vs. DET	3-3	2-2	1-2	0-2	0-0	0-0	0-0	0-0	0-0	0-2	6-11	54.5
11/8 vs. IND	0-0	0-1	0-1	0-1	0-0	0-0	0-0	0-1	0-0	1-6	1-10	10.0
11/18 at HOU	1-1	0-1	0-0	0-3	1-1	0-0	0-0	0-0	0-0	2-8	4-14	28.6
11/25 vs. TEN	4-4	0-0	0-1	1-2	0-0	0-1	1-1	0-0	1-1	0-4	7-14	50.0
12/2 at BUF	0-1	0-0	0-0	0-0	0-3	0-1	0-0	0-0	0-0	1-5	1-10	10.0
12/9 vs. NYJ	0-3	0-2	0-2	1-1	0-1	0-2	1-1	0-0	0-0	0-4	2-16	12.5
12/16 at MIA	2-2	0-0	2-2	1-3	0-0	0-1	0-0	0-2	0-1	1-4	6-15	40.0
Totals	17-25	4-10	3-12	5-20	4-11	3-12	4-15	2-11	3-8	8-61	53-185	28.6

PERFORMANCE INSIDE THE 20

JACKSONVILLE TDs (14-31-45.2%)

9/9 at MIN	FG, TD, FG
9/16 vs. HOU	TD
9/23 at IND	FG, FG
9/30 vs. CIN	TD, FG
10/7 vs. CHI	FG
10/21 at OAK	TD
10/28 at GB	FG, TD, FG
11/4 vs. DET	TD, TD
11/8 vs. IND	FG, TD
11/18 at HOU	TD, TD, FG
11/25 vs. TEN	TD, TD
12/2 at BUF	FG, TD, TD
12/9 vs. NYJ	Interception, FG
12/16 at MIA	FG, Downs, Downs, Downs

OPPONENTS TDs (32-61-52.5%)

9/9 at MIN	TD, TD, FG, FG
9/16 vs. HOU	FG, TD, TD, TD, FG, End Game
9/23 at IND	TD, Missed FG, FG
9/30 vs. CIN	FG, TD, TD, Fumble, TD, FG, End Game
10/7 vs. CHI	FG, FG, TD
10/21 at OAK	FG, FG, TD, FG, TD
10/28 at GB	TD, Missed FG, TD, FG
11/4 vs. DET	TD, TD, TD, TD
11/8 vs. IND	FG, TD, TD, End Game
11/18 at HOU	TD, TD, FG, Interception, TD, TD, FG
11/25 vs. TEN	FG, TD
12/2 at BUF	TD, TD, FG, TD, End Game
12/9 vs. NYJ	TD, TD
12/16 at MIA	TD, Downs, FG, FG, TD

GOAL-TO-GO SITUATIONS

JACKSONVILLE TDs (10-14-71.4%)

9/9 at MIN	FG, TD
9/16 vs. HOU	TD
9/23 at IND	FG
9/30 vs. CIN	TD
10/7 vs. CHI	n/a
10/21 at OAK	TD
10/28 at GB	FG, TD
11/4 vs. DET	n/a
11/8 vs. IND	TD
11/18 at HOU	TD, FG
11/25 vs. TEN	TD, TD
12/2 at BUF	TD, TD
12/9 vs. NYJ	n/a
12/16 at MIA	Downs

OPPONENTS TDs (22-28-78.6%)

9/9 at MIN	TD, TD, FG
9/16 vs. HOU	TD, TD, TD, End Game
9/23 at IND	TD
9/30 vs. CIN	TD, TD, Fumble
10/7 vs. CHI	FG
10/21 at OAK	FG, TD
10/28 at GB	TD, TD
11/4 vs. DET	TD, TD
11/8 vs. IND	TD, TD
11/18 at HOU	TD, TD, TD, TD, FG
11/25 vs. TEN	TD
12/2 at BUF	TD, TD, End Game
12/9 vs. NYJ	TD, TD
12/16 at MIA	TD, TD

TURNOVERS												
OFFENSE			DEFENSE			SPECIAL TEAMS		OFF.	DEF.	GAME	CUM.	
Giveaways			Takeaways			Give	Take	Take	Give	Net	Tot.	
Fum.	Int.	Total	Fum.	Int.	Total							
9/9 at MIN	1	0	1	1	0	1	0	0	0	0	0	0
9/16 vs. HOU	1	0	1	0	0	0	0	0	0	-1	-1	-1
9/23 at IND	0	0	0	0	1	1	0	0	0	+1	0	0
9/30 vs. CIN	0	1	1	1	1	2	0	0	0	*1	0	0
10/7 vs. CHI	1	2	3	0	1	1	0	0	0	0	-2	-2
10/21 at OAK	1	0	1	1	1	2	0	~1	0	0	+2	0
10/28 at GB	1	0	1	1	0	1	0	0	0	0	0	0
11/4 vs. DET	0	2	2	0	0	0	0	0	0	0	-2	-2
11/8 vs. IND	1	2	3	1	1	2	0	0	0	0	-1	-3
11/18 at HOU	1	0	1	1	2	3	0	0	0	0	+2	-1
11/25 vs. TEN	0	1	1	0	2	2	0	0	0	0	+1	0
12/2 at BUF	1	1	2	0	1	1	0	^1	0	0	0	0
12/9 vs. NYJ	0	2	2	2	0	2	0	0	0	0	0	0
12/16 at MIA	0	0	0	1	0	1	0	0	0	0	+1	+1
Totals	-8	-11	-19	+9	+10	+19	0	+2	0	-1	+1	+1

*=#56 Kyle Bosworth fumbled the interception, recovered by CIN

~=Muffed punt by OAK, recovered by #50 Russell Allen

^=Muffed punt by BUF, recovered by #38 Antwon Blake

FORCED TURNOVERS & RESULTS												
JACKSONVILLE TAKEAWAYS						Points		OPPONENTS TAKEAWAYS				Points
9/9 at MIN	Fumble - FG					3		Fumble - TD				7
9/16 vs. HOU	n/a					0		Fumble - End Game				0
9/23 at IND	Interception - FG					3		n/a				0
9/30 vs. CIN	Interception - Fumble on return, Fumble - FG					3		Fumble - FG, Interception - FG				6
10/7 vs. CHI	Interception - Punt					0		Fumble - Punt, Interception - TD, Interception - TD				14
10/21 at OAK	Fumble - TD, Interception - FG, Fumble - FG					13		Fumble - FG				3
10/28 at GB	Fumble - TD					6		Fumble - Punt				0
11/4 vs. DET	n/a					0		Interception - Punt, Interception - FG				3
11/8 vs. IND	Interception - FG, Fumble - TD					10		Fumble - TD, Interception -TD, Interception - End Game				14
11/18 at HOU	Fumble - TD, Interception - TD, Interception - Downs					14		Fumble - Punt				0
11/25 vs. TEN	Interception - FG, Interception - End Game					3		Interception - FG				3
12/2 at BUF	Interception - FG, Fumble - TD					10		Fumble - FG, Interception - End Game				3
12/9 vs. NYJ	Fumble - FG, Fumble - Punt					3		Interception - Punt, Interception - End Game				0
12/16 at MIA	Fumble - Downs					0		n/a				0
Total Points						68						53

OPPOSING QUARTERBACKS vs. JAGUARS												
Date	Name	No. Series	Att.	Comp.	Yds.	Pct.	TD	Int.	LG	Sacked	Rating	
9/9 at MIN	C. Ponder	12	27	20	270	74.1	0	0	29	2-4	105.5	
9/16 vs. HOU	M. Schaub	12	35	26	195	74.3	0	0	18	0-0	87.2	
9/23 at IND	A. Luck	12	46	22	313	47.8	2	1	40t	0-0	75.7	
9/30 vs. CIN	A. Dalton	12	31	20	244	64.5	2	1	42	0-0	96.7	
10/7 vs. CHI	J. Cutler	9	39	23	292	59.0	2	1	39	1-5	88.8	
10/21 at OAK	C. Palmer	15	46	26	298	56.5	1	1	59	2-16	74.4	
10/28 at GB	A. Rodgers	13	35	22	186	62.9	2	0	31	2-14	95.7	
11/4 vs. DET	M. Stafford	9	33	22	285	66.7	0	0	38	1-0	93.6	
11/8 vs. IND	A. Luck	11	26	18	227	69.2	0	1	44	2-6	80.1	
11/18 at HOU	M. Schaub	16	55	43	527	78.2	5	2	48t	2-23	121.7	
11/25 vs. TEN	J. Locker	12	40	23	261	57.5	1	2	27	1-11	64.7	
12/2 at BUF	R. Fitzpatrick	13	17	9	112	52.9	2	1	51	0-0	88.4	
12/9 vs. NYJ	M. Sanchez	13	19	12	111	63.2	0	0	37	1-7	79.1	
12/16 at MIA	R. Tannehill	10	28	22	220	78.6	2	0	37	1-11	123.2	

WEEK BY WEEK RANKINGS

	OFFENSE						DEFENSE					
	AFC Rankings			NFL Rankings			AFC Rankings			NFL Rankings		
	Tot.	Rush	Pass	Tot.	Rush	Pass	Tot.	Rush	Pass	Tot.	Rush	Pass
Week 1	7	7	7	16	15	17	11	12	10T	23	23	19T
Week 2	16	12	16	32	23	31	11	16	8	23	31	17
Week 3	16	5	16	30	10	31	14	15	9	28	30	21
Week 4	16	9	16	32	15	31	13	15	9	26	30	20
Week 5	16	10	16	32	18	32	15	14	9	30	29	21
Week 6	16	10	16	32	22	32	14	15	10	29	30	23
Week 7	16	12	16	32	25	32	14	14	11	28	29	24
Week 8	16	14	16	32	27	32	12	11	11	25	25	23
Week 9	16	15	16	32	28	32	14	12	13	27	27	25
Week 10	16	15	16	32	30	31	13	14	11	26	29	23
Week 11	16	16	14	32	32	25	16	14	15	31	29	28
Week 12	16	16	14	32	31	26	16	14	15	31	29	28
Week 13	16	16	13	31	32	24	16	16	15	31	31	28
Week 14	16	15	13	31	29	24	16	16	12	31	31	24
Week 15	16	16	13	31	30	24	16	16	12	31	32	24

INACTIVE PLAYERS

9/9 at MIN	G/C Josh Beekman, CB Derek Cox, DE Austen Lane, DT Jeris Pendleton, WR Brian Robiskie, DE George Selvie, LB Daryl Smith
9/16 vs. HOU	OL Cameron Bradfield, OL Eben Britton, CB Derek Cox, RB Rashad Jennings, DE Austen Lane, DE George Selvie, LB Daryl Smith
9/23 at IND	OL Cameron Bradfield, OL Eben Britton, RB Rashad Jennings, DE Austen Lane, DT Jeris Pendleton, DE George Selvie, LB Daryl Smith
9/30 vs. CIN	OL Daniel Baldridge, LB Brandon Marshall, DT Jeris Pendleton, CB Kevin Rutland, DE George Selvie, LB Daryl Smith, OL Herb Taylor
10/7 vs. CHI	DT Jeris Pendleton, WR Laurent Robinson, CB Kevin Rutland, DE George Selvie, WR/RS Micheal Spurlock, LB Daryl Smith, OL Herb Taylor
10/21 at OAK	DE Ryan Davis, DB Dwight Lowery, LB Brandon Marshall, DT Jeris Pendleton, WR Laurent Robinson, LB Daryl Smith, OL Herb Taylor
10/28 at GB	CB Derek Cox, RB Maurice Jones-Drew, DB Dwight Lowery, RB Montell Owens, DT Jeris Pendleton, WR Laurent Robinson, DT D'Anthony Smith
11/4 vs. DET	WR Anthony Armstrong, FB Greg Jones, RB Maurice Jones-Drew, DB Dwight Lowery, CB Rashean Mathis, RB Montell Owens, DT Jeris Pendleton
11/8 vs. IND	WR Anthony Armstrong, FB Greg Jones, RB Maurice Jones-Drew, DB Dwight Lowery, CB Rashean Mathis, DT Jeris Pendleton, C/G Steve Vallos
11/18 at HOU	FB Greg Jones, RB Maurice Jones-Drew, DB Dwight Lowery, CB Rashean Mathis, DT Jeris Pendleton, DT D'Anthony Smith, C/G Steve Vallos
11/25 vs. TEN	S Chris Harris, FB Greg Jones, RB Maurice Jones-Drew, CB William Middleton, DT Jeris Pendleton, DT D'Anthony Smith, C/G Steve Vallos
12/2 at BUF	WR Toney Clemons, CB Derek Cox, RB Maurice Jones-Drew, DE Austen Lane, DT Jeris Pendleton, RB Jordan Todman, C/G Steve Vallos
12/9 vs. NYJ	G/C Mike Brewster, DE John Chick, RB Rashad Jennings, RB Maurice Jones-Drew, CB Aaron Ross, DE George Selvie, WR Cecil Shorts III
12/16 at MIA	DE Andre Branch, WR Quan Cosby, RB Rashad Jennings, RB Maurice Jones-Drew, CB Aaron Ross, DE George Selvie, RB Jordan Todman

GAME CAPTAINS

9/9 at MIN	QB Blaine Gabbert, S Dawan Landry, C Brad Meester, RB Montell Owens, LB Paul Posluszny
9/16 vs. HOU	QB Blaine Gabbert, C Brad Meester, DL Jeremy Mincey, RB Montell Owens, LB Paul Posluszny
9/23 at IND	QB Blaine Gabbert, CB Rashean Mathis, C Brad Meester, RB Montell Owens, LB Paul Posluszny
9/30 vs. CIN	QB Blaine Gabbert, S Dwight Lowery, C Brad Meester, RB Montell Owens, LB Paul Posluszny
10/7 vs. CHI	QB Blaine Gabbert, C Brad Meester, DL C.J. Mosley, RB Montell Owens, LB Paul Posluszny
10/21 at OAK	LB Russell Allen, QB Blaine Gabbert, C Brad Meester, RB Montell Owens, LB Paul Posluszny
10/28 at GB	DT Tyson Alualu, LB Kyle Bosworth, QB Blaine Gabbert, C Brad Meester, LB Paul Posluszny
11/4 vs. DET	DE John Chick, QB Blaine Gabbert, C Brad Meester, LB Paul Posluszny, K Josh Scobee
11/8 vs. IND	QB Blaine Gabbert, DE Austen Lane, C Brad Meester, RB Montell Owens, LB Paul Posluszny
11/18 at HOU	DT Tyson Alualu, QB Blaine Gabbert, C Brad Meester, RB Montell Owens, LB Paul Posluszny
11/25 vs. TEN	TE Marcedes Lewis, DB Dwight Lowery, C Brad Meester, RB Montell Owens, LB Paul Posluszny
12/2 at BUF	QB Chad Henne, S Dawan Landry, C Brad Meester, RB Montell Owens, LB Paul Posluszny
12/9 vs. NYJ	QB Chad Henne, FB Greg Jones, C Brad Meester, DL C.J. Mosley, RB Montell Owens, LB Paul Posluszny
12/16 at MIA	QB Chad Henne, CB Rashean Mathis, C Brad Meester, RB Montell Owens, LB Paul Posluszny

JAGUARS PLAYS OF 30+ YARDS

(Through December 18, 2012)

	1995	1996	1997	1998	1999	2000	2001	2002	2003	2004	2005	2006	2007	2008	2009	2010	2011	2012	Total
Jimmy Smith	2	8	9	12	8	9	4	3	6	9	5								75
Fred Taylor				8	5	4		4	4	6	1	5	5	1					43
Maurice Jones-Drew												6	4	1	6	3	6	1	27
Keenan McCardell		5	7	3	2	5	4												26
Ernest Wilford										3	5	3	2		1				14
Reggie Williams											2	6	3	2					13
Matt Jones											4	4	2	2					12
James Stewart	1	1	4	1	3														10
Willie Jackson	3	5	1																9
Cecil Shorts III																		9	9
Mercedes Lewis												1		1	4	1	1		8
Kyle Brady					1	3		2			1								7
Mike Sims-Walker														1	4	2			7
Pete Mitchell	1	1	1	1				1											5
Dennis Northcutt													2	3					5
Mike Thomas																3	2		5
Justin Blackmon																		5	5
Andre Rison		4																	4
Jason Hill																3	1		4
Reggie Barlow				1	2														3
Damon Jones				1	1		1												3
Rich Griffith	2																		2
Curtis Marsh	2																		2
Mark Brunell		1					1												2
Tavian Banks				1	1														2
Alvis Whitted				1		1													2
Anthony Johnson						2													2
R. Jay Soward						2													2
Patrick Johnson								2											2
Bobby Shaw								2											2
David Garrard								1							1				2
Matthew Hatchette									2										2
Troy Edwards									1	1									2
LaBrandon Toefield									1		1								2
George Wrihster									1				1						2
John Broussard													2						2
Jerry Porter														2					2
Torry Holt															2				2
Zach Miller															1	1			2
Montell Owens														1				1	2
Randy Jordan	1																		1
Natrone Means		1																	1
Stacey Mack							1												1
Kevin Lockett								1											1
Jermaine Lewis									1										1
Marc Edwards									1										1
David Allen									1										1
Todd Yoder										1									1
Brian Jones											1								1
Alvin Pearman											1								1
Greg Estandia													1						1
Jarett Dillard															1				1
Nate Hughes															1				1
Rashad Jennings																1			1
Laurent Robinson																		1	1
Total	12	26	22	29	23	26	11	16	18	20	21	25	22	14	21	14	10	17	347

30+ PLAYS (2003-12)

2012

1.	39t	Blaine Gabbert to Cecil Shorts III.....	9-9-12 at Minnesota
2.	32	Blaine Gabbert to Laurent Robinson.....	9-16-12 vs. Houston
59t		Maurice Jones-Drew run.....	9-23-12 at Indianapolis
3.	80t	Blaine Gabbert to Cecil Shorts III.....	9-23-12 at Indianapolis
4.	34	Blaine Gabbert to Cecil Shorts III.....	10-7-12 vs. Chicago
6.	42t	Blaine Gabbert to Cecil Shorts III.....	10-21-12 at Oakland
7.	36	Blaine Gabbert to Justin Blackmon.....	10-28-12 at Green Bay
8.	35	Blaine Gabbert to Cecil Shorts III.....	10-28-12 at Green Bay
9.	52	Blaine Gabbert to Cecil Shorts III.....	11-8-12 vs. Indianapolis
10.	63	Chad Henne to Justin Blackmon.....	11-18-12 at Houston
11.	67t	Chad Henne to Cecil Shorts III.....	11-18-12 at Houston
12.	39	Chad Henne to Justin Blackmon.....	11-18-12 at Houston
13.	81t	Chad Henne to Justin Blackmon.....	11-18-12 at Houston
14.	59t	Chad Henne to Cecil Shorts III.....	11-25-12 vs. Tennessee
15.	32t	Montell Owens run.....	12-9-12 vs. New York Jets
16.	38	Chad Henne to Justin Blackmon.....	12-16-12 at Miami
17.	30	Chad Henne to Cecil Shorts III.....	12-16-12 at Miami

2011

1.	39	Maurice Jones-Drew run.....	9-25-11 at Carolina
2.	36t	Blaine Gabbert to Mike Thomas.....	9-25-11 at Carolina
3.	47	Blaine Gabbert to Mike Thomas.....	10-2-11 vs. New Orleans
4.	41	Maurice Jones-Drew run.....	10-2-11 vs. New Orleans
5.	74t	Blaine Gabbert to Jason Hill.....	10-9-11 vs. Cincinnati
6.	31	Blaine Gabbert to Maurice Jones-Drew.....	11-27-11 vs. Houston
7.	48	Blaine Gabbert to Maurice Jones-Drew.....	12-5-11 vs. San Diego
8.	62	Blaine Gabbert to Marcedes Lewis.....	12-11-11 vs. Tampa Bay
9.	43	Maurice Jones-Drew run.....	12-15-11 at Atlanta
10.	56	Maurice Jones-Drew run.....	1-1-12 vs. Indianapolis

2010

1.	33	Mike Thomas run.....	10-10-10 at Buffalo
2.	42t	David Garrard to Marcedes Lewis.....	10-31-10 at Dallas
3.	39	David Garrard to Mike Sims-Walker.....	10-31-10 at Dallas
4.	52t	David Garrard to Zach Miller.....	11-14-10 vs. Houston
5.	50t	David Garrard to Mike Thomas.....	11-14-10 vs. Houston
6.	75	David Garrard to Maurice Jones-Drew.....	11-21-10 vs. Cleveland
7.	37	Maurice Jones-Drew run.....	12-5-10 at Tennessee
8.	48t	David Garrard to Jason Hill.....	12-12-10 vs. Oakland
9.	74t	Rashad Jennings run.....	12-12-10 vs. Oakland
10.	30t	Maurice Jones-Drew run.....	12-12-10 vs. Oakland
11.	39	David Garrard to Mike Thomas.....	12-18-10 at Indianapolis
12.	31	David Garrard to Mike Sims-Walker.....	12-26-10 vs. Washington
13.	37	David Garrard to Jason Hill.....	12-26-10 vs. Washington
14.	44	Trent Edwards to Jason Hill.....	1-2-11 at Houston

2009

1.	36	Maurice Jones-Drew run.....	9-20-09 vs. Arizona
2.	34	David Garrard to Mike Sims-Walker.....	9-20-09 vs. Arizona
3.	30	David Garrard run.....	9-28-09 at Houston
4.	61t	Maurice Jones-Drew run.....	9-28-09 at Houston
5.	33t	David Garrard to Marcedes Lewis.....	10-4-09 vs. Tennessee
6.	41	David Garrard to Torry Holt.....	10-18-09 vs. St. Louis
7.	35	David Garrard to Mike Sims-Walker.....	10-18-09 vs. St. Louis
8.	89t	Maurice Jones-Drew run.....	11-1-09 at Tennessee
9.	79t	Maurice Jones-Drew run.....	11-1-09 at Tennessee
10.	33	David Garrard to Jarett Dillard.....	11-8-09 vs. Kansas City
11.	61t	David Garrard to Mike Sims-Walker.....	11-8-09 vs. Kansas City
12.	45	David Garrard to Mike Sims-Walker.....	11-8-09 vs. Kansas City
13.	33t	Maurice Jones-Drew run.....	11-15-09 at New York Jets
14.	33	David Garrard to Marcedes Lewis.....	11-15-09 at New York Jets
15.	35	David Garrard to Marcedes Lewis.....	11-22-09 vs. Buffalo
16.	30	David Garrard to Ernest Wilford.....	11-29-09 at San Francisco
17.	47	David Garrard to Marcedes Lewis.....	12-6-09 vs. Houston
18.	35t	David Garrard to Nate Hughes.....	12-6-09 vs. Houston
19.	62	David Garrard to Zach Miller.....	12-6-09 vs. Houston
20.	63	David Garrard to Torry Holt.....	12-13-09 vs. Miami
21.	30	Maurice Jones-Drew run.....	1-3-10 at Cleveland

2008

1.	33	David Garrard to Matt Jones.....	9-7-08 at Tennessee
2.	34	Fred Taylor run.....	9-21-08 at Indianapolis
3.	41t	Montell Owens run.....	9-28-08 vs. Houston
4.	32	David Garrard to Mike Walker.....	10-5-08 vs. Pittsburgh
5.	46t	Maurice Jones-Drew run.....	10-12-08 at Denver
6.	30t	David Garrard to Marcedes Lewis.....	10-26-08 vs. Cleveland
7.	32	David Garrard to Reggie Williams.....	10-26-08 vs. Cleveland
8.	35	David Garrard to Matt Jones.....	11-2-08 at Cincinnati
9.	31	David Garrard to Jerry Porter.....	11-23-08 vs. Minnesota
10.	30	David Garrard to Reggie Williams.....	12-1-08 at Houston
11.	33	David Garrard to Jerry Porter.....	12-14-08 vs. Green Bay
12.	41	David Garrard to Dennis Northcutt.....	12-14-08 vs. Green Bay
13.	35	David Garrard to Dennis Northcutt.....	12-14-08 vs. Green Bay
14.	30t	David Garrard to Dennis Northcutt.....	12-14-08 vs. Green Bay

2007

1.	47t	David Garrard to John Broussard.....	9-9-07 vs. Tennessee
2.	33	David Garrard to Ernest Wilford.....	9-16-07 vs. Atlanta
3.	52t	Maurice Jones-Drew run.....	10-7-07 at Kansas City
4.	40	David Garrard to Dennis Northcutt.....	10-7-07 at Kansas City
5.	76	Fred Taylor run.....	10-14-07 vs. Houston
6.	57t	Maurice Jones-Drew run.....	10-14-07 vs. Houston
7.	30	Quinn Gray to Greg Estandia.....	10-28-07 at Tampa Bay
8.	80t	Quinn Gray to Reggie Williams.....	11-4-07 at New Orleans
9.	56	Quinn Gray to John Broussard.....	11-4-07 at New Orleans
10.	30	Maurice Jones-Drew run.....	11-11-07 at Tennessee
11.	36t	David Garrard to Reggie Williams.....	11-18-07 vs. San Diego
12.	36	David Garrard to George Wrihster.....	11-18-07 vs. San Diego
13.	50t	Fred Taylor run.....	11-25-07 vs. Buffalo
14.	59t	David Garrard to Reggie Williams.....	11-25-07 vs. Buffalo
15.	35	David Garrard to Ernest Wilford.....	12-2-07 at Indianapolis
16.	80t	Fred Taylor run.....	12-9-07 vs. Carolina
17.	38	Fred Taylor run.....	12-16-07 at Pittsburgh
18.	55t	David Garrard to Dennis Northcutt.....	12-16-07 at Pittsburgh
19.	62t	Fred Taylor run.....	12-23-07 vs. Oakland
20.	43	David Garrard to Maurice Jones-Drew.....	12-23-07 vs. Oakland
21.	37t	David Garrard to Matt Jones.....	12-23-07 vs. Oakland
22.	48	Quinn Gray to Matt Jones.....	12-30-07 at Houston
23.	43t	David Garrard to Maurice Jones-Drew.....	1-5-08 at Pittsburgh
24.	32	David Garrard run.....	1-5-08 at Pittsburgh
25.	34	David Garrard to Marcedes Lewis.....	1-12-08 at New England

2006

1.	30	Byron Leftwich to Ernest Wilford.....	9-10-06 vs. Dallas
2.	48	Byron Leftwich to Reggie Williams.....	9-18-06 vs. Pittsburgh
3.	51t	Byron Leftwich to Maurice Jones-Drew.....	10-1-06 at Washington
4.	35	Byron Leftwich to Reggie Williams.....	10-1-06 at Washington
5.	33	Byron Leftwich to Reggie Williams.....	10-1-06 at Washington
6.	31	Byron Leftwich to Marcedes Lewis.....	10-1-06 at Washington
7.	32	Byron Leftwich to Fred Taylor.....	10-8-06 vs. New York Jets
8.	40	Byron Leftwich to Ernest Wilford.....	10-8-06 vs. New York Jets
9.	32	Fred Taylor run.....	10-22-06 at Houston
10.	40	Maurice Jones-Drew run.....	11-5-06 vs. Tennessee
11.	36	David Garrard to Fred Taylor.....	11-12-06 vs. Houston
12.	49	David Garrard to Matt Jones.....	11-20-06 vs. New York Giants
13.	33	David Garrard to Matt Jones.....	12-3-06 at Miami
14.	32t	Maurice Jones-Drew run.....	12-3-06 at Miami
15.	76	Fred Taylor run.....	12-10-06 vs. Indianapolis
16.	48t	Maurice Jones-Drew run.....	12-10-06 vs. Indianapolis
17.	35	Fred Taylor run.....	12-17-06 at Tennessee
18.	37	David Garrard to Maurice Jones-Drew.....	12-17-06 at Tennessee
19.	35	David Garrard to Reggie Williams.....	12-17-06 at Tennessee
20.	30	David Garrard to Reggie Williams.....	12-17-06 at Tennessee
21.	74t	Maurice Jones-Drew run.....	12-24-06 vs. New England
22.	41	David Garrard to Ernest Wilford.....	12-24-06 vs. New England
23.	33t	David Garrard to Matt Jones.....	12-24-06 vs. New England
24.	39	David Garrard to Matt Jones.....	12-31-06 at Kansas City
25.	32	Quinn Gray to Reggie Williams.....	12-31-06 at Kansas City

2005

1.	45	Byron Leftwich to Jimmy Smith.....	9-11-05 vs. Seattle
2.	30t	Byron Leftwich to Jimmy Smith.....	9-11-05 vs. Seattle
3.	41	Byron Leftwich to Brian Jones.....	9-18-05 at Indianapolis
4.	36t	Byron Leftwich to Jimmy Smith.....	9-25-05 at New York Jets
5.	45t	Byron Leftwich to Jimmy Smith.....	10-2-05 vs. Denver
6.	41	Byron Leftwich to Reggie Williams.....	10-16-05 at Pittsburgh
7.	71t	Fred Taylor run.....	10-30-05 at St. Louis
8.	45	Alvin Pearson run.....	10-30-05 at St. Louis
9.	37	Byron Leftwich to Ernest Wilford.....	10-30-05 at St. Louis
10.	39	Byron Leftwich to Ernest Wilford.....	11-6-05 vs. Houston
11.	32t	Byron Leftwich to Matt Jones.....	11-13-05 vs. Baltimore
12.	36	Byron Leftwich to Matt Jones.....	11-13-05 vs. Baltimore
13.	42	Byron Leftwich to Matt Jones.....	11-13-05 vs. Baltimore
14.	33	Byron Leftwich to Kyle Brady.....	11-20-05 at Tennessee
15.	31	David Garrard to Jimmy Smith.....	12-11-05 vs. Indianapolis
16.	30	David Garrard to Reggie Williams.....	12-18-05 vs. San Francisco
17.	32	David Garrard to Ernest Wilford.....	12-24-05 at Houston
18.	37	David Garrard to Ernest Wilford.....	12-24-05 at Houston
19.	36t	David Garrard to Ernest Wilford.....	12-24-05 at Houston
20.	32t	LaBrandon Toefield run.....	1-1-06 vs. Tennessee
21.	32	David Garrard to Matt Jones.....	1-1-06 vs. Tennessee
22.	41	David Garrard to Matt Jones.....	1-7-06 at New England

2004

1.	45	Byron Leftwich to Jimmy Smith.....	9-12-04 at Buffalo
2.	31	Byron Leftwich to Jimmy Smith.....	9-19-04 vs. Denver
3.	40t	Byron Leftwich to Jimmy Smith.....	10-3-04 vs. Indianapolis
4.	38	Byron Leftwich to Ernest Wilford.....	10-17-04 at San Diego
5.	30	Byron Leftwich to Jimmy Smith.....	10-17-04 vs. Kansas City
6.	64t	Byron Leftwich to Fred Taylor.....	10-24-04 at Indianapolis
7.	65	Byron Leftwich to Jimmy Smith.....	10-24-04 at Indianapolis
8.	31	Byron Leftwich to Fred Taylor.....	11-14-04 vs. Detroit
9.	42	Fred Taylor run.....	11-14-04 vs. Detroit
10.	36t	David Garrard to Jimmy Smith.....	11-14-04 vs. Detroit
11.	31	Fred Taylor run.....	11-28-04 at Minnesota
12.	43	Byron Leftwich to Jimmy Smith.....	11-28-04 at Minnesota
13.	36	Byron Leftwich to Troy Edwards.....	12-05-04 vs. Pittsburgh
14.	56	Byron Leftwich to Todd Yoder.....	12-05-04 vs. Pittsburgh
15.	36	Byron Leftwich to Ernest Wilford.....	12-05-04 vs. Pittsburgh
16.	31t	Byron Leftwich to Jimmy Smith.....	12-12-04 vs. Chicago
17.	46	Fred Taylor run.....	12-19-04 at Green Bay
18.	31t	Byron Leftwich to Jimmy Smith.....	12-19-04 at Green Bay
19.	37t	Fred Taylor run.....	12-19-04 at Green Bay
20.	46	Byron Leftwich to Ernest Wilford.....	1-02-05 at Oakland

2003

1.	65t	Mark Brunell to Jermaine Lewis.....	9-7-03 at Carolina
2.	33t	Mark Brunell to Matthew Hatchette.....	9-7-03 at Carolina
3.	42	Fred Taylor run.....	9-21-03 at Indianapolis
4.	32	LaBrandon Toefield to Marc Edwards.....	9-28-03 at Houston
5.	84t	Byron Leftwich to Troy Edwards.....	9-28-03 at Houston
6.	36	Byron Leftwich to Jimmy Smith.....	10-5-03 vs. San Diego
7.	45	Byron Leftwich to Matthew Hatchette.....	10-5-03 vs. San Diego
8.	60t	Byron Leftwich to Fred Taylor.....	10-5-03 vs. San Diego
9.	31	Byron Leftwich to David Allen.....	10-12-03 vs. Miami
10.	43	Byron Leftwich to Jimmy Smith.....	10-26-03 vs. Tennessee
11.	43	Byron Leftwich to Jimmy Smith.....	11-10-03 vs. Indianapolis
12.	32	Fred Taylor run.....	11-24-03 at New York Jets
13.	30	LaBrandon Toefield run.....	11-30-03 at New York Jets
14.	48t	Byron Leftwich to Jimmy Smith.....	12-7-03 vs. Houston
15.	32t	Byron Leftwich to Jimmy Smith.....	12-7-03 vs. Houston
16.	62	Fred Taylor run.....	12-14-03 at New England
17.	67	Byron Leftwich to Jimmy Smith.....	12-21-03 vs. New Orleans
18.	30	Byron Leftwich to George Wrihster.....	12-21-03 vs. New Orleans

Bold indicates Playoffs

JAGUARS INDIVIDUAL BESTS (Through December 18, 2012)

QUARTERBACKS

7 - CHAD HENNE

Most yards passing

416.....9-12-11 vs. New England
363.....9-26-10 vs. N.Y. Jets
354.....11-18-12 at Houston
349.....12-20-09 at Tennessee
335.....12-6-09 vs. New England
322.....12-27-09 vs. Houston
307.....11-28-10 at Oakland
305.....10-4-10 vs. New England

Career 300+ yard passing games

8.....last 354, 11-18-12 at Houston

Most pass attempts

55.....12-27-09 vs. Houston
52.....12-6-09 vs. New England
49.....9-12-11 vs. New England
46.....12-20-09 at Tennessee
45.....12-19-10 vs. Buffalo

Most pass completions

35.....12-27-09 vs. Houston
33.....12-19-10 vs. Buffalo
30.....9-12-11 vs. New England
29.....3 times, last 12-26-10 vs. Detroit

Longest pass completions

81t.....11-18-12 at Houston
67t.....11-18-12 at Houston
67.....10-25-09 vs. New Orleans
59.....10-12-09 vs. N.Y. Jets
59t.....11-25-12 vs. Tennessee
57.....12-20-09 at Tennessee
57t.....11-28-10 at Oakland
54.....11-14-10 vs. Tennessee

Highest completion pct. (minimum 20 attempts)

85.017/20, 9-21-08 at New England
82.824/29, 10-20-02 vs. Minnesota
82.132/39, 9-30-07 at Buffalo

Highest passer rating (minimum 20 attempts)

130.410-12-09 vs. N.Y. Jets
126.811-18-12 at Houston (did not start)
108.011-25-12 vs. Tennessee
106.09-19-10 at Minnesota
100.311-28-10 at Oakland
93.69-12-11 vs. New England
92.010-4-09 vs. Buffalo
91.71-3-10 vs. Pittsburgh

Most touchdown passes

4.....11-18-12 at Houston
2.....8 times, last 11-25-12 vs. Tennessee

Most interceptions

3.....5 times, last 12-5-10 vs. Cleveland
2.....3 times, last 12-9-12 vs. N.Y. Jets

Most rushing yards

59.....9-12-11 vs. New England
17.....12-5-10 vs. Cleveland

Most rushing attempts

7.....9-12-11 vs. New England
6.....11-7-10 at Baltimore

Longest runs

12.....10-4-09 vs. Buffalo

Most rushing TD

1.....12-13-09 at Jacksonville
1.....9-12-11 vs. New England
1.....12-2-12 at Buffalo

5 - JORDAN PALMER

Most yards passing

30.....12-7-08 at Indianapolis
18.....11-21-10 vs. Buffalo
11.....10-19-08 vs. Pittsburgh

Most pass attempts

6.....12-7-08 at Indianapolis
4.....10-19-08 vs. Pittsburgh
3.....11-21-10 vs. Buffalo

Most pass completions

4.....12-7-08 at Indianapolis
3.....10-19-08 vs. Pittsburgh
3.....11-21-10 vs. Buffalo

Longest pass completions

13.....12-7-08 at Indianapolis
8.....10-19-08 vs. Pittsburgh
7.....11-21-10 vs. Buffalo

Most interceptions

1.....11-30-08 vs. Baltimore
1.....12-7-08 at Indianapolis

Most rushing yards

4.....12-7-08 at Indianapolis

Most rushing attempts

1.....12-7-08 at Indianapolis

Longest runs

4.....12-7-08 at Indianapolis

RUNNING BACKS

23 - RASHAD JENNINGS

Most rushing yards

109.....12-12-10 vs. Oakland
108.....1-2-11 at Houston
59.....10-28-12 at Green Bay
53.....10-4-09 vs. Tennessee
53.....11-28-10 at N.Y. Giants

Career 100+ yard rushing games

2.....last 1-2-11 at Houston

Most attempts

22.....1-2-11 at Houston
21.....10-21-12 at Oakland
17.....10-28-12 at Green Bay
16.....11-25-12 vs. Tennessee
15.....12-26-10 vs. Washington
12.....11-4-12 vs. Detroit

Longest runs

74t.....12-12-10 vs. Oakland
28.....11-8-09 vs. Kansas City
22.....12-27-09 at New England
21.....10-28-12 at Green Bay
19.....11-28-10 at N.Y. Giants

Most rushing touchdowns

1.....6 times, last 11-25-12 vs. Tennessee

Most receptions

7.....12-18-10 at Indianapolis
7.....10-21-12 at Oakland
6.....10-28-12 at Green Bay
4.....3 times, last 1-2-11 at Houston

Most receiving yards

64.....12-18-10 at Indianapolis
58.....10-21-12 at Oakland
56.....10-28-12 at Green Bay
50.....9-19-10 at San Diego
34.....1-2-11 at Houston
31.....1-3-10 at Cleveland

Longest receptions

26.....10-21-12 at Oakland
25.....9-19-10 at San Diego
25.....12-18-10 at Indianapolis
24.....10-28-12 at Green Bay
16.....1-2-11 at Houston
14.....3 times, last 12-26-10 vs. Washington

33 - GREG JONES

Most rushing yards

106.....11-13-05 vs. Baltimore
103.....12-4-05 at Cleveland
78.....11-27-05 at Arizona
77.....10-16-05 at Pittsburgh
71.....12-30-07 at Houston

Career 100+ yard rushing games

2.....last 12-4-05 at Cleveland

Most attempts

27.....12-4-05 at Cleveland
25.....11-13-05 vs. Baltimore
23.....11-27-05 at Arizona
18.....10-16-05 at Pittsburgh
16.....2 times, last 1-2-05 at Oakland

Longest runs

27.....9-18-05 at Indianapolis
25.....10-16-05 at Pittsburgh
25t.....11-27-05 at Arizona
22.....12-4-05 at Cleveland
20.....11-13-05 vs. Baltimore

Most rushing touchdowns

1.....10 times, last 12-24-11 at Tennessee

Most receptions

4.....9-30-12 vs. Cincinnati
3.....12-30-07 at Houston
3.....9-7-08 at Tennessee
3.....10-12-08 at Denver
2.....8 times, last 12-9-12 vs N.Y. Jets

Most receiving yards

28.....9-28-08 vs. Houston
27.....10-14-07 vs. Houston
27.....12-30-07 at Houston
25.....9-30-12 vs. Cincinnati
21.....10-12-08 at Denver

Longest receptions

27.....10-14-07 vs. Houston
22.....9-28-08 vs. Houston
18.....10-28-07 at Tampa Bay
17.....9-21-08 at Indianapolis
15.....10-5-08 vs. Pittsburgh

Most receiving touchdowns

1.....3 times, last 9-7-08 at Tennessee

32 - MAURICE JONES-DREW

Most rushing yards

186.....12-5-10 at Tennessee
177.....11-1-09 at Tennessee
177.....9-23-12 at Indianapolis
169.....1-1-12 vs. Indianapolis
166.....12-10-06 vs. Indianapolis
135.....10-31-10 at Dallas
133.....10-18-09 vs. St. Louis
133.....11-21-10 vs. Cleveland
131.....12-24-06 vs. New England

Most attempts

33.....10-18-09 vs. St. Louis
31.....12-5-10 at Tennessee
30.....10-24-11 vs. Baltimore
29.....11-8-09 vs. Kansas City
28.....9-23-12 at Indianapolis
27.....12-17-09 vs. Indianapolis
27.....10-31-10 at Dallas
27.....12-11-11 vs. Tampa Bay
26.....10-3-10 vs. Indianapolis

Longest runs

80t.....11-1-09 at Tennessee
79t.....11-1-09 at Tennessee
74t.....12-24-06 vs. New England
61t.....9-27-09 at Houston
59t.....9-23-12 at Indianapolis
57t.....10-14-07 vs. Houston
56.....1-1-12 vs. Indianapolis

Most rushing touchdowns

3.....11-9-08 at Detroit
3.....9-27-09 at Houston
3.....10-18-09 vs. St. Louis
2.....9 times, last 12-11-11 vs. Tampa Bay

Most receptions

9.....11-23-08 vs. Minnesota
7.....10-22-06 at Houston
7.....12-7-08 at Chicago
7.....12-18-08 vs. Indianapolis
6.....7 times, last 12-24-11 at Tennessee

Most receiving yards

113.....11-23-08 vs. Minnesota
96.....12-23-07 vs. Oakland
91.....12-5-11 vs. San Diego
87.....11-21-10 vs. Cleveland
74.....10-24-10 at Kansas City
71.....12-18-08 vs. Indianapolis

Longest receptions

75.....11-21-10 vs. Cleveland
51t.....10-1-06 at Washington
48.....12-5-11 vs. San Diego
43.....12-23-07 vs. Oakland
43t.....1-5-08 at Pittsburgh (playoffs)
37.....12-17-06 at Tennessee
31.....11-27-11 vs. Houston
28.....2 times, last 11-26-06 at Buffalo

Most receiving touchdowns

2.....12-11-11 vs. Tampa Bay
1.....10 times, last 9-16-12 vs. Houston

Most combined yards (rush/rec)

220.....11-21-10 vs. Cleveland (133 rush, 87 rec.)
193.....9-23-12 at Indianapolis (177 rush, 16 rec.)
190.....12-5-10 at Tennessee (186 rush, 4 rec.)
188.....12-5-11 vs. San Diego (97 rush, 91 rec.)
184.....10-14-07 vs. Houston (125 rush, 59 rec.)
181.....12-10-06 vs. Indianapolis (166 rush, 15 rec.)
178.....10-18-09 vs. St. Louis (133 rush, 45 rec.)

Most all-purpose yards

303.....12-10-06 vs. Indianapolis (166 rush,15 rec.,122 ret.)
260.....10-14-07 vs. Houston (125 rush, 59 rec., 76 ret.)
244.....9-24-06 at Indianapolis (103 rush, 32 rec., 109 ret.)
233.....11-23-08 vs. Minnesota (4 rush, 113 rec., 115 ret.)
226.....11-26-06 at Buffalo (78 rush, 47 rec.,101 ret.)
220.....11-21-10 vs. Cleveland (133 rush, 87 rec., 0 ret.)

Longest kickoff returns

100t*11-4-07 at New Orleans
96^.....1-5-08 at Pittsburgh (playoffs)
93t.....12-10-06 vs. Indianapolis
65.....10-22-07 vs. Indianapolis
42.....9-9-07 vs. Tennessee
42.....9-23-07 at Denver
41.....12-31-06 at Kansas City

***-Team record ^-Team playoff record**

24 - MONTELL OWENS

Most rushing yards

91.....12-9-12 vs. N.Y. Jets
41.....9-28-08 vs. Houston
29.....12-2-12 at Buffalo
17.....9-11-11 vs. Tennessee
11.....12-5-11 vs. San Diego

Most attempts

14.....12-9-12 vs. N.Y. Jets
11.....12-16-12 at Miami
7.....12-2-12 at Buffalo
5.....12-13-09 vs. Detroit
2.....12-28-08 vs. Jacksonville

Longest runs

41t.....9-28-08 vs. Houston
32t.....12-9-12 vs. N.Y. Jets
12.....12-2-12 at Buffalo
9.....12-5-11 vs. San Diego
8.....11-20-11 at Cleveland
7.....9-11-11 vs. Tennessee

Most rushing touchdowns

1.....9-28-08 vs. Houston
1.....12-18-08 vs. Indianapolis
1.....12-9-12 vs. N.Y. Jets

Most receptions

1.....8 times, last 12-16-12 at Miami

Most receiving yards

11.....12-2-12 at Buffalo
11.....12-9-12 vs. N.Y. Jets
10.....9-21-08 at Indianapolis
8.....9-9-12 at Minnesota
7.....12-28-08 at Baltimore

Longest receptions

11.....12-2-12 at Buffalo
11.....12-9-12 vs. N.Y. Jets
10.....9-21-08 at Indianapolis
8.....9-9-12 at Minnesota
7.....12-28-08 at Baltimore

Most kickoff return yards

30.....12-1-08 at Houston
29.....9-20-09 vs. Arizona
22.....9-12-10 vs. Denver
17.....11-29-09 at San Francisco
13.....9-18-11 at N.Y. Jets

Longest kickoff return

29.....9-20-09 vs. Arizona
22.....9-12-10 vs. Denver
20.....12-1-08 at Houston
17.....11-29-09 at San Francisco
13.....9-18-11 at N.Y. Jets

WIDE RECEIVERS

14 - JUSTIN BLACKMON (R)

Most receptions

7.....11-18-12 at Houston
6.....9-30-12 vs. Cincinnati
6.....12-9-12 vs. N.Y. Jets
6.....12-16-12 at Miami
5.....11-4-12 vs. Detroit
5.....11-25-12 vs. Tennessee
4.....10-28-12 at Green Bay
3.....9-9-12 at Minnesota
3.....10-7-12 vs. Chicago
3.....11-8-12 vs. Indianapolis
1.....9-23-12 at Indianapolis
1.....10-21-12 at Oakland
1.....12-2-12 at Buffalo

Most receiving yards

236.....11-18-12 at Houston
93.....12-16-12 at Miami
67.....10-28-12 at Green Bay
62.....11-25-12 vs. Tennessee
57.....12-9-12 vs. N.Y. Jets
48.....9-30-12 vs. Cincinnati
40.....10-7-12 vs. Chicago
32.....11-4-12 vs. Detroit
25.....11-8-12 vs. Indianapolis
24.....9-9-12 at Minnesota
9.....12-2-12 at Buffalo
7.....2 times, last 10-21-12 at Oakland

Longest reception

81t.....11-18-12 at Houston
63.....11-18-12 at Houston
39.....11-18-12 at Houston
38.....12-16-12 at Miami
36.....10-28-12 at Green Bay

16 - JORDAN SHIPLEY

Most receptions

6.....10-24-10 at Atlanta
5.....9-12-10 at New England
5.....9-19-10 vs. Baltimore
5.....11-21-10 vs. Buffalo
5.....11-25-10 at N.Y. Jets
5.....12-9-12 vs. N.Y. Jets
4.....11-8-10 vs. Pittsburgh
4.....12-5-10 vs. New Orleans

Most receiving yards

131.....10-24-10 at Atlanta
82.....9-12-10 at New England
71.....11-21-10 vs. Buffalo
47.....11-8-10 vs. Pittsburgh
42.....9-19-10 vs. Baltimore

Career 100+ yard receiving games

1.....10-24-10 at Atlanta

Longest receptions

64t.....10-24-10 at Atlanta
51.....9-12-10 at New England
37.....11-21-10 vs. Buffalo

Most receiving touchdowns

1.....10-24-10 at Atlanta
1.....11-25-10 at N.Y. Jets
1.....12-26-10 vs. San Diego

Most punt return yards

10.....9-23-12 at Dallas
5.....11-25-12 vs. Tennessee

Longest punt return

9.....9-23-12 at Dallas

84 - CECIL SHORTS III

Most receptions

8.....10-28-12 at Green Bay
7.....12-2-12 at Buffalo
6.....11-8-12 vs. Indianapolis
6.....12-16-12 at Miami
4.....9-9-12 at Minnesota
4.....10-21-12 at Oakland
4.....11-25-12 vs. Tennessee

Most receiving yards

116.....10-28-12 at Green Bay
105.....11-8-12 vs. Indianapolis
105.....11-25-12 vs. Tennessee
101.....12-16-12 at Miami
81.....11-18-12 at Houston
80.....9-23-12 at Indianapolis
79.....10-21-12 at Oakland

Longest receptions

80t.....9-23-12 at Indianapolis
67t.....11-18-12 at Houston
59t.....11-25-12 vs. Tennessee
52.....11-8-12 vs. Indianapolis
42t.....10-21-12 at Oakland
39t.....9-9-12 at Minnesota

Most receiving touchdowns

1.....8 times, last 12-2-12 at Buffalo

Most kickoff return yards

63.....12-5-11 vs. San Diego
19.....12-11-11 vs. Tampa Bay

Longest kickoff return

23.....12-5-11 vs. San Diego
19.....12-11-11 vs. Tampa Bay

Most punt return yards

31.....9-11-11 vs. Tennessee
7.....2 times, last 10-16-11 at Pittsburgh

Longest punt return

27.....9-11-11 vs. Tennessee
7.....10-16-11 at Pittsburgh
6.....9-18-11 at N.Y. Jets

TIGHT ENDS

89 - MARCEDES LEWIS

Most receptions

7.....11-20-11 at Cleveland
6.....12-18-08 vs. Indianapolis
6.....12-18-10 at Indianapolis
5.....7 times, last 10-7-12 vs. Chicago

Most receiving yards

77.....12-11-11 vs. Tampa Bay
76.....10-4-09 vs. Tennessee
74.....1-12-08 at New England (playoffs)
70.....11-22-09 vs. Buffalo
70.....9-19-10 at San Diego
68.....12-2-12 at Buffalo
66.....11-21-10 vs. Cleveland
64.....11-9-08 at Detroit
64.....10-12-08 at Denver
64.....11-20-11 at Cleveland
63.....12-18-10 at Indianapolis
62.....9-20-09 vs. Arizona

Longest receptions

62.....12-11-11 vs. Tampa Bay
47.....12-6-09 vs. Houston
42t.....10-31-10 at Dallas
35.....11-22-09 vs. Buffalo
34.....1-12-08 at New England (playoffs)
33t.....10-4-09 vs. Tennessee
33.....11-15-09 at N.Y. Jets
31.....10-1-06 at Washington
30t.....10-12-08 at Denver
29.....2 times, last 10-4-09 vs. Tennessee

Most receiving touchdowns

2.....9-12-10 vs. Denver
2.....10-10-10 at Buffalo
2.....10-31-10 at Dallas
2.....11-18-12 at Houston
1.....13 times, last 9-30-12 vs. Cincinnati

88 - ZACH POTTER

Most receptions

3.....12-5-11 vs. San Diego
2.....12-26-10 vs. Washington
1.....4 times, last 12-24-11 at Tennessee

Most receiving yards

24.....12-5-11 vs. San Diego
22.....12-24-11 at Tennessee
14.....12-26-10 vs. Washington
10.....10-24-10 at Kansas City

Longest receptions

22.....12-24-11 at Tennessee
10.....10-24-10 at Kansas City

DEFENSIVE LINE

93 - TYSON ALVALU

Most sacks

1.0.....9-12-10 vs. Denver
1.0.....10-31-10 at Dallas
1.0.....11-21-10 vs. Cleveland
1.0.....10-16-11 at Pittsburgh
1.0.....12-11-11 vs. Tampa Bay
1.0.....9-9-12 at Minnesota
1.0.....11-8-12 vs. Indianapolis
1.0.....12-16-12 at Miami
0.5.....9-26-10 vs. Philadelphia
0.5.....11-20-11 at Cleveland

Most forced fumbles

1.....12-11-11 vs. Tampa Bay

Most fumble recoveries

1.....11-13-11 at Indianapolis

58 - JASON BABIN

Most sacks

3.0.....10-2-11 vs. San Francisco
3.0.....12-11-11 at Miami
3.0.....12-18-11 vs. N.Y. Jets
2.0.....8 times, last 12-1-11 at Seattle
1.5.....2 times, last 9-23-12 at Arizona

Most forced fumbles

1.....11 times, last 12-16-12 at Miami

Most fumble recoveries

1.....3 times, last 12-9-12 vs. N.Y. Jets

97 - JOHN CHICK

Most sacks

1.0.....10-9-11 vs. Cincinnati
1.0.....10-16-11 at Pittsburgh
0.5.....11-13-11 at Indianapolis

Most forced fumbles

1.....10-16-11 at Pittsburgh

Most fumble recoveries

1.....11-18-12 at Houston

96 - TERRANCE KNIGHTON

Most interceptions

1.....10-31-10 at Dallas

Most sacks

1.5.....9-26-10 vs. Philadelphia
1.0.....12-13-09 vs. Miami
1.0.....10-10-10 at Buffalo
1.0.....9-9-12 at Minnesota
1.0.....10-21-12 at Oakland
0.5.....4 times, last 11-21-10 vs. Cleveland

Most forced fumbles

1.....11-22-09 vs. Buffalo
1.....9-9-12 at Minnesota
1.....10-21-12 at Oakland

Most fumble recoveries

1.....12-13-09 vs. Miami

92 - AUSTEN LANE

Most sacks

1.0.....10-2-11 vs. New Orleans
1.0.....10-7-12 vs. Chicago
1.0.....11-8-12 vs. Indianapolis

Most forced fumbles

1.....11-8-12 vs. Indianapolis

94 - JEREMY MINCEY

Most sacks

2.5.....11-13-11 at Indianapolis
2.5.....1-1-12 vs. Indianapolis
2.0.....11-21-10 vs. Cleveland
1.0.....10 times, last 10-28-12 at Green Bay
0.5.....11-11-07 at Tennessee
0.5.....12-30-07 at Houston

Most forced fumbles

2.....1-1-12 vs. Indianapolis
2.....9-30-12 vs. Cincinnati
1.....10-24-11 vs. Baltimore
1.....11-13-11 at Indianapolis

Most fumble recoveries

1.....11-8-12 vs. Indianapolis

99 - C.J. MOSLEY

Most sacks

2.0.....11-27-05 vs. Cleveland
2.0.....11-18-12 at Houston
1.0.....6 times, last 10-30-11 at Houston
0.5.....2 times, last 11-2-08 at Buffalo

Most forced fumbles

1.....5 times, last 11-18-12 at Houston

Most fumble recoveries

1.....9-9-12 at Minnesota
1.....9-30-12 vs. Cincinnati
1.....10-21-12 at Oakland

91 - GEORGE SELVIE

Most sacks

1.0.....10-10-10 at Detroit
1.0.....11-4-12 vs. Detroit
0.5.....10-3-10 vs. Seattle
0.5.....1-1-12 vs. Indianapolis

Most fumble recoveries

1.....1-1-12 vs. Indianapolis

LINEBACKERS

50 - RUSSELL ALLEN

Most interceptions

1.....1-1-12 vs. Indianapolis

Most sacks

0.5.....11-20-11 at Cleveland

Most forced fumbles

1.....11-27-11 vs. Houston
1.....12-11-11 vs. Tampa Bay

Most fumble recoveries

1.....12-13-09 vs. Miami

56 - KYLE BOSWORTH

Most interceptions

1.....9-30-12 vs. Cincinnati

Longest interception return

10.....9-30-12 vs. Cincinnati
.....(fumbled away at end)

51 - PAUL POSLUSZNY

Most interceptions

1.....12-14-08 at N.Y. Jets
1.....10-18-09 at N.Y. Jets
1.....12-13-09 at Kansas City
1.....12-20-09 vs. New England
1.....11-13-11 at Indianapolis
1.....12-11-11 vs. Tampa Bay
1.....9-23-12 at Indianapolis
1.....11-18-12 at Houston
1.....12-2-12 at Buffalo

Most sacks

1.0.....12-3-09 vs. N.Y. Jets
1.0.....9-12-10 vs. Miami
1.0.....12-5-10 at Minnesota
1.0.....10-2-11 vs. New Orleans
1.0.....11-20-11 at Cleveland
0.5.....11-13-11 at Indianapolis

Most forced fumbles

1.....10-26-08 at Miami
1.....11-1-06 vs. Houston
1.....11-22-09 at Jacksonville
1.....12-3-09 vs. N.Y. Jets
1.....11-27-11 vs. Houston
1.....11-18-12 at Houston

Most fumble recoveries

1.....9-21-08 vs. Oakland

52 - DARYL SMITH

Most interceptions

1.....10-3-04 vs. Indianapolis
1.....9-11-05 vs. Seattle
1.....12-31-06 at Kansas City
1.....12-17-09 vs. Indianapolis
1.....9-12-10 vs. Denver
1.....10-2-11 vs. New Orleans

Most sacks

1.5.....11-9-08 at Detroit
1.5.....11-8-09 vs. Kansas City
1.5.....11-21-10 vs. Cleveland
1.0.....16 times, last 12-11-11 vs. Tampa Bay

Most forced fumbles

1.....9 times, last 12-11-11 vs. Tampa Bay

Most fumble recoveries

1.....12-19-4 at Green Bay (0 yards)
1.....10-14-07 vs. Houston (77t yards)
1.....12-9-07 vs. Carolina (0 yards)
1.....9-27-09 at Houston (touchback)
1.....12-27-09 at New England (0 yards)

Most safeties

1.....12-12-04 vs. Chicago

DEFENSIVE BACKS

21 - DEREK COX

Most interceptions

2.....10-31-10 at Dallas
1.....9 times, last 11-18-12 at Houston

Most forced fumbles

1.....12-9-12 vs. N.Y. Jets

Most fumble recoveries

1.....9-13-09 at Indianapolis (5 yards)

20 - MIKE HARRIS (R)

Most interceptions

1.....11-25-12 vs. Tennessee

Most sacks

1.0.....11-25-12 vs. Tennessee

26 - DAWAN LANDRY

Most interceptions

2.....10-29-06 at New Orleans
1.....9 times, last 11-20-11 at Cleveland
1.....1-10-10 at New England (playoffs)
1.....1-9-11 at Kansas City (playoffs)
1.....11-8-12 vs. Indianapolis

Longest interception return

67.....1-10-10 at New England (playoffs)
48t.....11-16-09 at Cleveland
37.....12-17-06 vs. Cleveland
36.....12-24-06 at Pittsburgh
28.....11-20-11 at Cleveland
27.....9-27-09 vs. Cleveland

Most touchdowns

1.....10-29-06 at New Orleans
.....12-yd. Interception return
1.....11-16-09 at Cleveland
.....48-yd. Interception return
1.....11-21-10 at Carolina
.....23-yd. fumble return

Most sacks

1.0.....5 times, last 9-26-10 vs. Cleveland
0.5.....11-13-11 at Indianapolis
0.5.....1-15-11 at Pittsburgh (playoffs)

Most forced fumbles

1.....12-20-09 vs. Chicago
1.....12-13-10 at Houston
1.....10-30-11 at Houston

Most fumble recoveries

1.....9-13-10 at N.Y. Jets
1.....12-24-11 at Tennessee

25 - DWIGHT LOWERY

Most interceptions

1.....11-30-08 vs. Denver
1.....10-18-09 vs. Buffalo
1.....12-27-09 at Indianapolis
1.....1-3-10 vs. Cincinnati
1.....10-11-10 vs. Minnesota
1.....12-26-10 at Chicago
1.....1-2-11 vs. Buffalo
1.....9-11-11 vs. Tennessee
1.....10-9-11 vs. Cincinnati
1.....11-25-12 vs. Tennessee

Longest interception return

41.....1-2-11 vs. Buffalo
34.....1-3-10 vs. Cincinnati
26t.....10-11-10 vs. Minnesota
20t.....12-26-10 at Chicago

Most touchdowns

1.....10-11-10 vs. Minnesota
.....26-yd. Interception return
1.....12-26-10 at Chicago
.....20-yd. Interception return

Most sacks

1.0.....10-3-10 at Buffalo
1.0.....10-31-10 vs. Green Bay
1.0.....10-24-11 vs. Baltimore

Most forced fumbles

2.....12-21-08 at Seattle
1.....9-28-08 vs. Arizona
1.....11-2-08 at Buffalo
1.....11-9-08 vs. St. Louis

Most fumble recoveries

1.....10-4-06 at New Orleans
1.....10-17-10 at Denver
1.....1-2-11 vs. Buffalo
1.....10-30-11 at Houston

27 - RASHEAN MATHIS

Most interceptions

2.....12-19-04 at Green Bay
2.....10-30-05 at St. Louis
2.....9-18-06 vs. Pittsburgh
2.....11-5-06 vs. Tennessee
2.....1-5-08 at Pittsburgh (playoffs)
1.....22 times, last 9-18-11 at N.Y. Jets

Longest interception return

72t.....10-5-08 vs. Pittsburgh
63t.....1-5-08 at Pittsburgh (playoffs)
61t.....9-21-08 at Indianapolis
55.....11-5-06 vs. Tennessee
41t.....10-16-05 at Pittsburgh
29.....11-15-09 at N.Y. Jets
28.....10-1-06 at Washington
24.....10-31-10 at Dallas
23.....9-9-07 vs. Tennessee
21.....3 times, last 9-18-06 vs. Pittsburgh

Most touchdowns

1.....10-16-05 at Pittsburgh
.....41-yd. Interception return
1.....9-21-08 at Indianapolis
.....61-yd. Interception return
1.....10-5-08 vs. Pittsburgh
.....72-yd. Interception return
1.....1-5-08 at Pittsburgh (playoffs)
.....63-yd. Interception return

Most sacks

1.0.....11-23-08 vs. Minnesota

Most forced fumbles

1.....9-23-07 at Denver
1.....9-20-09 vs. Arizona
1.....11-15-09 at N.Y. Jets

Most fumble recoveries

1.....5 times, last 10-24-11 vs. Baltimore

Most blocked field goals

1.....10-2-05 vs. Denver

42 - CHRIS PROSINSKI

Most fumble recoveries

1.....11-27-11 vs. Houston

31 - AARON ROSS

Most interceptions

2.....10-7-07 vs. N.Y. Jets
2.....11-16-08 vs. Baltimore
2.....9-25-11 at Philadelphia
1.....4 times, last 11-20-11 vs. Philadelphia

Longest interception return

50t.....11-16-08 vs. Baltimore
43t.....10-7-07 vs. N.Y. Jets

Most touchdowns

1.....10-7-07 vs. N.Y. Jets
.....43-yard int return TD
1.....11-16-08 vs. Baltimore
.....50-yard int return TD

Most sacks

1.0.....10-21-07 vs. San Francisco
1.0.....10-3-10 vs. Chicago
0.5.....10-15-07 at Atlanta

Most fumble recoveries

1.....10-4-06 at New Orleans
1.....10-17-10 at Denver
1.....1-2-11 vs. Buffalo
1.....10-30-11 at Houston

Most punt return yards

30.....10-2-11 at Arizona
28.....10-30-11 vs. Miami
24.....1-2-11 at Washington
17.....10-16-11 vs. Buffalo

Longest punt return

18.....10-2-11 at Arizona
17.....10-16-11 vs. Buffalo
14.....1-2-11 at Washington

10 - JOSH SCOBEE - KICKER

Most points

18.....11-25-07 vs. Buffalo
18.....10-10-10 at Buffalo
14.....9-11-05 vs. Seattle
14.....11-20-06 vs. N.Y. Giants
14.....12-10-06 vs. Indianapolis
13.....11-5-06 vs. Tennessee
13.....12-9-07 vs. Carolina
13.....10-4-09 vs. Tennessee
13.....1-1-12 vs. Indianapolis
12.....11-13-05 vs. Baltimore
12.....10-1-06 at Washington
12.....9-28-08 vs. Houston
12.....10-24-11 vs. Baltimore
11.....10-9-05 vs. Cincinnati
11.....10-8-06 vs. N.Y. Jets
11.....9-21-08 at Indianapolis
11.....12-6-09 vs. Houston
11.....10-21-12 at Oakland

Extra points made

7.....12-23-07 vs. Oakland
5.....10-8-05 vs. N.Y. Jets
5.....12-24-05 at Houston
5.....12-10-06 vs. Indianapolis
5.....11-9-08 at Detroit
5.....12-12-10 vs. Oakland
5.....12-11-11 vs. Tampa Bay
4.....6 times, last 12-17-09 vs. Indianapolis
4.....1-5-08 at Pittsburgh (playoffs)

Field goals made

5.....11-25-07 vs. Buffalo
5.....10-10-10 at Buffalo
4.....10-24-04 at Indianapolis
4.....9-11-05 vs. Seattle
4.....11-20-06 vs. N.Y. Giants
4.....10-24-11 vs. Baltimore
4.....1-1-12 vs. Indianapolis
3.....17 times, last 10-28-12 at Green Bay

Field goals attempted

5.....12-5-04 vs. Pittsburgh
5.....9-11-05 vs. Seattle
5.....11-25-07 vs. Buffalo
5.....10-10-10 at Buffalo

Longest field goal

59.....10-3-10 vs. Indianapolis
55.....9-19-11 at N.Y. Jets
54.....10-24-11 vs. Baltimore
54.....10-24-11 vs. Baltimore
53.....10-24-04 at Indianapolis
53.....10-9-05 vs. Cincinnati
53.....10-26-08 vs. Cleveland
53.....9-25-11 at Carolina
52.....11-3-08 at Cincinnati
52.....9-27-09 at Houston
51.....10-9-05 vs. Cincinnati
51.....9-21-08 at Indianapolis
51.....12-6-09 vs. Houston
51.....9-26-10 vs. Philadelphia

51.....10-24-11 vs. Baltimore
50.....9-14-08 vs. Buffalo
50.....10-4-09 vs. Tennessee
50.....12-17-09 vs. Indianapolis
50.....10-21-12 at Oakland
49.....10-10-10 at Buffalo
49.....10-10-10 at Buffalo
48.....10 times, last 9-11-11 vs. Tennessee
47.....12-2-07 at Indianapolis
47.....1-3-10 at Cleveland
47.....11-21-10 at Cleveland
47.....9-9-12 at Minnesota
47.....9-23-12 at Indianapolis
46.....6 times, last 10-16-11 at Pittsburgh

Longest streak FG made

20.....11-27-11 to 11-4-12
15.....10-1-06 to 11-20-06
15.....9-11-11 to 11-13-11
14.....9-12-10 to 11-14-10
11.....9-7-08 to 10-12-08
8.....12-31-06 to 11-25-07
7.....9-18-05 to 10-16-05
7.....11-8-12 to 12-9-12
5.....12-2-07 to 12-16-07
5.....10-26-08 to 11-23-08
4.....10-24-04 to 10-31-04
4.....12-10-06 to 12-17-06
4.....12-06-09 to 12-13-09

19 - BRYAN ANGER (R) - PUNTER

Most punts

9.....9-16-12 vs. Houston
9.....10-21-12 at Oakland
8.....12-9-12 vs. N.Y. Jets
8.....9-23-12 at Indianapolis
6.....9-30-12 vs. Cincinnati
6.....10-7-12 vs. Chicago
5.....10-28-12 at Green Bay
5.....11-8-12 vs. Indianapolis
5.....11-25-12 vs. Tennessee
5.....12-2-12 at Buffalo
5.....12-16-12 at Miami
4.....9-9-12 at Minnesota
4.....11-4-12 vs. Detroit

Longest punt

73.....11-4-12 vs. Detroit
66.....9-23-12 at Indianapolis
65.....10-7-12 vs. Chicago
65.....11-25-12 vs. Tennessee
62.....11-18-12 at Houston
61.....9-30-12 vs. Cincinnati
60.....9-23-12 at Indianapolis
59.....9-16-12 vs. Houston
58.....9-16-12 vs. Houston
57.....7 times, last 11-8-12 vs. Indianapolis

Best average (gross)

53.5.....9-9-12 at Minnesota
53.5.....9-23-12 at Indianapolis
51.3.....9-16-12 vs. Houston
50.5.....11-4-12 vs. Detroit
49.2.....9-30-12 vs. Cincinnati
48.5.....10-7-12 vs. Chicago
48.4.....11-18-12 at Houston
47.4.....12-16-12 at Miami
47.2.....11-8-12 vs. Indianapolis
47.0.....11-25-12 vs. Tennessee
45.4.....12-9-12 vs. N.Y. Jets
42.1.....10-21-12 at Oakland
41.6.....12-2-12 at Buffalo
40.6.....10-28-12 at Green Bay

Best average (net)

50.5.....11-4-12 vs. Detroit
47.4.....12-16-12 at Miami
47.2.....10-7-12 vs. Chicago
47.0.....11-25-12 vs. Tennessee
45.3.....9-23-12 at Indianapolis
44.8.....11-8-12 vs. Indianapolis
43.1.....12-9-12 vs. N.Y. Jets
43.0.....9-9-12 at Minnesota
42.8.....9-16-12 vs. Houston
40.3.....9-30-12 vs. Cincinnati
39.3.....12-2-12 at Buffalo
39.2.....10-21-12 at Oakland
33.2.....11-18-12 at Houston
30.5.....10-28-12 at Green Bay

JACKSONVILLE JAGUARS 2012 OFFENSE GAME-BY-GAME

			FIRST DOWNS				3 RD	TOT. OFFENSE			RUSHING				PASSING				PUNTS				PEN.	FUM.	Tot.	Tot.											
Wk.	Date	Opp		Tot	Run	Pass	Pen	DOWN	Yards	Plays	Avg.	Yards	Att.	Avg.	Net	Sacks	Gross	Att./	Cmp./	Int.	Avg.	Yards	Lost	Pts.	TD	Rn	Ps	Rt	Sfty	PAT	2PT	FGs	T.O.P.				
1	9/9 at MIN	[L]	22	7	12	3	9/18	355	75	4.7	113	34	3.3	242	2-18	260	39/	23/	0	4-53.5	4-25	3-1	23	2	0	2	0	0	0	0/1	1/1	3/3	37:49				
2	9/16 vs. HOU	[L]	9	3	4	2	0/9	117	38	3.1	65	14	4.6	52	3-24	76	21/	9/	0	9-51.3	8-71	1-1	7	1	0	1	0	0	1/1	-	0/0	16:43					
3	9/23 at IND	[W]	15	10	3	2	4/13	333	54	6.2	185	32	5.8	148	1-7	155	21/	10/	0	6-53.5	6-67	2-0	22	2	1	1	0	0	1/1	0/1	3/3	27:36					
4	9/30 vs. CIN	[L]	17	5	11	1	2/11	212	58	3.7	69	18	3.8	143	6-43	186	34/	23/	1	6-49.2	3-37	1-1	10	1	0	1	0	0	1/1	-	1/1	28:41					
5	10/7 vs. CHI	[L]	10	3	5	2	5/13	189	53	3.6	60	17	3.5	129	3-13	142	33/	17/	2	6-48.5	6-49	1-1	3	0	0	0	0	0	0/0	-	1/1	24:00					
7	10/21 at OAK	[L]	10	3	6	1	1/15	209	61	3.4	54	26	2.1	155	3-26	181	32/	17/	0	9-42.1	6-92	1-1	23	2	1	1	0	0	2/2	-	3/3	30:05					
8	10/28 at GB	[L]	18	1	14	3	5/16	341	71	4.8	62	20	3.1	279	2-24	303	49/	27/	0	6-33.8	7-77	3-1	15	1	0	1	0	0	0/0	0/1	3/3	30:48					
9	11/4 vs. DET	[L]	19	6	11	2	6/11	279	59	4.7	64	20	3.2	215	1-5	220	38/	27/	2	4-50.5	3-40	0-0	14	2	0	2	0	0	0/0	1/2	0/0	24:30					
10	11/8 vs. IND	[L]	20	2	14	4	1/10	337	63	5.3	37	12	3.1	300	4-30	330	47/	28/	2	5-47.2	10-115	1-1	10	1	0	1	0	0	1/1	-	1/2	24:14					
11	11/18 at HOU	[L]	17	4	12	1	4/14	458	66	6.9	86	29	3.0	372	2-6	378	35/	18/	0	5-48.4	6-54	1-1	37	4	0	4	0	0	4/4	-	3/3	31:19					
12	11/25 vs. TEN	[W]	19	8	9	2	7/14	321	60	5.4	100	27	3.7	221	7-40	261	26/	17/	1	5-47.0	5-30	0-0	24	3	1	2	0	0	3/3	-	1/1	29:23					
13	12/2 at BUF	[L]	21	4	10	7	1/10	236	63	3.7	50	18	2.8	186	3-6	202	42/	19/	1	5-41.6	8-74	3-1	18	2	1	1	0	0	1/1	1/1	1/1	24:51					
14	12/9 vs. NYJ	[L]	16	5	10	1	2/16	291	70	4.2	123	24	5.1	168	3-17	185	43/	21/	2	8-45.4	7-54	0-0	10	1	1	0	0	0	1/1	-	1/2	29:29					
15	12/16 at MIA	[L]	13	3	9	1	6/15	299	57	5.2	86	21	4.1	213	2-8	221	34/	18/	0	5-47.4	10-88	2-0	3	0	0	0	0	0	0/0	-	1/1	24:22					
TOTALS			2-12	226	64	32	53/185	3,977	848	4.7	1,154	312	3.7	2,823	42-277	3,100	494/	274/	11	83-46.9	89-873	19-9	219	22	5	17	0	0	15/16	3/6	22/24	26:47					

JACKSONVILLE JAGUARS 2012 DEFENSE GAME-BY-GAME

			FIRST DOWNS				3 RD	TOT. OFFENSE			RUSHING				PASSING				PUNTS		PEN.	FUM.	Tot.	Tot.										
Wk.	Date	Opp		Tot	Run	Pass	Pen	DOWN	Yards	Plays	Avg.	Yards	Att.	Avg.	Net	Sacks	Gross	Att./	Cmp./	Int.	Avg.	Yards	Lost	Pts.	TD	Rn	Ps	Rt	Sfty	PAT		2PT	FGs	T.O.P.
1	9/9 at MIN	[L]		20	6	14	0	2/10	389	58	6.7	123	29	4.2	266	2-4	270	27/	20/	0	5-48.5	5-47	1-1	26	2	2	0	0	0	2/2	-	4/4	27:45	
2	9/16 vs. HOU	[L]		28	16	11	1	8/17	411	83	5.0	216	48	4.5	195	0-0	195	35/	26/	0	6-49.8	10-64	1-0	27	3	3	0	0	0	3/3	-	2/2	43:17	
3	9/23 at IND	[W]		23	6	15	2	10/19	437	75	5.8	124	29	4.3	313	0-0	313	46/	22/	1	6-46.7	11-106	0-0	17	2	0	2	0	0	2/2	-	1/2	32:24	
4	9/30 vs. CIN	[L]		20	6	12	2	2/11	382	65	5.9	138	34	4.1	244	0-0	244	31/	20/	1	3-47.7	6-50	2-1	27	3	1	2	0	0	3/3	-	2/2	31:19	
5	10/7 vs. CHI	[L]		26	9	16	1	10/17	501	73	6.9	214	33	6.5	287	1-5	292	39/	23/	1	3-40.7	12-80	0-0	41	5	1	2	2	0	5/5	-	2/2	36:00	
7	10/21 at OAK	[L]		20	8	9	3	6/17	351	74	4.7	69	26	2.7	282	2-16	298	46/	26/	1	6-44.0	9-58	4-2	26	2	1	1	0	0	2/2	-	4/5	32:01	
8	10/28 at GB	[L]		20	5	9	6	5/13	238	64	3.7	66	26	2.5	172	2-14	186	36/	22/	0	5-45.0	5-33	1-1	24	3	0	2	1	0	3/3	-	1/2	29:12	
9	11/4 vs. DET	[L]		26	8	16	2	8/12	434	68	6.4	149	34	4.4	285	1-0	285	33/	22/	0	2-49.5	5-42	0-0	31	4	4	0	0	0	4/4	-	1/2	35:30	
10	11/8 vs. IND	[L]		24	11	10	3	3/11	359	65	5.5	138	37	3.7	221	2-6	227	26/	18/	1	3-45.0	6-40	1-1	27	3	2	0	1	0	3/3	-	2/2	35:46	
11	11/18 at HOU	[L]		39	10	26	3	4/11	653	92	7.1	149	35	4.3	504	2-23	527	55/	43/	2	3-37.0	2-20	2-1	43	5	0	5	0	0	4/4	-	3/5	41:40	
12	11/25 vs. TEN	[W]		20	3	15	2	6/15	360	70	5.1	110	29	3.8	250	1-11	261	40/	23/	2	4-50.3	6-42	1-0	19	1	0	1	0	0	1/1	-	4/5	30:37	
13	12/2 at BUF	[L]		20	14	5	1	5/12	344	63	5.5	232	46	5.0	112	0-0	112	17/	9/	1	4-44.5	9-100	1-1	34	4	2	2	0	0	4/4	-	2/2	35:09	
14	12/9 vs. NYJ	[L]		17	11	4	2	4/13	270	62	4.4	166	42	4.0	104	1-7	111	19/	12/	0	7-46.6	1-15	2-2	17	2	2	0	0	0	2/2	-	1/1	30:31	
15	12/16 at MIA	[L]		26	8	13	5	6/11	389	66	5.9	180	36	5.0	209	1-11	220	29/	22/	0	1-63.0	5-41	1-1	24	2	0	2	0	0	1/1	1/1	3/3	35:38	
TOTALS				2-12	329	121	175	33	79/189	5,518	978	5.6	2,074	484	4.3	3,444	15-97	3,541	479/	308/	10	58-46.3	92-738	17-11	383	41	18	19	4	0	39/39	1/1	32/39	33:13

JACKSONVILLE JAGUARS 2011 OFFENSE GAME-BY-GAME

Wk.	Date	Opp	FIRST DOWNS				3 RD	TOT. OFFENSE			RUSHING				PASSING				PUNTS	PEN.	FUM.	Tot.		Tot.											
			Tot	Run	Pass	Pen	DOWN	Yards	Plays	Avg.	Yards	Att.	Avg.	Net	Sacks	Gross	Att./	Cmp./	Int.	Avg.	Yards	Lost	Pts.	TD	Rn	Ps	Rt	Sfty	PAT	2PT	FGs	T.O.P.			
1	9/11 vs. TEN	[W]	20	10	9	1	9/18	323	73	4.4	163	47	3.5	160	2-15	175	24/	17/	0	5-43.6	5-39	2-1	16	1	1	0	0	0	1/1	-	3/3	39:38			
2	9/18 at NYJ	[L]	11	5	6	0	3/12	203	54	3.8	112	27	4.1	91	2-20	111	25/	11/	4	5-40.6	4-50	0-0	3	0	0	0	0	0	0/0	-	1/1	26:37			
3	9/25 at CAR	[L]	13	7	4	2	3/14	257	57	4.5	128	34	3.8	129	2-10	139	21/	12/	1	6-39	8-60	5-0	10	1	0	1	0	0	1/1	-	1/1	30:26			
4	10/2 vs. NO	[L]	15	4	7	4	4/15	274	62	4.4	104	17	6.1	170	3-26	196	42/	16/	1	4-38.3	2-15	1-0	10	1	0	1	0	0	1/1	-	1/1	22:55			
5	10/9 vs. CIN	[L]	12	5	7	0	6/16	296	58	5.1	96	27	3.6	200	3-21	221	28/	15/	0	7-37.7	2-15	4-2	20	2	1	1	0	0	2/2	-	2/2	27:27			
6	10/16 at PITT	[L]	16	6	7	3	4/15	209	61	3.4	133	30	4.4	76	5-33	109	26/	12/	0	7-42.3	4-22	0-0	13	1	0	1	0	0	1/1	-	2/2	28:47			
7	10/24 vs. BAL	[W]	13	6	5	2	2/16	205	66	3.1	132	42	3.1	73	4-20	93	20/	9/	0	7-40.9	6-90	4-1	12	0	0	0	0	0	0/0	-	4/4	36:15			
8	10/30 at HOU	[L]	13	5	8	0	5/14	174	58	3.0	84	25	3.4	90	1-7	97	32/	10/	2	8-46.8	5-39	1-0	14	2	1	1	0	0	2/2	-	0/0	24:41			
10	11/13 at IND	[W]	18	9	8	1	6/15	251	64	3.9	141	41	3.4	110	2-8	118	21/	14/	1	6-38.7	5-55	0-0	17	2	1	1	0	0	2/2	-	1/2	35:21			
11	11/20 at CLE	[L]	23	10	9	4	7/15	303	71	4.3	108	29	3.7	195	1-15	210	41/	22/	0	5-40.6	9-81	1-0	10	1	1	0	0	0	1/1	-	1/1	30:53			
12	11/27 vs. HOU	[L]	14	4	7	3	5/19	255	71	3.6	105	24	4.4	150	7-48	198	40/	20/	1	9-42.2	4-30	1-0	13	1	0	0	1	0	1/1	-	2/3	31:39			
13	12/5 vs. SD	[L]	17	6	11	0	9/16	306	66	4.6	129	31	4.2	177	2-18	195	33/	19/	1	5-43.4	3-26	2-0	14	2	0	2	0	0	2/2	-	0/0	31:43			
14	12/11 vs. TB	[W]	21	7	10	4	5/15	325	67	4.9	116	33	3.5	209	1-8	217	33/	19/	2	7-41.4	8-80	2-0	41	6	2	2	2	0	5/5	0/1	0/0	32:49			
15	12/15 at ATL	[L]	12	4	8	0	3/10	207	46	4.5	116	19	6.1	91	5-50	141	22/	12/	1	7-43.4	5-40	3-3	14	2	0	1	1	0	2/2	-	0/0	21:29			
16	12/24 at TEN	[L]	18	6	12	0	5/18	300	71	4.2	113	28	4.0	187	1-11	198	42/	21/	1	9-45.1	6-28	0-0	17	2	2	0	0	0	2/2	-	1/1	29:01			
17	1/1 vs. IND	[W]	15	9	4	2	5/13	261	57	4.6	190	35	5.4	71	3-21	92	19/	11/	0	2-43.5	1-10	1-1	19	1	0	1	0	0	1/1	-	4/4	30:48			
Totals			5-11	251	103	122	26	81/241	4,149	1,002	4.1	1,970	489	4.0	2,179	44-331	2,510	469/	240/	15	99-41.9	77-680	27-8	243	25	9	12	4	0	24/24	0/1	23/25	30:02		

JACKSONVILLE JAGUARS 2011 DEFENSE GAME-BY-GAME

Wk.	Date	Opp	FIRST DOWNS				3 RD	TOT. OFFENSE			RUSHING				PASSING				PUNTS	PEN.	FUM.	Tot.	Tot.												
			Tot	Run	Pass	Pen	DOWN	Yards	Plays	Avg.	Yards	Att.	Avg.	Net	Sacks	Gross	Att./	Cmp./	Int.	Avg.	Yards	Lost	Pts.	TD	Rn	Ps	Rt	Sfty	PAT	2PT	FGs	T.O.P.			
1	9/11 vs. TEN	[W]	13	1	11	1	4/11	292	49	6.0	43	13	3.3	249	2-14	263	34/	21/	1	7-41.6	7-60	1-0	14	2	0	2	0	0	2/2	-	0/1	20:22			
2	9/18 at NYJ	[L]	15	5	8	2	3/12	283	57	5.0	101	32	3.2	182	1-0	182	24/	17/	2	5-38.8	7-60	0-0	32	3	1	2	0	1	3/3	-	3/3	33:23			
3	9/25 at CAR	[L]	16	5	10	1	6/16	265	62	4.3	107	28	3.8	158	0-0	158	34/	18/	0	8-38.4	8-69	0-0	16	1	0	1	0	1	0/0	1/1	2/2	29:34			
4	10/2 vs. NO	[L]	30	9	20	1	7/14	503	81	6.2	177	34	5.2	326	3-25	351	44/	31/	2	1-58.0	6-50	0-0	23	2	1	1	0	0	2/2	-	3/5	37:05			
5	10/9 vs. CIN	[L]	13	2	11	0	8/19	239	66	3.6	77	31	2.5	162	2-17	179	33/	21/	1	7-47.7	4-33	1-0	30	4	1	2	1	0	3/4	-	1/1	32:33			
6	10/16 at PITT	[L]	15	6	8	1	7/15	370	58	6.4	185	32	5.8	185	3-15	200	23/	12/	0	6-42.7	8-65	1-0	17	2	1	1	0	0	2/2	-	1/2	31:13			
7	10/24 vs. BAL	[W]	11	1	8	2	2/12	146	53	2.8	34	12	2.8	112	3-25	137	38/	21/	1	9-52.2	10-85	2-1	7	1	0	1	0	0	1/1	-	0/1	23:45			
8	10/30 at HOU	[L]	20	6	14	0	10/17	358	71	5.0	156	39	4.0	202	2-23	225	30/	16/	0	6-45.3	7-60	2-2	24	3	2	1	0	0	3/3	-	1/2	35:19			
10	11/13 at IND	[W]	13	2	8	3	4/15	212	57	3.7	84	23	3.7	128	5-33	161	29/	20/	2	6-41.0	6-40	2-1	3	0	0	0	0	0	0/0	-	1/1	24:39			
11	11/20 at CLE	[L]	20	6	10	4	4/10	334	54	6.2	148	28	5.3	186	2-13	199	24/	17/	1	3-36.0	9-70	0-0	14	2	1	1	0	0	2/2	-	0/1	29:07			
12	11/27 vs. HOU	[L]	9	5	4	0	2/15	215	59	3.6	88	31	2.8	127	0-0	127	28/	18/	0	10-43.6	7-80	3-1	20	2	1	1	0	0	2/2	-	2/2	28:21			
13	12/5 vs. SD	[L]	19	7	12	0	4/10	433	54	8.0	139	26	5.3	294	0-0	294	28/	22/	0	4-44.8	6-55	0-0	38	5	2	3	0	0	5/5	-	1/1	28:17			
14	12/11 vs. TB	[W]	15	7	7	1	3/11	280	59	4.7	110	24	4.6	170	3-14	184	32/	17/	3	5-37.8	12-97	6-4	14	2	2	0	0	0	2/2	-	0/0	27:11			
15	12/15 at ATL	[L]	20	6	13	1	6/15	373	68	5.5	97	35	2.8	276	1-4	280	32/	24/	0	5-40.8	4-31	0-0	41	5	1	3	1	0	5/5	-	2/2	38:31			
16	12/24 at TEN	[L]	20	3	14	3	3/12	407	66	6.2	65	25	2.6	342	1-8	350	40/	24/	2	4-43.0	0-0	1-1	23	2	1	1	0	0	2/2	-	3/3	30:59			
17	1/1 vs. IND	[W]	19	2	17	0	6/14	298	65	4.6	56	22	2.5	242	3-22	264	40/	27/	2	3-45.3	4-40	2-1	13	1	0	1	0	0	1/1	-	2/2	29:12			
Totals			5-11	268	73	175	20	79/218	5,008	979	5.1	1,667	435	3.8	3,341	31-213	3,554	513/	326/	17	89-43.3	105-895	21-11	329	37	14	21	2	2	35/36	1/1	22/29	29:58		

JACKSONVILLE JAGUARS 2010 OFFENSE GAME-BY-GAME

Wk.	Date	Opp	FIRST DOWNS				3 RD	TOT. OFFENSE			RUSHING				PASSING				PUNTS	PEN.	FUM.	Tot.	Tot.												
			Tot	Run	Pass	Pen	DOWN	Yards	Plays	Avg.	Yards	Att.	Avg.	Net	Sacks	Gross	Att./	Cmp./	Int.	Avg.	Yards	Lost	Pts.	TD	Rn	Ps	Rt	Sfty	PAT	2PT	FGs	T.O.P.			
1	9/12 vs. DEN	[W]	18	9	6	3	3-10	299	56	5.3	134	34	3.9	165	1-5	170	21/	16/	0	4-41.3	5-47	0-0	24	3	0	3	0	0	3/3	-	1/1	29:30			
2	9/19 at SD	[L]	20	6	14	0	6-12	350	68	5.1	71	24	3.0	279	2-14	293	42/	26/	4	0-0.0	5-33	2-2	13	1	0	1	0	0	1/1	-	2/2	30:24			
3	9/26 vs. PHI	[L]	16	9	6	1	5-17	191	69	2.8	139	32	4.3	52	7-53	105	30/	13/	1	8-48.0	4-67	1-0	3	0	0	0	0	0	0/0	-	1/1	32:53			
4	10/3 vs. IND	[W]	20	10	9	1	9-13	337	57	5.9	174	35	5.0	163	0-0	163	22/	17/	0	4-42.5	7-45	0-0	31	4	2	2	0	0	4/4	-	1/1	29:46			
5	10/10 at BUF	[W]	21	10	11	0	4-11	381	62	6.1	216	40	5.4	165	2-13	178	20/	16/	1	0-0.0	5-38	3-2	36	3	0	3	0	0	3/3	-	5/5	34:21			
6	10/18 vs. TEN	[L]	17	7	8	2	3-13	249	63	4.0	76	25	3.0	173	2-16	189	36/	21/	3	3-37.3	7-55	1-1	3	0	0	0	0	0	0/0	-	1/1	27:15			
7	10/24 at KC	[L]	19	4	12	3	3-10	300	58	5.2	84	23	3.7	216	1-6	222	34/	18/	2	3-38.3	6-43	2-1	20	2	0	2	0	0	2/2	-	2/2	26:00			
8	10/31 at DAL	[W]	20	6	14	0	6-12	387	58	6.7	149	34	4.4	238	3-22	260	21/	17/	0	5-48.4	6-36	1-1	35	5	1	4	0	0	5/5	-	0/0	32:35			
10	11/14 vs. HOU	[W]	29	12	15	2	4-11	491	69	7.1	165	36	4.6	326	2-16	342	31/	24/	0	3-43.7	8-62	1-0	31	4	2	2	0	0	4/4	-	1/3	35:23			
11	11/21 vs. CLE	[W]	24	11	11	2	4-11	371	67	5.5	145	28	5.2	226	4-28	254	35/	20/	4	2-33.5	2-10	2-2	24	3	1	2	0	0	3/3	-	1/1	31:28			
12	11/28 at NYG	[L]	26	15	9	2	10-16	328	73	4.5	207	34	6.1	121	4-41	162	35/	20/	1	3-43.3	3-20	3-1	20	2	2	0	0	0	2/2	-	2/2	35:27			
13	12/5 at TEN	[W]	23	16	7	0	6-15	377	73	5.2	258	53	4.9	119	1-7	126	19/	14/	0	2-43.0	4-31	1-0	17	2	2	0	0	0	2/2	-	1/3	39:54			
14	12/12 vs. OAK	[W]	19	10	8	1	5-12	385	58	6.6	234	34	6.9	151	2-8	159	22/	11/	1	5-41.4	6-52	0-0	38	5	2	3	0	0	5/5	-	1/1	29:55			
15	12/19 at IND	[L]	20	4	14	2	5-13	356	61	5.8	67	22	3.0	289	1-5	294	38/	24/	1	4-48.0	6-55	3-1	24	3	0	2	1	0	3/3	-	1/1	30:22			
16	12/26 vs. WAS	[L]	15	4	11	0	7-17	336	65	5.2	78	23	3.4	258	4-41	299	38/	22/	2	7-45.4	7-66	2-0	17	2	1	1	0	0	2/2	-	1/2	32:54			
17	1/2 at HOU	[L]	23	15	6	2	1-10	322	62	5.2	198	35	5.7	124	2-16	140	25/	12/	1	4-44.3	2-15	1-1	17	2	1	1	0	0	2/2	-	1/2	30:48			
Totals			8-8	330	148	161	21	81-203	5,460	1,019	5.4	2,395	512	4.7	3,065	38-291	3,356	469/	291/	21	57-43.8	83-675	23-12	353	41	14	26	1	0	41/41	-	22/28	31:43		

JACKSONVILLE JAGUARS 2010 DEFENSE GAME-BY-GAME

Wk.	Date	Opp	FIRST DOWNS				3 RD	TOT. OFFENSE			RUSHING				PASSING				PUNTS		PEN.	FUM.	Tot.		Tot.											
			Tot	Run	Pass	Pen	DOWN	Yards	Plays	Avg.	Yards	Att.	Avg.	Net	Sacks	Gross	Att./	Cmp./	Int.	Avg.	Yards	Lost	Pts.	TD	Rn	Ps	Rt	Sfty	PAT	2PT	FGs	T.O.P.				
1	9/12 vs. DEN	[W]	21	6	14	1	3-10	363	61	6.0	89	25	3.6	274	3-21	295	33/	21/	1	4-43.0	7-70	1-1	17	2	1	1	0	0	2/2	-	1/1	30:30				
2	9/19 at SD	[L]	25	7	17	1	4-8	477	60	8.0	151	30	5.0	326	1-8	334	29/	22/	2	2-17.0	4-25	1-1	38	5	2	3	0	0	5/5	-	1/1	29:36				
3	9/26 vs. PHI	[L]	15	4	10	1	5-13	373	55	6.8	106	21	5.0	267	3-24	291	31/	17/	0	7-45.1	7-84	0-0	28	4	1	3	0	0	4/4	-	0/0	27:07				
4	10/3 vs. IND	[W]	28	5	23	0	7-10	406	66	6.2	58	19	3.1	348	1-4	352	46/	33/	1	2-55.0	3-35	2-1	28	4	2	2	0	0	4/4	-	0/0	30:14				
5	10/10 at BUF	[W]	17	5	10	2	3-11	306	54	5.7	110	21	5.2	196	3-24	220	30/	20/	0	4-48.5	5-35	2-0	26	3	0	3	0	0	2/2	0/1	2/2	25:39				
6	10/18 vs. TEN	[L]	20	8	10	2	8-14	324	60	5.4	153	39	3.9	171	0-0	171	21/	14/	0	2-49.0	8-57	1-0	30	3	1	2	0	0	3/3	-	3/3	32:45				
7	10/24 at KC	[L]	25	13	10	2	6-11	426	61	7.0	236	42	5.6	190	1-3	193	18/	13/	0	3-45.3	7-92	0-0	42	6	3	2	1	0	6/6	-	0/0	34:00				
8	10/31 at DAL	[W]	25	5	16	4	6-13	415	73	5.7	50	22	2.3	365	2-14	379	49/	34/	4	3-44.7	3-20	1-0	17	2	1	1	0	0	2/2	-	1/1	27:25				
9	11/14 vs. HOU	[W]	20	6	13	1	4-10	395	53	7.5	81	21	3.9	314	0-0	314	32/	22/	0	4-37.5	8-49	2-1	24	3	1	2	0	0	3/3	-	1/1	24:37				
10	11/21 vs. CLE	[W]	15	4	10	1	7-16	283	60	4.7	88	26	3.4	195	6-46	241	28/	17/	1	5-44.0	5-45	1-0	20	2	0	1	1	0	2/2	-	2/4	28:32				
11	11/28 at NYG	[L]	17	6	11	0	3-10	361	50	7.2	135	26	5.2	226	0-0	226	24/	14/	0	3-49.7	4-25	0-0	24	2	0	2	0	0	2/2	1/1	3/3	24:33				
12	12/5 at TEN	[W]	11	3	18	1	2-11	220	47	4.7	57	14	4.1	163	1-6	169	32/	14/	2	2-36.0	4-30	0-0	6	0	0	0	0	0	0/0	-	2/2	20:06				
13	12/12 vs. OAK	[W]	21	3	16	2	6-13	476	61	7.8	153	25	6.1	323	3-21	344	33/	22/	1	5-42.0	4-25	1-1	31	4	2	2	0	0	4/4	-	1/1	30:05				
14	12/19 at IND	[L]	19	7	12	0	5-13	376	64	5.9	155	24	6.5	221	1-8	229	39/	29/	0	6-39.2	6-68	0-0	34	4	1	2	1	0	4/4	-	2/2	29:38				
15	12/26 vs. WAS	[L]	15	5	8	2	4-15	251	64	3.9	79	24	3.3	172	1-10	182	39/	19/	1	9-40.9	5-40	0-0	20	2	1	1	0	0	2/2	-	2/2	29:53				
16	1/2 at HOU	[L]	22	12	9	1	5-11	497	59	8.4	244	37	6.6	253	0-0	253	22/	18/	0	3-38.7	5-48	0-0	34	4	3	1	0	0	4/4	-	2/2	29:12				
Totals			8-8	316	98	197	21	78-189	5,949	948	6.3	1,945	416	4.7	4,004	26-189	4,193	506/	329/	13	64-42.4	85-748	12-5	419	50	19	28	3	0	48/48	1/2	23/25	28:17			

JACKSONVILLE JAGUARS 2009 OFFENSE GAME-BY-GAME

Wk.	Date	Opp	FIRST DOWNS				3 RD	TOT. OFFENSE			RUSHING				PASSING				PUNTS	PEN.	FUM.	Tot.		Tot.											
			Tot	Run	Pass	Pen	DOWN	Yards	Plays	Avg.	Yards	Att.	Avg.	Net	Sacks	Gross	Att./	Cmp./	Int.	Avg.	Yards	Lost	Pts.	TD	Rn	Ps	Rt	Sfty	PAT	2PT	FGs	T.O.P.			
1	9/13 at IND	[L]	12	7	4	1	6-15	228	55	4.1	114	26	4.4	114	1-8	122	28/	14/	0	5-37.8	3-24	0-0	12	1	1	0	0	0	0/0	0/1	2/3	26:04			
2	9/20 vs. ARI	[L]	18	4	13	1	6-16	367	67	5.5	92	20	4.6	275	4-7	282	43/	23/	1	4-45.3	8-50	4-2	17	2	0	2	0	0	2/2	-	1/2	28:39			
3	9/27 at HOU	[W]	24	11	10	3	5-11	399	62	6.4	185	32	5.8	214	0-0	214	30/	18/	0	3-35.3	5-40	1-1	31	4	4	0	0	0	4/4	-	1/1	30:52			
4	10/4 vs. TEN	[W]	27	10	15	2	6-13	442	69	6.4	137	30	4.6	305	2-18	323	37/	27/	0	3-37.0	4-30	1-1	37	4	1	3	0	0	4/4	-	3/4	34:07			
5	10/11 at SEA	[L]	10	2	8	0	2-13	199	52	3.8	38	15	2.5	161	5-29	190	32/	19/	0	8-46.4	9-73	2-2	0	0	0	0	0	0	0/0	-	0/0	25:16			
6	10/18 vs. STL	[W]	33	14	15	4	11-16	492	84	5.9	166	38	4.4	326	3-9	335	43/	30/	2	4-36.3	3-15	1-1	23	3	3	0	0	0	2/2	0/1	1/2	42:12			
8	11/1 at TEN	[L]	12	4	8	0	4-12	330	49	6.7	217	16	13.6	113	4-26	139	29/	14/	2	7-44.1	2-27	2-0	13	2	2	0	0	0	1/2	-	0/0	20:17			
9	11/ 8 vs. KC	[W]	21	11	10	0	9-16	426	69	6.2	173	41	4.2	253	1-11	264	27/	18/	0	4-44.3	5-31	1-1	24	3	2	1	0	0	3/3	-	1/2	36:13			
10	11/15 at NYJ	[W]	18	6	11	1	7-13	347	60	5.8	139	32	4.3	208	2-13	221	26/	16/	0	4-36.8	5-40	2-1	24	3	2	1	0	0	3/3	-	1/2	31:07			
11	11/22 vs. BUF	[W]	19	7	11	1	9-15	310	66	4.7	102	34	3.0	208	2-7	215	30/	21/	1	5-44.8	6-50	3-1	18	2	1	1	0	0	1/1	1/1	1/1	36:24			
12	11/29 at SF	[L]	18	4	14	0	3-12	357	61	5.9	96	19	5.1	261	6-46	307	36/	25/	0	4-43.3	6-60	2-2	3	0	0	0	0	0	0/0	-	1/3	29:16			
13	12/6 vs. HOU	[W]	19	7	11	1	8-16	323	68	4.8	107	36	3.0	216	4-22	238	28/	15/	0	3-49.3	4-45	2-1	23	2	0	2	0	1	2/2	-	3/3	30:07			
14	12/13 vs. MIA	[L]	10	5	3	2	3-14	217	54	4.0	95	25	3.8	122	3-17	139	26/	11/	0	7-43.1	2-10	1-0	10	1	1	0	0	0	1/1	-	1/1	24:54			
15	12/17 vs. IND	[L]	25	9	16	0	10-16	345	76	4.5	139	34	4.1	206	2-17	223	40/	23/	1	3-44.7	4-22	1-0	31	4	1	3	0	0	4/4	-	1/2	35:26			
16	12/27 at NE	[L]	16	7	9	0	4-11	275	52	5.3	98	25	3.9	177	2-8	185	25/	19/	2	4-38.8	1-5	1-0	7	1	1	0	0	0	1/1	-	0/0	27:35			
17	1/3 at CLE	[L]	18	6	12	0	9-17	328	66	5.0	131	24	5.5	197	3-5	202	39/	22/	1	4-36.3	3-20	2-0	17	2	0	2	0	0	2/2	-	1/2	27:02			
Totals			8-8	300	114	170	16	102-226	5,385	1,010	5.3	2,029	447	4.5	3,356	44-243	3,599	519/	315/	10	72-41.9	70-542	26-13	290	34	19	15	0	1	30/31	1/3	18/28	30:08		

JACKSONVILLE JAGUARS 2009 DEFENSE GAME-BY-GAME

			FIRST DOWNS				3 RD	TOT. OFFENSE			RUSHING				PASSING				PUNTS		PEN.	FUM.	Tot.	Tot.											
Wk.	Date	Opp		Tot	Run	Pass	Pen	DOWN	Yards	Plays	Avg.	Yards	Att.	Avg.	Net	Sacks	Gross	Att./	Cmp./	Int.	Avg.	Yards	Lost	Pts.	TD	Rn	Ps	Rt	Sfty	PAT	2PT	FGs	T.O.P.		
1	9/13 at IND	[L]	21	4	15	2	8-14	365	70	5.2	71	31	2.3	294	1-7	301	38/	28/	1	2-44.0	3-17	1-1	14	2	1	1	0	0	2/2	-	0/1	33:56			
2	9/20 vs. ARI	[L]	22	7	15	0	2-9	383	60	6.4	118	28	4.2	265	0-0	265	32/	27/	0	3-46.3	7-58	5-2	31	4	1	2	1	0	4/4	-	1/2	31:21			
3	9/27 at HOU	[W]	23	5	17	1	4-10	397	59	6.7	111	22	5.0	286	2-14	300	35/	26/	1	4-42.8	5-60	1-1	24	3	0	3	0	0	3/3	-	1/1	29:08			
4	10/4 vs. TEN	[W]	19	5	13	1	8-16	379	67	5.7	95	19	5.0	284	0-0	284	48/	29/	2	5-42.2	6-68	1-1	17	2	1	1	0	0	0/0	1/2	1/1	25:53			
5	10/11 at SEA	[L]	24	8	13	3	6-14	379	71	5.3	143	40	3.6	236	1-5	241	30/	18/	0	3-44.3	1-10	2-0	41	5	0	4	1	0	5/5	-	2/2	34:44			
6	10/18 vs. STL	[W]	13	1	11	1	4-12	262	53	4.9	55	18	3.1	207	1-6	213	34/	22/	1	6-41.2	6-52	0-0	20	2	0	1	1	0	2/2	-	2/2	24:48			
8	11/1 at TEN	[L]	20	12	8	0	8-15	430	67	6.4	305	49	6.2	125	0-0	125	18/	15/	0	4-48.3	4-20	0-0	30	3	2	1	0	0	3/3	-	3/3	39:43			
9	11/ 8 vs. KC	[W]	14	3	10	1	4-13	301	56	5.4	60	14	4.3	241	3-21	262	39/	23/	0	7-46.6	1-10	1-0	21	2	0	2	0	0	1/1	1/1	2/3	23:47			
10	11/15 at NYJ	[W]	19	7	10	2	7-13	322	60	5.4	110	29	3.8	212	0-0	212	31/	16/	2	2-50.5	4-26	1-1	22	2	1	1	0	0	1/1	0/1	3/3	28:53			
11	11/22 vs. BUF	[W]	14	1	12	1	3-11	343	51	6.7	53	18	2.9	290	2-7	297	31/	18/	2	4-50.5	6-43	2-1	15	1	0	1	0	0	0/0	0/1	3/3	23:36			
12	11/29 at SF	(L)	15	5	9	1	8-16	284	61	4.7	52	20	2.6	232	0-0	232	41/	27/	0	5-50.2	1-5	0-0	20	2	0	2	0	0	2/2	-	2/2	30:44			
13	12/6 vs. HOU	[W]	19	7	10	2	5-15	305	61	5.0	72	22	3.3	233	2-7	240	37/	22/	3	5-45.0	6-37	1-0	18	2	1	1	0	1	1/1	0/1	1/1	29:53			
14	12/13 vs. MIA	[L]	22	8	14	0	8-15	354	71	5.0	146	40	3.7	208	2-12	220	29/	21/	1	5-43.8	4-27	5-2	14	2	2	0	0	0	2/2	-	0/1	35:06			
15	12/17 vs. IND	[L]	18	2	16	0	8-12	369	53	7.0	61	23	2.7	308	0-0	308	30/	23/	1	3-43.0	5-40	0-0	35	5	0	4	1	0	5/5	-	0/0	24:34			
16	12/27 at NE	[L]	26	12	14	0	6-10	464	62	7.5	197	36	5.5	267	0-0	267	26/	23/	0	1-42.0	2-10	1-1	35	5	1	4	0	0	5/5	-	0/0	32:25			
17	1/3 at CLE	[L]	18	13	4	1	5-13	300	60	5.0	214	49	4.4	86	0-0	86	11/	7/	1	3-35.7	3-15	1-0	23	2	2	0	0	0	2/2	-	3/3	32:58			
Totals			8-8	307	100	191	16	94-209	5,637	982	5.7	1,863	458	4.1	3,774	14-79	3,853	510/	345/	15	62-44.9	64-498	22-10	380	44	12	28	4	1	38/38	2/6	24/28	29:52		

JACKSONVILLE JAGUARS 2008 OFFENSE GAME-BY-GAME

Wk.	Date	Opp	FIRST DOWNS				3 RD	TOT. OFFENSE			RUSHING				PASSING				PUNTS		PEN.	FUM.	Tot.	Tot.											
			Tot	Run	Pass	Pen	DOWN	Yards	Plays	Avg.	Yards	Att.	Avg.	Net	Sacks	Gross	Att./	Cmp./	Int.	Avg.	Yards	Lost	Pts.	TD	Rn	Ps	Rt	Sfty	PAT	2PT	FGs	T.O.P.			
1	9/7 at TEN	[L]	13	1	11	1	5-14	189	59	3.2	33	17	1.9	156	7-59	215	35/	23/	2	6-37.0	6-50	1-1	10	1	0	1	0	0	1/1	-	1/2	31:20			
2	9/14 vs. BUF	[L]	19	9	9	1	2-11	243	57	4.3	98	27	3.6	145	2-20	165	28/	17/	1	4-50.5	5-35	1-0	16	1	1	0	0	0	1/1	-	3/3	28:46			
3	9/21 at IND	[W]	25	13	11	1	8-14	403	70	5.8	236	48	4.9	167	0-0	167	22/	16/	1	1-60.0	5-44	0-0	23	2	1	0	1	0	2/2	-	3/3	41:35			
4	9/28 vs. HOU	[W]	21	7	14	0	6-12	375	58	6.5	139	25	5.6	236	1-0	236	32/	23/	0	2-46.5	2-27	0-0	30	3	2	1	0	0	3/3	-	3/3	31:15			
5	10/5 vs. PIT	[L]	14	2	9	3	3-13	213	54	3.9	38	19	2.0	175	3-25	200	32/	18/	0	5-46.6	8-89	1-0	21	3	1	1	1	0	3/3	-	0/0	26:37			
6	10/12 at DEN	[W]	26	9	15	2	5-12	416	70	5.9	155	34	4.6	261	2-15	276	34/	25/	0	4-40.0	6-45	3-2	24	3	2	1	0	0	3/3	-	1/1	33:35			
8	10/26 vs. CLE	[L]	23	6	16	1	11-20	380	74	5.1	113	29	3.9	267	3-16	283	42/	25/	0	3-46.7	6-40	1-1	17	2	0	2	0	0	2/2	-	1/2	35:05			
9	11/ 2 at CIN	[L]	18	6	12	0	5-13	282	62	4.5	68	21	3.2	214	3-15	229	38/	23/	1	6-45.0	12-86	1-0	19	2	1	0	1	0	1/1	0/1	2/2	29:41			
10	11/9 at DET	[W]	24	11	12	1	5-10	384	61	6.3	157	33	4.8	227	1-11	238	25/	18/	0	2-38.5	5-33	0-0	38	5	3	2	0	0	5/5	-	1/1	30:59			
11	11/16 vs. TEN	[L]	17	6	7	4	3-15	257	66	3.9	140	32	4.4	117	4-18	135	30/	13/	1	10-40.9	9-61	1-0	14	2	2	0	0	0	2/2	-	0/0	32:27			
12	11/23 vs. MIN	[L]	17	2	13	2	6-14	321	63	5.1	35	14	2.5	286	4-31	317	45/	27/	2	3-41.0	8-81	5-3	12	1	0	1	0	1	1/1	-	1/3	29:31			
13	12/1 at HOU	[L]	21	6	15	0	4-11	388	64	6.1	126	26	4.8	262	3-25	287	35/	25/	1	3-40.3	8-60	2-2	17	2	1	1	0	0	2/2	-	1/2	33:03			
14	12/7 at CHI	[L]	14	6	8	0	5-17	278	69	4.0	119	28	4.3	159	3-19	178	38/	19/	1	7-40.1	4-21	2-0	10	1	0	1	0	0	1/1	-	1/1	32:03			
15	12/14 vs. GB	[W]	18	8	8	2	6-12	323	54	6.0	94	19	4.9	229	2-9	238	33/	21/	0	4-49.5	6-58	1-0	20	3	1	2	0	0	2/2	0/1	0/1	27:57			
16	12/18 vs. IND	[L]	28	9	17	2	7-13	409	71	5.8	105	27	3.9	304	3-25	329	41/	28/	1	3-43.0	7-60	1-0	24	3	2	1	0	0	3/3	-	1/1	31:53			
17	12/28 at BAL	[L]	14	6	6	2	6-12	245	53	4.6	118	27	4.4	127	1-0	127	25/	14/	2	4-46.5	7-28	3-2	7	1	0	1	0	0	1/1	-	0/0	27:58			
Totals			5-11	312	107	183	22	87-213	5,106	1,005	5.1	1,774	426	4.2	3,332	42-288	3,620	537/	335/	13	67-43.3	104-813	23-11	302	35	17	15	3	1	33/33	0/2	19/25	31:22		

JACKSONVILLE JAGUARS 2008 DEFENSE GAME-BY-GAME

Wk.	Date	Opp	FIRST DOWNS				3 RD	TOT. OFFENSE			RUSHING				PASSING				PUNTS		PEN.	FUM.	Tot.	Tot.											
			Tot	Run	Pass	Pen	DOWN	Yards	Plays	Avg.	Yards	Att.	Avg.	Net	Sacks	Gross	Att./	Cmp./	Int.	Avg.	Yards	Lost	Pts.	TD	Rn	Ps	Rt	Sfty	PAT	2PT	FGs	T.O.P.			
1	9/7 at TEN	[L]	14	7	6	1	3-13	309	57	5.4	137	32	4.3	172	1-3	175	24/	14/	2	7-42.9	5-36	1-0	17	2	1	1	0	0	2/2	-	1/1	28:40			
2	9/14 vs. BUF	[L]	18	6	11	1	6-11	285	54	5.3	75	26	2.9	210	3-29	239	25/	20/	0	3-47.7	4-40	1-1	20	2	1	1	0	0	2/2	-	2/2	31:14			
3	9/21 at IND	[W]	19	9	7	3	5-9	325	49	6.6	114	19	6.0	211	1-5	216	29/	15/	2	3-45.0	6-37	0-0	21	3	2	1	0	0	3/3	-	0/0	18:25			
4	9/28 vs. HOU	[W]	23	4	18	1	9-13	386	63	6.1	79	23	3.4	307	0-0	307	40/	29/	0	2-43.5	2-15	2-0	27	3	0	3	0	0	3/3	-	2/2	32:20			
5	10/5 vs. PIT	[L]	28	6	18	4	7-15	415	70	5.9	129	26	5.0	286	3-23	309	41/	26/	1	4-49.8	10-129	0-0	26	3	0	3	0	0	2/2	0/1	2/2	33:23			
6	10/12 at DEN	[W]	19	7	10	2	6-13	323	60	5.4	131	23	5.7	192	0-0	192	37/	21/	1	4-48.0	4-52	2-2	17	2	0	2	0	0	2/2	-	1/1	26:25			
8	10/26 vs. CLE	[L]	15	6	9	0	3-12	327	52	6.3	91	24	3.8	236	1-10	246	27/	14/	0	5-41.4	1-15	1-0	23	2	1	1	0	0	2/2	-	3/3	24:55			
9	11/ 2 at CIN	[L]	20	9	8	3	6-13	312	62	5.0	159	29	5.5	153	2-9	162	31/	21/	1	7-35.4	5-39	1-1	21	3	1	2	0	0	3/3	-	0/0	30:19			
10	11/9 at DET	[W]	13	5	7	1	4-13	256	52	4.9	103	27	3.8	153	7-45	198	18/	11/	1	4-45.3	6-46	1-0	14	2	1	1	0	0	2/2	-	0/1	29:01			
11	11/16 vs. TEN	[L]	13	4	8	1	1-12	344	57	6.0	114	33	3.5	230	1-0	230	23/	13/	1	8-43.0	10-63	0-0	24	3	0	3	0	0	3/3	-	1/1	27:33			
12	11/23 vs. MIN	[L]	15	9	5	1	4-13	226	57	4.0	122	34	3.6	104	3-16	120	20/	12/	1	3-46.3	5-49	0-0	30	3	2	0	1	0	3/3	-	3/3	30:29			
13	12/1 at HOU	[L]	18	8	8	2	1-8	326	51	6.4	126	26	4.8	200	0-0	200	25/	14/	1	3-36.0	5-30	1-0	30	3	2	1	0	0	3/3	-	3/3	26:57			
14	12/7 at CHI	[L]	16	5	10	1	5-15	296	61	4.9	86	26	3.3	210	1-9	219	34/	20/	1	6-44.5	1-5	3-0	23	2	0	2	0	0	2/2	-	3/3	27:57			
15	12/14 vs. GB	[W]	18	4	13	1	10-16	338	63	5.4	84	28	3.0	254	3-24	278	32/	20/	1	2-43.5	3-30	1-0	16	1	0	1	0	0	1/1	-	3/3	32:03			
16	12/18 vs. IND	[L]	20	1	17	2	6-10	396	52	7.6	32	18	1.8	364	0-0	364	34/	29/	0	2-41.0	6-50	0-0	31	4	0	3	1	0	4/4	-	1/2	28:07			
17	12/28 at BAL	[L]	20	8	11	1	5-14	431	62	7.0	127	34	3.7	304	3-18	322	25/	18/	0	4-38.3	7-55	1-0	27	3	3	0	0	0	3/3	-	2/3	32:02			
Totals			5-11	289	98	166	25	82-200	5,295	922	5.7	1,709	428	4.0	3,586	29-191	3,777	465/	297/	13	67-43.0	80-691	15-4	367	41	14	25	2	0	40/40	0/1	27/30	28:38		

JACKSONVILLE JAGUARS 2007 OFFENSE GAME-BY-GAME

Wk.	Date	Opp	FIRST DOWNS				3 RD	TOT. OFFENSE			RUSHING				PASSING				PUNTS		PEN.	FUM.	Tot.											
			Tot	Run	Pass	Pen	DOWN	Yards	Plays	Avg.	Yards	Att.	Avg.	Net	Sacks	Gross	Att./	Cmp./	Int.	Avg.	Yards	Lost	Pts.	TD	Rn	Ps	Rt	Sfty	PAT	2PT	FGs	T.O.P.		
1	9/9 vs. TEN	[L]	13	5	6	2	5-12	272	50	5.4	75	17	4.4	197	3-7	204	30/	17/	0	5-42.2	4-45	1-1	10	1	0	1	0	0	1/1	-	1/1	23:05		
2	9/16 vs. ATL	[W]	17	5	12	0	5-14	364	63	5.8	113	34	3.3	251	4-21	272	25/	17/	0	4-33.5	11-91	1-0	13	1	0	1	0	0	1/1	-	2/2	34:15		
3	9/23 at DEN	[W]	21	11	9	1	8-16	326	70	4.7	186	47	4.0	140	3-14	154	20/	14/	0	2-40.0	3-14	2-2	23	2	1	1	0	0	2/2	-	3/3	38:42		
5	10/7 at KC	[W]	20	7	12	1	8-15	357	66	5.4	156	35	4.5	201	4-17	218	27/	20/	0	4-45.0	5-30	0-0	17	2	1	1	0	0	2/2	-	1/2	36:43		
6	10/14 vs. HOU	[W]	25	9	13	3	5-10	457	61	7.5	244	26	9.4	213	1-8	221	34/	22/	0	0-0.0	3-28	3-3	37	5	2	2	1	0	4/5	-	1/2	29:20		
7	10/22 vs. IND	[L]	18	9	8	1	5-13	226	66	3.4	117	27	4.3	109	3-19	128	36/	17/	2	1-47.0	2-20	2-1	7	1	1	0	0	0	1/1	-	0/0	25:53		
8	10/28 at TB	[W]	12	6	6	0	4-16	219	62	3.5	133	44	3.0	86	2-14	100	16/	7/	0	8-45.5	5-45	1-0	24	3	1	1	1	0	3/3	-	1/1	32:05		
9	11/ 4 at NO	[L]	18	4	13	1	6-13	432	58	7.4	88	23	3.8	344	2-10	354	33/	20/	3	5-38.6	4-38	0-0	24	3	0	2	1	0	3/3	-	1/1	26:06		
10	11/11 at TEN	[W]	19	10	7	2	6-16	262	68	3.9	166	44	3.8	96	1-5	101	23/	13/	0	5-43.0	4-35	1-1	28	4	3	1	0	0	4/4	-	0/0	34:23		
11	11/18 vs. SD	[W]	18	8	9	1	5-14	311	61	5.1	122	37	3.3	189	0-0	189	24/	15/	0	5-40.6	5-42	0-0	24	3	1	2	0	0	3/3	-	1/1	32:57		
12	11/25 vs. BUF	[W]	21	6	14	1	9-16	416	64	6.5	124	26	4.8	292	1-4	296	37/	23/	0	1-51.0	1-5	1-1	36	3	2	1	0	0	3/3	-	5/5	29:15		
13	12/2 at IND	[L]	27	12	14	1	6-10	411	63	6.5	168	31	5.4	243	3-14	257	29/	24/	1	0-0.0	8-64	1-1	25	3	1	2	0	0	2/2	1/1	1/2	35:45		
14	12/9 vs. CAR	[W]	24	8	14	2	9-17	427	75	5.7	178	38	4.7	249	0-0	249	37/	21/	0	1-26.0	6-40	2-1	37	4	1	2	1	0	4/4	-	3/3	38:58		
15	12/16 at PIT	[W]	25	13	11	1	5-14	421	75	5.6	224	42	5.3	197	0-0	197	33/	17/	1	5-29.0	1-10	0-0	29	4	1	3	0	0	2/3	0/1	1/1	37:39		
16	12/23 vs. OAK	[W]	26	9	13	4	7-11	437	56	7.8	201	28	7.2	236	2-17	253	26/	16/	1	4-50.3	6-42	2-1	49	7	3	4	0	0	7/7	-	0/0	27:12		
17	12/30 at HOU	[L]	24	5	19	0	7-12	381	64	6.0	96	23	4.2	285	2-17	302	39/	25/	0	4-49.8	8-45	1-1	28	4	0	4	0	0	4/4	-	0/0	31:47		
Totals			11-5	328	127	180	21	100-219	5,719	1,022	5.6	2,391	522	4.6	3,328	31-167	3,495	469/	288/	8	54-41.6	76-594	18-13	411	50	18	28	4	0	46/48	1/2	21/24	32:08	
WC 1/5 at PIT			[W]	14	8	5	1	4-11	239	54	4.4	135	29	4.7	104	4-36	140	21/	9/	2	4-50.0	6-40	0-0	31	4	2	1	1	0	4/4	-	1/2	27:01	
DIV 1/12 at NE			[L]	22	4	15	3	4-10	350	56	6.3	80	22	3.6	270	1-8	278	33/	22/	1	1-50.0	5-42	2-1	20	2	0	2	0	0	2/2	-	2/2	27:18	

JACKSONVILLE JAGUARS 2007 DEFENSE GAME-BY-GAME

Wk.	Date	Opp	FIRST DOWNS				3 RD	TOT. OFFENSE			RUSHING				PASSING				PUNTS		PEN.	FUM.	Tot.											
			Tot	Run	Pass	Pen	DOWN	Yards	Plays	Avg.	Yards	Att.	Avg.	Net	Sacks	Gross	Att./	Cmp./	Int.	Avg.	Yards	Lost	Pts.	TD	Rn	Ps	Rt	Sfty	PAT	2PT	FGs	T.O.P.		
1	9/9 vs. TEN	[L]	22	15	5	2	6-12	350	69	5.1	282	49	5.8	68	2-10	78	18/	11/	1	3-30.0	4-29	3-1	13	1	1	0	0	0	1/1	-	2/2	36:55		
2	9/16 vs. ATL	[W]	13	3	9	1	7-14	248	52	4.8	82	25	3.3	166	7-34	200	20/	12/	0	5-39.2	5-44	0-0	7	1	1	0	0	0	1/1	-	0/2	25:45		
3	9/23 at DEN	[W]	11	2	9	0	4-8	265	42	6.3	47	18	2.6	218	1-4	222	23/	16/	1	2-63.0	6-36	2-2	14	2	1	1	0	0	2/2	-	0/0	21:18		
5	10/7 at KC	[W]	14	0	14	0	4-14	271	56	4.8	10	10	1.0	261	3-18	279	43/	25/	1	7-46.0	3-25	1-0	7	1	0	1	0	0	1/1	-	0/1	23:17		
6	10/14 vs. HOU	[W]	23	5	18	0	2-10	390	69	5.7	61	24	2.5	329	2-12	341	43/	30/	1	2-44.5	8-58	2-2	17	1	0	1	0	0	0/0	1/1	3/3	30:40		
7	10/22 vs. IND	[L]	24	12	10	2	7-14	384	72	5.3	141	33	4.3	243	2-16	259	37/	23/	1	3-40.3	4-27	1-0	29	3	2	1	0	1	3/3	-	2/2	34:07		
8	10/28 at TB	[W]	18	5	12	1	4-14	385	64	6.0	136	21	6.5	249	2-18	267	41/	19/	3	6-44.5	7-74	0-0	23	2	1	1	0	0	2/2	-	3/3	27:55		
9	11/ 4 at NO	[L]	32	6	25	1	4-10	538	75	7.2	103	25	4.1	435	1-10	445	49/	35/	0	3-44.3	2-20	2-1	41	5	1	3	1	0	5/5	-	2/4	33:54		
10	11/11 at TEN	[W]	17	2	14	1	4-15	292	64	4.6	62	19	3.3	230	4-27	257	41/	24/	2	5-44.0	9-56	2-1	13	1	0	1	0	0	1/1	-	2/2	25:37		
11	11/18 vs. SD	[W]	18	6	11	1	4-12	388	60	6.5	79	20	4.0	309	0-0	309	40/	22/	2	4-44.8	4-31	0-0	17	2	1	1	0	0	2/2	-	1/1	27:03		
12	11/25 vs. BUF	[W]	20	5	14	1	9-16	297	65	4.6	94	24	3.9	203	1-8	211	40/	27/	2	4-37.8	5-29	1-1	14	2	1	1	0	0	2/2	-	0/0	30:45		
13	12/2 at IND	[L]	19	4	14	1	10-13	342	55	6.2	63	25	2.5	279	1-9	288	29/	20/	1	2-38.0	2-15	0-0	28	4	0	4	0	0	4/4	-	0/0	24:15		
14	12/9 vs. CAR	[W]	10	3	6	1	2-12	149	54	2.8	50	15	3.3	99	1-6	105	38/	16/	1	5-48.4	5-50	1-1	6	0	0	0	0	0	0/0	-	2/2	21:02		
15	12/16 at PIT	[W]	13	7	6	0	5-13	217	55	3.9	111	17	6.5	106	5-40	146	33/	16/	0	7-40.9	4-34	2-0	22	3	0	3	0	0	2/2	1/1	0/0	22:21		
16	12/23 vs. OAK	[W]	13	7	6	0	3-15	215	65	3.3	110	30	3.7	105	4-24	129	31/	13/	3	6-49.5	11-88	3-1	11	1	0	1	0	0	0/0	1/1	1/1	32:48		
17	12/30 at HOU	[L]	19	10	8	1	5-9	290	53	5.5	170	34	5.0	120	1-8	128	18/	11/	1	2-36.5	3-20	0-0	42	6	3	1	2	0	6/6	-	0/0	28:13		
Totals			11-5	286	92	181	13	80-201	5,021	970	5.2	1,605	390	4.1	3,416	37-244	3,660	543/	319/	20	66-43.5	82-636	20-10	304	35	12	20	3	1	32/32	3/3	18/23	27:52	
WC 1/5 at PIT			[W]	24	5	17	2	7-14	340	74	4.6	43	26	1.7	297	6-40	337	42/	29/	3	4-44.3	5-50	1-1	29	4	2	2	0	0	2/2	0/2	1/1	32:59	
DIV 1/12 at NE			[L]	24	11	12	1	6-10	403	58	6.9	145	29	5.0	258	1-4	262	28/	26/	0	1-30.0	6-74	0-0	31	4	1	3	0	0	4/4	-	1/2	32:42	

JACKSONVILLE JAGUARS 2006 OFFENSE GAME-BY-GAME

Wk.	Date	Opp	FIRST DOWNS				3 RD	TOT. OFFENSE			RUSHING				PASSING				PUNTS		PEN.	FUM.	Tot.	Tot.										
			Tot	Run	Pass	Pen	DOWN	Yards	Plays	Avg.	Yards	Att.	Avg.	Net	Sacks	Gross	Att./	Cmp./	Int.	Avg.	Yards	Lost	Pts.	TD	Rn	Ps	Rt	Sfty	PAT	2PT	FGs	T.O.P.		
1	9/10 vs. DAL	[W]	22	6	14	2	5-13	307	67	4.6	78	32	2.4	229	1-8	237	34/	23/	1	6-44.0	2-41	1-0	24	3	2	1	0	0	3/3	-	1/2	34:12		
2	9/18 vs. PIT	[W]	17	3	13	1	6-18	362	70	5.2	110	30	3.7	252	1-8	260	39/	26/	1	6-41.8	10-86	1-0	9	0	0	0	0	0	0/0	-	3/3	37:25		
3	9/24 at IND	[L]	20	12	7	1	9-16	297	69	4.3	191	40	4.8	106	1-1	107	28/	16/	2	4-46.5	4-38	0-0	14	2	1	1	0	0	2/2	-	0/2	39:24		
4	10/1 at WAS	[L]	12	2	10	0	2-13	307	54	5.7	32	16	2.2	275	4-15	290	34/	20/	1	5-49.2	4-35	1-1	30	3	0	3	0	0	3/3	-	3/3	25:17		
5	10/8 vs. NYJ	[W]	19	8	9	2	6-13	312	60	5.2	181	39	4.6	131	1-9	140	20/	9/	0	4-38.5	9-62	0-0	41	5	3	2	0	0	5/5	-	2/2	32:02		
7	10/22 at HOU	[L]	14	7	5	2	3-12	220	54	4.1	102	25	4.1	118	1-7	125	28/	14/	0	7-42.1	7-35	2-2	7	1	1	0	0	0	1/1	-	0/0	26:30		
8	10/29 at PHI	[W]	16	13	3	0	4-14	285	64	4.5	209	46	4.5	76	1-11	87	17/	10/	0	5-39.8	5-44	2-1	13	1	1	0	0	0	1/1	-	2/2	36:51		
9	11/5 vs. TEN	[W]	17	8	8	1	5-13	342	54	6.3	173	30	5.8	169	2-8	177	22/	12/	0	5-41.0	4-20	0-0	37	4	0	3	1	0	4/4	-	3/3	30:11		
10	11/12 vs. HOU	[L]	16	6	9	1	5-10	322	55	5.9	118	19	6.2	204	2-10	214	34/	15/	4	4-36.5	9-65	1-0	10	1	1	0	0	0	1/1	-	1/1	22:27		
11	11/20 vs. NYG	[W]	21	8	13	0	9-18	414	75	5.5	165	43	3.8	249	0-0	249	32/	19/	0	4-36.8	9-65	2-1	26	2	2	0	0	0	2/2	-	4/4	40:19		
12	11/26 at BUF	[L]	19	11	7	1	1-11	323	60	5.4	207	35	5.9	116	3-16	132	22/	16/	0	6-38.7	10-108	2-1	24	3	1	2	0	0	3/3	-	1/2	32:10		
13	12/3 at MIA	[W]	18	8	10	0	7-12	353	57	6.2	150	31	4.8	203	4-26	229	22/	16/	0	3-38.3	7-60	1-1	24	3	1	2	0	0	3/3	-	1/1	36:56		
14	12/10 vs. IND	[W]	23	16	4	3	2-9	447	57	7.8	375	42	8.9	72	1-7	79	14/	8/	1	1-20.0	3-31	0-0	44	5	4	0	1	0	5/5	-	3/4	31:37		
15	12/17 at TEN	[L]	23	9	13	1	10-19	396	82	4.8	193	41	4.7	203	4-30	233	37/	22/	3	2-37.5	2-25	1-1	17	2	1	1	0	0	2/2	-	1/1	44:22		
16	12/24 vs. NE	[L]	12	3	8	1	5-12	339	46	7.4	144	22	6.5	195	1-0	195	23/	17/	0	5-38.8	7-60	2-1	21	3	2	1	0	0	3/3	-	0/1	22:47		
17	12/31 at KC	[L]	24	7	14	3	6-14	397	65	6.1	113	22	5.1	284	3-22	306	40/	23/	1	6-31.8	5-35	0-0	30	4	3	1	0	0	3/3	0-1	1/1	29:22		
Totals			8-8	293	127	147	19	85-217	5,423	989	5.5	2,541	513	5.0	2,882	30-178	3,060	446/	266/	14	73-40.0	97-806	16-9	371	42	23	17	2	0	41/41	0-1	26/32	32:11	

JACKSONVILLE JAGUARS 2006 DEFENSE GAME-BY-GAME

Wk.	Date	Opp	FIRST DOWNS				3 RD	TOT. OFFENSE			RUSHING				PASSING					PUNTS		PEN.	FUM.	Tot.	Tot.												
			Tot	Run	Pass	Pen	DOWN	Yards	Plays	Avg.	Yards	Att.	Avg.	Net	Sacks	Gross	Att./	Cmp./	Int.	Avg.	Yards	Lost	Pts.	TD	Rn	Ps	Rt	Sfty	PAT	2PT	FGs	T.O.P.					
1	9/10 vs. DAL	[W]	14	4	9	1	6/15	323	57	5.7	88	22	4.0	235	2-11	246	33/	16/	3	5-53.2	9-93	0-0	17	2	1	1	0	0	2/2	-	1/2	25:48					
2	9/18 vs. PIT	[W]	9	0	7	2	3/13	153	48	3.2	26	14	1.9	127	2-14	141	32/	17/	2	8-44.8	3-25	1-0	0	0	0	0	0	0/0	-	0/0	22:35						
3	9/24 at IND	[L]	14	4	10	0	6/13	272	53	5.1	63	20	3.2	209	2-10	219	31/	14/	0	7-43.3	4-35	0-0	21	3	1	1	1	0	3/3	-	0/0	20:36					
4	10/1 at WAS	[L]	22	11	11	0	7/14	481	70	6.9	152	40	3.8	329	0-0	329	30/	18/	1	5-30.8	4-40	1-1	36	4	1	3	0	0	3/3	-	3/3	36:32					
5	10/8 vs. NYJ	[W]	11	6	3	2	3/14	177	58	3.1	132	34	3.9	45	6-26	71	18/	10/	3	6-40.8	6-59	1-1	0	0	0	0	0	0/0	-	0/0	27:58						
7	10/22 at HOU	[L]	21	10	10	1	5/14	349	69	5.1	131	34	3.9	218	1-6	224	34/	25/	0	5-43.4	3-17	0-0	27	3	1	2	0	0	3/3	-	2/3	33:30					
8	10/29 at PHI	[W]	14	4	9	1	4/14	227	58	3.9	85	20	4.3	142	4-19	161	34/	18/	0	7-44.0	8-50	0-0	6	0	0	0	0	0	0/0	-	2/2	23:09					
9	11/5 vs. TEN	[W]	14	5	8	1	5/18	262	69	3.8	108	32	3.4	154	1-9	163	36/	15/	3	7-46.7	4-20	1-0	7	1	0	1	0	0	1/1	-	0/0	29:49					
10	11/12 vs. HOU	[L]	21	9	9	3	8/19	306	80	3.8	148	42	3.5	158	3-18	176	35/	17/	0	5-34.2	6-51	1-0	13	1	1	0	0	0	1/1	-	2/4	37:33					
11	11/20 vs. NYG	[W]	13	3	8	2	4/13	247	56	4.4	25	14	1.8	222	1-8	230	41/	19/	2	6-40.2	5-35	1-1	10	1	0	1	0	0	1/1	-	1/1	19:41					
12	11/26 at BUF	[L]	13	3	8	2	3/10	241	51	4.7	72	23	3.1	169	0-0	169	28/	21/	1	6-44.2	4-55	3-0	27	3	2	0	1	0	3/3	-	2/2	27:50					
13	12/3 at MIA	[W]	20	7	12	1	7/14	309	65	4.8	68	19	3.6	241	4-26	267	42/	27/	2	3-41.0	1-10	0-0	10	1	0	1	0	0	1/1	-	1/2	29:04					
14	12/10 vs. IND	[W]	23	6	15	2	7/16	339	72	4.7	34	20	1.7	305	2-8	313	50/	25/	1	6-32.3	7-71	0-0	17	2	2	0	0	0	2/2	-	1/1	28:23					
15	12/17 at TEN	[L]	5	2	3	0	0/8	98	34	2.9	41	16	2.6	57	3-28	85	15/	8/	0	5-43.8	4-40	1-0	24	3	0	0	3	0	3/3	-	1/2	15:38					
16	12/24 vs. NE	[L]	22	10	10	2	8/16	359	70	5.1	117	30	3.9	242	1-7	249	39/	28/	0	5-35.0	7-51	0-0	24	3	2	1	0	0	3/3	-	1/2	37:13					
17	12/31 at KC	[L]	23	10	11	2	7/16	395	68	5.8	170	40	4.3	225	3-10	235	25/	16/	2	4-39.5	5-32	2-1	35	5	3	1	1	0	5/5	-	0/0	30:38					
Totals			8-8	259	94	143	22	83-227	4,538	978	4.6	1,460	420	3.5	3,078	35-200	3,278	523/	294/	20	90-41.4	80-684	12-4	274	32	14	12	6	0	31/31	-	17/24	27:49				

JACKSONVILLE JAGUARS 2005 OFFENSE GAME-BY-GAME

			FIRST DOWNS				3 RD	TOT. OFFENSE			RUSHING				PASSING				PUNTS		PEN.	FUM.	Tot.	Tot.											
Wk.	Date	Opp		Tot	Run	Pass	Pen	DOWN	Yards	Plays	Avg.	Yards	Att.	Avg.	Net	Sacks	Gross	Att./	Cmp./	Int.	Avg.	Yards	Lost	Pts.	TD	Rn	Ps	Rt	Sfty	PAT	2PT	FGs	T.O.P.		
1	9/11 vs. SEA	[W]	18	4	13	1	4-13	362	66	5.5	119	31	3.8	243	3-15	258	32/	18/	0	4-44.0	6-31	1-0	26	2	0	2	0	0	2/2	-	4/5	34:11			
2	9/18 at IND	[L]	12	4	7	1	6-15	303	59	5.1	128	24	5.3	175	6-23	198	29/	16/	0	7-45.6	7-60	6-0	3	0	0	0	0	0	0/0	-	1/2	31:20			
3	9/25 at NYJ	[W]	16	8	7	1	10-20	308	73	4.2	139	47	3.0	169	2-8	177	24/	16/	1	6-50.0	9-85	3-2	26	3	1	2	0	0	2/2	-	2/2	40:31			
4	10/2 vs. DEN	[L]	13	1	10	2	3-9	241	47	5.1	12	11	1.1	229	2-11	240	34/	20/	2	6-41.8	15-119	3-2	7	1	0	1	0	0	1/1	-	0/0	21:55			
5	10/9 vs. CIN	[W]	19	8	7	4	2-11	342	61	5.6	181	37	4.9	161	0-0	161	24/	10/	0	5-39.8	10-98	1-1	23	2	0	2	0	0	2/2	-	3/3	29:25			
6	10/16 at PIT	[W]	17	6	9	2	7-19	246	73	3.4	93	35	2.7	153	3-24	177	35/	19/	1	9-46.9	10-106	1-0	23	3	1	1	1	0	2/2	-	1/1	36:09			
8	10/30 at STL	[L]	16	6	10	0	6-14	427	61	7.0	221	28	7.9	206	2-7	213	31/	18/	1	3-25.7	4-25	1-1	21	3	1	2	0	0	3/3	-	0/2	31:22			
9	11/6 vs. HOU	[W]	18	4	12	2	6-12	312	54	5.8	98	27	3.6	214	2-4	218	25/	19/	0	6-37.8	6-45	1-0	21	3	2	1	0	0	3/3	-	0/0	29:04			
10	11/13 vs. BAL	[W]	20	8	10	2	5-14	338	66	5.1	133	35	3.8	205	1-6	211	30/	16/	0	5-40.6	5-42	0-0	30	3	1	1	1	0	3/3	-	3/3	34:29			
11	11/20 at TEN	[W]	22	5	15	2	10-17	295	70	4.2	49	30	1.6	246	2-12	258	38/	22/	0	6-50.2	3-15	1-1	31	4	1	3	0	0	4/4	-	1/1	31:54			
12	11/27 at AZ	[W]	19	8	9	2	8-15	295	61	4.8	162	33	4.9	133	0-0	133	28/	14/	0	4-39.0	11-81	0-0	24	3	2	0	1	0	3/3	-	1/2	31:41			
13	12/4 at CLE	[W]	17	7	8	2	5-13	237	59	4.0	122	38	3.8	115	1-1	116	20/	11/	1	4-41.3	5-50	0-0	20	2	0	2	0	0	2/2	-	2/2	29:43			
14	12/11 vs. IND	[L]	18	5	12	1	3-11	324	58	5.6	74	23	3.2	250	0-0	250	35/	26/	0	5-38.6	7-65	4-3	18	2	1	1	0	0	1/1	1/1	1/1	26:02			
15	12/18 vs. SF	[W]	21	6	13	2	6-17	336	77	4.4	134	35	3.8	202	2-14	216	40/	21/	0	8-39.3	10-84	0-0	10	1	1	0	0	0	1/1	-	1/2	35:40			
16	12/24 at HOU	[W]	30	11	14	5	5-11	448	67	6.7	172	33	5.2	276	3-16	292	31/	18/	0	2-49.0	6-50	2-0	38	5	4	1	0	0	5/5	-	1/2	32:18			
17	1/1 vs. TEN	[W]	25	6	14	5	7-14	335	69	4.9	122	35	3.5	213	3-21	234	31/	19/	0	3-38.7	7-50	2-1	40	5	3	2	0	0	4/5	-	2/2	34:11			
Totals			12-4	301	97	170	34	93-225	5,149	1,021	5.0	1,959	502	3.9	3,190	32-162	3,352	487/	283/	6	83-42.4	121-1006	27-11	361	42	18	21	3	0	38/39	1/1	23/30	31:33		
WC 1/7/05 at NE			[L]	15	1	14	0	1-12	292	62	4.7	87	17	5.1	205	6-42	247	39/	21/	1	5-41.8	8-40	2-1	3	0	0	0	0	0	0/0	-	1/2	29:34		

JACKSONVILLE JAGUARS 2005 DEFENSE GAME-BY-GAME

Wk.	Date	Opp	FIRST DOWNS					3 rd DOWN	TOT. OFFENSE			RUSHING				PASSING				PUNTS Avg.	PEN. Yards	FUM. Lost	Tot. Pts.	TD	Rn	Ps	Rt	Sfty	PAT	2PT	FGs	T.O.P.	
			Tot	Run	Pass	Pen	Yards		Plays	Avg.	Yards	Att.	Avg.	Net	Sacks	Gross	Att./	Cmp./	Int.														
1	9/11 vs. SEA	[W]	20	5	13	2	3-9	322	58	5.6	97	19	5.1	225	3-21	246	37/	21/	1	5-46.0	5-29	3-3	14	2	0	2	0	0	2/2	-	0/0	25:49	
2	9/18 at IND	[L]	18	10	7	1	7-16	268	66	4.1	146	38	3.8	122	0-0	122	28/	13/	2	7-46.1	6-45	0-0	10	1	1	0	0	0	1/1	-	1/1	28:40	
3	9/25 at NYJ	[W]	12	4	5	3	3-12	168	51	3.3	89	25	3.6	79	4-16	95	22/	11/	2	7-48.6	6-44	3-1	20	2	1	0	1	0	2/2	-	2/2	25:34	
4	10/2 vs. DEN	[L]	24	9	12	3	5-15	306	73	4.2	188	44	4.3	118	3-18	136	26/	19/	0	4-48.5	5-30	0-0	20	2	0	2	0	0	2/2	-	2/4	38:05	
5	10/9 vs. CIN	[W]	20	6	12	2	4-13	364	61	6.0	132	26	5.1	232	2-7	239	33/	22/	0	6-36.0	12-94	2-1	20	2	0	2	0	0	2/2	-	2/2	30:35	
6	10/16 at PIT	[W]	16	3	7	6	1-12	218	60	3.6	73	30	2.4	145	2-9	154	28/	11/	3	6-31.7	7-80	2-1	17	2	0	1	1	0	2/2	-	1/2	27:27	
8	10/30 at STL	[L]	15	7	7	1	4-12	386	56	6.9	200	33	6.1	186	2-14	200	21/	13/	3	5-40.8	9-59	0-0	24	3	0	2	1	0	3/3	-	1/1	28:38	
9	11/6 vs. HOU	[W]	17	7	10	0	4-12	279	59	4.7	88	23	3.8	191	6-28	219	30/	22/	0	5-44.0	4-30	5-1	14	2	1	1	0	0	2/2	-	0/0	30:56	
10	11/13 vs. BAL	[W]	8	2	5	1	4-14	163	54	3.0	53	17	3.1	110	4-32	142	33/	19/	3	7-44.6	9-86	0-0	3	0	0	0	0	0	0/0	-	1/1	25:31	
11	11/20 at TEN	[W]	16	4	11	1	5-13	254	54	4.7	63	21	3.0	191	3-17	208	30/	20/	1	8-46.6	11-73	0-0	28	4	1	2	1	0	4/4	-	0/0	28:06	
12	11/27 at AZ	[W]	23	2	16	5	3-11	368	65	5.7	67	16	4.2	301	3-14	315	46/	29/	1	4-40.0	11-105	1-1	17	2	0	2	0	0	2/2	-	1/2	28:19	
13	12/4 at CLE	[W]	15	4	9	2	4-12	303	57	5.3	98	32	3.1	205	5-21	226	20/	13/	0	6-37.2	7-97	1-0	14	2	0	2	0	0	2/2	-	0/1	30:17	
14	12/11 vs. IND	[L]	25	3	19	3	6-14	399	74	5.4	99	34	2.9	300	3-24	324	37/	24/	0	3-46.3	5-47	0-0	26	2	0	2	0	0	2/2	-	4/4	33:58	
15	12/18 vs. SF	[W]	11	4	3	4	1-13	217	51	4.3	110	25	4.4	107	2-16	123	24/	8/	1	8-41.9	8-56	1-0	9	0	0	0	0	0	0/0	-	3/3	24:20	
16	12/24 at HOU	[W]	18	4	13	1	7-13	370	62	6.0	107	29	3.7	263	4-32	295	29/	19/	1	2-32.0	7-40	1-0	20	2	0	2	0	0	2/2	-	2/4	27:42	
17	1/1 vs. TEN	[W]	15	5	9	1	6-14	270	62	4.4	99	22	4.5	171	1-8	179	39/	21/	1	5-48.0	18-140	2-1	13	2	0	2	0	0	1/2	-	0/0	25:49	
Totals			12-4	273	79	158	36	67-205	4,655	963	4.8	1,709	434	3.9	2,946	47-277	3,223	482/	285/	19	88-42.8	130-1055	21-9	269	30	4	22	4	0	29/30	-	20/27	28:27
WC 1/7/05 at NE			[L]	17	6	10	1	7-14	307	59	5.2	118	28	4.2	189	4-12	201	27/	15/	0	5-39.2	4-32	4-0	28	4	0	3	1	0	4/4	-	0/0	30:26

JACKSONVILLE JAGUARS 2004 OFFENSE GAME-BY-GAME

			FIRST DOWNS				3 RD	TOT. OFFENSE			RUSHING				PASSING					PUNTS		PEN.	FUM.	Tot.	Tot.										
Wk.	Date	Opp		Tot	Run	Pass	Pen	DOWN	Yards	Plays	Avg.	Yards	Att.	Avg.	Net	Sacks	Gross	Att./	Cmp./	Int.	Avg.	Yards	Lost	Pts.	TD	Rn	Ps	Rt	Sfty	PAT	2PT	FGs	T.O.P.		
1	9/12 at BUF	[W]	14	4	8	2	2-13	225	61	3.7	83	23	3.6	142	2-5	147	36/	18/	2	6-47.0	9-50	0-0	13	1	0	1	0	0	1-1	-	2-2	26:07			
2	9/19 vs DEN	[W]	8	2	4	2	1-10	176	40	4.4	67	22	3.0	109	2-11	120	16/	8/	0	9-44.1	10-85	1-0	7	1	0	1	0	0	1-1	-	0-0	22:52			
3	9/26 at TEN	[W]	15	7	6	2	3-11	253	51	5.0	136	29	4.7	117	2-7	124	20/	14/	0	7-39.0	9-87	3-0	15	2	1	1	0	0	1-1	1-1	0-0	28:46			
4	10/3 vs IND	[L]	23	5	16	2	8-15	408	73	5.6	97	31	3.1	311	1-7	318	41/	29/	0	1-33.0	5-28	2-1	17	1	0	1	0	0	--	1-1	3-4	35:33			
5	10/10 at SD	[L]	28	6	19	3	7-14	429	75	5.7	80	18	4.4	349	3-8	357	54/	36/	2	3-38.7	5-33	1-1	21	3	2	1	0	0	3-3	-	0-0	30:02			
6	10/17 vs KC	[W]	19	4	14	1	6-13	378	63	6.0	101	23	4.4	277	4-21	298	36/	24/	0	5-46.0	5-46	0-0	22	3	1	2	0	0	2-2	1-1	0-1	30:00			
7	10/24 at IND	[W]	20	5	15	0	5-11	414	60	6.9	128	27	4.7	286	3-14	300	30/	23/	1	1-36.0	6-48	2-1	27	2	0	2	0	0	1-1	1-1	4-4	34:34			
8	10/31 at HOU	[L]	14	3	10	1	4-12	287	55	5.2	39	12	3.3	248	1-7	255	42/	27/	2	4-47.0	11-80	1-0	6	0	0	0	0	0	--	-	2-3	24:54			
10	11/14 vs DET ot	[W]	22	10	11	1	12-22	415	89	4.7	239	50	4.8	176	3-22	198	36/	19/	0	8-39.6	10-99	0-0	23	3	1	2	0	0	2-2	-	1-1	41:44			
11	11/21 vs TEN	[L]	18	9	8	1	3-13	274	61	4.5	151	32	4.7	123	2-6	129	27/	13/	1	6-40.8	3-22	1-1	15	1	1	0	0	1	1-1	-	2-3	31:32			
12	11/28 at MIN	[L]	18	7	10	1	7-15	379	63	6.0	154	27	5.7	225	2-10	235	34/	19/	0	2-54.0	6-45	3-2	16	1	0	1	0	0	1-1	-	3-3	31:17			
13	12/5 vs PIT	[L]	20	5	11	4	6-14	359	63	5.7	100	34	2.9	259	2-9	268	27/	16/	0	3-47.7	3-25	1-0	16	1	0	1	0	0	1-1	-	3-5	34:37			
14	12/12 vs CH	[W]	22	5	13	4	4-15	332	73	4.5	90	28	3.2	242	0-0	242	45/	25/	1	8-42.6	8-75	1-0	22	2	0	2	0	1	2-2	-	2-2	35:43			
15	12/19 at GB	[W]	19	8	6	5	3-11	312	57	5.5	197	36	5.5	115	1-6	121	20/	9/	0	7-36.6	7-85	3-2	28	4	2	2	0	0	4-4	-	0-0	30:42			
16	12/26 vs HOU	[L]	6	4	2	0	1-10	126	44	2.9	95	20	4.8	31	3-23	54	21/	10/	1	7-45.3	5-45	3-2	0	0	0	0	0	0	0-0	-	0-1	21:02			
17	1/2 at OAK	[W]	13	4	8	1	8-1	242	63	3.8	93	34	2.7	149	1-0	149	28/	15/	1	7-43.6	7-87	1-1	13	1	1	0	0	0	1-1	-	2-2	30:53			
Totals			9-7	279	88	161	30	80-217	5,009	991	5.1	1,850	446	4.2	3,159	32-156	3,315	513-305-11	11	84-42.8	109-940	23-11	261	26	9	17	0	2	21-21	4-4	24-31	30:28			

JACKSONVILLE JAGUARS 2004 DEFENSE GAME-BY-GAME

			FIRST DOWNS				3 RD	TOT. OFFENSE			RUSHING				PASSING				PUNTS		PEN.	FUM.	Tot.	Tot.										
Wk.	Date	Opp	Tot	Run	Pass	Pen	DOWN	Yards	Plays	Avg.	Yards	Att.	Avg.	Net	Sacks	Gross	Att./	Cmp./	Int.	Avg.	Yards	Lost	Pts.	TD	Rn	Ps	Rt	Sfty	PAT	2PT	FGs	T.O.P.		
1	9/12 at BUF	[W]	16	5	10	1	7-14	242	63	3.8	95	36	2.6	147	1-6	153	26/	17/	0	5-44.6	7-78	3-2	10	1	0	1	0	0	1-1	-	1-2	33:53		
2	9/19 vs DEN	[W]	20	4	13	3	6-17	356	74	4.8	106	35	3.0	250	0-0	250	39/	23/	0	7-41.4	7-57	3-1	6	0	0	0	0	0	0-0	-	2-3	37:08		
3	9/26 at TEN	[W]	13	5	7	1	6-13	249	56	4.4	119	26	4.6	130	3-13	143	27/	16/	1	4-52.3	6-56	2-0	12	1	1	0	0	0	0-0	0-1	2-2	31:14		
4	10/3 vs IND	[L]	23	7	14	2	3-8	337	56	6.0	117	27	4.3	220	0-0	220	29/	20/	1	3-48.0	3-26	0-0	24	3	1	2	0	0	3-3	-	1-1	24:27		
5	10/10 at SD	[L]	18	8	10	0	9-15	386	62	6.2	176	35	5.0	210	1-1	211	26/	17/	0	4-41.5	4-44	0-0	34	4	2	2	0	0	4-4	-	2-2	29:58		
6	10/17 vs KC	[W]	19	3	15	1	6-13	350	60	5.8	77	21	3.7	273	6-42	315	33/	23/	1	5-42.4	5-30	3-0	16	2	0	2	0	0	1-2	-	1-2	30:00		
7	10/24 at IND	[W]	23	5	17	1	6-10	446	59	7.6	87	18	4.8	359	1-9	368	40/	27/	0	3-48.0	12-62	2-2	24	3	0	3	0	0	3-3	-	1-1	25:26		
8	10/31 at HOU	[L]	24	6	15	3	4-13	369	67	5.5	93	32	2.9	276	0-0	276	35/	26/	0	4-38.8	8-75	2-2	20	2	0	1	1	0	2-2	-	2-2	35:06		
10	11/14 vs DET ot	[W]	10	4	3	3	2-14	190	54	3.5	81	19	4.3	109	2-12	121	33/	11/	1	6-44.2	8-45	0-0	17	2	0	0	2	0	2-2	-	1-2	23:44		
11	11/21 vs TEN	[L]	14	4	10	0	4-13	295	60	4.9	103	27	3.8	192	3-17	209	30/	18/	2	5-43.2	4-49	1-0	18	2	1	1	0	0	1-1	1-1	1-1	28:28		
12	11/28 at MIN	[L]	27	7	14	3	6-10	330	61	5.4	112	30	3.7	218	4-17	235	27/	19/	1	2-49.0	4-35	1-1	27	3	1	1	1	0	3-3	-	2-2	28:43		
13	12/5 vs PIT	[L]	15	5	9	1	5-10	316	45	7.0	120	25	4.8	196	3-25	221	17/	14/	0	5-46.4	11-82	2-0	17	2	0	2	0	0	2-2	-	1-1	25:23		
14	12/12 vs CH	[W]	10	0	9	1	2-12	210	52	4.0	31	14	2.2	179	5-33	212	33/	17/	1	7-48.3	13-104	2-1	3	0	0	0	0	0	0-0	-	1-2	24:17		
15	12/19 at GB	[W]	26	2	21	3	6-11	444	67	6.6	94	21	4.5	350	2-17	367	44/	30/	3	3-38.0	12-101	4-2	25	3	0	2	1	0	2-2	1-1	1-2	29:18		
16	12/26 vs HOU	[L]	19	11	8	0	7-15	333	67	5.0	219	44	4.9	114	4-17	131	19/	13/	2	5-44.2	6-50	2-0	21	3	1	1	1	0	3-3	-	0-1	38:58		
17	1/2 at OAK	[W]	16	7	6	3	5-17	281	69	4.1	147	28	5.3	134	2-8	142	39/	15/	3	6-39.7	8-72	3-1	6	0	0	0	0	0	0-0	-	2-2	29:07		
Totals			9-7	290	83	181	26	84-205	5,134	972	5.3	1,777	438	4.1	3,357	37-217	3,574	497/	306/	16	74-44.1	118-966	30-12	280	31	7	18	6	0	27-28	2-3	21-28	29:32	

JACKSONVILLE JAGUARS 2003 OFFENSE GAME-BY-GAME

Wk.	Date	Opp	FIRST DOWNS				3 RD	TOT. OFFENSE				RUSHING				PASSING				PUNTS		PEN.	FUM.	Tot.		Tot.		PAT	2PT	FGs	T.O.P.			
			Tot	Run	Pass	Pen	DOWN	Yards	Plays	Avg.	Yards	Att.	Avg.	Net	Sacks	Gross	Att./	Cmp./	Int.	Avg.	Yards	Lost	Pts.	TD	Rn	Ps	Rt					Sfty		
1	9/ 7	at CAR	[L]	17	4	11	2	4-13	331	59	5.6	75	28	2.7	256	4-16	272	27/	23/	0	8-40.9	8-82	1-1	23	3	1	2	0	0	2-2	0-1	1-2	33:23	
2	9/14	vs. BUF	[L]	20	7	12	1	4-14	287	65	4.4	95	22	4.3	192	3-22	214	40/	26/	0	4-44.3	8-97	0-0	17	2	1	1	0	0	2-2	-	1-2	28:50	
3	9/21	at IND	[L]	15	7	7	1	5-15	266	55	4.8	152	25	6.1	114	2-8	122	28/	16/	0	4-38.8	7-38	2-1	13	1	0	1	0	0	1-1	-	2-4	23:48	
4	9/28	at HOU	[L]	15	4	9	2	2-11	342	59	5.8	79	22	3.6	263	0-0	263	37/	18/	3	4-43.5	9-48	3-2	20	2	1	1	0	0	2-2	-	2-2	24:46	
5	10/ 5	vs. SD	[W]	21	7	14	0	6-14	436	68	6.4	123	37	3.3	313	3-23	336	28/	19/	0	4-42.0	8-89	2-1	27	3	1	2	0	0	3-3	-	2-2	33:13	
6	10/12	vs. MIA	[L]	22	7	11	4	8-17	332	76	4.4	88	30	2.9	244	4-12	256	42/	24/	3	1-42.0	7-50	5-2	10	1	1	0	0	0	1-1	-	1-2	32:54	
8	10/26	vs. TEN	[L]	15	3	12	0	5-10	293	52	5.6	54	11	4.9	239	2-5	244	39/	24/	2	3-47.0	5-45	1-1	17	2	0	2	0	0	2-2	-	1-1	20:46	
9	11/ 2	at BAL	[L]	20	6	13	1	3-14	320	71	4.5	134	33	4.1	186	4-22	208	34/	22/	1	7-44.1	7-52	4-2	17	2	0	1	1	0	2-2	-	1-1	34:53	
10	11/ 9	vs. IND	[W]	20	10	8	2	9-14	353	62	5.7	174	38	4.6	174	0-0	174	24/	12/	1	4-36.0	7-47	1-1	28	4	3	1	0	0	4-4	-	0-0	31:39	
11	11/16	at TEN	[L]	16	8	8	0	2-13	271	62	4.4	126	30	4.2	145	1-6	151	31/	15/	2	6-41.3	3-15	1-0	3	0	0	0	0	0	0-0	-	1-2	30:28	
12	11/23	at NYJ	[L]	20	9	9	2	4-14	330	71	4.6	158	37	4.3	172	1-0	172	33/	17/	1	4-38.3	3-37	1-1	10	1	1	0	0	0	1-1	-	1-2	32:30	
13	11/30	vs. TB	[W]	21	8	11	2	4-12	359	69	5.2	135	35	3.9	224	0-0	224	34/	20/	0	3-43.3	5-48	2-1	17	2	0	2	0	0	2-2	-	1-3	31:30	
14	12/ 7	vs. HOU	[W]	23	11	8	4	7-17	390	70	5.6	208	40	5.2	182	1-12	194	29/	18/	0	6-41.0	7-70	1-0	27	3	2	1	0	0	3-3	-	2-3	35:46	
15	12/14	at NE	[L]	17	5	12	0	6-14	354	61	5.8	72	20	3.6	282	1-6	288	40/	21/	2	5-43.2	8-60	2-0	13	1	0	1	0	0	1-1	-	2-3	32:41	
16	12/21	vs. NO	[W]	22	11	8	3	6-13	374	63	5.9	243	45	5.4	131	1-0	131	17/	9/	2	2-34.5	7-69	0-0	20	2	1	1	0	0	2-2	-	2-3	32:03	
17	12/28	at ATL	[L]	21	11	10	0	5-13	320	61	5.2	157	28	5.6	163	1-4	167	32/	19/	0	4-38.5	9-48	1-1	14	2	1	1	0	0	2-2	-	0-1	28:38	
Totals				5-11	305	118	163	24	80-216	5,358	1,024	5.2	2,073	481	4.3	3,285	28-136	3,421	515/	303/	17	69-41.3	108-895	27-14	276	31	13	17	1	0	30-30	0-1	20-33	30:09

JACKSONVILLE JAGUARS 2003 DEFENSE GAME-BY-GAME

Wk.	Date	Opp	FIRST DOWNS				3 RD	TOT. OFFENSE				RUSHING				PASSING				PUNTS		PEN.	FUM.	Tot.		Tot.											
			Tot	Run	Pass	Pen	DOWN	Yards	Plays	Avg.	Yards	Att.	Avg.	Net	Sacks	Gross	Att./	Cmp./	Int.	Avg.	Yards	Lost	Pts.	TD	Rn	Ps	Rt	Sfty	PAT	2PT	FGs	T.O.P.					
1	9/ 7	at CAR	[L]	17	7	9	1	4-14	242	61	4.0	122	26	4.7	120	5-21	141	30/	16/	2	7-40.7	9-83	4-0	24	3	0	3	0	1	1-1	0-2	1-1	26:37				
2	9/14	vs. BUF	[L]	20	6	12	2	8-14	371	59	6.3	43	32	1.3	328	0-0	328	27/	20/	0	2-48.5	6-55	2-0	38	5	3	2	0	0	5-5	-	1-1	31:10				
3	9/21	at IND	[L]	17	6	11	0	7-14	289	63	4.6	73	30	2.4	216	0-0	216	33/	21/	1	3-42.0	4-20	0-0	23	2	0	2	0	0	2-2	-	3-3	36:12				
4	9/28	at HOU	[L]	21	7	12	2	7-16	339	75	4.5	110	37	3.0	229	1-5	234	37/	23/	2	4-34.8	4-43	4-2	24	3	2	1	0	0	3-3	-	1-2	35:14				
5	10/ 5	vs. SD	[W]	21	4	14	3	5-11	346	58	6.0	69	13	5.3	277	4-19	296	41/	24/	0	6-40.3	10-61	3-2	21	3	0	3	0	0	3-3	-	0-0	26:47				
6	10/12	vs. MIA	[L]	16	6	9	1	4-10	234	52	4.5	91	24	3.8	143	1-4	147	27/	14/	1	5-44.2	11-149	2-1	24	3	1	0	2	0	3-3	-	1-1	27:06				
8	10/26	vs. TEN	[L]	23	11	11	1	8-14	320	65	4.9	133	38	3.5	187	0-0	187	27/	21/	1	3-49.7	8-49	0-0	30	3	2	1	0	0	3-3	-	3-3	39:14				
9	11/ 2	at BAL	[L]	9	4	5	0	6-15	259	53	4.9	103	30	3.4	156	0-0	156	23/	10/	1	5-46.8	7-40	1-1	24	2	1	1	0	0	1-1	1-1	3-3	25:07				
10	11/ 9	vs. IND	[W]	20	2	16	2	6-15	394	66	6.0	47	21	2.2	347	0-0	347	45/	28/	2	4-34.8	7-38	1-0	23	2	0	2	0	0	2-2	-	3-3	28:21				
11	11/16	at TEN	[L]	13	5	8	0	7-15	246	60	4.1	96	32	3.0	150	2-16	166	26/	13/	1	4-43.5	2-12	2-2	10	1	0	1	0	0	1-1	-	1-2	29:32				
12	11/23	at NYJ	[L]	17	1	15	1	4-13	282	62	4.5	61	21	2.9	221	2-15	236	39/	25/	1	6-39.0	6-45	0-0	13	1	0	1	0	0	1-1	-	2-2	27:30				
13	11/30	vs. TB	[W]	16	6	9	1	2-12	221	59	3.7	77	19	4.1	144	2-12	156	38/	21/	1	5-36.6	7-80	0-0	10	1	1	0	0	0	1-1	-	1-2	28:30				
14	12/ 7	vs. HOU	[W]	7	2	4	1	1-12	124	49	2.5	70	23	3.0	54	3-17	71	23/	11/	1	10-41.9	10-86	3-2	0	0	0	0	0	0	0-0	-	0-0	24:14				
15	12/14	at NE	[L]	18	6	12	0	8-16	296	68	4.4	84	32	2.6	212	2-16	228	34/	22/	0	4-40.3	4-55	1-1	27	3	2	1	0	0	3-3	-	2-2	27:19				
16	12/21	vs. NO	[W]	20	0	16	4	6-13	350	64	5.5	61	25	2.4	289	1-7	296	38/	22/	0	3-36.0	4-30	2-1	19	2	0	2	0	0	1-2	-	2-2	27:57				
17	12/28	at ATL	[L]	21	11	9	1	9-14	344	62	5.5	166	39	4.3	178	1-2	180	22/	12/	1	4-41.5	4-35	1-0	21	3	1	2	0	0	3-3	-	0-0	31:22				
Totals				5-11	276	84	172	20	92-218	4,657	976	4.8	1,406	442	3.2	3,251	24-134	3,385	510/	303/	15	75-41.0	103-881	26-12	331	37	13	22	2	1	33-34	1-3	24-27	29:51			

JACKSONVILLE JAGUARS 2002 OFFENSE GAME-BY-GAME

Wk.	Date	Opp	FIRST DOWNS					3 RD	TOT. OFFENSE			RUSHING				PASSING				PUNTS		PEN.	FUM.	Tot.	Tot.												
			Tot	Run	Pass	Pen	DOWN	Yards	Plays	Avg.	Yards	Att.	Avg.	Net	Sacks	Gross	Att./	Cmp./	Int.	Avg.	Yards	Lost	Pts.	TD	Rn	Ps	Rt	Sfty	PAT	2PT	FGs	T.O.P.					
1	9/ 8	vs. IND	[L]	19	8	11	0	8-16	343	69	5.0	118	32	3.7	225	1-3	228	36/	22/	1	3-52.0	5-40	3-1	25	3	1	2	0	0	2/2	1/1	1/2	32:33				
2	9/15	at KC	[W]	19	5	14	0	7-15	450	65	6.9	130	29	4.5	320	0-0	320	36/	25/	0	4-40.5	5-45	1-1	23	3	1	2	0	0	2/2	0/1	1/2	31:44				
4	9/29	vs. NYJ	[W]	20	12	8	0	4-10	383	57	6.7	223	40	5.6	160	2-13	173	15/	10/	0	5-53.2	3-15	0-0	28	4	4	0	0	0	4/4	-	0/1	33:26				
5	10/6	vs. PHI	[W]	16	4	10	2	2-11	267	51	5.2	70	27	2.6	197	1-0	197	23/	13/	0	5-44.6	4-21	0-0	28	3	1	1	1	0	2/2	1/1	2/2	25:02				
6	10/13	at TEN	[L]	13	7	4	2	4-9	198	42	4.7	130	26	5.0	68	3-16	84	13/	7/	2	4-49.5	4-22	0-0	14	2	2	0	0	0	2/2	-	0/0	22:17				
7	10/20	at BAL	[L]	22	8	14	0	6-16	397	78	5.1	173	30	5.8	224	2-7	231	46/	24/	3	4-38.3	5-30	1-0	10	1	1	0	0	0	1/1	-	1/2	32:01				
8	10/27	vs. HOU	[L]	18	7	9	2	6-17	290	71	4.1	126	32	3.9	164	5-38	202	34/	16/	0	8-44.1	5-50	0-0	19	2	1	1	0	1	2/2	-	1/3	33:39				
9	11/ 3	at NYG	[L]	16	6	9	1	5-14	329	60	5.5	126	20	6.3	203	2-27	230	38/	23/	0	3-36.0	8-63	1-1	17	2	0	2	0	0	2/2	-	1/1	26:56				
10	11/10	vs. WAS	[W]	18	7	10	1	6-15	309	64	4.8	142	32	4.4	167	3-27	194	29/	19/	0	5-48.2	8-55	1-0	26	2	2	0	0	0	2/2	-	4/4	33:43				
11	11/17	at HOU	[W]	16	5	11	0	4-12	321	58	5.5	122	28	4.4	199	5-25	224	25/	15/	1	6-43.0	7-62	1-0	24	3	1	2	0	0	3/3	-	1/2	28:52				
12	11/24	at DAL	[L]	19	5	14	0	5-14	326	68	4.8	132	26	5.1	194	2-8	202	40/	22/	1	6-44.5	11-79	2-2	19	2	1	1	0	1	2/2	-	1/2	27:52				
13	12/ 1	vs. PIT	[L]	13	4	7	2	3-11	226	47	4.8	102	21	4.9	124	3-22	146	23/	12/	0	6-41.7	0-0	0-0	23	3	1	2	0	0	2/2	0/1	1/1	21:19				
14	12/ 8	vs. CLE	[L]	13	7	4	2	2-11	211	48	4.4	157	31	5.1	54	3-19	73	14/	10/	0	7-46.6	5-51	1-0	20	2	1	1	0	0	2/2	-	2/2	25:04				
15	12/15	at CIN	[W]	20	6	13	1	3-12	321	61	5.3	109	30	3.6	212	3-11	223	28/	19/	0	5-42.0	5-54	0-0	29	4	1	3	0	0	3/3	1/1	0/0	30:01				
16	12/22	vs. TEN	[L]	13	4	9	0	0-11	214	58	3.7	75	18	4.2	139	4-18	157	36/	18/	1	7-41.4	8-51	0-0	10	1	0	1	0	0	1/1	-	1/1	24:21				
17	12/29	at IND	[L]	20	10	9	1	6-13	266	62	4.3	154	33	4.7	112	3-23	135	26/	13/	0	3-40.7	6-47	1-1	13	1	1	0	0	0	1/1	-	2/2	29:29				
Totals			6-10	275	105	156	14	71-207	4,851	959	5.1	2,089	455	4.6	2,762	42-257	3,019	462/	268/	9	81-44.2	89-685	6-Dec	328	38	19	18	1	2	33/33	3/5	19/27	28:39				

JACKSONVILLE JAGUARS 2002 DEFENSE GAME-BY-GAME

				FIRST DOWNS				3 RD	TOT. OFFENSE			RUSHING				PASSING				PUNTS		PEN.	FUM.	Tot.		Tot.											
Wk.	Date	Opp		Tot	Run	Pass	Pen	DOWN	Yards	Plays	Avg.	Yards	Att.	Avg.	Net	Sacks	Gross	Att./	Cmp./	Int.	Avg.	Yards	Lost	Pts.	TD	Rn	Ps	Rt	Sfty	PAT	2PT	FGs	T.O.P.				
1	9/ 8	vs. IND	[L]	18	5	13	0	9-14	307	60	5.1	104	28	3.7	203	1-8	211	31/	19/	0	3-47.3	2-14	2-2	28	4	0	3	1	0	4/4	-	0/1	27:27				
2	9/15	at KC	[W]	18	7	11	0	6-13	336	61	5.5	140	28	5.0	196	1-3	199	32/	16/	2	4-43.5	5-48	0-0	16	1	0	1	0	0	1/1	-	3/3	28:16				
4	9/29	vs. NYJ	[W]	18	2	15	1	5-13	345	63	5.5	78	22	3.5	267	2-14	281	39/	21/	2	3-48.3	4-25	4-2	3	0	0	0	0	0	0/0	-	1/1	26:34				
5	10/6	vs. PHI	[W]	28	12	15	1	7-17	406	83	4.9	199	30	6.6	207	5-23	230	48/	28/	0	5-39.4	10-75	0-0	25	3	1	2	0	0	2/2	1/1	1/1	34:58				
6	10/13	at TEN	[L]	25	10	14	1	10-17	370	77	4.8	152	40	3.8	218	1-8	226	36/	26/	0	1-30.0	5-55	2-1	23	2	1	1	0	0	2/2	-	3/4	37:43				
7	10/20	at BAL	[L]	16	6	9	1	6-14	261	62	4.2	118	32	3.7	143	2-9	152	28/	14/	0	6-35.7	4-30	2-2	17	2	0	2	0	0	2/2	-	1/2	27:59				
8	10/27	vs. HOU	[L]	12	3	7	2	3-13	242	53	4.6	81	31	2.6	161	4-23	184	18/	11/	0	7-37.6	9-60	2-1	21	2	1	1	0	0	1/1	1/1	2/3	26:21				
9	11/ 3	at NYG	[L]	26	10	13	3	5-12	394	66	6.0	177	35	5.1	217	3-11	228	28/	20/	0	3-38.0	7-59	1-1	24	3	2	1	0	0	3/3	-	1/3	33:04				
10	11/10	vs. WAS	[W]	23	3	16	4	3-12	307	69	4.4	68	16	4.3	239	2-17	256	51/	27/	3	5-31.4	6-49	1-0	7	1	0	1	0	0	1/1	-	0/1	26:17				
11	11/17	at HOU	[W]	18	6	10	2	2-11	272	62	4.4	78	28	2.8	194	4-34	228	30/	22/	1	6-34.7	5-40	2-1	21	3	2	1	0	0	3/3	-	0/0	31:08				
12	11/24	at DAL	[L]	21	7	12	2	2-9	405	58	7.0	118	31	3.8	287	3-14	301	24/	16/	2	5-38.8	10-75	2-1	21	3	1	2	0	0	3/3	-	0/1	32:08				
13	12/ 1	vs. PIT	[L]	23	13	10	0	2-11	403	69	5.8	219	40	5.5	184	2-17	201	27/	17/	1	1-53.0	4-25	0-0	25	1	1	0	0	0	1/1	-	6/6	38:41				
14	12/ 8	vs. CLE	[L]	21	8	11	2	7-15	417	71	5.9	173	33	5.2	244	3-20	264	35/	21/	2	5-39.8	10-68	0-0	21	3	1	2	0	0	3/3	-	0/2	34:56				
15	12/15	at CIN	[W]	19	5	12	2	7-17	300	69	4.3	65	24	2.7	235	3-23	258	42/	22/	1	2-41.0	5-29	1-1	15	1	1	0	0	0	0/0	0/1	3/3	29:59				
16	12/22	vs. TEN	[L]	20	8	11	1	4-11	298	62	4.8	175	40	4.4	123	0-0	123	22/	14/	0	6-39.7	4-30	0-0	28	4	2	1	1	0	4/4	-	0/1	35:39				
17	12/29	at IND	[L]	18	7	9	2	5-13	272	57	4.8	126	29	4.3	146	0-0	146	28/	20/	0	3-36.0	6-35	1-1	20	2	1	1	0	0	2/2	-	2/2	30:31				
Totals				6-10	324	112	188	24	83-212	5,335	1,042	5.1	2,071	487	4.3	3,264	36-224	3,488	519/	314/	14	65-38.7	96-717	20-13	315	35	14	19	2	0	32/32	2/3	23/34	31:21			

JACKSONVILLE JAGUARS 2001 OFFENSE GAME-BY-GAME

Wk.	Date	Opp	FIRST DOWNS				3 RD	TOT. OFFENSE			RUSHING				PASSING					PUNTS		PEN.	FUM.	Tot.											
			Tot	Run	Pass	Pen	DOWN	Yards	Plays	Avg.	Yards	Att.	Avg.	Net	Sacks	Gross	Att./	Cmp./	Int.	Avg.	Yards	Lost	Pts.	TD	Rn	Ps	Rt	Sfty	PAT	2PT	FGs	T.O.P.			
1	9/ 9	vs PIT	[W]	16	6	9	1	4/12	299	56	5.3	101	29	3.5	198	1-0	198	26/	15/	0	6-45.7	4-31	2-20	21	3	0	3	0	0	3/3	-	0/1	28:50		
2	9/23	vs TEN	[W]	16	4	10	2	2/12	329	60	5.5	119	30	4.0	210	3-25	235	27/	17/	0	5-48.0	3-20	4-2	13	1	1	0	0	0	1/1	-	2/3	30:13		
3	9/30	vs CLE	[L]	14	5	8	1	4/12	259	58	4.5	98	19	5.2	161	2-9	170	37/	19/	2	6-47.8	8-63	2-0	14	2	0	1	1	0	2/2	-	0/1	24:20		
4	10/ 7	at SEA	[L]	18	3	14	1	4/14	256	63	4.1	57	21	2.7	199	3-34	233	39/	21/	0	4-44.5	4-24	3-2	15	1	0	1	0	0	-	0/1	3/4	26:54		
6	10/18	vs BUF	[L]	14	6	7	1	3/10	247	51	4.8	115	21	5.5	132	4-18	150	26/	16/	2	5-45.0	3-35	2-0	10	1	0	1	0	0	1/1	-	1/1	24:26		
7	10/28	at BAL	[L]	19	4	12	3	3/10	365	55	6.6	81	15	5.4	284	3-22	306	37/	25/	0	3-43.3	10-70	1-1	17	2	0	2	0	0	2/2	-	1/1	26:16		
8	11/ 4	at TEN	[L]	20	5	13	2	3/9	309	54	5.7	70	17	4.1	239	5-22	261	32/	21/	1	5-44.2	3-14	2-0	24	3	2	1	0	0	3/3	-	1/1	22:12		
9	11/11	vs CIN	[W]	21	9	10	2	3/11	261	60	4.4	97	25	3.9	164	3-25	189	32/	20/	0	8-44.9	6-32	1-0	30	4	2	2	0	1	4/4	-	0/0	28:08		
10	11/18	at PIT	[L]	14	1	10	3	3/11	234	52	4.5	48	16	3.0	186	5-39	225	31/	17/	0	7-46.6	7-35	4-3	7	1	0	0	1	0	1/1	-	0/1	25:09		
11	11/25	vs BAL	[L]	19	4	14	1	4/12	305	61	5.0	75	19	3.9	230	4-29	259	38/	23/	0	7-40.4	9-58	1-0	21	3	2	1	0	0	3/3	-	0/1	26:26		
12	12/ 3	vs GB	[L]	20	2	16	2	5/15	348	73	4.8	62	23	2.7	286	5-25	311	45/	26/	2	6-40.8	13-111	2-2	21	2	0	1	1	0	1/1	1/1	2/3	30:53		
13	12/ 9	at CIN	[W]	17	2	14	1	8/16	255	65	3.9	62	25	2.5	193	8-49	242	32/	23/	1	7-39.6	7-40	1-0	14	2	0	2	0	0	2/2	-	0/1	31:06		
14	12/16	at CLE	[W]	19	8	10	1	8/18	282	76	3.7	128	33	3.9	154	8-48	202	35/	20/	2	3-44.3	9-85	2-1	15	1	0	1	0	0	0/1	-	3/3	37:13		
15	12/23	at MIN	[W]	23	12	11	0	9/14	423	62	6.8	214	37	5.8	209	1-8	217	24/	17/	0	1-53.0	3-34	0-0	33	3	2	1	0	0	3/3	-	4/4	34:08		
16	12/30	vs KC	[L]	22	9	12	1	3/11	431	67	6.4	182	26	7.0	249	4-34	283	37/	22/	1	4-42.8	5-44	2-2	26	3	2	1	0	1	3/3	-	1/2	27:20		
17	1/ 6	at CHI	[L]	17	5	11	1	4/11	237	56	4.2	91	16	5.7	146	4-43	189	36/	19/	3	5-35.0	3-14	0-0	13	2	0	2	0	0	1/2	-	0/1	24:47		
Totals			6-10	289	85	181	23	70/198	4,840	969	5.0	1,600	372	4.3	3,240	63-430	3670	534/	321/	14	82-43.6	97-710	29-13	294	34	11	20	3	2	30/32	1/2	18/28	28:01		

JACKSONVILLE JAGUARS 2001 DEFENSE GAME-BY-GAME

				FIRST DOWNS				3 RD	TOT. OFFENSE				RUSHING				PASSING				PUNTS		PEN.	FUM.	Tot.		Tot.											
Wk.	Date	Opp		Tot	Run	Pass	Pen	DOWN	Yards	Plays	Avg.	Yards	Att.	Avg.	Net	Sacks	Gross	Att./	Cmp./	Int.	Avg.	Yards	Lost	Pts.	TD	Rn	Ps	Rt	Sfty	PAT	2PT	FGs	T.O.P.					
1	9/ 9	vs PIT	[W]	15	5	9	1	6/16	281	68	4.1	120	28	4.3	161	3-20	181	37/	21/	2	5-35.4	4-29	5-2	3	0	0	0	0	0	0/0	-	1/1	31:10					
2	9/23	vs TEN	[W]	13	5	7	1	1/14	264	62	4.3	87	22	4.0	177	4-38	215	36/	21/	0	6-47.0	6-65	0-0	6	0	0	0	0	0	0/0	-	2/3	29:47					
3	9/30	vs CLE	[L]	19	6	13	0	9/16	321	73	4.4	95	36	2.6	226	3-23	249	34/	24/	1	5-38.4	5-47	2-2	23	2	1	0	1	0	2/2	-	3/3	35:40					
4	10/ 7	at SEA	[L]	21	9	11	1	4/12	395	61	6.5	185	36	5.1	210	2-9	219	23/	15/	1	6-39.2	7-60	1-1	24	3	2	1	0	0	3/3	-	1/2	33:06					
6	10/18	vs BUF	[L]	19	5	12	2	6/14	317	67	4.7	98	35	2.8	219	2-19	238	30/	23/	0	4-37.0	5-31	0-0	13	1	0	1	0	0	1/1	-	2/4	35:34					
7	10/28	at BAL	[L]	23	7	15	1	6/13	305	68	4.5	114	32	3.6	191	5-31	222	31/	23/	1	5-32.4	4-34	2-0	18	2	1	1	0	0	0/0	0/2	2/2	33:44					
8	11/ 4	at TEN	[L]	27	10	16	1	9/15	362	71	5.1	146	33	4.4	216	4-25	241	34/	27/	0	4-57.5	8-48	0-0	28	4	2	2	0	0	4/4	-	0/2	37:48					
9	11/11	vs CIN	[W]	18	2	16	0	9/19	352	75	4.7	73	23	3.2	279	4-24	303	48/	28/	1	7-46.7	10-107	3-0	13	1	1	0	0	0	1/1	-	2/2	31:52					
10	11/18	at PIT	[L]	20	7	13	0	6/15	402	69	5.8	145	34	4.3	257	2-9	266	33/	21/	0	8-45.9	9-65	0-0	20	2	1	1	0	0	2/2	-	2/2	34:51					
11	11/25	vs BAL	[L]	24	6	17	1	8/15	361	74	4.9	115	42	2.7	246	2-13	259	30/	21/	1	5-37.4	6-39	4-1	24	3	2	1	0	0	3/3	-	1/2	33:34					
12	12/ 3	vs GB	[L]	20	3	13	4	3/13	389	64	6.1	37	21	1.8	352	1-10	362	42/	24/	0	7-46.9	9-81	;2-1	28	4	1	3	0	0	4/4	-	0/2	29:07					
13	12/ 9	at CIN	[W]	12	3	9	0	3/13	200	58	3.4	60	27	2.2	140	1-7	147	30/	16/	1	6-35.5	7-54	;0-0	10	1	1	0	0	0	1/1	-	1/1	28:54					
14	12/16	at CLE	[W]	11	3	8	0	3/11	220	48	4.6	47	15	3.1	173	3-11	184	30/	21/	1	3-27.3	5-72	2-1	10	1	0	0	1	0	1/1	-	1/1	22:47					
15	12/23	at MIN	[W]	16	3	11	2	4/14	214	60	3.6	28	14	2.0	186	4-32	218	42/	24/	1	6-35.0	3-33	2-1	3	0	0	0	0	0	0/0	-	1/1	25:52					
16	12/30	vs KC	[L]	23	5	15	3	4/11	365	68	5.4	92	31	3.0	273	2-21	294	35/	26/	2	3-40.3	5-55	4-2	30	3	1	2	0	0	3/3	-	3/3	32:40					
17	1/ 6	at CHI	[L]	19	10	8	1	6/16	322	70	4.6	169	40	4.2	153	1-6	159	29/	19/	0	3-32.7	3-14	1-1	33	3	2	1	0	0	3/3	-	4/4	35:13					
Totals				6-10	300	89	193	18	87/227	5,070	1,056	4.8	1,611	469	3.4	3,459	43-298	757	544/	354/	12	83-40.5	96-834	28-12	286	30	15	13	2	0	28/28	0/2	26/35	31:59				

JACKSONVILLE JAGUARS 2000 OFFENSE GAME-BY-GAME

Wk.	Date	Opp	FIRST DOWNS				3 RD	TOT. OFFENSE			RUSHING				PASSING				PUNTS		PEN.	FUM.	Tot.	Tot.										
			Tot	Run	Pass	Pen	DOWN	Yards	Plays	Avg.	Yards	Att.	Avg.	Net	Sacks	Gross	Att./	Cmp./	Int.	Avg.	Yards	Lost	Pts.	TD	Rn	Ps	Rt	Sfty	PAT	2PT	FGs	T.O.P.		
1	9/ 3	at CLE	[W]	28	9	19	0	10/16	398	78	5.1	119	40	3.0	279	4-22	301	34/	24/	0	3-39.0	1-5	1-0	27	3	2	1	0	0	3/3	-	2/2	37:10	
2	9/10	at BAL	[L]	22	3	15	4	5/14	421	75	5.6	46	21	2.2	375	4-11	386	50/	28/	2	3-38.0	10-60	4-2	36	3	0	3	0	0	3/3	-	5/5	31:23	
3	9/17	vs CIN	[W]	15	4	9	2	4/16	241	65	3.7	84	29	2.9	157	4-19	176	32/	20/	1	7-42.3	7-76	0-0	13	1	0	1	0	0	1/1	-	2/3	31:29	
4	9/25	at IND	[L]	18	5	12	1	5/14	286	65	4.4	97	24	4.0	189	5-40	229	36/	21/	2	9-43.2	4-40	1-0	14	2	0	2	0	0	2/2	-	0/0	27:38	
5	10/ 1	vs PIT	[L]	17	1	16	0	5/15	206	68	3.0	26	16	1.6	180	7-45	225	45/	23/	1	4-50.0	10-75	1-1	13	1	0	1	0	0	1/1	-	2/2	24:50	
6	10/ 8	vs BAL	[L]	22	5	16	1	8/15	348	73	4.8	95	27	3.5	253	3-7	260	43/	29/	3	5-38.0	6-34	8-3	10	1	1	0	0	0	1/1	-	1/2	31:48	
7	10/16	at TEN	[L]	13	4	7	2	4/14	304	58	5.2	143	26	5.5	161	5-35	196	27/	18/	0	5-44.6	5-40	2-2	13	1	1	0	0	0	1/1	-	2/2	26:53	
8	10/22	vs WAS	[L]	21	7	13	1	8/17	385	74	5.2	146	26	5.6	239	6-32	271	42/	21/	2	5-48.0	5-42	3-2	16	1	0	1	0	0	1/1	-	3/3	32:18	
9	10/29	at DAL	[W]	18	8	9	1	7/15	392	62	6.3	161	38	4.2	231	0-0	231	24/	20/	0	5-43.6	8-50	0-0	23	3	0	3	0	0	2/2	-	1/2	33:36	
11	11/12	vs SEA	[L]	24	8	15	1	6/12	437	64	6.8	122	26	4.7	315	5-25	340	33/	24/	0	4-42.5	7-55	2-1	21	3	2	1	0	0	3/3	-	0/0	30:48	
12	11/19	at PIT	[W]	20	11	9	0	6/14	417	70	6.0	240	36	6.7	177	3-13	190	31/	17/	1	5-42.8	8-55	1-1	34	4	3	1	0	0	4/4	-	2/2	34:20	
13	11/26	vs TEN	[W]	16	5	11	0	6/14	334	56	6.0	111	28	4.0	223	3-14	237	25/	15/	2	3-53.7	4-25	0-0	16	1	0	1	0	0	1/1	-	3/3	29:19	
14	12/ 3	vs CLE	[W]	28	15	11	2	10/18	449	82	5.5	244	47	5.2	205	2-13	218	33/	16/	0	5-39.2	9-59	0-0	48	6	5	1	0	0	6/6	-	2/2	37:11	
15	12/10	vs ARZ	[W]	25	14	10	1	5/12	469	66	7.1	214	45	4.8	255	0-0	255	21/	15/	0	1-55.0	2-15	0-0	44	5	2	3	0	0	5/5	-	3/3	34:56	
16	12/17	at CIN	[L]	17	8	9	0	6/15	276	63	4.4	114	34	3.4	162	1-8	170	28/	19/	0	8-28.9	6-47	3-1	14	2	1	1	0	0	2/2	-	0/1	37:15	
17	12/23	at NYG	[L]	14	2	12	0	5/14	327	61	5.4	70	18	3.9	257	2-5	262	41/	23/	1	7-42.4	3-25	1-1	25	3	1	2	0	0	2/2	1/1	1/1	25:39	
Totals			7-9	318	109	193	16	100/235	5,690	1,080	5.3	2,032	481	4.2	3,658	54-289	3,947	545/	333/	15	79-41.9	95-703	27-14	367	40	18	22	0	0	38/38	1/1	29/33	31:32	

JACKSONVILLE JAGUARS 2000 DEFENSE GAME-BY-GAME

				FIRST DOWNS				3 RD	TOT. OFFENSE				RUSHING				PASSING					PUNTS		PEN.	FUM.	Tot.		Tot.											
Wk.	Date	Opp		Tot	Run	Pass	Pen	DOWN	Yards	Plays	Avg.	Yards	Att.	Avg.	Net	Sacks	Gross	Att./	Cmp./	Int.	Avg.	Yards	Lost	Pts.	TD	Rn	Ps	Rt	Sfty	PAT	2PT	FGs	T.O.P.						
1	9/ 3	at CLE	[W]	9	2	7	0	3/10	249	44	5.7	96	16	6.0	153	1-7	160	27/	19/	0	5-50.8	3-25	1-1	7	1	0	1	0	0	1/1	-	0/0	22:50						
2	9/10	at BAL	[L]	17	4	11	2	3/13	331	61	5.4	89	18	4.9	242	3-20	262	40/	23/	2	7-41.1	8-65	1-0	39	5	0	5	0	0	4/4	1/1	1/1	28:37						
3	9/17	vs CIN	[W]	14	4	7	3	4/17	233	69	3.4	71	23	3.1	162	5-21	183	41/	18/	2	7-42.0	6-44	3-2	0	0	0	0	0	0	0/0	-	0/2	28:31						
4	9/25	at IND	[L]	21	4	16	1	5/12	533	64	8.3	93	28	3.3	440	0-0	440	36/	23/	0	5-47.4	11-90	1-1	43	5	1	4	0	1	5/5	-	2/2	32:22						
5	10/ 1	vs PIT	[L]	22	13	5	4	4/11	332	62	5.4	209	44	4.8	123	2-9	132	16/	10/	1	3-34.0	7-55	2-2	24	3	3	0	0	0	3/3	-	1/1	35:10						
6	10/ 8	vs BAL	[L]	10	1	9	0	3/17	194	66	2.9	56	25	2.2	138	2-16	154	39/	17/	0	9-41.9	5-25	1-1	15	0	0	0	0	0	0/0	-	5/5	28:12						
7	10/16	at TEN	[L]	18	8	10	0	6/12	409	59	6.9	175	38	4.6	234	0-0	234	21/	13/	0	3-49.3	10-89	1-1	27	3	1	2	0	0	3/3	-	2/3	33:07						
8	10/22	vs WAS	[L]	18	9	8	1	2/9	399	54	7.4	130	30	4.3	269	0-0	269	24/	16/	1	6-45.0	6-59	1-1	35	5	2	3	0	0	5/5	-	0/0	27:42						
9	10/29	at DAL	[W]	22	9	11	2	5/9	325	59	5.5	118	32	3.7	207	2-13	220	25/	17/	1	3-40.7	7-54	3-2	17	2	1	1	0	0	2/2	-	1/1	30:08						
11	11/12	vs SEA	[L]	22	6	12	4	8/15	326	66	4.9	96	32	3.0	230	1-1	231	33/	22/	0	6-44.8	5-50	3-0	28	4	1	3	0	0	4/4	-	0/0	29:12						
12	11/19	at PIT	[W]	15	7	7	1	5/12	302	56	5.4	147	24	6.1	155	5-33	188	27/	13/	2	4-46.0	4-30	3-3	24	3	2	1	0	0	1/1	1/2	1/2	25:40						
13	11/26	vs TEN	[W]	17	6	10	1	6/14	334	57	5.9	117	31	3.8	217	2-11	228	24/	13/	0	5-38.2	4-40	1-0	13	1	1	0	0	0	1/1	-	2-3	30:41						
14	12/ 3	vs CLE	[W]	2	1	0	1	0/12	53	42	1.3	62	18	3.4	-9	6-42	33	18/	7/	0	12-43.1	9-85	2-1	0	0	0	0	0	0	0/0	-	0/0	22:49						
15	12/10	vs ARZ	[W]	11	2	9	0	6/13	189	49	3.9	40	19	2.1	149	4-32	181	26/	15/	1	5-47.8	4-53	0-0	10	1	0	1	0	0	1/1	-	1/2	25:04						
16	12/17	at CIN	[L]	15	6	7	2	5/10	263	53	5.0	106	27	3.9	157	4-14	171	22/	10/	1	5-36.2	6-40	3-3	17	2	1	0	1	0	2/2	-	1/1	22:45						
17	12/23	at NYG	[L]	19	3	15	1	9/17	373	73	5.1	80	31	2.6	293	3-28	321	39/	22/	1	5-29.8	1-10	0-0	28	4	1	2	1	0	4/4	-	0/1	34:21						
Totals				7-9	252	85	144	23	74/203	4,845	934	5.2	1,685	436	3.9	3,160	40-247	3,407	458/	258/	12	90-42.5	96-814	26-18	327	39	14	23	2	1	36/36	2/3	17/24	28:28					

JACKSONVILLE JAGUARS 1999 OFFENSE GAME-BY-GAME

			FIRST DOWNS				3 RD	TOT. OFFENSE				RUSHING				PASSING				PUNTS	PEN.	FUM.	Tot.	Tot.											
Wk.	Date	Opp	Tot	Run	Pass	Pen	DOWN	Yards	Plays	Avg.	Yards	Att.	Avg.	Net	Sacks	Gross	Att./	Cmp./	Int.	Avg.	Yards	Lost	Pts.	TD	Rn	Ps	Rt	Sfty	PAT	2PT	FGs	T.O.P.			
1	9/12	vs SF	[W]	18	7	11	0	2/13	344	67	5.1	97	34	2.9	247	2-18	265	31/	22/	0	5-43.4	6-57	0-0	41	4	1	1	2	0	3/3	1/1	4/4	35:02		
2	9/19	at CAR	[W]	27	12	14	1	7/16	414	80	5.2	214	46	4.7	200	2-14	214	32/	20/	0	3-47.7	5-35	1-1	22	2	2	0	0	0	1/1	0/1	3/4	38:09		
3	9/26	vs TEN	[L]	22	7	14	1	6/16	369	75	4.9	137	33	4.2	232	0-0	232	42/	22/	3	5-45.8	9-79	2-1	19	2	0	1	1	1	2/2	-	1/1	32:06		
4	10/ 3	at PIT	[W]	13	6	5	2	3/15	204	61	3.3	124	35	3.5	80	1-5	85	25/	10/	1	8-41.5	5-32	0-0	17	1	0	1	0	2	1/1	-	2/2	28:47		
5	10/11	at NYJ	[W]	16	11	5	0	7/17	322	71	4.5	125	34	3.7	197	2-18	215	35/	21/	0	7-45.9	7-67	2-1	16	1	1	0	0	0	1/1	-	3/3	32:33		
6	10/17	vs CLE	[W]	21	4	16	1	7/14	325	66	4.9	103	33	3.1	222	0-0	222	33/	24/	0	4-44.0	7-55	0-0	24	2	1	1	0	0	1/1	1/1	3/3	32:24		
8	10/31	at CIN	[W]	23	10	13	0	6/11	377	64	5.9	183	34	5.4	194	2-20	214	28/	17/	0	2-44.5	2-16	0-0	41	5	3	2	0	0	5/5	-	2/2	30:01		
9	11/ 7	at ATL	[W]	20	8	12	0	10/19	367	71	5.2	152	34	4.5	215	3-23	238	34/	19/	0	4-41.8	5-40	1-0	30	3	0	3	0	0	3/3	-	3/4	34:24		
10	11/14	vs BAL	[W]	9	1	6	2	6/19	132	61	2.2	47	26	1.8	85	6-33	118	29/	20/	0	9-42.6	4-30	1-0	6	0	0	0	0	0	0/0	-	2/3	32:51		
11	11/21	vs NO	[W]	30	9	17	4	3/7	494	62	8.0	139	27	5.1	355	3-17	372	32/	21/	1	2-26.0	4-50	0-0	41	5	2	2	1	0	5/5	-	2/2	27:52		
12	11/28	at BAL	[W]	24	3	20	1	9/18	388	75	5.2	60	25	2.4	328	3-10	338	47/	27/	2	6-43.2	8-41	1-1	30	4	1	2	1	0	2/2	2/2	0/0	32:35		
13	12/ 2	vs PIT	[W]	24	7	15	2	7/15	466	73	6.4	168	34	4.9	298	2-10	308	37/	25/	0	5-29.6	9-98	3-1	20	2	1	1	0	0	2/2	-	2/2	36:06		
14	12/13	vs DEN	[W]	18	9	6	3	4/13	265	60	4.4	161	32	5.0	104	3-11	115	25/	11/	0	7-41.1	3-20	4-0	27	3	3	0	0	0	3/3	-	2/2	27:35		
15	12/19	at CLE	[W]	20	7	13	0	6/14	442	67	6.6	181	33	5.5	261	1-6	267	33/	21/	1	3-43.0	4-57	1-1	24	3	2	1	0	0	3/3	-	1/3	31:44		
16	12/26	at TEN	[L]	16	5	8	3	1/ 9	237	55	4.3	65	18	3.6	172	4-24	196	33/	12/	3	6-38.5	4-29	1-0	14	2	1	0	1	0	2/2	-	0/0	21:30		
17	1/ 2	vs CIN	[W]	30	10	19	1	8/14	440	77	5.7	135	36	3.8	305	2-12	317	39/	28/	0	2-48.0	8-49	1-1	24	3	2	1	0	0	3/3	-	1/3	37:37		
Totals			14-2	331	116	194	21	92/230	5,586	1,085	5.1	2,091	514	4.1	3,495	36-221	3,716	535/	320/	11	78-41.8	90-755	18-7	396	42	20	16	6	3	37/37	4/5	31/38	31:57		
Div.	1/15	vs MIA	[W]	21	10	10	1	8/16	520	68	7.6	257	46	5.6	263	2-14	277	20/	12/	1	5-39.0	7-51	1-1	62	8	3	4	1	0	8/8	-	2/3	35:23		
AFC	1/23	vs TEN	[L]	20	5	13	2	3/10	360	64	5.6	144	23	6.3	216	3-10	226	38/	19/	2	3-45.3	9-100	5-4	14	2	1	1	0	0	2/2	-	0/0	28:24		

JACKSONVILLE JAGUARS 1999 DEFENSE GAME-BY-GAME

			FIRST DOWNS				3 RD	TOT. OFFENSE			RUSHING				PASSING				PUNTS	PEN.	FUM.	Tot.	Tot.										
Wk.	Date	Opp	Tot	Run	Pass	Pen	DOWN	Yards	Plays	Avg.	Yards	Att.	Avg.	Net	Sacks	Gross	Att./	Cmp./	Int.	Avg.	Yards	Lost	Pts.	TD	Rn	Ps	Rt	Sfty	PAT	2PT	FGs	T.O.P.	
1	9/12	vs SF	[W]	11	3	6	2	1/14	203	59	3.4	94	20	4.7	109	4-32	141	35/	14/	3	8-46.5	2-10	3-2	3	0	0	0	0	0	0/0	-	1/1	24:58
2	9/19	at CAR	[W]	16	5	11	0	2/9	283	48	5.9	87	18	4.8	196	4-20	216	26/	16/	1	5-45.0	5-37	0-0	20	3	0	3	0	0	2/2	0/1	0/0	21:51
3	9/26	vs TEN	[L]	15	2	12	1	4/13	242	60	4.0	51	26	2.0	191	2-13	204	32/	17/	1	6-37.0	9-82	2-1	20	2	0	2	0	0	2/2	-	2/2	27:54
4	10/ 3	at PIT	[W]	14	5	8	1	5/16	216	67	3.2	117	31	3.8	99	4-27	126	32/	15/	1	6-44.3	7-65	4-1	3	0	0	0	0	0	0/0	-	1/1	31:13
5	10/11	at NYJ	[W]	13	6	7	0	3/16	230	66	3.5	89	24	3.7	141	4-23	164	38/	19/	2	7-45.1	2-15	1-0	6	0	0	0	0	0	0/0	-	2/2	27:27
6	10/17	vs CLE	[W]	16	4	10	2	7/14	243	55	4.4	113	28	4.0	130	4-31	161	23/	18/	0	7-35.4	6-55	2-1	7	1	0	1	0	0	1/1	-	0/0	27:36
8	10/31	at CIN	[W]	14	4	10	0	8/16	300	63	4.8	93	23	4.0	207	4-21	228	36/	20/	2	4-39.5	4-24	1-1	10	1	0	1	0	0	1/1	-	1/1	29:59
9	11/ 7	at ATL	[W]	10	1	9	0	4/13	182	50	3.6	42	11	3.8	140	9-63	203	30/	17/	3	6-36.8	5-34	2-1	7	1	0	1	0	0	1/1	-	0/0	25:36
10	11/14	vs BAL	[W]	13	4	8	1	2/14	242	61	4.0	88	24	3.7	154	4-22	176	33/	17/	0	9-37.9	6-29	3-1	3	0	0	0	0	0	0/0	-	1/1	27:09
11	11/21	vs NO	[W]	21	8	12	1	6/12	339	58	5.8	106	29	3.7	233	2-18	251	27/	18/	1	4-43.0	8-42	2-0	23	3	3	0	0	0	2/2	0/1	1/2	32:08
12	11/28	at BAL	[W]	14	3	11	0	3/12	280	59	4.7	81	22	3.7	199	3-15	214	34/	17/	1	5-37.8	6-39	4-2	23	2	0	2	0	0	2/2	-	3/3	27:25
13	12/ 2	vs PIT	[W]	15	3	10	2	1/11	235	57	4.1	63	15	4.2	172	3-22	194	39/	19/	0	6-52.7	9-76	2-0	6	0	0	0	0	0	0/0	-	2/2	23:54
14	12/13	vs DEN	[W]	18	4	13	1	7/14	358	61	5.9	90	27	3.3	268	1-7	275	33/	21/	2	6-41.5	9-83	4-0	24	3	1	2	0	0	3/3	-	1/1	32:25
15	12/19	at CLE	[W]	19	5	12	2	7/16	269	67	4.0	72	20	3.6	197	6-44	241	41/	24/	0	8-42.5	5-40	1-1	14	2	1	1	0	0	2/2	-	0/0	28:16
16	12/26	at TEN	[L]	26	9	15	2	11/18	476	76	6.3	148	37	4.0	328	0-0	328	39/	26/	0	4-40.0	4-33	0-0	41	5	0	5	0	0	5/5	-	2/2	38:30
17	1/ 2	vs CIN	[W]	13	6	5	2	1/7	236	44	5.4	110	18	6.1	126	3-15	141	23/	13/	2	5-36.2	6-64	0-0	7	1	1	0	0	0	1/1	-	0/0	22:23
Totals			14-2	248	72	159	17	72/215	4,334	951	4.6	1,444	373	3.9	2,890	57-373	3,263	521/	291/	19	96-41.4	93-728	31-11	217	24	6	18	0	0	22/22	0/2	17/18	28:03
Div.	1/15	vs MIA	[W]	10	0	6	4	2/13	131	64	2.0	21	18	1.2	110	5-31	141	41/	16/	2	9-39.6	9-88	6-5	7	1	0	1	0	0	1/1	-	0/0	24:37
AFC	1/23	vs TEN	[L]	17	8	7	2	3/10	289	58	5.0	177	34	5.2	112	1-0	112	23/	14/	1	5-39.8	5-39	5-3	33	4	2	1	1	0	4/4	-	1/1	31:36

JACKSONVILLE JAGUARS 1998 OFFENSE GAME-BY-GAME

			FIRST DOWNS				3 RD	TOT. OFFENSE			RUSHING				PASSING				PUNTS		PEN.	FUM.	Tot.		Tot.											
Wk.	Date	Opp		Tot	Run	Pass	Pen	DOWN	Yards	Plays	Avg.	Yards	Att.	Avg.	Net	Sacks	Gross	Att./	Cmp./	Int.	Avg.	Yards	Lost	Pts.	TD	Rn	Ps	Rt	Sfty	PAT	2PT	FGs	T.O.P.			
1	9/6 at CHI	[W]		21	10	11	0	7/14	367	69	5.3	160	33	4.8	207	1-0	207	35/	22/	2	5-43.0	3-26	4-1	24	3	1	2	0	0	3/3	-	1/1	29:50			
2	9/13 vs KC	[W]		19	9	7	3	6/12	256	58	4.5	145	38	4.0	111	2-15	126	18/	11/	0	4-36.8	6-44	0-0	21	3	1	1	1	0	3/3	-	0/2	29:44			
3	9/20 vs BAL	[W]		21	4	16	1	4/14	519	69	7.5	154	32	4.8	365	3-11	376	34/	25/	0	8-38.0	8-60	1-1	24	3	1	2	0	0	3/3	-	1/2	33:51			
4	9/27 at TEN	[W]		19	6	10	3	8/15	297	67	4.4	148	37	4.0	149	2-6	155	28/	17/	2	3-51.3	10-72	1-1	27	3	1	2	0	0	3/3	-	2/2	32:54			
6	10/12 vs MIA	[W]		12	5	6	1	2/10	385	43	9	186	23	8.1	199	2-14	213	18/	12/	1	7-44.7	8-86	1-0	28	4	2	2	0	0	4/4	-	0/1	20:54			
7	10/18 at BUF	[L]		16	7	9	0	7/16	238	65	3.7	134	34	3.9	104	3-15	119	28/	16/	0	5-52.4	8-58	1-0	16	1	1	0	0	0	1/1	-	3/3	34:02			
8	10/25 at DEN	[L]		24	5	18	1	5/14	348	69	5	66	16	4.1	282	7-71	353	46/	28/	0	4-39.5	9-56	2-1	24	3	0	3	0	0	3/3	-	1/2	26:13			
9	11/ 1 at BAL	[W]		20	8	10	2	5/10	364	56	6.5	111	32	3.5	253	2-5	258	22/	15/	1	3-45.0	10-73	0-0	45	6	2	2	2	0	6/6	-	1/1	28:04			
10	11/ 8 vs CIN	[W]		14	9	5	0	4/13	272	55	4.9	137	32	4.2	135	2-11	146	21/	9/	0	5-46.2	9-58	1-1	24	3	1	1	1	0	3/3	-	1/1	24:10			
11	11/15 vs TB	[W]		18	8	10	0	7/16	374	68	5.5	144	28	5.1	230	3-18	248	37/	22/	0	6-50.3	8-58	1-0	29	3	3	0	0	0	2/2	0/1	3/3	31:11			
12	11/22 at PIT	[L]		17	6	10	1	9/16	301	69	4.4	97	26	3.7	204	1-8	212	42/	18/	3	6-49.8	5-30	1-1	15	2	1	1	0	0	1/1	1/1	0/0	25:16			
13	11/29 at CIN	[W]		16	1	14	1	7/17	322	65	5	79	29	2.7	243	1-1	244	35/	19/	0	6-45.5	7-51	0-0	34	4	0	4	0	0	4/4	-	2/2	29:25			
14	12/ 6 vs DET	[W]		24	12	8	4	8/13	426	68	6.3	205	43	4.8	221	1-7	228	24/	15/	0	2-40.5	7-45	0-0	37	4	2	2	0	0	4/4	-	3/3	35:39			
15	12/13 vs TEN	[L]		15	4	9	2	4/12	241	54	4.5	69	23	3.0	172	2-6	178	29/	18/	1	6-50.7	9-65	1-0	13	1	1	0	0	0	1/1	-	2/2	29:51			
16	12/20 at MIN	[L]		15	9	3	3	3/13	207	59	3.5	138	28	4.9	69	4-19	88	27/	12/	2	8-43.6	7-56	3-2	10	1	0	1	0	0	1/1	-	1/1	26:28			
17	12/28 vs PIT	[W]		16	8	7	1	8/15	297	55	5.4	129	33	3.9	168	3-24	192	19/	10/	0	7-42.4	7-60	1-0	21	3	2	1	0	0	3/3	-	0/0	26:13			
Totals				11-5	287	111	153	23	94/220	5,214	989	5.3	2,102	487	4.3	3,112	39-231	3,343	463/	269/	12	85-45.0	121-898	18-8	392	47	19	24	4	0	45/45	1/2	21/26	28:59		
WC	1/3 vs NE	[W]		17	6	9	2	7/18	308	73	4.2	160	37	4.3	148	2-13	161	34/	14/	0	6-44.8	25	2-0	25	2	1	1	0	0	1/1	0/1	4/4	32:00			
DIV	1/10 at NYJ	[L]		14	5	8	1	4/12	251	53	4.7	95	22	4.3	156	0-0	156	31/	12/	3	3-37.0	24	1-1	24	3	0	3	0	0	3/3	-	1/1	20:44			

JACKSONVILLE JAGUARS 1998 DEFENSE GAME-BY-GAME

			FIRST DOWNS				3 RD	TOT. OFFENSE				RUSHING				PASSING				PUNTS	PEN.	FUM.	Tot.	Tot.											
Wk.	Date	Opp		Tot	Run	Pass	Pen	DOWN	Yards	Plays	Avg.	Yards	Att.	Avg.	Net	Sacks	Gross	Att./	Cmp./	Int.	Avg.	Yards	Lost	Pts.	TD	Rn	Ps	Rt	Sfty	PAT	2PT	FGs	T.O.P.		
1.	9/6 at CHI	[W]	16	9	6	1	5/13	321	61	5.3	132	34	3.9	189	0-0	189	27/	16/	0	4-45.5	4-26	2-2	23	2	1	0	1	0	2/2	-	3/4	30:10			
2	9/13 vs KC	[W]	23	7	14	2	3/11	364	64	5.7	111	25	4.4	253	2-10	263	37/	23/	0	4-43.3	5-54	3-2	16	1	1	0	0	0	1/1	-	3/3	30:16			
3	9/20 vs BAL	[W]	11	3	8	0	2/15	313	61	5.1	81	25	3.2	232	2-16	248	34/	17/	1	10-49.1	7-54	0-0	10	1	0	1	0	0	1/1	-	1/1	26:09			
4	9/27 at TEN	[W]	15	4	9	2	5/13	219	57	3.8	40	20	2.0	179	4-29	208	33/	17/	2	3-50.3	9-73	3-1	22	2	0	2	0	0	1/1	0/1	3/3	27:06			
6	10/12 vs MIA	[W]	25	7	16	2	6/14	374	79	4.7	67	28	2.4	307	2-16	323	49/	30/	1	6-41.7	11-89	1-1	21	3	1	2	0	0	3/3	-	0/1	39:06			
7	10/18 at BUF	[L]	22	7	12	3	8/15	337	63	5.3	110	23	4.8	227	1-1	228	39/	18/	0	5-39.2	6-53	1-1	17	2	1	1	0	0	2/2	-	1/1	25:58			
8	10/25 at DEN	[L]	24	10	12	2	6/14	465	71	6-5	170	36	4.7	295	0-0	295	35/	21/	0	3-41.7	8-54	0-0	37	4	3	1	0	0	4/4	-	3/3	33:47			
9	11/ 1 at BAL	[W]	22	6	14	2	5/10	357	59	6.1	126	23	5.5	231	2-12	243	34/	27/	1	4-32.5	9-70	5-4	19	3	0	3	0	0	1/1	0/2	0/0	31:56			
10	11/ 8 vs CIN	[W]	19	5	12	2	4/16	318	71	4.5	118	27	4.4	200	4-35	235	40/	24/	1	6-41.2	4-40	4-1	11	1	0	1	0	0	0/0	1/1	1/1	35:50			
11	11/15 vs TB	[W]	13	8	5	0	4/13	343	59	5.8	157	33	4.8	186	2-8	194	24/	10/	2	6-45.8	7-52	1-1	24	3	0	3	0	0	3/3	-	1/1	28:49			
12	11/22 at PIT	[L]	18	5	13	0	9/18	329	70	4.7	121	34	3.6	208	0- 0	208	36/	25/	0	7-36.9	3-25	0-0	30	3	0	1	2	0	3/3	-	3/3	34:44			
13	11/29 at CIN	[W]	20	6	12	2	5/15	355	68	5.2	131	24	5.5	224	1-10	234	43/	24/	2	4-49.8	3-27	3-2	17	2	1	1	0	0	2/2	-	1/2	30:35			
14	12/ 6 vs DET	[W]	16	3	12	1	6/15	332	60	5.5	120	22	5.5	212	5-38	250	33/	14/	0	3-39.3	9-76	0-0	22	2	0	2	0	0	1/1	0/1	3/4	24:21			
15	12/13 vs TEN	[L]	20	7	13	0	6/15	354	68	5.2	131	27	4.9	223	2-9	232	39/	22/	1	4-48.3	9-73	1-1	16	1	0	1	0	0	1/1	-	3/3	30:09			
16	12/20 at MIN	[L]	25	11	12	2	4/12	417	71	5.9	180	33	5.5	237	1-7	244	37/	20/	0	5-48.6	8-108	0-0	50	6	1	4	1	0	5/5	0/1	3/3	33:32			
17	12/28 vs PIT	[W]	20	10	8	2	3/13	361	75	4.8	205	36	5.7	156	2-18	174	37/	17/	2	4-41.0	7-79	1-1	3	0	0	0	0	0	0/0	-	1/2	33:47			
Totals			11-5	309	108	178	23	81/222	5,559	1,057	5.3	2,000	450	4.4	3,559	30-209	3,768	577/	325/	13	78-43.5	109-953	25-17	338	36	9	23	4	0	30/30	1/6	30/35	31:01		
WC	1/ 3 vs NE	[W]	14	3	11	0	5/15	206	65	3.2	35	19	1.8	171	2-19	190	44/	21/	1	8-47.3	6-50	4-2	10	1	1	0	0	0	1/1	-	1/1	28:00			
DIV	1/10 at NYJ	[L]	29	11	17	1	10/14	429	77	5.6	151	39	3.9	278	2-6	284	36/	24/	1	2-34.5	5-38	2-2	34	4	3	1	0	0	4/4	-	2/2	39:16			

JACKSONVILLE JAGUARS 1997 OFFENSE GAME-BY-GAME

			FIRST DOWNS				3 RD	TOT. OFFENSE			RUSHING				PASSING				PUNTS	PEN.	FUM.	Tot.	Tot.											
Wk.	Date	Opp		Tot	Run	Pass	Pen	DOWN	Yards	Plays	Avg.	Yards	Att.	Avg.	Net	Sacks	Gross	Att./	Cmp./	Int.	Avg.	Yards	Lost	Pts.	TD	Rn	Ps	Rt	Sfty	PAT	2PT	FGs	T.O.P.	
1	8/31	at BAL	[W]	19	6	13	0	7/14	411	63	6.5	108	31	3.5	303	3-14	317	29/	23/	0	5-45.2	11-64	1-1	28	4	2	2	0	0	4/4	-	0/1	31:59	
2	9/ 7	vs NYG	[W]	22	7	12	3	6/17	375	75	5.0	123	39	3.2	252	1-0	252	35/	23/	0	6-51.5	9-71	1-1	40	4	4	0	0	0	4/4	-	4/4	39:39	
4	9/22	vs PIT	[W]	23	5	16	2	9/17	343	72	4.8	40	26	1.5	303	3-25	328	43/	25/	0	1-38.0	4-35	0-0	30	3	1	1	1	0	3/3	-	3/5	33:55	
5	9/28	at WAS	[L]	11	3	8	0	3/13	204	56	3.6	70	22	3.2	134	3-19	153	31/	16/	2	3-46.0	7-68	0-0	12	0	0	0	0	0	0/0	-	4/4	24:52	
6	10/ 5	vs CIN	[W]	21	8	10	3	6/12	308	63	4.9	160	33	4.8	148	3-16	164	27/	14/	0	5-50.6	5-40	1-0	21	3	0	3	0	0	3/3	-	0/1	30:37	
7	10/12	vs PHI	[W]	21	12	8	1	2/7	306	48	6.4	149	24	6.2	157	4-6	163	20/	15/	0	4-48.5	7-35	2-1	38	5	5	0	0	0	5/5	-	1/1	23:30	
8	10/19	at DAL	[L]	15	3	11	1	5/11	271	51	5.3	42	18	2.3	229	2-13	242	31/	21/	1	5-53.8	10-98	0-0	22	3	0	3	0	0	2/2	1/1	0/0	26:36	
9	10/26	at PIT ot	[L]	16	3	11	2	4/14	267	58	4.6	73	23	3.2	194	4-20	214	31/	15/	1	7-36.1	11-69	3-0	17	2	0	2	0	0	2/2	-	1/1	24:20	
10	11/ 2	at TEN	[W]	17	7	9	1	6/16	290	65	4.5	135	31	4.4	155	3-14	169	31/	17/	1	4-51.8	6-65	1-1	30	3	1	1	1	0	3/3	-	3/3	33:24	
11	11/ 9	vs KC	[W]	16	8	8	0	0/8	332	51	6.5	150	27	5.6	182	3-17	199	21/	9/	1	7-42.3	5-39	1-1	24	3	2	1	0	0	3/3	-	1/1	23:46	
12	11/16	vs TEN	[W]	21	6	14	1	8/15	352	68	5.2	103	36	2.9	249	2-18	267	30/	22/	0	5-45.2	4-58	2-2	17	2	1	1	0	0	2/2	-	1/1	32:53	
13	11/23	at CIN	[L]	20	7	12	1	3/10	415	58	7.2	135	24	5.6	280	1-6	286	33/	20/	1	1-56.0	5-41	2-2	26	2	1	1	0	0	2/2	-	4/4	24:06	
14	11/30	vs BAL	[W]	23	7	14	2	7/16	404	72	5.6	91	31	2.9	313	1-4	317	40/	25/	1	2-41.5	11-122	0-0	29	2	1	1	0	0	2/2	-	5/5	35:11	
15	12/ 7	vs NE	[L]	23	10	12	1	8/15	341	73	4.7	107	27	4	234	4-17	251	42/	25/	0	3-38.3	9-63	2-2	20	3	0	2	1	0	2/2	0/1	0/1	32:29	
16	12/14	at BUF	[W]	20	5	15	0	4/13	388	65	6.0	91	31	2.9	297	2-20	317	32/	24/	1	4-38.5	3-35	0-0	20	2	2	0	0	0	2/2	-	2/2	31:33	
17	12/21	at OAK	[W]	20	6	14	0	4/11	417	60	7.0	143	31	4.6	274	1-9	283	28/	19/	0	4-36.8	3-11	1-0	20	2	0	2	0	0	2/2	-	2/2	28:25	
Totals				11-5	308	103	187	18	82/209	5,424	998	5.4	1,720	454	3.8	3,704	40-218	3922	504/	313/	9	66-44.9	110-914	17-11	394	43	20	20	3	0	41/41	1/2	31/36	29:40
WC 12/27 at DEN			[L]	14	3	9	2	3/10	237	49	4.8	50	14	3.6	187	3-16	203	32/	18/	1	4-29.5	9-54	1-1	17	2	1	0	1	0	2/2	-	1/1	19:01	

JACKSONVILLE JAGUARS 1997 DEFENSE GAME-BY-GAME

			FIRST DOWNS				3 RD	TOT. OFFENSE				RUSHING				PASSING				PUNTS		PEN.	FUM.	Tot.	Tot.											
Wk.	Date	Opp		Tot	Run	Pass	Pen	DOWN	Yards	Plays	Avg.	Yards	Att.	Avg.	Net	Sacks	Gross	Att./	Cmp./	Int.	Avg.	Yards	Lost	Pts.	TD	Rn	Ps	Rt	Sfty	PAT	2PT	FGs	T.O.P.			
1	8/31	at BAL	[W]	22	5	16	1	7/13	373	61	6.1	72	17	4.2	301	3-21	322	41/	24/	3	3-43.7	3-20	0-0	27	3	0	3	0	0	3/3	-	2/2	28:01			
2	9/ 7	vs NYG	[W]	13	3	8	2	2/12	206	53	3.9	39	16	2.4	167	2-15	182	35/	16/	1	9-45.2	9-79	2-2	13	2	1	1	0	0	1/1	0/1	0/0	20:21			
4	9/22	vs PIT	[W]	19	7	10	2	5/ 9	306	48	6.4	153	30	5.1	153	2-2	155	16/	11/	1	2-39.0	6-82	1-1	21	3	1	2	0	0	3/3	-	0/1#	26:05			
5	9/28	at WAS	[L]	20	7	13	0	11/17	336	70	4.8	113	42	2.7	223	4-21	244	24/	16/	1	2-42.5	2-15	2-2	24	3	0	3	0	0	3/3	-	1/2	35:08			
6	10/ 5	vs CIN	[W]	17	10	6	1	5/14	348	61	5.7	148	29	5.1	200	5-32	232	27/	16/	0	5-46.4	11-80	0-0	13	2	2	0	0	0	1/2#	-	0/0	29:23			
7	10/12	vs PHI	[W]	23	4	18	1	8/16	393	73	5.4	90	27	3.3	303	4-22	325	42/	27/	1	#5-32.0	8-65	2-1	21	3	0	3	0	0	3/3	-	0/1	36:30			
8	10/19	at DAL	[L]	24	6	15	3	7/14	337	67	5.0	99	33	3	238	2-24	262	32/	21/	0	3-44.0	4-40	1-0	26	3	1	2	0	0	2/2	0/1	2/3	33:24			
9	10/26	at PIT ot	[L]	26	8	17	1	9/17	439	82	5.4	141	37	3.8	298	3-19	317	42/	25/	1	5-42.6	5-54	3-2	23	3	1	2	0	0	2/2	-	1/1	41:27			
10	11/ 2	at TEN	[W]	15	6	8	1	4/11	302	51	5.9	107	27	4	195	2-16	211	22/	13/	1	3-50.0	9-59	3-1	24	3	2	0	1	0	3/3	-	1/3	26:36			
11	11/ 9	vs KC	[W]	22	9	13	0	7/18	413	85	4.9	148	29	5.1	265	6-49	314	50/	29/	2	4-46.0	6-48	5-3	10	1	0	0	1	0	1/1	-	1/1	36:14			
12	11/16	vs TEN	[W]	17	6	9	2	3/12	320	56	5.7	136	33	4.1	184	0-0	184	23/	9/	2	6-42.0	6-37	0-0	9	1	0	1	0	0	0/0	0/1	1/2	27:07			
13	11/23	at CIN	[L]	24	10	13	1	7/15	327	73	4.5	124	36	3.4	203	1-8	211	36/	26/	0	6-34.8	5-79	1-0	31	4	2	2	0	0	4/4	-	1/1	35:54			
14	11/30	vs BAL	[W]	17	6	9	2	5/12	221	55	4.0	58	22	2.6	163	4-25	188	29/	18/	0	6-43.0	6-71	1-0	27	4	1	2	1	0	3/3	0/1	0/0	24:49			
15	12/ 7	vs NE	[L]	16	1	14	1	4/13	282	57	4.9	55	20	2.9	227	2-7	234	35/	26/	0	4-41.5	5-31	1-0	26	2	0	2	0	0	2/2	-	4/5	27:31			
16	12/14	at BUF	[W]	24	12	10	2	9/17	335	76	4.4	143	33	4.3	192	2-18	210	41/	19/	1	4-37.8	0-0	3-2	14	1	1	0	0	0	0/0	1/1	2/2	28:27			
17	12/21	at OAK	[W]	19	7	11	1	9/16	300	67	4.5	108	24	4.5	192	6-52	244	37/	24/	0	6-42.0	5-40	1-1	9	1	0	1	0	0	0/0	0/1	1/1	31:35			
Totals				11-5	318	107	190	21	102/226	5,238	1,035	5.1	1,734	455	3.8	3,504	48-331	3835	532/	320/	14	73-41.9	90-800	26-15	318	39	12	24	3	0	31/32	1/6	17/25	30:20		
WC 12/27 at DEN			[L]	28	18	8	2	12/16	511	76	6.7	310	49	6.3	201	3-22	223	24/	16/	0	3-33.0	9-94	3-2	42	6	5	1	0	0	6/6	-	0/0	40:59			

JACKSONVILLE JAGUARS 1996 OFFENSE GAME-BY-GAME

Wk.	Date	Opp	FIRST DOWNS				3 RD	TOT. OFFENSE			RUSHING				PASSING					PUNTS	PEN.	FUM.	Tot.	Tot.										
			Tot	Run	Pass	Pen	DOWN	Yards	Plays	Avg.	Yards	Att.	Avg.	Net	Sacks	Gross	Att./	Cmp./	Int.	Avg.	Yards	Lost	Pts.	TD	Rn	Ps	Rt	Sfty	PAT	2PT	FGs	T.O.P.		
1	9/ 1	vs PIT	[W]	22	7	12	3	10/16	313	71	4.4	119	36	3.3	194	4-18	212	31/	20/	2	5-41.4	4-35	1-0	24	3	1	2	0	0	3/3	-	1/1	35:06	
2	9/ 8	vs HOU	[L]	26	7	18	1	1/6	370	61	6.1	72	21	3.4	298	2-4	302	38/	27/	2	1-48.0	6-55	2-1	27	3	1	2	0	0	3/3	-	2/3	31:15	
3	9/15	at OAK	[L]	14	2	9	3	2/13	270	61	4.4	69	21	3.3	201	3-16	217	37/	18/	2	7-36.6	8-58	1-0	3	0	0	0	0	0	0/0	-	1/1	31:41	
4	9/22	at NE ot	[L]	12	1	11	0	5/14	442	52	8.5	29	11	2.6	413	2-19	432	39/	23/	1	5-40.6	17-148	2-1	25	3	0	3	0	0	2/2	1/1	1/2	24:58	
5	9/29	vs CAR	[W]	22	10	11	1	8/14	378	68	5.6	179	38	4.7	199	3-15	214	27/	15/	1	6-51.7	13-118	2-1	24	3	2	1	0	0	3/3	-	1/1	34:59	
6	10/ 6	at NO	[L]	22	7	12	3	6/15	382	70	5.5	141	34	4.1	241	1-9	250	35/	28/	0	3-41.0	10-99	3-2	13	1	0	1	0	0	1/1	-	2/3	37:19	
7	10/13	vs NYJ	[W]	10	2	7	1	5/14	289	51	5.7	72	23	3.1	217	5-31	248	23/	14/	0	7-39.3	15-123	2-0	21	2	0	2	0	0	1/1	1/1	2/2	26:57	
8	10/20	at STL	[L]	36	10	24	2	11/14	538	87	6.2	118	33	3.5	420	2-1	421	52/	37/	5	0-0.0	3-15	2-1	14	2	2	0	0	0	2/2	-	0/0	41:34	
9	10/27	at CIN	[L]	19	8	10	1	5/13	338	63	5.4	149	28	5.3	189	4-26	215	31/	18/	2	7-43.6	8-48	2-0	21	3	1	2	0	0	3/3	-	0/0	28:24	
11	11/10	vs BAL	[W]	22	3	17	2	4/12	418	63	6.6	86	20	4.3	332	6-22	354	37/	24/	1	4-49.3	8-65	1-1	30	3	2	1	0	0	1/1	1/2	3/3	26:27	
12	11/17	at PIT	[L]	20	2	14	4	3/13	239	71	3.4	78	18	4.3	161	6-54	215	47/	28/	2	8-43.4	12-84	5-2	3	0	0	0	0	0	0/0	-	1/1	33:21	
13	11/24	at BAL ot	[W]	23	5	16	2	9/16	374	75	5.0	82	27	3.0	292	2-14	306	46/	28/	2	4-50.8	13-80	1-0	28	3	1	2	0	0	2/2	1/1	2/3	35:25	
14	12/ 1	vs CIN	[W]	19	3	16	0	3/11	422	58	7.3	66	23	2.9	356	1-0	356	34/	21/	0	3-51.7	5-44	1-0	30	2	0	1	1	0	1/1	1/1	5/5	27:22	
15	12/ 8	at HOU	[W]	19	8	8	3	6/14	279	63	4.4	114	35	3.3	165	3-7	172	25/	15/	0	3-47.3	2-10	1-1	23	2	2	0	0	0	2/2	-	3/4	30:44	
16	12/15	vs SEA	[W]	18	7	10	1	5/12	351	60	5.9	133	31	4.3	218	3-13	231	26/	19/	0	3-36.7	2-21	2-0	20	2	0	2	0	0	2/2	-	2/3	30:35	
17	12/22	vs ATL	[W]	21	8	13	0	4/11	357	64	5.6	143	32	4.5	214	3-8	222	29/	18/	0	3-45.0	1-3	0-0	19	1	1	0	0	0	1/1	-	4/4	30:43	
Totals			9-7	325	90	208	27	87/208	5,760	1,038	5.5	1,650	431	3.8	4,110	50-257	4,367	557/	353/	20	69-43.7	127-1006	29-10	325	33	13	19	1	0	27/27	5/6	30/36	31:18	
WC	12/28	at BUF	[W]	18	5	13	0	7/17	409	70	5.8	184	35	5.3	225	2-14	239	33/	18/	2	5-50.6	6-42	0-0	30	3	1	1	1	0	3/3	-	3/4	33:06	
DIV	1/ 4	at DEN	[W]	22	9	11	2	8/15	443	67	6.6	203	36	5.6	240	2-5	245	29/	18/	0	3-39.7	3-18	0-0	30	3	1	2	0	0	3/3	-	3/3	32:24	
AFC	1/12	at NE	[L]	18	6	12	0	5/14	289	72	4	101	33	3.1	188	1-2	190	38/	20/	2	5-36.4	4-23	3-2	6	0	0	0	0	0	0/0	-	2/2	34:43	

JACKSONVILLE JAGUARS 1996 DEFENSE GAME-BY-GAME

Wk.	Date	Opp	FIRST DOWNS				3 RD	TOT. OFFENSE			RUSHING				PASSING					PUNTS	PEN.	FUM.	Tot.	Tot.															
			Tot	Run	Pass	Pen	DOWN	Yards	Plays	Avg.	Yards	Att.	Avg.	Net	Sacks	Gross	Att./	Cmp./	Int.	Avg.	Yards	Lost	Pts.	TD	Rn	Ps	Rt	Sfty	PAT	2PT	FGs	T.O.P.							
1	9/ 1	vs PIT	[W]	13	8	5	0	3-12	187	52	3.6	101	25	4.0	86	4-21	107	23/	12/	1	6-39.5	7-40	2-1	9	0	0	0	0	0	0/0	-	3/3							24:54
2	9/ 8	vs HOU	[L]	21	9	10	2	6-11	401	54	7.4	181	31	5.8	220	1-6	226	22/	14/	0	2-43.5	7-60	2-1	34	4	1	3	0	0	4/4	-	2/2							28:45
3	9/15	at OAK	[L]	18	5	12	1	5-13	331	58	5.7	134	30	4.5	197	1-3	200	27/	18/	2	5-42.4	10-90	3-1	17	2	0	1	1	0	2/2	-	1/1							28:19
4	9/22	at NE ot	[L]	26	9	14	3	7-17	353	79	4.5	123	31	4.0	230	4-25	255	44/	27/	1	2-38.0	6-30	1-1	28	2	1	1	0	0	1/2	-	5/6							37:38
5	9/29	vs CAR	[W]	21	1	14	6	5-13	272	63	4.3	57	21	2.7	215	5-46	261	37/	17/	0	7-43.1	7-41	4-2	14	2	0	2	0	0	1/2	1/1	0/1							25:01
6	10/ 6	at NO	[L]	11	3	6	2	3-11	197	47	4.2	36	19	1.9	161	0-0	161	28/	15/	1	6-36.7	10-68	0-0	17	2	1	1	0	0	2/2	-	1/1							22:41
7	10/13	vs NYJ	[W]	24	5	15	4	8-17	367	74	5.0	91	30	3.0	276	0-0	276	44/	23/	2	4-48.5	3-25	1-0	17	2	0	2	0	0	2/2	-	1/2							33:03
8	10/20	at STL	[L]	9	5	3	1	4-10	204	39	5.2	83	20	4.2	121	2-8	129	17/	9/	1	5-48.6	7-55	2-0	17	2	0	1	1	0	2/2	-	1/1							18:26
9	10/27	at CIN	[L]	16	5	11	0	9-17	267	67	4.0	60	31	1.9	207	5-42	249	31/	20/	0	6-47.7	5-33	0-0	28	4	2	2	0	0	4/4	-	0/0							31:36
11	11/10	vs BAL	[W]	24	9	14	1	4-10	387	67	5.8	152	36	4.2	235	4-18	253	27/	17/	0	5-35.8	6-78	3-3	27	3	0	3	0	0	3/3	-	2/2							33:33
12	11/17	at PIT	[L]	15	9	6	0	7-15	198	59	3.4	108	32	3.4	90	2-19	109	25/	7/	1	6-39.8	6-58	1-0	28	4	1	2	1	0	4/4	-	0/1							26:39
13	11/24	at BAL ot	[W]	29	7	19	3	8-15	460	81	5.7	104	30	3.5	356	1-10	366	50/	31/	0	3-42.3	7-109	2-2	25	2	1	0	1	0	1/1	0/1	4/5							33:41
14	12/ 1	vs CIN	[W]	27	10	16	1	6-13	485	70	6.9	172	31	5.5	313	0-0	313	39/	23/	2	3-34.3	5-25	0-0	27	3	0	3	0	0	3/3	-	2/3							32:38
15	12/ 8	at HOU	[W]	21	7	14	0	5-11	361	62	5.8	74	20	3.7	287	5-21	308	37/	24/	1	3-44.3	4-45	4-3	17	2	1	1	0	0	2/2	-	1/2							29:16
16	12/15	vs SEA	[W]	19	8	10	1	6-14	306	62	4.9	159	29	5.5	147	2-9	156	31/	16/	1	4-41.5	5-33	1-0	13	1	0	1	0	0	1/1	-	2/2							29:25
17	12/22	vs ATL	[W]	21	10	11	0	7-12	309	58	5.3	146	31	4.7	163	1-9	172	26/	17/	0	4-43.8	2-10	0-0	17	2	1	1	0	0	2/2	-	1/2							29:17
Totals			9-7	316	110	181	25	93/211	5,095	993	5.1	1,781	447	4.0	3,314	37-237	3,551	509/	291/	13	71-42.0	97-800	26-14	335	37	9	24	4	0	33/35	1/2	26/34							28:42
WC	12/28	at BUF	[W]	19	5	14	0	5-15	308	68	4.5	92	29	3.2	216	3-30	246	36/	22/	1	5-43.2	6-39	4-2	27	3	1	1	1	0	3/3	-	2/2							26:54
DIV	1/ 4	at DEN	[W]	21	7	13	1	6-12	351	60	5.9	126	21	6.0	225	1-1	226	38/	25/	0	5-42.6	8-64	1-0	27	4	2	2	0	0	1/2	1/2	0/0							27:36
AFC	1/12	at NE	[L]	13	6	7	0	2-13	234	59	4.0	73	24	3.0	161	2-17	178	33/	20/	1	6-39.7	2-5	2-1	20	2	1	0	1	0	2/2	-	2/3							25:17

JACKSONVILLE JAGUARS 1995 OFFENSE GAME-BY-GAME

			FIRST DOWNS				3 RD	TOT. OFFENSE			RUSHING				PASSING					PUNTS	PEN.	FUM.	Tot.											
Wk.	Date	Opp		Tot	Run	Pass	Pen	DOWN	Yards	Plays	Avg.	Yards	Att.	Avg.	Net	Sacks	Gross	Att./	Cmp./	Int.	Avg.	Yards	Lost	Pts.	TD	Rn	Ps	Rt	Sfty	PAT	2PT	FGs	T.O.P.	
1	9/ 3	vs HOU	[L]	10	6	4	0	2/12	146	52	2.8	101	22	4.6	45	4-24	69	26/	10/	1	8-43.1	6-30	2-1	3	0	0	0	0	0	0/0	-	1/2	24:16	
2	9/10	at CIN	[L]	14	5	8	1	7/17	259	66	3.9	119	29	4.1	140	7-39	179	30/	12/	1	6-41.5	7-59	1-1	17	2	1	1	0	0	2/2	-	1/1	29:58	
3	9/17	at NYJ	[L]	20	11	6	3	7/17	251	74	3.4	146	35	4.2	105	6-33	138	33/	15/	1	6-46.5	8-44	3-2	10	1	0	1	0	0	1/1	-	1/1	27:48	
4	9/24	vs GB	[L]	13	2	10	1	5/15	201	57	3.5	76	23	3.3	125	5-31	156	29/	16/	0	8-45.4	8-52	0-0	14	2	0	2	0	0	2/2	-	0/0	26/09	
5	10/ 1	at HOU	[W]	16	5	7	4	1/8	219	50	4.4	68	20	3.4	151	3-23	174	27/	15/	1	5-46.2	7-58	2-2	17	2	1	1	0	0	2/2	-	1/1	25/52	
6	10/ 8	vs PIT	[W]	17	6	10	1	3/14	267	63	4.2	96	29	3.3	171	4-18	189	30/	17/	0	8-48.5	5-86	1-0	20	2	1	1	0	0	2/2	-	2/2	32/06	
7	10/15	vs CHI	[L]	26	7	16	3	6/13	409	72	5.7	121	23	5.3	288	1-14	302	48/	30/	1	1-55.0	8-51	0-0	27	3	0	3	0	0	3/3	-	2/4	31:10	
8	10/22	at CLE	[W]	24	12	9	3	12/17	315	74	4.3	159	45	3.5	156	1-8	164	28/	16/	1	3-37.0	10-64	2-1	23	3	1	1	1	0	2/3	-	1/1	32:24	
9	10/29	at PIT	[L]	14	4	9	1	2/14	229	60	3.8	84	20	4.2	145	7-44	189	33/	18/	0	9-41.0	8-67	2-1	7	1	0	1	0	0	1/1	-	0/0	28:36	
11	11/12	vs SEA	[L]	19	10	6	3	2/7	266	51	5.2	161	28	5.8	105	3-16	121	20/	13/	1	3-46.3	9-75	2-1	30	3	2	1	0	0	3/3	-	3/3	25:57	
12	11/19	at TB	[L]	19	6	12	1	5/13	350	59	5.9	87	23	3.8	263	3-10	273	33/	24/	1	6-41.8	6-42	1-0	16	2	1	1	0	0	1/1	0/1	1/1	31:00	
13	11/26	vs CIN	[L]	18	4	13	1	4/12	295	58	5.1	78	20	3.9	217	4-28	245	34/	18/	1	4-46.0	8-104	4-1	13	1	0	1	0	0	1/1	-	2/4	30:26	
14	12/ 3	at DEN	[L]	13	2	11	0	3/12	260	52	5.0	69	21	3.3	191	3-7	198	28/	15/	1	5-43.2	10-67	1-1	23	3	0	1	2	0	2/2	0/1	1/1	28:43	
15	12/10	vs IND	[L]	27	7	16	4	7/13	424	66	6.4	126	25	5.0	298	2-14	312	39/	26/	1	2-42.5	6-55	1-1	31	4	1	3	0	0	4/4	-	1/2	31:18	
16	12/17	at DET	[L]	15	7	6	2	5/11	235	51	4.6	109	20	5.5	126	3-34	160	28/	13/	4	3-45.3	8-67	1-1	0	0	0	0	0	0	0/0	-	0/1	23:59	
17	12/24	vs CLE	[W]	18	6	11	1	3/10	373	57	6.5	105	27	3.9	268	1-7	275	29/	17/	0	5-38.0	7-49	0-0	24	2	1	1	0	0	1/1	1/1	3/3	28:08	
Totals				4-12	283	100	154	29	74/205	4,495	962	4.7	1,705	410	4.2	2,790	57-354	3,144	495/	275/	15	82-43.8	121-970	23-13	275	31	9	19	3	0	27/28	1/3	20/27	28:37

JACKSONVILLE JAGUARS 1995 DEFENSE GAME-BY-GAME

				FIRST DOWNS				3 RD	TOT. OFFENSE			RUSHING				PASSING					PUNTS	PEN.	FUM.	Tot.		Tot.											
Wk.	Date	Opp		Tot	Run	Pass	Pen	DOWN	Yards	Plays	Avg.	Yards	Att.	Avg.	Net	Sacks	Gross	Att./	Cmp./	Int.	Avg.	Yards	Lost	Pts.	TD	Rn	Ps	Rt	Sfty	PAT	2PT	FGs	T.O.P.				
1	9/ 3	vs HOU	[L]	14	8	6	0	6/16	240	64	3.8	160	41	3.9	80	0-0	80	23/	13/	0	9-44.4	10-69	3-1	10	1	0	1	0	0	1/1	-	1/1	35:44				
2	9/10	at CIN	[L]	17	5	11	1	6/14	346	63	5.5	118	30	3.9	228	3-19	247	30/	20/	0	4-40.3	6-49	2-2	24	3	1	2	0	0	3/3	-	1/2	30:02				
3	9/17	at NYJ	[L]	23	3	18	2	7/15	375	69	5.4	79	26	3.0	296	0-0	296	43/	27/	1	5-39.0	5-46	0-0	27	3	0	3	0	0	3/3	-	2/2	32:12				
4	9/24	vs GB	[L]	16	5	10	1	9/16	322	61	5.3	129	29	4.4	193	2-9	202	30/	20/	1	4-49.0	9-70	2-0	24	3	1	2	0	0	3/3	-	1/2	33:51				
5	10/ 1	at HOU	[W]	19	9	9	1	11/19	297	77	3.9	91	28	3.3	206	2-19	225	47/	27/	1	4-44.8	7-70	3-2	16	1	0	1	0	0	1/1	-	3/4	34:08				
6	10/ 8	vs PIT	[W]	16	4	9	3	3/13	350	58	6.0	68	23	3.0	282	0-0	282	35/	19/	0	5-42.0	5-35	3-1	16	1	0	1	0	0	1/1	-	3/3	27:54				
7	10/15	vs CHI	[L]	23	9	13	1	8/14	380	62	6.1	135	33	4.1	245	0-0	245	29/	17/	0	1-29.0	4-46	0-0	30	3	0	3	0	0	3/3	-	3/3	28:50				
8	10/22	at CLE	[W]	20	3	14	3	6/12	387	59	6.6	89	24	3.7	298	1-1	299	34/	20/	2	2-40.5	6-66	2-2	15	1	0	1	0	0	0/0	0/1	3/3	27:36				
9	10/29	at PIT	[L]	20	9	9	2	3/10	316	58	5.4	138	33	4.2	178	0-0	178	25/	17/	0	6-37.2	6-59	2-1	24	3	1	2	0	0	3/3	-	1/1	31:24				
11	11/12	vs SEA	[L]	26	12	12	2	8/14	481	73	6.6	246	40	6.2	235	2-9	244	31/	18/	1	3-48.0	10-129	1-0	47	6	4	2	0	1	6/6	-	1/1	34:05				
12	11/19	at TB	[L]	17	11	5	1	2/9	246	54	4.6	145	33	4.4	101	1-2	103	20/	9/	0	6-45.5	2-20	0-0	17	2	2	0	0	0	2/2	-	1/1	29:00				
13	11/26	vs CIN	[L]	21	7	12	2	6/13	323	66	4.9	113	27	4.2	210	0-0	210	39/	19/	3	4-42.8	14-98	0-0	17	2	1	1	0	0	2/2	-	1/1	29:34				
14	12/ 3	at DEN	[L]	20	7	13	0	8/13	397	67	5.9	111	33	3.4	286	0-0	286	34/	22/	1	3-29.0	2-10	2-2	31	4	0	4	0	0	4/4	-	1/1	31:17				
15	12/10	vs IND	[L]	15	9	6	0	8/13	219	52	4.2	91	35	2.6	128	1-1	129	16/	9/	0	2-43.0	6-72	0-0	41	5	2	2	1	0	5/5	-	2/2	28:42				
16	12/17	at DET	[L]	28	11	13	4	7/14	386	71	5.4	156	41	3.8	230	2-3	233	28/	19/	0	1-28.0	3-51	1-1	44	5	3	2	0	0	5/5	-	3/3	36:01				
17	12/24	vs CLE	[W]	26	9	17	0	9/17	450	76	5.9	134	28	4.8	316	3-9	325	45/	28/	3	2-50.5	7-70	1-1	21	3	2	1	0	0	3/3	-	0/1	31:52				
Totals				4-12	320	121	177	22	107/222	5,515	1,030	5.4	2,003	504	4.0	3,512	17-72	3,584	509/	304/	13	61-42.0	102-958	22-11	404	46	17	28	1	0	45/45	0/1	27/31	31:23			

GAME SUMMARIES

GAME 1 JAGUARS 23, VIKINGS 26 (OT)

SEPTEMBER 9, 2012
MALL OF AMERICA FIELD - MINNEAPOLIS, MINN.

	1	2	3	4	OT	
JACKSONVILLE JAGUARS (0-1)	3	6	3	11	0	- 23
MINNESOTA VIKINGS (1-0)	0	7	7	9	3	- 26

In the first game under head coach Mike Mularkey the Jaguars started strong, came from behind to take the lead in the final minute, then lost in overtime to the Vikings. On its first possession of the new season the Jaguars offense marched 77 yards in 17 plays, consuming more than half of the first quarter, but was forced to settle for a field goal after reaching the Minnesota one. The Jacksonville defense started equally well, forcing four punts on the Vikings' first four possessions, but Minnesota scored on an Adrian Peterson run with 41 seconds left in the half to narrow the Jaguars' lead to 9-7. The Minnesota momentum continued in the third quarter when the Vikings recovered a muffed snap and then moved 44 yards in four plays to take a 14-9 lead on Peterson's second touchdown run. The Jaguars got a turnover on the next Minnesota possession when Terrance Knighton forced a Christian Ponder fumble and C.J. Mosley recovered, setting up a 26-yard Josh Scobee field goal which made it 14-12. A wild fourth quarter included five scores, with three consecutive possessions ending in field goals - two by the Vikings' rookie Blair Walsh and a 47-yarder by Scobee. Trailing 20-15 with 1:18 remaining and no time outs, the Jaguars marched 76 yards in six plays with Blaine Gabbert completing four passes including a 39-yard touchdown strike to Cecil Shorts. The touchdown and a two-point conversion pass from Gabbert to rookie Justin Blackmon gave the Jaguars a 23-20 lead with 20 seconds left. Minnesota took advantage of a short kickoff to start at its 31-yard line with 14 seconds remaining. Ponder completed passes for 26 and 6 yards to reach the Jacksonville 37, from where Walsh booted a 55-yard field goal to tie it at 23-23 as time expired in regulation. In overtime the Vikings used eight plays to go 55 yards, setting up Walsh's fourth field goal from 38 yards. The Vikings defense then held as the Jaguars failed to convert a first down.

TEAM	Q	TIME	SCORING PLAY	DRIVE
Jax.	1	2:52	Scobee 19 field goal	17-77, 9:22
Jax.	2	5:21	Lewis 1 pass from Gabbert (Scobee kick blocked)	11-78, 7:09
Min.	2	0:41	Peterson 3 run (Walsh kick)	7-59, 1:47
Min.	3	9:42	Peterson 2 run (Walsh kick)	4-44, 1:54
Jax.	3	4:40	Scobee 26 field goal	4-8, 1:25
Min.	4	14:09	Walsh 20 field goal	11-75, 5:31
Jax.	4	9:35	Scobee 47 field goal	10-51, 4:34
Min.	4	5:33	Walsh 42 field goal	9-57, 4:02
Jax.	4	0:20	Shorts 39 pass from Gabbert (Gabbert-Blackmon pass)	6-76, 0:58
Min.	4	0:00	Walsh 55 field goal	3-32, 0:20
Min.	OT	11:06	Walsh 38 field goal	8-55, 3:54

TEAM STATISTICS

	JAGUARS	VIKINGS
First Downs (Run-Pass-Pen)	22 (7-12-3)	20 (6-14-0)
Total Yards-Plays-Avg.	355-75-4.7	389-58-6.7
Rushing Yards-Attempts-Avg.	113-34-3.3	123-29-4.2
Net Yards Passing (Sacked-Yds)	242 (2-18)	266 (2-4)
Att-Comp-Int	39-23-0	27-20-0
Third Down Conversions (Pct.)	9-18 (50%)	2-10 (20%)
Fourth Down Conversions (Pct.)	1-2 (50%)	0-0 (0%)
Punts-Avg.	4-53.5	5-48.4
Fumbles-Lost	3-1	1-1
Penalties-Yards	4-25	5-47
Time of Possession	37:49	27:05

INDIVIDUAL STATISTICS

JAGUARS RUSHING: Jones-Drew 18-77, Jennings 8-31, Gabbert 5-6, Parmele 1-0, Thomas 1--1
VIKINGS RUSHING: Peterson 17-84 (2 TD), Harvin 5-20, Gerhart 6-18, Ponder 1-1
JAGUARS PASSING: Gabbert 39-23-260, 2 TD, 0 INT
VIKINGS PASSING: Ponder 27-20-270, 0 TD, 0 INT
JAGUARS RECEIVING: Robinson 5-66, Lewis 5-52 (TD), Shorts 4-74 (TD), Blackmon 3-24, Jones-Drew 3-18, Jones 1-9, Jennings 1-9, Owens 1-8
VIKINGS RECEIVING: Harvin 6-84, Rudolph 5-67, Aromashodu 3-61, Jenkins 3-45, Gerhart 1-8, Peterson 1-3, Asiata 1-2
SACKS: Jaguars 2 (Alualu 1.0, Mincey 1.0), Vikings 2 (Cook 1.0, Henderson 1.0)
INTERCEPTIONS: Jaguars 0, Vikings 0

Attendance: 56,607 Time: 3:15 Dome, 67 degrees outdoors

GAME 2 JAGUARS 7, TEXANS 27

SEPTEMBER 16, 2012
EVERBANK FIELD - JACKSONVILLE, FLA.

	1	2	3	4	
HOUSTON TEXANS (2-0)	10	7	7	3	- 27
JACKSONVILLE JAGUARS (0-2)	0	0	7	0	- 7

The Houston Texans dominated from start to finish in a convincing 27-7 win in Jacksonville. The statistical domination included Houston's 411 total yards to the Jaguars' 117, 216 rushing yards to 65, a 43:17-to-16:43 possession time advantage, and 28 first downs to nine. Jacksonville failed to convert a third down on nine attempts while completing nine passes and making nine first downs on the day. Houston set the tone on the first possession, marching 66 yards in 13 plays to set up Shayne Graham's 31-yard field goal. While the Jaguars punted on their first six possessions, Houston added touchdown runs by Arian Foster and Ben Tate to build a 17-0 halftime lead. At that point Jacksonville had four first downs, 43 total yards compared to the Texans' 242, -4 passing yards, and had not crossed the Houston 44-yard line. In the second half Jacksonville got a spark with an 18-yard punt return by Mike Thomas to the Houston 37. Blaine Gabbert threw 32 yards to Laurent Robinson on first down and five yards to Maurice Jones-Drew for a touchdown that narrowed the score to 17-7 and gave the home crowd life. But the Texans responded with a 17-play drive, kept alive by an offsides call on a third-and-long which the Texans converted before Tate capped the 80-yard drive with his second touchdown run from the two. Graham's second field goal from 37 yards in the fourth quarter made it 27-7. On the Jaguars' final possession Chad Henne replaced Gabbert, who had suffered a leg injury, but an aborted snap and fumble ended the drive. The Houston defense sacked Gabbert three times on the day, led by J.J. Watt who finished with 1.5 sacks, 2 batted passes, a fumble recovery and a team-leading five tackles. Josh Scobee broke the Jaguars' all-time record for points with his 765th, topping Mike Hollis' 10-yard-old mark of 764. Jones-Drew's touchdown was the 75th of his career, but the Jaguars set franchise records for fewest total yards and lowest time of possession.

TEAM	Q	TIME	SCORING PLAY	DRIVE
Hou.	1	9:25	Graham 31 field goal	13-66, 5:35
Hou.	1	0:15	Foster 1 run (Graham kick)	6-41, 2:37
Hou.	2	6:49	Tate 8 run (Graham kick)	7-58, 3:34
Jax.	3	11:44	Jones-Drew 5 pass from Gabbert (Scobee kick)	2-37, 0:51
Hou.	3	2:30	Tate 2 run (Graham kick)	17-80, 9:14
Hou.	4	7:20	Graham 37 field goal	10-73, 6:15

TEAM STATISTICS

	JAGUARS	TEXANS
First Downs (Run-Pass-Pen)	9 (3-4-2)	28 (16-11-1)
Total Yards-Plays-Avg.	117-38-3.1	411-83-5.0
Rushing Yards-Attempts-Avg.	65-14-4.6	216-48-4.5
Net Yards Passing (Sacked-Yds)	52 (3-24)	195 (0-0)
Att-Comp-Int	21-9-0	35-26-0
Third Down Conversions (Pct.)	0-9 (0%)	8-17 (47%)
Fourth Down Conversions (Pct.)	0-0 (0%)	1-1 (100%)
Punts-Avg.	9-51.3	6-49.8
Fumbles-Lost	1-1	1-0
Penalties-Yards	8-71	10-64
Time of Possession	16:43	43:17

INDIVIDUAL STATISTICS

JAGUARS RUSHING: Jones-Drew 12-60, Gabbert 1-5, Henne 1-0
TEXANS RUSHING: Foster 28-110 (TD), Tate 12-74 (2 TD), Forsett 6-35, Schaub 2-(-3)
JAGUARS PASSING: Gabbert 19-7-53, Henne 2-2-23
TEXANS PASSING: Schaub 35-26-195
JAGUARS RECEIVING: Robinson 3-49, Jones-Drew 3-7 (TD), Thomas 1-12, Potter 1-4, Jones 1-4
TEXANS RECEIVING: Daniels 6-47, Foster 6-37, Tate 4-23, Walter 3-34, Johnson 3-21, Casey 3-18, Graham 1-5
SACKS: Jaguars 0, Texans 3 (Watt 1.5, Reed 1.0, Smith 0.5)
INTERCEPTIONS: Jaguars 0, Texans 0

Attendance: 62,907 Time: 3:00 83 degrees

GAME 3 JAGUARS 22, COLTS 17

SEPTEMBER 23, 2012
LUCAS OIL STADIUM - INDIANAPOLIS, IND.

	1	2	3	4	
JACKSONVILLE JAGUARS (1-2)	3	0	10	9	— 22
INDIANAPOLIS COLTS (1-2)	7	7	0	3	— 17

In a game that featured five lead changes including two in the final minute, the Jaguars claimed their first win under Mike Mularkey and owner Shad Khan with a 22-17 victory in Indianapolis. Maurice Jones-Drew paced the offense with 177 rushing yards including a 59-yard touchdown run on the team's first play of the third quarter, but it was Cecil Shorts' 80-yard catch-and-run touchdown with 45 seconds remaining that erased the Colts' final lead. The Jaguars outscored the Colts 19 to 3 in the second half after trailing 14-3. Jacksonville scored on its initial possession with a 14-play drive setting up the first of Josh Scobee's three field goals, but the Colts scored touchdowns on their first and last possessions of the first half. Indianapolis marched 74 yards in six plays to take a 7-3 lead on a 40-yard pass from Andrew Luck to T.Y. Hilton, then moved 80 yards in 14 plays to set up Luck's four-yard scoring strike to Mewelde Moore. The Jaguars' 10 third-quarter points came on Jones-Drew's 59-yard run and Scobee's 47-yard field goal, which was set up by a Paul Posluszny interception, to narrow the Colts' lead to 14-13 entering the fourth quarter. Scobee tacked on a 26-yarder on the Jaguars' first series of the quarter to take a 16-14 lead. Indianapolis' Adam Vinatieri missed a 36-yard field goal try with 4:45 left before nailing a 37-yarder with 56 second remaining for a 17-16 Colts lead. With no timeouts remaining the Jaguars took possession at their own 20-yard line after a touchback. On the first play Gabbert hit Shorts in stride over the middle and Shorts split the Indianapolis secondary for an 80-yard touchdown. A two-point conversion attempt failed but the Jaguars held a 22-17 lead with 45 seconds remaining. A 40-yard kick return to the Indianapolis 38 put Luck and the Colts in scoring position with no timeouts. On third down Luck hit Hilton with a 36-yard completion to the Jacksonville 26, but the Colts had time for just two final plays which were incomplete passes. The win marked Gabbert's first 4th-quarter comeback victory, and Jones-Drew's touchdown was the 63rd rushing touchdown of his career which broke Fred Taylor's franchise record.

TEAM	Q	TIME	SCORING PLAY	DRIVE
Jax.	1	7:13	Scobee 44 field goal	14-54, 7:47
Ind.	1	3:42	Hilton 40 pass from Luck (Vinatieri kick)	6-74, 3:31
Ind.	2	0:37	Moore 4 pass from Luck (Vinatieri kick)	14-80, 4:53
Jax.	3	12:05	Jones-Drew 59 run (Scobee kick)	1-59, 0:11
Jax.	3	2:55	Scobee 47 field goal	7-16, 3:23
Jax.	4	11:02	Scobee 26 field goal	11-77, 5:25
Ind.	4	0:56	Vinatieri 37 field goal	5-48, 0:37
Jax.	4	0:45	Shorts 80 pass from Gabbert (run failed)	1-80, 0:11

TEAM STATISTICS

	JAGUARS	COLTS
First Downs (Run-Pass-Pen)	15 (10-3-2)	23 (6-15-2)
Total Yards-Plays-Avg.	333-54-6.2	437-75-5.8
Rushing Yards-Attempts-Avg.	185-32-5.8	124-29-4.3
Net Yards Passing (Sacked-Yds)	148 (1-7)	313 (0-0)
Att-Comp-Int	21-10-0	46-22-1
Third Down Conversions (Pct.)	4-13 (31%)	10-19 (53%)
Fourth Down Conversions (Pct.)	0-0 (0%)	0-0 (0%)
Punts-Avg.	6-53.5	6-46.7
Fumbles-Lost	2-0	0-0
Penalties-Yards	6-67	11-106
Time of Possession	27:36	32:24

INDIVIDUAL STATISTICS

JAGUARS RUSHING: Jones-Drew 28-177 (TD), Gabbert 2-11, Jones 1-1, Shorts 1-(-4)
COLTS RUSHING: Brown 18-62, Luck 4-50, Ballard 5-12, Moore 2-0
JAGUARS PASSING: Gabbert 21-10-155, 1 TD, 0 INT
COLTS PASSING: Luck 46-22-313, 2 TD, 1 INT
JAGUARS RECEIVING: Elliott 2-24, Jones-Drew 2-16, Jones 2-12, Shorts 1-80 (TD), Thomas 1-8, Lewis 1-8, Blackmon 1-7
COLTS RECEIVING: Wayne 8-88, Allen 5-35, Hilton 4-113 (TD), Avery 2-28, Brown 1-39, Collie 1-6, Moore 1-4 (TD)
SACKS: Jaguars 0, Colts 1 (Mathis 1.0)
INTERCEPTIONS: Jaguars 1 (Posluszny), Colts 0

Attendance: 63,536 Time: 3:25 Roof open, 59 degrees

GAME 4 JAGUARS 10, BENGALS 27

SEPTEMBER 30, 2012
EVERBANK FIELD, JACKSONVILLE, FLA.

	1	2	3	4	
CINCINNATI BENGALS (3-1)	3	14	0	10	— 27
JACKSONVILLE JAGUARS (1-3)	0	7	3	0	— 10

The Jaguars were held to 69 rushing yards, including 38 by Maurice Jones-Drew, and a -6 sack differential in falling at home to the Bengals, 27-10. The Jaguars moved inside the Cincinnati five-yard line twice and came away with a touchdown and a field goal, but they failed to cross their own 40-yard line on any of their other eight possessions. The Bengals, meanwhile, had seven drives inside the Jacksonville 20 that resulted in 27 points. A golden opportunity presented itself on Cincinnati's second play of the game when Kyle Bosworth intercepted Andy Dalton's first pass, but Bosworth fumbled the ball back to the Bengals at their own nine-yard line. Cincinnati capitalized on the second chance, marching 74 yards in seven plays to set up Mike Nugent's 35-yard field goal. On their ensuing possession the Jaguars used 13 plays to cover 77 yards without facing a third down, and Mercedes Lewis capped the drive by catching Blaine Gabbert's two-yard touchdown pass for a 7-3 lead. That would be the Jaguars' only lead of the day as Cincinnati scored from a yard out on back-to-back possessions on a Dalton pass and a Dalton run in the second quarter to make it 17-7 at the half. In the third quarter the Bengals drove to the Jacksonville one again, but this time Jeremy Mincey forced a BenJarvus Green-Ellis fumble which C.J. Mosley recovered in the end zone. With new life the Jaguars offense picked up 77 yards in 14 plays but had to settle for Josh Scobee's 21-yard field goal after being stopped at the three. The Bengals onslaught continued, however, with a Dalton touchdown pass to A.J. Green and a Nugent field goal on their next two possessions to push the lead to 27-10 early in the final quarter. Green finished with six receptions for 117 yards and Dalton was not sacked on the day while Gabbert was sacked six times. The Jaguars entered the game their healthiest to date, with 21 of 22 starters in the lineup for the first time. Former Jaguars running back Fred Taylor was honored at halftime by becoming the second player inducted into the Pride of the Jaguars.

TEAM	Q	TIME	SCORING PLAY	DRIVE
Cin.	1	6:10	Nugent 35 field goal	14-74, 6:11
Jax.	2	13:33	Lewis 2 pass from Gabbert (Scobee kick)	13-77, 7:37
Cin.	2	6:16	Pressley 1 pass from Dalton (Nugent kick)	8-75, 3:43
Cin.	2	1:11	Dalton 1 run (Nugent kick)	6-60, 2:06
Jax.	3	3:04	Scobee 21 field goal	14-77, 7:55
Cin.	4	13:51	Green 18 pass from Dalton (Nugent kick)	8-80, 4:13
Cin.	4	12:38	Nugent 35 field goal	4-0, 1:01

TEAM STATISTICS

	BENGALS	JAGUARS
First Downs (Run-Pass-Pen)	20 (6-12-2)	17 (5-11-1)
Total Yards-Plays-Avg.	382-65-5.9	212-58-3.7
Rushing Yards-Attempts-Avg.	138-34-4.1	69-18-3.8
Net Yards Passing (Sacked-Yds)	244 (0-0)	143 (6-43)
Att-Comp-Int	31-20-1	34-23-1
Third Down Conversions (Pct.)	2-11 (18%)	2-11 (18%)
Fourth Down Conversions (Pct.)	1-1 (100%)	0-1 (0%)
Punts-Avg.	3-47.7	6-49.2
Fumbles-Lost	2-1	1-1
Penalties-Yards	6-50	3-37
Time of Possession	31:19	28:41

INDIVIDUAL STATISTICS

JAGUARS RUSHING: Jones-Drew 13-38, Gabbert 3-19, Jennings 2-12
BENGALS RUSHING: Green-Ellis 26-82, Peerman 1-48, Dalton 6-5 (TD), Leonard 1-3
JAGUARS PASSING: Gabbert 34-23-186, TD, INT
BENGALS PASSING: Dalton 31-20-244, 2 TD, INT
JAGUARS RECEIVING: Blackmon 6-48, Jones-Drew 5-42, Jones 4-25, Lewis 3-32 (TD) , Robinson 1-19, Thomas 1-9, Shorts 1-8, Elliott 1-5, Jennings 1 (-2)
BENGALS RECEIVING: Green 6-117 (TD), Gresham 5-47, Hawkins 3-39, Green-Ellis 2-12, Leonard 1-13, Charles 1-10, Jones 1-5, Pressley 1-1 (TD)
SACKS: Jaguars 0, Bengals 6 (Atkins 2.0, Burfict 1.0, Dunlap 1.0, Lawson 1.0, Peko 1.0)
INTERCEPTIONS: Jaguars 1 (Bosworth), Bengals 1 (Crocker)

Attendance: 63,030 Time: 2:46 86 degrees

GAME 5

JAGUARS 3, BEARS 41

OCTOBER 7, 2012
EVERBANK FIELD - JACKSONVILLE, FLA.

	1	2	3	4		
CHICAGO BEARS (4-1)	3	0	10	28	-	41
JACKSONVILLE JAGUARS (1-4)	0	3	0	0	-	3

The Bears scored on all four of their second-half possessions in addition to two of the Jaguars' possessions, turning a 3-3 halftime score into a 41-3 rout. It was the Jaguars' worst-ever loss at home. The first half was evenly played, with each team running 33 plays and producing three punts, a field goal and a turnover. The Jaguars' highlights were an interception by Derek Cox on Jay Cutler's first pass attempt, and a 31-yard Josh Scobee field goal which was the 175th of his career, tying the franchise record set by Mike Hollis. Chicago opened the second half with a 17-play, 76-yard drive that stalled at the Jacksonville 13 and ended with Robbie Gould's 31-yard field goal. At that point the Bears had a 6-3 lead with 5:42 remaining in the third quarter, but it was all Bears from there. Blaine Gabbert's ensuing first-down pass was intercepted by Charles Tillman and returned 36 yards for a touchdown. After a Jaguars punt Chicago scored again, with a 10-yard pass from Cutler to Alshon Jeffery on the first play of the fourth quarter that made it 20-3. Following another Jacksonville punt Cutler threw a 24-yard scoring pass to Brandon Marshall, who finished with 12 receptions for 144 yards. On the ensuing Jaguars series Gabbert was intercepted by Lance Briggs for another 36-yard interception-return touchdown, making the score 34-3. Just after the two-minute warning Chicago tacked on a 46-yard touchdown run by Armando Allen to make it 41-3. Chicago finished with 501 yards of total offense, including 214 rushing, to the Jaguars' 189 total yards. Matt Forte ran for 107 yards while Maurice Jones-Drew was held to 56, although he topped 12,000 all-purpose yards for his career. Austen Lane got the Jaguars' first sack since opening day, snapping a streak of three games without a sack by the Jacksonville defense.

TEAM	Q	TIME	SCORING PLAY	DRIVE
Chi	1	4:23	Gould 32 field goal	12-77, 6:11
Jax.	2	14:02	Scobee 31 field goal	14-61, 5:21
Chi.	3	5:42	Gould 31 field goal	17-76, 9:18
Chi.	3	5:04	Tillman 36 interception return (Gould kick)	N/A
Chi.	4	14:55	Jeffrey 10 pass from Cutler (Gould kick)	9-67, 3:36
Chi.	4	8:37	Marshall 24 pass from Cutler (Gould kick)	7-94, 4:03
Chi.	4	7:54	Briggs 36 interception return (Gould kick)	N/A
Chi.	4	1:49	Allen 46 run (Gould kick)	8-73, 4:42

TEAM STATISTICS

	BEARS	JAGUARS
First Downs (Run-Pass-Pen)	26 (9-16-1)	10 (3-5-2)
Total Yards-Plays-Avg.	501-73-6.9	189-53-3.6
Rushing Yards-Attempts-Avg.	214-33-6.5	60-17-3.5
Net Yards Passing (Sacked-Yds)	287 (1-5)	129 (3-13)
Att-Comp-Int	39-23-1	33-17-2
Third Down Conversions (Pct.)	10-17 (59%)	5-13 (38%)
Fourth Down Conversions (Pct.)	1-1 (100%)	0-0 (0%)
Punts-Avg.	3-40.7	6-48.5
Fumbles-Lost	0-0	1-1
Penalties-Yards	12-80	6-49
Time of Possession	36:00	24:00

INDIVIDUAL STATISTICS

JAGUARS RUSHING: Jones-Drew 12-56, Jennings 3-3, Gabbert 2-1
BEARS RUSHING: Forte 22-107, Allen 5-59 (TD), Bush 4-26, Cutler 2-22
JAGUARS PASSING: Gabbert 33-17-142, 2 INT
BEARS PASSING: Cutler 39-23-292, 2 TD, INT
JAGUARS RECEIVING: Lewis 5-24, Thomas 4-15, Blackmon 3-40, Shorts 2-43, Elliott 2-17, Jones-Drew 1-3
BEARS RECEIVING: Marshall 12-144 (TD), Hester 2-49, Davis 2-26, Bush 2-26, Jeffery 2-20, Forte 2-20, Sanzenbacher 1-7
SACKS: Jaguars 1 (Lane 1.0), Bears 3 (Wootton 2.0, Briggs 1.0)
INTERCEPTIONS: Jaguars 1 (Cox), Bears 2 (Jennings-TD, Briggs-TD)

Attendance: 67,012 Time: 3:02 88 degrees

GAME 6

JAGUARS 23, RAIDERS 26 (OT)

OCTOBER 21, 2012
O.CO COLISEUM - OAKLAND, CALIF.

	1	2	3	4	OT	
JACKSONVILLE JAGUARS (1-5)	7	10	3	3	0	- 23
OAKLAND RAIDERS (2-4)	3	3	7	10	3	- 26

For the second time in six games the Jaguars suffered a heart-breaking overtime loss on the road. Despite losing Maurice Jones-Drew to a foot injury on the first series and Blaine Gabbert in the second quarter, the Jaguars built a 20-6 lead early in the second half but were unable to hold on. After the Raiders took a 3-0 lead on Sebastian Janikowski's first of four field goals, Gabbert hit Cecil Shorts with a 42-yard scoring pass to make it 7-3. The Jaguars were forced to punt on their next possession, but Phillip Adams muffed the punt and the Jaguars recovered at the Oakland 16, setting up Rashad Jennings' five-yard scoring run which made it 14-3 early in the second quarter. Chad Henne took over for Gabbert on the next possession, which ended with Josh Scobee's 50-yard field goal for a 17-3 lead, but Janikowski's 33-yard field goal at the end of the second quarter narrowed the score to 17-6 at halftime. The Jaguars took a 20-6 lead in the third quarter on Scobee's 40-yard field goal, which was set up by a 28-yard punt return by Micheal Spurlock to the Oakland 39. Oakland responded with an 85-yard drive culminating in Carson Palmer's eight-yard touchdown pass to Denarius Moore to get the Raiders within a touchdown at 20-13. Early in the fourth quarter Terrance Knighton sacked Palmer and forced a fumble, which C.J. Mosley recovered at the Oakland 24, setting up Scobee's 45-yard field goal, but that would be the end of the Jaguars scoring. Oakland put together a 12-play, 79-yard drive resulting in a 31-yard Janikowski field goal, followed by a 10-play possession capped by Palmer's one-yard touchdown run which tied the game at 23-23 with 3:34 remaining in the fourth quarter. On the final play of regulation Janikowski attempted a 64-yard field goal which fell short. In overtime The Jaguars had the first possession, and on third down Henne completed a pass to Cecil Shorts who fumbled and the Raiders recovered at the Jacksonville 21. From there Janikowski kicked a 40-yard field goal to win the game.

TEAM	Q	TIME	SCORING PLAY	DRIVE
Oak.	1	6:13	Janikowski 21 field goal	7-69, 2:44
Jax.	1	3:24	Shorts III 42 pass from Gabbert (Scobee kick)	6-80, 2:49
Jax.	2	11:34	Jennings 5 run (Scobee kick)	3-16, 0:46
Jax.	2	5:57	Scobee 50 field goal	4-4, 0:55
Oak.	2	0:34	Janikowski 33 field goal	11-39, 3:55
Jax.	3	10:42	Scobee 40 field goal	6-17, 2:49
Oak.	3	6:01	Moore 8 pass from Palmer (Janikowski kick)	9-85, 4:41
Jax.	4	12:40	Scobee 45 field goal	4-(-3), 2:03
Oak.	4	6:52	Janikowski 31 field goal	12-79, 5:48
Oak.	4	3:34	Palmer 1 run (Janikowski kick)	10-58, 2:57
Oak.	OT	12:54	Janikowski 40 field goal	2-(-1), 0:37

TEAM STATISTICS

	JAGUARS	RAIDERS
First Downs (Run-Pass-Pen)	10 (3-6-1)	20 (8-9-3)
Total Yards-Plays-Avg.	209-61-3.4	351-74-4.7
Rushing Yards-Attempts-Avg.	54-26-2.1	69-26-2.7
Net Yards Passing (Sacked-Yds)	155 (3-26)	282 (2-16)
Att-Comp-Int	32-17-0	46-26-1
Third Down Conversions (Pct.)	1-15 (7%)	6-17 (35%)
Fourth Down Conversions (Pct.)	0-1 (0%)	0-0 (0%)
Punts-Avg.	9-42.1	6-44.0
Fumbles-Lost	1-1	4-2
Penalties-Yards	6-92	9-58
Time of Possession	30:05	32:01

INDIVIDUAL STATISTICS

JAGUARS RUSHING: Jennings 21-44 (TD), Jones-Drew 2-6, Henne 3-4
RAIDERS RUSHING: McFadden 19-53, Palmer 6-14 (TD), Schmitt 1-2
JAGUARS PASSING: Henne 20-9-71, Gabbert 12-8-110, TD
RAIDERS PASSING: Palmer 46-26-298, TD, INT
JAGUARS RECEIVING: Jennings 7-58, Shorts III 4-79 (TD), Lewis 3-20, Thomas 2-17, Blackmon 1-7
RAIDERS RECEIVING: Myers 7-44, Heyward-Bey 4-85, Reece 4-58, Moore 4-36 (TD), McFadden 4-28, Streater 2-41, Goodson 1-6
SACKS: Jaguars 2 (Knighton 1.0, Mincey 1.0); Raiders 3 (Burris 1.0, Houston 1.0, Seymour 1.0)
INTERCEPTIONS: Jaguars 0, Raiders 1

Attendance: 51,634 Time: 3:24 62 degrees

GAME 7

JAGUARS 15, PACKERS 24

OCTOBER 28, 2012
LAMBEAU FIELD - GREEN BAY, WIS.

	1	2	3	4		
JACKSONVILLE JAGUARS (1-6)	3	9	0	3	—	15
GREEN BAY PACKERS (5-3)	7	7	0	10	—	24

Blaine Gabbert turned in career highs in several passing categories and the Jacksonville defense held Aaron Rogers and Green Bay's explosive offense to 238 total yards, but a blocked punt for a touchdown and dropped passes doomed the Jaguars in a 24-15 loss at Lambeau Field. On a sunny 44-degree day the Jaguars scored first with their second possession ending on Josh Scobee's 38-yard field goal, the first of three he would kick on the day. The Packers responded with a nine-play drive with Rogers hitting Randall Cobb with a five-yard touchdown pass, and Green Bay never trailed again. In the second quarter the Packers blocked a Bryan Anger punt and recovered the bouncing ball in the end zone to take a 14-3 lead. Jacksonville scored twice in the final two minutes of the first half, getting a 22-yard Scobee field goal before Andre Branch made a sack/forced fumble/fumble recovery of Rogers at the Green Bay 13. Five plays later Gabbert threw to eligible offensive tackle Guy Whimper for a one-yard touchdown to get within two at 14-12 with 17 seconds left in the half. A two-point conversion try failed, so the score stood through the third quarter, during which Jacksonville went three-and-out on all three possessions. Early in the fourth quarter Rogers added a four-yard touchdown pass to Donald Driver to make it 21-12. After that the teams exchanged field goals for a 24-15 final score as the Jaguars failed to convert on fourth down on each of their last two possessions. Gabbert finished 27 of 49 for 303 yards, all personal bests in his first 300-yard game. Cecil Shorts turned in his first 100-yard game with eight receptions for 116 yards, while Justin Blackmon had a personal-best 67 yards on four catches. Scobee extended his streak to 20 consecutive field goals made, including his first 14 of the season, to tie Mike Hollis' franchise record. The Jaguars were without six starters, including four on defense and both cornerbacks, due to injury.

TEAM	Q	TIME	SCORING PLAY	DRIVE
Jax.	1	8:23	Scobee 38 field goal	7-46, 3:36
G.B.	1	2:54	Cobb 5 pass from Rodgers (Crosby kick)	9-69, 5:29
G.B.	2	8:45	Moses blocked punt recovery (Crosby kick)	---
Jax.	2	1:03	Scobee 22 field goal	7-65, 1:32
Jax.	2	0:17	Whimper 1 pass from Gabbert (pass failed)	5-13, 0:35
G.B.	4	12:36	Driver 4 pass from Rodgers (Crosby kick)	7-52, 2:42
Jax.	4	6:50	Scobee 32 field goal	11-66, 5:46
G.B.	4	0:28	Crosby 25 field goal	6-49, 2:27

TEAM STATISTICS

	JAGUARS	PACKERS
First Downs (Run-Pass-Pen)	18 (1-14-3)	20 (5-9-6)
Total Yards-Plays-Avg.	62-71-4.8	238-64-3.7
Rushing Yards-Attempts-Avg.	62-20-3.1	66-26-2.5
Net Yards Passing (Sacked-Yds)	279 (2-24)	172 (2-14)
Att-Comp-Int	49-27-0	36-22-0
Third Down Conversions (Pct.)	5-16 (31%)	5-13 (38%)
Fourth Down Conversions (Pct.)	0-2 (0%)	0-1 (0%)
Punts-Avg.	6-33.8	5-45.0
Fumbles-Lost	3-1	1-1
Penalties-Yards	7-77	5-33
Time of Possession	30:48	29:12

INDIVIDUAL STATISTICS

JAGUARS RUSHING: Jennings 17-59, Parmele 2-3, Gabbert 1-0
PACKERS RUSHING: Green 22-54, Starks 1-8, Rodgers 3-4
JAGUARS PASSING: Gabbert 49-27-303, TD
PACKERS PASSING: Rodgers 35-22-186, 2 TD
JAGUARS RECEIVING: Shorts 8-116, Jennings 6-56, Blackmon 4-67, Thomas 4-19, Lewis 2-21, Parmele 1-16, Spurlock 1-7, Whimper 1-1 (TD)
PACKERS RECEIVING: Ja.Jones 7-78, Cobb 5-28 (TD), Green 4-28, Finley 2-24, Driver 2-10 (TD), Starks 1-9, Boykin 1-9
SACKS: Jaguars 2 (Branch 1.0, Mincey 1.0), Packers 2 (Burnett 1.0, Jones 1.0)
INTERCEPTIONS: Jaguars 1 (Coleman), Ravens 0

Attendance: 70,464 Time: 3:14 44 degrees

GAME 8

JAGUARS 14, LIONS 31

NOVEMBER 4, 2012
EVERBANK FIELD - JACKSONVILLE, FLA.

	1	2	3	4		
DETROIT LIONS (4-4)	0	21	0	10	—	31
JACKSONVILLE JAGUARS (1-7)	0	0	0	14	—	14

Playing at home for the first time in four weeks, the Jaguars hoped to get their first home win in four tries but Detroit pounded out 434 total yards and four rushing touchdowns en route to a 31-14 win. The Jaguars were forced to punt on their first four possessions while Detroit turned in three touchdown drives in the second quarter for a 21-0 halftime lead. By halftime the Lions' domination included a 22:05 to 7:55 margin in time of possession, as well as 18 first downs to three by Jacksonville, 285 total yards to 57, and 216 passing yards to 36. The Lions' Mikel Leshoure tallied the first three Detroit touchdowns on runs of seven, one and eight yards. In the second half the Jaguars had just four possessions, with both in the third quarter ending on Blaine Gabbert interceptions and both in the fourth quarter on Gabbert touchdown passes. A Jason Hanson 42-yard field goal early in the fourth quarter made it 24-0 before the Jaguars put together an 11-play, 80-yard drive which Gabbert capped with a five-yard touchdown pass to Micheal Spurlock. He then threw to Rashad Jennings for the two-point conversion to make it 24-8. Detroit countered with an 80-yard drive of its own, with Joique Bell running in from 10 yards out for a 31-8 lead. On the Jaguars' final possession Gabbert completed nine of 12 passes including a six-yarder to Justin Blackmon in the back of the end zone for Blackmon's first NFL touchdown. Gabbert finished with a career-best 71.0 completion percentage, completing 27 of 38 passes. Mercedes Lewis caught four passes to eclipse Kyle Brady's franchise record for career receptions by a tight end, finishing with 243. The Jaguars fell to 1-7 at mid-season for just the second time in franchise history and the first time since 2003.

TEAM	Q	TIME	SCORING PLAY	DRIVE
Det.	2	12:16	Leshoure 7 run (Hanson kick)	13-91, 5:50
Det.	2	7:58	Leshoure 1 run (Hanson kick)	7-53, 3:21
Det.	2	0:29	Leshoure 8 run (Hanson kick)	10-81, 4:11
Det.	4	13:56	Hanson 42 field goal	7-40, 3:01
Jax.	4	8:36	Spurlock 5 pass from Gabbert (Gabbert-Jennings pass)	11-80, 5:20
Det.	4	2:42	Bell 10 run (Hanson kick)	9-80, 5:54
Jax.	4	0:50	Blackmon 6 pass from Gabbert (pass failed)	12-72, 1:52

TEAM STATISTICS

	LIONS	JAGUARS
First Downs (Run-Pass-Pen)	26 (8-16-2)	19 (6-11-2)
Total Yards-Plays-Avg.	434-68-6.4	279-59-4.7
Rushing Yards-Attempts-Avg.	149-34-4.4	64-20-3.2
Net Yards Passing (Sacked-Yds)	285 (1-0)	220 (1-5)
Att-Comp-Int	33-22-0	38-27-2
Third Down Conversions (Pct.)	8-12 (67%)	6-11 (55%)
Fourth Down Conversions (Pct.)	0-0 (0%)	1-1 (100%)
Punts-Avg.	2-49.5	4-50.5
Fumbles-Lost	0-0	0-0
Penalties-Yards	5-42	3-40
Time of Possession	35:30	24:30

INDIVIDUAL STATISTICS

JAGUARS RUSHING: Jennings 12-45, Parmele 5-15, Gabbert 3-4
LIONS RUSHING: Bell 13-73 (TD), Leshoure 16-70 (3 TD), Smith 3-8, Stafford 2-(-2)
JAGUARS PASSING: Gabbert 38-27-220, 2 TD, 2 INT
LIONS PASSING: Stafford 33-22-285, 0 TD, 0 INT
JAGUARS RECEIVING: Robinson 6-41, Spurlock 5-35 (TD), Blackmon 5-32 (TD), Lewis 4-41, Shorts 3-56, Jennings 3-7, Parmele 1-8
LIONS RECEIVING: Johnson 7-129, Broyles 6-52, Bell 3-36, Scheffler 2-28, Young 2-20, Pettigrew 1-11, Smith 1-9
SACKS: Jaguars 1 (Selvie 1.0), Lions 1 (Jackson 1.0)
INTERCEPTIONS: Jaguars 0, Lions 2 (Green 1, Coleman 1)

Attendance: 63,050 Time:2:47 81 degrees

GAME 9

JAGUARS 10, COLTS 27

NOVEMBER 8, 2012
EVERBANK FIELD - JACKSONVILLE, FLA.

	1	2	3	4		
INDIANAPOLIS COLTS (6-3)	3	14	7	3	—	27
JACKSONVILLE JAGUARS (1-8)	0	3	0	7	—	10

The Colts scored on three consecutive first-half possessions including two rushing touchdowns by rookie quarterback Andrew Luck, and added a defensive touchdown and a field goal in the second half to post a dominant 27-10 win on a Thursday night in Jacksonville. A 31-yard field goal by Adam Vinatieri was the only first-quarter scoring, but Indianapolis followed that with 66- and 61-yard drives ending in Luck's touchdowns for a 17-0 lead. The Jaguars got on the scoreboard with 17 seconds left in the first half on Josh Scobee's 40-yard field goal, which followed an earlier miss from 44 yards that ended his team record-tying streak of 20 consecutive. The Colts scored quickly in the second half when Darius Butler intercepted a Blaine Gabbert pass at the Jacksonville 11 and sprinted into the end zone to extend the lead to 24-3. Jacksonville's best drive of the night came at the beginning of the fourth quarter after Austen Lane sacked Luck and forced a fumbled which Jeremy Mincey recovered at the Jacksonville 19-yard line. The ensuing touchdown drive covered 81 yards in 14 plays, but Gabbert ran only the first five before aggravating his left shoulder injury when sacked by Antoine Bethea. Chad Henne came on in relief to finish the game, running the final 9 plays and 50 yards of that series and capping it with a four-yard touchdown pass to Cecil Shorts. A Vinatieri field goal on the next possession closed out the scoring with 3:23 remaining. Laurent Robinson led the Jaguars with a career-high nine receptions for 77 yards, while Shorts posted his second 100-yard game with six catches for 105 yards and a touchdown. Micheal Spurlock also had a career-best with six receptions for 61 yards.

TEAM	Q	TIME	SCORING PLAY	DRIVE
Ind.	1	7:27	Vinatieri 31 field goal	7-44, 3:31
Ind.	2	13:44	Luck 5 run (Vinatieri kick)	8-66, 4:30
Ind.	2	7:39	Luck 1 run (Vinatieri kick)	7-61, 3:43
Jax.	2	0:17	Scobee 40 field goal	9-47, 1:31
Ind.	3	10:50	Butler 11 interception return (Vinatieri kick)	---
Jax.	4	9:16	Shorts 4 pass from Henne (Scobee kick)	14-81, 5:36
Ind.	4	3:23	Vinatieri 41 field goal	9-57, 5:53

TEAM STATISTICS

	COLTS	JAGUARS
First Downs (Run-Pass-Pen)	24 (11-10-3)	20 (2-14-4)
Total Yards-Plays-Avg.	359-65-5.5	337-63-5.3
Rushing Yards-Attempts-Avg.	138-37-3.7	37-12-3.1
Net Yards Passing (Sacked-Yds)	221 (2-6)	300 (4-30)
Att-Comp-Int	26-18-1	47-28-2
Third Down Conversions (Pct.)	3-11 (27%)	1-10 (10%)
Fourth Down Conversions (Pct.)	1-1 (100%)	1-2 (50%)
Punts-Avg.	3-45.0	5-47.2
Fumbles-Lost	1-1	1-1
Penalties-Yards	6-40	10-115
Time of Possession	35:46	24:14

INDIVIDUAL STATISTICS

JAGUARS RUSHING: Jennings 11-27, Gabbert 1-10

COLTS RUSHING: Ballard 12-48, Brown 14-42, Hilton 2-30, Luck 7-11 (2 TD), Carter 2-7

JAGUARS PASSING: Gabbert 31-18-209, INT; Henne 16-10-121, TD, INT

COLTS PASSING: Luck 26-18-227, INT

JAGUARS RECEIVING: Robinson 9-77, Shorts 6-105 (TD), Spurlock 6-61, Lewis 3-36, Blackmon 3-25, Parmele 1-26

COLTS RECEIVING: Wayne 8-96, Avery 4-65, Allen 2-31, Ballard 2-11, Brazill 1-21, Hughes 1-3

SACKS: Jaguars 2 (Alualu 1.0, Lane 1.0), Colts 4 (Bethea 1.0, Gordy 1.0, Zbikowski 1.0, Hughes 1.0)

INTERCEPTIONS: Jaguars 1 (Landry), Colts 1 (Butler)

Attendance: 63,272 Time: 3:03 50 degrees

GAME 10

JAGUARS 37, TEXANS 43 (OT)

NOVEMBER 18, 2012
RELIANT STADIUM - HOUSTON, TEXAS

	1	2	3	4	OT	
JACKSONVILLE JAGUARS (1-9)	7	10	10	7	3	— 37
HOUSTON TEXANS (9-1)	7	10	3	14	9	— 43

In a record-setting game that featured 80 points scored, the 1-8 Jaguars took the 8-1 Houston Texans to overtime before falling 43-37 in a game that lasted three hours and 49 minutes, handing the Jaguars their third road overtime loss of the season. The teams combined for 1,111 total yards, 56 first downs, 876 passing yards, 158 plays and nine touchdowns. Houston started strong, moving 84 yards in five plays on the first series, capped by Matt Schaub's touchdown pass to Keshawn Martin. Five plays into the Jaguars' first possession Blaine Gabbert was hit while throwing and the resulting fumble was recovered by Houston, ending Gabbert's day as he was sidelined by a contusion to this throwing arm. Chad Henne replaced Gabbert and directed back-to-back four-play, 81-yard touchdown drives to give Jacksonville a 14-7 lead on touchdown passes to Mercedes Lewis and Cecil Shorts. Each of the game's next three possessions resulted in scores, with Houston tying it on Schaub's second touchdown pass and Josh Scobee and Shayne Graham exchanging field goals to knot the score at 17-17 at the half. The scoring binge continued in the third quarter and the Jaguars built a 10-point lead on Scobee's second field goal from 40 yards and Lewis' second scoring catch, which was set up by Paul Posluszny's forced fumble that John Chick recovered at the Houston 11. Graham's second field goal narrowed the Jacksonville lead to 27-20, but the Jaguars extended it to 14 points on Henne's 81-yard touchdown pass to Justin Blackmon early in the fourth quarter. The Texans responded with a 14-play, 80-yard drive and scored on Garrett Graham's short catch. The Jaguars were then forced to punt with four minutes remaining in regulation, and the Texans marched 90 yards in eight plays, tying the score at 34-34 with 1:34 left on Graham's second touchdown catch. Another three-and-out by Jacksonville was followed by Shayne Graham's missed field goal try from 47 yards on the final play of the fourth quarter. In overtime Houston won the coin toss and took 14 plays to set up Graham's third field goal, from 25 yards. The Jaguars responded with an 11-play, 53-yard drive capped by Scobee's third field goal that followed a 4th-and-10 conversion and a 28-yard run by Jalen Parmele to the Houston six. With the score tied at 37-37 Derek Cox intercepted Schaub on the next series to set the Jaguars up at the Houston 47, but this time the Jaguars' 4th-and-10 conversion failed. Two plays later Schaub hit Andre Johnson with a short pass that he took 48 yards for the game-winner 12:59 into the overtime period.

TEAM	Q	TIME	SCORING PLAY	DRIVE
Hou.	1	12:15	Martin 9 pass from Schaub (Graham kick)	5-84, 2:45
Jax.	1	2:56	Lewis 13 pass from Henne (Scobee kick)	4-81, 1:32
Jax.	2	12:31	Shorts 67 pass from Henne (Scobee kick)	4-81, 2:16
Hou.	2	7:52	Casey 1 pass from Schaub (Graham kick)	8-48, 4:39
Jax.	2	2:53	Scobee 43 field goal	8-44, 4:59
Hou.	2	1:12	Graham 42 field goal	8-56, 1:41
Jax.	3	11:01	Scobee 40 field goal	8-58, 3:59
Jax.	3	6:52	Lewis 1 pass from Henne (Scobee kick)	5-11, 2:39
Hou.	3	2:15	Graham 27 field goal	9-65, 4:37
Jax.	4	12:33	Blackmon 81 pass from Henne (Scobee kick)	3-70, 1:23
Hou.	4	5:39	Graham 1 pass from Schaub (Graham kick)	14-80, 6:54
Hou.	4	1:34	Graham 5 pass from Schaub (Graham kick)	8-90, 2:18
Hou.	OT	8:10	Graham 25 field goal	14-73, 6:50
Jax.	OT	4:21	Scobee 33 field goal	11-53, 3:49
Hou.	OT	2:01	Johnson 48 pass from Schaub	2-53, 0:29

TEAM STATISTICS

	JAGUARS	TEXANS
First Downs (Run-Pass-Pen)	17 (4-12-1)	39 (10-26-3)
Total Yards-Plays-Avg.	458-66-6.9	653-92-7.1
Rushing Yards-Attempts-Avg.	86-29-3.0	149-35-4.3
Net Yards Passing (Sacked-Yds)	372 (2-6)	504 (2-23)
Att-Comp-Int	35-18-0	55-43-2
Third Down Conversions (Pct.)	4-14 (29%)	4-11 (36%)
Fourth Down Conversions (Pct.)	1-2 (50%)	0-0 (0%)
Punts-Avg.	5-48.4	3-37.0
Fumbles-Lost	1-1	2-1
Penalties-Yards	6-54	2-20
Time of Possession	31:19	41:40

INDIVIDUAL STATISTICS

JAGUARS RUSHING: Parmele 24-80, Henne 2-7, Jennings 3 (-1)

TEXANS RUSHING: Foster 28-90, Forsett 7-59

JAGUARS PASSING: Henne 33-16-354, 4 TD; Gabbert 2-2-24

TEXANS PASSING: Schaub 55-43-527, 5 TD, 2 INT

JAGUARS RECEIVING: Blackmon 7-236 (TD), Shorts 3-81 (TD), Lewis 3-40 (2 TD), Parmele 3-3, Spurlock 2-18

TEXANS RECEIVING: Johnson 14-273 (TD), Graham 8-82 (2 TD), Daniels 6-57, Walter 6-54, Casey 3-20 (TD), Foster 3-15, Jean 1-11, Martin 1-9, Forsett 1-6

SACKS: Jaguars 2 (Mosley 2.0), Texans 2 (Watt 1.0, Manning 1.0)

INTERCEPTIONS: Jaguars 2 (Posluszny, Cox), Texans 0

Attendance: 71,676 Time: 3:49 roof closed

GAME 11

JAGUARS 24, TITANS 19

NOVEMBER 25, 2012
EVERBANK FIELD - JACKSONVILLE, FLA.

	1	2	3	4		
TENNESSEE TITANS (4-7)	3	3	3	10	-	19
JACKSONVILLE JAGUARS (2-9)	7	0	7	10	-	25

The Jaguars got their first home win under Mike Mularkey and snapped a seven-game losing streak in downing the Tennessee Titans 24-19. Chad Henne made his first start as a Jaguar, becoming the 15th starting quarterback in team history, and endured seven sacks while throwing two touchdown passes. The game had an ominous start when Henne's pass on the first play was deflected and intercepted at the Jacksonville 28-yard line. The defense held, as it did on the Titans' first nine possessions, and Tennessee had to settle for Rob Bironas' 38-yard field goal. Rashad Jennings got the Jaguars their first lead on a one-yard scoring run late in the first quarter, capping a 12-play, 75-yard drive. Bironas missed his second field goal attempt from 42 yards in the second quarter before closing out the half with a 40-yarder to make it 7-6 at half-time. On the Jaguars' first possession of the third quarter Henne hit Cecil Shorts on a third-and-seven and Shorts scored on the 59-yard play for a 14-6 lead. Tennessee narrowed the score to 14-12 on Bironas field goals of 39 and 33 yards, but the Jaguars responded in the fourth quarter with Justin Blackmon scoring on a seven-yard pass from Henne, capping an 80-play drive and giving Jacksonville a 21-12 lead with 6:50 remaining. Jake Locker then completed all five passes on the next series, hitting Kenny Britt for a touchdown that made it a two-point game at 21-19. After forcing a Jaguars three-and-out Tennessee had the ball at its own 37-yard line with 3:28 left, but on second down Locker's pass over the middle was deflected by Russell Allen and intercepted by Dwight Lowery, who returned 21 yards to the Tennessee 36. Six plays later Scobee hit a 41-yard field goal for a 24-19 lead with just 24 seconds remaining. Rookie Mike Harris, who had the Jaguars' only sack, intercepted Locker on the final play to end the game. The Jaguars finished with 100 rushing yards for the first time in eight games, while Shorts had his third 100-yard receiving game and Blackmon broke the franchise record for receiving yards by a rookie.

TEAM	Q	TIME	SCORING PLAY	DRIVE
Ten.	1	13:32	Bironas 38 field goal	4-8, 1:23
Jax.	1	0:12	Jennings 1 run (Scobee kick)	12-75, 7:19
Ten.	2	0:11	Bironas 40 field goal	6-33, 0:36
Jax.	3	8:40	Shorts 59 pass from Henne (Scobee kick)	6-75, 2:59
Ten.	3	3:26	Bironas 39 field goal	12-64, 5:14
Ten.	4	10:05	Bironas 33 field goal	10-72, 2:51
Jax.	4	6:50	Blackmon 7 pass from Henne (Scobee kick)	8-80, 3:15
Ten.	4	4:52	Britt 6 pass from Locker (Bironas kick)	6-78, 1:58
Jax.	4	0:24	Scobee 41 field goal	6-13, 2:16

TEAM STATISTICS

	TITANS	JAGUARS
First Downs (Run-Pass-Pen)	20 (3-15-2)	19 (8-9-2)
Total Yards-Plays-Avg.	360-70-5.1	321-60-5.4
Rushing Yards-Attempts-Avg.	110-29-3.8	100-27-3.7
Net Yards Passing (Sacked-Yds)	250 (1-11)	221 (7-40)
Att-Comp-Int	40-23-2	26-17-1
Third Down Conversions (Pct.)	6-15 (40%)	7-14 (50%)
Fourth Down Conversions (Pct.)	0-0 (0%)	0-1 (0%)
Punts-Avg.	4-50.3	5-47.0
Fumbles-Lost	1-0	0-0
Penalties-Yards	6-42	5-30
Time of Possession	30:37	29:23

INDIVIDUAL STATISTICS

JAGUARS RUSHING: Parmele 8-45, Jennings 16-43 (TD), Blackmon 1-12, Henne 2-0
TITANS RUSHING: Johnson 21-80, Locker 5-21, Reynaud 2-5, Wright 1-4
JAGUARS PASSING: Henne 26-17-261, 2 TD, 1 INT
TITANS PASSING: Locker 40-23-261, 1 TD, 2 INT
JAGUARS RECEIVING: Blackmon 5-62 (TD), Shorts 4-105 (TD), Lewis 4-56, Shipley 1-24, Parmele 1-7, Ta'ufu'ou 1-5, Jennings 1-2
TITANS RECEIVING: Cook 6-47, Wright 5-48, Washington 4-54, Britt 3-25, Williams 2-46, Johnson 2-29, Stevens 1-12
SACKS: Jaguars 1 (Harris 1.0), Titans 7 (Brown 2.5, Griffin 1.0, Ayers 1.0, Casey 1.0, Wimbley 0.5, Klug 1.0)
INTERCEPTIONS: Jaguars 2 (Harris, Lowery), Titans 1 (Verner)

Attendance: 63,323 Time: 3:03 60 degrees

GAME 12

JAGUARS 18, BILLS 34

DECEMBER 2, 2012
RALPH WILSON STADIUM - ORCHARD PARK, N.Y.

	1	2	3	4		
JACKSONVILLE JAGUARS (2-10)	0	10	0	8	-	18
BUFFALO BILLS (5-7)	7	10	10	7	-	34

The Jaguars built a 10-7 second-quarter lead but Buffalo changed the momentum of the game with 27 points on five consecutive possessions en route to a 34-17 victory played in a constant rain. After the Bill's opening touchdown the Jaguars scored on their fourth and fifth possessions, using a Paul Posluszny interception to set up Josh Scobee's 36-yard field goal and Chad Henne completions to Cecil Shorts and Mercedes Lewis to set up Henne's one-yard bootleg run for a touchdown and a 10-7 lead. The ensuing kickoff was returned 55 yards by Marcus Easley to the Jacksonville 41, and a 15-yard penalty moved the Bills to the Jaguars' 26-yard line. Ryan Fitzpatrick capped the four-play drive with an 11-yard scoring pass to tight end Scott Chandler. On the Jaguars' very next play Henne was sacked by Mario Williams, who forced and recovered a fumble at the 14 setting up Rian Lindell's 29-yard field goal for a 17-10 Buffalo lead at the half. The Bills kept it going in the third quarter, scoring on their first three possessions to make it five in a row overall. They marched 61 yards in eight plays on the opening series for a 14-point lead at 24-10. After the Jaguars failed to convert a fourth-down play at the Buffalo 39 the Bills drove 29 yards in eight plays with Lindell hitting a 50-yard field goal. The Bills' next possession covered 62 yards in just four plays as C.J. Spiller broke free for a 44-yard touchdown run which made it 34-10 early in the fourth quarter. The Jaguars' final touchdown was set up by a muffed punt at the Buffalo five-yard line, as Henne hit Shorts in the end zone to close out the scoring. The Jaguars were stopped on fourth down on their final two possessions, and finished the day just one of 10 on third down and 0 for three on fourth down. The Bills rushed 46 times for 232 yards - the most allowed by the Jaguars all season - led by Fred Jackson's 109, while the Jaguars had just 18 runs for 50 yards. Henne threw 41 passes, completing 17, and Fitzpatrick attempted just 17 passes and completed nine for 112 yards, with all three figures being the lowest by a Jaguars opponent all season.

TEAM	Q	TIME	SCORING PLAY	DRIVE
Buf.	1	9:10	Fitzpatrick 1 run (Lindell kick)	9-66, 4:45
Jax.	2	11:47	Scobee 36 field goal	7-14, 1:53
Jax.	2	3:47	Henne 1 run (Scobee kick)	4-63, 1:46
Buf.	2	1:56	Chandler 11 pass from Fitzpatrick (Lindell kick)	4-26, 1:51
Buf.	2	0:31	Lindell 29 field goal	4-3, 1:20
Buf.	3	11:06	Johnson 13 pass from Fitzpatrick (Lindell kick)	8-61, 3:54
Buf.	3	2:14	Lindell 50 field goal	8-29, 4:52
Buf.	4	13:29	Spiller 44 run (Lindell kick)	4-62, 2:07
Jax.	4	10:47	Shorts 5 pass from Henne (Owens run)	1-5, 0:04

TEAM STATISTICS

	JAGUARS	BILLS
First Downs (Run-Pass-Pen)	21 (4-10-7)	20 (14-5-1)
Total Yards-Plays-Avg.	236-63-3.7	344-63-5.5
Rushing Yards-Attempts-Avg.	50-18-2.8	232-46-5.0
Net Yards Passing (Sacked-Yds)	202 (3-6)	112 (0-0)
Att-Comp-Int	42-19-1	17-9-1
Third Down Conversions (Pct.)	1-10 (10%)	5-12 (42%)
Fourth Down Conversions (Pct.)	0-3 (0%)	0-1 (0%)
Punts-Avg.	5-41.6	4-44.5
Fumbles-Lost	3-1	1-1
Penalties-Yards	8-74	9-100
Time of Possession	24:51	35:09

INDIVIDUAL STATISTICS

JAGUARS RUSHING: Owens 7-29, Jennings 8-20, Henne 3-1 (TD)
BILLS RUSHING: Jackson 25-109, Spiller 14-77 (TD), Smith 2-28, Fitzpatrick 5-18 (TD)
JAGUARS PASSING: Henne 42-19-202, TD, INT
BILLS PASSING: Fitzpatrick 17-9-112, 2 TD, INT
JAGUARS RECEIVING: Shorts 7-77 (TD), Lewis 4-68, Shipley 3-19, Elliott 2-24, Owens 1-11, Blackmon 1-9, Henne 1-(-6)
BILLS RECEIVING: Graham 2-54, Johnson 2-18 (TD), Jackson 2-10, Smith 1-12, Chandler 1-11 (TD), Spiller 1-7
SACKS: Jaguars 0, Bills 3 (Carrington 1.0, Moore 1.0, Williams 1.0)
INTERCEPTIONS: Jaguars 1 (Posluszny), Bills 1 (Byrd)

Attendance: 53,971 Time: 3:06 52 degrees, rain

GAME 13

JAGUARS 10, JETS 17

DECEMBER 9, 2012
EVERBANK FIELD - JACKSONVILLE, FLA.

	1	2	3	4		
NEW YORK JETS (6-7)	0	0	10	7	-	17
JACKSONVILLE JAGUARS (2-11)	0	3	0	7	-	10

In a tale of two halves, the Jaguars held a 3-0 halftime lead before the Jets' rushing attack took over in the third quarter, leading the way to a 17-10 Jets win. In the final minutes the Jaguars were driving for a possible game-tying score when Chad Henne was intercepted at the Jets' four-yard line to end the game. The Jaguars' first possession of the day was a productive one, covering 56 yards in 14 plays to the New York 11-yard line before a Henne pass was tipped at the line of scrimmage and intercepted by Bart Scott. In the second quarter the Jacksonville defense forced two turnovers, the first of which was a strip sack by Jason Babin which he recovered at the Jaguars' 43. Four runs and two passes moved the ball to the Jets 13-yard line and Josh Scobee finished the drive with a 31-yard field goal for a 3-0 lead. The Jets ensuing possession ended on another fumble, forced by Derek Cox and recovered by Dwight Lowery, but the Jaguars were unable to capitalize. On the final play of the first half Scobee attempted a 55-yard field goal which was wide left. The Jets had just 50 yards rushing in the first half, but 116 in the second as Shonn Greene and Bilal Powell finished with 77 and 78 rushing yards, respectively. All four of the Jaguars' third-quarter possessions were three-and-outs, while three of the Jets' four possessions that began in the third quarter resulted in scores for 17 points. Greene scored on a one-yard run on New York's first drive, and Nick Folk kicked a 44-yard field goal to cap another. In the fourth quarter Powell scored on a four-yard run to make it 17-3 before Henne directed an 11-play, 86-yard drive that resulted in Montell Owens' 32-yard run around left end for a touchdown. That narrowed the score to 17-10 with 7:06 remaining. The Jaguars defense forced two more punts, giving the offense the ball at the Jaguars' 20 with 1:43 left and no timeouts. Henne threw 11 consecutive passes to move to the New York 28, but his final throw of the day was intercepted by Ellis Lankster with 15 second remaining in the game.

TEAM	Q	TIME	SCORING PLAY	DRIVE
Jax.	2	6:44	Scobee 31 field goal	7-44, 3:58
N.Y.	3	9:11	Greene 1 run (Folk kick)	9-57, 4:45
N.Y.	3	2:53	Folk 44 field goal	6-21, 2:05
N.Y.	4	12:20	Powell 4 run (Folk kick)	7-46, 3:59
Jax.	4	7:06	Owens 32 run (Scobee kick)	11-86, 5:14

TEAM STATISTICS

	JETS	JAGUARS
First Downs (Run-Pass-Pen)	17 (11-4-2)	16 (5-10-1)
Total Yards-Plays-Avg.	270-62-4.4	291-70-4.2
Rushing Yards-Attempts-Avg.	166-42-4.0	123-24-5.1
Net Yards Passing (Sacked-Yds)	104 (1-7)	168 (3-17)
Att-Comp-Int	19-12-0	43-21-2
Third Down Conversions (Pct.)	4-13 (31%)	2-16 (13%)
Fourth Down Conversions (Pct.)	0-0 (0%)	3-3 (100%)
Punts-Avg.	7-46.6	8-45.4
Fumbles-Lost	2-2	0-0
Penalties-Yards	1-15	7-54
Time of Possession	30:31	29:29

INDIVIDUAL STATISTICS

JAGUARS RUSHING: Owens 14-91 (TD), Murphy 4-19, Todman 3-8, Jones 2-4, Henne 1-1
JETS RUSHING: Powell 19-78 (TD), Greene 20-77 (TD)
JAGUARS PASSING: Henne 43-21-185, 0 TD, 2 INT
JETS PASSING: Sanchez 19-12-111, 0 TD, 0 INT
JAGUARS RECEIVING: Blackmon 6-57, Shipley 5-55, Elliott 3-38, Jones 2-8, Owens 1-11, Whimper 1-10, Lewis 1-4, Potter 1-2, Todman 1-0
JETS RECEIVING: Kerley 4-27, Schilens 2-27, Gilyard 2-15, Reuland 2-7, Cumberland 1-37, Cromartie 1-(-2)
SACKS: Jaguars 1 (Babin), Jets 3 (Harris 1.0, Wilkerson 1.0, Coples 1.0)
INTERCEPTIONS: Jaguars 0, Jets 2 (Lankster, Scott)

Attendance: 67,027 Time: 3:06 67 degrees

GAME 14

JAGUARS 3, DOLPHINS 24

DECEMBER 16, 2012
SUN LIFE STADIUM - MIAMI, FLA.

	1	2	3	4		
JACKSONVILLE JAGUARS (2-12)	3	0	0	0	-	3
MIAMI DOLPHINS (6-8)	3	7	6	8	-	24

For the second week in a row the Jaguars followed an evenly-played first half with a third quarter in which the game got away from them, falling 24-3 to the Dolphins in South Florida. Miami rushed for 180 yards led by Reggie Bush's 104, and Ryan Tannehill completed 22 of 28 passes including two for touchdowns. The Jaguars scored first on a 37-yard Josh Scobee field goal to cap the first drive, and Miami answered with a 53-yard field goal by Dan Carpenter on the ensuing possession. In the second quarter it appeared the Jaguars would seize momentum when Jason Babin had a sack/fumble for the second straight week, giving the Jaguars possession at the Miami 20-yard line. On the first play Chad Henne hit Justin Blackmon at the goal line for a touchdown, but the score was nullified by a penalty for Guy Whimper failing to report as an eligible player. The drive then moved to the 11-yard line where the Jaguars failed to convert on 4th-and-one. The Dolphins seized the opportunity by marching 89 yards in 14 plays, scoring on Tannehill's short pass to Jorvorskie Lane to claim a lead they would not relinquish. The Jaguars had just four possessions in the second half, resulting in two punts and two 4th-down conversion failures. The Dolphins, meanwhile, advanced inside the red zone on four consecutive possessions and scored on the last three after failing on a fake field goal on the first. Carpenter hit field goals from 30 and 31 yards in the third period before a 14-play, 85-yard series on which Tannehill hit Anthony Fasano with a two-yard scoring pass in the final four minutes. The Dolphins' second-half domination included a time of possession advantage of 21:33 to 8:27 and 15 first downs to six. The Jaguars' four red zone opportunities resulted in a field goal and three fourth-down conversion failures.

TEAM	Q	TIME	SCORING PLAY	DRIVE
Jax.	1	10:03	Scobee 37 field goal	10-61, 4:57
Mia.	1	6:26	Carpenter 53 field goal	7-43, 3:37
Mia.	2	1:56	Lane 4 pass from Tannehill (Carpenter kick)	14-89, 7:34
Mia.	3	5:35	Carpenter 30 field goal	5-60, 2:54
Mia.	3	1:01	Carpenter 31 field goal	7-64, 3:00
Mia.	4	3:12	Fasano 2 pass from Tannehill (Tannehill-Fasano pass)	14-85, 9:01

TEAM STATISTICS

	JAGUARS	DOLPHINS
First Downs (Run-Pass-Pen)	13 (3-9-1)	26 (8-13-5)
Total Yards-Plays-Avg.	299-57-5.2	389-66-5.9
Rushing Yards-Attempts-Avg.	86-21-4.1	180-36-5.0
Net Yards Passing (Sacked-Yds)	213 (2-8)	209 (1-11)
Att-Comp-Int	34-18-0	29-22-0
Third Down Conversions (Pct.)	6-15 (40%)	6-11 (55%)
Fourth Down Conversions (Pct.)	0-3 (0%)	0-1 (0%)
Punts-Avg.	5-47.4	1-63.0
Fumbles-Lost	2-0	1-1
Penalties-Yards	10-88	5-41
Time of Possession	24:22	35:38

INDIVIDUAL STATISTICS

JAGUARS RUSHING: Owens 11-47, Murphy 6-20, Henne 3-16, Jones 1-3
DOLPHINS RUSHING: Bush 21-104, Tannehill 8-52, Miller 6-18, Thomas 1-6
JAGUARS PASSING: Henne 34-18-221 0 TD, 0 INT
DOLPHINS PASSING: Tannehill 28-22-220 2 TD, 0 INT; Fields 1-0-0 0 TD, 0 INT
JAGUARS RECEIVING: Shorts 6-101, Blackmon 6-93, Lewis 3-8, Shipley 2-13, Owens 1-6
DOLPHINS RECEIVING: Fasano 6-56, Hartline 5-77, Matthews 3-23, Moore 2-33, Clay 2-8, Lane 2-6, Thigpen 1-15, Miller 1-2
SACKS: Jaguars 1 (Alualu 1.0), Dolphins 2 (Burnett 1.0, Odrick 1.0)
INTERCEPTIONS: Jaguars 0, Falcons 0

Attendance: 53,667 Time: 2:56 80 degrees

JAGUARS 2012 DRIVE CHART

Week 1 – Sept. 9 at Minnesota Vikings

JAX Start	Plys	Yds	End	Deep	Result	MIN	Start	Plys	Yds	End	Deep	Result
1. J22	17	77	M 1	M 1*#	Field goal	1.	M24	4	24	M48	M48	Punt
2. J21	4	14	J35	J35	Punt	2.	M23	3	4	M27	M27	Punt
3. J22	11	78	EZ	M 1*#	Touchdown	3.	M29	3	6	M35	M38	Punt
4. J19	3	2	J21	J21	Punt	4.	M20	6	24	M44	M44	Punt
5. J16	1	-1	J16	J16	End of half	5.	<u>M41</u>	7	59	EZ	J 3*#	Touchdown
6. J20	6	24	J44	J44	Fumble	6.	<u>J44</u>	4	44	EZ	J 2*#	Touchdown
7. J18	6	25	J43	J43	Punt	7.	M20	1	-4	M20	M20	Fumble
8. M16	4	8	M 8	M 8*	Field goal	8.	<u>M23</u>	11	75	J 2	J 2*#	Field goal
9. J20	10	51	M29	M29	Field goal	9.	<u>M20</u>	9	57	J23	J13*	Field goal
10. J20	6	10	J30	J30	Punt	10.	M14	3	3	M17	M18	Punt
11. J24	6	76	EZ	M39	Touchdown	11.	<u>M31</u>	3	32	J37	J37	Field goal
12. J23	4	8	J31	J31	Failed 4 th down @	12.	<u>M25</u>	8	55	J20	J20	Field goal @

Week 2 – Sept. 16 vs. Houston Texans

JAX Start	Plys	Yds	End	Deep	Result	HOU	Start	Plys	Yds	End	Deep	Result
1. J20	6	36	H44	H44	Punt	1.	H21	13	66	J13	J13*	Field goal
2. J25	3	-5	J20	J25	Punt	2.	H12	3	8	H20	H20	Punt
3. J21	4	7	J28	J41	Punt	3.	<u>J41</u>	6	41	EZ	J 1*#	Touchdown
4. J 5	3	0	J 5	J 6	Punt	4.	H31	3	9	H40	H40	Punt
5. J38	3	6	J44	J44	Punt	5.	<u>H42</u>	7	58	EZ	J 8*#	Touchdown
6. J20	3	-13	J 7	J20	Punt	6.	H15	6	33	H48	H48	Punt
7. J20	1	2	J20	J20	End of half	7.	<u>H33</u>	6	22	J45	J40	Punt
8. J20	3	5	J25	J25	Punt	8.	H18	3	-7	H11	H18	Punt
9. H37	2	37	EZ	H 5*#	Touchdown	9.	<u>H20</u>	17	80	EZ	J 2*#	Touchdown
10. J23	3	-1	J22	J23	Punt	10.	H21	3	7	H28	H28	Punt
11. J38	3	-7	J31	J38	Punt	11.	<u>H 9</u>	10	73	J18	J17*	Field goal
12. J20	4	23	J45	J45	Fumble	12.	J43	8	32	J10	J 8*	End of game

Week 3 – Sept. 23 at Indianapolis Colts

JAX Start	Plys	Yds	End	Deep	Result	IND	Start	Plys	Yds	End	Deep	Result
1. J20	14	54	I26	I19*	Field goal	1.	I26	6	74	EZ	J40	Touchdown
2. J20	3	7	J27	J27	Punt	2.	I27	3	5	I32	I35	Punt
3. J21	5	12	J33	J33	Punt	3.	I15	9	36	J49	J49	Punt
4. J12	5	22	J34	J34	Punt	4.	<u>I20</u>	14	80	EZ	J 4*#	Touchdown
5. J14	1	8	J14	J14	End of half	5.	I17	4	8	I25	I30	Punt
6. J41	1	59	EZ	J41	Touchdown	6.	I20	6	19	I39	I39	Punt
7. J25	3	3	J28	J28	Punt	7.	I36	4	13	I49	I49	Interception
8. I45	7	16	I29	I29	Field goal	8.	I26	4	19	I45	I45	Punt
9. J15	11	77	I 8	I 8*#	Field goal	9.	I 8	12	74	J18	J13*	Missed field goal
10. J26	3	3	J29	J29	Punt	10.	I25	4	12	I37	I47	Punt
11. J20	3	1	J21	J24	Punt	11.	<u>I33</u>	5	48	J19	J19*	Field goal
12. J20	1	80	EZ	J20	Touchdown	12.	I38	6	36	J26	J26	End of game

Week 4 – Sept. 30 vs. Cincinnati Bengals

JAX Start	Plys	Yds	End	Deep	Result	CIN	Start	Plys	Yds	End	Deep	Result
1. J22	3	5	J27	J27	Punt	1.	C20	2	3	C23	C23	Interception
2. J23	13	77	EZ	C 2*#	Touchdown	2.	<u>C 9</u>	14	74	J17	J17*	Field goal
3. J13	4	14	J27	J27	Punt	3.	C20	3	9	C29	C29	Punt
4. J 8	6	10	J18	J21	Punt	4.	<u>C25</u>	8	75	EZ	J 1*#	Touchdown
5. J20	5	19	J39	J39	Punt	5.	<u>C40</u>	6	60	EZ	J 1*#	Touchdown
6. J20	14	77	C 3	C 3*	Field goal	6.	<u>C20</u>	1	-1	C20	C20	End of half
7. J20	1	0	J20	J20	Interception	7.	C20	9	79	J 1	J 1*#	Fumble
8. J20	3	2	J22	J22	Punt	8.	<u>C20</u>	8	80	EZ	J18*	Touchdown
9. J 4	6	28	J32	J32	Punt	9.	<u>J16</u>	4	0	J16	J16*	Field goal
10. J21	4	5	J17	J17	Failed 4 th down	10.	J46	3	6	J40	J40	Punt
						11.	C24	3	6	C30	C30	Punt
						12.	J26	6	13	J12	J11*	End of game

Underlined = last drive of half; * = Inside the 20; # = Goal-to-go; @ = Overtime possession

Week 5 – Oct. 7 vs. Chicago Bears

JAX	Start	Plys	Yds	End	Deep	Result	CHI	Start	Plys	Yds	End	Deep	Result
1.	J20	3	6	J26	J26	Punt	1.	C29	3	9	C38	C38	Interception
2.	C45	3	2	C43	C43	Punt	2.	C 9	12	77	J14	J14*	Field goal
3.	J26	14	61	C13	C13*	Field goal	3.	C20	8	40	J40	J40	Punt
4.	J 3	3	6	J 9	J 9	Punt	4.	C30	3	5	C35	C35	Punt
5.	J22	10	55	C21	C20	Fumble	5.	<u>C23</u>	8	35	J42	J42	Punt
6.	<u>J20</u>	1	-1	J20	J20	End of half	6.	C11	17	76	J13	J 3*#	Field goal
7.	J25	1	-10	J25	J25	Interception (ret-TD)	7.	C33	9	67	EZ	J10*#	Touchdown
8.	J 6	3	-4	J 2	J 8	Punt	8.	C 6	7	94	EZ	J24	Touchdown
9.	J20	5	29	J49	J49	Punt	9.	C27	8	73	EZ	J46	Touchdown
10.	J20	3	11	J31	J31	Interception (ret-TD)							
11.	J20	3	3	J23	J23	Punt							
12.	J20	5	18	J37	J37	End of game							

Week 7 – Oct. 21 at Oakland Raiders

JAX	Start	Plys	Yds	End	Deep	Result	OAK	Start	Plys	Yds	End	Deep	Result
1.	J16	4	0	J16	J19	Punt	1.	O34	3	-6	O28	O36	Punt
2.	J27	3	7	J34	J34	Punt	2.	O28	7	69	J 3	J 3*#	Field goal
3.	J20	6	80	EZ	O42	Touchdown	3.	O44	3	7	J49	J49	Punt
4.	J11	7	37	J48	J48	Punt (fum on ret.)	4.	O20	3	4	O24	O24	Punt
5.	O16	3	16	EZ	O 5*#	Touchdown	5.	O23	2	9	O32	O32	Interception
6.	J33	3	8	J41	J42	Punt	6.	O46	11	39	J15	J15*	Field goal
7.	O36	4	4	O32	O32	Field goal	7.	O20	3	1	O21	O21	Punt
8.	J45	4	9	O46	O46	Failed 4 th down	8.	O15	9	85	EZ	J 8*	Touchdown
9.	<u>J20</u>	1	-1	J20	J20	End of half	9.	O40	5	15	J45	J45	Punt
10.	O39	6	17	O22	O22	Field goal	10.	O32	1	-8	O32	O32	Fumble
11.	J17	3	-12	J 5	J17	Punt	11.	O 8	12	79	J13	J 9*#	Field goal
12.	J20	3	5	J25	J25	Punt	12.	O42	10	58	EZ	J 1*#	Touchdown
13.	O24	4	-3	O27	O21	Field goal	13.	O20	3	6	O26	O26	Punt
14.	J20	3	0	J20	J20	Punt	14.	<u>O13</u>	5	41	J46	J46	Missed field goal
15.	J20	4	32	O48	O48	Punt	15.	J21	2	-1	J22	J21	Field goal@
16.	<u>J43</u>	3	7	50	50	Punt							
17.	J19	3	-2	J 9	J19	Fumble@							

Week 8 – Oct. 28 at Green Bay Packers

JAX	Start	Plys	Yds	End	Deep	Result	GB	Start	Plys	Yds	End	Deep	Result
1.	J19	4	13	J32	J40	Punt	1.	GB22	3	2	GB24	GB24	Punt
2.	J34	7	46	GB20	GB20	Field goal	2.	GB31	9	69	EZ	J 5*#	Touchdown
3.	J11	10	67	GB22	GB22	Fumble	3.	GB20	6	15	GB35	GB35	Punt
4.	J20	5	17	J37	J37	Punt blocked – TD	4.	GB21	6	14	GB35	GB47	Punt
5.	J27	5	25	GB48	GB48	Punt	5.	GB20	1	-7	GB20	GB20	Fumble
6.	J31	7	65	GB 4	GB 4*#	Field goal	6.	<u>GB20</u>	1	3	GB20	GB20	End of half
7.	GB13	5	13	EZ	GB 1*#	Touchdown	7.	GB30	5	12	GB42	GB42	Punt
8.	J25	3	-10	J15	J25	Punt	8.	GB40	7	23	J37	J37	Failed 4 th down
9.	J37	3	6	J43	J43	Punt	9.	GB20	11	66	J14	J14*	Missed field goal
10.	J22	3	3	J25	J25	Punt	10.	GB48	7	52	EZ	J 4*#	Touchdown
11.	J20	11	66	GB14	GB12*	Field goal	11.	GB40	3	3	GB43	GB43	Punt
12.	J 8	7	48	GB44	GB44	Failed 4 th down	12.	GB44	6	49	J 7	J 7*	Field goal
13.	J20	4	0	J20	J20	Failed 4 th down	13.	J20	1	-1	J20	J20	End of game

Week 9 – Nov. 4 vs. Detroit Lions

JAX	Start	Plys	Yds	End	Deep	Result	DET	Start	Plys	Yds	End	Deep	Result
1.	J13	3	6	J19	J19	Punt	1.	D20	6	22	D42	D42	Punt
2.	J37	3	7	J44	J44	Punt	2.	D 8	11	63	J29	J29	Missed field goal
3.	J18	3	-5	J13	J18	Punt	3.	D 9	13	91	EZ	J 7*#	Touchdown
4.	J21	5	18	J39	J39	Punt	4.	D47	7	53	EZ	J 1*#	Touchdown
5.	<u>J20</u>	4	36	D44	D44	End of half	5.	D19	10	81	EZ	J 8*	Touchdown
6.	J25	6	24	J49	J49	Interception	6.	D16	5	21	D37	D37	Punt
7.	J21	12	53	D26	D26	Interception	7.	D36	7	40	J24	J24	Field goal
8.	J20	11	80	EZ	D 5*	Touchdown	8.	D20	9	80	EZ	J10*	Touchdown
9.	J28	12	72	EZ	D 6*	Touchdown	9.	D49	2	-2	D48	D49	End of game

Week 10 – Nov. 8 vs. Indianapolis Colts

JAX Start	Plys	Yds	End	Deep	Result	IND Start	Plys	Yds	End	Deep	Result
1. J20	3	8	J28	J28	Punt	1. I25	5	23	I48	I48	Punt
2. J10	3	0	J10	J10	Punt	2. I43	7	44	J13	J 7*	Field goal
3. J20	10	54	I26	I26	Missed field goal	3. I34	8	66	EZ	J 5*#	Touchdown
4. J20	5	41	I48	I48	Fumble	4. I39	7	61	EZ	J 1*#	Touchdown
5. J20	3	6	J26	J26	Punt	5. I29	8	43	J28	J28	Interception
6. J31	9	47	I22	I17*	Field goal	6. I21	1	-1	I21	I21	End of half
7. J 4	2	4	J 8	J 8	Interception (ret-TD)	7. I21	6	39	J40	J40	Punt
8. J16	5	33	J49	I27	Punt	8. I11	4	11	I22	I22	Punt
9. J21	3	8	J29	J29	Punt	9. I26	9	54	J20	J20	Fumble
10. J19	14	81	EZ	I 4*#	Touchdown	10. I20	9	57	J23	J23	Field goal
11. J20	8	45	I35	I35	Interception	11. J13	3	-3	J15	J13*	End of game

Week 11 – Nov. 18 at Houston Texans

JAX Start	Plys	Yds	End	Deep	Result	HOU Start	Plys	Yds	End	Deep	Result
1. J27	5	29	H44	H44	Fumble	1. H16	5	84	EZ	J 9*#	Touchdown
2. J24	3	6	J30	J30	Punt	2. H37	3	5	H42	H42	Punt
3. J19	4	81	EZ	H13*	Touchdown	3. H29	4	3	H32	H47	Punt
4. J19	4	81	EZ	J33	Touchdown	4. H17	6	47	J36	J36	Punt
5. J31	8	44	H25	H24	Field goal	5. J48	8	48	EZ	J 1*#	Touchdown
6. J24	3	-3	J21	J24	Punt	6. H20	8	56	J24	J24	Field goal
7. J20	8	58	H22	H22	Field goal	7. H35	4	33	J32	J32	Missed field goal
8. H11	5	11	EZ	H 1*#	Touchdown	8. H33	3	-22	H26	H34	Fumble
9. J13	5	19	J32	J32	Punt	9. H26	9	65	J 9	J 9*#	Field goal
10. J30	3	70	EZ	J19	Touchdown	10. J23	2	4	J19	J19*	Interception
11. J31	3	6	J37	J37	Punt	11. H20	14	80	EZ	J 1*#	Touchdown
12. J20	3	8	J28	J28	Punt	12. H10	8	90	EZ	J 5*#	Touchdown
13. J32	11	53	H15	H 6*#	Field goal@	13. H35	4	36	J29	J24	Missed field goal
14. H47	4	0	H47	H47	Failed 4 th down@	14. H20	14	73	J 7	J 7*#	Field goal@
						15. H20	3	19	H39	H39	Interception@
						16. H47	2	53	EZ	H48	Touchdown@

Week 12 – Nov. 25 vs. Tennessee Titans

JAX Start	Plys	Yds	End	Deep	Result	TEN Start	Plys	Yds	End	Deep	Result
1. J20	1	5	J20	J25	Interception	1. J28	4	8	J20	J20	Field goal
2. J20	7	38	T42	T25	Punt	2. T11	3	7	T18	T18	Punt
3. J25	12	75	EZ	T 1*#	Touchdown	3. T18	12	58	J24	J24	Missed field goal
4. J32	4	3	J35	J45	Punt	4. T 3	9	42	T45	T45	Punt
5. J19	6	36	T45	T45	Failed 4 th down	5. T45	6	33	J22	J22	Field goal
6. J21	1	-1	J21	J21	End of half	6. T14	6	4	T18	T29	Punt
7. J25	6	75	EZ	J41	Touchdown	7. T15	12	64	J21	J20	Field goal
8. J20	3	-3	J17	J26	Punt	8. T 9	3	-3	T 6	T16	Punt
9. J48	4	12	T40	T32	Punt	9. T13	10	72	J15	J15*	Field goal
10. J20	8	80	EZ	T 7*#	Touchdown	10. T22	6	78	EZ	J 6*#	Touchdown
11. J20	3	-7	J13	J20	Punt	11. T37	2	0	T37	T37	Interception
12. T36	6	13	T23	T23	Field goal	12. T13	2	-3	T10	T13	Interception

Week 13 – Dec. 2 at Buffalo Bills

JAX Start	Plys	Yds	End	Deep	Result	BUF Start	Plys	Yds	End	Deep	Result
1. J22	3	5	J27	J27	Punt	1. B34	9	66	EZ	J 1*#	Touchdown
2. J38	5	14	B48	B48	Punt	2. B12	3	3	B15	B15	Punt
3. J30	9	29	B41	B40	Punt	3. B11	4	11	B22	B22	Interception
4. B32	7	14	B18	B12*	Field goal	4. B20	10	43	J37	J37	Failed 4 th down
5. J37	4	63	EZ	B 1*#	Touchdown	5. J26	4	26	EZ	J11*	Touchdown
6. J20	1	-6	J20	J20	Fumble	6. J14	4	3	J11	J11*	Field goal
7. J12	1	-1	J12	J12	End of half	7. B39	8	61	EZ	J 8*#	Touchdown
8. J27	8	34	B39	B37	Failed 4 th down	8. B39	8	29	J32	J31	Field goal
9. J20	3	3	J23	J29	Punt	9. B38	4	62	EZ	J44	Touchdown
10. J17	6	26	J43	J43	Punt (muff)	10. B20	3	8	B28	B28	Punt
11. B 5	1	5	EZ	B 5*#	Touchdown	11. B39	4	19	J42	J42	Punt
12. J26	8	35	B39	B39	Failed 4 th down	12. B27	3	8	B35	B35	Punt
12. J15	7	58	B27	B27	Failed 4 th down	13. J 9	1	-1	J 9	J 9*	End of game
13. J36	1	0	J36	J36	Interception						

Week 14 – Dec. 9 vs. New York Jets

<u>JAX</u>	<u>Start</u>	<u>Plys</u>	<u>Yds</u>	<u>End</u>	<u>Deep</u>	<u>Result</u>	<u>NYJ</u>	<u>Start</u>	<u>Plys</u>	<u>Yds</u>	<u>End</u>	<u>Deep</u>	<u>Result</u>
1.	J33	14	56	NY11	NY11*	Interception	1.	NY20	3	9	NY29	NY29	Punt
2.	J14	4	15	J29	J29	Punt	2.	NY17	6	20	NY37	NY37	Punt
3.	J43	7	44	NY13	NY13*	Field goal	3.	NY18	8	39	J36	J36	Fumble
4.	J39	4	16	NY45	NY45	Punt	4.	NY20	5	38	J49	J49	Fumble
5.	J43	3	0	J43	J43	Punt	5.	NY15	3	2	NY17	NY17	Punt
6.	NY44	3	7	NY37	NY37	Missed field goal	6.	NY 9	3	5	NY14	NY14	Punt
7.	J11	3	9	J20	J20	Punt	7.	NY43	9	57	EZ	J 1*#	Touchdown
8.	J26	3	8	J34	J34	Punt	8.	NY11	3	7	NY18	NY18	Punt
9.	J23	3	-8	J15	J23	Punt	9.	J47	6	21	J26	J26	Field goal
10.	J11	3	-3	J 8	J11	Punt	10.	J46	7	46	EZ	J 4*#	Touchdown
11.	J14	11	86	EZ	NY32	Touchdown	11.	NY20	3	5	NY25	NY25	Punt
12.	J38	3	4	J42	J42	Punt	12.	NY11	6	41	J48	J44	Punt
13.	J20	11	52	NY28	NY28	Interception	13.	NY 4	1	-1	NY 4	NY 4	End of game

Week 15 – Dec. 16 at Miami Dolphins

<u>JAX</u>	<u>Start</u>	<u>Plys</u>	<u>Yds</u>	<u>End</u>	<u>Deep</u>	<u>Result</u>	<u>MIA</u>	<u>Start</u>	<u>Plys</u>	<u>Yds</u>	<u>End</u>	<u>Deep</u>	<u>Result</u>
1.	J20	10	61	M19	M13*	Field goal	1.	M22	7	43	J35	J35	Field goal
2.	J20	3	-7	J13	J20	Punt	2.	M36	3	-5	M31	M36	Punt
3.	J15	9	39	M46	M43	Punt	3.	M 9	4	11	M31	M31	Fumble
4.	M20	4	9	M11	M11*	Failed 4 th down	4.	M11	14	89	EZ	J 4*#	Touchdown
5.	J20	6	31	M49	M39	Punt	5.	M 4	1	-1	M 4	M 4	End of half
6.	J 5	3	4	J 9	J 9	Punt	6.	M19	10	76	J 5	J 5*	Failed 4 th down
7.	J20	3	6	J26	J26	Punt	7.	M28	5	60	J12	J12*	Field goal
8.	J20	8	65	M15	M15*	Failed 4 th down	8.	M23	7	64	J13	J13*	Field goal
9.	J19	12	77	M 4	M 4*#	Failed 4 th down	9.	M15	14	85	EZ	J 2*#	Touchdown
							10.	M 4	4	10	M14	M15	End of game

The Jaguars Record When...

(Through December 18, 2012)

	95	96	97	98	99	00	01	02	03	04	05	06	07	08	09	10	11	12	Total	Post
	W-L	W-L	W-L	W-L	W-L	W-L	W-L	W-L	W-L	W-L	W-L	W-L	W-L	W-L	W-L	W-L	W-L	W-L	W-L	W-L
Play at home	2-6	7-1	7-1	7-1	7-1	4-4	3-5	3-5	5-3	4-4	6-2	6-2	6-2	2-6	5-3	5-3	4-4	1-6	84-59	2-1
Play on the road	2-6	2-6	4-4	4-4	7-1	3-5	3-5	3-5	0-8	5-3	6-2	2-6	5-3	3-5	2-6	3-5	1-7	1-6	56-87	3-5
Play on grass field	3-8	8-3	10-2	9-2	10-2	5-8	5-9	6-8	5-7	7-6	11-2	8-6	11-3	3-10	5-7	6-6	4-8	1-10	117-108	4-4
Play on artificial field	1-4	1-4	1-3	2-3	4-0	2-1	1-1	0-2	0-4	2-1	1-2	0-2	0-2	2-1	2-2	2-2	1-3	1-2	24-39	1-2
Play in a dome	1-1	1-2		0-1	1-0	0-1	1-0	0-1	0-2	1-1	0-2	0-1	0-2	2-1	1-1	1-1	1-2	0-1	10-20	
Score first	4-1	7-2	8-2	8-2	9-1	5-6	4-2	4-4	3-3	6-0	8-1	5-2	9-1	3-2	5-2	4-0	4-3	1-4	97-38	2-2
Opponent scores first	0-11	2-5	3-3	3-3	5-1	2-3	2-8	2-6	2-8	3-7	4-3	3-6	2-4	2-9	2-7	4-8	1-8	1-8	43-109	3-4
Score on first poss.	4-3	6-1	6-2	3-2	5-0	3-1	2-2	3-0	0-2	3-0	6-0	5-1	6-2	3-2	7-2	5-1	1-1	1-1	69-24	3-2
Score 20+ points	3-4	8-3	9-3	11-1	11-0	5-3	3-4	6-3	4-1	5-1	11-1	6-4	9-3	5-2	6-1	7-3	1-1	2-3	113-31	5-2
Score less than 20 pts.	1-8	1-4	1-2	0-4	3-2	2-6	3-6	0-7	1-9	4-6	1-3	2-4	2-2	0-9	1-8	1-4	4-10	0-9	27-104	0-4
Allow 20+ points	1-9	3-4	5-5	5-3	4-2	1-7	0-8	2-9	2-9	2-5	4-3	0-7	2-4	2-10	4-7	5-8	0-8	0-11	42-119	3-6
Allow less than 20 pts.	3-3	6-3	6-0	6-2	10-0	6-2	6-2	4-1	3-2	7-2	8-1	8-1	9-1	3-1	3-2	3-0	5-3	2-1	98-27	2-0
Game decided by <7 pts.	3-5	7-5	4-4	5-2	4-1	2-5	3-6	3-8	4-6	8-3	8-2	2-7	4-2	4-6	5-3	2-2	3-5	2-3	74-74	3-0
Game decided by <3 pts.	2-2	4-2	2-0	1-2	3-1	1-3	0-3	2-5	1-2	5-2	3-1	0-3	1-2	2-1	1-1		1-1		29-31	3-0
Lead after 1st quarter	4-2	6-0	7-2	8-2	6-1	4-2	4-1	4-3	2-0	4-0	8-0	4-2	8-2	2-3	3-1	3-1	4-0	1-2	83-24	2-0
Trail after 1st quarter	0-8	3-3	2-2	2-3	3-1	2-5	0-6	2-6	1-9	2-6	3-2	3-3	1-2	3-3	4-5	2-7	1-8	1-6	36-91	3-4
Lead at halftime	4-1	4-0	10-1	7-1	9-1	6-3	4-2	6-2	3-2	5-0	6-0	6-2	10-1	2-2	5-0	4-1	4-1	1-3	97-23	4-1
Trail at halftime	0-9	4-6	0-4	3-3	3-1	0-5	1-6	0-6	1-8	4-6	6-3	0-5	1-4	2-9	2-9	1-7	0-7	1-6	29-104	0-4
Tied at halftime	0-2	1-1	1-0	1-1	2-0	1-1	1-2	0-2	1-1	0-1	0-1	2-1		1-0		3-0	1-3	0-2	15-18	1-1
Lead after 3rd quarter	2-1	6-1	10-1	9-1	11-1	7-3	5-3	6-1	3-2	7-1	9-2	7-0	9-0	3-2	4-1	6-1	5-1	1-1	110-23	4-0
Trail after 3rd quarter	2-11	3-5	1-4	2-3	2-1	0-5	1-6	0-7	1-7	2-6	2-2	0-8	2-5	1-9	2-8	1-6	0-8	1-9	21-111	0-6
Goes into overtime		1-1	0-1			1-0				1-0	2-0	0-1			1-0	1-0	0-1	0-3	7-7	
Have + turnover ratio	3-3	5-1	7-2	7-2	9-0	6-2	3-3	5-3	2-2	7-0	8-2	6-1	9-1	4-2	5-2	6-0	4-3	2-3	97-33	4-0
Have - turnover ratio	0-7	0-5	1-3	1-3	2-2	1-7	2-5	0-3	1-6	0-2	1-2	1-5	1-3	0-6	2-4	2-8	0-5	0-4	15-81	0-5
Turnover ratio is even	1-2	4-1	3-0	3-0	3-0		1-2	1-4	2-3	2-5	3-0	1-2	2-1	1-3	0-2		1-3	0-5	29-33	1-1
Have 30:00+ T.O.P	2-5	6-5	8-1	4-1	11-1	6-5	4-1	4-3	5-5	5-5	9-2	8-3	8-2	4-6	7-1	5-6	5-4	0-4	102-60	4-1
Have < 30:00 T.O.P	2-7	3-2	3-4	7-4	3-1	1-4	2-9	2-7	0-6	3-2	3-2	0-5	3-3	1-5	0-8	3-2	0-7	2-8	39-88	1-5
Have 30:00 T.O.P										1-0									1-0	
Jones-Drew has 25+ carries												0-1			3-1	3-0	4-0	1-0	11-2	
Jones-Drew runs for 100 yds.												1-2	2-0	2-0	3-2	6-1	3-3	1-0	18-8	
Have 100-yard rusher		1-1	1-0	7-1	5-0	5-4	2-1	2-3	2-1	3-2	5-1	3-3	6-1	2-0	2-2	6-2	3-3	1-0	56-25	4-1
Have 300 net passing yds.		2-2	4-0	1-0	3-0	0-2		1-0	1-0	0-2		0-1	0-1	0-1	2-0	1-0		0-1	15-10	
Have a 100-yd. receiver	0-2	4-3	6-2	2-1	4-2	5-5	3-3	0-2	2-1	2-2	3-3	1-1	0-2	1-5	2-1	2-1	0-1	1-4	38-41	1-1
Have two 100-yd. receivers		1-1	0-1	1-1	3-0	0-1	0-1								1-0				6-5	
Win coin toss	2-4	4-1	6-1	6-3	6-0	7-5	3-6	2-4	3-4	3-3	3-3	2-6	4-1	3-6	3-5	4-5	3-7	2-4	67-72	3-2
Lose coin toss	2-8	5-6	5-4	5-2	8-2	0-4	3-4	4-6	2-7	6-4	9-1	6-2	7-4	2-5	4-4	4-3	2-4	0-8	74-58	2-4
In August		1-0																	1-0	
In September	0-4	2-3	2-1	4-0	2-1	2-2	2-1	2-1	0-4	3-0	2-1	2-1	2-1	2-2	1-2	1-2	1-2	1-3	32-31	
In October	3-2	1-3	2-2	1-2	4-0	1-4	0-3	1-3	1-2	2-3	2-2	2-2	3-1	1-2	2-1	3-2	1-4	0-3	30-41	
In November	0-3	2-1	4-1	4-1	4-0	2-1	1-3	2-2	2-3	1-2	4-0	2-2	3-1	1-3	3-2	2-1	1-2	1-3	39-31	
In December	1-3	4-0	2-1	2-2	3-1	2-2	3-2	1-4	2-2	2-2	3-1	2-3	3-2	1-4	1-3	2-2	1-3	0-3	35-40	1-1
In January					1-0		0-1			1-0	1-0				0-1	0-1	1-0		4-3	4-5

	95	96	97	98	99	00	01	02	03	04	05	06	07	08	09	10	11	12	Total	Post
	W-L	W-L	W-L	W-L	W-L	W-L	W-L	W-L	W-L	W-L	W-L	W-L	W-L	W-L	W-L	W-L	W-L	W-L	W-L	W-L
On Saturday					0-1	0-1					1-0						0-1		1-3	3-2
On Sunday night	0-1	1-0		0-1	1-0	1-1		0-1	1-0	0-1	1-0			0-1					5-6	1-3
On Monday night			1-0	2-0	2-0	0-2	0-1					2-0	0-1	0-1		0-1	1-1		8-7	
On Thursday night					1-0		0-1							0-1	0-1		0-1	0-1	1-5	
Kickoff is 1:00/12:30	3-8	7-3	6-3	7-3	8-1	3-5	6-4	4-6	3-11	7-5	9-4	3-7	9-4	3-5	7-5	7-4	4-9	2-8	97-94	3-2
Kickoff is 4:00/4:05/4:15/4:25	1-3	1-4	4-2	2-1	2-1	3-1	0-4	2-3	1-0	2-1	2-0	3-1	2-0	2-3	0-3	1-3		0-3	28-33	1-2
Kickoff is 8:00/8:20/8:35	0-1	1-0		2-1	2-0	1-1	0-1	0-1	1-0	0-1	1-0	2-0	0-1	0-3	0-1	0-1	1-2	0-1	11-15	1-2
Kickoff is 9:00			1-0		2-0	0-2	0-1												3-3	

**All Times Eastern*

	02	03	04	05	06	07	08	09	10	11	12	Total		95-01	Postseason
	W-L	W-L	W-L	W-L	W-L	W-L	W-L	W-L	W-L	W-L	W-L	W-L		W-L	W-L
vs. AFC South Teams	1-5	2-4	2-4	4-2	2-4	2-4	2-4	3-3	3-3	3-3	2-3	26-39	vs. AFC Central Teams	39-22	0-1
vs. AFC North Teams	1-3	0-1	0-1	4-0	1-0	1-0	0-4	0-1	1-0	1-3	0-1	9-14	vs. AFC East Teams	22-9	3-3
vs. AFC East Teams	1-0	0-4	1-0	1-0	2-2	1-0	0-1	2-2	1-0	0-1	0-3	9-13	vs. AFC West Teams	17-14	1-1
vs. AFC West Teams	1-0	1-0	3-1	0-1	0-1	4-0	1-0	1-0	2-2	0-1	0-1	13-7	vs. AFC	48-37	4-4
vs. NFC South Teams		2-2				3-1				1-3		6-6	vs. NFC Central Teams	4-7	
vs. NFC North Teams			3-1			2-2				0-4		5-7	vs. NFC East Teams	4-4	
vs. NFC East Teams	2-2			3-1					1-3			6-6	vs. NFC West Teams	6-2	
vs. NFC West Teams			3-1					1-3				4-4	vs. NFC	14-13	

JACKSONVILLE JAGUARS

2012 QUOTES

The following material is the copyrighted property of Jacksonville Jaguars, Ltd. The material is not being made available to, and is not to be used by, any individuals other than members of the media that have been accredited by Jacksonville Jaguars, Ltd. The materials may be used for the purpose of providing limited amounts of quotable excerpts for use in connection with news reports and articles created by such members of the media. Any other use is strictly prohibited. The material is not to be shared with any third parties. The material may not be duplicated, reproduced, published or distributed without the prior written consent of Jacksonville Jaguars, Ltd.



**HEAD COACH MIKE MULARKEY
MEDIA AVAILABILITY
MONDAY, DECEMBER 17, 2012**

(Opening statement) "I just want to follow up with my post game yesterday with my comments. After watching the tape I'd still have to say the same thing in regards to the way we played. I hold myself responsible because I take a lot of pride in making sure we're a very disciplined team and we were not that way yesterday. Not just the penalties, but we did a lot of uncharacteristic things with the little details of plays that I think made differences in the plays which in reality made differences in the game. Because every play, as you guys know I've said it from the beginning, can be game changers. A lot of the things that we did good I put up on tape, and I showed them we were doing everything we were supposed to do. Look at the positive, look at the result. The good thing is I had something to compare it to. There's a lot of things we had the same play offensively or the same defense. I think a lot of it is guys trying to press thinking they need more than they need to do and they don't. They understand that. I am hopefully clearer now that I've had at least examples of the same thing where one is done where everybody's on the same page doing their jobs and the success we had and if we had one guy out of place anywhere we're not doing it there's a chance of failure on the play. That was the case yesterday. Unfortunately penalties did not help obviously a couple of aggressive penalties that could have gone either way as far as I was concerned after watching the tape. Today I said to them we've given them a day off after a win. We've given them the Monday off. This is not punishment coming in here on Monday. This is about when we come in here today, the first thing we do is we do our recovery with our strength staff and we do a lot of things to get them to try to recover as quickly as they can for this next game coming up and their health overall so when the season and their career is over that they are recuperating. Second is, come in and watch the tape and see the good things that we did in that game and the things that we need to correct before the next one comes around here. They're in there doing that right now. I think that obviously tape can support everything we're saying but when it's all said and done it's my job to make sure that the little things, especially at this time of the year and where we're at with our record, we need to be really locked in and loaded and focused on greater than at any time because we weren't and we will be."

(Were guys complaining about being here?) "No. Not at all. Not a bit."

(What contributed to that?) "I know what we've been trying to get is 'see you Wednesday' type of motto going, and unfortunately that hasn't been the case. I am trying to give them that reward for the victory and it's just not coming about. No, no complaints at all. There hasn't been once."

(Paul Posluszny said on Reggie Bush's 53-yard run he was off where he needed to be. Was that an example of somebody doing things more than they need to do or is that a separate issue?) "That's a good example because they ran the play later that we stuffed when everybody was fitting where they were supposed to fit. That's a good example of one."

(Did coaches tape clarify at all the Guy Whimper situation?) "No. What I can see on the sideline is that the official on the Dolphins side was given the impression that did he report or did he not. That's the only thing I can see. I can tell you that would be a first if he didn't. I think what happened was I think he looked at the official, the ref and gave him that this is 'I am reporting. I'm an eligible receiver.' I just think that he was seen and it was confirmed. It was a call that was unfortunate. It just happened to be on a play that we scored a touchdown. He is very conscious. We are very conscious. We have practiced. That's on offensive plays, that's on field goals where they have to report. We are really diligent about that. It was the first play right after the turnover. The hard part is when you're in a series of plays and you've got to go every play go over and report to the official. This was the beginning of it. I know he's not going to look me in the eye and lie to me."

(Is that reviewable in any sense?) "There's not. There's no footage to support whether he did or he didn't."

(On that play the players said the flag showed up pretty late. Josh Scobee mentioned that they were out there lining up for the extra point and the flag came out way late.) "I think what they wanted to do was did anybody get that he reported, so they had to go talk to all of the officials that were involved. It wasn't just one guy. They wanted to confirm did he go to anybody to confirm that he was eligible on that play. Because like the tape showed, the official on the Dolphins sideline was trying to make contact with the guy on our sideline and all you see is "Did he?" I don't know why it was so late. It caught me off guard as well. I was not prepared not to be kicking the extra point."

(On reporting as being eligible) "The referee. The guy with the white hat, and that's who he went to. That's a good officiating crew and it's just somehow, someway, that play that happened. I wish I had an answer."

The following material is the copyrighted property of Jacksonville Jaguars, Ltd. The material is not being made available to, and is not to be used by, any individuals other than members of the media that have been accredited by Jacksonville Jaguars, Ltd. The materials may be used for the purpose of providing limited amounts of quotable excerpts for use in connection with news reports and articles created by such members of the media. Any other use is strictly prohibited. The material is not to be shared with any third parties. The material may not be duplicated, reproduced, published or distributed without the prior written consent of Jacksonville Jaguars, Ltd.

(Did he come over and talk to you and tell you that he did not see it?) "He said I tried to confirm it with any other official that he came in to report, and I said to him 'I have to take your word over my player's word,' but I think what happened was I think he did it but I just don't think it was where he went up face-to-face confirmed it. I think he just took for granted that he was looking at him. I am sure he thought he was looking at him. Obviously he wasn't. It wasn't like he lost a yard gain. It was a touchdown, getting one of those momentum changers where we've had numerous times that we just cannot afford to have those things because obviously it affects us."

(On Maurice Jones-Drew) "Going to hopefully get him out there and work him a little bit tomorrow, Tuesday, see where he's at, see where his pain tolerance is, and I won't say he is 'very questionable' I will just say he is 'questionable' this week. I think the pain has gotten better. I think he can do a little more."

(Any change of him playing?) "I'm not going to rule him out right now. I can tell you more Wednesday."

(Still unlikely?) "Only because of the way we've done our phases as far as going from Phase I with the training room to Phase II with Tom Myslinski of doing more football related drills. I think that's where we have to go at least tomorrow and Wednesday to see where we're at with him before we put him in a drill and expose him."

(Tuesday and Wednesday will be Phase II?) "Yes."

(Thursday practice?) "We will see if he makes it even through Tuesday."

(It's been two months. Serious injury?) "I can tell you this, based on his position what he has to do for his position this kind of injury is different than maybe a lineman's just based on having to be able to cut and plant and protect and all that. Everybody's different on their pain tolerance with their injuries, so I can't compare it to anybody else because I don't know how he's feeling. A foot is pretty important especially for that position."

(It's not broken?) "It's not broken."

(Ligaments torn?) "It's an injury to his foot. I'm just going to leave it at that. Again, some guys come back from torn ACL's and lead the League in rushing. Some guys take longer to come back. It's based on the player and how fast they can recover. Everybody is different. It's not just one thing. That's why when you say that the weeks it's going to take, you hope it's sooner than later but he's trying."

(More of a sprain less of a break?) "Good way to put it, yeah."

(Surprised he's not back) "Obviously we'd like to have him back. He's a special back and we'd like to have him back a full go or almost full go healthy back."

(On Daryl Smith) "Daryl, I'd say he's probably got a better chance than Maurice Jones-Drew based on the way he's taken steps this last week. Again, this will be a big week. We've got to be smart with him, but I'd like to think he's going to be able to line up. I think he'd like to think he is based on the way his whole demeanor has been. I know he feels better, but we've got to really test him this week."

(How much smaller is your margin for error?) "Well margin for error in any NFL game is very small. Wins and losses are literally very, very little difference between the two but at the time where we're at right now some of the things that are going on with our situation personnel wise we can't afford it. We can't have just little things that we are absolutely are in control of happening happen to us. Very little margin for us right now. We've got to play very good at every position."

(On Rashad Jennings and George Selvie) "Jennings will be tested again for the concussion tomorrow. Selvie we will see if his symptoms have healed."

(On Aaron Ross' status Wednesday) "He will be limited. He will do some individual work."

(Are you hopeful Daryl Smith can play?) "Yes, we're hopeful, yes."

(Hopeful he can practice Wednesday?) "Do more this Wednesday than he did last Wednesday. Hopefully by Friday he is doing a lot of the work."

(On Andre Branch) "Again, his groin is still going to bother him for this week. What happened on Friday I'm updated immediately after practice on these guys if there's anything that's happened. I was told it was a minor tweak that should be okay for the game. Saturday morning he came in here and it was more painful than we anticipated. We just did not want to put him out there where it would have been definitely a season-ending injury. It's bigger than a tweak I can tell you that."

(You said hamstring yesterday was it a groin?) "I was wrong when I said hamstring. It's a groin, yes."

The following material is the copyrighted property of Jacksonville Jaguars, Ltd. The material is not being made available to, and is not to be used by, any individuals other than members of the media that have been accredited by Jacksonville Jaguars, Ltd. The materials may be used for the purpose of providing limited amounts of quotable excerpts for use in connection with news reports and articles created by such members of the media. Any other use is strictly prohibited. The material is not to be shared with any third parties. The material may not be duplicated, reproduced, published or distributed without the prior written consent of Jacksonville Jaguars, Ltd.

(Last year the Jaguars held opponents under a hundred yards rushing eight times. Why is it such a struggle for you guys this year?) "It's a different team, it's a different defense, a different personnel. Teams are seeing where we're having some problems trying to hold up. They're attacking those areas and that's one of those areas."

(On the two 4th-and-one plays) "When you get into that situation again, I put that on me. I'm trying to be more aggressive, trying to score touchdowns. When we're down there let's see if we can knock it in there. It came down to the line of scrimmage. It's about one yard of turf. Who wants that one yard of turf? I thought they were much firmer up front than we were."

(How did Austin Pasztor do?) "Surprisingly pretty good for a first game."

(Not high expectations for him?) "No, I mean that was his first game against a good front against really good guys inside. I expected him to compete and he did, but I guess I should say he did better than any of us expected."

(Feel good about going with him moving forward?) "I do, yes."

(On mental errors) "It's a couple things. It's not the sole, the mental errors. The thing about it is a lot of these red zone things that we've done have been of the same formation, same everything because we haven't either used them or been in a position to use them against other teams. Some of those things you saw yesterday we've had three, sometimes four weeks to really rep those. For some reason or another we just didn't make plays on them. Again, you've got to protect, hold up the protection, you've got to make some plays after the catch, you've got to make some great catches. That's one area we had some familiarity because we had time to practice it. That's what's disappointing about that area."

(Were you too conservative early in the year?) "I have to look back at it. I feel like I've been doing this for at least the last six to eight weeks. I couldn't tell you exactly when I haven't, but I feel like I've been trying to be that way. Trying to score points."

(Assessment on Jordan Shipley) "We put a lot on his plate. I think he is getting better. We needed a slot receiver. We needed one earlier on, and I think he gives us a little bit of the crafty kind of guy inside but we're not being productive. A lot of that is we put too much on his plate. He's got to know that. He backs up Blackmon as well. It certainly helps especially in the slot position that you're here for a camp, an OTA's, and kind of get a feel, especially with the quarterback, of where things are going to happen."

(How do you keep it out of your mind about your future here with the record?) "Because there is a lot of football. There's a lot of football going on constantly. Like I said to the players, if you do everything the right way and you do it the best you can you'll be successful here and wherever else that will be. That's the only thing I will go by or anybody else that's going to be in this building is going to go by. We're going to just do the best we can."

(By the way the NFL has judged it hasn't been successful this year) "No but it's not all based on one year. It's not all based on one day. It's not all based on one game. It certainly doesn't define by any means who any of us are: one year, one day, one game by any means. I've been in the League for a long time and understand the circumstances. We are not going to game plan any differently. We're going to try to put our guys in the best position we can put them in. That's not going to change. One thing we've got to do better is just do our jobs. All of us do better. Don't do more than we think we have to do."

(So you don't worry about it, that doesn't seem like your style) "Like I told you way back when Maurice was holding out, those are the things if that takes away energy that this team needs from me. I certainly am not going to take that away because those are things that are out of my control. I am doing the best I can. I always will, I always have. There's things that I can't control. Plus, like I said there's a lot of football. From when I get here until I go home there's a lot of things going on football wise and media wise that keep me busy."

(You've now had 14 starters miss a combined 81 games this year. How has that impacted game plan wise, calling plays, etc.?) "Well in the ideal world for anybody that's in this position or for a team you want everybody healthy every week for every game and starting. That's just not the case. We've been unfortunate that we've had more than the norm and have had to deal with it. Obviously we haven't dealt with it very well based on our record, but we've got guys that are coming in and trying. Austin (Pasztor) yesterday playing left guard for an example. We needed him to come in here and step in and help us against a good defensive front and they did. We've had guys do that for us. But ultimately you'd like to have a roster that you put together way back when play for a good portion of the season. We just unfortunately have not."

(You said you try not to worry. It looked like you let it get to you last week.) "Last week against?"

(When you got sick last week) "It's very important to me. I don't want you to ever get that wrong about me. It's very important. I don't know if anybody takes a loss worse than I do or enjoys a win as much as I do. Everybody in the League is fatigued right now. That's just the way the NFL is. I just let it get too far. It wasn't one particular thing that got me by any means. I'm just not taking good enough care of myself. I am now."

The following material is the copyrighted property of Jacksonville Jaguars, Ltd. The material is not being made available to, and is not to be used by, any individuals other than members of the media that have been accredited by Jacksonville Jaguars, Ltd. The materials may be used for the purpose of providing limited amounts of quotable excerpts for use in connection with news reports and articles created by such members of the media. Any other use is strictly prohibited. The material is not to be shared with any third parties. The material may not be duplicated, reproduced, published or distributed without the prior written consent of Jacksonville Jaguars, Ltd.

(How do you manage to not let things get out of hand?) "I keep things in perspective. I do. There's a lot of things going on in this world right now that I keep in perspective that this is very important to me. I told the team this. I don't want anybody to get the wrong message that I don't want to win and bad as anybody in this organization, in this city. But I do keep things in perspective when it comes to talking to the team about things outside the building that are important such as Newtown, Connecticut, such as some of the kids at the children's hospital. Those things are important too. Not to take light that this loss isn't important, because it is, but you have to keep some things in perspective."

(Did you talk to them about Newton, Connecticut?) "I did."

(What did you tell them?) "Keep things in perspective. That this is how bad we feel right now is nowhere near the emotions that people are feeling outside this building in other places in the country."

(On Justin Blackmon's progress) "He's just working for it. He works every day for it."

(Fans are saying you're not animated on the sidelines. Talk about demeanor and how people interpret it) "That's just not me. You want me to be something that's not me. I just said it. There's nobody that's more passionate about it than me. Again, guys handle themselves differently. I don't know how that motivates players any more than throwing tirades. Obviously you've seen me get to my boiling point, but that's just not me."

MIAMI DOLPHINS VS. JACKSONVILLE JAGUARS

DECEMBER 16, 2012 – SUN LIFE STADIUM

POSTGAME QUOTES



Jacksonville Jaguars Head Coach Mike Mularkey

(Opening remarks) – “We were not as disciplined as a football team as we have been or will ever be. We have got to not do some things ... Every time we take a step forward we take two steps back and that cost us again today. We had 10 penalties that I know of. They refused a couple of them so we had more than that. That’s not what any of us in that locker room stands for and that starts with me. I will take total blame for that area of our football team because that is definitely something that is very important to me. And that was very important to the game. Talking about being disciplined ... we got to find away to correct that because we’re not going to win a lot of games if we’re going to play like that.”

(On if the team had a lack of focus) – “No. I think a lot of them were effort penalties. (LB) Russell Allen is not a guy who’s a cheap shot type of player. Where the quarterback was hit? Again, I gotta see it better than I saw it. But those are the types of things ... a lot of them are effort penalties. (OT) Guy Whimper. Guy has reported to the official in games a hundred times. Well, he’s done it four hundred times in practice. There hasn’t been a time, because we check him every single practice, where every time he reports I don’t turn to a coach and say ‘did he report?’ So today, for some reason, on a touchdown I was told he did not report. I have to go with what the call was but I’m telling you two different sides. I know that this guy has done that a lot. He’s got to do a better job of it. That’s what I told him. I’ve always said (the official) has got to see you and say ‘I got it.’ Just like we do in practice. And that was a big momentum change in this game.”

(On if Whimper told him that he had reported) – “Yes. But, again, reported ... the official has to go ‘I gotcha.’ You got to hear the call. You gotta just confirm that (he) definitely did see you. He can’t just look at you. He has to confirm that he saw you when you reported.”

(On the play of QB Chad Henne) – “He is as much of a competitor that I’ve ever been around. He’s scrappy. (He) fights his tail off to give us a chance. We knew we were going to have a fight up front with our line and their defensive line. For the most part we held up as well as we could. There was pressure in front. We had chances to make some plays. We didn’t. We had some drops. And a number of drives were stalled.”

(On their two unsuccessful 4th-down-and-1 plays) – “When you run those plays you got to make a first down. That’s a mindset. It’s who’s gonna get that yard. It’s like property you’re fighting over. We got to do a better job of that.”

(On losing the time of possession battle) – “Well, at the end of the first half they had 38 plays we had 37 plays. It was the second half where, again, we had a three-and-out. Actually we had two. And when you do that, your defense goes right back on the field and they’re gonna get worn down when that happens.”

(On the improvement of WR Justin Blackmon) – “Yes. The guy has worked (hard). I’ve told you that for months that he’s improving. He’s doing a lot of things better. He had a couple of drops today. And I know what he was doing. He was trying to make something more after the play. He’s just got to lock in and catch the ball first.”

(On the play of Dolphins QB Ryan Tannehill, specifically him running the option) – “We knew this guy was very athletic. Especially in that first play of the second half. That explosive play down the field, out the pocket ... the boot(leg). We can’t let him get out of the pocket and let him make some plays with his legs that he did. They did a good job with the scheme. Some of those were busted plays. The receiver didn’t get his signal. It’s hard to get a yard in the run game but he got five on a broken play.”

(On if the Dolphins 89-yard drive caused the defense to become demoralized) – “No. I just know how physical it is. It’s Week 15. It’s a physical part of the game. I don’t know if it’s demoralizing. Certainly we’d like to try and stop it. I watch, and there is no let down. It’s a physical game. I’ve been saying it -- you can complement your defense with your offense by sustaining drives.”

(With two games left, does the season feel like a Ground Hog Day effect) – “No. I was very confident going into this game.”

(On the injury status of the team) – “Nothing serious that I know of. (DE) Andre Branch tweaked a hamstring. When I talked to you guys after the practice (during the week) I was told it was minor and should not affect him. So I did not report it. The next morning it was sore. Sore enough that I didn’t think it was good to maybe miss two games because of it.”

(On the play of WR Cecil Shorts) – “Well, he made some plays. He was a shoelace away from big plays. Big, explosive touchdown types of plays. I was glad we had him back.”

(On if this game is a microcosm of the season, referring to his “one step forward, two steps back” statement) – “Obviously it’s been a disappointing year with our record that we’ve had. A number of things that just have not fallen into place.”

MIAMI DOLPHINS VS. JACKSONVILLE JAGUARS

DECEMBER 16, 2012 – SUN LIFE STADIUM

POSTGAME QUOTES



Jacksonville Jaguars LB Russell Allen

(On the biggest difference in the game) - "There were several things. First off they just played better than we did today. (We had) Too many penalties. We couldn't get off the field on third down. We just have to make more plays."

(On Ryan Tannehill) - "I think he's got a bright future. He's a talented guy, he's obviously a good athlete. He's smart, he's got all the tools."

(On his goals for the last two games of the season) - "The same as they have been all year. To improve every day and come out and give ourselves the best chance to win. This is still what we love to do. We want to come out and compete every day and win our last two games."

Jacksonville Jaguars DT Tyson Alualu

(On the goals for the rest of the season) - "We came into this game wanting to finish these last three games strong. We are disappointed of the end result. We have to watch the film and see where we need to make corrections and get better."

(On the biggest difference today) - "There was no real difference. It was not what the Dolphins did but what we did. We go into every game wanting to stop the run first but we failed to do it again this week. We have to play better and get better."

(On the play of the defense today) - "We have to watch the film. It all comes back to the fundamentals. We had to be stronger and play better defense."

Jacksonville Jaguars DE Jason Babin

(On today's game) - "Any time you have missed tackles, especially as many as we did there is never a good outcome. We definitely could've put ourselves in a better situation."

(On the play of Ryan Tannehill) - "He was really fast for as tall he is, and being so young, how quickly he was able to get rid of the ball, whether under pressure or not."

(On the areas in which the defense could have improved) - "We just need to capitalize on key possessions and make the most of all the opportunities on the field"

Jacksonville Jaguars WR Justin Blackmon

(On the offense today) - "It didn't go to good. We shot ourselves in the foot with penalties. You can't win when we have so many penalties like we had."

(On his progression as a WR this season) - "It's just about getting better every day. Not just in games. Every time you step out there on the field it's about getting better."

(On what the Dolphins defense did to frustrate the Jaguars) - "They didn't do anything we didn't know they were going to do. They just executed and we didn't."

(On where the team goes from here) - "We just need to get back out there next Sunday and put something better on the field."

Jacksonville Jaguars QB Chad Henne

(On their missed opportunities) - "We got down there a couple of times and we went for it on fourth and one but unfortunately we didn't get it. We had some penalties that knocked us out of field goal range. It was just one of those days. It was tough but you have to give the Dolphins credit. They did a good job but on our side of the ball we've got to take care of business and score some points."

(On the fourth and one plays) - "We were confident in our play calling. We just didn't execute to the best of our ability. We had a quarterback sneak and they did a good job and depending on what the spot looked like on the replay, I don't know but it's fourth and one, Coach has confidence in us and we've got to take hold of that and convert those situations."

(On the drive at the end of the game) - "The last play they did a good job, they were going to bring everybody and dropped Cameron (Wake) into our spot where we were going to throw the ball. We had the ball to Cecil (Shorts) there but he just couldn't come down with it. It just came down to us making more plays."

(On the touchdown being called back for Whimper not reporting) - "Guy reports every time so whether he said it or not, I believe he said it and the official just didn't get it. I don't know what went on but every time Guy comes in, he makes sure he reports because I hear him 100% of the time."

MIAMI DOLPHINS VS. JACKSONVILLE JAGUARS
DECEMBER 16, 2012 – SUN LIFE STADIUM
POSTGAME QUOTES



(On coming back to play the Dolphins) – “It was a fun experience but obviously you want to come out with a win. I thought our guys fought hard and they played well on the other side of the ball. Their offense moved the ball and our third quarter was the biggest problem. Overall it was a good atmosphere.”

(On his play today) – “I’ll have to watch the film. Obviously there are some plays out there that I wish I could have had back and made but I felt overall that we were moving the ball in certain situations, with two minutes and some of our no huddle, it was just the third quarter that I think we had two possessions. The Dolphins pretty much took over and had a bunch of yards and controlled the clock in that quarter. We’ve got to come out better off in the half and start it off right.”

(On what’s needed for the final two games) – “I think we just have to keep the arrow going up. When the plays are there to be made, we’ve got to make those plays. We just have to keep going with our game plan and keep fighting. This group of guys really keeps fighting, they come to practice with the right attitude and it’s enjoyable to be around these guys. Hopefully we get some wins in the next two games.”

(On having Cecil Shorts back) – “It’s always good to have him back. He’s a big playmaker and it seems like every time you get him the ball he wants to break the tackle and make some plays. It was great to have him back because it keeps the defense honest as we’re not always going to Justin (Blackmon) or Mercedes (Lewis). I thought we were very balanced today getting a lot of guys involved in the offense.”

(On getting his rhythm with Justin Blackmon) – “I think we’ve been bonding pretty well. I think everybody’s been doing really well and a good job being in the right spots and making some plays out there. You always push and you want to make more plays and score more points.”

(On having something to prove today to the Dolphins) – “My attitude right now is to prove to the Jaguars that I’m going to do the best that I can to help this team win.”

Jacksonville Jaguars LB Paul Poluszny

(On what didn’t work on defense today) – “We didn’t play very well against the run on a consistent basis. We would stop them and then Reggie Bush would bust a long run on us. You can’t win when you do stuff like that on defense. We have to be more consistent there. Just make a couple more plays, make a couple more key plays. Get off on third down. Those were some mistakes we made that had a really huge impact on the game.”

(On the team’s goals for the remainder of the season) – “We have a horrible record. We have not played our best football yet. As a team and individually, we want to play our best football in these last two games and just try to finish the season on a high note. We know we’re not in any contention and that’s fine. We realize that. We still want to try to finish the season on the most positive note that we can and say well, we started the season off bad; we played our best football late. Let’s take that positive momentum into the off-season.”

Jacksonville Jaguars WR Cecil Shorts III

(On how it felt coming back) – “I feel fine. I wasn’t really worried about the concussion. After about the middle of the week I had no more symptoms. I felt good, I went out there and felt pretty good. Maybe a little rusty in the beginning but one I got a couple of catches I felt fine.”

(On how frustrating it is to not do things offensively that you want to do in the 3rd quarter) – “It’s frustrating. You just want to execute and then put yourself in a good position and we haven’t. We put our defense in a bind and that is something we have to work on.”

(On how you keep your team riled up with the next two games ahead of you) – “We got to fight. Coach talks about how we finish strong. That’s our main focus. Finish strong and get some momentum even into next year. We aren’t going to the playoffs this year but we keep fighting and try to keep them riled.”

MIAMI DOLPHINS VS. JACKSONVILLE JAGUARS

DECEMBER 16, 2012 – SUN LIFE STADIUM

POSTGAME QUOTES



Miami Dolphins Head Coach Joe Philbin

Opening Comments: I thought it was a great home win, especially when you consider many of the greatest players in our franchise's history were in attendance today, the members of the '72 team. I thought our guys played as a team. They kept the offense out of the end zone. We had some guys go down, some guys step up and contribute, so from that end, it was a good team win.

(On the play of the defense) – "I think on a couple of run plays there was good penetration, obviously, the guys held their gap and we were able to get off the field there. Even at the end of the game, they certainly had the opportunity to score and get in the end zone and we held them there as well."

(On having long offensive drives in today's game) – "That was big. The one before halftime I think was huge. It was a close game, obviously, and to put together a lengthy drive – I think our time of possession we had about nine or ten minutes more minutes in time of possession today – which hasn't been the case many of our games this year. I thought our ball control was better; our third offense was better. Those two [14-yard drives] were long drives."

(On the play of QB Ryan Tannehill) – "It looked like he threw the ball accurately, it looked like he made good decisions. Obviously the run plays...they help you immensely. We weren't having great consistency. While we did break some big runs early in the game – Reggie [Bush, RB] popped a long one – we didn't have a lot of consistency around the ball. His ability, a couple of times, to scramble and get out and move in open space really helped. A couple [were by design]."

(On Tannehill's improvement) – "I thought he played well. He took care of the football. When we watch the tape, we'll have to look closer. When you're evaluating quarterbacks you don't want to see a lot of shots where he's throwing the ball where they've got three guys and we have one. My guess is there's not going to be a lot of those pictures when we watch the tape. I thought his accuracy was good today, too."

(On Tannehill finishing the season strong) – "I think it's important for the whole football team to finish strong, really. It's more than battles. This team's about more than one individual and he's an important part of the team just like all of the other guys. I think it's more important for us as a team to finish strong."

(On Tannehill's accuracy increasing through the game) – "[It's] Nothing I can take credit for, I'll tell you that."

(On the big plays in today's game) – "When I was sitting down at halftime, I was looking at our script, our plays, and while it was great that we ground out a 14-play drive, there wasn't a whole lot of that. It was plus four, plus three, which is good, but I was glad to see that we could get some chunk plays as well."

(On WR Brian Hartline having 1,000 yards in receiving a result of today's game) – "He's been very productive. He's cashed in on most of his opportunities when the ball's come his way. He's a hard worker. He prepares well. I'm happy he's been producing."

(On the play of RB Reggie Bush) – "It's always good to have a running game. When you can have balance, that helps our play calling and Mike Sherman [offensive coordinator] a great, great deal when we can have that type of balance. You're not forced to drop back every single play. It helps your play action game, it's helps your movement game. You saw us getting out on the corner. The first long pass to Brian [Hartline, WR] early in the second half, that was off of a movement. So it helps a lot."

(On the fake field goal in the third quarter) – "I knew you were going to bring that up. Yeah, we studied, we though we had a good – we'd been looking at it, we thought we had a good opportunity. It was a play we didn't execute very well, obviously. The timing wasn't good. The throw wasn't great. It didn't work. We had practiced it, I felt we had 'repped' it enough – we use the term, we *oiled* it up for a while – we felt it was the appropriate time to do it. We didn't execute it very well."

(On how the coaching staff and the players handled the tragedy in Connecticut) – "As a parent, you've dropped your child off at school many, many times. It's hard to put into words, what those families, what that community must feel like. It's terrible. We kept them in our thoughts and our prayers."

Miami Dolphins LB Kevin Burnett

(On being backed up after the fumble in the first half) – "The bottom line is when we're down there, we have to hold them to three or nothing. Today we did that, I'm very proud of our football team for doing that and it says wonders about what our team can do when we put our minds to it and we play disciplined."

(On playing a team in Jacksonville's position) – "This team (Jacksonville) was like us last year. Heartbreaking losses and coming down the stretch with nothing to lose. We took that approach and came out on top."

MIAMI DOLPHINS VS. JACKSONVILLE JAGUARS

DECEMBER 16, 2012 – SUN LIFE STADIUM

POSTGAME QUOTES



(On how close the game remained into the second half) - "You have to keep playing, this game is about one side carrying the other and today we played complimentary football. The coaches talked about it all week and we did a great job."

Miami Dolphins RB Reggie Bush

(On his 53 yard run) - "It was a power play. I saw that the d-end and d-tackle went inside hard, and I couldn't really see the outside backer, but I jumped outside. Thankfully he went inside too, and it was pretty wide open. After that, I was just trying to make a play."

(On getting his second 100 yard game of the year) - "I didn't know where I was, honestly. But yeah it was good to go over 100 yards today, and I thought the offensive line did a great job controlling the line of scrimmage. Dominating their front seven I think really gave us a chance to run the ball well today. It was a good run day for us, so these are the types of games that we need to have more of. We came out and dominated a team that we were supposed to beat, and now we have a division opponent coming in next week. I think it is going to be good to see how we respond against a team that's going to be tough."

(On the game that Ryan Tannehill had running the ball) - "It was good. Yeah it was good to see him do a little running, and thankfully he learned how to slide. It was good though to see him run. The plays he made today were extremely important and they really kept drives alive for us and it was good to see him make those plays."

(On how tough it was running the ball before he broke his long run) - "It wasn't too tough. I thought we had success pretty much throughout the whole game, even from the beginning, from the first run play we had. I thought our offensive line, like I said, did a great job controlling the line of scrimmage, controlling their front seven and dominating. So it made it easy for me to go out there and hit the open holes."

(On the offense gaining 15 plus yards on seven plays in the second half) - "I think it's just football. You grind it out and keep running the football, running the football, and usually those big runs will come. That was the mentality we had. Coach (Philbin) kept saying, 'just be patient; keep hitting it. The big plays will come.' Sure enough the second half we got a big run, and that's just football. That's fighting in the trenches."

(On how important it is for Ryan Tannehill to finish the season strong) - "I think it's pretty important. At the end of the day, we are all judged on how we perform, and at the end the day we are judged on wins and how we win. So, it's important that guys go out and finish strong. We all have a job to do and we are all getting paid, so we have to go out there and finish strong. Everybody is going to be held accountable at the end of the season, so I think it's extremely important for him to go out there and finish strong."

(On the big fourth down stops that the defense had) - "It gives us a lot of confidence and motivation. (Those are) two huge stops on fourth and one by our defense. One of them we put them in a bad situation with a turnover and for them to come away with no points was huge. I thought the defense did a great job today. They talked all week about shutting down the offense and they were pretty close to it, so I thought they did a great job getting the ball back to us and coming with some key plays in some key moments."

(On all the injuries today) - "I saw some of the guys go down, but guys were able to step in and when we needed them too guys stepped up and made plays. That's part of football; obviously this sport is extremely tough and physical. We don't want to lose guys, but if we do the next guy in line has to step up and I thought the guys who stepped in did a great job today at filling in that void."

(On the importance to him of going over 1,000 yards rushing for second straight season) - "I think it would be pretty important. It would be good to rush for over 1,000 yards. I'm not going to say it wouldn't feel good. I think it would be good to get over 1,000 yards again."

(On whether he feels more comfortable with 12-14 carries or 20+ carries) - "That's an easy question; 20 and up. You know what, obviously every game and every scenario is different. Sometimes you are going to throw the ball a little more and sometimes we're playing from behind so you have to get a quick score. This is a game where I think we controlled the game for the most part, so we were able to kind of dictate what we wanted to do on offense, not coming from behind like we have been in the past throwing a lot."

(On why he would prefer 20+ carries) - "Why is more better? Because I am a running back, I don't know. Running backs always want the ball more. I'm a playmaker and I like having the ball in my hands. I feel like the more touches I get, the more chances I have to make good plays out there."

(On whether he had a chance to interact with any of the '72 players) - "I did, I went over before the game and introduced myself to Larry Csonka. I never got a chance to meet him, and obviously he is a legend here with the Miami Dolphins, so I just wanted to introduce myself to him and tell him congratulations and thank

MIAMI DOLPHINS VS. JACKSONVILLE JAGUARS

DECEMBER 16, 2012 – SUN LIFE STADIUM

POSTGAME QUOTES



him for everything that he did paving the way for guys like me. It was good to see those guys out there today, and I think it was even more special for us to get a win today while we were honoring that '72 team."

(On whether he agrees with Nick Buoniconti's comments that it is hard playing in Miami with the undefeated season hanging over the team's head) – "It's pretty tough to have a perfect season, I don't care what sport you are playing in. What they did was extremely special and may not ever be done again. I think the Patriots got pretty close but then lost in the Super Bowl, so it's tough to go undefeated. You have a lot of pressure on your shoulder, especially the later you get in the season. What they did was special, and I think it is something we can all look to build on here on the Miami Dolphins."

Miami Dolphins LB Karlos Dansby

(On the fourth down stops) - "We just played technically sound, smart football. We knew what their fourth downs plays were, fullback dive and quarterback sneak. They got us in a situation where they hustled onto the field to line up real fast and run the quarterback sneak. We just came up, stuffed it, and that comes from watching film and trusting the guys around you."

(On if playing a 2-11 team changes his approach) - "No, your mindset still has to be the same. You have to stop them because that's what you get paid to do."

(On facing Jacksonville) - "We knew there would be fourth down situations because they're 2-11 and they're searching for answers. If they had gotten some momentum they could have won this ball game today, but they didn't and we did."

Miami Dolphins TE Anthony Fasano

(On winning game after two tough losses) – "It's nice, especially to do it at home. It's a team victory. We told ourselves in the locker room last week we're going to come back, play a good game and get a win. We wanted to start the last stretch of the season strong, and we did that today."

(On win setting them up for the final two games) – "Well, it's tough to look ahead in the NFL. Coming home and getting a good win against a good team is important. Confidence plays a big part of it."

(On playing well since one-handed grab vs. SF) – "It was just last game, so I'm just trying to take advantage of the opportunities."

(On the growth of Ryan Tannehill) – "He played well today. He played great. Our defense really played great, got fourth down stops and overcame our turnover early. So, we just came together and played solid."

(On if Tannehill has wavered much this year with ups and downs) – "No. He's just gotten better and better. Of course, he'd like to have some throws back from some games, but he's been consistent. He's doing a great job as a rookie. He played great for us today."

(On importance of Tannehill finishing strong and having enthusiasm of fans) – "Wins at home help that obviously. Having solid quarterback play helps that, and he's been able to do that."

(On second half play and adjustments made) – "We got backed up a couple of times and had some longer drives, but didn't have too many penalties to really set us back and put us in tough situations. We were able to move the ball and our defense put us in a position. They (Jaguars) were doing some things to try and stop the run, and we took advantage of that. Coach did a great job of calling plays, and we executed. I think the O-line played great. When we run the ball, that's when our offense is at the best."

(On having a big day and showing he can still be a pass receiver) – "It's nice to help the offense in the statistical category, but a lot when into that. A lot of it was play action and our O-line did a great job of selling it, and Ryan (Tannehill) was able to get the ball into the spots."

Miami Dolphins WR Brian Hartline

(On reaching the milestone of having 1,000 yards receiving in a season, and getting a win at the same time) – "That's what I was telling these guys. It so much nicer to enjoy, you know, one of the perks of a personal goal. But, against a loss, it's bittersweet, and I didn't want to have a bittersweet day. So I didn't want to have a bittersweet day."

MIAMI DOLPHINS VS. JACKSONVILLE JAGUARS

DECEMBER 16, 2012 – SUN LIFE STADIUM

POSTGAME QUOTES



(On the amount of time it took him to get his first catch today) – “I just try to stay on the grind. We were doing a good job of scoring some points. Obviously we could do better. But, I just kind of stayed the course. I didn’t want to get up or down. Just wanted to stay even keeled, and if something comes to me, let it come to me.”

(On Dolphins Quarterback Ryan Tannehill’s success throwing and running the football) – “He said he was feeling pretty good. I don’t think he cares, but he said something along the lines of ‘Wow without this brace, I feel like a Clydesdale out here. I feel like I’m moving pretty good.’ I said ‘a Clydesdale usually doesn’t move very good.’ Regardless, he’s feeling good and it shows. That’s the athletic ability he has.”

(On playing without Dolphins Wide Receiver Davone Bess, and how much he means to the Dolphins offense) – “Definitely missed Davone today. We had some guys step up. You always want to see that. That is what football is all about. It’s hard to replace a guy like Davone and we definitely missed his presence today.”

(On Marlon Moore and others in the wide receiving corps stepping up) – “Yeah, they all stepped up and that’s what good football teams do. We are in the process of building something here, and seeing those flashes of what good teams have is very important.”

(On his personal milestone of reaching 1,000 yards receiving this season) – “It’s important to me. It’s always a goal I wanted to reach. There’s a lot of receivers that don’t get that opportunity. So, to have the opportunity, and to also achieve the opportunity, it was a goal of mine that I’ve had for a while.”

(On having a strong second half receiving after getting shutout in the first half) – “I just stayed the course. I realized that sometimes the opportunities weren’t coming. It wasn’t that I wasn’t making plays. We were doing well running the ball. Ryan (Tannehill) was doing a good job hitting other guys, and I was just trying to play my part.”

(On getting big plays offensively, and how that impacts the Dolphins offense dramatically) – “Yeah, I think that goes for anybody. When you start getting some explosive plays, you start getting them on their heels a little bit, second guessing what they are doing. Again, we stayed the course, and stick to the game plan; not change our game plan, more and more big plays will keep coming.”

(On how much reaching 1,000 yards receiving means to him as his career has progressed) – “Yeah, it was nice personally. It was. I mean, again, you’re talking about an offseason where I missed all the OTAs, all of camp. That’s not really forgotten. So, I’m really blessed. But, I definitely have put in the work, and they always say: ‘Good things comes to the people who work hard.’ I’ve worked as much as I could.”

Miami Dolphins G Richie Incognito

(On the win today and the offensive performance) – “I think, you know, we found rhythm today. We were able to hit them with some runs, some positive yardage runs. You know, that, we keep it third and manageable, it gives Ryan (Tannehill) a chance to move the ball down the field. We picked up first downs, had a little trouble scoring in the red zone. We obviously want to score more touchdowns. But, I think it was a productive day.”

(On if the Jaguars surprised the Dolphins at all today, or if the offensive execution was just about preparation) – “You know, nothing really surprised us. We were prepared for everything they were doing. I think it took us a little bit to settle in. All of the line movement. We just fought hard for four quarters.”

(On Brian Hartline reaching 1,000 yards receiving, and the offensive line’s role in that achievement) – “Yeah, it is a big team achievement. That’s protection. That’s Tannehill making accurate throws. It’s Hart (Brian Hartline) having a monster season. So, it’s a great team thing.”

Miami Dolphins S Reshad Jones

(On what today’s victory means) – “It’s huge, man, getting another home victory is big.”

(On what some of the goals were coming into today’s game) – “Coach said we want to play the most complete game – offense, defense, special teams – that we’re going to play all year and, I mean, we came out, I think that’s what we did.”

(On what the biggest difference was) – “It was home. Like I said coach, we looked each other in the eye last week and said we were going to play a complete game and we came out...”

(On what this means for next week) – “It just gives us momentum, for a division game and hopefully it will carry over.”

MIAMI DOLPHINS VS. JACKSONVILLE JAGUARS

DECEMBER 16, 2012 – SUN LIFE STADIUM

POSTGAME QUOTES



Miami Dolphins DE Jared Odrick

(On fourth down stops today) – “Very proud, very proud. It’s something that you dream about and think about is fourth down stops and goal-line stops. You put in the work and as a defense you stop them. It feels great.”

(On what they accomplished today despite injuries) – “There are so many players in the league in terms of offense and defense, guys going down. Getting stops like that, there’s something to be said about it. I think it shows the type of resolve that we have.”

(On what this win does for them going forward) – “We want to win out and see what happens. That’s what we can do, that’s what we’re going to do, and that’s our No. 1 goal.”

(On season’s ups and downs) – “Even though people may have weeks where they wanted to bash us, we can play better and we all know that. Today, we got back on track, having under 100 yards (rushing). It’s something that we really pride ourselves on, look at, watch. Today is a day where we really stepped up, not only for our goals on the field, but step up for some of our teammates off the field as well.”

Dolphins QB Ryan Tannehill

(On his performance today) – “It was fun. I think we executed the game plan on offense. I wish we would have put up some more points up when we got into the red zone. I’ve got to do a better job there, but we moved the ball consistently the entire game. I think across the board we did a good job.”

(On how important it was to get other receivers involved with Davone Bess being out, in particular Rishard Matthews and Marlon Moore) – “They did a great job. We knew other guys were going to have to step up and do a good job of getting open and making catches. As a unit, the entire unit stepped up and did a good job for the entire game.”

(On if he feels like he played his best game of the season today) – “I don’t know. I’m not really thinking back (through) the entire season right now, but it feels good to go out and execute the game plan, have some fun, have some long-sustained drives, converting third downs.”

(On what this game does for him) – “It’s fun. Like I said, we did a good job of executing the game plan. The defense did a great job of keeping the other team out of the end zone. They got down there a couple of times and we kept them out of the end zone and kept them from kicking a field goal also. I think it’s a great win for all of us across the board.”

(On if this is the first game that he played without the knee brace) – “Well, I wore it in the first half. I slid, got caught in the ground and bent, so I took it off at halftime. Since the Jets game, that’s the first time I’ve had (it off).”

(On if he’s tired of the brace) – “It’s there for a reason. It’s preventative in case you get rolled up on, but definitely it felt good to move around a little bit without it.”

(On if he got on a roll passing to a number of receivers after a few incompletions early) – “Yeah, I think the entire receiving corps did a good job. The offensive line was giving me good protection. I was able to step up, hit some later throws going across the progressions and get the third read the ball a few times. I think if you look at it as a whole, you’ve got to give credit to everyone. They did a great job of getting open and then catching the ball.”

(On his awareness in the pocket) – “You just kind of feel it. You’re going through the read, you feel what’s going on around you without looking at directly and a couple of times I was able to step up, feel the opening and take off.”

(On if there were plays that were designed runs and if he changed the play or if they were brought out of the huddle) – “We brought them out of the huddle.”

(On Brian Hartline’s emergence in the third quarter after a quiet first half) – “I don’t even know what his stats were. It wasn’t like I forgot about him. He keeps playing. He keeps playing and he did a good job in the second half of getting open. We were able to get him the ball (on) a few shorter throws and he was able to turn up (field). We started off the second half with a big play to him and he’s been consistent for us the entire year.”

(On what it means that Hartline was able to surpass the 1,000-yard receiving mark for the season) – “It’s a lot of fun. Hopefully, I get a good Christmas present. I’m joking. It’s a lot of fun to see success with the guys around you. As a quarterback, you like to elevate the play of the guys around you. I think he’s done a great job all year and today was no exception to that.”

MIAMI DOLPHINS VS. JACKSONVILLE JAGUARS

DECEMBER 16, 2012 – SUN LIFE STADIUM

POSTGAME QUOTES



(On how important it is to keep winning down the stretch) – “It’s big for us. We’ve had a tough year – a lot of close games that we should have or at least had a chance of coming away with a win and we weren’t able to. To get a win today and head into next week, a division game at home, is big for us. Hopefully, we can go out and execute the game plan like we did today.”

(On if there are any throws that stand out where he went to his third progression) – “Tough to say off the top of my head.”

(On if any of the touchdown throws were to the third option) – “One was the second read and the other one was the second read as well.”

(On if it was important to score following the nullified touchdown play to Justin Blackmon) – “Any time you give up the ball on offense and put the defense into a bad situation with the fumble there, they were able to come away with a big stop and get us the ball back. We feel like the defense did a great job there. The offense has to step up and carry our weight as well.”

(On if he got a chance to be able to talk to players from the 1972 undefeated team before the game) – “I didn’t get a chance to talk to any. I saw a few of them as they were coming off at halftime. I was warming up (and) they were throwing some jokes at me, but no lengthy conversations.”

(On what were the jokes) – “They were saying, ‘I’ll get out of the way and let you work,’ and just kind of throwing some jabs.”

Miami Dolphins Cornerback Sean Smith

(On how important today’s win was) – “It’s huge, it’s definitely huge. One thing about this team: We don’t want anybody to think that ‘Ok, so we might not be in the playoff hunt, but [it doesn’t mean] we’re going to lay down the rest of the way and start thinking about the vacationing. Nah, we have guys with great, great character and great relationship with this team and we’ll have fight till the end.”

(On the play on defense and what the keys were) – “It was just guys making plays in all the right times – second half, third down and fourth quarter. We had guys who came out here and competed their butts off today and I couldn’t be more proud of them.”

(On how it sets them up for next week) – “We just have to build on this momentum. We came out, we played great team ball today – offense, defense, special teams. Next week we have a division opponent coming down, you know, we can’t wait to get back and get in the film room and see how we can improve and get ready for next week.”

Miami Dolphins LB Jason Trusnik

(On being a starter this week) - “With Koa (Misi) being down this week I knew I had to go, so it’s just a matter of preparing. Each week I prepare the same whether I’m going to be a back up or a starter. I just need to make sure when I go out there my defense can count on me.”

(On motivation for playing well as a team) - “I think it was just about being 1-0 this week. When we finished against San Francisco last week we put it behind us and just focused on Jacksonville. Worry about them, get a win at home and the next two games will take care of themselves.”

(On the fourth down stops) - “You definitely feed off each other, but you have to give credit to Coach Coyle for some great calls and our guys for executing.”

Miami Dolphins LB Cameron Wake

(On facing multiple fourth down attempts) - “That play’s always going to be a “want to” play. It’s literally who wants it more. We had to go out and give our all today, so those situations definitely show where our mindset was.”

(On confronting short fields as a defense) - “That’s probably when the game is the most fun. We love a challenge and it doesn’t matter if they get the ball on the one, we’re going to keep them out of this end zone. It’s our job and we have the players who can make it happen.”

(On having the offense score a touchdown after a defensive stop) - “That’s something we’ve been trying to get going is that complimentary football. If the offense gets in a tough situation, we have their backs. Whether it’s on the two or the 20, we have to keep them out of the end zone and play team football. That’s how we win.”

(On the remaining schedule) – “If you’re worrying too much about the last game and what other teams are doing then you’re worrying about the wrong thing. All you have to do is concentrate on the next game, the next play and the rest will fall into place.”

MIAMI DOLPHINS VS. JACKSONVILLE JAGUARS
DECEMBER 16, 2012 – SUN LIFE STADIUM
POSTGAME QUOTES



Miami Dolphins S Jimmy Wilson

(On how important today's victory was) – "We told ourselves that we're going to come out and probably play one of the best all-around games that we can this year against the Jacksonville Jaguars and I think that's what we did."

(On what some of the keys to the win were) – "The keys to the win was just offense, defense and special teams all firing on the same cylinder. And we all had it in our mind that we were going to come out here and get a win and that's what we did."

(On the importance of getting a victory) – "You know, every game is important and everybody, ever since they're little, want to win. So, you know, any loss you take hard, any win is great for you regardless of who it is."

(On how it sets them up for next week) – "I think it just gives us a little momentum. We showed that we can win at home and I think we did what we were supposed to do today for our fans and for ourselves. Next week, division team, you know, we got to make it happen against the Bills."

WEEK 15 / THROUGH MONDAY, DECEMBER 17, 2012

TEAM RANKINGS

American Football Conference

Offense

Defense

	Total	Rush	Pass	Total	Rush	Pass
Balt.	9	11	7	14	12	11
Buff.	8	2	14	12	15	6
Cin.	6	6	8	3	6	5
Cleve.	12	12	9	10	8	13
Denver	2	8	2	2	1	4
Hou.	3	1	6	4	3	7
Ind.	4	10	4	9	10	10
Jax	16	16	13	16	16	12
K.C.	11	3	16	8	13	3
Miami	13	7	12	7	5	14
N.E.	*1	4	1	15	7	16
Jets	15	5	15	5	14	2
Oak.	5	15	3	13	9	15
Pitt.	7	13	5	*1	2	*1
S.D.	14	14	11	6	4	9
Tenn.	10	9	10	11	11	8

National Football Conference

Offense

Defense

	Total	Rush	Pass	Total	Rush	Pass
Ariz.	16	16	15	6	15	2
Atl.	4	14	4	11	14	11
Car.	9	5	8	5	10	6
Chi.	15	6T	14	3	5	4
Dallas	5	15	3	8T	8	9
Det.	1	12	*1	7	11	7
G.B.	12	11	7	8T	7	10
Minn.	14	4	16	12	6	12
N.O.	2	13	2	16	16	15
Giants	6	9	5	13	13	13
Phil.	10	6T	9	10	12	8
St. L.	13	10	11	4	9	5
S.F.	7	2	12	1	2	3
Sea.	11	3	13	2	4	1
T.B.	8	8	6	15	*1	16
Wash.	3	*1	10	14	3	14

National Football League

Offense

Defense

	Total	Rush	Pass	Total	Rush	Pass
Ariz.	32	32	29	11	28	4
Atl.	7	28	5	19	24	17
Balt.	21	22	14	26	26	22
Buff.	20	6	25	24	30	15
Car.	14	9	15	10	17	10
Chi.	29	12T	28	5	12	6
Cin.	18	11	17	6	9	12
Cleve.	26	25	19	22	19	25
Dallas	8	31	4	14T	15	14
Denver	5	18	6	4	2	8
Det.	2	23	*1	12	18	11
G.B.	17	20	13	14T	14	16
Hou.	6	5	11	7	5	18
Ind.	9	21	8	21	23	21
Jax	31	30	24	31	32	24
K.C.	25	7	31	18	27	7
Miami	27	16	23	17	8	26
Minn.	24	4	32	20	13	23
N.E.	*1	8	3	27	11	29
N.O.	3	24	2	32	31	31
Giants	10	15	9	28	22	28
Jets	30	10	30	8	29	2
Oak.	12	29	7	25	21	27
Phil.	15	12T	16	16	20	13
Pitt.	19	26	10	*1	4	*1
St. L.	22	17	20	9	16	9
S.D.	28	27	22	13	7	20
S.F.	11	2	26	2	3	5
Sea.	16	3	27	3	10	3
T.B.	13	14	12	30	*1	32
Tenn.	23	19	21	23	25	19
Wash.	4	*1	18	29	6	30

T = Tied for position

*** = League Leader**

WEEK 15 / THROUGH MONDAY, DECEMBER 17, 2012**AFC / TEAM/OFFENSE RANK**

Tm	(A)	(B)	(C)	(D)	(E)	(F)	(G)	(H)	(I)	(J)	(K)	(L)	(M)	(N)	(O)	(P)	(Q)
BAL	9	7	11	7	7	6	3	11	9	12	14t	11	2	3	7	5	4
BUF	8	4	2	1	14	11	14	8	7	8	7t	1	3	13	16	7	3
CIN	6	8	6	4	8	8	10	13	8	11	2	4	10	11	5	4	8t
CLE	12	12	12	11	9	10	13	5	14	15	9t	2	6	16	15	11	1t
DEN	2	2	8	14	2	1	2	2	3	3	4	10	8	10	2	2	14
HOU	3	3	1	5	6	3	5	3	4	7	6	8	15	9	10	3	11t
IND	4	9	10	9	4	7	12	10	2	4	1	7	16	2	8	6	15
JAC	16	15	16	16	13	16	4	15	16	16	14t	15	13	5	1	15	5t
KC	11	13	3	3	16	15	16	12	12	14	7t	12	12	7	9	16	8t
MIA	13	11	7	8	12	9	8	9	13	10	13	6	1	1	4	12	10
NE	1	1	4	6	1	2	1	1	1	1	3	3	14	15	13	1	11t
NYJ	15	16	5	10	15	14	15	14	11	9	5	9	4	12	11	14	16
OAK	5	5	15	12	3	4	7	4	6	13	16	16	11	6	12	13	7
PIT	7	10	13	13	5	5	6	6	5	2	12	13	5	14	14	8	1t
SD	14	14	14	15	11	13	11	16	10	5	11	14	9	4	6	9	5t
TEN	10	6	9	2	10	12	9	7	15	6	9t	5	7	8	3	10	13

AFC / OPPONENT/DEFENSE RANK

Tm	(A)	(B)	(C)	(D)	(E)	(F)	(G)	(H)	(I)	(J)	(K)	(L)	(M)	(N)	(O)	(P)	(Q)	(R)	(S)
BAL	14	7	12	6	11	10	6	8	13	6	6t	3	6	9	10	6	16	5	13
BUF	12	12	15	16	6	8	9	5	15	16	10	16	7	2	3	15t	3	12	9
CIN	3	3	6	7	5	3	10	1	6	9	1	4	10	6	2	5	14	4	5
CLE	10	9	8	10	13	6	4	6	11	4	12	11	1	10	1	7	5	9	15
DEN	2	2	1	1	4	2	2	2	4	2	3t	2	3	15	15	1	13	2	1
HOU	4	5	3	8	7	5	5	3	2	1	2	10	9	7	9	3	9	3	3
IND	9	15	10	15	10	12	15	13	10	10	6t	14	11	13	14	11	4	10	6
JAC	16	11	16	11	12	14	11	16	16	14	11	5	15	12	11	13	6	15	16
KC	8	16	13	14	3	16	13	9	3	8	14	15	12	14	5	12	7	16	11
MIA	7	6	5	4	14	7	14	4	8	3	13	13	13	5	7t	2	2	8	12
NE	15	13	7	5	16	15	3	12	12	13	3t	1	2	16	13	9	11t	1	4
NYJ	5	4	14	13	2	4	7	11	5	7	15	8	5	3	7t	10	1	11	8
OAK	13	14	9	12	15	13	12	15	7	11	9	9	14	11	16	15t	8	14	7
PIT	1	1	2	2	1	1	16	10	1	5	16	12	8	4	6	4	10	6	2
SD	6	8	4	3	9	9	8	14	9	15	5	7	4	8	12	8	11t	7	10
TEN	11	10	11	9	8	11	1	7	14	12	6t	6	16	1	4	14	15	13	14

(A) Total Yards per Game

(B) Yards per Play

(C) Rushing Yards per Game

(D) Rushing Yards per Attempt

(E) Passing Net Yards per Game

(F) Passing Net Yards per Play

(G) Passing, Percent Had Intercepted

(H) Sacks per Pass Play

(I) First Downs per Game

(J) Third Down Efficiency

(K) Fourth Down Efficiency

(L) Punt Return Average

(M) Kickoff Return Average

(N) Gross Punting Average

(O) Net Punting Average

(P) Points per Game

(Q) Field Goal Percentage

Combined Offense/Defense Rank

(R) Points per Game Differential

(S) Net Yards per Game Differential

WEEK 15 / THROUGH MONDAY, DECEMBER 17, 2012**NFC / TEAM/OFFENSE RANK**

Tm	(A)	(B)	(C)	(D)	(E)	(F)	(G)	(H)	(I)	(J)	(K)	(L)	(M)	(N)	(O)	(P)	(Q)
ARI	16	16	16	15	15	16	15	15	16	16	13	9	8	7	5	16	5t
ATL	4	5	14	14	4	2	10	5	2	1	16	14t	6	5	4	4	7
CAR	9	7	5	9	8	3	5	10	9t	6	14	13	10	14	16	13	13
CHI	15	15	6t	12	14	14	16	14	14	9	12	8	16	15	8	11	8
DAL	5	9	15	16	3	9	11	6	3	2	2	2	11	11	10	10	1
DET	1	10	12	11	1	11	4	3	1	5	15	6	15	16	15	9	5t
GB	12	11	11	13	7	10	1	13	6t	3	11	7	7	12	7	8	16
MIN	14	12	4	1	16	15	12	7	13	12	3	10	3	9	6	12	2
NO	2	2	13	7	2	4	14	2	5	4	9t	12	4	1	1	1	10
NYG	6	4	9	6	5	5	13	1	9t	7	9t	14t	2	4	11	3	9
PHI	10	13	6t	5	9	13	6	12	6t	8	5	1	12	3	14	15	3
STL	13	14	10	10	11	12	7	9	15	15	7	16	13	8	9	14	14
SF	7	3	2	2	12	8	3	16	8	11	6	3	5	2	2	5	15
SEA	11	8	3	4	13	7	8	8	11	10	4	11	1	6	3	7	4
TB	8	6	8	8	6	6	9	4	12	14	8	4	14	10	13	6	11
WAS	3	1	1	3	10	1	2	11	4	13	1	5	9	13	12	2	12

NFC / OPPONENT/DEFENSE RANK

Tm	(A)	(B)	(C)	(D)	(E)	(F)	(G)	(H)	(I)	(J)	(K)	(L)	(M)	(N)	(O)	(P)	(Q)	(R)	(S)
ARI	6	4	15	8	2	5	1	2	3	2	3	6	15	7	5	6	3	15	16
ATL	11	12	14	15	11	10	4	13	4	12	4	7	5	16	16	4	6t	3	5
CAR	5	8	10	9	6	7	13	4	12	6	12	9	1	13	15	10	15	12	6
CHI	3	3	5	7	4	3	3	7	1t	3	15	1	2	2	3	3	9	4	12
DAL	8t	11	8	11	9	12	16	5	6	8	14	13	3	11	2	11	14	11	4
DET	7	9	11	14	7	9	12	11	7t	4	16	14	9	14	14	16	2	13	1
GB	8t	7	7	10	10	4	6	3	9	9	5	2	6	4	7	5	10	6	8
MIN	12	5	6	3	12	8	14	10	15	15	11	5	10	1	10	8	6t	8	13
NO	16	16	16	16	15	15	10	14	16	7	8t	11	13	8	6	15	8	9	15
NYG	13	15	13	13	13	14	2	8	10	13	7	10	8	6	13	7	11	5	11
PHI	10	10	12	4	8	11	15	12	7t	10	2	16	12	3	1	14	12t	16	7
STL	4	6	9	6	5	6	9	1	11	5	8t	12	11	10	12	9	4	14	10
SF	1	1	2	2	3	1	11	9	1t	1	13	4	16	12	4	1	5	1	2
SEA	2	2	4	12	1	2	5	6	5	11	1	8	4	5	9	2	16	2	3
TB	15	14	1	1	16	16	8	16	14	14	6	15	14	9	8	12	1	10	14
WAS	14	13	3	5	14	13	7	15	13	16	8t	3	7	15	11	13	12t	7	9

(A) Total Yards per Game

(B) Yards per Play

(C) Rushing Yards per Game

(D) Rushing Yards per Attempt

(E) Passing Net Yards per Game

(F) Passing Net Yards per Play

(G) Passing, Percent Had Intercepted

(H) Sacks per Pass Play

(I) First Downs per Game

(J) Third Down Efficiency

(K) Fourth Down Efficiency

(L) Punt Return Average

(M) Kickoff Return Average

(N) Gross Punting Average

(O) Net Punting Average

(P) Points per Game

(Q) Field Goal Percentage

Combined Offense/Defense Rank

(R) Points per Game Differential

(S) Net Yards per Game Differential

WEEK 15 / THROUGH MONDAY, DECEMBER 17, 2012

NFL / TEAM/OFFENSE RANK

Tm	(A)	(B)	(C)	(D)	(E)	(F)	(G)	(H)	(I)	(J)	(K)	(L)	(M)	(N)	(O)	(P)	(Q)
BAL	21	17	22	18	14	17	6	17	20	23	27t	14	2	5	12	12	5
BUF	20	14	6	4	25	23	29	14	18	17	15t	1	3	22	30	19	3
CIN	18	19	11	13	17	19	22	25	19	22	3	4	19	18	9	9	14t
CLE	26	26	25	24	19	21	27	10	29	30	19t	2	10	29	29	24	1t
DEN	5	9	18	27	6	2	5	3	4	7	8	13	17	17	4	2	27
HOU	6	13	5	15	11	11	8	4	5	14	10	9	26	12	15	3	23t
IND	9	20	21	22	8	18	26	16	3	9	1	8	31	4	13	18	28
JAC	31	30	30	30	24	30	7	27	31	31	27t	30	23	7	3	31	6t
KC	25	27	7	8	31	29	32	24	26	28	15t	16	22	9	14	32	14t
MIA	27	25	16	20	23	20	18	15	27	20	26	7	1	1	8	25	21t
NE	1	8	8	17	3	5	1	2	1	1	5t	3	25	28	24	1	23t
NYJ	30	31	10	23	30	28	31	26	22	18	9	11	5	20	16	28	29
OAK	12	15	29	25	7	14	15	8	17	26	30	32	20	8	22	26	8t
PIT	19	22	26	26	10	16	9	12	15	4	23	26	9	26	27	20	1t
SD	28	29	27	28	22	26	23t	28	21	12	21t	27t	18	6	11	21	6t
TEN	23	16	19	6	21	24	21	13	30	13	19t	5	12	11	6	23	25t
ARI	32	32	32	31	29	32	28	31	32	32	25	21	15	16	10	30	12t
ATL	7	5	28	29	5	3	17	9	6	2	32	27t	13	14	7	7	16
CAR	14	7	9	12	15	4	11	21	13t	10	27t	25	21	30	32	22	25t
CHI	29	28	12t	19	28	27	30	30	25	16	24	20	32	31	19	16	17
DAL	8	11	31	32	4	12	19	11	7	3	4	10	24	24	21	15	4
DET	2	12	23	16	1	15	10	6	2	8	31	18	30	32	31	14	12t
GB	17	18	20	21	13	13	2	29	10t	5	21t	19	14	25	18	13	32
MIN	24	21	4	1	32	31	20	18	24	24	5t	22	7	21	17	17	8t
NO	3	2	24	10	2	6	25	5	9	6	15t	24	8	2	1	4	19
NYG	10	4	15	9	9	7	23t	1	13t	11	15t	27t	6	13	23	6	18
PHI	15	23	12t	7	16	25	12	23	10t	15	11	6	27	10	28	29	10
STL	22	24	17	14	20	22	13	20	28	29	13	31	28	19	20	27	30
SF	11	3	2	2	26	10	4	32	12	21	12	12	11	3	2	8	31
SEA	16	10	3	5	27	9	14	19	16	19	7	23	4	15	5	11	11
TB	13	6	14	11	12	8	16	7	23	27	14	15	29	23	26	10	20
WAS	4	1	1	3	18	1	3	22	8	25	2	17	16	27	25	5	21t

Team/Offense Rank

- (A) Total Yards per Game
- (B) Yards per Play
- (C) Rushing Yards per Game
- (D) Rushing Yards per Attempt
- (E) Passing Net Yards per Game
- (F) Passing Net Yards per Play
- (G) Passing, Percent Had Intercepted
- (H) Sacks per Pass Play
- (I) First Downs per Game
- (J) Third Down Efficiency
- (K) Fourth Down Efficiency
- (L) Punt Return Average
- (M) Kickoff Return Average
- (N) Gross Punting Average
- (O) Net Punting Average
- (P) Points per Game
- (Q) Field Goal Percentage

WEEK 15 / THROUGH MONDAY, DECEMBER 17, 2012

NFL / OPPONENT/DEFENSE RANK

Tm	(A)	(B)	(C)	(D)	(E)	(F)	(G)	(H)	(I)	(J)	(K)	(L)	(M)	(N)	(O)	(P)	(Q)	(R)	(S)
BAL	26	14	26	9	22	19	16	20	27	12	13t	8	8	21	22	13	31	11	26
BUF	24	22	30	32	15	17	20	13	30	31	23t	32	12	9	3	31t	6	27	21
CIN	6	5	9	10	12	6	22	2	14	18	2t	9	20	15	2	10	25t	9	9
CLE	22	17	19	16	25	15	12	15	24	8	26	25	2	23	1	15	12	21	30
DEN	4	3	2	2	8	5	7	3	9	3	7t	3	5	31	30	5	24	3	1
HOU	7	11	5	12	18	9	13	5	2t	1	5t	19	19	19	19	7	19	5	5
IND	21	27	23	29	21	24	29	26	20	19	13t	29	22	28	29	24	8	22	15
JAC	31	21	32	17	24	27	23	32	31	28	25	10	30	26	23	29	13	31	32
KC	18	28	27	28	7	30	27	22	5t	16	29	31	24	29	10	25	15	32	24
MIA	17	12	8	6	26	16	28	9	18	5	28	28	25	14	16t	6	5	19	25
NE	27	24	11	7	29	28	8	25	26	25	7t	2	4	32	27	17t	22t	1	6
NYJ	8	7	29	24	2	7	17	24	11	14	30	17	7	10	16t	20	2	25	20
OAK	25	26	21	21	27	26	24	31	16t	21	21	18	28	24	32	31t	18	30	17
PIT	1	2	4	4	1	2	32	23	1	10	32	27	16	12	12	8	21	13t	2
SD	13	15	7	5	20	18	19	27	19	29	10	15	6	20	26	16	22t	18	22
TEN	23	20	25	15	19	20	5	18	28	24	13t	14	32	4	6	30	28t	28	29
ARI	11	8	28	19	4	10	1	4	5t	4	4	11	29	8	9	11	4	26	31
ATL	19	25	24	30	17	21	4	21	7	23	5t	12	11	30	31	4	10t	6	10
CAR	10	16	17	20	10	12	25	7	22	11	20	16	1	22	28	19	30	20	11
CHI	5	6	12	18	6	4	3	11	2t	6	27	1	3	2	7	3	16	7	19
DAL	14t	23	15	23	14	23	31	8	10	15	23t	23	9	17	5	21	28t	17	8
DET	12	18	18	27	11	14	21	17	12t	7	31	24	17	25	25	28	3	23	3
GB	14t	13	14	22	16	8	9	6	15	17	7t	4	13	5	13	9	17	10	13
MIN	20	9	13	8	23	13	26	16	29	30	19	7	18	1	18	14	10t	13t	23
NO	32	32	31	31	31	31	15	28	32	13	13t	21	26	11	11	27	14	15	28
NYG	28	31	22	26	28	29	2	12	16t	26	12	20	15	7	24	12	20	8	18
PHI	16	19	20	11	13	22	30	19	12t	20	2t	30	23	3	4	26	25t	29	12
STL	9	10	16	14	9	11	14	1	21	9	13t	22	21	16	21	17t	7	24	16
SF	2	1	3	3	5	1	18	14	2t	2	22	6	31	18	8	1	9	2	4
SEA	3	4	10	25	3	3	6	10	8	22	1	13	10	6	15	2	32	4	7
TB	30	30	1	1	32	32	11	30	25	27	11	26	27	13	14	22	1	16	27
WAS	29	29	6	13	30	25	10	29	23	32	13t	5	14	27	20	23	25t	12	14

Opponent/Defense Rank

- (A) Total Yards per Game
 - (B) Yards per Play
 - (C) Rushing Yards per Game
 - (D) Rushing Yards per Attempt
 - (E) Passing Net Yards per Game
 - (F) Passing Net Yards per Play
 - (G) Passing, Percent Had Intercepted
 - (H) Sacks per Pass Play
 - (I) First Downs per Game
 - (J) Third Down Efficiency
 - (K) Fourth Down Efficiency
 - (L) Punt Return Average
 - (M) Kickoff Return Average
 - (N) Gross Punting Average
 - (O) Net Punting Average
 - (P) Points per Game
 - (Q) Field Goal Percentage
- Combined Offense/Defense Rank
- (R) Points per Game Differential
 - (S) Net Yards per Game Differential

WEEK 15 / THROUGH MONDAY, DECEMBER 17, 2012

OFFENSE	Atl.	Det.	Tenn.	G.B.	Oak.	Car.	Buff.	Miami
GAMES (Won-Lost)	12-2	4-10	5-9	10-4	4-10	5-9	5-9	6-8
FIRST DOWNS	309	337	238	289	271	284	268	254
Rushing	64	76	61	73	66	106	92	79
Passing	220	236	155	177	183	150	157	140
Penalty	25	25	22	39	22	28	19	35
YDS GAINED (tot)	5284	5691	4609	4886	5050	4970	4771	4427
Avg per Game	377.4	406.5	329.2	349.0	360.7	355.0	340.8	316.2
RUSHING (net)	1259	1462	1529	1513	1258	1703	1954	1573
Avg per Game	89.9	104.4	109.2	108.1	89.9	121.6	139.6	112.4
Rushes	340	349	322	382	325	395	383	390
Yards per Rush	3.7	4.2	4.7	4.0	3.9	4.3	5.1	4.0
PASSING (net)	4025	4229	3080	3373	3792	3267	2817	2854
Avg per Game	287.5	302.1	220.0	240.9	270.9	233.4	201.2	203.9
Passes Att.	539	642	495	478	565	427	450	444
Completed	369	384	296	318	343	249	277	260
Pct Completed	68.5	59.8	59.8	66.5	60.7	58.3	61.6	58.6
Yards Gained	4202	4424	3285	3626	3991	3497	2965	3060
Sacked	25	28	30	45	26	33	28	28
Yards Lost	177	195	205	253	199	230	148	206
Had intercepted	14	15	14	8	14	10	16	12
Yards Opp Ret	158	443	240	47	271	175	248	185
Opp TDs on Int	1	4	4	0	2	2	2	2
PUNTS	51	69	70	65	71	71	71	66
Avg Yards	46.6	41.3	46.8	43.0	46.9	41.8	44.7	50.3
PUNT RETURNS	21	34	27	29	26	24	25	28
Avg Return	7.3	8.9	11.2	8.7	5.7	7.7	17.2	10.9
Returned for TD	0	0	1	1	0	0	2	1
KICKOFF RETURNS	21	28	51	40	38	37	36	35
Avg Return	24.9	20.0	25.0	24.7	22.3	22.1	27.7	28.3
Returned for TD	0	0	1	0	0	0	1	1
PENALTIES	50	97	96	95	93	84	89	76
Yards Penalized	380	895	769	870	802	702	754	676
FUMBLES BY	9	19	21	15	21	21	19	22
Fumbles Lost	4	11	12	7	10	9	13	12
Opp Fumbles	14	17	14	18	13	18	20	19
Opp Fum Lost	9	6	5	5	7	12	8	3
POSS. TIME (avg)	31:14	31:39	27:24	30:19	29:33	29:20	30:16	28:42
TOUCHDOWNS	40	35	30	42	25	37	35	28
Rushing	11	16	9	5	3	15	10	14
Passing	27	19	16	33	22	18	22	11
Returns	2	0	5	4	0	4	3	3
EXTRA-PT KICKS	38/38	34/34	29/29	39/39	22/22	36/37	34/34	26/26
2-PT CONVERSIONS	0/2	1/1	1/1	1/3	2/3	0/0	0/1	2/2
FIELD GOALS/FGA	31/36	28/32	24/30	17/29	29/32	12/15	20/21	22/27
POINTS SCORED	371	330	285	344	263	296	306	264

DEFENSE	Atl.	Det.	Tenn.	G.B.	Oak.	Car.	Buff.	Miami
POINTS ALLOWED	259	380	396	292	402	319	402	279
OPP FIRST DOWNS	255	267	309	273	274	292	312	275
Rushing	89	93	108	70	87	94	118	61
Passing	156	144	178	171	163	170	165	190
Penalty	10	30	23	32	24	28	29	24
OPP YARDS GAINED	4961	4725	5165	4764	5191	4699	5173	4884
Avg per Game	354.4	337.5	368.9	340.3	370.8	335.6	369.5	348.9
OPP RUSHING (net)	1748	1672	1797	1600	1715	1651	2018	1413
Avg per Game	124.9	119.4	128.4	114.3	122.5	117.9	144.1	100.9
Rushes	359	363	425	359	385	376	399	365
Yards per Rush	4.9	4.6	4.2	4.5	4.5	4.4	5.1	3.9
OPP PASSING (net)	3213	3053	3368	3164	3476	3048	3155	3471
Avg per Game	229.5	218.1	240.6	226.0	248.3	217.7	225.4	247.9
Passes Att.	460	481	483	510	480	476	476	529
Completed	281	303	321	284	316	322	276	311
Pct Completed	61.1	63.0	66.5	55.7	65.8	67.6	58.0	58.8
Sacked	29	31	31	39	21	36	33	39
Yards Lost	182	217	188	263	163	257	179	221
INTERCEPTED BY	18	11	16	16	10	9	11	9
Yards Returned	234	135	216	226	84	156	158	91
Returned for TD	1	0	2	1	0	3	0	0
OPP PUNT RETURNS	23	29	30	21	42	32	33	38
Avg return	9.0	10.8	9.3	6.2	10.0	9.9	14.9	11.6
OPP KICKOFF RET	43	45	26	36	27	34	44	33
Avg return	22.7	24.0	27.7	23.5	26.9	18.2	23.0	25.3
OPP TOUCHDOWNS	28	43	45	32	45	32	50	27
Rushing	14	12	12	11	17	11	22	8
Passing	13	21	26	20	25	18	23	15
Returns	1	10	7	1	3	3	5	4

WEEK 15 / THROUGH MONDAY, DECEMBER 17, 2012

OFFENSE	Cin.	Pitt.	N.E.	Jax	Ind.	K.C.	N.O.	Dal.
GAMES (Won-Lost)	8-6	7-7	10-4	2-12	9-5	2-12	6-8	8-6
FIRST DOWNS	267	275	393	226	325	256	297	300
Rushing	93	68	133	64	99	99	56	67
Passing	155	185	226	130	187	136	224	208
Penalty	19	22	34	32	39	21	17	25
YDS GAINED (tot)	4867	4832	6054	3977	5246	4482	5571	5252
Avg per Game	347.6	345.1	432.4	284.1	374.7	320.1	397.9	375.1
RUSHING (net)	1684	1351	1914	1154	1500	1950	1398	1125
Avg per Game	120.3	96.5	136.7	82.4	107.1	139.3	99.9	80.4
Rushes	393	353	458	312	381	428	314	322
Yards per Rush	4.3	3.8	4.2	3.7	3.9	4.6	4.5	3.5
PASSING (net)	3183	3481	4140	2823	3746	2532	4173	4127
Avg per Game	227.4	248.6	295.7	201.6	267.6	180.9	298.1	294.8
Passes Att.	473	523	564	494	564	437	575	578
Completed	296	325	356	274	308	256	357	388
Pct Completed	62.6	62.1	63.1	55.5	54.6	58.6	62.1	67.1
Yards Gained	3386	3658	4293	3100	3978	2726	4345	4358
Sacked	38	31	23	42	37	35	24	32
Yards Lost	203	177	153	277	232	194	172	231
Had intercepted	14	12	7	11	18	18	18	16
Yards Opp Ret	181	141	98	231	406	336	356	325
Opp TDs on Int	4	1	0	3	3	3	3	3
PUNTS	63	66	51	83	62	72	63	59
Avg Yards	45.9	42.9	42.5	46.9	47.9	46.9	50.3	43.5
PUNT RETURNS	42	38	35	26	27	39	22	29
Avg Return	11.5	7.5	12.4	7.2	10.9	9.3	8.2	10.4
Returned for TD	1	0	1	0	1	0	0	1
KICKOFF RETURNS	39	38	37	41	37	43	43	29
Avg Return	22.4	25.6	21.3	21.4	19.7	21.8	25.8	21.3
Returned for TD	0	0	1	0	0	0	0	0
PENALTIES	88	84	87	89	87	78	93	111
Yards Penalized	762	817	753	873	729	626	814	815
FUMBLES BY	17	31	13	19	20	25	11	18
Fumbles Lost	9	15	7	9	9	16	5	9
Opp Fumbles	24	15	41	17	10	17	17	15
Opp Fum Lost	15	6	20	11	2	5	10	9
POSS. TIME (avg)	31:02	32:16	30:34	26:47	30:46	30:24	28:02	31:34
TOUCHDOWNS	40	32	61	22	34	17	49	35
Rushing	11	8	23	5	10	8	9	8
Passing	27	23	30	17	20	8	36	23
Returns	2	1	8	0	4	1	4	4
EXTRA-PT KICKS	40/40	30/30	60/60	15/16	31/31	16/16	48/48	32/32
2-PT CONVERSIONS	0/0	1/2	0/1	3/6	1/2	0/1	1/1	2/3
FIELD GOALS/FGA	25/29	26/27	26/32	22/24	24/31	25/29	15/18	27/29
POINTS SCORED	355	302	506	219	309	195	389	327

DEFENSE	Cin.	Pitt.	N.E.	Jax	Ind.	K.C.	N.O.	Dal.
POINTS ALLOWED	293	291	315	383	358	367	379	338
OPP FIRST DOWNS	269	239	302	329	284	253	334	260
Rushing	81	73	89	121	86	91	102	70
Passing	167	144	183	175	170	145	207	164
Penalty	21	22	30	33	28	17	25	26
OPP YARDS GAINED	4485	3826	5275	5518	5129	4928	6066	4764
Avg per Game	320.4	273.3	376.8	394.1	366.4	352.0	433.3	340.3
OPP RUSHING (net)	1414	1298	1490	2074	1746	1909	2048	1613
Avg per Game	101.0	92.7	106.4	148.1	124.7	136.4	146.3	115.2
Rushes	346	349	377	484	364	413	407	361
Yards per Rush	4.1	3.7	4.0	4.3	4.8	4.6	5.0	4.5
OPP PASSING (net)	3071	2528	3785	3444	3383	3019	4018	3151
Avg per Game	219.4	180.6	270.4	246.0	241.6	215.6	287.0	225.1
Passes Att.	499	450	508	479	477	395	525	440
Completed	313	253	320	308	300	237	327	274
Pct Completed	62.7	56.2	63.0	64.3	62.9	60.0	62.3	62.3
Sacked	43	27	29	15	27	24	27	33
Yards Lost	289	149	182	97	157	154	181	198
INTERCEPTED BY	11	7	16	10	8	7	14	7
Yards Returned	123	120	331	118	97	119	351	147
Returned for TD	0	1	2	0	3	0	3	1
OPP PUNT RETURNS	24	26	18	34	28	25	27	24
Avg return	8.3	11.6	5.8	8.6	12.5	14.2	10.2	10.5
OPP KICKOFF RET	51	43	52	35	27	25	39	42
Avg return	24.7	24.0	21.0	27.1	25.0	25.3	25.5	22.2
OPP TOUCHDOWNS	31	31	37	41	40	40	44	37
Rushing	11	9	10	18	12	9	13	12
Passing	15	18	26	19	23	25	27	19
Returns	5	4	1	4	5	6	4	6

WEEK 15 / THROUGH MONDAY, DECEMBER 17, 2012

OFFENSE	Wash.	Phil.	St.L.	T.B.	NY-G	Balt.	Minn.	Hou.
GAMES (Won-Lost)	8-6	4-10	6-7-1	6-8	8-6	9-5	8-6	12-2
FIRST DOWNS	299	289	253	260	284	266	259	311
Rushing	119	95	72	79	85	80	92	110
Passing	155	164	165	159	168	157	142	183
Penalty	25	30	16	22	31	29	25	18
YDS GAINED (tot)	5457	4939	4648	5025	5104	4755	4596	5415
Avg per Game	389.8	352.8	332.0	358.9	364.6	339.6	328.3	386.8
RUSHING (net)	2307	1674	1546	1613	1610	1471	2243	1988
Avg per Game	164.8	119.6	110.4	115.2	115.0	105.1	160.2	142.0
Rushes	449	364	364	364	360	353	407	472
Yards per Rush	5.1	4.6	4.2	4.4	4.5	4.2	5.5	4.2
PASSING (net)	3150	3265	3102	3412	3494	3284	2353	3427
Avg per Game	225.0	233.2	221.6	243.7	249.6	234.6	168.1	244.8
Passes Att.	400	533	488	477	489	491	425	485
Completed	266	314	294	262	295	290	268	312
Pct Completed	66.5	58.9	60.2	54.9	60.3	59.1	63.1	64.3
Yards Gained	3368	3521	3335	3550	3594	3504	2527	3593
Sacked	31	42	35	21	16	34	30	20
Yards Lost	218	256	233	138	100	220	174	166
Had intercepted	7	13	12	12	15	10	12	11
Yards Opp Ret	138	334	173	212	288	217	72	110
Opp TDs on Int	0	3	2	2	2	2	1	0
PUNTS	63	66	70	71	48	74	65	79
Avg Yards	42.7	46.8	45.4	44.6	46.7	47.8	44.7	46.8
PUNT RETURNS	32	27	35	30	18	35	24	35
Avg Return	9.3	11.0	6.8	9.4	7.3	9.8	8.4	10.7
Returned for TD	0	1	0	0	0	1	1	0
KICKOFF RETURNS	31	52	34	30	57	51	36	36
Avg Return	23.5	20.9	20.9	20.2	26.4	28.2	26.3	21.1
Returned for TD	0	0	0	0	1	2	1	0
PENALTIES	111	88	107	98	65	102	75	90
Yards Penalized	941	736	816	799	521	933	680	749
FUMBLES BY	24	35	22	14	13	14	20	9
Fumbles Lost	6	21	7	5	6	5	10	2
Opp Fumbles	16	20	13	15	24	22	19	22
Opp Fum Lost	9	5	3	7	14	12	9	13
POSS. TIME (avg)	31:02	29:37	29:21	29:35	29:36	26:51	27:55	33:42
TOUCHDOWNS	45	26	27	41	39	39	33	45
Rushing	17	9	4	12	16	14	14	18
Passing	22	16	19	25	20	20	14	22
Returns	6	1	4	4	3	5	5	5
EXTRA-PT KICKS	43/44	22/23	21/21	37/37	38/38	37/37	30/30	44/44
2-PT CONVERSIONS	1/1	0/3	5/6	1/3	1/1	1/2	2/3	0/0
FIELD GOALS/FGA	22/27	25/28	21/28	23/28	33/39	25/27	29/32	26/32
POINTS SCORED	381	253	258	354	373	348	319	394

DEFENSE	Wash.	Phil.	St.L.	T.B.	NY-G	Balt.	Minn.	Hou.
POINTS ALLOWED	350	375	315	349	304	307	308	280
OPP FIRST DOWNS	295	267	287	300	274	306	310	251
Rushing	74	85	95	70	90	100	78	75
Passing	193	156	172	203	170	175	203	150
Penalty	28	26	20	27	14	31	29	26
OPP YARDS GAINED	5336	4781	4691	5515	5284	5240	5008	4562
Avg per Game	381.1	341.5	335.1	393.9	377.4	374.3	357.7	325.9
OPP RUSHING (net)	1342	1708	1647	1166	1732	1851	1586	1305
Avg per Game	95.9	122.0	117.6	83.3	123.7	132.2	113.3	93.2
Rushes	319	416	390	334	377	457	395	315
Yards per Rush	4.2	4.1	4.2	3.5	4.6	4.1	4.0	4.1
OPP PASSING (net)	3994	3073	3044	4349	3552	3389	3422	3257
Avg per Game	285.3	219.5	217.4	310.6	253.7	242.1	244.4	232.6
Passes Att.	551	439	474	556	461	503	539	523
Completed	341	262	317	369	295	306	345	278
Pct Completed	61.9	59.7	66.9	66.4	64.0	60.8	64.0	53.2
Sacked	25	28	41	25	32	32	35	42
Yards Lost	163	174	261	168	227	218	227	259
INTERCEPTED BY	17	7	13	17	20	13	10	15
Yards Returned	233	27	336	419	448	196	224	333
Returned for TD	3	0	3	3	1	2	3	3
OPP PUNT RETURNS	35	39	36	36	29	46	37	41
Avg return	6.6	13.4	10.4	11.1	10.1	7.9	7.7	10.1
OPP KICKOFF RET	46	37	27	22	63	31	26	56
Avg return	23.8	25.1	24.7	26.5	23.9	22.2	24.0	24.5
OPP TOUCHDOWNS	39	43	34	42	34	29	35	32
Rushing	10	9	17	11	8	14	10	3
Passing	28	26	14	27	23	13	24	26
Returns	1	8	3	4	3	2	1	3

WEEK 15 / THROUGH MONDAY, DECEMBER 17, 2012

OFFENSE	Clev.	Denv.	Chi.	Ariz.	S.F.	Sea.	S.D.	NY-J
GAMES (Won-Lost)	5-9	11-3	8-6	5-9	10-3-1	9-5	5-9	6-8
FIRST DOWNS	241	319	258	220	285	272	264	262
Rushing	61	94	81	55	118	113	75	88
Passing	160	194	149	146	148	133	167	141
Penalty	20	31	28	19	19	26	22	33
YDS GAINED (tot)	4475	5421	4283	3699	5064	4902	4323	4230
Avg per Game	319.6	387.2	305.9	264.2	361.7	350.1	308.8	302.1
RUSHING (net)	1364	1542	1674	1120	2280	2250	1304	1694
Avg per Game	97.4	110.1	119.6	80.0	162.9	160.7	93.1	121.0
Rushes	352	406	402	316	436	467	350	435
Yards per Rush	3.9	3.8	4.2	3.5	5.2	4.8	3.7	3.9
PASSING (net)	3111	3879	2609	2579	2784	2652	3019	2536
Avg per Game	222.2	277.1	186.4	184.2	198.9	189.4	215.6	181.1
Passes Att.	498	512	428	525	371	364	489	433
Completed	285	347	257	290	253	229	314	240
Pct Completed	57.2	67.8	60.0	55.2	68.2	62.9	64.2	55.4
Yards Gained	3281	4016	2895	2912	3020	2813	3290	2746
Sacked	26	21	41	52	39	26	43	35
Yards Lost	170	137	286	333	236	161	271	210
Had intercepted	17	10	16	18	7	9	15	17
Yards Opp Ret	295	218	241	318	70	113	220	214
Opp TDs on Int	2	2	2	4	0	1	2	0
PUNTS	83	61	67	98	60	59	72	76
Avg Yards	42.0	46.2	41.6	46.4	48.1	46.4	47.4	44.9
PUNT RETURNS	38	44	36	49	35	38	27	21
Avg Return	15.5	9.9	8.6	8.4	10.0	8.3	7.3	10.4
Returned for TD	1	1	0	0	0	0	0	1
KICKOFF RETURNS	45	28	41	33	40	24	34	41
Avg Return	25.3	22.9	19.6	23.7	25.1	27.6	22.8	26.9
Returned for TD	0	1	0	0	0	1	0	1
PENALTIES	94	84	97	93	100	96	90	73
Yards Penalized	857	691	764	798	877	765	683	623
FUMBLES BY	18	19	16	21	23	14	24	27
Fumbles Lost	4	13	7	11	7	8	11	16
Opp Fumbles	23	22	29	14	20	24	27	15
Opp Fum Lost	12	7	16	10	10	12	13	11
POSS. TIME (avg)	27:59	30:39	31:37	29:10	30:52	31:15	31:12	29:46
TOUCHDOWNS	29	48	36	23	40	41	33	29
Rushing	12	9	9	10	16	14	4	10
Passing	14	31	19	10	20	22	22	14
Returns	3	8	8	3	4	5	7	5
EXTRA-PT KICKS	28/28	46/46	34/34	23/23	40/40	38/40	33/33	28/28
2-PT CONVERSIONS	0/1	1/2	1/2	0/0	0/0	0/0	0/0	0/1
FIELD GOALS/FGA	26/27	23/29	23/27	21/24	25/35	22/25	22/24	17/22
POINTS SCORED	280	409	321	224	357	350	299	255

DEFENSE	Clev.	Denv.	Chi.	Ariz.	S.F.	Sea.	S.D.	NY-J
POINTS ALLOWED	310	274	240	302	218	219	312	320
OPP FIRST DOWNS	299	259	251	253	251	258	281	262
Rushing	92	62	71	92	61	73	74	88
Passing	175	168	157	142	158	161	181	144
Penalty	32	29	23	19	32	24	26	30
OPP YARDS GAINED	5152	4300	4475	4701	4102	4255	4733	4617
Avg per Game	368.0	307.1	319.6	335.8	293.0	303.9	338.1	329.8
OPP RUSHING (net)	1689	1274	1526	1911	1276	1488	1358	1942
Avg per Game	120.6	91.0	109.0	136.5	91.1	106.3	97.0	138.7
Rushes	397	358	349	436	351	330	354	434
Yards per Rush	4.3	3.6	4.4	4.4	3.6	4.5	3.8	4.5
OPP PASSING (net)	3463	3026	2949	2790	2826	2767	3375	2675
Avg per Game	247.4	216.1	210.6	199.3	201.9	197.6	241.1	191.1
Passes Att.	534	507	501	442	511	486	515	446
Completed	333	293	298	241	303	283	319	243
Pct Completed	62.4	57.8	59.5	54.5	59.3	58.2	61.9	54.5
Sacked	36	42	36	36	35	35	27	26
Yards Lost	220	300	245	223	251	234	173	141
INTERCEPTED BY	16	16	21	22	12	16	12	11
Yards Returned	230	347	408	306	192	246	306	117
Returned for TD	2	5	7	2	2	2	5	2
OPP PUNT RETURNS	30	30	22	42	31	27	34	27
Avg return	11.0	5.8	3.3	8.8	6.9	9.0	9.4	9.9
OPP KICKOFF RET	40	29	33	28	41	41	38	46
Avg return	20.0	21.4	20.4	27.1	27.2	22.4	21.9	22.0
OPP TOUCHDOWNS	37	31	25	33	22	23	37	37
Rushing	13	5	6	10	6	8	7	15
Passing	21	24	16	17	14	13	26	17
Returns	3	2	3	6	2	2	4	5

WEEK 15 / THROUGH MONDAY, DECEMBER 17, 2012

AFC / SINGLE-GAME HIGHS / PLAYERS

Most Points-- 19, Succop, K.C. at N.O., 9/23 (OT), (0 td, 6 fg, 0 xp, 0 2pt)
Most Points-- 18, Rosario, S.D. vs. Tenn., 9/16, (3 td, 0 fg, 0 xp, 0 2pt)
Most Points-- 18, Greene, NY-J vs. Ind., 10/14, (3 td, 0 fg, 0 xp, 0 2pt)
Passing Yards-- 527, Schaub, Hou. vs. Jax , 11/18 (OT), (43-55, 527, 5 td, 2 int)
Passing Yards-- 443, Brady, N.E. vs. S.F., 12/16, (36-65, 443, 1 td, 2 int)
Longest Pass-- 83, Brady, N.E. at NY-J, 11/22, (to Vereen, Shane, td)
Passing Touchdowns-- 5, Schaub, Hou. vs. Jax , 11/18 (OT), (43-55, 527, 5 td, 2 int)
Passing Touchdowns-- 4, (8 times in Non-Overtime Games)
Rushing Yards-- 233, Charles, K.C. at N.O., 9/23 (OT), (33-233, 1 td)
Rushing Yards-- 195, C. Johnson, Tenn. at Buff., 10/21, (18-195, 2 td)
Rushing Attempts-- 33, Charles, K.C. at N.O., 9/23 (OT), (33-233, 1 td)
Rushing Attempts-- 32, Greene, NY-J vs. Ind., 10/14, (32-161, 3 td)
Rushing Attempts-- 32, Moreno, Denv. at Oak., 12/6, (32-119, 1 td)
Longest Rush-- 94, C. Johnson, Tenn. vs. NY-J, 12/17, td
Receptions-- 14, A. Johnson, Hou. vs. Jax , 11/18 (OT), (14-273, 1 td)
Receptions-- 14, Myers, Oak. vs. Clev., 12/2, (14-130, 1 td)
Receiving Yards-- 273, A. Johnson, Hou. vs. Jax , 11/18 (OT), (14-273, 1 td)
Receiving Yards-- 212, Wayne, Ind. vs. G.B., 10/7, (13-212, 1 td)
Kickoff Return Yards-- 221, Cribbs, Clev. at NY-G, 10/7, (6-221, 0 td)
Kickoff Returns-- 7, (3 times in Non-Overtime Games)
Longest Kickoff Return-- 108, J. Jones, Balt. vs. Dal., 10/14, td
Punt Return Yards-- 125, Holliday, Denv. at Car., 11/11, (8-125, 1 fc, 1 td)
Punt Returns-- 8, Holliday, Denv. at Car., 11/11, (8-125, 1 fc, 1 td)
Longest Punt Return-- 93, Benjamin, Clev. vs. K.C., 12/9, td
Interceptions-- 2, Smith, Miami at Ariz., 9/30 (OT), (2-31, 0 td)
Interceptions-- 2, Byrd, Buff. at Ariz., 10/14 (OT), (2-36, 0 td)
Interceptions-- 2, (6 times in Non-Overtime Games)
Longest Interception Return-- 98, Harris, Denv. at Balt., 12/16, td
Sacks-- 4.5, Wake, Miami at Ariz., 9/30 (OT)
Sacks-- 3.0, (7 times in Non-Overtime Games)
Scrimmage Yards-- 288, Charles, K.C. at N.O., 9/23 (OT), (Rush 33-233, Rec 6-55)
Scrimmage Yards-- 212, Wayne, Ind. vs. G.B., 10/7, (Rush 0-0, Rec 13-212)
Longest Punt-- 79, Butler, Pitt. vs. S.D., 12/9
Punts-- 10, (3 times in Non-Overtime Games)
Field Goals Made-- 6, Succop, K.C. at N.O., 9/23 (OT), (6-6, 45 lg)
Field Goals Made-- 5, (4 times in Non-Overtime Games)
Longest Field Goal-- 57, Janikowski, Oak. vs. K.C., 12/16

NFC / SINGLE-GAME HIGHS / PLAYERS

Most Points-- 24, Martin, T.B. at Oak., 11/4, (4 td, 0 fg, 0 xp, 0 2pt)
Passing Yards-- 510, Manning, NY-G vs. T.B., 9/16, (31-51, 510, 3 td, 3 int)
Longest Pass-- 95, Freeman, T.B. vs. N.O., 10/21, (to Jackson, Vincent)
Passing Touchdowns-- 6, Rodgers, G.B. at Hou., 10/14, (24-37, 338, 6 td, 0 int)
Rushing Yards-- 251, Martin, T.B. at Oak., 11/4, (25-251, 4 td)
Rushing Attempts-- 31, Peterson, Minn. vs. Chi., 12/9, (31-154, 2 td)
Longest Rush-- 82, Peterson, Minn. at G.B., 12/2, td
Longest Rush-- 82, Peterson, Minn. at St.L., 12/16, td
Receptions-- 18, Witten, Dal. vs. NY-G, 10/28, (18-167, 0 td)
Receiving Yards-- 216, Jackson, T.B. vs. N.O., 10/21, (7-216, 1 td)
Kickoff Return Yards-- 227, Wilson, NY-G vs. N.O., 12/9, (4-227, 1 td)
Kickoff Returns-- 7, Benn, T.B. at NY-G, 9/16, (7-180, 0 td)
Longest Kickoff Return-- 105, Harvin, Minn. at Det., 9/30, td
Punt Return Yards-- 104, D. Johnson, Phil. at Dal., 12/2, (2-104, 0 fc, 1 td)
Punt Returns-- 6, Jenkins, St.L. at Miami, 10/14, (6-21, 0 fc, 0 td)
Punt Returns-- 6, Logan, Det. at Chi., 10/22, (6-7, 1 fc, 0 td)
Longest Punt Return-- 98, D. Johnson, Phil. at Dal., 12/2, td
Interceptions-- 2, (20 times in Non-Overtime Games)
Longest Interception Return-- 102, Toler, Ariz. vs. Det., 12/16, td
Sacks-- 5.5, Ald. Smith, S.F. vs. Chi., 11/19
Scrimmage Yards-- 272, Martin, T.B. at Oak., 11/4, (Rush 25-251, Rec 4-21)
Longest Punt-- 73, Ryan, Sea. vs. G.B., 9/24
Punts-- 10, Zastudil, Ariz. at NY-J, 12/2, (10-448, 44.8)
Punts-- 10, Koenen, T.B. vs. Phil., 12/9, (10-424, 42.4)
Field Goals Made-- 5, (4 times in Non-Overtime Games)
Longest Field Goal-- 63, Akers, S.F. at G.B., 9/9

NFL / SINGLE-GAME HIGHS / PLAYERS

Most Points-- 24, Martin, T.B. at Oak., 11/4, (4 td, 0 fg, 0 xp, 0 2pt)
Passing Yards-- 527, Schaub, Hou. vs. Jax , 11/18 (OT), (43-55, 527, 5 td, 2 int)
Passing Yards-- 510, Manning, NY-G vs. T.B., 9/16, (31-51, 510, 3 td, 3 int)
Longest Pass-- 95, Freeman, T.B. vs. N.O., 10/21, (to Jackson, Vincent)
Passing Touchdowns-- 6, Rodgers, G.B. at Hou., 10/14, (24-37, 338, 6 td, 0 int)
Rushing Yards-- 251, Martin, T.B. at Oak., 11/4, (25-251, 4 td)
Rushing Attempts-- 33, Charles, K.C. at N.O., 9/23 (OT), (33-233, 1 td)
Rushing Attempts-- 32, Greene, NY-J vs. Ind., 10/14, (32-161, 3 td)
Rushing Attempts-- 32, Moreno, Denv. at Oak., 12/6, (32-119, 1 td)
Longest Rush-- 94, C. Johnson, Tenn. vs. NY-J, 12/17, td
Receptions-- 18, Witten, Dal. vs. NY-G, 10/28, (18-167, 0 td)
Receiving Yards-- 273, A. Johnson, Hou. vs. Jax , 11/18 (OT), (14-273, 1 td)
Receiving Yards-- 216, Jackson, T.B. vs. N.O., 10/21, (7-216, 1 td)
Kickoff Return Yards-- 227, Wilson, NY-G vs. N.O., 12/9, (4-227, 1 td)
Kickoff Returns-- 7, (4 times in Non-Overtime Games)
Longest Kickoff Return-- 108, J. Jones, Balt. vs. Dal., 10/14, td
Punt Return Yards-- 125, Holliday, Denv. at Car., 11/11, (8-125, 1 fc, 1 td)
Punt Returns-- 8, Holliday, Denv. at Car., 11/11, (8-125, 1 fc, 1 td)
Longest Punt Return-- 98, D. Johnson, Phil. at Dal., 12/2, td
Interceptions-- 2, Smith, Miami at Ariz., 9/30 (OT), (2-31, 0 td)
Interceptions-- 2, Byrd, Buff. at Ariz., 10/14 (OT), (2-36, 0 td)
Interceptions-- 2, (26 times in Non-Overtime Games)
Longest Interception Return-- 102, Toler, Ariz. vs. Det., 12/16, td
Sacks-- 5.5, Ald. Smith, S.F. vs. Chi., 11/19
Scrimmage Yards-- 288, Charles, K.C. at N.O., 9/23 (OT), (Rush 33-233, Rec 6-55)
Scrimmage Yards-- 272, Martin, T.B. at Oak., 11/4, (Rush 25-251, Rec 4-21)
Longest Punt-- 79, Butler, Pitt. vs. S.D., 12/9
Punts-- 10, (5 times in Non-Overtime Games)
Field Goals Made-- 6, Succop, K.C. at N.O., 9/23 (OT), (6-6, 45 lg)
Field Goals Made-- 5, (8 times in Non-Overtime Games)
Longest Field Goal-- 63, Akers, S.F. at G.B., 9/9

300-Yard Passing Games

527, Schaub, HOU vs. JAX 11/18 (ot) (43-55, 5 TD)
 510, Manning, NYG vs. TB 09/16 (31-51, 3 TD)
 446, Brees, NO at GB 09/30 (35-54, 3 TD)
 443, Brady, NE vs. SF 12/16 (36-65, 1 TD)
 441, Romo, DAL vs. WAS 11/22 (37-62, 3 TD)
 441, Stafford, DET vs. HOU 11/22 (ot) (31-61, 2 TD)
 437, Romo, DAL vs. NYG 10/28 (36-62, 1 TD)
 433, Luck, IND vs. MIA 11/04 (30-48, 2 TD)
 431, Tannehill, MIA at ARI 09/30 (ot) (26-41, 1 TD)
 420, Freeman, TB vs. NO 10/21 (24-42, 3 TD)
 414, Palmer, OAK vs. TB 11/04 (39-61, 4 TD)
 411, Ryan, ATL at NO 11/11 (34-52, 3 TD)
 395, Brady, NE at SEA 10/14 (36-58, 2 TD)
 391, Luck, IND at DET 12/02 (24-54, 4 TD)
 384, Roethlisberger, PIT at OAK 09/23 (36-49, 4 TD)
 382, Flacco, BAL vs. NE 09/23 (28-39, 3 TD)
 381, Foles, PHI at TB 12/09 (32-51, 2 TD)
 381, Dalton, CIN at CLE 10/14 (31-46, 3 TD)
 378, Locker, TEN vs. DET 09/23 (ot) (29-42, 2 TD)
 377, Brees, NO at TB 10/21 (27-37, 4 TD)
 377, Bradford, STL vs. MIN 12/16 (35-55, 3 TD)
 373, Palmer, OAK at MIA 09/16 (24-48, 1 TD)
 371, Vick, PHI vs. BAL 09/16 (23-32, 1 TD)
 370, Brees, NO vs. SD 10/07 (29-45, 4 TD)
 369, Ryan, ATL vs. CAR 09/30 (25-40, 3 TD)
 368, Palmer, OAK at BAL 11/11 (29-45, 2 TD)
 364, Weeden, CLE at OAK 12/02 (25-36, 1 TD)
 363, Roethlisberger, PIT at TEN 10/11 (24-40, 1 TD)
 362, Luck, IND vs. GB 10/07 (31-55, 2 TD)
 356, Flacco, BAL vs. CLE 09/27 (28-46, 1 TD)
 355, Flacco, BAL at SD 11/25 (ot) (30-51, 1 TD)
 355, Stafford, DET vs. STL 09/09 (32-48, 1 TD)
 354, Brees, NO at NYG 12/09 (26-43, 1 TD)
 354, Henne, JAX at HOU 11/18 (ot) (16-33, 4 TD)
 354, Rivers, SD at NO 10/07 (27-42, 2 TD)
 353, Palmer, OAK at ATL 10/14 (23-33, 1 TD)
 353, Ryan, ATL at TB 11/25 (26-32, 1 TD)
 352, Ponder, MIN at WAS 10/14 (35-52, 2 TD)
 352, Stafford, DET vs. SEA 10/28 (34-49, 3 TD)
 351, Palmer, OAK vs. CLE 12/02 (34-54, 2 TD)
 350, Fitzpatrick, BUF vs. NE 09/30 (22-39, 4 TD)
 345, Ryan, ATL at WAS 10/07 (34-52, 2 TD)
 342, Rodgers, GB at STL 10/21 (30-37, 3 TD)

342, Ryan, ATL vs. DAL 11/04 (24-34, 0 TD)
342, Ryan, ATL at CAR 12/09 (34-49, 2 TD)
341, Brees, NO at ATL 11/29 (28-50, 0 TD)
341, Romo, DAL vs. PIT 12/16 (ot) (30-42, 2 TD)
341, Flacco, BAL vs. OAK 11/11 (21-33, 3 TD)
340, Brady, NE at BUF 09/30 (22-36, 3 TD)
339, Brees, NO vs. WAS 09/09 (24-52, 3 TD)
339, Roethlisberger, PIT at DAL 12/16 (ot) (24-40, 2 TD)
338, Rodgers, GB at HOU 10/14 (24-37, 6 TD)
338, Manning, DEN vs. OAK 09/30 (30-38, 3 TD)
337, Manning, DEN at NE 10/07 (31-44, 3 TD)
337, Rivers, SD at TB 11/11 (29-37, 3 TD)
337, Manning, NYG vs. WAS 10/21 (26-40, 1 TD)
337, Fitzpatrick, BUF at NE 11/11 (27-40, 2 TD)
335, Brady, NE at BAL 09/23 (28-41, 1 TD)
334, Luck, IND at NE 11/18 (27-50, 2 TD)
333, Cutler, CHI vs. IND 09/09 (21-35, 2 TD)
331, Brady, NE vs. IND 11/18 (24-35, 3 TD)
330, Manning, DEN vs. HOU 09/23 (26-52, 2 TD)
329, Cousins, WAS at CLE 12/16 (26-37, 2 TD)
329, Stafford, DET at MIN 11/11 (28-42, 3 TD)
328, Sanchez, NYJ at NE 10/21 (ot) (28-41, 1 TD)
328, Dalton, CIN at WAS 09/23 (19-27, 3 TD)
328, Freeman, TB vs. KC 10/14 (15-26, 3 TD)
325, Brees, NO at CAR 09/16 (31-49, 1 TD)
324, Kolb, ARI vs. MIA 09/30 (ot) (29-48, 3 TD)
323, Griffin III, WAS at TB 09/30 (26-35, 0 TD)
323, Brady, NE at NYJ 11/22 (18-27, 3 TD)
322, Weeden, CLE at CIN 09/16 (26-37, 2 TD)
321, Romo, DAL at ATL 11/04 (25-35, 1 TD)
320, Griffin III, WAS at NO 09/09 (19-26, 2 TD)
320, Weeden, CLE at BAL 09/27 (25-52, 0 TD)
319, Rodgers, GB vs. NO 09/30 (31-41, 4 TD)
319, Stafford, DET vs. MIN 09/30 (30-51, 0 TD)
318, Dalton, CIN vs. CLE 09/16 (24-31, 3 TD)
317, Vick, PHI at CLE 09/09 (29-56, 2 TD)
316, Brady, NE vs. ARI 09/16 (28-46, 1 TD)
315, Schaub, HOU at DET 11/22 (ot) (29-48, 1 TD)
315, Bradford, STL at MIA 10/14 (26-39, 0 TD)
314, Newton, CAR at CHI 10/28 (20-39, 0 TD)
313, Luck, IND vs. JAX 09/23 (22-46, 2 TD)
313, Romo, DAL vs. CLE 11/18 (ot) (35-50, 1 TD)
313, Stafford, DET vs. IND 12/02 (27-46, 2 TD)
312, Palmer, OAK vs. NO 11/18 (22-40, 2 TD)
312, Lindley, ARI vs. STL 11/25 (31-52, 0 TD)
311, Stafford, DET at PHI 10/14 (ot) (22-45, 1 TD)
311, Vick, PHI vs. DET 10/14 (ot) (28-46, 2 TD)
310, Manning, DEN at OAK 12/06 (26-36, 1 TD)
310, Bradford, STL vs. WAS 09/16 (26-35, 3 TD)
309, Luck, IND at CHI 09/09 (23-45, 1 TD)
309, Manning, DEN at SD 10/15 (24-30, 3 TD)
309, Locker, TEN vs. HOU 12/02 (21-45, 1 TD)
309, Manning, NYG at PHI 09/30 (24-42, 2 TD)
307, Brees, NO vs. TB 12/16 (26-39, 4 TD)
307, Romo, DAL vs. CHI 10/01 (31-43, 1 TD)
307, Romo, DAL at NYG 09/05 (22-29, 3 TD)
306, Sanchez, NYJ at MIA 09/23 (ot) (21-45, 1 TD)
306, J. Skelton, ARI at GB 11/04 (23-46, 1 TD)
306, Newton, CAR at PHI 11/26 (18-28, 2 TD)
305, Manning, DEN vs. NO 10/28 (22-30, 3 TD)
304, Griffin III, WAS at DAL 11/22 (19-27, 4 TD)
304, Brady, NE at STL 10/28 (23-35, 4 TD)
303, Romo, DAL vs. PHI 12/02 (22-27, 3 TD)
303, Ale. Smith, SF vs. BUF 10/07 (18-24, 3 TD)
303, Gabbert, JAX at GB 10/28 (27-49, 1 TD)
303, Rodgers, GB vs. SF 09/09 (30-44, 2 TD)
303, Newton, CAR at TB 09/09 (23-33, 1 TD)
301, Sanchez, NYJ vs. NE 11/22 (26-36, 1 TD)
301, Manning, DEN at CAR 11/11 (27-38, 1 TD)
301, Ryan, ATL vs. ARI 11/18 (28-46, 0 TD)
301, Cassel, KC at BUF 09/16 (23-42, 2 TD)

100-Yard Receiving Games

273, A. Johnson, HOU vs. JAX 11/18 (ot) (14 rec., 1 TD)
253, Hartline, MIA at ARI 09/30 (ot) (12 rec., 1 TD)
236, Blackmon, JAX at HOU 11/18 (ot) (7 rec., 1 TD)
216, Jackson, TB vs. NO 10/21 (7 rec., 1 TD)
212, Wayne, IND vs. GB 10/07 (13 rec., 1 TD)
207, C. Johnson, DET at MIN 11/11 (12 rec., 1 TD)
199, Nicks, NYG vs. TB 09/16 (10 rec., 1 TD)

190, Lloyd, NE vs. SF 12/16 (10 rec., 0 TD)
188, A. Johnson, HOU at DET 11/22 (ot) (9 rec., 0 TD)
183, Green, CIN at WAS 09/23 (9 rec., 1 TD)
180, D. Thomas, DEN at NE 10/07 (9 rec., 0 TD)
179, Cruz, NYG vs. TB 09/16 (11 rec., 1 TD)
171, C. Johnson, DET vs. IND 12/02 (13 rec., 1 TD)
169, White, ATL vs. CAR 09/30 (8 rec., 2 TD)
167, Witten, DAL vs. NYG 10/28 (18 rec., 0 TD)
165, Marshall, CHI vs. SEA 12/02 (ot) (10 rec., 0 TD)
164, C. Johnson, DET at TEN 09/23 (ot) (10 rec., 1 TD)
160, Marshall, CHI at MIN 12/09 (10 rec., 1 TD)
160, Amendola, STL vs. WAS 09/16 (15 rec., 1 TD)
157, Celek, PHI vs. BAL 09/16 (8 rec., 0 TD)
153, Colston, NO at GB 09/30 (9 rec., 1 TD)
151, A. Johnson, HOU vs. IND 12/16 (11 rec., 1 TD)
147, Jones, ATL at TB 11/25 (6 rec., 1 TD)
147, Holmes, NYJ at MIA 09/23 (ot) (9 rec., 0 TD)
146, Gronkowski, NE at STL 10/28 (8 rec., 2 TD)
146, J. Graham, NO vs. ATL 11/11 (7 rec., 2 TD)
145, Bryant, DAL vs. CLE 11/18 (ot) (12 rec., 1 TD)
145, Bryant, DAL vs. WAS 11/22 (8 rec., 2 TD)
144, Marshall, CHI at JAX 10/07 (12 rec., 1 TD)
144, T. Smith, BAL at SD 11/25 (ot) (7 rec., 0 TD)
143, Britt, TEN at IND 12/09 (8 rec., 0 TD)
143, C. Johnson, DET vs. GB 11/18 (5 rec., 1 TD)
142, Welker, NE at BAL 09/23 (8 rec., 0 TD)
140, C. Johnson, DET vs. HOU 11/22 (ot) (8 rec., 1 TD)
138, Marshall, CHI at DAL 10/01 (7 rec., 1 TD)
138, Barden, NYG at CAR 09/20 (9 rec., 0 TD)
138, Welker, NE at SEA 10/14 (10 rec., 1 TD)
137, D. Thomas, DEN vs. NO 10/28 (7 rec., 1 TD)
137, Gronkowski, NE vs. IND 11/18 (7 rec., 2 TD)
136, Decker, DEN vs. HOU 09/23 (8 rec., 0 TD)
135, C. Johnson, DET at PHI 10/14 (ot) (6 rec., 0 TD)
135, Green, CIN at CLE 10/14 (7 rec., 2 TD)
135, D. Thomas, DEN at CAR 11/11 (9 rec., 0 TD)
135, Wayne, IND at CHI 09/09 (9 rec., 0 TD)
134, Alexander, SD at TB 11/11 (5 rec., 1 TD)
133, Avant, PHI at TB 12/09 (7 rec., 0 TD)
133, Decker, DEN at BAL 12/16 (8 rec., 1 TD)
133, Austin, DAL vs. NYG 10/28 (9 rec., 0 TD)
133, Harvin, MIN at WAS 10/14 (11 rec., 0 TD)
131, Colston, NO vs. SD 10/07 (9 rec., 3 TD)
131, Cruz, NYG vs. WAS 10/21 (7 rec., 1 TD)
131, Boldin, BAL vs. CLE 09/27 (9 rec., 0 TD)
131, Jackson, TB vs. PHI 12/09 (6 rec., 1 TD)
130, MacLin, PHI vs. DET 10/14 (ot) (6 rec., 1 TD)
130, Myers, OAK vs. CLE 12/02 (14 rec., 1 TD)
129, Welker, NE at BUF 09/30 (9 rec., 0 TD)
129, C. Johnson, DET at JAX 11/04 (7 rec., 0 TD)
129, Bess, MIA vs. SEA 11/25 (7 rec., 0 TD)
129, Jones, ATL vs. DAL 11/04 (5 rec., 0 TD)
128, Sproles, NO at CAR 09/16 (13 rec., 0 TD)
128, Jackson, TB at NYG 09/16 (5 rec., 1 TD)
127, T. Smith, BAL vs. NE 09/23 (6 rec., 2 TD)
126, Broyles, DET vs. HOU 11/22 (ot) (6 rec., 0 TD)
125, Pitta, BAL vs. DEN 12/16 (7 rec., 2 TD)
123, Jones, ATL at PHI 10/28 (5 rec., 1 TD)
123, White, ATL vs. ARI 11/18 (8 rec., 0 TD)
123, Moore, NO at ATL 11/29 (7 rec., 0 TD)
123, Wallace, PIT at OAK 09/23 (8 rec., 1 TD)
123, Gonzalez, ATL at WAS 10/07 (13 rec., 1 TD)
123, Bess, MIA at ARI 09/30 (ot) (7 rec., 0 TD)
123, Henderson, NO vs. SD 10/07 (8 rec., 1 TD)
122, Marshall, CHI at TEN 11/04 (9 rec., 3 TD)
122, Nelson, GB at STL 10/21 (8 rec., 1 TD)
122, Gonzalez, ATL at NO 11/11 (11 rec., 2 TD)
121, Moore, NO at TB 10/21 (9 rec., 0 TD)
121, Cruz, NYG vs. NO 12/09 (8 rec., 1 TD)
121, Nelson, GB at HOU 10/14 (9 rec., 3 TD)
121, C. Johnson, DET at ARI 12/16 (10 rec., 0 TD)
120, Kerley, NYJ at NE 10/21 (ot) (7 rec., 0 TD)
120, Moore, NO vs. WAS 09/09 (6 rec., 1 TD)
120, S. Smith, CAR at KC 12/02 (5 rec., 1 TD)
119, Marshall, CHI vs. IND 09/09 (9 rec., 1 TD)
119, A. Johnson, HOU vs. MIA 09/09 (8 rec., 1 TD)
118, S. Smith, CAR at CHI 10/28 (7 rec., 0 TD)
118, A. Johnson, HOU vs. BUF 11/04 (8 rec., 0 TD)
118, Roberts, ARI vs. MIA 09/30 (ot) (6 rec., 2 TD)
118, White, ATL vs. DAL 11/04 (7 rec., 0 TD)
118, C. Johnson, DET at GB 12/09 (10 rec., 0 TD)

117, Green, CIN at JAX 09/30 (6 rec., 1 TD)
117, White, ATL at CAR 12/09 (9 rec., 1 TD)
116, Gordon, CLE at OAK 12/02 (6 rec., 1 TD)
116, Shorts, JAX at GB 10/28 (8 rec., 0 TD)
115, Williams, TB vs. WAS 09/30 (4 rec., 0 TD)
115, Givens, STL at ARI 11/25 (5 rec., 1 TD)
115, St. Johnson, BUF vs. SEA 12/16 (8 rec., 1 TD)
115, Cobb, GB at CHI 12/16 (6 rec., 0 TD)
114, White, ATL at NO 11/11 (7 rec., 0 TD)
114, Hixon, NYG at PHI 09/30 (6 rec., 0 TD)
114, Fitzgerald, ARI vs. PHI 09/23 (9 rec., 1 TD)
114, Ogletree, DAL at NYG 09/05 (8 rec., 2 TD)
114, Jackson, PHI vs. BAL 09/16 (7 rec., 0 TD)
113, Williams, TB vs. KC 10/14 (4 rec., 1 TD)
113, Hilton, IND vs. JAX 09/23 (4 rec., 1 TD)
113, Crabtree, SF vs. BUF 10/07 (6 rec., 1 TD)
112, Wallace, PIT vs. SD 12/09 (7 rec., 2 TD)
112, Washington, TEN vs. DET 09/23 (ot) (3 rec., 1 TD)
112, Witten, DAL vs. CHI 10/01 (13 rec., 1 TD)
111, Avery, IND vs. MIN 09/16 (9 rec., 0 TD)
111, Green, CIN vs. OAK 11/25 (3 rec., 0 TD)
111, Hartline, MIA vs. OAK 09/16 (9 rec., 0 TD)
111, C. Johnson, DET vs. STL 09/09 (6 rec., 0 TD)
110, D. Thomas, DEN vs. PIT 09/09 (5 rec., 1 TD)
110, Bryant, DAL vs. NYG 10/28 (5 rec., 0 TD)
109, Floyd, SD vs. TEN 09/16 (6 rec., 0 TD)
109, Garcon, WAS at NO 09/09 (4 rec., 1 TD)
109, Cruz, NYG at PHI 09/30 (9 rec., 1 TD)
109, S. Smith, CAR vs. ATL 12/09 (7 rec., 0 TD)
108, Gresham, CIN vs. DEN 11/04 (6 rec., 0 TD)
108, Harvin, MIN vs. TEN 10/07 (8 rec., 1 TD)
108, Witten, DAL vs. PHI 12/02 (6 rec., 0 TD)
108, Floyd, SD at NO 10/07 (5 rec., 0 TD)
108, Bowe, KC vs. SD 09/30 (7 rec., 1 TD)
108, Jones, ATL at KC 09/09 (6 rec., 2 TD)
108, Lloyd, NE at BAL 09/23 (9 rec., 0 TD)
108, Avery, IND vs. MIA 11/04 (5 rec., 0 TD)
107, Marshall, CHI vs. HOU 11/11 (8 rec., 0 TD)
107, Hartline, MIA at IND 11/04 (8 rec., 0 TD)
107, Austin, DAL vs. TB 09/23 (5 rec., 0 TD)
107, Crabtree, SF at NE 12/16 (7 rec., 2 TD)
106, Garcon, WAS vs. NYG 12/03 (8 rec., 1 TD)
106, St. Johnson, BUF at IND 11/25 (6 rec., 0 TD)
106, Morgan, NO at NYG 12/09 (2 rec., 0 TD)
106, V. Davis, SF vs. BUF 10/07 (5 rec., 0 TD)
106, S. Smith, CAR at TB 09/09 (7 rec., 0 TD)
105, Shorts, JAX vs. IND 11/08 (6 rec., 1 TD)
105, McCoy, SEA vs. ARI 12/09 (3 rec., 0 TD)
105, Bryant, DAL vs. CHI 10/01 (8 rec., 0 TD)
105, Redman, PIT at TEN 10/11 (4 rec., 0 TD)
105, Shorts, JAX vs. TEN 11/25 (4 rec., 1 TD)
104, Moore, OAK at ATL 10/14 (5 rec., 1 TD)
104, Cruz, NYG at WAS 12/03 (5 rec., 0 TD)
104, Harvin, MIN at IND 09/16 (12 rec., 0 TD)
104, Macclin, PHI at TB 12/09 (9 rec., 1 TD)
104, Welker, NE vs. DEN 10/07 (13 rec., 1 TD)
104, Gronkowski, NE at BUF 09/30 (5 rec., 1 TD)
104, S. Smith, CAR vs. NO 09/16 (3 rec., 0 TD)
103, Roberts, ARI at MIN 10/21 (7 rec., 1 TD)
103, Welker, NE at MIA 12/02 (12 rec., 1 TD)
103, D. Thomas, DEN vs. OAK 09/30 (5 rec., 0 TD)
102, Cobb, GB at HOU 10/14 (7 rec., 0 TD)
102, Hilton, IND vs. MIA 11/04 (6 rec., 1 TD)
102, White, ATL vs. DEN 09/17 (8 rec., 1 TD)
102, Cobb, GB vs. DET 12/09 (7 rec., 0 TD)
102, Olsen, CAR vs. DEN 11/11 (9 rec., 2 TD)
102, Alexander, SD vs. CIN 12/02 (6 rec., 0 TD)
102, Amendola, STL at SF 11/11 (ot) (11 rec., 0 TD)
102, Bowe, KC at BUF 09/16 (8 rec., 2 TD)
102, Wayne, IND vs. BUF 11/25 (8 rec., 0 TD)
101, Shorts, JAX at MIA 12/16 (6 rec., 0 TD)
101, Crabtree, SF at STL 12/02 (ot) (7 rec., 0 TD)
100, Hilton, IND at DET 12/02 (6 rec., 0 TD)
100, Gibson, STL at BUF 12/09 (6 rec., 1 TD)
100, Hilton, IND at NE 11/18 (6 rec., 2 TD)
100, Jackson, TB vs. WAS 09/30 (6 rec., 1 TD)
100, Jackson, PHI at NO 11/05 (3 rec., 1 TD)
100, T. Young, DET vs. SEA 10/28 (9 rec., 2 TD)
100, Streater, OAK vs. DEN 12/06 (4 rec., 0 TD)

100-Yard Rushing Games

251, Martin, TB at OAK 11/04 (25 att., 4 TD)
233, Charles, KC at NO 09/23 (ot) (33 att., 1 TD)
212, Peterson, MIN at STL 12/16 (24 att., 1 TD)
210, Peterson, MIN at GB 12/02 (21 att., 1 TD)
200, Bradshaw, NYG vs. CLE 10/07 (30 att., 1 TD)
195, C. Johnson, TEN at BUF 10/21 (18 att., 2 TD)
182, Peterson, MIN at SEA 11/04 (17 att., 2 TD)
178, Brown, PHI vs. CAR 11/26 (19 att., 2 TD)
177, Jones-Drew, JAX at IND 09/23 (28 att., 1 TD)
172, Bush, MIA vs. OAK 09/16 (26 att., 2 TD)
171, Peterson, MIN vs. DET 11/11 (27 att., 1 TD)
169, Spiller, BUF at NYJ 09/09 (14 att., 1 TD)
169, Brown, PHI at DAL 12/02 (24 att., 2 TD)
165, Foster, HOU vs. IND 12/16 (27 att., 0 TD)
165, Charles, KC at CLE 12/09 (18 att., 1 TD)
161, Greene, NYJ vs. IND 10/14 (32 att., 3 TD)
154, Peterson, MIN vs. CHI 12/09 (31 att., 2 TD)
153, Peterson, MIN vs. ARI 10/21 (23 att., 1 TD)
152, Foster, HOU at NYJ 10/08 (29 att., 1 TD)
151, Ridley, NE vs. DEN 10/07 (28 att., 1 TD)
147, Redman, PIT at NYG 11/04 (26 att., 1 TD)
141, C. Johnson, TEN at HOU 09/30 (25 att., 0 TD)
141, C. Johnson, TEN vs. CHI 11/04 (16 att., 1 TD)
140, Charles, KC vs. BAL 10/07 (31 att., 0 TD)
139, Jackson, STL at ARI 11/25 (24 att., 0 TD)
138, Martin, TB at CAR 11/18 (ot) (24 att., 0 TD)
138, Griffin III, WAS vs. MIN 10/14 (13 att., 2 TD)
137, Bolden, NE at BUF 09/30 (16 att., 1 TD)
135, Martin, TB at MIN 10/25 (29 att., 1 TD)
131, Gore, SF vs. SEA 10/18 (16 att., 0 TD)
131, Murray, DAL at NYG 09/05 (20 att., 0 TD)
129, Green-Ellis, CIN vs. OAK 11/25 (19 att., 1 TD)
129, Morris, WAS vs. BAL 12/09 (ot) (23 att., 1 TD)
128, Martin, TB vs. PHI 12/09 (28 att., 1 TD)
128, Lynch, SEA vs. ARI 12/09 (11 att., 3 TD)
127, Charles, KC vs. CAR 12/02 (27 att., 0 TD)
127, Ridley, NE at STL 10/28 (15 att., 1 TD)
127, Stephens-Howling, ARI at ATL 11/18 (22 att., 1 TD)
126, C. Johnson, TEN at MIA 11/11 (23 att., 1 TD)
125, Ridley, NE at TEN 09/09 (21 att., 1 TD)
124, Lynch, SEA vs. NYJ 11/11 (27 att., 1 TD)
124, Lynch, SEA vs. MIN 11/04 (26 att., 1 TD)
124, Morris, WAS vs. NYG 12/03 (22 att., 0 TD)
123, Spiller, BUF vs. KC 09/16 (15 att., 2 TD)
123, Peterson, MIN vs. TB 10/25 (15 att., 1 TD)
123, McCoy, PHI vs. NYG 09/30 (23 att., 0 TD)
122, McGahee, DEN vs. NO 10/28 (23 att., 1 TD)
122, Dwyer, PIT at CIN 10/21 (17 att., 0 TD)
122, Richardson, CLE vs. SD 10/28 (24 att., 1 TD)
122, C. Johnson, TEN vs. NYJ 12/17 (21 att., 1 TD)
122, Lynch, SEA vs. DAL 09/16 (26 att., 1 TD)
121, Rice, BAL at WAS 12/09 (ot) (20 att., 1 TD)
120, Morris, WAS at NYG 10/21 (22 att., 0 TD)
119, McCoy, PHI at NO 11/05 (19 att., 0 TD)
119, Moreno, DEN at OAK 12/06 (32 att., 1 TD)
118, Moreno, DEN at BAL 12/16 (22 att., 1 TD)
118, Lynch, SEA at STL 09/30 (20 att., 1 TD)
118, Green-Ellis, CIN at SD 12/02 (25 att., 0 TD)
116, Newton, CAR vs. ATL 12/09 (9 att., 1 TD)
116, Bradshaw, NYG at SF 10/14 (27 att., 1 TD)
115, Morris, WAS vs. ATL 10/07 (18 att., 0 TD)
114, McFadden, OAK at KC 10/28 (29 att., 0 TD)
113, Morris, WAS at DAL 11/22 (24 att., 1 TD)
113, Lynch, SEA at BUF 12/16 (10 att., 1 TD)
113, Morris, WAS at TB 09/30 (21 att., 1 TD)
113, McFadden, OAK vs. PIT 09/23 (18 att., 1 TD)
113, A. Brown, NYG at CAR 09/20 (20 att., 2 TD)
113, McGahee, DEN at ATL 09/17 (22 att., 2 TD)
112, Gore, SF at GB 09/09 (16 att., 1 TD)
112, McGahee, DEN vs. OAK 09/30 (19 att., 1 TD)
111, Foster, HOU vs. BUF 11/04 (24 att., 1 TD)
110, McCoy, PHI at CLE 09/09 (20 att., 0 TD)
110, McFadden, OAK vs. KC 12/16 (30 att., 0 TD)
110, Foster, HOU at JAX 09/16 (28 att., 1 TD)
110, Pi. Thomas, NO at CAR 09/16 (9 att., 0 TD)
109, Richardson, CLE at CIN 09/16 (19 att., 1 TD)
109, F. Jackson, BUF vs. JAX 12/02 (25 att., 0 TD)
108, Peterson, MIN at CHI 11/25 (18 att., 0 TD)
108, Turbin, SEA vs. ARI 12/09 (20 att., 0 TD)

107, Spiller, BUF at IND 11/25 (14 att., 0 TD)
107, Dwyer, PIT vs. WAS 10/28 (17 att., 0 TD)
107, Forte, CHI at JAX 10/07 (22 att., 0 TD)
107, Charles, KC vs. DEN 11/25 (23 att., 0 TD)
106, Ridley, NE at BUF 09/30 (22 att., 2 TD)
106, Green-Ellis, CIN at PHI 12/13 (25 att., 1 TD)
106, Gore, SF vs. BUF 10/07 (14 att., 1 TD)
105, Lynch, SEA at DET 10/28 (12 att., 1 TD)
105, Richardson, CLE vs. BAL 11/04 (25 att., 0 TD)
105, Ballard, IND at HOU 12/16 (18 att., 0 TD)
105, Foster, HOU at DEN 09/23 (25 att., 0 TD)
104, Greene, NYJ vs. ARI 12/02 (24 att., 0 TD)
104, Bush, MIA vs. JAX 12/16 (21 att., 0 TD)
104, Stephens-Howling, ARI at MIN 10/21 (20 att., 1 TD)
103, Lynch, SEA at SF 10/18 (19 att., 0 TD)
103, Forte, CHI at TEN 11/04 (12 att., 1 TD)
103, Reece, OAK vs. NO 11/18 (19 att., 0 TD)
103, Turner, ATL vs. CAR 09/30 (13 att., 0 TD)
103, Spiller, BUF vs. SEA 12/16 (17 att., 1 TD)
103, Bradshaw, NYG at WAS 12/03 (24 att., 0 TD)
102, Foster, HOU at DET 11/22 (ot) (20 att., 2 TD)
102, Foster, HOU at CHI 11/11 (29 att., 0 TD)
102, Peterson, MIN at DET 09/30 (21 att., 0 TD)
102, Turner, ATL vs. DAL 11/04 (20 att., 1 TD)
102, Rice, BAL at KC 10/07 (17 att., 0 TD)
101, Green-Ellis, CIN at KC 11/18 (25 att., 1 TD)
101, Rice, BAL vs. NE 09/23 (20 att., 1 TD)
101, Jackson, STL at SF 11/11 (ot) (29 att., 1 TD)
100, Wilson, NYG vs. NO 12/09 (13 att., 2 TD)
100, Leshoure, DET at TEN 09/23 (ot) (26 att., 1 TD)
100, Charles, KC at PIT 11/12 (ot) (23 att., 1 TD)

WEEK 15 / THROUGH MONDAY, DECEMBER 17, 2012

AFC / OFFENSE/TEAMS: FIRST DOWNS, THIRD DOWNS, FOURTH DOWNS

Rank	Team	FIRST DOWNS				THIRD DOWNS			FOURTH DOWNS		
		Total	Rush	Pass	Pen	Made	Att	Pct	Made	Att	Pct
1)	New England	393	133	226	34	98	198	49.5	6	9	66.7
2)	Indianapolis	325	99	187	39	83	198	41.9	7	8	87.5
3)	Denver	319	94	194	31	80	186	43.0	3	5	60.0
4)	Houston	311	110	183	18	77	199	38.7	4	7	57.1
5)	Pittsburgh	275	68	185	22	87	197	44.2	5	12	41.7
6)	Oakland	271	66	183	22	65	190	34.2	4	14	28.6
7)	Buffalo	268	92	157	19	64	169	37.9	3	6	50.0
8)	Cincinnati	267	93	155	19	67	189	35.4	11	15	73.3
9)	Baltimore	266	80	157	29	64	181	35.4	4	12	33.3
10)	San Diego	264	75	167	22	78	194	40.2	4	9	44.4
11)	New York Jets	262	88	141	33	71	189	37.6	7	12	58.3
12)	Kansas City	256	99	136	21	64	188	34.0	7	14	50.0
13)	Miami	254	79	140	35	66	180	36.7	5	14	35.7
14)	Cleveland	241	61	160	20	61	196	31.1	5	11	45.5
15)	Tennessee	238	61	155	22	73	188	38.8	5	11	45.5
16)	Jacksonville	226	64	130	32	53	185	28.6	7	21	33.3
Totals		4436	1362	2656	418	1151	3027	38.0	87	180	48.3

AFC / DEFENSE/OPPONENTS: FIRST DOWNS, THIRD DOWNS, FOURTH DOWNS

Rank	Team	FIRST DOWNS				THIRD DOWNS			FOURTH DOWNS		
		Total	Rush	Pass	Pen	Made	Att	Pct	Made	Att	Pct
1)	Pittsburgh	239	73	144	22	66	181	36.5	7	8	87.5
2)	Houston	251	75	150	26	53	182	29.1	5	15	33.3
3)	Kansas City	253	91	145	17	66	174	37.9	3	4	75.0
4)	Denver	259	62	168	29	59	190	31.1	6	15	40.0
5)	New York Jets	262	88	144	30	75	199	37.7	10	13	76.9
6)	Cincinnati	269	81	167	21	72	187	38.5	2	9	22.2
7)	Oakland	274	87	163	24	75	186	40.3	7	13	53.8
8)	Miami	275	61	190	24	73	208	35.1	9	13	69.2
9)	San Diego	281	74	181	26	80	188	42.6	4	9	44.4
10)	Indianapolis	284	86	170	28	68	176	38.6	3	6	50.0
11)	Cleveland	299	92	175	32	71	195	36.4	7	11	63.6
12)	New England	302	89	183	30	73	177	41.2	8	20	40.0
13)	Baltimore	306	100	175	31	78	209	37.3	6	12	50.0
14)	Tennessee	309	108	178	23	76	187	40.6	4	8	50.0
15)	Buffalo	312	118	165	29	78	178	43.8	6	11	54.5
16)	Jacksonville	329	121	175	33	79	189	41.8	4	7	57.1
Totals		4504	1406	2673	425	1142	3006	38.0	91	174	52.3

NFC / OFFENSE/TEAMS: FIRST DOWNS, THIRD DOWNS, FOURTH DOWNS

Rank	Team	FIRST DOWNS				THIRD DOWNS			FOURTH DOWNS		
		Total	Rush	Pass	Pen	Made	Att	Pct	Made	Att	Pct
1)	Detroit	337	76	236	25	85	200	42.5	3	11	27.3
2)	Atlanta	309	64	220	25	83	179	46.4	1	5	20.0
3)	Dallas	300	67	208	25	84	189	44.4	7	10	70.0
4)	Washington	299	119	155	25	58	169	34.3	12	16	75.0
5)	New Orleans	297	56	224	17	76	176	43.2	6	12	50.0
6t)	Green Bay	289	73	177	39	82	189	43.4	4	9	44.4
6t)	Philadelphia	289	95	164	30	74	193	38.3	9	16	56.3
8)	San Francisco	285	118	148	19	61	169	36.1	5	9	55.6
9t)	Carolina	284	106	150	28	72	173	41.6	3	9	33.3
9t)	New York Giants	284	85	168	31	71	174	40.8	5	10	50.0
11)	Seattle	272	113	133	26	64	174	36.8	11	18	61.1
12)	Tampa Bay	260	79	159	22	61	179	34.1	7	13	53.8
13)	Minnesota	259	92	142	25	63	180	35.0	6	9	66.7
14)	Chicago	258	81	149	28	73	191	38.2	5	13	38.5
15)	St. Louis	253	72	165	16	61	187	32.6	12	22	54.5
16)	Arizona	220	55	146	19	52	203	25.6	8	21	38.1
Totals		4495	1351	2744	400	1120	2925	38.3	104	203	51.2

NFC / DEFENSE/OPPONENTS: FIRST DOWNS, THIRD DOWNS, FOURTH DOWNS

Rank	Team	FIRST DOWNS				THIRD DOWNS			FOURTH DOWNS		
		Total	Rush	Pass	Pen	Made	Att	Pct	Made	Att	Pct
1t)	Chicago	251	71	157	23	68	191	35.6	9	14	64.3
1t)	San Francisco	251	61	158	32	57	190	30.0	13	24	54.2
3)	Arizona	253	92	142	19	66	195	33.8	2	7	28.6
4)	Atlanta	255	89	156	10	69	170	40.6	3	9	33.3
5)	Seattle	258	73	161	24	71	176	40.3	1	7	14.3
6)	Dallas	260	70	164	26	65	172	37.8	6	11	54.5
7t)	Detroit	267	93	144	30	66	182	36.3	5	6	83.3
7t)	Philadelphia	267	85	156	26	73	185	39.5	2	9	22.2
9)	Green Bay	273	70	171	32	73	191	38.2	8	20	40.0
10)	New York Giants	274	90	170	14	69	166	41.6	8	17	47.1
11)	St. Louis	287	95	172	20	67	184	36.4	6	12	50.0
12)	Carolina	292	94	170	28	65	175	37.1	8	15	53.3
13)	Washington	295	74	193	28	83	187	44.4	5	10	50.0
14)	Tampa Bay	300	70	203	27	81	194	41.8	5	11	45.5
15)	Minnesota	310	78	203	29	88	206	42.7	10	19	52.6
16)	New Orleans	334	102	207	25	68	182	37.4	9	18	50.0
Totals		4427	1307	2727	393	1129	2946	38.3	100	209	47.8

WEEK 15 / THROUGH MONDAY, DECEMBER 17, 2012

NFL / OFFENSE/TEAMS: FIRST DOWNS, THIRD DOWNS, FOURTH DOWNS

Rank	Team	FIRST DOWNS				THIRD DOWNS			FOURTH DOWNS		
		Total	Rush	Pass	Pen	Made	Att	Pct	Made	Att	Pct
1)	New England	393	133	226	34	98	198	49.5	6	9	66.7
2)	Detroit	337	76	236	25	85	200	42.5	3	11	27.3
3)	Indianapolis	325	99	187	39	83	198	41.9	7	8	87.5
4)	Denver	319	94	194	31	80	186	43.0	3	5	60.0
5)	Houston	311	110	183	18	77	199	38.7	4	7	57.1
6)	Atlanta	309	64	220	25	83	179	46.4	1	5	20.0
7)	Dallas	300	67	208	25	84	189	44.4	7	10	70.0
8)	Washington	299	119	155	25	58	169	34.3	12	16	75.0
9)	New Orleans	297	56	224	17	76	176	43.2	6	12	50.0
10t)	Green Bay	289	73	177	39	82	189	43.4	4	9	44.4
10t)	Philadelphia	289	95	164	30	74	193	38.3	9	16	56.3
12)	San Francisco	285	118	148	19	61	169	36.1	5	9	55.6
13t)	Carolina	284	106	150	28	72	173	41.6	3	9	33.3
13t)	New York Giants	284	85	168	31	71	174	40.8	5	10	50.0
15)	Pittsburgh	275	68	185	22	87	197	44.2	5	12	41.7
16)	Seattle	272	113	133	26	64	174	36.8	11	18	61.1
17)	Oakland	271	66	183	22	65	190	34.2	4	14	28.6
18)	Buffalo	268	92	157	19	64	169	37.9	3	6	50.0
19)	Cincinnati	267	93	155	19	67	189	35.4	11	15	73.3
20)	Baltimore	266	80	157	29	64	181	35.4	4	12	33.3
21)	San Diego	264	75	167	22	78	194	40.2	4	9	44.4
22)	New York Jets	262	88	141	33	71	189	37.6	7	12	58.3
23)	Tampa Bay	260	79	159	22	61	179	34.1	7	13	53.8
24)	Minnesota	259	92	142	25	63	180	35.0	6	9	66.7
25)	Chicago	258	81	149	28	73	191	38.2	5	13	38.5
26)	Kansas City	256	99	136	21	64	188	34.0	7	14	50.0
27)	Miami	254	79	140	35	66	180	36.7	5	14	35.7
28)	St. Louis	253	72	165	16	61	187	32.6	12	22	54.5
29)	Cleveland	241	61	160	20	61	196	31.1	5	11	45.5
30)	Tennessee	238	61	155	22	73	188	38.8	5	11	45.5
31)	Jacksonville	226	64	130	32	53	185	28.6	7	21	33.3
32)	Arizona	220	55	146	19	52	203	25.6	8	21	38.1
Totals		8931	2713	5400	818	2271	5952	38.2	191	383	49.9

NFL / DEFENSE/OPPONENTS: FIRST DOWNS, THIRD DOWNS, FOURTH DOWNS

Rank	Team	FIRST DOWNS				THIRD DOWNS			FOURTH DOWNS		
		Total	Rush	Pass	Pen	Made	Att	Pct	Made	Att	Pct
1)	Pittsburgh	239	73	144	22	66	181	36.5	7	8	87.5
2t)	Houston	251	75	150	26	53	182	29.1	5	15	33.3
2t)	Chicago	251	71	157	23	68	191	35.6	9	14	64.3
2t)	San Francisco	251	61	158	32	57	190	30.0	13	24	54.2
5t)	Kansas City	253	91	145	17	66	174	37.9	3	4	75.0
5t)	Arizona	253	92	142	19	66	195	33.8	2	7	28.6
7)	Atlanta	255	89	156	10	69	170	40.6	3	9	33.3
8)	Seattle	258	73	161	24	71	176	40.3	1	7	14.3
9)	Denver	259	62	168	29	59	190	31.1	6	15	40.0
10)	Dallas	260	70	164	26	65	172	37.8	6	11	54.5
11)	New York Jets	262	88	144	30	75	199	37.7	10	13	76.9
12t)	Detroit	267	93	144	30	66	182	36.3	5	6	83.3
12t)	Philadelphia	267	85	156	26	73	185	39.5	2	9	22.2
14)	Cincinnati	269	81	167	21	72	187	38.5	2	9	22.2
15)	Green Bay	273	70	171	32	73	191	38.2	8	20	40.0
16t)	Oakland	274	87	163	24	75	186	40.3	7	13	53.8
16t)	New York Giants	274	90	170	14	69	166	41.6	8	17	47.1
18)	Miami	275	61	190	24	73	208	35.1	9	13	69.2
19)	San Diego	281	74	181	26	80	188	42.6	4	9	44.4
20)	Indianapolis	284	86	170	28	68	176	38.6	3	6	50.0
21)	St. Louis	287	95	172	20	67	184	36.4	6	12	50.0
22)	Carolina	292	94	170	28	65	175	37.1	8	15	53.3
23)	Washington	295	74	193	28	83	187	44.4	5	10	50.0
24)	Cleveland	299	92	175	32	71	195	36.4	7	11	63.6
25)	Tampa Bay	300	70	203	27	81	194	41.8	5	11	45.5
26)	New England	302	89	183	30	73	177	41.2	8	20	40.0
27)	Baltimore	306	100	175	31	78	209	37.3	6	12	50.0
28)	Tennessee	309	108	178	23	76	187	40.6	4	8	50.0
29)	Minnesota	310	78	203	29	88	206	42.7	10	19	52.6
30)	Buffalo	312	118	165	29	78	178	43.8	6	11	54.5
31)	Jacksonville	329	121	175	33	79	189	41.8	4	7	57.1
32)	New Orleans	334	102	207	25	68	182	37.4	9	18	50.0
Totals		8931	2713	5400	818	2271	5952	38.2	191	383	49.9

WEEK 15 / THROUGH MONDAY, DECEMBER 17, 2012**AFC / TOTAL OFFENSE**

Rank	Team	Total	Rushing	Passing	Total	Rushing	Passing
1)	New England	6054	1914	4140	432.4	136.7	295.7
2)	Denver	5421	1542	3879	387.2	110.1	277.1
3)	Houston	5415	1988	3427	386.8	142.0	244.8
4)	Indianapolis	5246	1500	3746	374.7	107.1	267.6
5)	Oakland	5050	1258	3792	360.7	89.9	270.9
6)	Cincinnati	4867	1684	3183	347.6	120.3	227.4
7)	Pittsburgh	4832	1351	3481	345.1	96.5	248.6
8)	Buffalo	4771	1954	2817	340.8	139.6	201.2
9)	Baltimore	4755	1471	3284	339.6	105.1	234.6
10)	Tennessee	4609	1529	3080	329.2	109.2	220.0
11)	Kansas City	4482	1950	2532	320.1	139.3	180.9
12)	Cleveland	4475	1364	3111	319.6	97.4	222.2
13)	Miami	4427	1573	2854	316.2	112.4	203.9
14)	San Diego	4323	1304	3019	308.8	93.1	215.6
15)	New York Jets	4230	1694	2536	302.1	121.0	181.1
16)	Jacksonville	3977	1154	2823	284.1	82.4	201.6

AFC / TOTAL DEFENSE

Rank	Team	Total	Rushing	Passing	Total	Rushing	Passing
1)	Pittsburgh	3826	1298	2528	273.3	92.7	180.6
2)	Denver	4300	1274	3026	307.1	91.0	216.1
3)	Cincinnati	4485	1414	3071	320.4	101.0	219.4
4)	Houston	4562	1305	3257	325.9	93.2	232.6
5)	New York Jets	4617	1942	2675	329.8	138.7	191.1
6)	San Diego	4733	1358	3375	338.1	97.0	241.1
7)	Miami	4884	1413	3471	348.9	100.9	247.9
8)	Kansas City	4928	1909	3019	352.0	136.4	215.6
9)	Indianapolis	5129	1746	3383	366.4	124.7	241.6
10)	Cleveland	5152	1689	3463	368.0	120.6	247.4
11)	Tennessee	5165	1797	3368	368.9	128.4	240.6
12)	Buffalo	5173	2018	3155	369.5	144.1	225.4
13)	Oakland	5191	1715	3476	370.8	122.5	248.3
14)	Baltimore	5240	1851	3389	374.3	132.2	242.1
15)	New England	5275	1490	3785	376.8	106.4	270.4
16)	Jacksonville	5518	2074	3444	394.1	148.1	246.0

NFC / TOTAL OFFENSE

Rank	Team	Total	Rushing	Passing	Total	Rushing	Passing
1)	Detroit	5691	1462	4229	406.5	104.4	302.1
2)	New Orleans	5571	1398	4173	397.9	99.9	298.1
3)	Washington	5457	2307	3150	389.8	164.8	225.0
4)	Atlanta	5284	1259	4025	377.4	89.9	287.5
5)	Dallas	5252	1125	4127	375.1	80.4	294.8
6)	New York Giants	5104	1610	3494	364.6	115.0	249.6
7)	San Francisco	5064	2280	2784	361.7	162.9	198.9
8)	Tampa Bay	5025	1613	3412	358.9	115.2	243.7
9)	Carolina	4970	1703	3267	355.0	121.6	233.4
10)	Philadelphia	4939	1674	3265	352.8	119.6	233.2
11)	Seattle	4902	2250	2652	350.1	160.7	189.4
12)	Green Bay	4886	1513	3373	349.0	108.1	240.9
13)	St. Louis	4648	1546	3102	332.0	110.4	221.6
14)	Minnesota	4596	2243	2353	328.3	160.2	168.1
15)	Chicago	4283	1674	2609	305.9	119.6	186.4
16)	Arizona	3699	1120	2579	264.2	80.0	184.2

NFC / TOTAL DEFENSE

Rank	Team	Total	Rushing	Passing	Total	Rushing	Passing
1)	San Francisco	4102	1276	2826	293.0	91.1	201.9
2)	Seattle	4255	1488	2767	303.9	106.3	197.6
3)	Chicago	4475	1526	2949	319.6	109.0	210.6
4)	St. Louis	4691	1647	3044	335.1	117.6	217.4
5)	Carolina	4699	1651	3048	335.6	117.9	217.7
6)	Arizona	4701	1911	2790	335.8	136.5	199.3
7)	Detroit	4725	1672	3053	337.5	119.4	218.1
8t)	Dallas	4764	1613	3151	340.3	115.2	225.1
8t)	Green Bay	4764	1600	3164	340.3	114.3	226.0
10)	Philadelphia	4781	1708	3073	341.5	122.0	219.5
11)	Atlanta	4961	1748	3213	354.4	124.9	229.5
12)	Minnesota	5008	1586	3422	357.7	113.3	244.4
13)	New York Giants	5284	1732	3552	377.4	123.7	253.7
14)	Washington	5336	1342	3994	381.1	95.9	285.3
15)	Tampa Bay	5515	1166	4349	393.9	83.3	310.6
16)	New Orleans	6066	2048	4018	433.3	146.3	287.0

WEEK 15 / THROUGH MONDAY, DECEMBER 17, 2012**NFL / TOTAL OFFENSE**

Rank	Team	Total	Rushing	Passing	Total	Rushing	Passing
1)	New England	6054	1914	4140	432.4	136.7	295.7
2)	Detroit	5691	1462	4229	406.5	104.4	302.1
3)	New Orleans	5571	1398	4173	397.9	99.9	298.1
4)	Washington	5457	2307	3150	389.8	164.8	225.0
5)	Denver	5421	1542	3879	387.2	110.1	277.1
6)	Houston	5415	1988	3427	386.8	142.0	244.8
7)	Atlanta	5284	1259	4025	377.4	89.9	287.5
8)	Dallas	5252	1125	4127	375.1	80.4	294.8
9)	Indianapolis	5246	1500	3746	374.7	107.1	267.6
10)	New York Giants	5104	1610	3494	364.6	115.0	249.6
11)	San Francisco	5064	2280	2784	361.7	162.9	198.9
12)	Oakland	5050	1258	3792	360.7	89.9	270.9
13)	Tampa Bay	5025	1613	3412	358.9	115.2	243.7
14)	Carolina	4970	1703	3267	355.0	121.6	233.4
15)	Philadelphia	4939	1674	3265	352.8	119.6	233.2
16)	Seattle	4902	2250	2652	350.1	160.7	189.4
17)	Green Bay	4886	1513	3373	349.0	108.1	240.9
18)	Cincinnati	4867	1684	3183	347.6	120.3	227.4
19)	Pittsburgh	4832	1351	3481	345.1	96.5	248.6
20)	Buffalo	4771	1954	2817	340.8	139.6	201.2
21)	Baltimore	4755	1471	3284	339.6	105.1	234.6
22)	St. Louis	4648	1546	3102	332.0	110.4	221.6
23)	Tennessee	4609	1529	3080	329.2	109.2	220.0
24)	Minnesota	4596	2243	2353	328.3	160.2	168.1
25)	Kansas City	4482	1950	2532	320.1	139.3	180.9
26)	Cleveland	4475	1364	3111	319.6	97.4	222.2
27)	Miami	4427	1573	2854	316.2	112.4	203.9
28)	San Diego	4323	1304	3019	308.8	93.1	215.6
29)	Chicago	4283	1674	2609	305.9	119.6	186.4
30)	New York Jets	4230	1694	2536	302.1	121.0	181.1
31)	Jacksonville	3977	1154	2823	284.1	82.4	201.6
32)	Arizona	3699	1120	2579	264.2	80.0	184.2

NFL / TOTAL DEFENSE

Rank	Team	Total	Rushing	Passing	Total	Rushing	Passing
1)	Pittsburgh	3826	1298	2528	273.3	92.7	180.6
2)	San Francisco	4102	1276	2826	293.0	91.1	201.9
3)	Seattle	4255	1488	2767	303.9	106.3	197.6
4)	Denver	4300	1274	3026	307.1	91.0	216.1
5)	Chicago	4475	1526	2949	319.6	109.0	210.6
6)	Cincinnati	4485	1414	3071	320.4	101.0	219.4
7)	Houston	4562	1305	3257	325.9	93.2	232.6
8)	New York Jets	4617	1942	2675	329.8	138.7	191.1
9)	St. Louis	4691	1647	3044	335.1	117.6	217.4
10)	Carolina	4699	1651	3048	335.6	117.9	217.7
11)	Arizona	4701	1911	2790	335.8	136.5	199.3
12)	Detroit	4725	1672	3053	337.5	119.4	218.1
13)	San Diego	4733	1358	3375	338.1	97.0	241.1
14t)	Dallas	4764	1613	3151	340.3	115.2	225.1
14t)	Green Bay	4764	1600	3164	340.3	114.3	226.0
16)	Philadelphia	4781	1708	3073	341.5	122.0	219.5
17)	Miami	4884	1413	3471	348.9	100.9	247.9
18)	Kansas City	4928	1909	3019	352.0	136.4	215.6
19)	Atlanta	4961	1748	3213	354.4	124.9	229.5
20)	Minnesota	5008	1586	3422	357.7	113.3	244.4
21)	Indianapolis	5129	1746	3383	366.4	124.7	241.6
22)	Cleveland	5152	1689	3463	368.0	120.6	247.4
23)	Tennessee	5165	1797	3368	368.9	128.4	240.6
24)	Buffalo	5173	2018	3155	369.5	144.1	225.4
25)	Oakland	5191	1715	3476	370.8	122.5	248.3
26)	Baltimore	5240	1851	3389	374.3	132.2	242.1
27)	New England	5275	1490	3785	376.8	106.4	270.4
28)	New York Giants	5284	1732	3552	377.4	123.7	253.7
29)	Washington	5336	1342	3994	381.1	95.9	285.3
30)	Tampa Bay	5515	1166	4349	393.9	83.3	310.6
31)	Jacksonville	5518	2074	3444	394.1	148.1	246.0
32)	New Orleans	6066	2048	4018	433.3	146.3	287.0

WEEK 15 / THROUGH MONDAY, DECEMBER 17, 2012

AFC / TAKE-AWAYS, GIVE-AWAYS

Rank	Team	TAKE-AWAYS			GIVE-AWAYS			Net Diff
		Int	Fum	Total	Int	Fum	Total	
1)	New England	16	20	36	7	7	14	= +22
2)	Houston	15	13	28	11	2	13	= +15
3)	Baltimore	13	12	25	10	5	15	= +10
4)	Cleveland	16	12	28	17	4	21	= +7
5)	Cincinnati	11	15	26	14	9	23	= +3
6)	Jacksonville	10	11	21	11	9	20	= +1
7)	Denver	16	7	23	10	13	23	= 0
8)	San Diego	12	13	25	15	11	26	= -1
9)	Tennessee	16	5	21	14	12	26	= -5
10)	Oakland	10	7	17	14	10	24	= -7
11)	Buffalo	11	8	19	16	13	29	= -10
12)	New York Jets	11	11	22	17	16	33	= -11
13)	Miami	9	3	12	12	12	24	= -12
14)	Pittsburgh	7	6	13	12	15	27	= -14
15)	Indianapolis	8	2	10	18	9	27	= -17
16)	Kansas City	7	5	12	18	16	34	= -22
Totals		188	150	338	216	163	379	= -41

NFC / TAKE-AWAYS, GIVE-AWAYS

Rank	Team	TAKE-AWAYS			GIVE-AWAYS			Net Diff
		Int	Fum	Total	Int	Fum	Total	
1)	Chicago	21	16	37	16	7	23	= +14
2t)	New York Giants	20	14	34	15	6	21	= +13
2t)	Washington	17	9	26	7	6	13	= +13
4)	Seattle	16	12	28	9	8	17	= +11
5)	Atlanta	18	9	27	14	4	18	= +9
6)	San Francisco	12	10	22	7	7	14	= +8
7)	Tampa Bay	17	7	24	12	5	17	= +7
8)	Green Bay	16	5	21	8	7	15	= +6
9)	Arizona	22	10	32	18	11	29	= +3
10)	Carolina	9	12	21	10	9	19	= +2
11)	New Orleans	14	10	24	18	5	23	= +1
12t)	Minnesota	10	9	19	12	10	22	= -3
12t)	St. Louis	13	3	16	12	7	19	= -3
14t)	Dallas	7	9	16	16	9	25	= -9
14t)	Detroit	11	6	17	15	11	26	= -9
16)	Philadelphia	7	5	12	13	21	34	= -22
Totals		230	146	376	202	133	335	= +41

NFL / TAKE-AWAYS, GIVE-AWAYS

Rank	Team	TAKE-AWAYS			GIVE-AWAYS			Net Diff
		Int	Fum	Total	Int	Fum	Total	
1)	New England	16	20	36	7	7	14	= +22
2)	Houston	15	13	28	11	2	13	= +15
3)	Chicago	21	16	37	16	7	23	= +14
4t)	New York Giants	20	14	34	15	6	21	= +13
4t)	Washington	17	9	26	7	6	13	= +13
6)	Seattle	16	12	28	9	8	17	= +11
7)	Baltimore	13	12	25	10	5	15	= +10
8)	Atlanta	18	9	27	14	4	18	= +9
9)	San Francisco	12	10	22	7	7	14	= +8
10t)	Cleveland	16	12	28	17	4	21	= +7
10t)	Tampa Bay	17	7	24	12	5	17	= +7
12)	Green Bay	16	5	21	8	7	15	= +6
13t)	Cincinnati	11	15	26	14	9	23	= +3
13t)	Arizona	22	10	32	18	11	29	= +3
15)	Carolina	9	12	21	10	9	19	= +2
16t)	Jacksonville	10	11	21	11	9	20	= +1
16t)	New Orleans	14	10	24	18	5	23	= +1
18)	Denver	16	7	23	10	13	23	= 0
19)	San Diego	12	13	25	15	11	26	= -1
20t)	Minnesota	10	9	19	12	10	22	= -3
20t)	St. Louis	13	3	16	12	7	19	= -3
22)	Tennessee	16	5	21	14	12	26	= -5
23)	Oakland	10	7	17	14	10	24	= -7
24t)	Dallas	7	9	16	16	9	25	= -9
24t)	Detroit	11	6	17	15	11	26	= -9
26)	Buffalo	11	8	19	16	13	29	= -10
27)	New York Jets	11	11	22	17	16	33	= -11
28)	Miami	9	3	12	12	12	24	= -12
29)	Pittsburgh	7	6	13	12	15	27	= -14
30)	Indianapolis	8	2	10	18	9	27	= -17
31t)	Kansas City	7	5	12	18	16	34	= -22
31t)	Philadelphia	7	5	12	13	21	34	= -22
Totals		418	296	714	418	296	714	= 0

WEEK 15 / THROUGH MONDAY, DECEMBER 17, 2012

Team/Offense Rank (Within League)

BAL	BUF	CIN	CLE	DEN	HOU	IND	JAX	KC	MIA	NE	NYJ	OAK	PIT	SD	TEN		ARI	ATL	CAR	CHI	DAL	DET	GB	MIN	NO	NYG	PHI	STL	SF	SEA	TB	WAS
21	20	18	26	5	6	9	31	25	27	1	30	12	19	28	23	TYds/G	32	7	14	29	8	2	17	24	3	10	15	22	11	16	13	4
17	14	19	26	9	13	20	30	27	25	8	31	15	22	29	16	TYds/P	32	5	7	28	11	12	18	21	2	4	23	24	3	10	6	1
22	6	11	25	18	5	21	30	7	16	8	10	29	26	27	19	RYds/G	32	28	9	12t	31	23	20	4	24	15	12t	17	2	3	14	1
18	4	13	24	27	15	22	30	8	20	17	23	25	26	28	6	RshAvg	31	29	12	19	32	16	21	1	10	9	7	14	2	5	11	3
14	25	17	19	6	11	8	24	31	23	3	30	7	10	22	21	PsYd/G	29	5	15	28	4	1	13	32	2	9	16	20	26	27	12	18
17	23	19	21	2	11	18	30	29	20	5	28	14	16	26	24	PasAvg	32	3	4	27	12	15	13	31	6	7	25	22	10	9	8	1
6	29	22	27	5	8	26	7	32	18	1	31	15	9	23t	21	%HdInt	28	17	11	30	19	10	2	20	25	23t	12	13	4	14	16	3
17	14	25	10	3	4	16	27	24	15	2	26	8	12	28	13	Sac/PP	31	9	21	30	11	6	29	18	5	1	23	20	32	19	7	22
20	18	19	29	4	5	3	31	26	27	1	22	17	15	21	30	1D/Gm	32	6	13t	25	7	2	10t	24	9	13t	10t	28	12	16	23	8
23	17	22	30	7	14	9	31	28	20	1	18	26	4	12	13	3D Eff	32	2	10	16	3	8	5	24	6	11	15	29	21	19	27	25
27t	15t	3	19t	8	10	1	27t	15t	26	5t	9	30	23	21t	19t	4D Eff	25	32	27t	24	4	31	21t	5t	15t	15t	11	13	12	7	14	2
14	1	4	2	13	9	8	30	16	7	3	11	32	26	27t	5	PR Avg	21	27t	25	20	10	18	19	22	24	27t	6	31	12	23	15	17
2	3	19	10	17	26	31	23	22	1	25	5	20	9	18	12	KR Avg	15	13	21	32	24	30	14	7	8	6	27	28	11	4	29	16
5	22	18	29	17	12	4	7	9	1	28	20	8	26	6	11	GPntAv	16	14	30	31	24	32	25	21	2	13	10	19	3	15	23	27
12	30	9	29	4	15	13	3	14	8	24	16	22	27	11	6	NPntAv	10	7	32	19	21	31	18	17	1	23	28	20	2	5	26	25
12	19	9	24	2	3	18	31	32	25	1	28	26	20	21	23	Pts/Gm	30	7	22	16	15	14	13	17	4	6	29	27	8	11	10	5
5	3	14t	1t	27	23t	28	6t	14t	21t	23t	29	8t	1t	6t	25t	FG%	12t	16	25t	17	4	12t	32	8t	19	18	10	30	31	11	20	21t

Opponent/Defense Rank (Within League)

BAL	BUF	CIN	CLE	DEN	HOU	IND	JAX	KC	MIA	NE	NYJ	OAK	PIT	SD	TEN		ARI	ATL	CAR	CHI	DAL	DET	GB	MIN	NO	NYG	PHI	STL	SF	SEA	TB	WAS
26	24	6	22	4	7	21	31	18	17	27	8	25	1	13	23	TYds/G	11	19	10	5	14t	12	14t	20	32	28	16	9	2	3	30	29
14	22	5	17	3	11	27	21	28	12	24	7	26	2	15	20	TYds/P	8	25	16	6	23	18	13	9	32	31	19	10	1	4	30	29
26	30	9	19	2	5	23	32	27	8	11	29	21	4	7	25	RYds/G	28	24	17	12	15	18	14	13	31	22	20	16	3	10	1	6
9	32	10	16	2	12	29	17	28	6	7	24	21	4	5	15	RshAvg	19	30	20	18	23	27	22	8	31	26	11	14	3	25	1	13
22	15	12	25	8	18	21	24	7	26	29	2	27	1	20	19	PsYd/G	4	17	10	6	14	11	16	23	31	28	13	9	5	3	32	30
19	17	6	15	5	9	24	27	30	16	28	7	26	2	18	20	PasAvg	10	21	12	4	23	14	8	13	31	29	22	11	1	3	32	25
16	20	22	12	7	13	29	23	27	28	8	17	24	32	19	5	%HdInt	1	4	25	3	31	21	9	26	15	2	30	14	18	6	11	10
20	13	2	15	3	5	26	32	22	9	25	24	31	23	27	18	Sac/PP	4	21	7	11	8	17	6	16	28	12	19	1	14	10	30	29
27	30	14	24	9	2t	20	31	5t	18	26	11	16t	1	19	28	1D/Gm	5t	7	22	2t	10	12t	15	29	32	16t	12t	21	2t	8	25	23
12	31	18	8	3	1	19	28	16	5	25	14	21	10	29	24	3D Eff	4	23	11	6	15	7	17	30	13	26	20	9	2	22	27	32
13t	23t	2t	26	7t	5t	13t	25	29	28	7t	30	21	32	10	13t	4D Eff	4	5t	20	27	23t	31	7t	19	13t	12	2t	13t	22	1	11	13t
8	32	9	25	3	19	29	10	31	28	2	17	18	27	15	14	PR Avg	11	12	16	1	23	24	4	7	21	20	30	22	6	13	26	5
8	12	20	2	5	19	22	30	24	25	4	7	28	16	6	32	KR Avg	29	11	1	3	9	17	13	18	26	15	23	21	31	10	27	14
21	9	15	23	31	19	28	26	29	14	32	10	24	12	20	4	GPntAv	8	30	22	2	17	25	5	1	11	7	3	16	18	6	13	27
22	3	2	1	30	19	29	23	10	16t	27	16t	32	12	26	6	NPntAv	9	31	28	7	5	25	13	18	11	24	4	21	8	15	14	20
13	31t	10	15	5	7	24	29	25	6	17t	20	31t	8	16	30	Pts/Gm	11	4	19	3	21	28	9	14	27	12	26	17t	1	2	22	23
31	6	25t	12	24	19	8	13	15	5	22t	2	18	21	22t	28t	FG%	4	10t	30	16	28t	3	17	10t	14	20	25t	7	9	32	1	25t

AFC / LEADING PASSERS

Player, Team	Att	Comp	Pct Comp	Yds	Avg Gain	TD	Pct TD	Long	Int	Pct Int	Rating Points
Manning, Den.	511	347	67.9	4016	7.86	31	6.1	71t	10	2.0	103.5
Brady, N.E.	560	355	63.4	4276	7.64	30	5.4	83t	6	1.1	100.1
Roethlisberger, Pit.	398	255	64.1	2911	7.31	22	5.5	82t	6	1.5	98.1
Schaub, Hou.	476	308	64.7	3555	7.47	22	4.6	60t	10	2.1	93.8
Dalton, Cin.	472	295	62.5	3313	7.02	26	5.5	59t	14	3.0	89.4
Flacco, Bal.	487	288	59.1	3474	7.13	20	4.1	61t	10	2.1	86.2
Rivers, S.D.	488	314	64.3	3290	6.74	22	4.5	80t	15	3.1	86.0
Palmer, Oak.	562	342	60.9	3987	7.09	22	3.9	64t	14	2.5	85.0
Fitzpatrick, Buf.	444	274	61.7	2935	6.61	22	5.0	68t	15	3.4	83.5
Hasselbeck, Ten.	221	138	62.4	1367	6.19	7	3.2	37	5	2.3	81.0
Gabbert, Jac.	278	162	58.3	1662	5.98	9	3.2	80t	6	2.2	77.4
Locker, Ten.	269	155	57.6	1884	7.00	9	3.3	71t	9	3.3	76.5
*Tannehill, Mia.	424	249	58.7	2929	6.91	10	2.4	80t	12	2.8	75.9
Henne, Jac.	216	112	51.9	1438	6.66	8	3.7	81t	5	2.3	75.7
*Luck, Ind.	564	308	54.6	3978	7.05	20	3.5	61t	18	3.2	75.5
*Weeden, Cle.	498	285	57.2	3281	6.59	14	2.8	71t	17	3.4	72.4
Sanchez, NY-J	418	229	54.8	2678	6.41	13	3.1	66	17	4.1	67.9
Cassel, K.C.	277	161	58.1	1796	6.48	6	2.2	46	12	4.3	66.7

AFC / LEADING PASSERS, RANKS

Player, Team	Att	Comp	Pct Comp	Yds	Avg Gain	TD	Pct TD	Long	Int	Pct Int	Rating Points
Manning, Den.	4	2	1	2	1	1	1		7t	3	1
Brady, N.E.	3	1	5	1	2	2	4		3t	1	2
Roethlisberger, Pit.	13	11	4	12	4	4t	2		3t	2	3
Schaub, Hou.	8	5t	2	5	3	4t	6		7t	5	4
Dalton, Cin.	9	7	6	7	8	3	3		12t	11	5
Flacco, Bal.	7	8	10	6	5	9t	8		7t	4	6
Rivers, S.D.	6	4	3	8	11	4t	7		14t	12	7
Palmer, Oak.	2	3	9	3	6	4t	9		12t	9	8
Fitzpatrick, Buf.	10	10	8	10	13	4t	5		14t	15	9
Hasselbeck, Ten.	17	17	7	18	17	17	14		1t	7	10
Gabbert, Jac.	14	14	12	16	18	14t	13		3t	6	11
Locker, Ten.	16	16	14	14	9	14t	12		6	14	12
*Tannehill, Mia.	11	12	11	11	10	13	17		10t	10	13
Henne, Jac.	18	18	18	17	12	16	10		1t	8	14
*Luck, Ind.	1	5t	17	4	7	9t	11		18	13	15
*Weeden, Cle.	5	9	15	9	14	11	16		16t	16	16
Sanchez, NY-J	12	13	16	13	16	12	15		16t	17	17
Cassel, K.C.	15	15	13	15	15	18	18		10t	18	18

NFC / LEADING PASSERS

Player, Team	Att	Comp	Pct Comp	Yds	Avg Gain	TD	Pct TD	Long	Int	Pct Int	Rating Points
Rodgers, G.B.	474	316	66.7	3588	7.57	32	6.8	72t	8	1.7	104.7
*Griffin III, Was.	351	233	66.4	2902	8.27	18	5.1	88t	4	1.1	104.2
Ale. Smith, S.F.	217	152	70.0	1731	7.98	13	6.0	55	5	2.3	104.1
Ryan, Atl.	539	369	68.5	4202	7.80	27	5.0	80t	14	2.6	97.5
*Wilson, Sea.	353	222	62.9	2697	7.64	21	5.9	67	9	2.5	95.5
Brees, N.O.	574	356	62.0	4335	7.55	36	6.3	80t	18	3.1	93.1
Romo, Dal.	568	379	66.7	4269	7.52	22	3.9	85t	16	2.8	90.2
Newton, Car.	423	246	58.2	3451	8.16	18	4.3	82	10	2.4	88.9
Freeman, T.B.	469	257	54.8	3471	7.40	25	5.3	95	12	2.6	85.7
Manning, NY-G	487	294	60.4	3590	7.37	20	4.1	80t	15	3.1	84.0
Bradford, St.L	482	290	60.2	3254	6.75	18	3.7	65	11	2.3	83.3
Cutler, Chi.	377	225	59.7	2630	6.98	17	4.5	56	14	3.7	80.4
Vick, Phi.	316	185	58.5	2165	6.85	11	3.5	77t	9	2.8	79.2
Stafford, Det.	629	374	59.5	4252	6.76	17	2.7	57	15	2.4	78.9
Ponder, Min.	425	268	63.1	2527	5.95	14	3.3	54	12	2.8	78.6
*Foles, Phi.	217	129	59.4	1356	6.25	5	2.3	46	4	1.8	77.7
J. Skelton, Ariz	201	109	54.2	1132	5.63	2	1.0	40	9	4.5	55.4

NFC / LEADING PASSERS, RANKS

Player, Team	Att	Comp	Pct Comp	Yds	Avg Gain	TD	Pct TD	Long	Int	Pct Int	Rating Points
Rodgers, G.B.	7	5	4	6	6	2	1		4	2	1
*Griffin III, Was.	13	11	5	10	1	8t	6		1t	1	2
Ale. Smith, S.F.	15t	15	1	15	3	14	3		3	5	3
Ryan, Atl.	4	3	2	4	4	3	7		12t	10	4
*Wilson, Sea.	12	13	7	11	5	6	4		5t	8	5
Brees, N.O.	2	4	8	1	7	1	2		17	15	6
Romo, Dal.	3	1	3	2	8	5	11		16	11	7
Newton, Car.	10	10	15	8	2	8t	9		8	6	8
Freeman, T.B.	8	9	16	7	9	4	5		10t	9	9
Manning, NY-G	5	6	9	5	10	7	10		14t	14	10
Bradford, St.L	6	7	10	9	14	8t	12		9	4	11
Cutler, Chi.	11	12	11	12	11	11t	8		12t	16	12
Vick, Phi.	14	14	14	14	12	15	13		5t	13	13

Stafford, Det.	1	2	12	3	13	11t	15	14t	7	14
Ponder, Min.	9	8	6	13	16	13	14	10t	12	15
*Foles, Phi.	15t	16	13	16	15	18	16	1t	3	16
J. Skelton, Ariz	17	17t	17	19	17	20t	17	5t	17	17

NFL / LEADING PASSERS

Player, Team	Att	Comp	Pct Comp	Yds	Avg Gain	TD	Pct TD	Long	Int	Pct Int	Rating Points
Rodgers, G.B.	474	316	66.7	3588	7.57	32	6.8	72t	8	1.7	104.7
*Griffin III, Was.	351	233	66.4	2902	8.27	18	5.1	88t	4	1.1	104.2
Ale. Smith, S.F.	217	152	70.0	1731	7.98	13	6.0	55	5	2.3	104.1
Manning, Den.	511	347	67.9	4016	7.86	31	6.1	71t	10	2.0	103.5
Brady, N.E.	560	355	63.4	4276	7.64	30	5.4	83t	6	1.1	100.1
Roethlisberger, Pit.	398	255	64.1	2911	7.31	22	5.5	82t	6	1.5	98.1
Ryan, Atl.	539	369	68.5	4202	7.80	27	5.0	80t	14	2.6	97.5
*Wilson, Sea.	353	222	62.9	2697	7.64	21	5.9	67	9	2.5	95.5
Schaub, Hou.	476	308	64.7	3555	7.47	22	4.6	60t	10	2.1	93.8
Brees, N.O.	574	356	62.0	4335	7.55	36	6.3	80t	18	3.1	93.1
Romo, Dal.	568	379	66.7	4269	7.52	22	3.9	85t	16	2.8	90.2
Dalton, Cin.	472	295	62.5	3313	7.02	26	5.5	59t	14	3.0	89.4
Newton, Car.	423	246	58.2	3451	8.16	18	4.3	82	10	2.4	88.9
Flacco, Bal.	487	288	59.1	3474	7.13	20	4.1	61t	10	2.1	86.2
Rivers, S.D.	488	314	64.3	3290	6.74	22	4.5	80t	15	3.1	86.0
Freeman, T.B.	469	257	54.8	3471	7.40	25	5.3	95	12	2.6	85.7
Palmer, Oak.	562	342	60.9	3987	7.09	22	3.9	64t	14	2.5	85.0
Manning, NY-G	487	294	60.4	3590	7.37	20	4.1	80t	15	3.1	84.0
Fitzpatrick, Buf.	444	274	61.7	2935	6.61	22	5.0	68t	15	3.4	83.5
Bradford, St.L	482	290	60.2	3254	6.75	18	3.7	65	11	2.3	83.3
Hasselbeck, Ten.	221	138	62.4	1367	6.19	7	3.2	37	5	2.3	81.0
Cutler, Chi.	377	225	59.7	2630	6.98	17	4.5	56	14	3.7	80.4
Vick, Phi.	316	185	58.5	2165	6.85	11	3.5	77t	9	2.8	79.2
Stafford, Det.	629	374	59.5	4252	6.76	17	2.7	57	15	2.4	78.9
Ponder, Min.	425	268	63.1	2527	5.95	14	3.3	54	12	2.8	78.6
*Foles, Phi.	217	129	59.4	1356	6.25	5	2.3	46	4	1.8	77.7
Gabbert, Jac.	278	162	58.3	1662	5.98	9	3.2	80t	6	2.2	77.4
Locker, Ten.	269	155	57.6	1884	7.00	9	3.3	71t	9	3.3	76.5
*Tannehill, Mia.	424	249	58.7	2929	6.91	10	2.4	80t	12	2.8	75.9
Henne, Jac.	216	112	51.9	1438	6.66	8	3.7	81t	5	2.3	75.7
*Luck, Ind.	564	308	54.6	3978	7.05	20	3.5	61t	18	3.2	75.5
*Weeden, Cle.	498	285	57.2	3281	6.59	14	2.8	71t	17	3.4	72.4
Sanchez, NY-J	418	229	54.8	2678	6.41	13	3.1	66	17	4.1	67.9
Cassel, K.C.	277	161	58.1	1796	6.48	6	2.2	46	12	4.3	66.7
J. Skelton, Ariz	201	109	54.2	1132	5.63	2	1.0	40	9	4.5	55.4

NFL / LEADING PASSERS, RANKS

Player, Team	Att	Comp	Pct Comp	Yds	Avg Gain	TD	Pct TD	Long	Int	Pct Int	Rating Points
Rodgers, G.B.	15	8	5	10	8	2	1		9	4	1
*Griffin III, Was.	26	23	6	22	1	18t	10		1t	2	2
Ale. Smith, S.F.	32t	31	1	30	3	25t	4		3t	12	3
Manning, Den.	8	6	3	6	4	3	3		14t	6	4
Brady, N.E.	6	5	10	2	7	4	8		6t	1	5
Roethlisberger, Pit.	23	20	9	21	14	8t	6		6t	3	6
Ryan, Atl.	7	3	2	5	5	5	11		23t	19	7
*Wilson, Sea.	25	26	12	23	6	14	5		10t	17	8
Schaub, Hou.	14	10t	7	11	11	8t	13		14t	8	9
Brees, N.O.	2	4	15	1	9	1	2		34t	27	10
Romo, Dal.	3	1	4	3	10	8t	20		31	20	11
Dalton, Cin.	16	12	13	15	18	6	7		23t	24	12
Newton, Car.	21	22	27	14	2	18t	16		14t	14	13
Flacco, Bal.	11t	15	23	12	15	15t	17t		14t	7	14
Rivers, S.D.	10	9	8	16	25	8t	15		27t	25	15
Freeman, T.B.	17	19	31	13	12	7	9		19t	18	16
Palmer, Oak.	5	7	17	7	16	8t	19		23t	16	17
Manning, NY-G	11t	13	18	9	13	15t	17t		27t	26	18
Fitzpatrick, Buf.	18	17	16	19	27	8t	12		27t	30	19
Bradford, St.L	13	14	19	18	24	18t	21		18	11	20
Hasselbeck, Ten.	31	32	14	33	32	33t	28		3t	10	21
Cutler, Chi.	24	25	20	25	20	21t	14		23t	32	22
Vick, Phi.	27	27	25	27	22	27	24		10t	23	23
Stafford, Det.	1	2	21	4	23	21t	31		27t	15	24
Ponder, Min.	19	18	11	26	34	23t	26		19t	21	25
*Foles, Phi.	32t	33	22	34	31	36	33		1t	5	26
Gabbert, Jac.	28	28	26	31	33	29t	27		6t	9	27
Locker, Ten.	30	30	29	28	19	29t	25		10t	29	28
*Tannehill, Mia.	20	21	24	20	21	28	32		19t	22	29
Henne, Jac.	34	34	35	32	26	31t	22		3t	13	30
*Luck, Ind.	4	10t	33	8	17	15t	23		34t	28	31
*Weeden, Cle.	9	16	30	17	28	23t	30		32t	31	32

Sanchez, NY-J	22	24	32	24	30	25t	29	32t	33	33
Cassel, K.C.	29	29	28	29	29	35	34	19t	34	34
J. Skelton, Ariz	35	35t	34	37	35	38t	35	10t	35	35

AFC / FOURTH-QUARTER PASSING LEADERS

Rank	Player, Team	Att	Comp	Comp%	Yards	YPA	TD	TD%	Int	Int%	Rating
1)	Manning, Den.	119	72	60.5	847	7.12	9	7.6	0	0.0	107.4
2)	Flacco, Bal.	97	60	61.9	756	7.79	5	5.2	0	0.0	103.3
3)	Roethlisberger, Pit.	79	52	65.8	625	7.91	5	6.3	2	2.5	100.4
4)	Dalton, Cin.	112	71	63.4	864	7.71	9	8.0	4	3.6	99.0
5)	Brady, N.E.	128	78	60.9	980	7.66	5	3.9	1	0.8	94.5
6)	Palmer, Oak.	178	111	62.4	1266	7.11	8	4.5	5	2.8	87.0
7)	Gabbert, Jac.	84	52	61.9	519	6.18	4	4.8	2	2.4	85.4
8)	Hasselbeck, Ten.	84	54	64.3	468	5.57	4	4.8	2	2.4	84.8
9)	*Tannehill, Mia.	129	70	54.3	945	7.33	6	4.7	3	2.3	83.6
10)	Schaub, Hou.	81	55	67.9	519	6.41	3	3.7	3	3.7	82.3
11)	*Weeden, Cle.	122	71	58.2	888	7.28	5	4.1	5	4.1	77.5
12)	Sanchez, NY-J	104	57	54.8	695	6.68	4	3.8	3	2.9	76.4
13)	Henne, Jac.	95	49	51.6	639	6.73	4	4.2	3	3.2	74.0
14)	Cassel, K.C.	91	50	54.9	574	6.31	4	4.4	4	4.4	70.5
15)	Fitzpatrick, Buf.	106	63	59.4	548	5.17	6	5.7	6	5.7	68.4
16)	Rivers, S.D.	122	77	63.1	793	6.50	5	4.1	8	6.6	68.1
17)	*Luck, Ind.	154	79	51.3	1040	6.75	5	3.2	6	3.9	67.6
18)	Locker, Ten.	54	28	51.9	410	7.59	2	3.7	4	7.4	58.4
19)	Quinn, K.C.	57	25	43.9	272	4.77	0	0.0	1	1.8	51.2

NFC / FOURTH-QUARTER PASSING LEADERS

Rank	Player, Team	Att	Comp	Comp%	Yards	YPA	TD	TD%	Int	Int%	Rating
1)	Cutler, Chi.	81	53	65.4	791	9.77	8	9.9	2	2.5	119.9
2)	Rodgers, G.B.	101	63	62.4	843	8.35	9	8.9	2	2.0	110.3
3)	Kaepernick, S.F.	35	25	71.4	306	8.74	1	2.9	0	0.0	107.6
4)	Romo, Dal.	156	105	67.3	1200	7.69	9	5.8	3	1.9	101.4
5)	*Wilson, Sea.	99	59	59.6	702	7.09	6	6.1	1	1.0	97.3
6)	Kolb, Ariz	48	33	68.8	382	7.96	3	6.3	2	4.2	96.0
7)	Newton, Car.	111	69	62.2	1083	9.76	5	4.5	4	3.6	94.5
8)	Bradford, St.L	148	92	62.2	1020	6.89	9	6.1	3	2.0	94.4
9)	Ryan, Atl.	131	90	68.7	1039	7.93	4	3.1	3	2.3	93.0
10)	Freeman, T.B.	134	76	56.7	1056	7.88	6	4.5	2	1.5	90.9
11)	*Griffin III, Was.	117	73	62.4	786	6.72	4	3.4	1	0.9	89.9
12)	Stafford, Det.	217	126	58.1	1496	6.89	8	3.7	2	0.9	87.6
13)	Manning, NY-G	96	53	55.2	729	7.59	6	6.3	3	3.1	87.5
14)	J. Skelton, Ariz	57	33	57.9	385	6.75	1	1.8	0	0.0	84.3
15)	Ponder, Min.	134	81	60.4	816	6.09	7	5.2	4	3.0	82.8
16)	Vick, Phi.	90	50	55.6	555	6.17	4	4.4	2	2.2	79.6
17)	*Foles, Phi.	79	40	50.6	412	5.22	2	2.5	1	1.3	69.2
18)	Brees, N.O.	157	85	54.1	1023	6.52	4	2.5	6	3.8	66.9
19)	*Lindley, Ariz	45	21	46.7	160	3.56	0	0.0	1	2.2	46.5

NFL / FOURTH-QUARTER PASSING LEADERS

Rank	Player, Team	Att	Comp	Comp%	Yards	YPA	TD	TD%	Int	Int%	Rating
1)	Cutler, Chi.	81	53	65.4	791	9.77	8	9.9	2	2.5	119.9
2)	Rodgers, G.B.	101	63	62.4	843	8.35	9	8.9	2	2.0	110.3
3)	Kaepernick, S.F.	35	25	71.4	306	8.74	1	2.9	0	0.0	107.6
4)	Manning, Den.	119	72	60.5	847	7.12	9	7.6	0	0.0	107.4
5)	Flacco, Bal.	97	60	61.9	756	7.79	5	5.2	0	0.0	103.3
6)	Romo, Dal.	156	105	67.3	1200	7.69	9	5.8	3	1.9	101.4
7)	Roethlisberger, Pit.	79	52	65.8	625	7.91	5	6.3	2	2.5	100.4
8)	Dalton, Cin.	112	71	63.4	864	7.71	9	8.0	4	3.6	99.0
9)	*Wilson, Sea.	99	59	59.6	702	7.09	6	6.1	1	1.0	97.3
10)	Kolb, Ariz	48	33	68.8	382	7.96	3	6.3	2	4.2	96.0
11)	Newton, Car.	111	69	62.2	1083	9.76	5	4.5	4	3.6	94.5
12)	Brady, N.E.	128	78	60.9	980	7.66	5	3.9	1	0.8	94.5
13)	Bradford, St.L	148	92	62.2	1020	6.89	9	6.1	3	2.0	94.4
14)	Ryan, Atl.	131	90	68.7	1039	7.93	4	3.1	3	2.3	93.0
15)	Freeman, T.B.	134	76	56.7	1056	7.88	6	4.5	2	1.5	90.9
16)	*Griffin III, Was.	117	73	62.4	786	6.72	4	3.4	1	0.9	89.9
17)	Stafford, Det.	217	126	58.1	1496	6.89	8	3.7	2	0.9	87.6
18)	Manning, NY-G	96	53	55.2	729	7.59	6	6.3	3	3.1	87.5
19)	Palmer, Oak.	178	111	62.4	1266	7.11	8	4.5	5	2.8	87.0
20)	Gabbert, Jac.	84	52	61.9	519	6.18	4	4.8	2	2.4	85.4
21)	Hasselbeck, Ten.	84	54	64.3	468	5.57	4	4.8	2	2.4	84.8
22)	J. Skelton, Ariz	57	33	57.9	385	6.75	1	1.8	0	0.0	84.3
23)	*Tannehill, Mia.	129	70	54.3	945	7.33	6	4.7	3	2.3	83.6
24)	Ponder, Min.	134	81	60.4	816	6.09	7	5.2	4	3.0	82.8
25)	Schaub, Hou.	81	55	67.9	519	6.41	3	3.7	3	3.7	82.3
26)	Vick, Phi.	90	50	55.6	555	6.17	4	4.4	2	2.2	79.6
27)	*Weeden, Cle.	122	71	58.2	888	7.28	5	4.1	5	4.1	77.5
28)	Sanchez, NY-J	104	57	54.8	695	6.68	4	3.8	3	2.9	76.4
29)	Henne, Jac.	95	49	51.6	639	6.73	4	4.2	3	3.2	74.0
30)	Cassel, K.C.	91	50	54.9	574	6.31	4	4.4	4	4.4	70.5
31)	*Foles, Phi.	79	40	50.6	412	5.22	2	2.5	1	1.3	69.2

32)	Fitzpatrick, Buf.	106	63	59.4	548	5.17	6	5.7	6	5.7	68.4
33)	Rivers, S.D.	122	77	63.1	793	6.50	5	4.1	8	6.6	68.1
34)	*Luck, Ind.	154	79	51.3	1040	6.75	5	3.2	6	3.9	67.6
35)	Brees, N.O.	157	85	54.1	1023	6.52	4	2.5	6	3.8	66.9
36)	Locker, Ten.	54	28	51.9	410	7.59	2	3.7	4	7.4	58.4
37)	Quinn, K.C.	57	25	43.9	272	4.77	0	0.0	1	1.8	51.2
38)	*Lindley, Ariz	45	21	46.7	160	3.56	0	0.0	1	2.2	46.5

AFC / THIRD-DOWN PASSING LEADERS

Rank	Player, Team	Att	Comp	Comp%	Yards	YPA	TD	TD%	Int	Int%	Rating
1)	Brady, N.E.	130	82	63.1	1027	7.90	12	9.2	1	0.8	115.1
2)	Roethlisberger, Pit.	111	71	64.0	871	7.85	8	7.2	0	0.0	112.1
3)	Manning, Den.	136	85	62.5	1086	7.99	8	5.9	3	2.2	97.9
4)	Palmer, Oak.	151	90	59.6	1009	6.68	6	4.0	2	1.3	87.3
5)	Schaub, Hou.	124	76	61.3	837	6.75	7	5.6	4	3.2	86.7
6)	Flacco, Bal.	130	72	55.4	915	7.04	6	4.6	3	2.3	83.3
7)	Fitzpatrick, Buf.	119	73	61.3	796	6.69	7	5.9	5	4.2	83.2
8)	Locker, Ten.	74	39	52.7	510	6.89	3	4.1	1	1.4	82.6
9)	Rivers, S.D.	144	86	59.7	1094	7.60	8	5.6	8	5.6	78.9
10)	Dalton, Cin.	121	59	48.8	849	7.02	10	8.3	6	5.0	78.8
11)	Cassel, K.C.	77	47	61.0	510	6.62	2	2.6	2	2.6	78.4
12)	Sanchez, NY-J	125	68	54.4	687	5.50	6	4.8	3	2.4	76.3
13)	*Luck, Ind.	149	75	50.3	1101	7.39	5	3.4	6	4.0	69.2
14)	*Weeden, Cle.	152	89	58.6	981	6.45	6	3.9	8	5.3	69.0
15)	Gabbert, Jac.	80	45	56.3	370	4.63	0	0.0	0	0.0	68.2
16)	*Tannehill, Mia.	126	75	59.5	843	6.69	2	1.6	6	4.8	65.0

NFC / THIRD-DOWN PASSING LEADERS

Rank	Player, Team	Att	Comp	Comp%	Yards	YPA	TD	TD%	Int	Int%	Rating
1)	Rodgers, G.B.	125	81	64.8	1138	9.10	8	6.4	1	0.8	112.0
2)	Vick, Phi.	85	50	58.8	610	7.18	7	8.2	1	1.2	103.6
3)	*Griffin III, Was.	90	54	60.0	530	5.89	6	6.7	1	1.1	94.2
4)	Ryan, Atl.	137	94	68.6	1030	7.52	6	4.4	5	3.6	90.0
5)	Brees, N.O.	147	79	53.7	1176	8.00	6	4.1	3	2.0	85.3
6)	Freeman, T.B.	123	72	58.5	914	7.43	5	4.1	3	2.4	85.2
7)	*Wilson, Sea.	111	62	55.9	722	6.50	4	3.6	1	0.9	84.0
8)	Cutler, Chi.	116	71	61.2	792	6.83	5	4.3	4	3.4	81.5
9)	Newton, Car.	104	52	50.0	726	6.98	6	5.8	3	2.9	80.0
10)	Stafford, Det.	176	101	57.4	1189	6.76	6	3.4	4	2.3	79.9
11)	Manning, NY-G	126	69	54.8	946	7.51	6	4.8	6	4.8	75.0
12)	Romo, Dal.	142	87	61.3	1055	7.43	3	2.1	6	4.2	73.5
13)	Ponder, Min.	127	76	59.8	779	6.13	5	3.9	6	4.7	70.9
14)	Bradford, St.L	133	73	54.9	837	6.29	3	2.3	4	3.0	69.0

NFL / THIRD-DOWN PASSING LEADERS

Rank	Player, Team	Att	Comp	Comp%	Yards	YPA	TD	TD%	Int	Int%	Rating
1)	Brady, N.E.	130	82	63.1	1027	7.90	12	9.2	1	0.8	115.1
2)	Roethlisberger, Pit.	111	71	64.0	871	7.85	8	7.2	0	0.0	112.1
3)	Rodgers, G.B.	125	81	64.8	1138	9.10	8	6.4	1	0.8	112.0
4)	Vick, Phi.	85	50	58.8	610	7.18	7	8.2	1	1.2	103.6
5)	Manning, Den.	136	85	62.5	1086	7.99	8	5.9	3	2.2	97.9
6)	*Griffin III, Was.	90	54	60.0	530	5.89	6	6.7	1	1.1	94.2
7)	Ryan, Atl.	137	94	68.6	1030	7.52	6	4.4	5	3.6	90.0
8)	Palmer, Oak.	151	90	59.6	1009	6.68	6	4.0	2	1.3	87.3
9)	Schaub, Hou.	124	76	61.3	837	6.75	7	5.6	4	3.2	86.7
10)	Brees, N.O.	147	79	53.7	1176	8.00	6	4.1	3	2.0	85.3
11)	Freeman, T.B.	123	72	58.5	914	7.43	5	4.1	3	2.4	85.2
12)	*Wilson, Sea.	111	62	55.9	722	6.50	4	3.6	1	0.9	84.0
13)	Flacco, Bal.	130	72	55.4	915	7.04	6	4.6	3	2.3	83.3
14)	Fitzpatrick, Buf.	119	73	61.3	796	6.69	7	5.9	5	4.2	83.2
15)	Locker, Ten.	74	39	52.7	510	6.89	3	4.1	1	1.4	82.6
16)	Cutler, Chi.	116	71	61.2	792	6.83	5	4.3	4	3.4	81.5
17)	Newton, Car.	104	52	50.0	726	6.98	6	5.8	3	2.9	80.0
18)	Stafford, Det.	176	101	57.4	1189	6.76	6	3.4	4	2.3	79.9
19)	Rivers, S.D.	144	86	59.7	1094	7.60	8	5.6	8	5.6	78.9
20)	Dalton, Cin.	121	59	48.8	849	7.02	10	8.3	6	5.0	78.8
21)	Cassel, K.C.	77	47	61.0	510	6.62	2	2.6	2	2.6	78.4
22)	Sanchez, NY-J	125	68	54.4	687	5.50	6	4.8	3	2.4	76.3
23)	Manning, NY-G	126	69	54.8	946	7.51	6	4.8	6	4.8	75.0
24)	Romo, Dal.	142	87	61.3	1055	7.43	3	2.1	6	4.2	73.5
25)	Ponder, Min.	127	76	59.8	779	6.13	5	3.9	6	4.7	70.9
26)	*Luck, Ind.	149	75	50.3	1101	7.39	5	3.4	6	4.0	69.2
27)	Bradford, St.L	133	73	54.9	837	6.29	3	2.3	4	3.0	69.0
28)	*Weeden, Cle.	152	89	58.6	981	6.45	6	3.9	8	5.3	69.0
29)	Gabbert, Jac.	80	45	56.3	370	4.63	0	0.0	0	0.0	68.2
30)	*Tannehill, Mia.	126	75	59.5	843	6.69	2	1.6	6	4.8	65.0

AFC / LEADING RUSHERS

Rank	Player, Team	Att	Yards	Avg	Long	TD
1)	Foster, Hou.	325	1313	4.0	46	14
2)	Charles, K.C.	249	1230	4.9	91t	4
3)	C. Johnson, Ten.	244	1159	4.8	94t	5
4)	Ridley, N.E.	252	1105	4.4	41	10
5)	Green-Ellis, Cin.	263	1080	4.1	48	6
6)	Spiller, Buf.	161	1047	6.5	56t	6
7)	Rice, Bal.	230	1031	4.5	46	9
8)	Greene, NY-J	243	951	3.9	36	6
9)	*Richardson, Cle.	258	897	3.5	32t	11
10)	Bush, Mia.	200	895	4.5	65t	5
11)	McGahee, Den.	167	731	4.4	31	4
12)	Mathews, S.D.	184	707	3.8	31	1
13)	*Ballard, Ind.	164	667	4.1	26	1
14)	McFadden, Oak.	180	617	3.4	64t	2
15)	Dwyer, Pit.	131	532	4.1	34	2
16)	F. Jackson, Buf.	115	437	3.8	15	3
17)	D. Brown, Ind.	108	417	3.9	19	1
18)	Jones-Drew, Jac.	86	414	4.8	59t	1
19)	Moreno, Den.	102	406	4.0	20	3
20)	Powell, NY-J	95	384	4.0	17	4
21)	Redman, Pit.	101	380	3.8	28	2
22)	Forsett, Hou.	62	371	6.0	81t	1
23)	Thomas, Mia.	91	325	3.6	20	4
24)	*Pierce, Bal.	72	320	4.4	21	1
25)	Jennings, Jac.	101	283	2.8	21	2
26)	*Hillman, Den.	75	279	3.7	31	1
27)	Woodhead, N.E.	70	276	3.9	19	4
28)	Reece, Oak.	59	271	4.6	17	0
29)	Locker, Ten. (QB)	32	256	8.0	32	1
30)	Tate, Hou.	59	255	4.3	25	2
31)	*Bolden, N.E.	45	245	5.4	27	2
32)	Peerman, Cin.	31	244	7.9	48	1
33)	*Luck, Ind. (QB)	51	233	4.6	19	5
34)	Battle, S.D.	57	225	3.9	52	3
35)	Hardesty, Cle.	48	220	4.6	25	1
36)	Vereen, N.E.	54	213	3.9	16	3
37)	Draughn, K.C.	53	206	3.9	25	2
38)	Hillis, K.C.	65	204	3.1	18	1
39)	Goodson, Oak.	30	200	6.7	43	0
40)	Fitzpatrick, Buf. (QB)	44	179	4.1	20	1
41)	McKnight, NY-J	28	170	6.1	61	0
42)	R. Brown, S.D.	36	169	4.7	21	0
43)	Owens, Jac.	32	167	5.2	32t	1
44)	Choice, Buf.	41	166	4.0	22	0
45)	*L. Miller, Mia.	36	164	4.6	22	1
46)	*Tannehill, Mia. (QB)	41	159	3.9	30	2
47)	Cassel, K.C. (QB)	27	145	5.4	21	1
48)	Parmeale, Jac.	40	143	3.6	28	0
49)	Carter, Ind.	32	122	3.8	20	3
50)	Dalton, Cin. (QB)	45	116	2.6	17	4

NFC / LEADING RUSHERS

Rank	Player, Team	Att	Yards	Avg	Long	TD
1)	Peterson, Min.	289	1812	6.3	82t	11
2)	Lynch, Sea.	271	1379	5.1	77t	10
3)	*Morris, Was.	280	1322	4.7	39t	9
4)	*Martin, T.B.	273	1250	4.6	70t	10
5)	Gore, S.F.	232	1118	4.8	37	7
6)	Jackson, St.L	227	909	4.0	46	3
7)	Forte, Chi.	212	903	4.3	46	3
8)	Bradshaw, NY-G	196	869	4.4	37	5
9)	McCoy, Phi.	177	750	4.2	34	2
10)	*Griffin III, Was. (QB)	112	748	6.7	76t	6
11)	Turner, Atl.	203	741	3.7	43	9
12)	Leshoure, Det.	185	695	3.8	16	8
13)	Newton, Car. (QB)	108	647	6.0	72t	7
14)	Murray, Dal.	133	547	4.1	48	4
15)	*Brown, Phi.	103	528	5.1	65t	4
16)	Ingram, N.O.	125	510	4.1	31	4
17)	D. Williams, Car.	142	508	3.6	30t	3
18)	*D. Richardson, St.L	91	466	5.1	53	0
19)	Green, G.B.	135	464	3.4	41	0
20)	Pi. Thomas, N.O.	98	457	4.7	48	1
21)	Bush, Chi.	114	411	3.6	20	5
22)	*Wilson, Sea. (QB)	78	402	5.2	25t	3
23)	Bell, Det.	76	398	5.2	67	3
24)	A. Brown, NY-G	73	385	5.3	31	8
25)	Kaepernick, S.F. (QB)	53	379	7.2	50t	5
26)	F. Jones, Dal.	106	378	3.6	22t	3

27)	Hunter, S.F.	72	371	5.2	26	2
28)	Stephens-Howling, Ariz	99	338	3.4	52	4
29)	Stewart, Car.	93	336	3.6	21	1
30)	*Turbin, Sea.	75	321	4.3	26	0
31)	Jac. Rodgers, Atl.	83	320	3.9	43	1
32)	Vick, Phi. (QB)	57	307	5.4	20	1
33)	*Wilson, NY-G	53	266	5.0	52t	3
34)	Starks, G.B.	71	255	3.6	22t	1
35t)	Benson, G.B.	71	248	3.5	11	1
35t)	Rodgers, G.B. (QB)	50	248	5.0	27t	1
37)	Wells, Ariz	84	231	2.8	31t	5
38)	Cutler, Chi. (QB)	33	196	5.9	24	0
39t)	Ivory, N.O.	36	195	5.4	56t	2
39t)	Sproles, N.O.	36	195	5.4	47	1
41)	Ponder, Min. (QB)	51	189	3.7	23t	2
42)	R. Williams, Ariz	58	164	2.8	25	0
43)	Powell, Ariz	42	158	3.8	17	0
44)	Blount, T.B.	41	151	3.7	35	2
45)	Gerhart, Min.	41	136	3.3	22	0
46t)	Ale. Smith, S.F. (QB)	29	134	4.6	24	0
46t)	K. Smith, Det.	37	134	3.6	19	1
48)	Cobb, G.B. (WR)	10	132	13.2	28	0
49)	Tolbert, Car.	39	130	3.3	13	4
50)	Bradford, St.L (QB)	34	122	3.6	21	1

NFL / LEADING RUSHERS

Rank	Player, Team	Att	Yards	Avg	Long	TD
1)	Peterson, Min.	289	1812	6.3	82t	11
2)	Lynch, Sea.	271	1379	5.1	77t	10
3)	*Morris, Was.	280	1322	4.7	39t	9
4)	Foster, Hou.	325	1313	4.0	46	14
5)	*Martin, T.B.	273	1250	4.6	70t	10
6)	Charles, K.C.	249	1230	4.9	91t	4
7)	C. Johnson, Ten.	244	1159	4.8	94t	5
8)	Gore, S.F.	232	1118	4.8	37	7
9)	Ridley, N.E.	252	1105	4.4	41	10
10)	Green-Ellis, Cin.	263	1080	4.1	48	6
11)	Spiller, Buf.	161	1047	6.5	56t	6
12)	Rice, Bal.	230	1031	4.5	46	9
13)	Greene, NY-J	243	951	3.9	36	6
14)	Jackson, St.L	227	909	4.0	46	3
15)	Forte, Chi.	212	903	4.3	46	3
16)	*Richardson, Cle.	258	897	3.5	32t	11
17)	Bush, Mia.	200	895	4.5	65t	5
18)	Bradshaw, NY-G	196	869	4.4	37	5
19)	McCoy, Phi.	177	750	4.2	34	2
20)	*Griffin III, Was. (QB)	112	748	6.7	76t	6
21)	Turner, Atl.	203	741	3.7	43	9
22)	McGahee, Den.	167	731	4.4	31	4
23)	Mathews, S.D.	184	707	3.8	31	1
24)	Leshoure, Det.	185	695	3.8	16	8
25)	*Ballard, Ind.	164	667	4.1	26	1
26)	Newton, Car. (QB)	108	647	6.0	72t	7
27)	McFadden, Oak.	180	617	3.4	64t	2
28)	Murray, Dal.	133	547	4.1	48	4
29)	Dwyer, Pit.	131	532	4.1	34	2
30)	*Brown, Phi.	103	528	5.1	65t	4
31)	Ingram, N.O.	125	510	4.1	31	4
32)	D. Williams, Car.	142	508	3.6	30t	3
33)	*D. Richardson, St.L	91	466	5.1	53	0
34)	Green, G.B.	135	464	3.4	41	0
35)	Pi. Thomas, N.O.	98	457	4.7	48	1
36)	F. Jackson, Buf.	115	437	3.8	15	3
37)	D. Brown, Ind.	108	417	3.9	19	1
38)	Jones-Drew, Jac.	86	414	4.8	59t	1
39)	Bush, Chi.	114	411	3.6	20	5
40)	Moreno, Den.	102	406	4.0	20	3
41)	*Wilson, Sea. (QB)	78	402	5.2	25t	3
42)	Bell, Det.	76	398	5.2	67	3
43)	A. Brown, NY-G	73	385	5.3	31	8
44)	Powell, NY-J	95	384	4.0	17	4
45)	Redman, Pit.	101	380	3.8	28	2
46)	Kaepernick, S.F. (QB)	53	379	7.2	50t	5
47)	F. Jones, Dal.	106	378	3.6	22t	3
48t)	Forsett, Hou.	62	371	6.0	81t	1
48t)	Hunter, S.F.	72	371	5.2	26	2
50)	Stephens-Howling, Ariz	99	338	3.4	52	4

AFC / THIRD-AND-ONE RUSHING LEADERS

Rank	Player, Team	Att	FD	Pct
1t)	Greene, NY-J	9	9	100.0
1t)	Brady, N.E.	5	5	100.0
1t)	Gabbert, Jac.	5	5	100.0
1t)	F. Jackson, Buf.	4	4	100.0
1t)	Palmer, Oak.	4	4	100.0
6)	Green-Ellis, Cin.	15	14	93.3
7)	Dalton, Cin.	5	4	80.0
8t)	Flacco, Bal.	7	5	71.4
8t)	C. Johnson, Ten.	7	5	71.4
8t)	Rice, Bal.	7	5	71.4
11)	Ridley, N.E.	10	7	70.0
12)	Foster, Hou.	19	13	68.4
13t)	McGahee, Den.	12	8	66.7
13t)	Battle, S.D.	9	6	66.7
15)	Thomas, Mia.	7	4	57.1

NFC / THIRD-AND-ONE RUSHING LEADERS

Rank	Player, Team	Att	FD	Pct
1t)	Rodgers, G.B.	5	5	100.0
1t)	Freeman, T.B.	4	4	100.0
3t)	Murray, Dal.	9	8	88.9
3t)	Newton, Car.	9	8	88.9
5)	Robinson, Sea.	6	5	83.3
6t)	Bradshaw, NY-G	10	8	80.0
6t)	A. Brown, NY-G	5	4	80.0
8)	Bush, Chi.	9	7	77.8
9)	Ingram, N.O.	8	6	75.0
10)	Tolbert, Car.	7	5	71.4
11)	Peterson, Min.	11	7	63.6
12)	*Morris, Was.	8	5	62.5
13)	Jackson, St.L	12	7	58.3
14)	Green, G.B.	7	4	57.1

NFL / THIRD-AND-ONE RUSHING LEADERS

Rank	Player, Team	Att	FD	Pct
1t)	Greene, NY-J	9	9	100.0
1t)	Brady, N.E.	5	5	100.0
1t)	Gabbert, Jac.	5	5	100.0
1t)	Rodgers, G.B.	5	5	100.0
1t)	Freeman, T.B.	4	4	100.0
1t)	F. Jackson, Buf.	4	4	100.0
1t)	Palmer, Oak.	4	4	100.0
8)	Green-Ellis, Cin.	15	14	93.3
9t)	Murray, Dal.	9	8	88.9
9t)	Newton, Car.	9	8	88.9
11)	Robinson, Sea.	6	5	83.3
12t)	Bradshaw, NY-G	10	8	80.0
12t)	A. Brown, NY-G	5	4	80.0
12t)	Dalton, Cin.	5	4	80.0
15)	Bush, Chi.	9	7	77.8
16)	Ingram, N.O.	8	6	75.0
17t)	Flacco, Bal.	7	5	71.4
17t)	C. Johnson, Ten.	7	5	71.4
17t)	Rice, Bal.	7	5	71.4
17t)	Tolbert, Car.	7	5	71.4
21)	Ridley, N.E.	10	7	70.0
22)	Foster, Hou.	19	13	68.4
23t)	McGahee, Den.	12	8	66.7
23t)	Battle, S.D.	9	6	66.7
25)	Peterson, Min.	11	7	63.6
26)	*Morris, Was.	8	5	62.5
27)	Jackson, St.L	12	7	58.3
28t)	Green, G.B.	7	4	57.1
28t)	Thomas, Mia.	7	4	57.1

AFC / LEADERS IN RECEPTIONS

Rank	Player, Team	Rec	Yards	Avg	Long	TD
1)	Welker, N.E.	100	1172	11.7	59	4
2)	Wayne, Ind.	97	1234	12.7	30t	4
3)	A. Johnson, Hou.	93	1360	14.6	60t	4
4)	Green, Cin.	85	1208	14.2	73t	11
5)	D. Thomas, Den.	78	1210	15.5	71t	8
6t)	Decker, Den.	72	923	12.8	55	9
6t)	Myers, Oak. (TE)	72	743	10.3	29	4
8)	St. Johnson, Buf.	69	891	12.9	63	6
9)	Miller, Pit. (TE)	68	771	11.3	43	8
10t)	Hartline, Mia.	67	1002	15.0	80t	1
10t)	Lloyd, N.E.	67	840	12.5	53	4
12)	Wallace, Pit.	63	823	13.1	82t	8

13)	*Wright, Ten.	62	586	9.5	38	4
14t)	Bess, Mia.	61	778	12.8	39	1
14t)	Gresham, Cin. (TE)	61	699	11.5	55t	5
16t)	Bowe, K.C.	59	801	13.6	47	3
16t)	A. Brown, Pit.	59	668	11.3	34	3
18)	Boldin, Bal.	58	828	14.3	43	4
19)	Pitta, Bal. (TE)	57	613	10.8	61t	7
20t)	Floyd, S.D.	56	814	14.5	39	5
20t)	Daniels, Hou. (TE)	56	662	11.8	39t	6
22t)	Avery, Ind.	55	743	13.5	48	3
22t)	Rice, Bal. (RB)	55	427	7.8	43	0
24t)	Gronkowski, N.E. (TE)	53	748	14.1	41	10
24t)	Kerley, NY-J	53	739	13.9	66	2
26)	*Blackmon, Jac.	51	707	13.9	81t	3
27t)	Shorts, Jac.	49	925	18.9	80t	7
27t)	Tamme, Den. (TE)	49	473	9.7	30	2
29t)	Reece, Oak. (RB)	48	478	10.0	56	1
29t)	McCluster, K.C.	48	417	8.7	31	1
29t)	*Richardson, Cle. (RB)	48	352	7.3	27	1
32)	Moore, Oak.	47	724	15.4	58	6
33)	R. Brown, S.D. (RB)	46	360	7.8	25	0
34t)	*Gordon, Cle.	45	759	16.9	71t	5
34t)	Hawkins, Cin.	45	485	10.8	59t	4
34t)	Gates, S.D. (TE)	45	479	10.6	33	5
34t)	Hernandez, N.E. (TE)	45	426	9.5	31	5
38t)	T. Smith, Bal.	44	767	17.4	54	7
38t)	*Hilton, Ind.	44	716	16.3	61t	6
38t)	Little, Cle.	44	551	12.5	43	2
38t)	Cook, Ten. (TE)	44	523	11.9	61t	4
42)	Washington, Ten.	43	710	16.5	71t	4
43)	Chandler, Buf. (TE)	42	546	13.0	43	6
44t)	Sanders, Pit.	41	585	14.3	37	1
44t)	Britt, Ten.	41	527	12.9	46	3
44t)	Jones, Buf.	41	443	10.8	68t	4
44t)	Lewis, Jac. (TE)	41	410	10.0	26	4
48)	*Allen, Ind. (TE)	40	482	12.1	40	3
49t)	Watson, Cle. (TE)	39	390	10.0	27	3
49t)	Mathews, S.D. (RB)	39	252	6.5	24	0

NFC / LEADERS IN RECEPTIONS

Rank	Player, Team	Rec	Yards	Avg	Long	TD
1)	Marshall, Chi.	107	1398	13.1	56	10
2)	C. Johnson, Det.	106	1667	15.7	53	5
3)	Witten, Dal. (TE)	97	923	9.5	36	2
4)	Gonzalez, Atl. (TE)	87	880	10.1	25	8
5t)	White, Atl.	79	1156	14.6	59	5
5t)	Bryant, Dal.	79	1087	13.8	85t	10
5t)	Cruz, NY-G	79	1019	12.9	80t	9
8)	Cobb, G.B.	77	892	11.6	39t	7
9)	Crabtree, S.F.	73	868	11.9	38t	7
10t)	Jones, Atl.	69	1071	15.5	80t	9
10t)	J. Graham, N.O. (TE)	69	779	11.3	46	8
12)	Colston, N.O.	68	949	14.0	40	8
13)	S. Smith, Car.	66	1056	16.0	66	3
14t)	Jackson, T.B.	62	1226	19.8	95	8
14t)	Austin, Dal.	62	898	14.5	49	5
14t)	Harvin, Min.	62	677	10.9	45	3
17)	Fitzgerald, Ariz	61	674	11.0	37t	4
18)	Sproles, N.O. (RB)	60	484	8.1	35	6
19)	Olsen, Car. (TE)	59	747	12.7	47t	5
20t)	Moore, N.O.	57	890	15.6	43	5
20t)	Maclin, Phi.	57	719	12.6	70t	5
20t)	Amendola, St.L	57	634	11.1	56	3
20t)	Pettigrew, Det. (TE)	57	556	9.8	24	3
24)	Roberts, Ariz	56	697	12.4	46t	5
25)	Nicks, NY-G	53	692	13.1	50	3
26t)	Ja. Jones, G.B.	51	622	12.2	49	12
26t)	Celek, Phi. (TE)	51	602	11.8	34	1
28t)	Williams, T.B.	50	799	16.0	65	7
28t)	Bennett, NY-G (TE)	50	584	11.7	33t	5
30)	Rice, Sea.	49	734	15.0	46t	7
31t)	Finley, G.B. (TE)	48	525	10.9	40	2
31t)	Rudolph, Min. (TE)	48	434	9.0	29	8
33t)	Nelson, G.B.	46	658	14.3	61t	6
33t)	Gibson, St.L	46	613	13.3	34t	5
33t)	Morgan, Was.	46	489	10.6	32	1
36t)	Jackson, Phi.	45	700	15.6	77t	2
36t)	Housler, Ariz (TE)	45	417	9.3	33	0
38)	Jac. Rodgers, Atl. (RB)	44	341	7.8	32	1
39)	Clark, T.B. (TE)	43	402	9.3	33	4
40t)	Avant, Phi.	41	539	13.1	39	0

40t)	Manningham, S.F.	41	449	11.0	40	1
40t)	Bell, Det. (RB)	41	393	9.6	50	0
40t)	Forte, Chi. (RB)	41	312	7.6	47	1
44t)	Tate, Sea.	40	556	13.9	51	7
44t)	McCoy, Phi. (RB)	40	235	5.9	25	3
46)	V. Davis, S.F. (TE)	39	516	13.2	53	5
47t)	*Martin, T.B. (RB)	38	397	10.4	64t	1
47t)	Peterson, Min. (RB)	38	211	5.6	20	0
49t)	*Givens, St.L	37	606	16.4	65	3
49t)	Moss, Was.	37	525	14.2	77t	7

NFL / LEADERS IN RECEPTIONS

Rank	Player, Team	Rec	Yards	Avg	Long	TD
1)	Marshall, Chi.	107	1398	13.1	56	10
2)	C. Johnson, Det.	106	1667	15.7	53	5
3)	Welker, N.E.	100	1172	11.7	59	4
4t)	Wayne, Ind.	97	1234	12.7	30t	4
4t)	Witten, Dal. (TE)	97	923	9.5	36	2
6)	A. Johnson, Hou.	93	1360	14.6	60t	4
7)	Gonzalez, Atl. (TE)	87	880	10.1	25	8
8)	Green, Cin.	85	1208	14.2	73t	11
9t)	White, Atl.	79	1156	14.6	59	5
9t)	Bryant, Dal.	79	1087	13.8	85t	10
9t)	Cruz, NY-G	79	1019	12.9	80t	9
12)	D. Thomas, Den.	78	1210	15.5	71t	8
13)	Cobb, G.B.	77	892	11.6	39t	7
14)	Crabtree, S.F.	73	868	11.9	38t	7
15t)	Decker, Den.	72	923	12.8	55	9
15t)	Myers, Oak. (TE)	72	743	10.3	29	4
17t)	Jones, Atl.	69	1071	15.5	80t	9
17t)	St. Johnson, Buf.	69	891	12.9	63	6
17t)	J. Graham, N.O. (TE)	69	779	11.3	46	8
20t)	Colston, N.O.	68	949	14.0	40	8
20t)	Miller, Pit. (TE)	68	771	11.3	43	8
22t)	Hartline, Mia.	67	1002	15.0	80t	1
22t)	Lloyd, N.E.	67	840	12.5	53	4
24)	S. Smith, Car.	66	1056	16.0	66	3
25)	Wallace, Pit.	63	823	13.1	82t	8
26t)	Jackson, T.B.	62	1226	19.8	95	8
26t)	Austin, Dal.	62	898	14.5	49	5
26t)	Harvin, Min.	62	677	10.9	45	3
26t)	*Wright, Ten.	62	586	9.5	38	4
30t)	Bess, Mia.	61	778	12.8	39	1
30t)	Gresham, Cin. (TE)	61	699	11.5	55t	5
30t)	Fitzgerald, Ariz	61	674	11.0	37t	4
33)	Sproles, N.O. (RB)	60	484	8.1	35	6
34t)	Bowe, K.C.	59	801	13.6	47	3
34t)	Olsen, Car. (TE)	59	747	12.7	47t	5
34t)	A. Brown, Pit.	59	668	11.3	34	3
37)	Boldin, Bal.	58	828	14.3	43	4
38t)	Moore, N.O.	57	890	15.6	43	5
38t)	Maclin, Phi.	57	719	12.6	70t	5
38t)	Amendola, St.L	57	634	11.1	56	3
38t)	Pitta, Bal. (TE)	57	613	10.8	61t	7
38t)	Pettigrew, Det. (TE)	57	556	9.8	24	3
43t)	Floyd, S.D.	56	814	14.5	39	5
43t)	Roberts, Ariz	56	697	12.4	46t	5
43t)	Daniels, Hou. (TE)	56	662	11.8	39t	6
46t)	Avery, Ind.	55	743	13.5	48	3
46t)	Rice, Bal. (RB)	55	427	7.8	43	0
48t)	Gronkowski, N.E. (TE)	53	748	14.1	41	10
48t)	Kerley, NY-J	53	739	13.9	66	2
48t)	Nicks, NY-G	53	692	13.1	50	3

AFC / RECEIVING YARDAGE LEADERS

Rank	Player, Team	Yards	Rec	Avg	Long	TD
1)	A. Johnson, Hou.	1360	93	14.6	60t	4
2)	Wayne, Ind.	1234	97	12.7	30t	4
3)	D. Thomas, Den.	1210	78	15.5	71t	8
4)	Green, Cin.	1208	85	14.2	73t	11
5)	Welker, N.E.	1172	100	11.7	59	4
6)	Hartline, Mia.	1002	67	15.0	80t	1
7)	Shorts, Jac.	925	49	18.9	80t	7
8)	Decker, Den.	923	72	12.8	55	9
9)	St. Johnson, Buf.	891	69	12.9	63	6
10)	Lloyd, N.E.	840	67	12.5	53	4
11)	Boldin, Bal.	828	58	14.3	43	4
12)	Wallace, Pit.	823	63	13.1	82t	8
13)	Floyd, S.D.	814	56	14.5	39	5
14)	Bowe, K.C.	801	59	13.6	47	3
15)	Bess, Mia.	778	61	12.8	39	1

16)	Miller, Pit. (TE)	771	68	11.3	43	8
17)	T. Smith, Bal.	767	44	17.4	54	7
18)	*Gordon, Cle.	759	45	16.9	71t	5
19)	Gronkowski, N.E. (TE)	748	53	14.1	41	10
20t)	Avery, Ind.	743	55	13.5	48	3
20t)	Myers, Oak. (TE)	743	72	10.3	29	4
22)	Kerley, NY-J	739	53	13.9	66	2
23)	Moore, Oak.	724	47	15.4	58	6
24)	*Hilton, Ind.	716	44	16.3	61t	6
25)	Washington, Ten.	710	43	16.5	71t	4
26)	*Blackmon, Jac.	707	51	13.9	81t	3
27)	Gresham, Cin. (TE)	699	61	11.5	55t	5
28)	A. Brown, Pit.	668	59	11.3	34	3
29)	Daniels, Hou. (TE)	662	56	11.8	39t	6
30)	Pitta, Bal. (TE)	613	57	10.8	61t	7
31)	*Wright, Ten.	586	62	9.5	38	4
32)	Sanders, Pit.	585	41	14.3	37	1
33)	Heyward-Bey, Oak.	562	37	15.2	59	4
34)	Alexander, S.D.	555	33	16.8	80t	5
35)	Little, Cle.	551	44	12.5	43	2
36)	Chandler, Buf. (TE)	546	42	13.0	43	6
37)	Britt, Ten.	527	41	12.9	46	3
38)	Cook, Ten. (TE)	523	44	11.9	61t	4
39)	*Streater, Oak.	491	33	14.9	64t	3
40)	Hawkins, Cin.	485	45	10.8	59t	4
41)	*Allen, Ind. (TE)	482	40	12.1	40	3
42)	Gates, S.D. (TE)	479	45	10.6	33	5
43)	Reece, Oak. (RB)	478	48	10.0	56	1
44)	Tamme, Den. (TE)	473	49	9.7	30	2
45)	Stokley, Den.	463	37	12.5	38t	5
46)	Walter, Hou.	455	37	12.3	52t	2
47)	Jones, Buf.	443	41	10.8	68t	4
48)	Moeaki, K.C. (TE)	432	31	13.9	38	1
49)	Rice, Bal. (RB)	427	55	7.8	43	0
50)	Hernandez, N.E. (TE)	426	45	9.5	31	5

NFC / RECEIVING YARDAGE LEADERS

Rank	Player, Team	Yards	Rec	Avg	Long	TD
1)	C. Johnson, Det.	1667	106	15.7	53	5
2)	Marshall, Chi.	1398	107	13.1	56	10
3)	Jackson, T.B.	1226	62	19.8	95	8
4)	White, Atl.	1156	79	14.6	59	5
5)	Bryant, Dal.	1087	79	13.8	85t	10
6)	Jones, Atl.	1071	69	15.5	80t	9
7)	S. Smith, Car.	1056	66	16.0	66	3
8)	Cruz, NY-G	1019	79	12.9	80t	9
9)	Colston, N.O.	949	68	14.0	40	8
10)	Witten, Dal. (TE)	923	97	9.5	36	2
11)	Austin, Dal.	898	62	14.5	49	5
12)	Cobb, G.B.	892	77	11.6	39t	7
13)	Moore, N.O.	890	57	15.6	43	5
14)	Gonzalez, Atl. (TE)	880	87	10.1	25	8
15)	Crabtree, S.F.	868	73	11.9	38t	7
16)	Williams, T.B.	799	50	16.0	65	7
17)	J. Graham, N.O. (TE)	779	69	11.3	46	8
18)	Olsen, Car. (TE)	747	59	12.7	47t	5
19)	Rice, Sea.	734	49	15.0	46t	7
20)	Maclin, Phi.	719	57	12.6	70t	5
21)	Jackson, Phi.	700	45	15.6	77t	2
22)	Roberts, Ariz	697	56	12.4	46t	5
23)	Nicks, NY-G	692	53	13.1	50	3
24)	Harvin, Min.	677	62	10.9	45	3
25)	Fitzgerald, Ariz	674	61	11.0	37t	4
26)	Nelson, G.B.	658	46	14.3	61t	6
27)	Amendola, St.L	634	57	11.1	56	3
28)	Ja. Jones, G.B.	622	51	12.2	49	12
29)	Gibson, St.L	613	46	13.3	34t	5
30)	*Givens, St.L	606	37	16.4	65	3
31)	Celek, Phi. (TE)	602	51	11.8	34	1
32)	Bennett, NY-G (TE)	584	50	11.7	33t	5
33)	LaFell, Car.	577	34	17.0	62	4
34t)	Pettigrew, Det. (TE)	556	57	9.8	24	3
34t)	Tate, Sea.	556	40	13.9	51	7
36)	Avant, Phi.	539	41	13.1	39	0
37t)	Finley, G.B. (TE)	525	48	10.9	40	2
37t)	Moss, Was.	525	37	14.2	77t	7
39)	Hankerson, Was.	521	36	14.5	68t	3
40)	V. Davis, S.F. (TE)	516	39	13.2	53	5
41)	Garcon, Was.	498	34	14.6	88t	4
42)	Hixon, NY-G	490	34	14.4	41	1
43)	Morgan, Was.	489	46	10.6	32	1

44)	Sproles, N.O. (RB)	484	60	8.1	35	6
45)	Manningham, S.F.	449	41	11.0	40	1
46)	Rudolph, Min. (TE)	434	48	9.0	29	8
47)	Housler, Ariz (TE)	417	45	9.3	33	0
48)	Scheffler, Det. (TE)	410	33	12.4	57	1
49)	Clark, T.B. (TE)	402	43	9.3	33	4
50)	Ogletree, Dal.	399	29	13.8	65	3

NFL / RECEIVING YARDAGE LEADERS

Rank	Player, Team	Yards	Rec	Avg	Long	TD
1)	C. Johnson, Det.	1667	106	15.7	53	5
2)	Marshall, Chi.	1398	107	13.1	56	10
3)	A. Johnson, Hou.	1360	93	14.6	60t	4
4)	Wayne, Ind.	1234	97	12.7	30t	4
5)	Jackson, T.B.	1226	62	19.8	95	8
6)	D. Thomas, Den.	1210	78	15.5	71t	8
7)	Green, Cin.	1208	85	14.2	73t	11
8)	Welker, N.E.	1172	100	11.7	59	4
9)	White, Atl.	1156	79	14.6	59	5
10)	Bryant, Dal.	1087	79	13.8	85t	10
11)	Jones, Atl.	1071	69	15.5	80t	9
12)	S. Smith, Car.	1056	66	16.0	66	3
13)	Cruz, NY-G	1019	79	12.9	80t	9
14)	Hartline, Mia.	1002	67	15.0	80t	1
15)	Colston, N.O.	949	68	14.0	40	8
16)	Shorts, Jac.	925	49	18.9	80t	7
17t)	Decker, Den.	923	72	12.8	55	9
17t)	Witten, Dal. (TE)	923	97	9.5	36	2
19)	Austin, Dal.	898	62	14.5	49	5
20)	Cobb, G.B.	892	77	11.6	39t	7
21)	St. Johnson, Buf.	891	69	12.9	63	6
22)	Moore, N.O.	890	57	15.6	43	5
23)	Gonzalez, Atl. (TE)	880	87	10.1	25	8
24)	Crabtree, S.F.	868	73	11.9	38t	7
25)	Lloyd, N.E.	840	67	12.5	53	4
26)	Boldin, Bal.	828	58	14.3	43	4
27)	Wallace, Pit.	823	63	13.1	82t	8
28)	Floyd, S.D.	814	56	14.5	39	5
29)	Bowe, K.C.	801	59	13.6	47	3
30)	Williams, T.B.	799	50	16.0	65	7
31)	J. Graham, N.O. (TE)	779	69	11.3	46	8
32)	Bess, Mia.	778	61	12.8	39	1
33)	Miller, Pit. (TE)	771	68	11.3	43	8
34)	T. Smith, Bal.	767	44	17.4	54	7
35)	*Gordon, Cle.	759	45	16.9	71t	5
36)	Gronkowski, N.E. (TE)	748	53	14.1	41	10
37)	Olsen, Car. (TE)	747	59	12.7	47t	5
38t)	Avery, Ind.	743	55	13.5	48	3
38t)	Myers, Oak. (TE)	743	72	10.3	29	4
40)	Kerley, NY-J	739	53	13.9	66	2
41)	Rice, Sea.	734	49	15.0	46t	7
42)	Moore, Oak.	724	47	15.4	58	6
43)	Maclin, Phi.	719	57	12.6	70t	5
44)	*Hilton, Ind.	716	44	16.3	61t	6
45)	Washington, Ten.	710	43	16.5	71t	4
46)	*Blackmon, Jac.	707	51	13.9	81t	3
47)	Jackson, Phi.	700	45	15.6	77t	2
48)	Gresham, Cin. (TE)	699	61	11.5	55t	5
49)	Roberts, Ariz	697	56	12.4	46t	5
50)	Nicks, NY-G	692	53	13.1	50	3

AFC / THIRD-DOWN RECEIVING LEADERS

Rank	Player, Team	Rec	Yards	Avg	Long	TD
1)	Wayne, Ind.	28	428	15.3	30t	2
2t)	D. Thomas, Den.	25	377	15.1	46	2
2t)	Welker, N.E.	25	271	10.8	25	1
4)	Bess, Mia.	24	254	10.6	23	1
5t)	St. Johnson, Buf.	21	319	15.2	49t	3
5t)	Bowe, K.C.	21	291	13.9	29t	1
5t)	*Wright, Ten.	21	196	9.3	35	2
8t)	Decker, Den.	20	300	15.0	30	3
8t)	A. Johnson, Hou.	20	283	14.2	43	1
10t)	Gresham, Cin. (TE)	18	243	13.5	55t	3
10t)	Kerley, NY-J	18	174	9.7	26	1
10t)	Myers, Oak. (TE)	18	155	8.6	20	0
13t)	Sanders, Pit.	17	267	15.7	37	0
13t)	Wallace, Pit.	17	263	15.5	51t	4
13t)	Boldin, Bal.	17	231	13.6	28	0
13t)	A. Brown, Pit.	17	229	13.5	25	1
13t)	Miller, Pit. (TE)	17	169	9.9	23	3
13t)	Pitta, Bal. (TE)	17	169	9.9	20t	3

13t)	Rice, Bal. (RB)	17	162	9.5	43	0
13t)	R. Brown, S.D. (RB)	17	123	7.2	21	0
13t)	Foster, Hou. (RB)	17	100	5.9	18	1
22t)	Daniels, Hou. (TE)	16	196	12.3	29	2
22t)	Watson, Cle. (TE)	16	135	8.4	23	1
24t)	*Blackmon, Jac.	15	279	18.6	81t	1
24t)	Floyd, S.D.	15	216	14.4	32	2
24t)	Avery, Ind.	15	206	13.7	24	1
24t)	Washington, Ten.	15	205	13.7	49	0
24t)	Hawkins, Cin.	15	194	12.9	50t	2
24t)	Little, Cle.	15	134	8.9	22	1
24t)	McCluster, K.C.	15	126	8.4	15	0
31t)	Alexander, S.D.	14	303	21.6	80t	3
31t)	Hartline, Mia.	14	219	15.6	30	0
31t)	McFadden, Oak. (RB)	14	110	7.9	20	1
34t)	*Gordon, Cle.	13	207	15.9	71t	1
34t)	*Streater, Oak.	13	199	15.3	58	1
34t)	Britt, Ten.	13	198	15.2	46	1
34t)	Shorts, Jac.	13	188	14.5	59t	1
38t)	Moore, Oak.	12	147	12.3	21	2
38t)	Tamme, Den. (TE)	12	140	11.7	30	1
38t)	Woodhead, N.E. (RB)	12	140	11.7	25	2
38t)	Cumberland, NY-J (TE)	12	138	11.5	37	3
38t)	Lewis, Jac. (TE)	12	111	9.3	20	2
43t)	Lloyd, N.E.	11	141	12.8	25t	2
43t)	Gronkowski, N.E. (TE)	11	132	12.0	32	3
43t)	Gates, S.D. (TE)	11	111	10.1	17	0
43t)	F. Jackson, Buf. (RB)	11	108	9.8	34	0
43t)	Bush, Mia. (RB)	11	103	9.4	25	0
43t)	Spurlock, S.D.-Jac.-S.D.	11	83	7.5	12	0
49t)	Cook, Ten. (TE)	10	167	16.7	29	2
49t)	Ogbonnaya, Cle. (RB)	10	120	12.0	38	0
49t)	Stokley, Den.	10	113	11.3	26	0
49t)	Hernandez, N.E. (TE)	10	105	10.5	31	1
49t)	C. Johnson, Ten. (RB)	10	95	9.5	22	0
49t)	Chandler, Buf. (TE)	10	94	9.4	14	2
49t)	Draughn, K.C. (RB)	10	70	7.0	23	0

NFC / THIRD-DOWN RECEIVING LEADERS

Rank	Player, Team	Rec	Yards	Avg	Long	TD
1)	Marshall, Chi.	35	453	12.9	31t	5
2)	C. Johnson, Det.	27	427	15.8	53	1
3t)	Cruz, NY-G	26	364	14.0	80t	3
3t)	Crabtree, S.F.	26	290	11.2	30	4
5)	Cobb, G.B.	24	386	16.1	39t	4
6)	Gonzalez, Atl. (TE)	23	220	9.6	21	2
7)	White, Atl.	22	321	14.6	29	1
8)	Colston, N.O.	21	346	16.5	30	1
9)	Witten, Dal. (TE)	20	188	9.4	23	0
10t)	S. Smith, Car.	19	281	14.8	35	2
10t)	J. Graham, N.O. (TE)	19	212	11.2	46	2
10t)	Amendola, St.L	19	192	10.1	17	1
13t)	Moore, N.O.	18	326	18.1	38t	1
13t)	Bryant, Dal.	18	249	13.8	38	2
15t)	Jackson, T.B.	17	331	19.5	64	2
15t)	Austin, Dal.	17	253	14.9	36	0
15t)	Ja. Jones, G.B.	17	224	13.2	49	3
18t)	Williams, T.B.	16	242	15.1	54	2
18t)	Rudolph, Min. (TE)	16	207	12.9	29	2
18t)	Jones, Atl.	16	186	11.6	31	2
18t)	Fitzgerald, Ariz	16	182	11.4	31t	2
22t)	Rice, Sea.	15	203	13.5	27	3
22t)	Pettigrew, Det. (TE)	15	136	9.1	15	1
22t)	Harvin, Min.	15	134	8.9	18t	3
25t)	Nelson, G.B.	14	215	15.4	52	0
25t)	Avant, Phi.	14	203	14.5	39	0
25t)	Tate, Sea.	14	154	11.0	49	1
25t)	Celek, Phi. (TE)	14	144	10.3	22	1
25t)	Housler, Ariz (TE)	14	115	8.2	25	0
25t)	Ware, T.B. (RB)	14	100	7.1	23	0
31t)	Maclin, Phi.	13	252	19.4	70t	2
31t)	Nicks, NY-G	13	139	10.7	25	1
31t)	Jenkins, Min.	13	129	9.9	19	0
31t)	Doucet, Ariz	13	107	8.2	16	0
31t)	Forte, Chi. (RB)	13	86	6.6	15	1
36t)	Moss, Was.	12	237	19.8	77t	3
36t)	Baldwin, Sea.	12	172	14.3	50	0
36t)	Roberts, Ariz	12	102	8.5	16	1
36t)	Jac. Rodgers, Atl. (RB)	12	99	8.3	31	0
36t)	Clark, T.B. (TE)	12	97	8.1	22	1
36t)	Gerhart, Min. (RB)	12	87	7.3	14	0

42t)	Ogletree, Dal.	11	159	14.5	65	0
42t)	Bell, Det. (RB)	11	144	13.1	50	0
42t)	*Givens, St.L	11	144	13.1	51t	1
42t)	Sproles, N.O. (RB)	11	91	8.3	25	1
46t)	Hixon, NY-G	10	160	16.0	39	0
46t)	Finley, G.B. (TE)	10	143	14.3	31	0
46t)	*Floyd, Ariz	10	107	10.7	24	1
46t)	Morgan, Was.	10	71	7.1	16	1
50t)	LaFell, Car.	9	149	16.6	27	1
50t)	Gibson, St.L	9	131	14.6	24	0
50t)	Jackson, Phi.	9	129	14.3	32	1
50t)	Scheffler, Det. (TE)	9	104	11.6	28	0
50t)	Cooper, Phi.	9	102	11.3	23	2
50t)	Kendricks, St.L (TE)	9	92	10.2	26	1
50t)	Burleson, Det.	9	78	8.7	21	1
50t)	Snelling, Atl. (RB)	9	62	6.9	15	0

NFL / THIRD-DOWN RECEIVING LEADERS

Rank	Player, Team	Rec	Yards	Avg	Long	TD
1)	Marshall, Chi.	35	453	12.9	31t	5
2)	Wayne, Ind.	28	428	15.3	30t	2
3)	C. Johnson, Det.	27	427	15.8	53	1
4t)	Cruz, NY-G	26	364	14.0	80t	3
4t)	Crabtree, S.F.	26	290	11.2	30	4
6t)	D. Thomas, Den.	25	377	15.1	46	2
6t)	Welker, N.E.	25	271	10.8	25	1
8t)	Cobb, G.B.	24	386	16.1	39t	4
8t)	Bess, Mia.	24	254	10.6	23	1
10)	Gonzalez, Atl. (TE)	23	220	9.6	21	2
11)	White, Atl.	22	321	14.6	29	1
12t)	Colston, N.O.	21	346	16.5	30	1
12t)	St. Johnson, Buf.	21	319	15.2	49t	3
12t)	Bowe, K.C.	21	291	13.9	29t	1
12t)	*Wright, Ten.	21	196	9.3	35	2
16t)	Decker, Den.	20	300	15.0	30	3
16t)	A. Johnson, Hou.	20	283	14.2	43	1
16t)	Witten, Dal. (TE)	20	188	9.4	23	0
19t)	S. Smith, Car.	19	281	14.8	35	2
19t)	J. Graham, N.O. (TE)	19	212	11.2	46	2
19t)	Amendola, St.L	19	192	10.1	17	1
22t)	Moore, N.O.	18	326	18.1	38t	1
22t)	Bryant, Dal.	18	249	13.8	38	2
22t)	Gresham, Cin. (TE)	18	243	13.5	55t	3
22t)	Kerley, NY-J	18	174	9.7	26	1
22t)	Myers, Oak. (TE)	18	155	8.6	20	0
27t)	Jackson, T.B.	17	331	19.5	64	2
27t)	Sanders, Pit.	17	267	15.7	37	0
27t)	Wallace, Pit.	17	263	15.5	51t	4
27t)	Austin, Dal.	17	253	14.9	36	0
27t)	Boldin, Bal.	17	231	13.6	28	0
27t)	A. Brown, Pit.	17	229	13.5	25	1
27t)	Ja. Jones, G.B.	17	224	13.2	49	3
27t)	Miller, Pit. (TE)	17	169	9.9	23	3
27t)	Pitta, Bal. (TE)	17	169	9.9	20t	3
27t)	Rice, Bal. (RB)	17	162	9.5	43	0
27t)	R. Brown, S.D. (RB)	17	123	7.2	21	0
27t)	Foster, Hou. (RB)	17	100	5.9	18	1
39t)	Williams, T.B.	16	242	15.1	54	2
39t)	Rudolph, Min. (TE)	16	207	12.9	29	2
39t)	Daniels, Hou. (TE)	16	196	12.3	29	2
39t)	Jones, Atl.	16	186	11.6	31	2
39t)	Fitzgerald, Ariz	16	182	11.4	31t	2
39t)	Watson, Cle. (TE)	16	135	8.4	23	1
45t)	*Blackmon, Jac.	15	279	18.6	81t	1
45t)	Floyd, S.D.	15	216	14.4	32	2
45t)	Avery, Ind.	15	206	13.7	24	1
45t)	Washington, Ten.	15	205	13.7	49	0
45t)	Rice, Sea.	15	203	13.5	27	3
45t)	Hawkins, Cin.	15	194	12.9	50t	2
45t)	Pettigrew, Det. (TE)	15	136	9.1	15	1
45t)	Harvin, Min.	15	134	8.9	18t	3
45t)	Little, Cle.	15	134	8.9	22	1
45t)	McCluster, K.C.	15	126	8.4	15	0

AFC / LEADING SCORERS, NONKICKERS

Rank	Player, Team	TD	Rush	Rec	Ret	X2	Pts
1)	Foster, Hou. (RB)	16	14	2	0	0	96
2)	*Richardson, Cle. (RB)	12	11	1	0	0	72
3)	Green, Cin. (WR)	11	0	11	0	0	66
4t)	Gronkowski, N.E. (TE)	10	0	10	0	0	60
4t)	Ridley, N.E. (RB)	10	10	0	0	0	60

6t)	Decker, Den. (WR)	9	0	9	0	0	54
6t)	Rice, Bal. (RB)	9	9	0	0	0	54
8)	Miller, Pit. (TE)	8	0	8	0	1	50
9t)	D. Thomas, Den. (WR)	8	0	8	0	0	48
9t)	Wallace, Pit. (WR)	8	0	8	0	0	48
11t)	*Hilton, Ind. (WR)	7	0	6	1	0	42
11t)	Pitta, Bal. (TE)	7	0	7	0	0	42
11t)	Shorts, Jac. (WR)	7	0	7	0	0	42
11t)	T. Smith, Bal. (WR)	7	0	7	0	0	42
11t)	Spiller, Buf. (RB)	7	6	1	0	0	42
16t)	Chandler, Buf. (TE)	6	0	6	0	0	36
16t)	Daniels, Hou. (TE)	6	0	6	0	0	36
16t)	Greene, NY-J (RB)	6	6	0	0	0	36
16t)	Green-Ellis, Cin. (RB)	6	6	0	0	0	36
16t)	St. Johnson, Buf. (WR)	6	0	6	0	0	36
16t)	Moore, Oak. (WR)	6	0	6	0	0	36
16t)	Woodhead, N.E. (RB)	6	4	2	0	0	36
23)	Fasano, Mia. (TE)	5	0	5	0	1	32
24t)	Alexander, S.D. (WR)	5	0	5	0	0	30
24t)	Bush, Mia. (RB)	5	5	0	0	0	30
24t)	Charles, K.C. (RB)	5	4	1	0	0	30
24t)	Dreessen, Den. (TE)	5	0	5	0	0	30
24t)	Edelman, N.E. (WR)	5	0	3	2	0	30
24t)	Floyd, S.D. (WR)	5	0	5	0	0	30
24t)	Gates, S.D. (TE)	5	0	5	0	0	30
24t)	*Gordon, Cle. (WR)	5	0	5	0	0	30
24t)	Gresham, Cin. (TE)	5	0	5	0	0	30
24t)	Hernandez, N.E. (TE)	5	0	5	0	0	30
24t)	C. Johnson, Ten. (RB)	5	5	0	0	0	30
24t)	Lloyd, N.E. (WR)	5	0	4	1	0	30
24t)	*Luck, Ind. (QB)	5	5	0	0	0	30
24t)	Stokley, Den. (WR)	5	0	5	0	0	30
38t)	Boldin, Bal. (WR)	4	0	4	0	1	26
38t)	McGahee, Den. (RB)	4	4	0	0	1	26
40t)	Battle, S.D. (RB)	4	3	1	0	0	24
40t)	Brady, N.E. (QB)	4	4	0	0	0	24
40t)	Cook, Ten. (TE)	4	0	4	0	0	24
40t)	Dalton, Cin. (QB)	4	4	0	0	0	24
40t)	Hawkins, Cin. (WR)	4	0	4	0	0	24
40t)	Heyward-Bey, Oak. (WR)	4	0	4	0	0	24
40t)	F. Jackson, Buf. (RB)	4	3	1	0	0	24
40t)	A. Johnson, Hou. (WR)	4	0	4	0	0	24
40t)	Jones, Buf. (WR)	4	0	4	0	0	24
40t)	J. Jones, Bal. (WR)	4	0	1	3	0	24
40t)	Lewis, Jac. (TE)	4	0	4	0	0	24
40t)	Myers, Oak. (TE)	4	0	4	0	0	24
40t)	Powell, NY-J (RB)	4	4	0	0	0	24
40t)	*Sanu, Cin. (WR)	4	0	4	0	0	24
40t)	Thomas, Mia. (RB)	4	4	0	0	0	24
40t)	Vereen, N.E. (RB)	4	3	1	0	0	24
40t)	Washington, Ten. (WR)	4	0	4	0	0	24
40t)	Wayne, Ind. (WR)	4	0	4	0	0	24
40t)	Welker, N.E. (WR)	4	0	4	0	0	24
40t)	*Wright, Ten. (WR)	4	0	4	0	0	24

NFC / LEADING SCORERS, NONKICKERS

Rank	Player, Team	TD	Rush	Rec	Ret	X2	Pts
1)	Ja. Jones, G.B. (WR)	12	0	12	0	0	72
2)	Peterson, Min. (RB)	11	11	0	0	1	68
3)	*Martin, T.B. (RB)	11	10	1	0	0	66
4)	Bryant, Dal. (WR)	10	0	10	0	1	62
5t)	Lynch, Sea. (RB)	10	10	0	0	0	60
5t)	Marshall, Chi. (WR)	10	0	10	0	0	60
5t)	Turner, Atl. (RB)	10	9	1	0	0	60
8t)	Cruz, NY-G (WR)	9	0	9	0	0	54
8t)	Gore, S.F. (RB)	9	7	1	1	0	54
8t)	Jones, Atl. (WR)	9	0	9	0	0	54
8t)	*Morris, Was. (RB)	9	9	0	0	0	54
12t)	A. Brown, NY-G (RB)	8	8	0	0	1	50
12t)	Jackson, T.B. (WR)	8	0	8	0	1	50
12t)	Rudolph, Min. (TE)	8	0	8	0	1	50
15t)	Cobb, G.B. (WR)	8	0	7	1	0	48
15t)	Colston, N.O. (WR)	8	0	8	0	0	48
15t)	Gonzalez, Atl. (TE)	8	0	8	0	0	48
15t)	J. Graham, N.O. (TE)	8	0	8	0	0	48
15t)	Leshoure, Det. (RB)	8	8	0	0	0	48
20)	Sproles, N.O. (RB)	7	1	6	0	1	44
21t)	Crabtree, S.F. (WR)	7	0	7	0	0	42
21t)	Moss, Was. (WR)	7	0	7	0	0	42
21t)	Newton, Car. (QB)	7	7	0	0	0	42
21t)	Rice, Sea. (WR)	7	0	7	0	0	42

21t)	Tate, Sea. (WR)	7	0	7	0	0	42
21t)	Williams, T.B. (WR)	7	0	7	0	0	42
27)	Nelson, G.B. (WR)	6	0	6	0	1	38
28)	*Griffin III, Was. (QB)	6	6	0	0	0	36
29t)	Austin, Dal. (WR)	5	0	5	0	0	30
29t)	Bennett, NY-G (TE)	5	0	5	0	0	30
29t)	Bradshaw, NY-G (RB)	5	5	0	0	0	30
29t)	Bush, Chi. (RB)	5	5	0	0	0	30
29t)	V. Davis, S.F. (TE)	5	0	5	0	0	30
29t)	Garcon, Was. (WR)	5	0	4	1	0	30
29t)	Gibson, St.L (WR)	5	0	5	0	0	30
29t)	Harvin, Min. (WR)	5	1	3	1	0	30
29t)	C. Johnson, Det. (WR)	5	0	5	0	0	30
29t)	F. Jones, Dal. (RB)	5	3	2	0	0	30
29t)	Kaepernick, S.F. (QB)	5	5	0	0	0	30
29t)	Maclin, Phi. (WR)	5	0	5	0	0	30
29t)	McCoy, Phi. (RB)	5	2	3	0	0	30
29t)	Moore, N.O. (WR)	5	0	5	0	0	30
29t)	Olsen, Car. (TE)	5	0	5	0	0	30
29t)	Roberts, Ariz (WR)	5	0	5	0	0	30
29t)	Wells, Ariz (RB)	5	5	0	0	0	30
29t)	White, Atl. (WR)	5	0	5	0	0	30
29t)	D. Williams, Car. (RB)	5	3	2	0	0	30
48t)	*Brown, Phi. (RB)	4	4	0	0	0	24
48t)	Clark, T.B. (TE)	4	0	4	0	0	24
48t)	Fitzgerald, Ariz (WR)	4	0	4	0	0	24
48t)	Forte, Chi. (RB)	4	3	1	0	0	24
48t)	Ingram, N.O. (RB)	4	4	0	0	0	24
48t)	LaFell, Car. (WR)	4	0	4	0	0	24
48t)	Murray, Dal. (RB)	4	4	0	0	0	24
48t)	Stafford, Det. (QB)	4	4	0	0	0	24
48t)	Stephens-Howling, Ariz (RB)	4	4	0	0	0	24
48t)	Tolbert, Car. (RB)	4	4	0	0	0	24
48t)	*Wilson, NY-G (RB)	4	3	0	1	0	24
48t)	T. Young, Det. (WR)	4	0	4	0	0	24

NFL / LEADING SCORERS, NONKICKERS

Rank	Player, Team	TD	Rush	Rec	Ret	X2	Pts
1)	Foster, Hou. (RB)	16	14	2	0	0	96
2t)	Ja. Jones, G.B. (WR)	12	0	12	0	0	72
2t)	*Richardson, Cle. (RB)	12	11	1	0	0	72
4)	Peterson, Min. (RB)	11	11	0	0	1	68
5t)	Green, Cin. (WR)	11	0	11	0	0	66
5t)	*Martin, T.B. (RB)	11	10	1	0	0	66
7)	Bryant, Dal. (WR)	10	0	10	0	1	62
8t)	Gronkowski, N.E. (TE)	10	0	10	0	0	60
8t)	Lynch, Sea. (RB)	10	10	0	0	0	60
8t)	Marshall, Chi. (WR)	10	0	10	0	0	60
8t)	Ridley, N.E. (RB)	10	10	0	0	0	60
8t)	Turner, Atl. (RB)	10	9	1	0	0	60
13t)	Cruz, NY-G (WR)	9	0	9	0	0	54
13t)	Decker, Den. (WR)	9	0	9	0	0	54
13t)	Gore, S.F. (RB)	9	7	1	1	0	54
13t)	Jones, Atl. (WR)	9	0	9	0	0	54
13t)	*Morris, Was. (RB)	9	9	0	0	0	54
13t)	Rice, Bal. (RB)	9	9	0	0	0	54
19t)	A. Brown, NY-G (RB)	8	8	0	0	1	50
19t)	Jackson, T.B. (WR)	8	0	8	0	1	50
19t)	Miller, Pit. (TE)	8	0	8	0	1	50
19t)	Rudolph, Min. (TE)	8	0	8	0	1	50
23t)	Cobb, G.B. (WR)	8	0	7	1	0	48
23t)	Colston, N.O. (WR)	8	0	8	0	0	48
23t)	Gonzalez, Atl. (TE)	8	0	8	0	0	48
23t)	J. Graham, N.O. (TE)	8	0	8	0	0	48
23t)	Leshoure, Det. (RB)	8	8	0	0	0	48
23t)	D. Thomas, Den. (WR)	8	0	8	0	0	48
23t)	Wallace, Pit. (WR)	8	0	8	0	0	48
30)	Sproles, N.O. (RB)	7	1	6	0	1	44
31t)	Crabtree, S.F. (WR)	7	0	7	0	0	42
31t)	*Hilton, Ind. (WR)	7	0	6	1	0	42
31t)	Moss, Was. (WR)	7	0	7	0	0	42
31t)	Newton, Car. (QB)	7	7	0	0	0	42
31t)	Pitta, Bal. (TE)	7	0	7	0	0	42
31t)	Rice, Sea. (WR)	7	0	7	0	0	42
31t)	Shorts, Jac. (WR)	7	0	7	0	0	42
31t)	T. Smith, Bal. (WR)	7	0	7	0	0	42
31t)	Spiller, Buf. (RB)	7	6	1	0	0	42
31t)	Tate, Sea. (WR)	7	0	7	0	0	42
31t)	Williams, T.B. (WR)	7	0	7	0	0	42
42)	Nelson, G.B. (WR)	6	0	6	0	1	38
43t)	Chandler, Buf. (TE)	6	0	6	0	0	36

43t)	Daniels, Hou. (TE)	6	0	6	0	0	36
43t)	Greene, NY-J (RB)	6	6	0	0	0	36
43t)	Green-Ellis, Cin. (RB)	6	6	0	0	0	36
43t)	*Griffin III, Was. (QB)	6	6	0	0	0	36
43t)	St. Johnson, Buf. (WR)	6	0	6	0	0	36
43t)	Moore, Oak. (WR)	6	0	6	0	0	36
43t)	Woodhead, N.E. (RB)	6	4	2	0	0	36

AFC / LEADING SCORERS, KICKERS

Rank	Player, Team	PAT	FG	Pct	Long	Pts
1)	Gostkowski, N.E.	60/60	26/32	.813	53	138
2)	S. Graham, Hou.	44/44	26/32	.813	51	122
3)	Prater, Den.	46/46	23/29	.793	53	115
4)	*Tucker, Bal.	37/37	25/27	.926	56	112
5)	Janikowski, Oak.	22/22	29/32	.906	57	109
6)	Suisham, Pit.	30/30	26/27	.963	52	108
7)	Dawson, Cle.	28/28	26/27	.963	52	106
8)	Vinatieri, Ind.	31/31	24/31	.774	53	103
9)	Bironas, Ten.	29/29	24/30	.800	53	101
10)	Lindell, Buf.	34/34	20/21	.952	50	94
11t)	Carpenter, Mia.	26/26	22/27	.815	53	92
11t)	Nugent, Cin.	35/35	19/23	.826	55	92
13)	Succop, K.C.	16/16	25/29	.862	52	91
14)	Scobee, Jac.	15/16	22/24	.917	50	81
15)	Folk, NY-J	28/28	17/22	.773	54	79
16)	Novak, S.D.	27/27	15/17	.882	51	72
17)	Kaeding, S.D.	6/ 6	7/ 7	1.000	45	27
18)	Brown, Cin.	5/ 5	6/ 6	1.000	52	23

NFC / LEADING SCORERS, KICKERS

Rank	Player, Team	PAT	FG	Pct	Long	Pts
1)	Tynes, NY-G	38/38	33/39	.846	50	137
2)	Bryant, Atl.	38/38	31/36	.861	55	131
3)	Hanson, Det.	34/34	28/32	.875	53	118
4)	*Walsh, Min.	30/30	29/32	.906	55	117
5)	Akers, S.F.	40/40	25/35	.714	63	115
6)	Bailey, Dal.	32/32	27/29	.931	51	113
7)	Barth, T.B.	37/37	23/28	.821	57	106
8)	Hauschka, Sea.	38/40	22/25	.880	52	104
9)	Henery, Phi.	22/23	25/28	.893	49	97
10)	Gould, Chi.	33/33	21/25	.840	54	96
11)	Hartley, N.O.	48/48	15/18	.833	53	93
12)	Crosby, G.B.	39/39	17/29	.586	54	90
13)	Feely, Ariz	23/23	21/24	.875	61	86
14)	*Zuerlein, St.L	21/21	21/28	.750	60	84
15)	Forbath, Was.	26/27	15/15	1.000	50	71
16)	Medlock, Car.	23/23	7/10	.700	45	44
17)	Cundiff, Was.	17/17	7/12	.583	45	38
18)	Gano, Car.	13/14	5/ 5	1.000	41	28
19)	Mare, Chi.	1/ 1	2/ 2	1.000	34	7

NFL / LEADING SCORERS, KICKERS

Rank	Player, Team	PAT	FG	Pct	Long	Pts
1)	Gostkowski, N.E.	60/60	26/32	.813	53	138
2)	Tynes, NY-G	38/38	33/39	.846	50	137
3)	Bryant, Atl.	38/38	31/36	.861	55	131
4)	S. Graham, Hou.	44/44	26/32	.813	51	122
5)	Hanson, Det.	34/34	28/32	.875	53	118
6)	*Walsh, Min.	30/30	29/32	.906	55	117
7t)	Akers, S.F.	40/40	25/35	.714	63	115
7t)	Prater, Den.	46/46	23/29	.793	53	115
9)	Bailey, Dal.	32/32	27/29	.931	51	113
10)	*Tucker, Bal.	37/37	25/27	.926	56	112
11)	Janikowski, Oak.	22/22	29/32	.906	57	109
12)	Suisham, Pit.	30/30	26/27	.963	52	108
13t)	Barth, T.B.	37/37	23/28	.821	57	106
13t)	Dawson, Cle.	28/28	26/27	.963	52	106
15)	Hauschka, Sea.	38/40	22/25	.880	52	104
16)	Vinatieri, Ind.	31/31	24/31	.774	53	103
17)	Bironas, Ten.	29/29	24/30	.800	53	101
18)	Henery, Phi.	22/23	25/28	.893	49	97
19)	Gould, Chi.	33/33	21/25	.840	54	96
20)	Lindell, Buf.	34/34	20/21	.952	50	94
21)	Hartley, N.O.	48/48	15/18	.833	53	93
22t)	Carpenter, Mia.	26/26	22/27	.815	53	92
22t)	Nugent, Cin.	35/35	19/23	.826	55	92
24)	Succop, K.C.	16/16	25/29	.862	52	91
25)	Crosby, G.B.	39/39	17/29	.586	54	90
26)	Feely, Ariz	23/23	21/24	.875	61	86
27)	*Zuerlein, St.L	21/21	21/28	.750	60	84
28)	Scobee, Jac.	15/16	22/24	.917	50	81

29)	Folk, NY-J	28/28	17/22	.773	54	79
30)	Novak, S.D.	27/27	15/17	.882	51	72
31)	Forbath, Was.	26/27	15/15	1.000	50	71
32)	Medlock, Car.	23/23	7/10	.700	45	44
33)	Cundiff, Was.	17/17	7/12	.583	45	38
34)	Gano, Car.	13/14	5/ 5	1.000	41	28
35)	Kaeding, S.D.	6/ 6	7/ 7	1.000	45	27
36)	Brown, Cin.	5/ 5	6/ 6	1.000	52	23
37)	Mare, Chi.	1/ 1	2/ 2	1.000	34	7

AFC / TOUCHBACKS ON KICKOFFS

Rank	Player, Team	TB
1)	Prater, Den.	56
2)	Gostkowski, N.E.	49
3)	*Tucker, Bal.	45
4)	McAfee, Ind.	42
5)	Bironas, Ten.	37
6)	Janikowski, Oak.	35
7)	Carpenter, Mia.	30
8t)	Dawson, Cle.	26
8t)	S. Graham, Hou.	26
10)	Suisham, Pit.	24
11)	Succop, K.C.	23
12)	Scobee, Jac.	22
13)	Nugent, Cin.	21
14)	Novak, S.D.	18
15)	*Potter, Buf.	13
16)	Folk, NY-J	12
17)	Kaeding, S.D.	8
18)	Lindell, Buf.	6
19)	Brown, Cin.	5

NFC / TOUCHBACKS ON KICKOFFS

Rank	Player, Team	TB
1)	Koenen, T.B.	53
2)	*Walsh, Min.	47
3)	Bosher, Atl.	39
4t)	Gould, Chi.	38
4t)	Morstead, N.O.	38
6)	Akers, S.F.	37
7t)	Crosby, G.B.	34
7t)	Hauschka, Sea.	34
9)	*Zuerlein, St.L	31
10)	Bailey, Dal.	28
11t)	Feely, Ariz	27
11t)	Hanson, Det.	27
13)	Henery, Phi.	24
14)	Tynes, NY-G	21
15)	Cundiff, Was.	18
16)	Medlock, Car.	17
17)	Forbath, Was.	13
18)	Gano, Car.	12
19)	Mare, Chi.	2
20)	Podlesh, Chi.	1

NFL / TOUCHBACKS ON KICKOFFS

Rank	Player, Team	TB
1)	Prater, Den.	56
2)	Koenen, T.B.	53
3)	Gostkowski, N.E.	49
4)	*Walsh, Min.	47
5)	*Tucker, Bal.	45
6)	McAfee, Ind.	42
7)	Bosher, Atl.	39
8t)	Gould, Chi.	38
8t)	Morstead, N.O.	38
10t)	Akers, S.F.	37
10t)	Bironas, Ten.	37
12)	Janikowski, Oak.	35
13t)	Crosby, G.B.	34
13t)	Hauschka, Sea.	34
15)	*Zuerlein, St.L	31
16)	Carpenter, Mia.	30
17)	Bailey, Dal.	28
18t)	Feely, Ariz	27
18t)	Hanson, Det.	27
20t)	Dawson, Cle.	26
20t)	S. Graham, Hou.	26
22t)	Henery, Phi.	24
22t)	Suisham, Pit.	24
24)	Succop, K.C.	23

25)	Scobee, Jac.	22
26t)	Nugent, Cin.	21
26t)	Tynes, NY-G	21
28t)	Cundiff, Was.	18
28t)	Novak, S.D.	18
30)	Medlock, Car.	17
31t)	Forbath, Was.	13
31t)	*Potter, Buf.	13
33t)	Folk, NY-J	12
33t)	Gano, Car.	12
35)	Kaeding, S.D.	8
36)	Lindell, Buf.	6
37)	Brown, Cin.	5
38)	Mare, Chi.	2
39)	Podlesh, Chi.	1

AFC / MOST YARDS FROM SCRIMMAGE

Rank	Player, Team	Yards	Total			Rushing			Receiving		
			Att+Rec	Avg		Yards	Att	Avg	Yards	Rec	Avg
1)	Foster, Hou. (RB)	1493	361	4.1		1313	325	4.0	180	36	5.0
2)	Rice, Bal. (RB)	1458	285	5.1		1031	230	4.5	427	55	7.8
3)	Charles, K.C. (RB)	1448	282	5.1		1230	249	4.9	218	33	6.6
4)	Spiller, Buf. (RB)	1399	198	7.1		1047	161	6.5	352	37	9.5
5)	C. Johnson, Ten. (RB)	1369	277	4.9		1159	244	4.8	210	33	6.4
6)	A. Johnson, Hou. (WR)	1360	93	14.6		0	0	---	1360	93	14.6
7)	*Richardson, Cle. (RB)	1249	306	4.1		897	258	3.5	352	48	7.3
8)	Green, Cin. (WR)	1246	89	14.0		38	4	9.5	1208	85	14.2
9)	Wayne, Ind. (WR)	1229	98	12.5		-5	1	-5.0	1234	97	12.7
10)	D. Thomas, Den. (WR)	1210	78	15.5		0	0	---	1210	78	15.5
11)	Green-Ellis, Cin. (RB)	1184	284	4.2		1080	263	4.1	104	21	5.0
12)	Welker, N.E. (WR)	1172	100	11.7		0	0	---	1172	100	11.7
13)	Ridley, N.E. (RB)	1156	258	4.5		1105	252	4.4	51	6	8.5
14)	Bush, Mia. (RB)	1122	229	4.9		895	200	4.5	227	29	7.8
15)	Greene, NY-J (RB)	1057	258	4.1		951	243	3.9	106	15	7.1
16)	Hartline, Mia. (WR)	1002	67	15.0		0	0	---	1002	67	15.0
17)	Mathews, S.D. (RB)	959	223	4.3		707	184	3.8	252	39	6.5
18)	McGahee, Den. (RB)	952	193	4.9		731	167	4.4	221	26	8.5
19)	Decker, Den. (WR)	923	72	12.8		0	0	---	923	72	12.8
20)	Shorts, Jac. (WR)	921	50	18.4		-4	1	-4.0	925	49	18.9
21)	St. Johnson, Buf. (WR)	891	69	12.9		0	0	---	891	69	12.9
22)	McFadden, Oak. (RB)	858	217	4.0		617	180	3.4	241	37	6.5
23)	Lloyd, N.E. (WR)	840	67	12.5		0	0	---	840	67	12.5
24t)	Boldin, Bal. (WR)	831	59	14.1		3	1	3.0	828	58	14.3
24t)	Wallace, Pit. (WR)	831	67	12.4		8	4	2.0	823	63	13.1
26)	Floyd, S.D. (WR)	814	56	14.5		0	0	---	814	56	14.5
27)	*Ballard, Ind. (RB)	810	179	4.5		667	164	4.1	143	15	9.5
28)	Bowe, K.C. (WR)	801	59	13.6		0	0	---	801	59	13.6
29)	T. Smith, Bal. (WR)	780	46	17.0		13	2	6.5	767	44	17.4
30)	Bess, Mia. (WR)	778	61	12.8		0	0	---	778	61	12.8
31)	Miller, Pit. (TE)	771	68	11.3		0	0	---	771	68	11.3
32)	*Gordon, Cle. (WR)	759	45	16.9		0	0	---	759	45	16.9
33)	Avery, Ind. (WR)	752	59	12.7		9	4	2.3	743	55	13.5
34)	Reece, Oak. (RB)	749	107	7.0		271	59	4.6	478	48	10.0
35)	Gronkowski, N.E. (TE)	748	53	14.1		0	0	---	748	53	14.1
36t)	*Hilton, Ind. (WR)	745	49	15.2		29	5	5.8	716	44	16.3
36t)	Kerley, NY-J (WR)	745	56	13.3		6	3	2.0	739	53	13.9
38)	Myers, Oak. (TE)	743	72	10.3		0	0	---	743	72	10.3
39t)	*Blackmon, Jac. (WR)	719	52	13.8		12	1	12.0	707	51	13.9
39t)	Moore, Oak. (WR)	719	48	15.0		-5	1	-5.0	724	47	15.4
41)	Washington, Ten. (WR)	710	43	16.5		0	0	---	710	43	16.5
42)	Gresham, Cin. (TE)	699	61	11.5		0	0	---	699	61	11.5
43)	A. Brown, Pit. (WR)	698	64	10.9		30	5	6.0	668	59	11.3
44)	Daniels, Hou. (TE)	662	56	11.8		0	0	---	662	56	11.8
45)	F. Jackson, Buf. (RB)	654	149	4.4		437	115	3.8	217	34	6.4
46)	Dwyer, Pit. (RB)	629	148	4.3		532	131	4.1	97	17	5.7
47)	Pitta, Bal. (TE)	613	57	10.8		0	0	---	613	57	10.8
48)	Woodhead, N.E. (RB)	605	103	5.9		276	70	3.9	329	33	10.0
49)	*Wright, Ten. (WR)	590	63	9.4		4	1	4.0	586	62	9.5
50)	Sanders, Pit. (WR)	589	42	14.0		4	1	4.0	585	41	14.3

NFC / MOST YARDS FROM SCRIMMAGE

Rank	Player, Team	Yards	Total			Rushing			Receiving		
			Att+Rec	Avg		Yards	Att	Avg	Yards	Rec	Avg
1)	Peterson, Min. (RB)	2023	327	6.2		1812	289	6.3	211	38	5.6
2)	C. Johnson, Det. (WR)	1667	106	15.7		0	0	---	1667	106	15.7
3)	*Martin, T.B. (RB)	1647	311	5.3		1250	273	4.6	397	38	10.4
4)	Lynch, Sea. (RB)	1542	290	5.3		1379	271	5.1	163	19	8.6
5)	Marshall, Chi. (WR)	1398	107	13.1		0	0	---	1398	107	13.1
6)	*Morris, Was. (RB)	1370	288	4.8		1322	280	4.7	48	8	6.0
7)	Gore, S.F. (RB)	1331	257	5.2		1118	232	4.8	213	25	8.5
8)	Jackson, T.B. (WR)	1226	62	19.8		0	0	---	1226	62	19.8

9)	Forte, Chi. (RB)	1215	253	4.8	903	212	4.3	312	41	7.6
10)	Jackson, St.L (RB)	1189	257	4.6	909	227	4.0	280	30	9.3
11)	White, Atl. (WR)	1156	79	14.6	0	0	---	1156	79	14.6
12)	Jones, Atl. (WR)	1108	74	15.0	37	5	7.4	1071	69	15.5
13)	S. Smith, Car. (WR)	1083	69	15.7	27	3	9.0	1056	66	16.0
14)	Bryant, Dal. (WR)	1082	81	13.4	-5	2	-2.5	1087	79	13.8
15)	Bradshaw, NY-G (RB)	1065	217	4.9	869	196	4.4	196	21	9.3
16)	Cobb, G.B. (WR)	1024	87	11.8	132	10	13.2	892	77	11.6
17)	Cruz, NY-G (WR)	1019	79	12.9	0	0	---	1019	79	12.9
18)	McCoy, Phi. (RB)	985	217	4.5	750	177	4.2	235	40	5.9
19)	Colston, N.O. (WR)	949	68	14.0	0	0	---	949	68	14.0
20)	Witten, Dal. (TE)	923	97	9.5	0	0	---	923	97	9.5
21)	Austin, Dal. (WR)	898	62	14.5	0	0	---	898	62	14.5
22)	Moore, N.O. (WR)	890	57	15.6	0	0	---	890	57	15.6
23)	Gonzalez, Atl. (TE)	880	87	10.1	0	0	---	880	87	10.1
24)	Crabtree, S.F. (WR)	876	74	11.8	8	1	8.0	868	73	11.9
25)	Leshoure, Det. (RB)	869	213	4.1	695	185	3.8	174	28	6.2
26)	Turner, Atl. (RB)	853	218	3.9	741	203	3.7	112	15	7.5
27)	Williams, T.B. (WR)	799	50	16.0	0	0	---	799	50	16.0
28)	Bell, Det. (RB)	791	117	6.8	398	76	5.2	393	41	9.6
29)	J. Graham, N.O. (TE)	779	69	11.3	0	0	---	779	69	11.3
30)	Harvin, Min. (WR)	773	84	9.2	96	22	4.4	677	62	10.9
31)	Pi. Thomas, N.O. (RB)	750	130	5.8	457	98	4.7	293	32	9.2
32)	*Griffin III, Was. (QB)	748	112	6.7	748	112	6.7	0	0	---
33)	Olsen, Car. (TE)	747	59	12.7	0	0	---	747	59	12.7
34)	Rice, Sea. (WR)	740	51	14.5	6	2	3.0	734	49	15.0
35)	Murray, Dal. (RB)	737	162	4.5	547	133	4.1	190	29	6.6
36)	Roberts, Ariz (WR)	728	59	12.3	31	3	10.3	697	56	12.4
37)	Maclin, Phi. (WR)	719	57	12.6	0	0	---	719	57	12.6
38)	Jackson, Phi. (WR)	693	48	14.4	-7	3	-2.3	700	45	15.6
39)	Nicks, NY-G (WR)	692	53	13.1	0	0	---	692	53	13.1
40)	Sproles, N.O. (RB)	679	96	7.1	195	36	5.4	484	60	8.1
41)	Fitzgerald, Ariz (WR)	674	61	11.0	0	0	---	674	61	11.0
42)	D. Williams, Car. (RB)	663	152	4.4	508	142	3.6	155	10	15.5
43)	Jac. Rodgers, Atl. (RB)	661	127	5.2	320	83	3.9	341	44	7.8
44)	Nelson, G.B. (WR)	658	46	14.3	0	0	---	658	46	14.3
45)	Newton, Car. (QB)	653	108	6.0	647	108	6.0	6	0	---
46)	Amendola, St.L (WR)	642	59	10.9	8	2	4.0	634	57	11.1
47)	F. Jones, Dal. (RB)	640	131	4.9	378	106	3.6	262	25	10.5
48)	Ja. Jones, G.B. (WR)	622	51	12.2	0	0	---	622	51	12.2
49)	*Givens, St.L (WR)	618	40	15.5	12	3	4.0	606	37	16.4
50)	*D. Richardson, St.L (RB)	615	113	5.4	466	91	5.1	149	22	6.8

NFL / MOST YARDS FROM SCRIMMAGE

Rank	Player, Team	Yards	Total		Rushing			Receiving		
			Att+Rec	Avg	Yards	Att	Avg	Yards	Rec	Avg
1)	Peterson, Min. (RB)	2023	327	6.2	1812	289	6.3	211	38	5.6
2)	C. Johnson, Det. (WR)	1667	106	15.7	0	0	---	1667	106	15.7
3)	*Martin, T.B. (RB)	1647	311	5.3	1250	273	4.6	397	38	10.4
4)	Lynch, Sea. (RB)	1542	290	5.3	1379	271	5.1	163	19	8.6
5)	Foster, Hou. (RB)	1493	361	4.1	1313	325	4.0	180	36	5.0
6)	Rice, Bal. (RB)	1458	285	5.1	1031	230	4.5	427	55	7.8
7)	Charles, K.C. (RB)	1448	282	5.1	1230	249	4.9	218	33	6.6
8)	Spiller, Buf. (RB)	1399	198	7.1	1047	161	6.5	352	37	9.5
9)	Marshall, Chi. (WR)	1398	107	13.1	0	0	---	1398	107	13.1
10)	*Morris, Was. (RB)	1370	288	4.8	1322	280	4.7	48	8	6.0
11)	C. Johnson, Ten. (RB)	1369	277	4.9	1159	244	4.8	210	33	6.4
12)	A. Johnson, Hou. (WR)	1360	93	14.6	0	0	---	1360	93	14.6
13)	Gore, S.F. (RB)	1331	257	5.2	1118	232	4.8	213	25	8.5
14)	*Richardson, Cle. (RB)	1249	306	4.1	897	258	3.5	352	48	7.3
15)	Green, Cin. (WR)	1246	89	14.0	38	4	9.5	1208	85	14.2
16)	Wayne, Ind. (WR)	1229	98	12.5	-5	1	-5.0	1234	97	12.7
17)	Jackson, T.B. (WR)	1226	62	19.8	0	0	---	1226	62	19.8
18)	Forte, Chi. (RB)	1215	253	4.8	903	212	4.3	312	41	7.6
19)	D. Thomas, Den. (WR)	1210	78	15.5	0	0	---	1210	78	15.5
20)	Jackson, St.L (RB)	1189	257	4.6	909	227	4.0	280	30	9.3
21)	Green-Ellis, Cin. (RB)	1184	284	4.2	1080	263	4.1	104	21	5.0
22)	Welker, N.E. (WR)	1172	100	11.7	0	0	---	1172	100	11.7
23t)	Ridley, N.E. (RB)	1156	258	4.5	1105	252	4.4	51	6	8.5
23t)	White, Atl. (WR)	1156	79	14.6	0	0	---	1156	79	14.6
25)	Bush, Mia. (RB)	1122	229	4.9	895	200	4.5	227	29	7.8
26)	Jones, Atl. (WR)	1108	74	15.0	37	5	7.4	1071	69	15.5
27)	S. Smith, Car. (WR)	1083	69	15.7	27	3	9.0	1056	66	16.0
28)	Bryant, Dal. (WR)	1082	81	13.4	-5	2	-2.5	1087	79	13.8
29)	Bradshaw, NY-G (RB)	1065	217	4.9	869	196	4.4	196	21	9.3
30)	Greene, NY-J (RB)	1057	258	4.1	951	243	3.9	106	15	7.1
31)	Cobb, G.B. (WR)	1024	87	11.8	132	10	13.2	892	77	11.6
32)	Cruz, NY-G (WR)	1019	79	12.9	0	0	---	1019	79	12.9
33)	Hartline, Mia. (WR)	1002	67	15.0	0	0	---	1002	67	15.0
34)	McCoy, Phi. (RB)	985	217	4.5	750	177	4.2	235	40	5.9
35)	Mathews, S.D. (RB)	959	223	4.3	707	184	3.8	252	39	6.5

36)	McGahee, Den. (RB)	952	193	4.9	731	167	4.4	221	26	8.5
37)	Colston, N.O. (WR)	949	68	14.0	0	0	---	949	68	14.0
38t)	Decker, Den. (WR)	923	72	12.8	0	0	---	923	72	12.8
38t)	Witten, Dal. (TE)	923	97	9.5	0	0	---	923	97	9.5
40)	Shorts, Jac. (WR)	921	50	18.4	-4	1	-4.0	925	49	18.9
41)	Austin, Dal. (WR)	898	62	14.5	0	0	---	898	62	14.5
42)	St. Johnson, Buf. (WR)	891	69	12.9	0	0	---	891	69	12.9
43)	Moore, N.O. (WR)	890	57	15.6	0	0	---	890	57	15.6
44)	Gonzalez, Atl. (TE)	880	87	10.1	0	0	---	880	87	10.1
45)	Crabtree, S.F. (WR)	876	74	11.8	8	1	8.0	868	73	11.9
46)	Leshoure, Det. (RB)	869	213	4.1	695	185	3.8	174	28	6.2
47)	McFadden, Oak. (RB)	858	217	4.0	617	180	3.4	241	37	6.5
48)	Turner, Atl. (RB)	853	218	3.9	741	203	3.7	112	15	7.5
49)	Lloyd, N.E. (WR)	840	67	12.5	0	0	---	840	67	12.5
50t)	Boldin, Bal. (WR)	831	59	14.1	3	1	3.0	828	58	14.3
50t)	Wallace, Pit. (WR)	831	67	12.4	8	4	2.0	823	63	13.1

AFC / LEADERS IN FIRST DOWNS

Rank	Player, Team	Rush	Rec	Tot
1)	Foster, Hou. (RB)	75	8	83
2)	Ridley, N.E. (RB)	70	2	72
3)	Rice, Bal. (RB)	49	20	69
4)	A. Johnson, Hou. (WR)	0	68	68
5)	Wayne, Ind. (WR)	0	65	65
6)	Charles, K.C. (RB)	54	10	64
7)	Spiller, Buf. (RB)	46	15	61
8)	Welker, N.E. (WR)	0	60	60
9t)	Green, Cin. (WR)	2	56	58
9t)	Green-Ellis, Cin. (RB)	54	4	58
11)	McGahee, Den. (RB)	43	10	53
12)	*Richardson, Cle. (RB)	34	17	51
13)	D. Thomas, Den. (WR)	0	50	50
14)	*Ballard, Ind. (RB)	42	7	49
15)	C. Johnson, Ten. (RB)	41	7	48
16)	Floyd, S.D. (WR)	0	47	47
17t)	Bush, Mia. (RB)	36	10	46
17t)	Lloyd, N.E. (WR)	0	46	46
19t)	Greene, NY-J (RB)	43	2	45
19t)	St. Johnson, Buf. (WR)	0	45	45
21)	Hartline, Mia. (WR)	0	44	44
22t)	Bowe, K.C. (WR)	0	43	43
22t)	Gronkowski, N.E. (TE)	0	43	43
22t)	Mathews, S.D. (RB)	34	9	43
22t)	Miller, Pit. (TE)	0	43	43
26)	Decker, Den. (WR)	0	42	42
27)	McFadden, Oak. (RB)	31	10	41
28)	A. Brown, Pit. (WR)	2	38	40
29t)	Boldin, Bal. (WR)	0	39	39
29t)	Myers, Oak. (TE)	0	39	39
31)	Bess, Mia. (WR)	0	38	38
32)	*Wright, Ten. (WR)	0	37	37
33t)	*Gordon, Cle. (WR)	0	36	36
33t)	Reece, Oak. (RB)	16	20	36
35t)	Avery, Ind. (WR)	0	35	35
35t)	*Blackmon, Jac. (WR)	1	34	35
35t)	Chandler, Buf. (TE)	0	35	35
35t)	F. Jackson, Buf. (RB)	25	10	35
35t)	T. Smith, Bal. (WR)	1	34	35
40t)	Daniels, Hou. (TE)	0	34	34
40t)	Shorts, Jac. (WR)	0	34	34
40t)	Woodhead, N.E. (RB)	17	17	34
43)	Wallace, Pit. (WR)	1	32	33
44)	Moore, Oak. (WR)	0	32	32
45t)	Gresham, Cin. (TE)	0	31	31
45t)	Redman, Pit. (RB)	23	8	31
47)	Moreno, Den. (RB)	23	7	30
48t)	*Allen, Ind. (TE)	1	28	29
48t)	Dwyer, Pit. (RB)	22	7	29
48t)	Kerley, NY-J (WR)	0	29	29
48t)	Little, Cle. (WR)	1	28	29
48t)	Washington, Ten. (WR)	0	29	29

NFC / LEADERS IN FIRST DOWNS

Rank	Player, Team	Rush	Rec	Tot
1t)	C. Johnson, Det. (WR)	0	79	79
1t)	Peterson, Min. (RB)	70	9	79
3)	Gore, S.F. (RB)	62	9	71
4)	Marshall, Chi. (WR)	0	70	70
5)	Lynch, Sea. (RB)	60	9	69
6)	*Morris, Was. (RB)	66	2	68
7t)	*Martin, T.B. (RB)	51	13	64

7t)	White, Atl. (WR)	0	64	64
9)	Gonzalez, Atl. (TE)	0	62	62
10t)	Colston, N.O. (WR)	0	54	54
10t)	Jackson, St.L (RB)	42	12	54
10t)	Jackson, T.B. (WR)	0	54	54
13)	Jones, Atl. (WR)	3	49	52
14)	Bradshaw, NY-G (RB)	45	6	51
15t)	Cobb, G.B. (WR)	7	42	49
15t)	Cruz, NY-G (WR)	0	49	49
15t)	McCoy, Phi. (RB)	38	11	49
15t)	Witten, Dal. (TE)	0	49	49
19t)	Forte, Chi. (RB)	34	14	48
19t)	J. Graham, N.O. (TE)	0	48	48
19t)	Leshoure, Det. (RB)	39	9	48
19t)	Moore, N.O. (WR)	0	48	48
19t)	S. Smith, Car. (WR)	1	47	48
24)	Crabtree, S.F. (WR)	0	46	46
25)	Austin, Dal. (WR)	0	45	45
26t)	Bryant, Dal. (WR)	0	44	44
26t)	Newton, Car. (QB)	44	0	44
28)	Harvin, Min. (WR)	6	36	42
29)	Murray, Dal. (RB)	32	9	41
30t)	Bell, Det. (RB)	16	23	39
30t)	Roberts, Ariz (WR)	2	37	39
32)	Gibson, St.L (WR)	0	38	38
33t)	Fitzgerald, Ariz (WR)	0	37	37
33t)	Turner, Atl. (RB)	36	1	37
35t)	Amendola, St.L (WR)	0	36	36
35t)	*Griffin III, Was. (QB)	36	0	36
35t)	Olsen, Car. (TE)	0	36	36
35t)	Rice, Sea. (WR)	0	36	36
39t)	Ja. Jones, G.B. (WR)	0	35	35
39t)	Nicks, NY-G (WR)	0	35	35
41t)	Bush, Chi. (RB)	28	6	34
41t)	Williams, T.B. (WR)	0	34	34
43t)	*Brown, Phi. (RB)	30	3	33
43t)	Nelson, G.B. (WR)	0	33	33
43t)	Pettigrew, Det. (TE)	0	33	33
46)	Bennett, NY-G (TE)	0	32	32
47t)	F. Jones, Dal. (RB)	21	10	31
47t)	Maclin, Phi. (WR)	0	31	31
47t)	Pi. Thomas, N.O. (RB)	15	16	31
50t)	Jackson, Phi. (WR)	0	30	30
50t)	Rudolph, Min. (TE)	0	30	30
50t)	Tolbert, Car. (RB)	18	12	30
50t)	D. Williams, Car. (RB)	26	4	30

NFL / LEADERS IN FIRST DOWNS

Rank	Player, Team	Rush	Rec	Tot
1)	Foster, Hou. (RB)	75	8	83
2t)	C. Johnson, Det. (WR)	0	79	79
2t)	Peterson, Min. (RB)	70	9	79
4)	Ridley, N.E. (RB)	70	2	72
5)	Gore, S.F. (RB)	62	9	71
6)	Marshall, Chi. (WR)	0	70	70
7t)	Lynch, Sea. (RB)	60	9	69
7t)	Rice, Bal. (RB)	49	20	69
9t)	A. Johnson, Hou. (WR)	0	68	68
9t)	*Morris, Was. (RB)	66	2	68
11)	Wayne, Ind. (WR)	0	65	65
12t)	Charles, K.C. (RB)	54	10	64
12t)	*Martin, T.B. (RB)	51	13	64
12t)	White, Atl. (WR)	0	64	64
15)	Gonzalez, Atl. (TE)	0	62	62
16)	Spiller, Buf. (RB)	46	15	61
17)	Welker, N.E. (WR)	0	60	60
18t)	Green, Cin. (WR)	2	56	58
18t)	Green-Ellis, Cin. (RB)	54	4	58
20t)	Colston, N.O. (WR)	0	54	54
20t)	Jackson, St.L (RB)	42	12	54
20t)	Jackson, T.B. (WR)	0	54	54
23)	McGahee, Den. (RB)	43	10	53
24)	Jones, Atl. (WR)	3	49	52
25t)	Bradshaw, NY-G (RB)	45	6	51
25t)	*Richardson, Cle. (RB)	34	17	51
27)	D. Thomas, Den. (WR)	0	50	50
28t)	*Ballard, Ind. (RB)	42	7	49
28t)	Cobb, G.B. (WR)	7	42	49
28t)	Cruz, NY-G (WR)	0	49	49
28t)	McCoy, Phi. (RB)	38	11	49
28t)	Witten, Dal. (TE)	0	49	49

33t)	Forte, Chi. (RB)	34	14	48
33t)	J. Graham, N.O. (TE)	0	48	48
33t)	C. Johnson, Ten. (RB)	41	7	48
33t)	Leshoure, Det. (RB)	39	9	48
33t)	Moore, N.O. (WR)	0	48	48
33t)	S. Smith, Car. (WR)	1	47	48
39)	Floyd, S.D. (WR)	0	47	47
40t)	Bush, Mia. (RB)	36	10	46
40t)	Crabtree, S.F. (WR)	0	46	46
40t)	Lloyd, N.E. (WR)	0	46	46
43t)	Austin, Dal. (WR)	0	45	45
43t)	Greene, NY-J (RB)	43	2	45
43t)	St. Johnson, Buf. (WR)	0	45	45
46t)	Bryant, Dal. (WR)	0	44	44
46t)	Hartline, Mia. (WR)	0	44	44
46t)	Newton, Car. (QB)	44	0	44
49t)	Bowe, K.C. (WR)	0	43	43
49t)	Gronkowski, N.E. (TE)	0	43	43
49t)	Mathews, S.D. (RB)	34	9	43
49t)	Miller, Pit. (TE)	0	43	43

AFC / LEADING PUNTERS

Rank	Player, Team	No	Yards	Lg	Avg	TB	Blk	Dwn	OB	Opp Ret	In	Net
1)	Fields, Mia.	65	3291	67	50.6	8	0	4	6	38	440	24 41.4
2)	Scifres, S.D.	70	3412	66	48.7	7	2	13	4	34	319	28 41.0
3)	McAfee, Ind.	61	2972	64	48.7	6	1	8	6	28	350	21 40.4
4)	Koch, Bal.	74	3538	59	47.8	7	0	5	5	46	365	26 41.0
5)	Lechler, Oak.	70	3330	68	47.6	9	1	6	2	42	421	16 38.4
6)	*Anger, Jac.	82	3896	73	47.5	5	1	10	6	34	293	28 42.2
7)	Kern, Ten.	69	3275	71	47.5	5	1	8	12	30	279	27 41.4
8)	Colquitt, K.C.	72	3376	71	46.9	6	0	16	7	25	355	41 40.3
9)	Do. Jones, Hou.	79	3695	66	46.8	5	0	9	10	41	414	26 40.3
10)	Colquitt, Den.	61	2818	67	46.2	4	0	10	2	30	175	26 42.0
11)	Malone, NY-J	74	3410	61	46.1	6	2	10	10	27	268	24 39.8
12)	Huber, Cin.	63	2894	69	45.9	5	0	15	8	24	198	25 41.2
13)	*Powell, Buf.	56	2493	62	44.5	2	0	6	12	25	319	21 38.1
14)	*Butler, Pit.	64	2806	79	43.8	4	1	11	5	26	301	23 37.3
15)	Mesko, N.E.	50	2168	62	43.4	6	1	10	1	18	104	23 38.1
16)	Hodges, Cle.	83	3482	58	42.0	4	0	11	14	30	331	25 37.0

NFC / LEADING PUNTERS

Rank	Player, Team	No	Yards	Lg	Avg	TB	Blk	Dwn	OB	Opp Ret	In	Net
1)	Morstead, N.O.	63	3168	70	50.3	4	0	8	13	27	275	16 44.7
2)	Lee, S.F.	60	2886	66	48.1	4	0	7	1	31	215	34 43.2
3)	Bosher, Atl.	50	2375	63	47.5	3	1	4	2	23	206	17 41.4
4)	McBriar, Phi.	49	2312	66	47.2	6	1	2	3	25	358	12 36.7
5)	Weatherford, NY-G	48	2243	68	46.7	6	0	4	4	29	293	17 38.1
6)	Ryan, Sea.	59	2739	73	46.4	2	0	7	8	27	244	28 41.6
7)	Zastudil, Ariz	98	4546	68	46.4	7	0	10	6	42	369	38 41.2
8)	*Hekker, St.L	70	3178	68	45.4	3	0	4	17	36	373	20 39.2
9)	Koenen, T.B.	70	3164	64	45.2	6	1	6	8	36	398	19 37.3
10)	Kluwe, Min.	65	2907	59	44.7	2	0	11	4	37	284	17 39.7
11)	Moorman, Buf.-Dal.	61	2706	66	44.4	2	0	6	17	27	401	20 37.1
12)	Rocca, Was.	61	2691	61	44.1	3	2	4	3	35	232	19 38.1
13)	Masthay, G.B.	64	2796	65	43.7	5	1	7	7	21	131	29 39.5
14)	*Nortman, Car.	70	2971	63	42.4	6	1	8	4	32	317	19 35.7
15)	Podlesh, Chi.	67	2786	55	41.6	4	0	16	7	22	73	27 39.3
16)	Harris, Det.	60	2482	58	41.4	1	0	8	5	24	226	18 37.3

NFL / LEADING PUNTERS

Rank	Player, Team	No	Yards	Lg	Avg	TB	Blk	Dwn	OB	Opp Ret	In	Net
1)	Fields, Mia.	65	3291	67	50.6	8	0	4	6	38	440	24 41.4
2)	Morstead, N.O.	63	3168	70	50.3	4	0	8	13	27	275	16 44.7
3)	Scifres, S.D.	70	3412	66	48.7	7	2	13	4	34	319	28 41.0
4)	McAfee, Ind.	61	2972	64	48.7	6	1	8	6	28	350	21 40.4
5)	Lee, S.F.	60	2886	66	48.1	4	0	7	1	31	215	34 43.2
6)	Koch, Bal.	74	3538	59	47.8	7	0	5	5	46	365	26 41.0
7)	Lechler, Oak.	70	3330	68	47.6	9	1	6	2	42	421	16 38.4
8)	*Anger, Jac.	82	3896	73	47.5	5	1	10	6	34	293	28 42.2
9)	Bosher, Atl.	50	2375	63	47.5	3	1	4	2	23	206	17 41.4
10)	Kern, Ten.	69	3275	71	47.5	5	1	8	12	30	279	27 41.4
11)	McBriar, Phi.	49	2312	66	47.2	6	1	2	3	25	358	12 36.7
12)	Colquitt, K.C.	72	3376	71	46.9	6	0	16	7	25	355	41 40.3
13)	Do. Jones, Hou.	79	3695	66	46.8	5	0	9	10	41	414	26 40.3
14)	Weatherford, NY-G	48	2243	68	46.7	6	0	4	4	29	293	17 38.1
15)	Ryan, Sea.	59	2739	73	46.4	2	0	7	8	27	244	28 41.6
16)	Zastudil, Ariz	98	4546	68	46.4	7	0	10	6	42	369	38 41.2
17)	Colquitt, Den.	61	2818	67	46.2	4	0	10	2	30	175	26 42.0

18)	Malone, NY-J	74	3410	61	46.1	6	2	10	10	27	268	24	39.8
19)	Huber, Cin.	63	2894	69	45.9	5	0	15	8	24	198	25	41.2
20)	*Hekker, St.L	70	3178	68	45.4	3	0	4	17	36	373	20	39.2
21)	Koenen, T.B.	70	3164	64	45.2	6	1	6	8	36	398	19	37.3
22)	Kluwe, Min.	65	2907	59	44.7	2	0	11	4	37	284	17	39.7
23)	*Powell, Buf.	56	2493	62	44.5	2	0	6	12	25	319	21	38.1
24)	Moorman, Buf.-Dal.	61	2706	66	44.4	2	0	6	17	27	401	20	37.1
25)	Rocca, Was.	61	2691	61	44.1	3	2	4	3	35	232	19	38.1
26)	*Butler, Pit.	64	2806	79	43.8	4	1	11	5	26	301	23	37.3
27)	Masthay, G.B.	64	2796	65	43.7	5	1	7	7	21	131	29	39.5
28)	Mesko, N.E.	50	2168	62	43.4	6	1	10	1	18	104	23	38.1
29)	*Nortman, Car.	70	2971	63	42.4	6	1	8	4	32	317	19	35.7
30)	Hodges, Cle.	83	3482	58	42.0	4	0	11	14	30	331	25	37.0
31)	Podlesh, Chi.	67	2786	55	41.6	4	0	16	7	22	73	27	39.3
32)	Harris, Det.	60	2482	58	41.4	1	0	8	5	24	226	18	37.3

AFC / LEADING PUNTERS, NET AVERAGE

										Opp	Ret	In	Net
Rank	Player, Team	No	Yards	Lg	Avg	TB	Blk	Dwn	OB	Ret	Yds	20	Avg
1)	*Anger, Jac.	82	3896	73	47.5	5	1	10	6	34	293	28	42.2
2)	Colquitt, Den.	61	2818	67	46.2	4	0	10	2	30	175	26	42.0
3)	Fields, Mia.	65	3291	67	50.6	8	0	4	6	38	440	24	41.4
4)	Kern, Ten.	69	3275	71	47.5	5	1	8	12	30	279	27	41.4
5)	Huber, Cin.	63	2894	69	45.9	5	0	15	8	24	198	25	41.2
6)	Scifres, S.D.	70	3412	66	48.7	7	2	13	4	34	319	28	41.0
7)	Koch, Bal.	74	3538	59	47.8	7	0	5	5	46	365	26	41.0
8)	McAfee, Ind.	61	2972	64	48.7	6	1	8	6	28	350	21	40.4
9)	Colquitt, K.C.	72	3376	71	46.9	6	0	16	7	25	355	41	40.3
10)	Do. Jones, Hou.	79	3695	66	46.8	5	0	9	10	41	414	26	40.3
11)	Malone, NY-J	74	3410	61	46.1	6	2	10	10	27	268	24	39.8
12)	Lechler, Oak.	70	3330	68	47.6	9	1	6	2	42	421	16	38.4
13)	Mesko, N.E.	50	2168	62	43.4	6	1	10	1	18	104	23	38.1
14)	*Powell, Buf.	56	2493	62	44.5	2	0	6	12	25	319	21	38.1
15)	*Butler, Pit.	64	2806	79	43.8	4	1	11	5	26	301	23	37.3
16)	Hodges, Cle.	83	3482	58	42.0	4	0	11	14	30	331	25	37.0

NFC / LEADING PUNTERS, NET AVERAGE

Rank	Player, Team	No	Yards	Lg	Avg	TB	Blk	Dwn	OB	Opp Ret	In	Net	
1)	Morstead, N.O.	63	3168	70	50.3	4	0	8	13	27	275	16	44.7
2)	Lee, S.F.	60	2886	66	48.1	4	0	7	1	31	215	34	43.2
3)	Ryan, Sea.	59	2739	73	46.4	2	0	7	8	27	244	28	41.6
4)	Bosher, Atl.	50	2375	63	47.5	3	1	4	2	23	206	17	41.4
5)	Zastudil, Ariz	98	4546	68	46.4	7	0	10	6	42	369	38	41.2
6)	Kluwe, Min.	65	2907	59	44.7	2	0	11	4	37	284	17	39.7
7)	Masthay, G.B.	64	2796	65	43.7	5	1	7	7	21	131	29	39.5
8)	Podlesh, Chi.	67	2786	55	41.6	4	0	16	7	22	73	27	39.3
9)	*Hekker, St.L	70	3178	68	45.4	3	0	4	17	36	373	20	39.2
10)	Weatherford, NY-G	48	2243	68	46.7	6	0	4	4	29	293	17	38.1
11)	Rocca, Was.	61	2691	61	44.1	3	2	4	3	35	232	19	38.1
12)	Koenen, T.B.	70	3164	64	45.2	6	1	6	8	36	398	19	37.3
13)	Harris, Det.	60	2482	58	41.4	1	0	8	5	24	226	18	37.3
14)	Moorman, Buf.-Dal.	61	2706	66	44.4	2	0	6	17	27	401	20	37.1
15)	McBriar, Phi.	49	2312	66	47.2	6	1	2	3	25	358	12	36.7
16)	*Nortman, Car.	70	2971	63	42.4	6	1	8	4	32	317	19	35.7

NFL / LEADING PUNTERS, NET AVERAGE

Rank	Player, Team	No	Yards	Lg	Avg	TB	Blk	Dwn	OB	Opp Ret	Yds	In	Net
1)	Morstead, N.O.	63	3168	70	50.3	4	0	8	13	27	275	16	44.7
2)	Lee, S.F.	60	2886	66	48.1	4	0	7	1	31	215	34	43.2
3)	*Anger, Jac.	82	3896	73	47.5	5	1	10	6	34	293	28	42.2
4)	Colquitt, Den.	61	2818	67	46.2	4	0	10	2	30	175	26	42.0
5)	Ryan, Sea.	59	2739	73	46.4	2	0	7	8	27	244	28	41.6
6)	Fields, Mia.	65	3291	67	50.6	8	0	4	6	38	440	24	41.4
7)	Kern, Ten.	69	3275	71	47.5	5	1	8	12	30	279	27	41.4
8)	Bosher, Atl.	50	2375	63	47.5	3	1	4	2	23	206	17	41.4
9)	Huber, Cin.	63	2894	69	45.9	5	0	15	8	24	198	25	41.2
10)	Zastudil, Ariz	98	4546	68	46.4	7	0	10	6	42	369	38	41.2
11)	Scifres, S.D.	70	3412	66	48.7	7	2	13	4	34	319	28	41.0
12)	Koch, Bal.	74	3538	59	47.8	7	0	5	5	46	365	26	41.0
13)	McAfee, Ind.	61	2972	64	48.7	6	1	8	6	28	350	21	40.4
14)	Colquitt, K.C.	72	3376	71	46.9	6	0	16	7	25	355	41	40.3
15)	Do. Jones, Hou.	79	3695	66	46.8	5	0	9	10	41	414	26	40.3
16)	Malone, NY-J	74	3410	61	46.1	6	2	10	10	27	268	24	39.8
17)	Kluwe, Min.	65	2907	59	44.7	2	0	11	4	37	284	17	39.7
18)	Masthay, G.B.	64	2796	65	43.7	5	1	7	7	21	131	29	39.5
19)	Podlesh, Chi.	67	2786	55	41.6	4	0	16	7	22	73	27	39.3
20)	*Hekker, St.L	70	3178	68	45.4	3	0	4	17	36	373	20	39.2
21)	Lechler, Oak.	70	3330	68	47.6	9	1	6	2	42	421	16	38.4
22)	Weatherford, NY-G	48	2243	68	46.7	6	0	4	4	29	293	17	38.1

23)	Mesko, N.E.	50	2168	62	43.4	6	1	10	1	18	104	23	38.1
24)	*Powell, Buf.	56	2493	62	44.5	2	0	6	12	25	319	21	38.1
25)	Rocca, Was.	61	2691	61	44.1	3	2	4	3	35	232	19	38.1
26)	*Butler, Pit.	64	2806	79	43.8	4	1	11	5	26	301	23	37.3
27)	Koenen, T.B.	70	3164	64	45.2	6	1	6	8	36	398	19	37.3
28)	Harris, Det.	60	2482	58	41.4	1	0	8	5	24	226	18	37.3
29)	Moorman, Buf.-Dal.	61	2706	66	44.4	2	0	6	17	27	401	20	37.1
30)	Hodges, Cle.	83	3482	58	42.0	4	0	11	14	30	331	25	37.0
31)	McBriar, Phi.	49	2312	66	47.2	6	1	2	3	25	358	12	36.7
32)	*Nortman, Car.	70	2971	63	42.4	6	1	8	4	32	317	19	35.7

AFC / PUNT RETURN LEADERS

Rank	Player, Team	Ret	FC	Yards	Avg	Long	TD
1)	McKelvin, Buf.	23	14	431	18.7	88t	2
2)	A. Jones, Cin.	21	0	297	14.1	81t	1
3)	Cribbs, Cle.	35	6	439	12.5	60	0
4t)	*Martin, Hou.	19	9	228	12.0	71	0
4t)	Thigpen, Mia.	23	4	276	12.0	72t	1
6)	*Hilton, Ind.	25	17	281	11.2	75t	1
7)	Holliday, Hou.-Den.	46	10	479	10.4	76t	1
8)	J. Jones, Bal.	29	14	279	9.6	63t	1
9)	Welker, N.E.	18	6	171	9.5	31	0
10)	Tate, Cin.	21	8	187	8.9	32	0
11)	Reynaud, Ten.	27	14	238	8.8	27	0
12)	Arenas, K.C.	34	4	297	8.7	27	0
13)	A. Brown, Pit.	24	6	167	7.0	29	0
14)	Adams, Oak.	23	9	139	6.0	47	0

NFC / PUNT RETURN LEADERS

Rank	Player, Team	Ret	FC	Yards	Avg	Long	TD
1)	*D. Johnson, Phi.	23	22	277	12.0	98t	1
2)	Parrish, T.B.	24	11	256	10.7	39	0
3)	Ginn, S.F.	31	8	298	9.6	38	0
4)	Logan, Det.	33	20	300	9.1	48	0
5)	Cobb, G.B.	28	21	253	9.0	75t	1
6)	Hester, Chi.	34	6	307	9.0	44	0
7)	Sproles, N.O.	20	12	174	8.7	37	0
8)	Peterson, Ariz	47	10	403	8.6	26	0
9)	Washington, Sea.	37	16	317	8.6	52	0
10)	Sherels, Min.	24	26	201	8.4	77t	1
11)	Franks, Atl.	20	17	154	7.7	28	0
12)	Banks, Was.	26	5	178	6.8	27	0

NFL / PUNT RETURN LEADERS

Rank	Player, Team	Ret	FC	Yards	Avg	Long	TD
1)	McKelvin, Buf.	23	14	431	18.7	88t	2
2)	A. Jones, Cin.	21	0	297	14.1	81t	1
3)	Cribbs, Cle.	35	6	439	12.5	60	0
4)	*D. Johnson, Phi.	23	22	277	12.0	98t	1
5t)	*Martin, Hou.	19	9	228	12.0	71	0
5t)	Thigpen, Mia.	23	4	276	12.0	72t	1
7)	*Hilton, Ind.	25	17	281	11.2	75t	1
8)	Parrish, T.B.	24	11	256	10.7	39	0
9)	Holliday, Hou.-Den.	46	10	479	10.4	76t	1
10)	J. Jones, Bal.	29	14	279	9.6	63t	1
11)	Ginn, S.F.	31	8	298	9.6	38	0
12)	Welker, N.E.	18	6	171	9.5	31	0
13)	Logan, Det.	33	20	300	9.1	48	0
14)	Cobb, G.B.	28	21	253	9.0	75t	1
15)	Hester, Chi.	34	6	307	9.0	44	0
16)	Tate, Cin.	21	8	187	8.9	32	0
17)	Reynaud, Ten.	27	14	238	8.8	27	0
18)	Arenas, K.C.	34	4	297	8.7	27	0
19)	Sproles, N.O.	20	12	174	8.7	37	0
20)	Peterson, Ariz	47	10	403	8.6	26	0
21)	Washington, Sea.	37	16	317	8.6	52	0
22)	Sherels, Min.	24	26	201	8.4	77t	1
23)	Franks, Atl.	20	17	154	7.7	28	0
24)	A. Brown, Pit.	24	6	167	7.0	29	0
25)	Banks, Was.	26	5	178	6.8	27	0
26)	Adams, Oak.	23	9	139	6.0	47	0

AFC / KICKOFF RETURN LEADERS

Rank	Player, Team	Ret	Yards	Avg	Long	TD
1)	J. Jones, Bal.	30	975	32.5	108t	2
2)	Thigpen, Mia.	33	948	28.7	96t	1
3)	McKelvin, Buf.	18	510	28.3	59	0
4)	McKnight, NY-J	31	875	28.2	100t	1
5)	Goodman, S.D.	18	497	27.6	39	0
6)	Cribbs, Cle.	39	1076	27.6	74	0
7)	Holliday, Hou.-Den.	20	546	27.3	105t	1

8)	*Rainey, Pit.	35	922	26.3	68	0
9)	Tate, Cin.	30	739	24.6	45	0
10)	Reynaud, Ten.	45	1106	24.6	105t	1
11)	McCourty, N.E.	27	654	24.2	104t	1
12)	Francies, Oak.	18	429	23.8	32	0
13)	*Martin, Hou.	24	564	23.5	54	0
14)	Draughn, K.C.	23	537	23.3	41	0

NFC / KICKOFF RETURN LEADERS

Rank	Player, Team	Ret	Yards	Avg	Long	TD
1)	Washington, Sea.	22	659	30.0	98t	1
2)	*Wilson, NY-G	51	1387	27.2	97t	1
3)	Jac. Rodgers, Atl.	18	484	26.9	77	0
4)	*Cadet, N.O.	24	643	26.8	75	0
5)	Hester, Chi.	20	522	26.1	40	0
6)	Cobb, G.B.	38	964	25.4	46	0
7)	Powell, Ariz	21	507	24.1	65	0
8)	Banks, Was.	22	527	24.0	55	0
9)	*Givens, St.L	19	449	23.6	48	0
10)	*Boykin, Phi.	42	953	22.7	44	0
11)	Logan, Det.	24	530	22.1	40	0

NFL / KICKOFF RETURN LEADERS

Rank	Player, Team	Ret	Yards	Avg	Long	TD
1)	J. Jones, Bal.	30	975	32.5	108t	2
2)	Washington, Sea.	22	659	30.0	98t	1
3)	Thigpen, Mia.	33	948	28.7	96t	1
4)	McKelvin, Buf.	18	510	28.3	59	0
5)	McKnight, NY-J	31	875	28.2	100t	1
6)	Goodman, S.D.	18	497	27.6	39	0
7)	Cribbs, Cle.	39	1076	27.6	74	0
8)	Holliday, Hou.-Den.	20	546	27.3	105t	1
9)	*Wilson, NY-G	51	1387	27.2	97t	1
10)	Jac. Rodgers, Atl.	18	484	26.9	77	0
11)	*Cadet, N.O.	24	643	26.8	75	0
12)	*Rainey, Pit.	35	922	26.3	68	0
13)	Hester, Chi.	20	522	26.1	40	0
14)	Cobb, G.B.	38	964	25.4	46	0
15)	Tate, Cin.	30	739	24.6	45	0
16)	Reynaud, Ten.	45	1106	24.6	105t	1
17)	McCourty, N.E.	27	654	24.2	104t	1
18)	Powell, Ariz	21	507	24.1	65	0
19)	Banks, Was.	22	527	24.0	55	0
20)	Francies, Oak.	18	429	23.8	32	0
21)	*Givens, St.L	19	449	23.6	48	0
22)	*Martin, Hou.	24	564	23.5	54	0
23)	Draughn, K.C.	23	537	23.3	41	0
24)	*Boykin, Phi.	42	953	22.7	44	0
25)	Logan, Det.	24	530	22.1	40	0

AFC / LEADERS IN INTERCEPTIONS

Rank	Player, Team	Int	Yards	Avg	Long	TD
1t)	Byrd, Buf.	5	81	16.2	45	0
1t)	McCourty, N.E.	5	53	10.6	34	0
3t)	Ca. Williams, Bal.	4	90	22.5	63t	1
3t)	*Wilson, N.E.	4	87	21.8	45	0
3t)	E. Reed, Bal.	4	78	19.5	34t	1
3t)	Jackson, Hou.	4	71	17.8	63t	1
3t)	McCourty, Ten.	4	29	7.3	28	0
8t)	Harris, Den.	3	144	48.0	98t	2
8t)	*Dennard, N.E.	3	95	31.7	87t	1
8t)	Timmons, Pit.	3	80	26.7	53t	1
8t)	Butler, Ind.	3	69	23.0	51	1
8t)	Haden, Cle.	3	64	21.3	50	0
8t)	Cromartie, NY-J	3	53	17.7	40t	1
8t)	Crocker, Cin.	3	52	17.3	29	0
8t)	Weddle, S.D.	3	52	17.3	23t	1
8t)	B. Scott, Buf.	3	46	15.3	32	0
8t)	Woodyard, Den.	3	40	13.3	25	0
8t)	Flowers, K.C.	3	28	9.3	29	0
8t)	Griffin, Ten.	3	26	8.7	26	0
8t)	S. Brown, Cle.	3	20	6.7	19t	1
8t)	R. Jones, Mia.	3	20	6.7	15	0
8t)	Posluszny, Jac.	3	20	6.7	13	0
8t)	Cox, Jac.	3	18	6.0	16	0
24t)	Williams, S.D.	2	90	45.0	59t	2
24t)	Jammer, S.D.	2	89	44.5	80t	1
24t)	Joseph, Hou.	2	88	44.0	52t	1
24t)	Manning, Hou.	2	59	29.5	55t	1
24t)	Talib, T.B.-N.E.	2	59	29.5	59t	1
24t)	T. Carter, Den.	2	55	27.5	40t	1

24t)	Routt, K.C.-Hou.	2	49	24.5	32	0
24t)	Giordano, Oak.	2	45	22.5	24	0
24t)	U. Young, Cle.	2	44	22.0	44	0
24t)	Landry, NY-J	2	42	21.0	24	1
24t)	Gregory, N.E.	2	37	18.5	36	0
24t)	Cason, S.D.	2	34	17.0	31	0
24t)	D. Jackson, Cle.	2	31	15.5	27t	1
24t)	Smith, Mia.	2	31	15.5	31	0
24t)	Clemons, Mia.	2	29	14.5	29	0
24t)	Clark, Pit.	2	26	13.0	26	0
24t)	Hanson, Oak.	2	24	12.0	21	0
24t)	Quin, Hou.	2	22	11.0	22	0
24t)	Graham, Bal.	2	20	10.0	20	0
24t)	Bailey, Den.	2	18	9.0	18	0
24t)	Verner, Ten.	2	11	5.5	11	0
24t)	Robertson, Cle.	2	1	0.5	1	0
24t)	Adams, Oak.	2	0	0.0	0	0
24t)	Huff, Oak.	2	0	0.0	0	0
24t)	Lankster, NY-J	2	0	0.0	0	0
24t)	Leonhard, Den.	2	0	0.0	0	0
24t)	Nelson, Cin.	2	0	0.0	0	0
24t)	Newman, Cin.	2	0	0.0	0	0

NFC / LEADERS IN INTERCEPTIONS

Rank	Player, Team	Int	Yards	Avg	Long	TD
1)	Jennings, Chi.	8	74	9.3	25t	1
2t)	S. Brown, NY-G	7	259	37.0	70	0
2t)	Peterson, Ariz	7	64	9.1	31	0
4t)	*Hayward, G.B.	6	81	13.5	24	0
4t)	Sherman, Sea.	6	48	8.0	29	1
4t)	DeCoud, Atl.	6	42	7.0	24	0
7t)	Barber, T.B.	4	160	40.0	78t	1
7t)	Hall, Was.	4	62	15.5	27	0
7t)	Moore, Atl.	4	51	12.8	33	0
7t)	Webster, NY-G	4	45	11.3	38	0
7t)	Wright, Chi.	4	45	11.3	45t	1
7t)	Rhodes, Ariz	4	39	9.8	30	0
7t)	Fletcher, Was.	4	20	5.0	10	0
14t)	Carr, Dal.	3	120	40.0	47t	1
14t)	*Jenkins, St.L	3	109	36.3	39t	2
14t)	P. Robinson, N.O.	3	99	33.0	99t	1
14t)	Samuel, Atl.	3	98	32.7	79t	1
14t)	*Smith, Min.	3	87	29.0	56t	2
14t)	*L. Johnson, T.B.	3	86	28.7	83t	1
14t)	Thomas, Sea.	3	80	26.7	57t	1
14t)	Boley, NY-G	3	74	24.7	51	0
14t)	Finnegan, St.L	3	68	22.7	32	1
14t)	*Wagner, Sea.	3	55	18.3	45	0
14t)	Browner, Sea.	3	39	13.0	35	0
14t)	Winfield, Min.	3	37	12.3	31	0
14t)	Greer, N.O.	3	31	10.3	28	0
14t)	Goldson, S.F.	3	21	7.0	20	0
14t)	R. Jackson, Was.	3	17	5.7	17	1
14t)	Rodgers-Cromarti, Phi.	3	14	4.7	14	0
30t)	Briggs, Chi.	2	110	55.0	74t	2
30t)	Munnerlyn, Car.	2	107	53.5	74t	2
30t)	Toler, Ariz	2	102	51.0	102t	1
30t)	Johnson, Ariz	2	87	43.5	53t	1
30t)	Conte, Chi.	2	70	35.0	35	0
30t)	*Robinson, Min.	2	68	34.0	44	0
30t)	Dunbar, St.L	2	63	31.5	42	0
30t)	Tillman, Chi.	2	61	30.5	36t	2
30t)	Carey, Det.	2	51	25.5	28	0
30t)	Rolle, NY-G	2	42	21.0	22	0
30t)	Harper, N.O.	2	41	20.5	41	0
30t)	Nakamura, Car.	2	39	19.5	21	0
30t)	T. Williams, G.B.	2	38	19.0	38	0
30t)	A. Black, T.B.	2	34	17.0	34	0
30t)	Shields, G.B.	2	32	16.0	32	0
30t)	Coleman, Phi.	2	13	6.5	7	0
30t)	Abdul-Quddus, N.O.	2	12	6.0	12	0
30t)	Gay, Ariz	2	7	3.5	6	0
30t)	Culliver, S.F.	2	4	2.0	4	0
30t)	Acho, Ariz	2	2	1.0	2	0
30t)	Houston, Det.	2	2	1.0	2	0
30t)	Moore, Chi.	2	2	1.0	2	0
30t)	Burnett, G.B.	2	1	0.5	1	0

NFL / LEADERS IN INTERCEPTIONS

Rank	Player, Team	Int	Yards	Avg	Long	TD
1t)	Jennings, Chi.	8	74	9.3	25t	1
2t)	S. Brown, NY-G	7	259	37.0	70	0
2t)	Peterson, Ariz	7	64	9.1	31	0
4t)	*Hayward, G.B.	6	81	13.5	24	0
4t)	Sherman, Sea.	6	48	8.0	29	1
4t)	DeCoud, Atl.	6	42	7.0	24	0
7t)	Byrd, Buf.	5	81	16.2	45	0
7t)	McCourty, N.E.	5	53	10.6	34	0
9t)	Barber, T.B.	4	160	40.0	78t	1
9t)	Ca. Williams, Bal.	4	90	22.5	63t	1
9t)	*Wilson, N.E.	4	87	21.8	45	0
9t)	E. Reed, Bal.	4	78	19.5	34t	1
9t)	Jackson, Hou.	4	71	17.8	63t	1
9t)	Hall, Was.	4	62	15.5	27	0
9t)	Moore, Atl.	4	51	12.8	33	0
9t)	Webster, NY-G	4	45	11.3	38	0
9t)	Wright, Chi.	4	45	11.3	45t	1
9t)	Rhodes, Ariz	4	39	9.8	30	0
9t)	McCourty, Ten.	4	29	7.3	28	0
9t)	Fletcher, Was.	4	20	5.0	10	0
21t)	Harris, Den.	3	144	48.0	98t	2
21t)	Carr, Dal.	3	120	40.0	47t	1
21t)	*Jenkins, St.L	3	109	36.3	39t	2
21t)	P. Robinson, N.O.	3	99	33.0	99t	1
21t)	Samuel, Atl.	3	98	32.7	79t	1
21t)	*Dennard, N.E.	3	95	31.7	87t	1
21t)	*Smith, Min.	3	87	29.0	56t	2
21t)	*L. Johnson, T.B.	3	86	28.7	83t	1
21t)	Thomas, Sea.	3	80	26.7	57t	1
21t)	Timmons, Pit.	3	80	26.7	53t	1
21t)	Boley, NY-G	3	74	24.7	51	0
21t)	Butler, Ind.	3	69	23.0	51	1
21t)	Finnegan, St.L	3	68	22.7	32	1
21t)	Haden, Cle.	3	64	21.3	50	0
21t)	*Wagner, Sea.	3	55	18.3	45	0
21t)	Cromartie, NY-J	3	53	17.7	40t	1
21t)	Crocker, Cin.	3	52	17.3	29	0
21t)	Weddle, S.D.	3	52	17.3	23t	1
21t)	B. Scott, Buf.	3	46	15.3	32	0
21t)	Woodyard, Den.	3	40	13.3	25	0
21t)	Browner, Sea.	3	39	13.0	35	0
21t)	Winfield, Min.	3	37	12.3	31	0
21t)	Greer, N.O.	3	31	10.3	28	0
21t)	Flowers, K.C.	3	28	9.3	29	0
21t)	Griffin, Ten.	3	26	8.7	26	0
21t)	Goldson, S.F.	3	21	7.0	20	0
21t)	S. Brown, Cle.	3	20	6.7	19t	1
21t)	R. Jones, Mia.	3	20	6.7	15	0
21t)	Posluszny, Jac.	3	20	6.7	13	0
21t)	Cox, Jac.	3	18	6.0	16	0
21t)	R. Jackson, Was.	3	17	5.7	17	1
21t)	Rodgers-Cromarti, Phi.	3	14	4.7	14	0

AFC / LEADERS IN SACKS

Rank	Player, Team	Sacks
1)	Watt, Hou. (DE)	19.5
2)	Miller, Den. (LB)	16.0
3)	Wake, Mia. (DE)	14.0
4t)	Atkins, Cin. (DT)	10.5
4t)	M. Williams, Buf. (DE)	10.5
6)	Houston, K.C. (LB)	10.0
7)	Dumervil, Den. (DE)	9.0
8)	Johnson, Cin. (DE)	8.5
9t)	Hali, K.C. (LB)	8.0
9t)	Kruger, Bal. (LB)	8.0
9t)	Mathis, Ind. (LB)	8.0
9t)	Ninkovich, N.E. (DE)	8.0
13)	Phillips, S.D. (LB)	7.0
14)	Babin, Phi.-Jac. (DE)	6.5
15t)	*Jones, N.E. (DE)	6.0
15t)	*Mercilus, Hou. (LB)	6.0
15t)	Parker, Cle. (DE)	6.0
15t)	A. Smith, Hou. (DE)	6.0
19t)	Ayers, Ten. (LB)	5.0
19t)	Gilberry, T.B.-Cin. (DE)	5.0
19t)	Liuget, S.D. (DE)	5.0
19t)	Odrick, Mia. (DE)	5.0
19t)	Sheard, Cle. (DE)	5.0
19t)	Ky. Williams, Buf. (DT)	5.0

19t)	Wimbley, Ten. (DE)	5.0
19t)	Worilds, Pit. (LB)	5.0
27t)	*Brown, Ten. (LB)	4.5
27t)	Dunlap, Cin. (DE)	4.5
27t)	Ellerbe, Bal. (LB)	4.5
27t)	A. Jones, Bal. (DE)	4.5
27t)	Morgan, Ten. (DE)	4.5
27t)	Starks, Mia. (DT)	4.5
33t)	*Coples, NY-J (DE)	4.0
33t)	Foote, Pit. (LB)	4.0
33t)	Harrison, Pit. (LB)	4.0
33t)	J. Hughes, Ind. (LB)	4.0
33t)	Ngata, Bal. (DE)	4.0
33t)	Rucker, Cle. (DE)	4.0
33t)	Wilkerson, NY-J (DE)	4.0
33t)	*Wolfe, Den. (DE)	4.0
33t)	Woodley, Pit. (LB)	4.0
33t)	Woodyard, Den. (LB)	4.0
43t)	Dareus, Buf. (DT)	3.5
43t)	D. Jackson, Cle. (LB)	3.5
43t)	Misi, Mia. (LB)	3.5
43t)	Shaughnessy, Oak. (DE)	3.5
47t)	Alualu, Jac. (DT)	3.0
47t)	Barnes, S.D. (LB)	3.0
47t)	Barwin, Hou. (LB)	3.0
47t)	Freeney, Ind. (LB)	3.0
47t)	Geathers, Cin. (DE)	3.0
47t)	Harris, NY-J (LB)	3.0
47t)	*Hightower, N.E. (LB)	3.0
47t)	Hood, Pit. (DE)	3.0
47t)	Houston, Oak. (DE)	3.0
47t)	*Hughes, Cle. (DT)	3.0
47t)	Jackson, K.C. (DE)	3.0
47t)	Keisel, Pit. (DE)	3.0
47t)	Klug, Ten. (DT)	3.0
47t)	Mayo, N.E. (LB)	3.0
47t)	McIntyre, NY-J (LB)	3.0
47t)	Moore, Buf. (DE)	3.0
47t)	Pace, NY-J (LB)	3.0
47t)	Seymour, Oak. (DT)	3.0
47t)	Wheeler, Oak. (LB)	3.0

NFC / LEADERS IN SACKS

Rank	Player, Team	Sacks
1)	Ald. Smith, S.F. (LB)	19.5
2t)	Clemons, Sea. (DE)	11.5
2t)	Ware, Dal. (LB)	11.5
4t)	Hardy, Car. (DE)	11.0
4t)	Matthews, G.B. (LB)	11.0
6)	Johnson, Car. (DE)	10.5
7t)	Abraham, Atl. (DE)	10.0
7t)	Spencer, Dal. (LB)	10.0
9t)	Avril, Det. (DE)	9.5
9t)	Quinn, St.L (DE)	9.5
11t)	Allen, Min. (DE)	9.0
11t)	Bennett, T.B. (DE)	9.0
11t)	Washington, Ariz (LB)	9.0
14)	Peppers, Chi. (DE)	8.5
15t)	*Irvin, Sea. (DE)	8.0
15t)	Jordan, N.O. (DE)	8.0
17t)	Long, St.L (DE)	7.5
17t)	Robison, Min. (DE)	7.5
19)	Wootton, Chi. (DE)	7.0
20t)	Kerrigan, Was. (LB)	6.5
20t)	Pierre-Paul, NY-G (DE)	6.5
20t)	Suh, Det. (DT)	6.5
23t)	Melton, Chi. (DT)	6.0
23t)	Smith, N.O. (DE)	6.0
23t)	Umenyiora, NY-G (DE)	6.0
26t)	Brooks, S.F. (LB)	5.5
26t)	*Cox, Phi. (DT)	5.5
26t)	Fairley, Det. (DT)	5.5
26t)	Graham, Phi. (DE)	5.5
26t)	Idonije, Chi. (DE)	5.5
31t)	D. Edwards, Car. (DT)	5.0
31t)	Griffen, Min. (DE)	5.0
31t)	McCoy, T.B. (DT)	5.0
34t)	Campbell, Ariz (DE)	4.5
34t)	R. Jackson, Was. (LB)	4.5
36t)	Acho, Ariz (LB)	4.0
36t)	Biermann, Atl. (DE)	4.0

36t)	*Brockers, St.L (DT)	4.0
36t)	Galette, N.O. (DT)	4.0
36t)	Groves, Ariz (LB)	4.0
36t)	Hatcher, Dal. (DE)	4.0
36t)	Hayes, St.L (DE)	4.0
36t)	Jenkins, Phi. (DT)	4.0
36t)	Joseph, NY-G (DT)	4.0
36t)	Schofield, Ariz (LB)	4.0
46t)	Babineaux, Atl. (DT)	3.5
46t)	Dunbar, St.L (LB)	3.5
46t)	Neal, G.B. (DT)	3.5
46t)	Vanden Bosch, Det. (DE)	3.5
50t)	Blackburn, NY-G (LB)	3.0
50t)	Bowers, T.B. (DE)	3.0
50t)	V. Butler, Dal. (LB)	3.0
50t)	Canty, NY-G (DT)	3.0
50t)	Cole, Phi. (DE)	3.0
50t)	Greenway, Min. (LB)	3.0
50t)	Henderson, Min. (LB)	3.0
50t)	Jones, Sea. (DE)	3.0
50t)	Kiwanuka, NY-G (LB)	3.0
50t)	Mebane, Sea. (DT)	3.0
50t)	*Moses, G.B. (LB)	3.0
50t)	Sims, St.L (DE)	3.0
50t)	J. Smith, S.F. (DE)	3.0
50t)	Te'o-Nesheim, T.B. (DE)	3.0
50t)	Tuck, NY-G (DE)	3.0
50t)	Walden, G.B. (LB)	3.0
50t)	Walker, Atl. (DE)	3.0
50t)	Weatherspoon, Atl. (LB)	3.0
50t)	Wilson, Ariz (DB)	3.0
50t)	Wilson, N.O. (DE)	3.0

NFL / LEADERS IN SACKS

Rank	Player, Team	Sacks
1t)	Ald. Smith, S.F. (LB)	19.5
1t)	Watt, Hou. (DE)	19.5
3)	Miller, Den. (LB)	16.0
4)	Wake, Mia. (DE)	14.0
5t)	Clemons, Sea. (DE)	11.5
5t)	Ware, Dal. (LB)	11.5
7t)	Hardy, Car. (DE)	11.0
7t)	Matthews, G.B. (LB)	11.0
9t)	Atkins, Cin. (DT)	10.5
9t)	Johnson, Car. (DE)	10.5
9t)	M. Williams, Buf. (DE)	10.5
12t)	Abraham, Atl. (DE)	10.0
12t)	Houston, K.C. (LB)	10.0
12t)	Spencer, Dal. (LB)	10.0
15t)	Avril, Det. (DE)	9.5
15t)	Quinn, St.L (DE)	9.5
17t)	Allen, Min. (DE)	9.0
17t)	Bennett, T.B. (DE)	9.0
17t)	Dumervil, Den. (DE)	9.0
17t)	Washington, Ariz (LB)	9.0
21t)	Johnson, Cin. (DE)	8.5
21t)	Peppers, Chi. (DE)	8.5
23t)	Hali, K.C. (LB)	8.0
23t)	*Irvin, Sea. (DE)	8.0
23t)	Jordan, N.O. (DE)	8.0
23t)	Kruger, Bal. (LB)	8.0
23t)	Mathis, Ind. (LB)	8.0
23t)	Ninkovich, N.E. (DE)	8.0
29t)	Long, St.L (DE)	7.5
29t)	Robison, Min. (DE)	7.5
31t)	Phillips, S.D. (LB)	7.0
31t)	Wootton, Chi. (DE)	7.0
33t)	Babin, Phi.-Jac. (DE)	6.5
33t)	Kerrigan, Was. (LB)	6.5
33t)	Pierre-Paul, NY-G (DE)	6.5
33t)	Suh, Det. (DT)	6.5
37t)	*Jones, N.E. (DE)	6.0
37t)	Melton, Chi. (DT)	6.0
37t)	*Mercilus, Hou. (LB)	6.0
37t)	Parker, Cle. (DE)	6.0
37t)	A. Smith, Hou. (DE)	6.0
37t)	Smith, N.O. (DE)	6.0
37t)	Umenyiora, NY-G (DE)	6.0
44t)	Brooks, S.F. (LB)	5.5
44t)	*Cox, Phi. (DT)	5.5
44t)	Fairley, Det. (DT)	5.5

44t)	Graham, Phi. (DE)	5.5
44t)	Idonije, Chi. (DE)	5.5
49t)	Ayers, Ten. (LB)	5.0
49t)	D. Edwards, Car. (DT)	5.0
49t)	Gilberry, T.B.-Cin. (DE)	5.0
49t)	Griffen, Min. (DE)	5.0
49t)	Liuget, S.D. (DE)	5.0
49t)	McCoy, T.B. (DT)	5.0
49t)	Odrick, Mia. (DE)	5.0
49t)	Sheard, Cle. (DE)	5.0
49t)	Ky. Williams, Buf. (DT)	5.0
49t)	Wimbley, Ten. (DE)	5.0
49t)	Worilds, Pit. (LB)	5.0

AFC / FUMBLE RECOVERIES

Rank	Player, Team	TotRec	OffRec	DefRec
1t)	Dobbins, Hou.	4	0	4
1t)	Ninkovich, N.E.	4	0	4
1t)	Wilfork, N.E.	4	0	4
4t)	Dunlap, Cin.	3	0	3
4t)	Gilberry, T.B.-Cin.	3	0	3
4t)	Greene, NY-J	3	3	0
4t)	Jammer, S.D.	3	0	3
4t)	Mosley, Jac.	3	0	3
4t)	E. Reed, Bal.	3	0	3
4t)	*Richardson, Cle.	3	3	0
4t)	Roethlisberger, Pit.	3	3	0
4t)	Sanchez, NY-J	3	3	0
13t)	Adams, Den.	2	0	2
13t)	*Allen, Ind.	2	2	0
13t)	*Ballard, Ind.	2	2	0
13t)	Barnes, S.D.	2	0	2
13t)	Y. Bell, NY-J	2	0	2
13t)	Britt, Ten.	2	2	0
13t)	A. Brown, Pit.	2	2	0
13t)	S. Brown, Cle.	2	0	2
13t)	*Brown, Ten.	2	0	2
13t)	*Burfict, Cin.	2	0	2
13t)	Byrd, Buf.	2	0	2
13t)	T. Carter, Den.	2	1	1
13t)	Cribbs, Cle.	2	2	0
13t)	Cunningham, N.E.	2	0	2
13t)	Fitzpatrick, Buf.	2	2	0
13t)	Foote, Pit.	2	0	2
13t)	Gregory, N.E.	2	0	2
13t)	Hanson, Oak.	2	0	2
13t)	Hardesty, Cle.	2	2	0
13t)	Hasselbeck, Ten.	2	2	0
13t)	Henne, Jac.	2	2	0
13t)	Incognito, Mia.	2	2	0
13t)	D. Jackson, Cle.	2	0	2
13t)	Jones, K.C.	2	0	2
13t)	J. Jones, Bal.	2	2	0
13t)	Jones, Oak.	2	2	0
13t)	*Lane, Mia.	2	2	0
13t)	*Luck, Ind.	2	2	0
13t)	McClellan, Bal.	2	0	2
13t)	McMichael, S.D.	2	2	0
13t)	Palmer, Oak.	2	2	0
13t)	Phillips, S.D.	2	0	2
13t)	Rivers, S.D.	2	2	0
13t)	Robertson, Cle.	2	0	2
13t)	Schaub, Hou.	2	2	0
13t)	B. Scott, Buf.	2	0	2
13t)	Stuckey, S.D.	2	1	1
13t)	Tate, Cin.	2	2	0
13t)	*Upshaw, Bal.	2	0	2
13t)	Watt, Hou.	2	0	2
13t)	Weddle, S.D.	2	2	0
13t)	*Weeden, Cle.	2	2	0
13t)	M. Williams, Buf.	2	0	2
13t)	*Wilson, N.E.	2	0	2
13t)	*Winn, Cle.	2	0	2
13t)	Wood, Buf.	2	2	0

NFC / FUMBLE RECOVERIES

Rank	Player, Team	TotRec	OffRec	DefRec
1)	Peterson, Ariz	5	4	1
2t)	Gore, S.F.	4	4	0
2t)	*Griffin III, Was.	4	4	0
2t)	Hayden, Chi.	4	0	4

5t)	Banks, Was.	3	3	0
5t)	Bradford, St.L	3	3	0
5t)	Cobb, G.B.	3	3	0
5t)	*Kuechly, Car.	3	0	3
5t)	Logan, Det.	3	3	0
5t)	Newton, Car.	3	3	0
5t)	Peppers, Chi.	3	0	3
5t)	Rogers, S.F.	3	0	3
13t)	*Alexander, Car.	2	0	2
13t)	Ballard, Min.	2	2	0
13t)	Q. Black, T.B.	2	1	1
13t)	Boley, NY-G	2	0	2
13t)	Brees, N.O.	2	2	0
13t)	S. Brown, NY-G	2	0	2
13t)	Bryant, Dal.	2	2	0
13t)	Bush, N.O.	2	0	2
13t)	Casillas, N.O.	2	0	2
13t)	*Claiborne, Dal.	2	0	2
13t)	*Daniels, G.B.	2	0	2
13t)	Edwards, Atl.	2	0	2
13t)	*Foles, Phi.	2	2	0
13t)	Garcon, Was.	2	2	0
13t)	Goldson, S.F.	2	0	2
13t)	Greenway, Min.	2	0	2
13t)	Harvin, Min.	2	2	0
13t)	*Hekker, St.L	2	2	0
13t)	Jordan, N.O.	2	0	2
13t)	Joseph, NY-G	2	0	2
13t)	Kaepernick, S.F.	2	2	0
13t)	Manning, NY-G	2	2	0
13t)	McCoy, Phi.	2	2	0
13t)	Morgan, Was.	2	2	0
13t)	*Morris, Was.	2	2	0
13t)	Ponder, Min.	2	2	0
13t)	Romo, Dal.	2	2	0
13t)	Saturday, G.B.	2	2	0
13t)	Scott, Chi.	2	2	0
13t)	J. Skelton, Ariz	2	2	0
13t)	Ale. Smith, S.F.	2	2	0
13t)	Stafford, Det.	2	2	0
13t)	Tillman, Chi.	2	0	2
13t)	Tulloch, Det.	2	0	2
13t)	Urlacher, Chi.	2	0	2
13t)	Vick, Phi.	2	2	0
13t)	Watson, T.B.	2	0	2
13t)	Williams, Min.	2	0	2
13t)	J. Wilson, Was.	2	0	2
13t)	*Wilson, Sea.	2	2	0

NFL / FUMBLE RECOVERIES

Rank	Player, Team	TotRec	OffRec	DefRec
1)	Peterson, Ariz	5	4	1
2t)	Dobbins, Hou.	4	0	4
2t)	Gore, S.F.	4	4	0
2t)	*Griffin III, Was.	4	4	0
2t)	Hayden, Chi.	4	0	4
2t)	Ninkovich, N.E.	4	0	4
2t)	Wilfork, N.E.	4	0	4
8t)	Banks, Was.	3	3	0
8t)	Bradford, St.L	3	3	0
8t)	Cobb, G.B.	3	3	0
8t)	Dunlap, Cin.	3	0	3
8t)	Gilberry, T.B.-Cin.	3	0	3
8t)	Greene, NY-J	3	3	0
8t)	Jammer, S.D.	3	0	3
8t)	*Kuechly, Car.	3	0	3
8t)	Logan, Det.	3	3	0
8t)	Mosley, Jac.	3	0	3
8t)	Newton, Car.	3	3	0
8t)	Peppers, Chi.	3	0	3
8t)	E. Reed, Bal.	3	0	3
8t)	*Richardson, Cle.	3	3	0
8t)	Roethlisberger, Pit.	3	3	0
8t)	Rogers, S.F.	3	0	3
8t)	Sanchez, NY-J	3	3	0

AFC / OFFENSIVE FUMBLE RECOVERIES

Rank	Player, Team	Ret	Yards	Avg	Long	TD
1t)	Greene, NY-J	3	0	0.0	0	0
1t)	*Richardson, Cle.	3	0	0.0	0	0
1t)	Roethlisberger, Pit.	3	0	0.0	0	0
1t)	Sanchez, NY-J	3	0	0.0	0	0
5t)	Cribbs, Cle.	2	2	1.0	2	0
5t)	*Allen, Ind.	2	0	0.0	0	0
5t)	*Ballard, Ind.	2	0	0.0	0	0
5t)	A. Brown, Pit.	2	0	0.0	0	0
5t)	Fitzpatrick, Buf.	2	0	0.0	0	0
5t)	Hardesty, Cle.	2	0	0.0	0	0
5t)	Hasselbeck, Ten.	2	0	0.0	0	0
5t)	Henne, Jac.	2	0	0.0	0	0
5t)	Incognito, Mia.	2	0	0.0	0	0
5t)	J. Jones, Bal.	2	0	0.0	0	0
5t)	*Lane, Mia.	2	0	0.0	0	0
5t)	*Luck, Ind.	2	0	0.0	0	0
5t)	McMichael, S.D.	2	0	0.0	0	0
5t)	Palmer, Oak.	2	0	0.0	0	0
5t)	Rivers, S.D.	2	0	0.0	0	0
5t)	Schaub, Hou.	2	0	0.0	0	0
5t)	Tate, Cin.	2	0	0.0	0	0
5t)	Weddle, S.D.	2	0	0.0	0	0
5t)	*Weeden, Cle.	2	0	0.0	0	0
5t)	Wood, Buf.	2	0	0.0	0	0
5t)	Britt, Ten.	2	-2	-1.0	0	0
5t)	Jones, Oak.	2	-2	-1.0	0	0

NFC / OFFENSIVE FUMBLE RECOVERIES

Rank	Player, Team	Ret	Yards	Avg	Long	TD
1t)	Gore, S.F.	4	15	3.8	12	1
1t)	*Griffin III, Was.	4	0	0.0	0	0
1t)	Peterson, Ariz	4	0	0.0	0	0
4t)	Banks, Was.	3	5	1.7	5	0
4t)	Bradford, St.L	3	0	0.0	0	0
4t)	Cobb, G.B.	3	0	0.0	0	0
4t)	Logan, Det.	3	0	0.0	0	0
4t)	Newton, Car.	3	0	0.0	0	0
9t)	Morgan, Was.	2	13	6.5	13t	1
9t)	Ballard, Min.	2	0	0.0	0	0
9t)	Brees, N.O.	2	0	0.0	0	0
9t)	Bryant, Dal.	2	0	0.0	0	0
9t)	*Foles, Phi.	2	0	0.0	0	0
9t)	Garcon, Was.	2	0	0.0	0t	1
9t)	Harvin, Min.	2	0	0.0	0	0
9t)	*Hekker, St.L	2	0	0.0	0	0
9t)	Kaepernick, S.F.	2	0	0.0	0	0
9t)	Manning, NY-G	2	0	0.0	0	0
9t)	McCoy, Phi.	2	0	0.0	0	0
9t)	*Morris, Was.	2	0	0.0	0	0
9t)	Ponder, Min.	2	0	0.0	0	0
9t)	Romo, Dal.	2	0	0.0	0	0
9t)	Saturday, G.B.	2	0	0.0	0	0
9t)	Scott, Chi.	2	0	0.0	0	0
9t)	J. Skelton, Ariz	2	0	0.0	0	0
9t)	Ale. Smith, S.F.	2	0	0.0	0	0
9t)	Stafford, Det.	2	0	0.0	0	0
9t)	Vick, Phi.	2	0	0.0	0	0
9t)	*Wilson, Sea.	2	0	0.0	0	0

NFL / OFFENSIVE FUMBLE RECOVERIES

Rank	Player, Team	Ret	Yards	Avg	Long	TD
1t)	Gore, S.F.	4	15	3.8	12	1
1t)	*Griffin III, Was.	4	0	0.0	0	0
1t)	Peterson, Ariz	4	0	0.0	0	0
4t)	Banks, Was.	3	5	1.7	5	0
4t)	Bradford, St.L	3	0	0.0	0	0
4t)	Cobb, G.B.	3	0	0.0	0	0
4t)	Greene, NY-J	3	0	0.0	0	0
4t)	Logan, Det.	3	0	0.0	0	0
4t)	Newton, Car.	3	0	0.0	0	0
4t)	*Richardson, Cle.	3	0	0.0	0	0
4t)	Roethlisberger, Pit.	3	0	0.0	0	0
4t)	Sanchez, NY-J	3	0	0.0	0	0
13t)	Morgan, Was.	2	13	6.5	13t	1
13t)	Cribbs, Cle.	2	2	1.0	2	0
13t)	*Allen, Ind.	2	0	0.0	0	0
13t)	Ballard, Min.	2	0	0.0	0	0
13t)	*Ballard, Ind.	2	0	0.0	0	0
13t)	Brees, N.O.	2	0	0.0	0	0

13t)	A. Brown, Pit.	2	0	0.0	0	0
13t)	Bryant, Dal.	2	0	0.0	0	0
13t)	Fitzpatrick, Buf.	2	0	0.0	0	0
13t)	*Foles, Phi.	2	0	0.0	0	0
13t)	Garcon, Was.	2	0	0.0	0t	1
13t)	Hardesty, Cle.	2	0	0.0	0	0
13t)	Harvin, Min.	2	0	0.0	0	0
13t)	Hasselbeck, Ten.	2	0	0.0	0	0
13t)	*Hekker, St.L	2	0	0.0	0	0
13t)	Henne, Jac.	2	0	0.0	0	0
13t)	Incognito, Mia.	2	0	0.0	0	0
13t)	J. Jones, Bal.	2	0	0.0	0	0
13t)	Kaepernick, S.F.	2	0	0.0	0	0
13t)	*Lane, Mia.	2	0	0.0	0	0
13t)	*Luck, Ind.	2	0	0.0	0	0
13t)	Manning, NY-G	2	0	0.0	0	0
13t)	McCoy, Phi.	2	0	0.0	0	0
13t)	McMichael, S.D.	2	0	0.0	0	0
13t)	*Morris, Was.	2	0	0.0	0	0
13t)	Palmer, Oak.	2	0	0.0	0	0
13t)	Ponder, Min.	2	0	0.0	0	0
13t)	Rivers, S.D.	2	0	0.0	0	0
13t)	Romo, Dal.	2	0	0.0	0	0
13t)	Saturday, G.B.	2	0	0.0	0	0
13t)	Schaub, Hou.	2	0	0.0	0	0
13t)	Scott, Chi.	2	0	0.0	0	0
13t)	J. Skelton, Ariz	2	0	0.0	0	0
13t)	Ale. Smith, S.F.	2	0	0.0	0	0
13t)	Stafford, Det.	2	0	0.0	0	0
13t)	Tate, Cin.	2	0	0.0	0	0
13t)	Vick, Phi.	2	0	0.0	0	0
13t)	Weddle, S.D.	2	0	0.0	0	0
13t)	*Weeden, Cle.	2	0	0.0	0	0
13t)	*Wilson, Sea.	2	0	0.0	0	0
13t)	Wood, Buf.	2	0	0.0	0	0
13t)	Britt, Ten.	2	-2	-1.0	0	0
13t)	Jones, Oak.	2	-2	-1.0	0	0

AFC / DEFENSIVE FUMBLE RECOVERIES

Rank	Player, Team	Ret	Yards	Avg	Long	TD
1t)	Dobbins, Hou.	4	32	8.0	32	0
1t)	Ninkovich, N.E.	4	3	0.8	3	0
1t)	Wilfork, N.E.	4	2	0.5	2	0
4t)	Gilberry, T.B.-Cin.	3	31	10.3	25t	1
4t)	E. Reed, Bal.	3	31	10.3	18	0
4t)	Dunlap, Cin.	3	2	0.7	2	0
4t)	Jammer, S.D.	3	0	0.0	0t	1
4t)	Mosley, Jac.	3	0	0.0	0	0
9t)	*Winn, Cle.	2	35	17.5	35	0
9t)	Gregory, N.E.	2	30	15.0	32t	1
9t)	Jones, K.C.	2	11	5.5	11t	1
9t)	Y. Bell, NY-J	2	8	4.0	8	0
9t)	B. Scott, Buf.	2	8	4.0	8	0
9t)	Watt, Hou.	2	7	3.5	7	0
9t)	*Brown, Ten.	2	6	3.0	6	0
9t)	*Upshaw, Bal.	2	5	2.5	5	0
9t)	Robertson, Cle.	2	2	1.0	2	0
9t)	Barnes, S.D.	2	1	0.5	1	0
9t)	Hanson, Oak.	2	1	0.5	1	0
9t)	Adams, Den.	2	0	0.0	0	0
9t)	S. Brown, Cle.	2	0	0.0	0	0
9t)	*Burfict, Cin.	2	0	0.0	0	0
9t)	Byrd, Buf.	2	0	0.0	0	0
9t)	Cunningham, N.E.	2	0	0.0	0	0
9t)	Foote, Pit.	2	0	0.0	0	0
9t)	D. Jackson, Cle.	2	0	0.0	0	0
9t)	McClellan, Bal.	2	0	0.0	0	0
9t)	Phillips, S.D.	2	0	0.0	0t	1
9t)	M. Williams, Buf.	2	0	0.0	0	0
9t)	*Wilson, N.E.	2	0	0.0	0	0

NFC / DEFENSIVE FUMBLE RECOVERIES

Rank	Player, Team	Ret	Yards	Avg	Long	TD
1)	Hayden, Chi.	4	15	3.8	15	0
2t)	Rogers, S.F.	3	63	21.0	51t	1
2t)	*Kuechly, Car.	3	9	3.0	9	0
2t)	Peppers, Chi.	3	0	0.0	0	0
5t)	Goldson, S.F.	2	71	35.5	66	0
5t)	Boley, NY-G	2	70	35.0	70t	1
5t)	*Claiborne, Dal.	2	50	25.0	50t	1
5t)	*Daniels, G.B.	2	43	21.5	43t	1

5t)	J. Wilson, Was.	2	30	15.0	30t	1
5t)	Edwards, Atl.	2	26	13.0	26	0
5t)	Joseph, NY-G	2	16	8.0	16	0
5t)	S. Brown, NY-G	2	9	4.5	9	0
5t)	Urlacher, Chi.	2	4	2.0	4	0
5t)	Bush, N.O.	2	1	0.5	1	0
5t)	*Alexander, Car.	2	0	0.0	0	0
5t)	Casillas, N.O.	2	0	0.0	0	0
5t)	Greenway, Min.	2	0	0.0	0	0
5t)	Jordan, N.O.	2	0	0.0	0	0
5t)	Tillman, Chi.	2	0	0.0	1	0
5t)	Tulloch, Det.	2	0	0.0	0	0
5t)	Watson, T.B.	2	0	0.0	0	0
5t)	Williams, Min.	2	0	0.0	0	0

NFL / DEFENSIVE FUMBLE RECOVERIES

Rank	Player, Team	Ret	Yards	Avg	Long	TD
1t)	Dobbins, Hou.	4	32	8.0	32	0
1t)	Hayden, Chi.	4	15	3.8	15	0
1t)	Ninkovich, N.E.	4	3	0.8	3	0
1t)	Wilfork, N.E.	4	2	0.5	2	0
5t)	Rogers, S.F.	3	63	21.0	51t	1
5t)	Gilberry, T.B.-Cin.	3	31	10.3	25t	1
5t)	E. Reed, Bal.	3	31	10.3	18	0
5t)	*Kuechly, Car.	3	9	3.0	9	0
5t)	Dunlap, Cin.	3	2	0.7	2	0
5t)	Jammer, S.D.	3	0	0.0	0t	1
5t)	Mosley, Jac.	3	0	0.0	0	0
5t)	Peppers, Chi.	3	0	0.0	0	0
13t)	Goldson, S.F.	2	71	35.5	66	0
13t)	Boley, NY-G	2	70	35.0	70t	1
13t)	*Claiborne, Dal.	2	50	25.0	50t	1
13t)	*Daniels, G.B.	2	43	21.5	43t	1
13t)	*Winn, Cle.	2	35	17.5	35	0
13t)	Gregory, N.E.	2	30	15.0	32t	1
13t)	J. Wilson, Was.	2	30	15.0	30t	1
13t)	Edwards, Atl.	2	26	13.0	26	0
13t)	Joseph, NY-G	2	16	8.0	16	0
13t)	Jones, K.C.	2	11	5.5	11t	1
13t)	S. Brown, NY-G	2	9	4.5	9	0
13t)	Y. Bell, NY-J	2	8	4.0	8	0
13t)	B. Scott, Buf.	2	8	4.0	8	0
13t)	Watt, Hou.	2	7	3.5	7	0
13t)	*Brown, Ten.	2	6	3.0	6	0
13t)	*Upshaw, Bal.	2	5	2.5	5	0
13t)	Urlacher, Chi.	2	4	2.0	4	0
13t)	Robertson, Cle.	2	2	1.0	2	0
13t)	Barnes, S.D.	2	1	0.5	1	0
13t)	Bush, N.O.	2	1	0.5	1	0
13t)	Hanson, Oak.	2	1	0.5	1	0
13t)	Adams, Den.	2	0	0.0	0	0
13t)	*Alexander, Car.	2	0	0.0	0	0
13t)	S. Brown, Cle.	2	0	0.0	0	0
13t)	*Burfict, Cin.	2	0	0.0	0	0
13t)	Byrd, Buf.	2	0	0.0	0	0
13t)	Casillas, N.O.	2	0	0.0	0	0
13t)	Cunningham, N.E.	2	0	0.0	0	0
13t)	Foote, Pit.	2	0	0.0	0	0
13t)	Greenway, Min.	2	0	0.0	0	0
13t)	D. Jackson, Cle.	2	0	0.0	0	0
13t)	Jordan, N.O.	2	0	0.0	0	0
13t)	McClellan, Bal.	2	0	0.0	0	0
13t)	Phillips, S.D.	2	0	0.0	0t	1
13t)	Tillman, Chi.	2	0	0.0	1	0
13t)	Tulloch, Det.	2	0	0.0	0	0
13t)	Watson, T.B.	2	0	0.0	0	0
13t)	Williams, Min.	2	0	0.0	0	0
13t)	M. Williams, Buf.	2	0	0.0	0	0
13t)	*Wilson, N.E.	2	0	0.0	0	0

WEEK 15 / THROUGH MONDAY, DECEMBER 17, 2012**AFC / KICKOFFS (Receiving Team)**

Rank	Team	TotKO	AdjKO	TB	TB%	EZ	EZ%	OB	I20	Avg.Start
1)	Baltimore	76	72	23	31.9	60	78.9	1	16	24.9
2)	Buffalo	82	82	46	56.1	64	78.0	0	5	24.5
3)	Miami	67	66	31	47.0	58	86.6	0	10	24.1
4)	New York Jets	69	65	25	38.5	55	79.7	0	13	23.8
5)	Pittsburgh	66	65	25	38.5	48	72.7	2	15	22.9
6)	Cleveland	65	60	18	30.0	52	80.0	2	18	22.9
7)	Tennessee	85	84	32	38.1	63	74.1	1	19	22.4
8)	Denver	66	57	31	54.4	48	72.7	0	13	22.4
9)	New England	69	64	30	46.9	52	75.4	0	16	21.9
10)	Cincinnati	67	65	25	38.5	49	73.1	1	15	21.4
11)	San Diego	68	65	33	50.8	56	82.4	0	13	21.4
12)	Kansas City	84	84	40	47.6	70	83.3	1	13	20.9
13)	Oakland	86	83	46	55.4	69	80.2	0	17	20.8
14)	Jacksonville	85	85	44	51.8	66	77.6	0	19	20.4
15)	Houston	66	63	28	44.4	56	84.8	0	17	20.4
16)	Indianapolis	82	81	45	55.6	66	80.5	0	15	20.1
Totals		1183	1141	522	45.7	932	81.7	8	234	22.2

AFC / KICKOFFS (Kicking Team)

Rank	Team	TotKO	AdjKO	TB	TB%	EZ	EZ%	OB	I20	Avg.Start
1)	Cleveland	70	68	26	38.2	49	70.0	1	20	19.9
2)	San Diego	67	64	26	40.6	53	79.1	1	21	20.1
3)	Baltimore	77	74	45	60.8	70	90.9	0	14	20.3
4)	New England	101	98	49	50.0	81	80.2	0	22	21.0
5)	Indianapolis	69	69	42	60.9	65	94.2	0	11	21.0
6)	Cincinnati	78	76	26	34.2	61	78.2	0	24	21.6
7)	New York Jets	61	56	12	21.4	35	57.4	1	23	21.8
8)	Denver	85	83	56	67.5	70	82.4	0	7	21.8
9)	Miami	65	61	30	49.2	54	83.1	0	15	21.9
10)	Oakland	66	59	35	59.3	57	86.4	2	12	22.3
11)	Pittsburgh	67	65	24	36.9	49	73.1	0	10	23.1
12)	Jacksonville	60	58	22	37.9	48	80.0	1	12	23.2
13)	Tennessee	65	63	37	58.7	53	81.5	1	7	23.2
14)	Buffalo	65	62	19	30.6	39	60.0	0	12	23.5
15)	Kansas City	52	48	23	47.9	43	82.7	2	5	24.0
16)	Houston	84	81	26	32.1	54	64.3	0	13	24.8
Totals		1132	1085	498	45.9	881	81.2	9	228	22.0

Note: Average team drive start DOES NOT include onside kicks or kickoffs at the end of a half unless either kickoff is returned for a touchdown. All other kickoffs (returned kickoffs, fair catches, touchback and kickoffs out of bounds) are included. Kickoffs resulting in the kicking team retaining possession are not included.

ADJ KO: Adjusted kickoffs are used to compute the Avg. Team Drive Start.

I20: The number of drives that start inside (not including) the 20 yd line.

WEEK 15 / THROUGH MONDAY, DECEMBER 17, 2012**NFC / KICKOFFS (Receiving Team)**

Rank	Team	TotKO	AdjKO	TB	TB%	EZ	EZ%	OB	I20	Avg.Start
1)	New York Giants	69	68	11	16.2	45	65.2	0	21	25.6
2)	Minnesota	71	68	31	45.6	53	74.6	2	9	24.6
3)	Seattle	53	51	28	54.9	43	81.1	1	11	24.3
4)	Chicago	56	51	11	21.6	33	58.9	0	11	24.0
5)	San Francisco	54	52	14	26.9	44	81.5	0	14	23.1
6)	Green Bay	67	66	24	36.4	50	74.6	2	11	22.9
7)	New Orleans	79	77	35	45.5	71	89.9	0	15	21.7
8)	Atlanta	62	60	41	68.3	55	88.7	0	5	21.6
9)	Philadelphia	79	73	27	37.0	54	68.4	0	16	21.3
10)	Arizona	69	67	36	53.7	61	88.4	0	13	21.2
11)	Detroit	81	80	52	65.0	67	82.7	0	12	21.2
12)	Tampa Bay	74	71	42	59.2	64	86.5	1	14	20.6
13)	Carolina	76	72	35	48.6	60	78.9	1	13	20.5
14)	St. Louis	75	69	39	56.5	59	78.7	0	15	20.4
15)	Washington	77	74	46	62.2	68	88.3	0	12	20.2
16)	Dallas	77	73	45	61.6	69	89.6	0	16	19.8
Totals		1119	1072	517	48.2	896	83.6	7	208	21.9

NFC / KICKOFFS (Kicking Team)

Rank	Team	TotKO	AdjKO	TB	TB%	EZ	EZ%	OB	I20	Avg.Start
1)	Chicago	74	72	41	56.9	66	89.2	0	16	19.7
2)	Seattle	76	72	34	47.2	65	85.5	0	20	20.6
3)	Minnesota	73	73	47	64.4	65	89.0	0	14	20.7
4)	Atlanta	83	81	39	48.1	73	88.0	0	16	20.8
5)	Tampa Bay	77	75	53	70.7	72	93.5	0	6	21.2
6)	St. Louis	59	57	31	54.4	52	88.1	0	9	21.8
7)	Dallas	74	68	28	41.2	55	74.3	1	16	21.8
8)	Carolina	64	60	29	48.3	46	71.9	0	11	22.0
9)	Washington	80	77	31	40.3	55	68.8	1	14	22.0
10)	Philadelphia	63	60	24	40.0	48	76.2	0	14	22.6
11)	Green Bay	72	71	34	47.9	55	76.4	1	10	22.7
12)	New York Giants	84	80	21	26.3	62	73.8	0	20	23.0
13)	New Orleans	80	78	38	48.7	64	80.0	1	16	23.0
14)	Arizona	56	55	27	49.1	48	85.7	0	5	23.6
15)	San Francisco	78	76	37	48.7	65	83.3	0	12	23.6
16)	Detroit	77	73	27	37.0	56	72.7	2	15	24.4
Totals		1170	1128	541	48.0	947	84.0	6	214	22.1

Note: Average team drive start DOES NOT include onside kicks or kickoffs at the end of a half unless either kickoff is returned for a touchdown. All other kickoffs (returned kickoffs, fair catches, touchback and kickoffs out of bounds) are included. Kickoffs resulting in the kicking team retaining possession are not included.

ADJ KO: Adjusted kickoffs are used to compute the Avg. Team Drive Start.

I20: The number of drives that start inside (not including) the 20 yd line.

WEEK 15 / THROUGH MONDAY, DECEMBER 17, 2012**NFL / KICKOFFS (Receiving Team)**

Rank	Team	TotKO	AdjKO	TB	TB%	EZ	EZ%	OB	I20	Avg.Start
1)	New York Giants	69	68	11	16.2	45	65.2	0	21	25.6
2)	Baltimore	76	72	23	31.9	60	78.9	1	16	24.9
3)	Minnesota	71	68	31	45.6	53	74.6	2	9	24.6
4)	Buffalo	82	82	46	56.1	64	78.0	0	5	24.5
5)	Seattle	53	51	28	54.9	43	81.1	1	11	24.3
6)	Miami	67	66	31	47.0	58	86.6	0	10	24.1
7)	Chicago	56	51	11	21.6	33	58.9	0	11	24.0
8)	New York Jets	69	65	25	38.5	55	79.7	0	13	23.8
9)	San Francisco	54	52	14	26.9	44	81.5	0	14	23.1
10)	Green Bay	67	66	24	36.4	50	74.6	2	11	22.9
11)	Pittsburgh	66	65	25	38.5	48	72.7	2	15	22.9
12)	Cleveland	65	60	18	30.0	52	80.0	2	18	22.9
13)	Tennessee	85	84	32	38.1	63	74.1	1	19	22.4
14)	Denver	66	57	31	54.4	48	72.7	0	13	22.4
15)	New England	69	64	30	46.9	52	75.4	0	16	21.9
16)	New Orleans	79	77	35	45.5	71	89.9	0	15	21.7
17)	Atlanta	62	60	41	68.3	55	88.7	0	5	21.6
18)	Cincinnati	67	65	25	38.5	49	73.1	1	15	21.4
19)	San Diego	68	65	33	50.8	56	82.4	0	13	21.4
20)	Philadelphia	79	73	27	37.0	54	68.4	0	16	21.3
21)	Arizona	69	67	36	53.7	61	88.4	0	13	21.2
22)	Detroit	81	80	52	65.0	67	82.7	0	12	21.2
23)	Kansas City	84	84	40	47.6	70	83.3	1	13	20.9
24)	Oakland	86	83	46	55.4	69	80.2	0	17	20.8
25)	Tampa Bay	74	71	42	59.2	64	86.5	1	14	20.6
26)	Carolina	76	72	35	48.6	60	78.9	1	13	20.5
27)	St. Louis	75	69	39	56.5	59	78.7	0	15	20.4
28)	Jacksonville	85	85	44	51.8	66	77.6	0	19	20.4
29)	Houston	66	63	28	44.4	56	84.8	0	17	20.4
30)	Washington	77	74	46	62.2	68	88.3	0	12	20.2
31)	Indianapolis	82	81	45	55.6	66	80.5	0	15	20.1
32)	Dallas	77	73	45	61.6	69	89.6	0	16	19.8
Totals		2302	2213	1039	46.9	1828	82.6	15	442	22.0

Note: Average opponent drive start DOES NOT include onside kicks or kickoffs at the end of a half unless either kickoff is returned for a touchdown. All other kickoffs (returned kickoffs, fair catches, touchback and kickoffs out of bounds) are included. Kickoffs resulting in the kicking team retaining possession are not included.

ADJ KO: Adjusted kickoffs are used to compute the Avg. Team Drive Start.

I20: The number of drives that start inside (not including) the 20 yd line.

WEEK 15 / THROUGH MONDAY, DECEMBER 17, 2012**NFL / KICKOFFS (Kicking Team)**

Rank	Team	TotKO	AdjKO	TB	TB%	EZ	EZ%	OB	I20	Avg.Start
1)	Chicago	74	72	41	56.9	66	89.2	0	16	19.7
2)	Cleveland	70	68	26	38.2	49	70.0	1	20	19.9
3)	San Diego	67	64	26	40.6	53	79.1	1	21	20.1
4)	Baltimore	77	74	45	60.8	70	90.9	0	14	20.3
5)	Seattle	76	72	34	47.2	65	85.5	0	20	20.6
6)	Minnesota	73	73	47	64.4	65	89.0	0	14	20.7
7)	Atlanta	83	81	39	48.1	73	88.0	0	16	20.8
8)	New England	101	98	49	50.0	81	80.2	0	22	21.0
9)	Indianapolis	69	69	42	60.9	65	94.2	0	11	21.0
10)	Tampa Bay	77	75	53	70.7	72	93.5	0	6	21.2
11)	Cincinnati	78	76	26	34.2	61	78.2	0	24	21.6
12)	New York Jets	61	56	12	21.4	35	57.4	1	23	21.8
13)	Denver	85	83	56	67.5	70	82.4	0	7	21.8
14)	St. Louis	59	57	31	54.4	52	88.1	0	9	21.8
15)	Dallas	74	68	28	41.2	55	74.3	1	16	21.8
16)	Miami	65	61	30	49.2	54	83.1	0	15	21.9
17)	Carolina	64	60	29	48.3	46	71.9	0	11	22.0
18)	Washington	80	77	31	40.3	55	68.8	1	14	22.0
19)	Oakland	66	59	35	59.3	57	86.4	2	12	22.3
20)	Philadelphia	63	60	24	40.0	48	76.2	0	14	22.6
21)	Green Bay	72	71	34	47.9	55	76.4	1	10	22.7
22)	New York Giants	84	80	21	26.3	62	73.8	0	20	23.0
23)	New Orleans	80	78	38	48.7	64	80.0	1	16	23.0
24)	Pittsburgh	67	65	24	36.9	49	73.1	0	10	23.1
25)	Jacksonville	60	58	22	37.9	48	80.0	1	12	23.2
26)	Tennessee	65	63	37	58.7	53	81.5	1	7	23.2
27)	Buffalo	65	62	19	30.6	39	60.0	0	12	23.5
28)	Arizona	56	55	27	49.1	48	85.7	0	5	23.6
29)	San Francisco	78	76	37	48.7	65	83.3	0	12	23.6
30)	Kansas City	52	48	23	47.9	43	82.7	2	5	24.0
31)	Detroit	77	73	27	37.0	56	72.7	2	15	24.4
32)	Houston	84	81	26	32.1	54	64.3	0	13	24.8
Totals		2302	2213	1039	46.9	1828	82.6	15	442	22.0

Note: Average team drive start DOES NOT include onside kicks or kickoffs at the end of a half unless either kickoff is returned for a touchdown. All other kickoffs (returned kickoffs, fair catches, touchback and kickoffs out of bounds) are included. Kickoffs resulting in the kicking team retaining possession are not included.

ADJ KO: Adjusted kickoffs are used to compute the Avg. Team Drive Start.

I20: The number of drives that start inside (not including) the 20 yd line.

WEEK 15 / THROUGH MONDAY, DECEMBER 17, 2012**AFC / TEAM/OFFENSE INSIDE THE 20**

Rank	Team	Poss	Pts	TD	TD%	FG	Score	Score%
1)	New England	64	355	44	68.8	16	60	93.8
2)	Baltimore	41	201	24	58.5	11	35	85.4
3)	Houston	53	274	31	58.5	19	50	94.3
4)	Denver	55	272	31	56.4	18	49	89.1
5)	Cincinnati	54	264	30	55.6	18	48	88.9
6)	Pittsburgh	44	219	24	54.5	17	41	93.2
7)	Indianapolis	43	199	23	53.5	13	36	83.7
8)	Miami	34	160	18	52.9	11	29	85.3
9t)	New York Jets	42	179	21	50.0	11	32	76.2
9t)	San Diego	42	192	21	50.0	15	36	85.7
11)	Tennessee	33	154	16	48.5	14	30	90.9
12)	Buffalo	44	191	21	47.7	15	36	81.8
13)	Jacksonville	31	136	14	45.2	13	27	87.1
14)	Cleveland	36	152	15	41.7	16	31	86.1
15)	Oakland	37	161	15	40.5	18	33	89.2
16)	Kansas City	33	115	10	30.3	15	25	75.8

AFC / OPPONENTS/DEFENSE INSIDE THE 20

Rank	Team	Poss	Pts	TD	TD%	FG	Score	Score%
1)	Miami	49	196	19	38.8	21	40	81.6
2)	Baltimore	49	212	20	40.8	24	44	89.8
3)	Houston	33	145	16	48.5	11	27	81.8
4)	Kansas City	57	262	28	49.1	22	50	87.7
5)	Cincinnati	37	173	19	51.4	13	32	86.5
6)	Jacksonville	61	285	32	52.5	20	52	85.2
7)	Pittsburgh	40	186	21	52.5	13	34	85.0
8)	Indianapolis	48	243	26	54.2	21	47	97.9
9)	Cleveland	44	195	24	54.5	9	33	75.0
10)	Oakland	50	244	28	56.0	16	44	88.0
11)	New England	41	194	23	56.1	11	34	82.9
12)	Tennessee	50	255	30	60.0	15	45	90.0
13)	New York Jets	36	180	22	61.1	9	31	86.1
14)	Denver	37	196	23	62.2	12	35	94.6
15)	San Diego	35	191	23	65.7	10	33	94.3
16)	Buffalo	49	282	35	71.4	12	47	95.9

NFC / TEAM/OFFENSE INSIDE THE 20

Rank	Team	Poss	Pts	TD	TD%	FG	Score	Score%
1)	New Orleans	47	257	32	68.1	11	43	91.5
2)	Tampa Bay	41	207	27	65.9	7	34	82.9
3)	Detroit	49	244	30	61.2	11	41	83.7
4)	Green Bay	36	176	22	61.1	8	30	83.3
5)	Carolina	37	180	22	59.5	9	31	83.8
6)	Atlanta	57	283	33	57.9	18	51	89.5
7)	Washington	47	222	27	57.4	11	38	80.9
8t)	San Francisco	47	229	25	53.2	18	43	91.5
8t)	Seattle	47	229	25	53.2	19	44	93.6
10)	Minnesota	42	199	22	52.4	15	37	88.1
11)	Chicago	39	186	20	51.3	15	35	89.7
12)	New York Giants	56	262	28	50.0	22	50	89.3
13)	St. Louis	33	139	16	48.5	8	24	72.7
14)	Dallas	45	205	21	46.7	19	40	88.9
15)	Philadelphia	44	186	20	45.5	16	36	81.8
16)	Arizona	37	145	16	43.2	11	27	73.0

NFC / OPPONENTS/DEFENSE INSIDE THE 20

Rank	Team	Poss	Pts	TD	TD%	FG	Score	Score%
1)	Arizona	38	150	16	42.1	13	29	76.3
2)	Seattle	32	137	15	46.9	11	26	81.3
3)	New York Giants	42	185	20	47.6	15	35	83.3
4)	Atlanta	35	155	17	48.6	12	29	82.9
5)	Philadelphia	49	221	24	49.0	18	42	85.7
6)	Chicago	38	163	19	50.0	10	29	76.3
7)	Dallas	44	211	23	52.3	17	40	90.9
8)	Detroit	32	161	17	53.1	14	31	96.9
9)	Tampa Bay	49	230	26	53.1	16	42	85.7
10)	St. Louis	47	213	25	53.2	13	38	80.9
11)	Carolina	45	214	24	53.3	16	40	88.9
12)	New Orleans	61	276	33	54.1	15	48	78.7
13t)	Minnesota	46	227	27	58.7	13	40	87.0
13t)	Washington	46	232	27	58.7	14	41	89.1
15t)	Green Bay	40	203	24	60.0	12	36	90.0
15t)	San Francisco	30	156	18	60.0	10	28	93.3

WEEK 15 / THROUGH MONDAY, DECEMBER 17, 2012**NFL / TEAM/OFFENSE INSIDE THE 20**

Rank	Team	Poss	Pts	TD	TD%	FG	Score	Score%
1)	New England	64	355	44	68.8	16	60	93.8
2)	New Orleans	47	257	32	68.1	11	43	91.5
3)	Tampa Bay	41	207	27	65.9	7	34	82.9
4)	Detroit	49	244	30	61.2	11	41	83.7
5)	Green Bay	36	176	22	61.1	8	30	83.3
6)	Carolina	37	180	22	59.5	9	31	83.8
7)	Baltimore	41	201	24	58.5	11	35	85.4
8)	Houston	53	274	31	58.5	19	50	94.3
9)	Atlanta	57	283	33	57.9	18	51	89.5
10)	Washington	47	222	27	57.4	11	38	80.9
11)	Denver	55	272	31	56.4	18	49	89.1
12)	Cincinnati	54	264	30	55.6	18	48	88.9
13)	Pittsburgh	44	219	24	54.5	17	41	93.2
14)	Indianapolis	43	199	23	53.5	13	36	83.7
15t)	San Francisco	47	229	25	53.2	18	43	91.5
15t)	Seattle	47	229	25	53.2	19	44	93.6
17)	Miami	34	160	18	52.9	11	29	85.3
18)	Minnesota	42	199	22	52.4	15	37	88.1
19)	Chicago	39	186	20	51.3	15	35	89.7
20t)	New York Giants	56	262	28	50.0	22	50	89.3
20t)	New York Jets	42	179	21	50.0	11	32	76.2
20t)	San Diego	42	192	21	50.0	15	36	85.7
23t)	St. Louis	33	139	16	48.5	8	24	72.7
23t)	Tennessee	33	154	16	48.5	14	30	90.9
25)	Buffalo	44	191	21	47.7	15	36	81.8
26)	Dallas	45	205	21	46.7	19	40	88.9
27)	Philadelphia	44	186	20	45.5	16	36	81.8
28)	Jacksonville	31	136	14	45.2	13	27	87.1
29)	Arizona	37	145	16	43.2	11	27	73.0
30)	Cleveland	36	152	15	41.7	16	31	86.1
31)	Oakland	37	161	15	40.5	18	33	89.2
32)	Kansas City	33	115	10	30.3	15	25	75.8

NFL / OPPONENTS/DEFENSE INSIDE THE 20

Rank	Team	Poss	Pts	TD	TD%	FG	Score	Score%
1)	Miami	49	196	19	38.8	21	40	81.6
2)	Baltimore	49	212	20	40.8	24	44	89.8
3)	Arizona	38	150	16	42.1	13	29	76.3
4)	Seattle	32	137	15	46.9	11	26	81.3
5)	New York Giants	42	185	20	47.6	15	35	83.3
6)	Houston	33	145	16	48.5	11	27	81.8
7)	Atlanta	35	155	17	48.6	12	29	82.9
8)	Philadelphia	49	221	24	49.0	18	42	85.7
9)	Kansas City	57	262	28	49.1	22	50	87.7
10)	Chicago	38	163	19	50.0	10	29	76.3
11)	Cincinnati	37	173	19	51.4	13	32	86.5
12)	Dallas	44	211	23	52.3	17	40	90.9
13)	Jacksonville	61	285	32	52.5	20	52	85.2
14)	Pittsburgh	40	186	21	52.5	13	34	85.0
15)	Detroit	32	161	17	53.1	14	31	96.9
16)	Tampa Bay	49	230	26	53.1	16	42	85.7
17)	St. Louis	47	213	25	53.2	13	38	80.9
18)	Carolina	45	214	24	53.3	16	40	88.9
19)	New Orleans	61	276	33	54.1	15	48	78.7
20)	Indianapolis	48	243	26	54.2	21	47	97.9
21)	Cleveland	44	195	24	54.5	9	33	75.0
22)	Oakland	50	244	28	56.0	16	44	88.0
23)	New England	41	194	23	56.1	11	34	82.9
24t)	Minnesota	46	227	27	58.7	13	40	87.0
24t)	Washington	46	232	27	58.7	14	41	89.1
26t)	Green Bay	40	203	24	60.0	12	36	90.0
26t)	San Francisco	30	156	18	60.0	10	28	93.3
26t)	Tennessee	50	255	30	60.0	15	45	90.0
29)	New York Jets	36	180	22	61.1	9	31	86.1
30)	Denver	37	196	23	62.2	12	35	94.6
31)	San Diego	35	191	23	65.7	10	33	94.3
32)	Buffalo	49	282	35	71.4	12	47	95.9

AFC / FIRST-DOWN PLAYS BY TEAMS

Rank	Team	Yds/Play	Plays	Yards
1)	New England	6.05	490	2965
2)	Denver	5.80	434	2519
3)	Houston	5.69	442	2516
4)	Buffalo	5.50	398	2190
5)	Baltimore	5.44	398	2167
6)	Indianapolis	5.38	441	2372
7)	Tennessee	5.37	368	1976
8)	Oakland	5.27	405	2135
9)	Kansas City	5.24	397	2082
10)	Miami	5.24	377	1977
11)	San Diego	5.22	388	2026
12)	Cleveland	5.06	375	1896
13)	New York Jets	5.05	399	2016
14)	Cincinnati	5.03	394	1983
15)	Pittsburgh	4.76	394	1875
16)	Jacksonville	4.73	361	1709
TOTAL		5.32	6461	34404

AFC / FIRST-DOWN PLAYS BY OPPONENTS

Rank	Team	Yds/Play	Plays	Yards
1)	Denver	4.79	392	1876
2)	San Diego	4.80	402	1930
3)	Cleveland	4.94	432	2136
4)	Cincinnati	4.97	400	1987
5)	Kansas City	5.12	369	1890
6)	New York Jets	5.13	389	1997
7)	Miami	5.15	403	2077
8)	Tennessee	5.18	426	2206
9)	Baltimore	5.18	435	2255
10)	Pittsburgh	5.20	366	1905
11)	Houston	5.58	395	2203
12)	Buffalo	5.68	415	2357
13)	Jacksonville	5.77	450	2597
14)	Oakland	5.80	389	2258
15)	New England	6.07	425	2578
16)	Indianapolis	6.23	391	2436
TOTAL		5.35	6479	34688

NFC / FIRST-DOWN PLAYS BY TEAMS

Rank	Team	Yds/Play	Plays	Yards
1)	Washington	6.44	413	2661
2)	San Francisco	6.34	400	2536
3)	Carolina	6.25	393	2458
4)	New Orleans	5.89	417	2456
5)	Seattle	5.81	378	2195
6)	Atlanta	5.75	414	2382
7)	Detroit	5.73	468	2682
8)	Tampa Bay	5.71	384	2191
9)	New York Giants	5.63	394	2219
10)	St. Louis	5.55	382	2119
11)	Dallas	5.29	416	2202
12)	Minnesota	5.22	381	1988
13)	Philadelphia	4.79	422	2022
14)	Green Bay	4.77	398	1898
15)	Chicago	4.32	380	1642
16)	Arizona	4.21	372	1567
TOTAL		5.49	6412	35218

NFC / FIRST-DOWN PLAYS BY OPPONENTS

Rank	Team	Yds/Play	Plays	Yards
1)	San Francisco	4.41	380	1677
2)	Detroit	4.79	392	1879
3)	Green Bay	4.88	392	1911
4)	Seattle	5.18	377	1953
5)	Minnesota	5.20	429	2232
6)	Philadelphia	5.26	389	2048
7)	Dallas	5.27	372	1959
8)	Arizona	5.29	407	2155
9)	St. Louis	5.33	411	2190
10)	Chicago	5.36	391	2095
11)	Atlanta	5.53	382	2111
12)	New York Giants	5.80	391	2267
13)	Washington	5.87	406	2384
14)	Carolina	5.91	409	2419
15)	Tampa Bay	6.22	415	2582
16)	New Orleans	6.81	451	3072
TOTAL		5.46	6394	34934

WEEK 15 / THROUGH MONDAY, DECEMBER 17, 2012**NFL / FIRST-DOWN PLAYS BY TEAMS**

Rank	Team	Yds/Play	Plays	Yards
1)	Washington	6.44	413	2661
2)	San Francisco	6.34	400	2536
3)	Carolina	6.25	393	2458
4)	New England	6.05	490	2965
5)	New Orleans	5.89	417	2456
6)	Seattle	5.81	378	2195
7)	Denver	5.80	434	2519
8)	Atlanta	5.75	414	2382
9)	Detroit	5.73	468	2682
10)	Tampa Bay	5.71	384	2191
11)	Houston	5.69	442	2516
12)	New York Giants	5.63	394	2219
13)	St. Louis	5.55	382	2119
14)	Buffalo	5.50	398	2190
15)	Baltimore	5.44	398	2167
16)	Indianapolis	5.38	441	2372
17)	Tennessee	5.37	368	1976
18)	Dallas	5.29	416	2202
19)	Oakland	5.27	405	2135
20)	Kansas City	5.24	397	2082
21)	Miami	5.24	377	1977
22)	San Diego	5.22	388	2026
23)	Minnesota	5.22	381	1988
24)	Cleveland	5.06	375	1896
25)	New York Jets	5.05	399	2016
26)	Cincinnati	5.03	394	1983
27)	Philadelphia	4.79	422	2022
28)	Green Bay	4.77	398	1898
29)	Pittsburgh	4.76	394	1875
30)	Jacksonville	4.73	361	1709
31)	Chicago	4.32	380	1642
32)	Arizona	4.21	372	1567
TOTAL		5.41	12873	69622

NFL / FIRST-DOWN PLAYS BY OPPONENTS

Rank	Team	Yds/Play	Plays	Yards
1)	San Francisco	4.41	380	1677
2)	Denver	4.79	392	1876
3)	Detroit	4.79	392	1879
4)	San Diego	4.80	402	1930
5)	Green Bay	4.88	392	1911
6)	Cleveland	4.94	432	2136
7)	Cincinnati	4.97	400	1987
8)	Kansas City	5.12	369	1890
9)	New York Jets	5.13	389	1997
10)	Miami	5.15	403	2077
11)	Tennessee	5.18	426	2206
12)	Seattle	5.18	377	1953
13)	Baltimore	5.18	435	2255
14)	Minnesota	5.20	429	2232
15)	Pittsburgh	5.20	366	1905
16)	Philadelphia	5.26	389	2048
17)	Dallas	5.27	372	1959
18)	Arizona	5.29	407	2155
19)	St. Louis	5.33	411	2190
20)	Chicago	5.36	391	2095
21)	Atlanta	5.53	382	2111
22)	Houston	5.58	395	2203
23)	Buffalo	5.68	415	2357
24)	Jacksonville	5.77	450	2597
25)	New York Giants	5.80	391	2267
26)	Oakland	5.80	389	2258
27)	Washington	5.87	406	2384
28)	Carolina	5.91	409	2419
29)	New England	6.07	425	2578
30)	Tampa Bay	6.22	415	2582
31)	Indianapolis	6.23	391	2436
32)	New Orleans	6.81	451	3072
TOTAL		5.41	12873	69622

WEEK 15 / THROUGH MONDAY, DECEMBER 17, 2012

OFFENSE	NFL/Avg
GAMES (Won-Lost)	---
FIRST DOWNS	279.1
Rushing	84.8
Passing	168.8
Penalty	25.6
YDS GAINED (tot)	4884.5
Avg per Game	348.9
RUSHING (net)	1625.2
Avg per Game	116.1
Rushes	379.5
Yards per Rush	4.3
PASSING (net)	3259.3
Avg per Game	232.8
Passes Att.	489.3
Completed	299.1
Pct Completed	61.1
Yards Gained	3464.3
Sacked	31.8
Yards Lost	205.0
Had intercepted	13.1
Yards Opp Ret	221.1
Opp TDs on Int	1.9
PUNTS	67.7
Avg Yards	45.5
PUNT RETURNS	31.1
Avg Return	9.6
Returned for TD	0.5
KICKOFF RETURNS	37.7
Avg Return	23.7
Returned for TD	0.3
PENALTIES	89.4
Yards Penalized	758.4
FUMBLES BY	19.2
Fumbles Lost	9.3
Opp Fumbles	19.2
Opp Fum Lost	9.3
POSS. TIME (avg)	30:00
TOUCHDOWNS	35.5
Rushing	11.0
Passing	20.7
Returns	3.8
EXTRA-PT KICKS	99%
2-PT CONVERSIONS	52%
FIELD GOALS/FGA	24/28
POINTS SCORED	319.9

DEFENSE	NFL/Avg
POINTS ALLOWED	319.9
OPP FIRST DOWNS	279.1
Rushing	84.8
Passing	168.8
Penalty	25.6
OPP YARDS GAINED	4884.5
Avg per Game	348.9
OPP RUSHING(net)	1625.2
Avg per Game	116.1
Rushes	379.5
Yards per Rush	4.3
OPP PASSING(net)	3259.3
Avg per Game	232.8
Passes Att.	489.3
Completed	299.1
Pct Completed	61.1
Sacked	31.8
Yards Lost	205.0
INTERCEPTED BY	13.1
Yards Returned	221.1
Returned for TD	1.9
OPP PUNT RETURNS	31.1
Avg return	9.6
OPP KICKOFF RET	37.7
Avg return	23.7
OPP TOUCHDOWNS	35.5
Rushing	11.0
Passing	20.7
Returns	3.8