



PATRIOTS RETURN TO GILLETTE TO FACE HOUSTON

MEDIA SCHEDULE

WEDNESDAY, DECEMBER 5

10:00 Media Check-In
11:10-11:25 Tom Brady Availability
(Visitor's Locker Room)
12:00-12:15 Bill Belichick Press Conference
(Red Level Press Box)
12:35 Local Media Access to Practice
3:30-4:15 Open Locker Room

THURSDAY, DECEMBER 6

TBA Media Check-In
10:20 Gary Kubiak Conf. Call
TBA Local Media Access to Practice
TBA Open Locker Room
Approx. 3:30 Texans Player Conf. Call

FRIDAY AND SATURDAY, DECEMBER 7-8

TBA

SUNDAY, DECEMBER 9

No media availability

MONDAY, DECEMBER 10

8:30 p.m. Patriots vs. Texans

2012 PATRIOTS SCHEDULE

REGULAR SEASON (9-3)

| | | | |
|-----------------|-----------------|-----------|------|
| Sun., Sept. 9 | at Tennessee | 34-13 | W |
| Sun., Sept. 16 | Arizona | 18-20 | L |
| Sun., Sept. 23 | at Baltimore | 30-31 | L |
| Sun., Sept. 30 | at Buffalo | 52-28 | W |
| Sun., Oct. 7 | Denver | 31-21 | W |
| Sun., Oct. 14 | at Seattle | 23-24 | L |
| Sun., Oct. 21 | N.Y. Jets | 29-26(ot) | W |
| Sun., Oct. 28 | at St. Louis# | 45-7 | W |
| Sun., Nov. 4 | BYE WEEK | | |
| Sun., Nov. 11 | Buffalo | 37-31 | W |
| Sun., Nov. 18 | Indianapolis | 59-24 | W |
| Thurs., Nov. 22 | at N.Y. Jets | 49-19 | W |
| Sun., Dec. 2 | at Miami | 23-16 | W |
| Mon., Dec. 10 | Houston | 8:30 p.m. | ESPN |
| Sun., Dec. 16 | San Francisco | 8:20 p.m. | NBC |
| Sun., Dec. 23 | at Jacksonville | 1:00 p.m. | CBS* |
| Sun., Dec. 30 | Miami | 1:00 p.m. | CBS* |

#Game played in London

*Game Time and Network subject to possible flexible scheduling adjustment.

AFC EAST STANDINGS

| Team | W | L | T | Pct. | PF | PA |
|----------------|---|---|---|------|-----|-----|
| NEW ENGLAND | 9 | 3 | 0 | .750 | 430 | 260 |
| New York Jets | 5 | 7 | 0 | .417 | 228 | 296 |
| Buffalo Bills | 5 | 7 | 0 | .417 | 277 | 337 |
| Miami Dolphins | 5 | 7 | 0 | .417 | 227 | 249 |

PATRIOTS MEDIA WEBSITE

The Patriots' media website, located at <http://media.patriots.com>, will be updated for registered users throughout training camp with all the latest media information, schedules, rosters and press releases. In addition to up-to-date media information, the site's archives allow access to all of the Patriots media material dating back to the 2002 season.

NEW ENGLAND PATRIOTS (9-3) vs. HOUSTON TEXANS (11-1)

Monday, December 10, 2012 ★ Gillette Stadium (68,756) ★ 8:30 p.m. ET

The New England Patriots return to Gillette Stadium for the first of two primetime nationally-televised games. The Patriots will host the Houston Texans on Monday Night Football this week followed by a Sunday Night Football game against the San Francisco 49ers next week.

While New England clinched their fourth consecutive AFC East Title last week, Houston improved to 11-1 and clinched a playoff berth for the second straight season.

PATRIOTS CLINCH PLAYOFF SPOT FOR 14TH TIME IN KRAFT'S 19 YEARS OF OWNERSHIP

New England has now qualified for the playoffs 20 times in its 53-year history. The Patriots have earned 14 playoff berths in the 19 seasons since Robert Kraft purchased the team in 1994, a dramatic contrast to the six total playoff berths that the team earned in its first 34 years of existence. New England has won 12 AFC East crowns under Kraft's leadership. New England has won 15 division crowns overall (14 AFC East Crowns) and has qualified as a Wild Card team on four occasions (1998, 1994, 1985 and 1976). The Patriots also qualified for the playoffs in 1982 as part of a 16-team tournament following a players' strike.

MATT LIGHT TO BE HONORED AT HALFTIME

Matt Light, who announced his retirement from the Patriots on May 7, 2012, closing his 11-year career as one of the most productive players in the team's history, will be honored at halftime of this week's game. Light was originally drafted by the Patriots in the second round of the 2011 NFL Draft. The Purdue product spent his entire 11-year NFL career with the Patriots. Light left the football field having played a major role in leading the Patriots to 11 consecutive seasons with a winning record, nine division championships, five conference titles and three Super Bowls. "For the past 11 seasons, Matt's many accomplishments, both on and off the field, made him the consummate Patriot," said Patriots Chairman and CEO Robert Kraft. "For more than a decade, Matt anchored the offensive line and protected Tom Brady's blind side, delivering three Super Bowl titles and five conference championships during his tenure."

ANNUAL ACHIEVEMENTS

The Patriots won more than half of their games for the 12th straight year after picking up their ninth win of the 2012 season over Miami last Sunday. They are the first team to win more than half of their games in 12 straight seasons since free agency began in 1993. The Patriots are the third team to win more than half of their games in 12 straight seasons since the 1970 AFL-NFL merger, joining the 49ers (16 straight from 1983-1998) and the Cowboys (16 straight from 1970-85).

MOST CONSECUTIVE WINNING SEASONS (since 1970 merger)

| | |
|-------------------------|----|
| San Francisco (1983-98) | 16 |
| Dallas (1970-85) | 16 |
| New England (2001-12) | 12 |
| Oakland (1970-80) | 11 |

BROADCAST INFORMATION

TELEVISION: This week's game will be nationally televised by **ESPN** and can also be seen in Boston on ABC affiliate **WCVB-TV Channel 5**. **Mike Tirico** and **Jon Gruden** will call the game. **Lisa Salters** will be the sideline reporter. **Jay Rothman** will produce the game and **Chip Dean** will be the director.

RADIO: 98.5 FM, The Sports Hub, is the flagship station for the **Patriots Radio Network**. A complete listing of the network's 40 stations can be found in this press release. Play-by-play broadcaster **Gil Santos** is in his 36th season as the voice of the Patriots and will call the action. Former Patriots quarterback **Scott Zolak** will handle the color commentary.

NATIONAL RADIO: This week's game will be broadcast to a national audience by **Dial Global Radio Sports**. **Kevin Harlan** and **Boomer Esiason** will call the game. **Mark Malone** will report from the sidelines.



ROBERT KRAFT NEWS & NOTES

Since Robert Kraft purchased the team in 1994, the Patriots have experienced one of the most dramatic turnarounds in the history of sports. Now in his 19th season of ownership, Kraft has transformed one of the league's least successful clubs into what many observers view as a model NFL franchise. In the five seasons immediately preceding his purchase (1989-93), the Patriots were a moribund team, winning just 19 of 80 games (.238 pct.) and recording the worst record in the NFL over that span. When he bought the franchise on Jan. 21, 1994, Kraft announced his intention to bring a championship to New England, a tall order considering the team's previous success rate. But under Kraft's leadership, the Patriots have won more division titles (12), conference crowns (6) and Super Bowl championships (3) than any other NFL team. The Patriots have made six Super Bowl appearances since Kraft purchased the team, a period during which no other NFL franchise has earned more than four berths. In Kraft's 19 seasons, the Patriots qualified for the playoffs 14 times, more than doubling the franchise's accomplishments during its first 34 seasons.



| | Pre-Kraft 1960-93 | 1989-93 | Kraft Era 1994-12 |
|---------------------|------------------------------|----------------|------------------------------|
| Overall Record | 225-276-9 | 19-61 | 221-108 |
| Winning Pct. | .450 | .238 | .672 |
| Super Bowl Titles | 0 | 0 | 3 |
| Conference Titles | 1 | 0 | 6 |
| Division Titles | 3 | 0 | 12 |
| Playoff Seasons | 6 | 0 | 14 |
| Playoff Record | 4-6 | -- | 19-10 |
| Home Playoff Games | 1 | 0 | 15 |
| Home Playoff Record | 0-1 | -- | 13-2 |

A CHAMPIONSHIP TRADITION

MULTIPLE LEAGUE CHAMPIONSHIPS SINCE 2001

| Team | League | Titles |
|----------------------------------|-----------------|----------|
| Los Angeles Lakers..... | NBA..... | 4 |
| New England Patriots..... | NFL..... | 3 |
| San Antonio Spurs..... | NBA..... | 3 |

HIGHEST WINNING PERCENTAGE IN MAJOR PROFESSIONAL SPORTS SINCE 1994 (regular season)

| Team | League | PCT |
|----------------------------------|-----------------|-------------|
| San Antonio Spurs..... | NBA..... | .682 |
| New England Patriots..... | NFL..... | .673 |
| Detroit Red Wings..... | NHL..... | .668 |
| Los Angeles Lakers..... | NBA..... | .652 |
| Green Bay Packers..... | NFL..... | .643 |
| Pittsburgh Steelers..... | NFL..... | .638 |

200-GAME SELLOUT STREAK

In the early 1990s, the Patriots seemed destined for relocation until Robert Kraft's purchase of the team rejuvenated local interest. In 1991, the season ticket base was just 17,635, barely enough to support the club. Now, the season tickets are capped and more than 50,000 fans are on a season ticket waiting list. The Patriots have sold out 200 consecutive home games, including playoff and preseason games (dating back to the 1994 season opener).

SINCE ROBERT KRAFT PURCHASED THE TEAM IN 1994...

TOTAL VICTORIES SINCE 1994 (Regular Season)

| | |
|----------------------------------|------------|
| New England Patriots..... | 202 |
| Green Bay Packers..... | 193 |
| Pittsburgh Steelers..... | 191 |
| Indianapolis Colts..... | 180 |

TOTAL VICTORIES SINCE 1994 (Incl. Postseason)

| | |
|----------------------------------|------------|
| New England Patriots..... | 221 |
| Pittsburgh Steelers..... | 208 |
| Green Bay Packers..... | 208 |
| Indianapolis Colts..... | 191 |
| Denver Broncos..... | 183 |
| Philadelphia Eagles..... | 176 |

WINNING PERCENTAGE SINCE 1994 (Incl. Postseason)

| Team | W | L | T | Pct. |
|----------------------------------|------------|------------|----------|-------------|
| New England Patriots..... | 221 | 108 | 0 | .672 |
| Pittsburgh Steelers..... | 208 | 118 | 1 | .638 |
| Green Bay Packers..... | 208 | 118 | 0 | .638 |
| Indianapolis Colts..... | 191 | 132 | 0 | .591 |
| Denver Broncos..... | 183 | 132 | 0 | .581 |
| Philadelphia Eagles..... | 176 | 144 | 2 | .550 |
| New York Giants..... | 169 | 146 | 1 | .536 |

SUPER BOWL CHAMPIONSHIPS SINCE 1994

| | |
|----------------------------------|----------|
| New England Patriots..... | 3 |
| Green Bay..... | 2 |
| Pittsburgh Steelers..... | 2 |
| Denver Broncos..... | 2 |
| N.Y. Giants..... | 2 |
| 7 Teams..... | 1 |

CONFERENCE CHAMPIONSHIPS SINCE 1994

| | |
|----------------------------------|----------|
| New England Patriots..... | 6 |
| Pittsburgh Steelers..... | 4 |
| Green Bay Packers..... | 3 |
| New York Giants..... | 3 |
| Denver Broncos..... | 2 |
| St. Louis Rams..... | 2 |
| Indianapolis Colts..... | 2 |
| 14 Teams..... | 1 |

DIVISION CHAMPIONSHIPS SINCE 1994

| | |
|----------------------------------|-----------|
| New England Patriots..... | 12 |
| Pittsburgh Steelers..... | 10 |
| Green Bay Packers..... | 8 |
| Indianapolis Colts..... | 8 |

PLAYOFF VICTORIES SINCE 1994

| | |
|----------------------------------|-----------|
| New England Patriots..... | 19 |
| Pittsburgh Steelers..... | 17 |
| Green Bay Packers..... | 15 |
| Philadelphia Eagles..... | 11 |
| Indianapolis Colts..... | 11 |

PLAYOFF GAMES PLAYED SINCE 1994

| | |
|----------------------------------|-----------|
| New England Patriots..... | 29 |
| Pittsburgh Steelers..... | 27 |
| Green Bay Packers..... | 26 |
| Indianapolis Colts..... | 23 |
| Philadelphia Eagles..... | 22 |
| Baltimore Ravens..... | 17 |

PLAYOFF SEASONS SINCE 1994

| | |
|----------------------------------|-----------|
| New England Patriots..... | 14 |
| Indianapolis Colts..... | 13 |
| Green Bay Packers..... | 13 |
| Pittsburgh Steelers..... | 12 |
| Philadelphia Eagles..... | 11 |
| Dallas Cowboys..... | 9 |

PLAYOFF WINNING PERCENTAGE SINCE 1994

| Team | W | L | Pct. |
|----------------------------------|-----------|-----------|-------------|
| New England Patriots..... | 19 | 10 | .655 |
| Pittsburgh Steelers..... | 17 | 10 | .630 |
| New York Giants..... | 10 | 6 | .625 |
| Arizona Cardinals..... | 5 | 3 | .625 |
| Denver Broncos..... | 9 | 6 | .600 |
| New Orleans Saints..... | 6 | 4 | .600 |
| Carolina Panthers..... | 6 | 4 | .600 |
| New Baltimore Ravens..... | 10 | 7 | .588 |

MOST PRO BOWLERS DRAFTED SINCE 1994

Since Robert Kraft's purchase of the Patriots in 1994, the team has drafted more Pro Bowl players than any other NFL team.

| Rank | Team | Players |
|-----------|--------------------|-----------|
| 1. | New England | 20 |
| 2. | Green Bay | 19 |
| 3. | Pittsburgh | 18 |
| 4. | Philadelphia | 15 |
| | Baltimore | 15 |



PATRIOTS HOME DOMINANCE



Since the Patriots opened Gillette Stadium in 2002, they have celebrated more regular season and postseason wins than any other team in the NFL. The Patriots have the highest point differential at home in that time and are among the top three offensive and defensive leaders at home.

REGULAR SEASON HOME RECORD SINCE 2002

| Rank | Team | W | L | T | Pct. |
|------|--------------|----|----|---|-------|
| 1 | New England | 71 | 14 | 0 | 0.835 |
| 2 | Baltimore | 66 | 20 | 0 | 0.767 |
| 3 | Indianapolis | 64 | 22 | 0 | 0.744 |
| 4 | Pittsburgh | 62 | 22 | 1 | 0.735 |
| 5 | Green Bay | 60 | 26 | 0 | 0.698 |

HOME PLAYOFF RECORD SINCE 2002 (MIN. 5 GAMES)

| Rank | Team | W | L | Pct |
|------|--------------|---|---|-------|
| 1 | Seattle | 5 | 1 | 0.833 |
| 2 | New England | 9 | 2 | 0.818 |
| 3t | Philadelphia | 5 | 2 | 0.714 |
| 3t | Pittsburgh | 5 | 2 | 0.714 |
| 5 | Indianapolis | 6 | 3 | 0.667 |

HOME RECORD SINCE 2002 (INCLUDING PLAYOFFS)

| Rank | Team | W | L | T | Pct. |
|------|--------------|----|----|---|-------|
| 1 | New England | 80 | 16 | 0 | 0.834 |
| 2 | Baltimore | 67 | 22 | 0 | 0.753 |
| 3t | Pittsburgh | 68 | 24 | 1 | 0.737 |
| 3t | Indianapolis | 70 | 25 | 0 | 0.737 |
| 5 | San Diego | 59 | 31 | 0 | 0.656 |

HOME RECORD AFTER HALLOWEEN SINCE 2002

| Rank | Team | W | L | T | Pct. |
|------|--------------|----|----|---|-------|
| 1 | New England | 37 | 8 | 0 | 0.822 |
| 2 | Green Bay | 36 | 10 | 0 | 0.783 |
| 3 | Baltimore | 37 | 12 | 0 | 0.755 |
| 4 | Indianapolis | 39 | 13 | 0 | 0.750 |
| 5 | San Diego | 33 | 16 | 0 | 0.673 |

HOME RECORD VS. NFC SINCE 2002

| Rank | Team | W | L | T | Pct. |
|------|--------------|----|---|---|-------|
| 1 | Pittsburgh | 19 | 2 | 1 | 0.886 |
| 2 | Baltimore | 19 | 3 | 0 | 0.864 |
| 3 | New England | 18 | 3 | 0 | 0.857 |
| 4 | Indianapolis | 16 | 6 | 0 | 0.727 |
| 5 | Jacksonville | 15 | 8 | 0 | 0.652 |

HOME RECORD VS DIVISIONAL OPPONENTS SINCE 2002

| Rank | Team | W | L | T | Pct. |
|------|--------------|----|----|---|-------|
| 1 | New England | 26 | 5 | 0 | 0.839 |
| 2 | Indianapolis | 25 | 6 | 0 | 0.806 |
| 3 | Green Bay | 25 | 7 | 0 | 0.781 |
| 4 | Seattle | 22 | 8 | 0 | 0.733 |
| 5 | Pittsburgh | 22 | 9 | 0 | 0.710 |
| 6 | San Diego | 23 | 10 | 0 | 0.697 |
| 7 | Minnesota | 21 | 10 | 0 | 0.677 |

POINT DIFFERENTIAL AT HOME SINCE 2002

| Rank | Team | Point Differential |
|------|-------------|--------------------|
| 1 | New England | 875 |
| 2 | Baltimore | 769 |
| 3 | Green Bay | 694 |
| 4 | Pittsburgh | 667 |
| 5 | San Diego | 625 |

POINTS ALLOWED PER GAME AT HOME SINCE 2002

| Rank | Team | Points Allowed |
|------|---------------|----------------|
| 1 | Baltimore | 16.0 |
| 2 | Pittsburgh | 16.6 |
| 3 | New England | 17.1 |
| 4t | Seattle | 18.6 |
| 4t | New York Jets | 18.6 |

POINTS SCORED PER GAME AT HOME SINCE 2002

| Rank | Team | Points Scored |
|------|--------------|---------------|
| 1 | New England | 27.4 |
| 2 | San Diego | 27.3 |
| 3 | Green Bay | 26.8 |
| 4 | New Orleans | 25.9 |
| 5 | Indianapolis | 25.8 |



PATRIOTS VS. TEXANS

SERIES HISTORY

The Patriots and Texans will meet for the fourth time since Houston entered the NFL in 2002 and for the first time since the 2009 regular-season finale when Houston took a 34-27 win on Jan. 3, 2010.

New England is 2-1 against Houston in the regular season with wins in 2003 and 2006 and a loss in the 2009 regular-season finale.

Houston lost 47-7 on Dec. 17, 2006 in their first and only visit to Gillette Stadium.

The Patriots claimed a 23-20 overtime win in their first trip to Reliant Stadium on Nov. 23, 2003. The teams last met in the 2009 regular-season finale when Houston took a 34-27 win on Jan. 3, 2010.

Before the Texans joined the league, the Patriots and the Houston Oilers were old foes dating back to the days of the American Football League, playing twice a year from 1960-69 and 33 times overall

before the Oilers moved to Tennessee following the 1996 season.



Regular Season - Patriots 2, Texans 1

| Date | Result | Score | H/A | Stadium |
|----------|--------|----------|-----|------------------|
| 11/23/03 | W | ot 23-20 | A | Reliant Stadium |
| 12/17/06 | W | 40-7 | H | Gillette Stadium |
| 01/03/10 | L | 27-34 | A | Reliant Stadium |

TALE OF THE TAPE

| 2012 Regular Season | New England | Houston |
|--------------------------|-------------|------------|
| Record | 9-3 | 11-1 |
| Divisional Standings | 1st | 1st |
| Total Yards Gained | 5,115 | 4,675 |
| Total Offense (Rank) | 426.3 (1) | 389.6 (4) |
| Rush Offense | 140.8 (8) | 142.5 (6) |
| Pass Offense | 285.5 (6) | 247.1 (10) |
| Points Per Game | 35.8 (1) | 29.3 (2) |
| Total Yards Allowed | 4,569 | 3,871 |
| Total Defense (Rank) | 380.8 (26) | 322.6 (6) |
| Rush Defense | 100.8 (9) | 87.6 (2) |
| Pass Defense | 279.9 (29) | 235.0 (19) |
| Points Allowed/Game | 21.7 (14T) | 18.4 (4) |
| Possession Avg. | 30:37 | 34:07 |
| Sacks Allowed/Yards Lost | 19/128 | 15/120 |
| Sacks Made/Yards | 26/145 | 36/214 |
| Total Touchdowns Scored | 51 | 41 |
| Penalties Against/Yards | 73/624 | 74/610 |
| Punts/Avg. | 41/41.5 | 69/46.7 |
| Turnover Differential | +24 (1) | +14 (2t) |

SOUTHERN HOSPITALITY

The Patriots have an all-time record of 80-47-1(.629) against the teams that make up the AFC South. It is the only division in the NFL where the Patriots own winning records against each team. New England owns winning marks against Tennessee (23-16-1), Indianapolis (47-29), Jacksonville (8-1) and Houston (2-1).

PASSING PERFORMANCES

Tom Brady is slated to start against the Houston for the fourth time in his career. He is 2-0 in games that he started and finished. In the 2009 game, the Patriots had already clinched the division, so Brady was relieved for portions of the game by back-up Brian Hoyer.

Tom Brady vs. Houston (2-1)

| Date | H/A | A | C | Yd | TD | I | W/L | Score |
|---------------|-----|-----------|-----------|------------|----------|----------|------------|------------|
| 11/23/03 | A | 47 | 29 | 368 | 2 | 2 | W | 23-20 (ot) |
| 12/17/06 | H | 23 | 16 | 109 | 2 | 0 | W | 40-7 |
| 01/03/10 | A | 26 | 17 | 186 | 0 | 1 | L | 27-34 |
| Totals | | 96 | 62 | 663 | 4 | 3 | 2-1 | |

LAT MEETING:

HOUSTON 34, PATRIOTS 27

January 3, 2009 ★ Reliant Stadium

| | 1 | 2 | 3 | 4 | Final |
|-----------------------------|---|---|---|----|-----------|
| New England Patriots | 7 | 6 | 7 | 7 | 27 |
| Houston Texans | 7 | 6 | 0 | 21 | 34 |

The Houston Texans overcame a 27-13 fourth quarter deficit with a 21-point fourth quarter to drop the Patriots to a 10-6 record with a 34-27 victory.

Houston S Bernard Pollard had two big plays that helped the Texans win the game. One play after New England stopped Houston on a fourth-down attempt from the 1-yard line, RB Fred Taylor fumbled and Pollard recovered in the end zone to take a 13-10 lead in the second quarter. Then in the fourth quarter, Pollard intercepted a Tom Brady pass and returned it 15 yards to give Houston a first down at the 28-yard line and help set up the go-ahead touchdown.

The game got off to an inauspicious start after WR Wes Welker was forced to leave the game early in the first quarter with a knee injury. Despite the adversity, New England and Houston played to a 13-13 halftime tie on a 4-yard touchdown run by RB Fred Taylor and field goals of 51 and 43 yards by K Stephen Gostkowski.

New England took a 20-13 lead on a 91-yard interception return for a touchdown by rookie CB Darius Butler in the third quarter. The Patriots extended their lead to 27-13 with a 9-play, 71-yard drive that ended with Taylor's second touchdown of the day on an 11-yard run early in the fourth quarter.

Houston RB Arian Foster scored two fourth quarter touchdowns and QB Matt Schaub threw an 8-yard touchdown pass to complete the rally.

Brady played most of the game and finished 17-of-26 for 186 yards. He was replaced for the last series in the second quarter and the last series of the game by backup QB Brian Hoyer. Hoyer completed 8-of-12 passes for 71 yards and led the Patriots on a field goal drive in the second quarter and on a drive that ended at the Houston 34-yard line with 18 seconds remaining.

Rookie WR Julian Edelman saw significant action in place of an injured Wes Welker and responded with 10 receptions for 103 yards.

PATRIOTS ON MONDAY NIGHT FOOTBALL

The New England Patriots are 21-22 all-time on Monday Night Football, including 14-5 under head coach Bill Belichick and 6-1 at home. The Patriots were 2-0 in 2011 on Monday Night Football, following a 38-24 win at Miami on Sept.12 and a 34-3 win vs. Kansas City on Nov. 21. The Patriots are 10-8 in home Monday Night Football games and 11-14 on the road.



PATRIOTS VS. TEXANS

BRADY ON MONDAY NIGHT FOOTBALL

QB Tom Brady owns a 12-4 record when playing on Monday Night Football. His best statistical performance on Monday Night Football was in the 2011 season-opener when he completed 32-of-48 pass attempts for 517 yards and four touchdowns, including a 99-yard touchdown pass to Wes Welker in the win at Miami (9/12). Brady has thrown three or more touchdowns in a Monday Night game eight times, including three four-touchdown performances. He has thrown four touchdowns in two of his last three Monday Night games. He had four in a 31-7 win at Minnesota (10/30/06), four in a 45-3 win vs. NY Jets (12/6/10) and four in a 38-24 win at Miami (9/12/11).

| Date | OPP. | ATT | CMP | YDS | TD | INT | LG | SCORE |
|---------------|------|------------|------------|-------------|-----------|-----------|------------|-------------|
| 09/09/02 | Pit | 43 | 29 | 294 | 3 | 0 | 40t | W 30-14 |
| 12/16/02 | @Ten | 29 | 14 | 134 | 0 | 1 | 35 | L 7-24 |
| 11/03/03 | @Den | 35 | 20 | 350 | 3 | 1 | 66t | W 30-26 |
| 11/22/04 | @KC | 26 | 17 | 315 | 1 | 0 | 48 | W 27-19 |
| 12/20/04 | @Mia | 29 | 18 | 171 | 3 | 4 | 31t | L 28-29 |
| 11/07/05 | Ind | 33 | 22 | 265 | 3 | 0 | 35 | L 21-40 |
| 12/26/05 | @NYJ | 29 | 18 | 185 | 2 | 1 | 23 | W 31-21 |
| 10/30/06 | @Min | 43 | 29 | 372 | 4 | 1 | 45 | W 31-7 |
| 10/01/07 | @Cin | 32 | 25 | 231 | 3 | 1 | 23 | W 34-13 |
| 12/03/07 | @Bal | 38 | 18 | 257 | 2 | 1 | 43 | W 27-24 |
| 09/14/09 | Buf | 53 | 39 | 378 | 2 | 1 | 31 | W 25-24 |
| 11/30/09 | @NO | 36 | 21 | 237 | 0 | 2 | 47 | L 17-38 |
| 10/04/10 | @MIA | 24 | 19 | 153 | 1 | 0 | 17 | W 41-14 |
| 12/06/10 | NYJ | 29 | 21 | 326 | 4 | 0 | 50 | W 45-3 |
| 09/12/11 | @MIA | 48 | 32 | 517 | 4 | 1 | 99t | W 38-24 |
| 11/21/11 | KC | 27 | 15 | 234 | 2 | 0 | 52t | W 34-3 |
| Totals | | 554 | 357 | 4419 | 37 | 14 | 99t | 12-4 |

BILL BELICHICK ON MONDAY NIGHT FOOTBALL

Bill Belichick is 15-8 all-time on Monday Night Football, including 14-5 as head coach of the Patriots.

CONNECTIONS

New England Ties

- Texans Offensive Coordinator **Rick Dennison** began his coaching career at Suffield Academy in Suffield, Conn, before joining the Denver Broncos coaching staff in 1995.
- Texans Special Teams Coordinator **Joe Marciano** coached the wide receivers at The University of Rhode Island from 1978-79.

Former Patriots

- Texans **NT Terrell McClain** appeared in one game for the Patriots in 2012.
- Texans **K Shayne Graham** played eight games for New England in 2010 and was a perfect 12-for-12 on field goals during his stint with the Patriots.

Houston Ties

- Patriots Special Teams Coach **Scott O'Brien** served as the Linebackers/Special Teams Coach for Rice University during the 1986 season.
- Patriots **T Sebastian Vollmer** attended the University of Houston from 2005-2008.
- Patriots Wide Receivers Coach **Chad O'Shea** was born on Dec. 18, 1972 in Houston. O'Shea went to Marshall University to play quarterback before transferring to the University of Houston (1994-1995). O'Shea got his coaching experience started at his alma mater acting as the team's graduate assistant (1996), wide receivers coach (1997), and tight ends/special teams (1998-1999).

Former Teammates

- Texans **T Ryan Harris** played for the Denver Broncos from 2007-10 and teamed up with Patriots **LB Niko Koutouvides** (2008) and **WR Brandon Lloyd** (2009-10).
- Patriots **S Steve Gregory** and Texans **LB Tim Dobbins** were defensive teammates in San Diego from 2006-09.
- Patriots **CB Aqib Talib** and Texans **LB Barrett Ruud** were defensive teammates with the Tampa Bay Buccaneers from 2008-10. Patriots **LB Niko Koutouvides** also played with Ruud in Tampa Bay from 2009-10.

CONNECTIONS (continued)

- Patriots **LB Tracy White** and Texans **S Quintin Demps** played for the Philadelphia Eagles in 2009.
- Patriots **WR Brandon Lloyd** played one season in Chicago with Texans **S Danieal Manning** (2008).
- Texans **P Donnie Jones** has teamed up with a number of Patriots throughout his career. In 2004 Jones played in Seattle with Patriots **LB Niko Koutouvides** and Patriots **LB Tracy White**. From 2005-06 Jones teamed up with Patriots **WR Wes Welker** in Miami. During his five years with the St. Louis Rams, Jones played with Patriots **TE Daniel Fells** (2008-10), **TE Michael Hoomanawanui** (2010-11) and **WR Brandon Lloyd** (2011).

NFL'S TOP DECEMBER RECORDS SINCE 2001

The Patriots have an NFL-best 42-5 record in the month of December since the 2001 season, including a 4-0 record in 2011.

| Rk | Team | Record |
|----------|-----------------------------|-------------|
| 1 | New England Patriots | 42-5 |
| 2 | Philadelphia Eagles | 35-13 |
| 3 | Pittsburgh Steelers | 35-14 |
| 4 | Indianapolis Colts | 32-17 |
| 5 | San Diego Chargers | 31-19 |

The Patriots have finished undefeated in December seven times since 2001: (2001 - 4-0), (2003 - 4-0), (2005 - 4-0), (2007 - 5-0), (2008 - 4-0), (2010 - 4-0) and (2011 - 4-0).

BELICHICK IN DECEMBER

Bill Belichick is 44-7 (.863) in December with the Patriots, the best record in December among head coaches with one team in NFL history (min. 25 games). George Seifert (San Francisco) is second (27-6, .818).

DECEMBER TO REMEMBER

The Patriots have now won 12 consecutive regular-season December games, a streak that began with a win over the Carolina Panthers on December 13, 2009. The Patriots are the fourth team in NFL history to win 12 consecutive regular-season games played in December. San Diego holds the record, posting 18 consecutive regular-season wins in December from 2006-2009. The Patriots also had 12 straight December wins from 2006-08.

The teams to win at least 12 consecutive regular-season games in December:

| Team | Years | Consecutive December wins |
|-----------------|---------------------|---------------------------|
| San Diego | 2006-09 | 18 |
| Dallas | 1968-72 | 13 |
| Patriots | 2009-present | 12 |
| Patriots | 2006-08 | 12 |

2012 AFC EAST CHAMPIONS

The Patriots claimed the AFC East Division title for the fourth consecutive season and for the 12th time under Robert Kraft.

DIVISION CHAMPIONSHIPS SINCE 1994

| |
|------------------------------------|
| New England Patriots.....12 |
| Pittsburgh Steelers.....10 |
| Green Bay Packers.....8 |
| Indianapolis Colts.....8 |

PLAYOFF SEASONS SINCE 1994

| |
|------------------------------------|
| New England Patriots.....14 |
| Indianapolis Colts.....13 |
| Green Bay Packers.....13 |
| Pittsburgh Steelers.....12 |
| Philadelphia Eagles.....11 |
| Dallas Cowboys.....9 |



PATRIOTS VS. TEXANS

PATRIOTS CLINCH PLAYOFF SPOT FOR 14TH TIME IN KRAFT'S 19 YEARS OF OWNERSHIP

New England has now qualified for the playoffs 20 times in its 53-year history. The Patriots have earned 14 playoff berths in the 19 seasons since Robert Kraft purchased the team in 1994. New England has won 12 AFC East crowns under Kraft's leadership. New England has won 15 division crowns overall (14 AFC East Crowns) and has qualified as a Wild Card team on four occasions (1998, 1994, 1985 and 1976). The Patriots also qualified for the playoffs in 1982 as part of a 16-team tournament following a players' strike.

PATRIOTS PLAYOFF SEASONS (20)

| | | Playoff | | |
|-------|--------------------|---------|--------|----------------------|
| Year | How Qualified | Seed | Record | Result |
| 2012 | Division Champions | ?? | ??? | ????? |
| 2011 | Division Champions | 1 | 2-1 | AFC Champions |
| 2010 | Division Champions | 1 | 0-1 | AFC Divisional Round |
| 2009 | Division Champions | 3 | 0-1 | Wild Card Round |
| 2007 | Division Champions | 1 | 2-1 | AFC Champions |
| 2006 | Division Champions | 4 | 2-1 | AFC Finalist |
| 2005 | Division Champions | 4 | 1-1 | AFC Divisional Round |
| 2004 | Division Champions | 2 | 3-0 | Super Bowl Champions |
| 2003 | Division Champions | 1 | 3-0 | Super Bowl Champions |
| 2001 | Division Champions | 2 | 3-0 | Super Bowl Champions |
| 1998 | Wild Card | 6 | 0-1 | Wild Card Round |
| 1997 | Division Champions | 3 | 1-1 | AFC Divisional Round |
| 1996 | Division Champions | 2 | 2-1 | AFC Champions |
| 1994 | Wild Card | 5 | 0-1 | Wild Card Round |
| 1986 | Division Champions | 3 | 0-1 | AFC Divisional Round |
| 1985 | Wild Card | 5 | 3-1 | AFC Champions |
| 1982* | 16-Team Format | 7 | 0-1 | First Round |
| 1978 | Division Champions | 2 | 0-1 | AFC Divisional Round |
| 1976 | Wild Card | 4 | 0-1 | AFC Divisional Round |
| 1963 | Division Champions | -- | 1-1 | AFL Finalists |

*-Strike Year

PATRIOTS DIVISION-CLINCHING GAMES (15)

| Year | Date Clinched | Division Title | Opp. | Score | Final Record | 2nd Place |
|------|---------------|----------------|--------|-------|--------------|-------------|
| 2012 | 12/02/12 | | at MIA | 23-16 | ?? | ?? |
| 2011 | 12/18/11 | | at DEN | 41-23 | 13-3 | NYJ (8-8) |
| 2010 | 12/26/10 | | at BUF | 34-3 | 14-2 | NYJ (11-5) |
| 2009 | 12/27/09 | | JAX | 35-7 | 10-6 | NYJ (9-7) |
| 2007 | 11/25/07 | | PHI | 31-28 | 16-0 | BUF (7-9) |
| 2006 | 12/24/06 | | at JAX | 24-21 | 12-4 | NYJ (10-6) |
| 2005 | 12/17/05 | | TB | 28-0 | 10-6 | MIA (9-7) |
| 2004 | 12/12/04 | | CIN | 35-28 | 14-2 | NYJ (10-6) |
| 2003 | 12/07/03 | | MIA | 12-0 | 14-2 | MIA (10-6) |
| 2001 | 01/06/02^ | | at CAR | 38-6 | 11-5 | MIA (11-5) |
| 1997 | 12/22/97^ | | at MIA | 14-12 | 10-6 | MIA (9-7) |
| 1996 | 12/15/96 | | at DAL | 6-12 | 11-5 | BUF (10-6) |
| 1986 | 12/22/86^ | | at MIA | 34-27 | 11-5 | NYJ (10-6) |
| 1978 | 12/10/78 | | BUF | 26-24 | 11-5 | MIA (11-5) |
| 1963 | 12/28/63* | | at BUF | 26-8 | 7-6-1 | BUF (7-6-1) |

^-- Season Finale

*-- Division-deciding AFL playoff in Buffalo, N.Y.

PATRIOTS HAVE MOTS 9-PLUS WIN SEASONS SINCE 2001

The Patriots are the only team in the NFL to have recorded nine or more wins in each of the last 12 seasons.

MOST SEASONS OF 9+ WINS SINCE 2001

New England.....12

Baltimore.....9

Pittsburgh.....9

Indianapolis.....9

Philadelphia.....8

BEST RECORDS IN THE FINAL FOUR GAMES OF THE SEASON SINCE 2006

| Team | W | L | T | Pct. |
|--------------|----|---|---|------|
| New England | 22 | 2 | 0 | .917 |
| San Diego | 22 | 2 | 0 | .917 |
| Philadelphia | 19 | 5 | 0 | .792 |
| Baltimore | 18 | 6 | 0 | .750 |

WHAT TO LOOK FOR THIS WEEK VS. HOUSTON

BILL BELICHICK

- Bill Belichick (201) needs one more win to break a tie with Dan Reeves and move into sole possession of seventh place all-time.

TOM BRADY

- With one touchdown pass against the Texans, Tom Brady will extend his streak to 45 straight games with at least one touchdown pass and continue his third longest streak all time, behind Drew Brees (54) and Johnny Unitas (47).
- Brady has 52 career 300-yard games in the regular season and needs one more to break a fifth place tie with Kurt Warner. Brett Favre is in fourth with 62 300-yard games.
- Brady tied Drew Brees with his ninth NFL game with four touchdowns, 300 yards and no interceptions against St. Louis and needs one more such game to be alone in first place.
- Brady has 35 games with three touchdowns and no interceptions and needs one more such game to tie Brett Favre (36) for second place, behind Peyton Manning (37).
- Brady (3,537) needs 463 passing yards to reach 4,000 yards for the fifth time and join Dan Marino (6), Drew Brees (6), Brett Favre (6) and Peyton Manning (11) as the only players to have at least five seasons with 4,000 passing yards.

STEPHEN GOSTKOWSKI

- Stephen Gostkowski (7-of-10) needs one more 50-yard field goal to tie Adam Vinatieri (8-of-17) for most 50-yard field goals in Patriots history.
- Gostkowski has two 50-yarders so far in 2012 and can become the first Patriots player with three 50-yard field goals in a single season.

JEROD MAYO

- With 10 tackles, Jerod Mayo will have his 10th 10-plus tackle game of the season. He had a career-best with 10 double digit tackle games in 2010.

ROB NINKOVICH

- Rob Ninkovich has a team-leading five forced fumbles. If he has one more forced fumble he will break a tie with Mike Vrabel (five in 2007) for the most forced fumbles for a Patriots player within the last 20 years.
- Ninkovich has 6.0 sacks in 2012 and needs one more to set a career best. He had 6.5 sacks in 2011.

STEVAN RIDLEY

- If Stevan Ridley (9) gets one more touchdown it will be the 13th time in Patriots history that a running back finished a season with 10 or more touchdowns rushing.
- Ridley (9) and Rob Gronkowski (10) can both reach 10 touchdowns. It will be the third straight seasons and the fifth time in team history that the Patriots have had two players finish with 10 or more touchdowns in a season.

WES WELKER

- Wes Welker (17) needs one more 10-plus catch game to break a tie with Jerry Rice (17) for the most 10-catch games in NFL history.
- Welker needs one reception to extend his streak to 90 straight regular-season games with at least one reception as a member of the Patriots to extend his franchise record. Welker has an overall streak of 106 straight regular-season games with at least one reception, including his time with the Miami Dolphins.
- Welker (92) needs 8 receptions to become the first player in NFL history with five 100-catch seasons.

TEAM

- The Patriots are 20-0 in the second half of the season since 2010. In both 2010 and 2011, the Patriots were 8-0 in the second half of the season. Their last loss in the second half was in the 2009 season-finale at Houston, a 34-27 loss, on Jan. 3, 2010.
- With one more victory the Patriots will secure their 10th straight season with at least 10 wins.



LAST GAME: PATRIOTS AT DOLPHINS

PATRIOTS 23, MIAMI 16

December 2, 2012 ✱ Sun Life Stadium

| | 1 | 2 | 3 | 4 | Final |
|-----------------------------|---|----|---|---|-------|
| New England Patriots | 7 | 10 | 0 | 6 | — 23 |
| Miami Dolphins | 3 | 7 | 0 | 6 | — 16 |

The New England Patriots beat the Miami Dolphins, 23-16, at Sun Life Stadium for their sixth consecutive victory and earned the AFC East title for the fourth straight year. The Patriots are assured of their 12th winning season in a row.

With the Patriots holding a 20-13 lead midway through the fourth quarter, QB Tom Brady started a drive at his own 20-yard line and led a 16-play drive that took more than seven minutes off the clock. After taking a knee on a third down play, K Stephen Gostkowski kicked his third field goal of the game to pad the lead. Miami scored a field goal on the ensuing drive but the Patriots recovered an onside kick attempt with 31 seconds to play and ran out the clock for the victory.

During the game-winning drive, RB Stevan Ridley gained 46 yards on 10 carries to help drain the clock. In the process, Ridley eclipsed 1,000 yards for the first time in his career.

Miami mistakes proved pivotal in the win. A botched punt, a roughing the punter penalty and a fumble by Miami resulted in 17 New England points. Another penalty on Miami negated a Dolphins touchdown. Miami had an interception returned for a touchdown that was negated due to a penalty in the first quarter.

The Patriots finished with a season-low of 321 total yards and Brady went 24 of 40 for 238 yards with one touchdown. Brady also threw his first interception in 202 pass attempts and for only the fourth time in 2012.

WR Wes Welker tied Jerry Rice with his 17th game with 10 receptions after finishing with 12 receptions for 103 yards. He set an NFL record with his 16th game with 10-plus receptions and 100 or more yards, breaking a three-way tie with Rice and Andre Johnson.

After stopping Miami on the first series, Dolphins P Brandon Fields dropped a low snap and was tackled by Matthew Slater at the Miami 12-yard line. The Patriots scored five plays later on a 2-yard run by Ridley.

Early in the second quarter, Miami S Jimmy Wilson was called for a roughing the punter penalty to give the Patriots a first down and jump started a 75-yard drive that ended with a 7-yard touchdown pass from Brady to Welker for a 14-3 lead.

DE Trevor Scott, who led the defensive unit with two sacks, forced a fumble on a 7-yard sack of Miami QB Ryan Tannehill on the Dolphins next drive, and DL Vince Wilfork recovered the ball at the Miami 25-yard line. That turnover led to a 43-yard field goal by Gostkowski for a 17-3 lead. Tannehill avenged that mistake with 12-play, 80-yard drive that ended with his 2-yard touchdown run to make it 17-10 at the half.

After a scoreless third quarter, Gostkowski gave the Patriots a 20-10 lead after a 32-yard field goal. Miami responded with a 33-yard field goal to cut the New England lead to 20-13 with 8:28 left to play in the game.

PATRIOTS CLINCH PLAYOFF SPOT FOR 14TH TIME IN KRAFT'S 19 YEAR OS OWNERSHIP

New England has now qualified for the playoffs 20 times in its 53-year history. The Patriots have earned 14 playoff berths in the 19 seasons since Robert Kraft purchased the team in 1994, a dramatic contrast to the six total playoff berths that the team earned in its first 34 years of existence. New England has won 12 AFC East crowns under Kraft's leadership. New England has won 15 division crowns overall (14 AFC East Crowns) and has qualified as a Wild Card team on four occasions (1998, 1994, 1985 and 1976). The Patriots also qualified for the playoffs in 1982 as part of a 16-team tournament following a players' strike.

PATRIOTS GET NINTH VICTORY FOR 12TH STRAIGHT WINNING SEASON

The Patriots won more than half of their games for the 12th straight year after picking up their ninth win of the season over Miami. They are the first team to win more than half of their games in 12 straight seasons since free agency began in 1993. The Patriots are the third team to win more than half of their games in 12 straight seasons since the 1970 AFL-NFL merger, joining the 49ers (16 straight from 1983-1998) and the Cowboys (16 straight from 1970-85).

BILL BELICHICK LEADS TEAM TO 12TH STRAIGHT WINNING RECORD

Bill Belichick has now led the Patriots to a winning record for 12 consecutive seasons (2001-2012). The only other NFL coach to have at least 10 consecutive winning seasons with one team since the 1970 merger was Tom Landry, who led the Dallas Cowboys to 16 consecutive winning seasons (1970-1985).

BELICHICK IS GOOD IN DECEMBER

Bill Belichick is 44-7 (.863) in December with New England, the best record in December among head coaches with one team in NFL history (min. 25 games). George Seifert is second (27-6, .818).

DECEMBER TO REMEMBER

The Patriots have now won 12 consecutive regular-season December games, a streak that began with a win over the Carolina Panthers on December 13, 2009. The Patriots are the fourth team in NFL history to win 12 consecutive regular-season games played in December. San Diego holds the record, posting 18 consecutive regular-season wins in December from 2006-2009. The Patriots also had 12 straight December wins from 2006-08.

WES WELKER REACHES 1,000 YARDS

Wes Welker (1,064) reached 1,000 yards for the fifth time as a member of the Patriots. He entered the Miami game with 961 yards receiving and needed 39 to reach the 1,000-yard milestone. He reached the milestone on an 8-yard reception in the second quarter. Welker's five 1,000-yard seasons as a member of the Patriots are a team record. Randy Moss and Stanley Morgan each had three 1,000-yard seasons. Welker is one of 11 current NFL players with at least five 1,000-yard seasons.

WELKER TIES JERRY RICE WITH 17TH CAREER 10-PLUS CATCH GAME

With 12 receptions against Miami, Wes Welker had his 17th career game with 10 or more catches to tie Jerry Rice (17) for the most 10-plus reception games in NFL history.

WELKER SETS NFL RECORD FOR MOST 10-CATCH, 100-YARD GAMES IN NFL HISTORY

Wes Welker (16) set the NFL record for most games with 10 receptions and 100 yards with his 16th such game after finishing with 12 receptions for 103 yards. He was a tied with Jerry Rice (15) and Andre Johnson (15). Welker finished with 12 receptions for 103 yards.

STEVAN RIDLEY GOES OVER 1,000 YARDS

Stevan Ridley (1,010) reached 1,000 yards to give New England its 15th 1,000-yard rushing season in its 53-year history. He is the 12th Patriots player to reach 1,000 yards. Ridley entered the game needing 61 yards and he gained 71. Ridley is on pace to total 1,347 rushing yards. That number would be the fourth best total in Patriots history and he would become the fourth Patriots player to reach 1,300 yards.

BRADY IS FIRST QB WITH 10 DIVISION TITLES

Tom Brady is the first starting quarterback in NFL history with 10 division titles, surpassing Joe Montana who had nine.



PATRIOTS 2012 TEAM NOTES

2012 WHAT TO LOOK FOR

BILL BELTCHICK

- Bill Belichick (201) needs one more win to move into sole possession of seventh place all-time, ahead of Dan Reeves (201).
- Belichick (17) needs one more postseason victory to move out of a tie with Joe Gibbs into sole possession of third place all-time in postseason wins. Tom Landry (20) is in first place followed by Don Shula (19).

TOM BRADY

- Tom Brady has 52 career 300-yard games. He needs one more 300-yard game to break a tie with Kurt Warner for fifth place. Brett Favre is in fourth with 62 300-yard games.
- If Brady reaches 30 or more touchdowns passes in 2012 he will become just the fifth player in NFL history with at least 30 or more touchdown passes in four seasons. He has 25 touchdown so far in 2012 and is on pace to finish with 35.
- Brady (22) needs one more AFC Offensive Player of the Week honor to break a tie with Peyton Manning (22) for the most Player of the Week honors in NFL history.
- If Brady reaches 4,000 passing yards in 2012, he will be just the fifth player in NFL history to reach 4,000 yards in five or more seasons: Peyton Manning (11), Dan Marino (6), Drew Brees (6) and Brett Favre (6). He currently has 3,537 yards and is on pace for 4,716 yards.
- Brady has thrown at least one touchdown pass in 44 straight games, the NFL's longest active streak. Brady's 44 straight games with at least one touchdown pass are third all-time behind Drew Brees (54) and Johnny Unitas (47).
- Brady had at least one touchdown pass in all 16 games in each of the last two seasons and has thrown for at least one in each of the first 12 games of 2012. Brady and Brees are the first two quarterbacks to throw for at least one touchdown pass in all 16 games for two straight seasons.

ROB GRONKOWSKI

- Rob Gronkowski (10 touchdowns in 2010 and 18 in 2011) became the first tight end in NFL history with three straight 10-plus touchdown seasons after reaching 10 for the season in the win vs. Indianapolis (11/18). Gronkowski and Antonio Gates (13 in 2004 and 10 in 2005) are the only tight ends to have back-to-back 10-plus touchdown seasons.
- Gronkowski joins Randy Moss (2007, 2008 and 2009) and Corey Dillon (2004, 2005, 2006) as the only Patriots with three straight 10-plus touchdown seasons and three 10-plus seasons overall.
- Gronkowski has 37 receiving touchdowns and 38 touchdowns overall (37 receiving and 1 rushing) since 2010. The NFL record for most receiving touchdowns in a player's first three NFL seasons is 43 by Randy Moss and the NFL record for most touchdowns overall by a player in his first three NFL seasons is 47 by Barry Sanders (4 receiving and 43 rushing). Moss (43) and Jerry Rice (40) have the most receiving touchdowns in their first three NFL seasons.

ROB NINKOVICH AND BRANDON SPIKES

- Ninkovich and Brandon Spikes have five forced fumbles in 2012 and are tied with Mike Vrabel, who had five forced fumbles in 2007, for the most by a Patriots player in the last 20 years.

CHANDLER JONES

- Chandler Jones is tied with Ninkovich with 6.0 sacks. The Patriots rookie record for most sacks in a season is 10.5 by Garin Veris in 1985. The NFL rookie record is 14.5 by Jevon Kearse with Tennessee in 1999.

WES WELKER

- Wes Welker now has 17 10-plus catch games and needs one more 10-plus catch games to become the NFL's all-time leader. He is tied with Jerry Rice in first place with 17 10-reception games.
- Welker (92) needs 8 receptions to reach an NFL record five 100-catch seasons. Welker, Marin Harrison and Jerry Rice each have four 100 reception seasons.

PATRIOTS NAME 2012 TEAM CAPTAINS

The Patriots team captains are the same six who served as captains in 2011. The Patriots' 2012 captains were elected by their teammates. Quarterback Tom Brady and G Logan Mankins are the offensive captains. Nose tackle Vince Wilfork, LB Jerod Mayo and CB Devin McCourty are the defensive captains. Wide receiver Matthew Slater is the special teams captain. Brady has been chosen as a captain for the 11th straight season. Wilfork is a captain for the fifth straight season, while Mayo, is in his fourth season serving as a captain. Mankins, McCourty and Slater are captains for a second time.

TOP OFFENSE IN 2012

The Patriots offense is ranked first in the NFL in 2012 with 426.3 yards per game. The Patriots offense has finished in the top 10 for five straight seasons. Since the 1970 merger, the Patriots offense has finished in the top 10 a total of 16 times, including seven times under Bill Belichick.

| Year | Rank |
|------|-----------|
| 2011 | 2 (428.0) |
| 2010 | 8 (363.8) |
| 2009 | 3 (397.3) |
| 2008 | 5 (365.4) |
| 2007 | 1 (411.3) |

PATRIOTS SCORE TOUCHDOWNS IN 2012

The Patriots are first in the NFL in 2012 with 51 touchdowns. The Patriots are on pace to finish with 68 total touchdowns, which would be second in team history and third in NFL history to the NFL record of 75 scored in 2007 and the 70 by Miami (1984) and Green Bay (2011).

MOST TOUCHDOWNS IN A SEASON / PATRIOTS

| |
|---------------------|
| 75 in 2007 |
| 65 in 2010 |
| 61 in 2011 |
| 52 in 1961 and 1980 |

2012 PATRIOTS GO OVER 400 POINTS FOR SIXTH STRAIGHT SEASON

The Patriots are first in the NFL with 430 points in 2012 and are on pace for 573 points, which would be second in NFL history. The 2007 Patriots have the current record with 589 points. In 2012, the Patriots became the second team to ever have at least six straight 400-point seasons. San Diego has a current streak of eight straight 400 point seasons (2004-11), but has just 258 points through 12 games in 2012.

MOST POINTS SCORED IN A SEASON BY THE PATRIOTS

| |
|-------------|
| 589 in 2007 |
| 518 in 2010 |
| 513 in 2011 |
| 441 in 1980 |

PATRIOTS ON POINT IN 2012

The Patriots are first in the NFL with an average of 35.8 points per game so far in 2012. If they keep that pace it would be the second best in team history.

HIGHEST AVG. POINTS PER GAME BY THE PATRIOTS

| |
|--------------|
| 36.8 in 2007 |
| 32.4 in 2010 |
| 32.1 in 2011 |
| 29.5 in 1961 |

PATRIOTS ON PACE TO SET FRANCHISE RECORD FOR MOST TOTAL NET YARDS IN 2012

The Patriots have 5,115 net yards through the first 12 games in 2012 and are on pace to finish with 6,820, which would be second in team history to the record set last year.

MOST TOTAL NET YARDS/SEASON PATRIOTS

| |
|---------------|
| 6,848 in 2011 |
| 6,580 in 2007 |
| 6,357 in 2009 |

MOST TOTAL NET YARDS/ NFL

| | |
|-------|---------------------|
| 7,474 | New Orleans in 2011 |
| 7,075 | St. Louis in 2000 |
| 6,936 | Miami in 1984 |
| 6,848 | Patriots in 2011 |



PATRIOTS 2012 TEAM NOTES

PATRIOTS TIE FRANCHISE RECORD FOR MOST POINTS IN A GAME IN THE WIN OVER COLTS

The Patriots scored 59 points vs. Indianapolis (11/18), tying the franchise record for most points in a game. New England also scored 59 points in a 59-0 victory over Tennessee at Gillette Stadium on Oct. 18, 2009. The Patriots have now scored 50 or more points twice this season, with the win over the Colts and a 52-28 win over Buffalo on Sept. 30, 2012. It is the third time in team history that the Patriots have scored at least 50 points two times in a season. The Patriots also scored 50 or more points two times in 1979 and 2007. The 59 points are the most by a team the NFL in 2012. Baltimore scored the second most with 55 points in a win vs. Oakland (11/11).

PATRIOTS SCORE 45 SECOND HALF POINTS TO TIE A TEAM RECORD FOR MOST POINTS IN A HALF

The Patriots scored 45 points in the second half at Buffalo (9/30), including 31 points in the fourth quarter. It is tied for the highest total in a half in franchise history. The Patriots scored 45 first half points vs. Tennessee on Oct. 18, 2009 in a 59-0 win. The 45 points are the most by a team that trailed after halftime since the Giants had a 48 point second half vs. Baltimore on Nov. 19, 1950.

MOST POINTS/SECOND HALF

- 49 Chicago Bears vs. Philadelphia, Nov. 30, 1941
- 48 Chicago Cardinals vs. Baltimore, Oct. 2, 1950
- 48 N.Y. Giants vs. Baltimore, Nov. 19, 1950
- 45 Patriots at Buffalo, Sept. 30, 2012**
- 45 Cincinnati vs. Houston, Dec. 17, 1972

MOST POINTS IN A HALF OVERALL

- 49 Green Bay vs. Tampa Bay, Oct. 2, 1983
- 49 Chicago Bears vs. Philadelphia, Nov. 30, 1941
- 48 Buffalo vs. Miami, Sept. 18, 1966
- 48 Chicago Cardinals vs. Baltimore, Oct. 2, 1950
- 48 N.Y. Giants vs. Baltimore, Nov. 19, 1950
- 45 Patriots at Buffalo, Sept. 30, 2012**
- 45 Philadelphia vs. Washington, Nov. 15, 2010
- 45 Patriots vs. Tennessee, Oct. 18, 2009**
- 45 Seattle vs. Minnesota, Sept. 29, 2002
- 45 Houston vs. Cleveland, Dec. 9, 1990
- 45 Indianapolis vs. Denver, Oct. 31, 1988
- 45 Cincinnati vs. Houston, Dec. 17, 1972
- 45 Green Bay vs. Cleveland, Nov. 12, 1967

PATRIOTS BECOME FIRST TEAM IN NFL HISTORY WITH TWO 30-POINT QUARTERS IN THE SAME SEASON

The Patriots tied a franchise record for the most points in a quarter with 35 points in the second quarter in the 49-19 win at the Jets (11/22). The Patriots also scored 35 points in the second quarter in a 59-0 win vs. Tennessee on Oct. 18, 2009. The 35 points are tied for the fourth highest amount of points scored in a single quarter. The Patriots are the only team to score 35 points in a quarter since 1983, and they have now done it two times. It is the second time in 2012 that the Patriots have scored 30 or more points in a quarter. The Patriots scored 31 points in the fourth quarter in a 52-28 win at Buffalo on Sept. 30, 2012 and are now the first team in NFL history with two 30-point quarters in the same season.

PATRIOTS TIED FOR FOURTH ALL-TIME WITH THE 35-POINT SECOND QUARTER AGAINST THE JETS

The Patriots 35-point second quarter against the Jets (11/22) is tied for the fourth highest quarter total in NFL history.

Most Points, One Quarter in NFL History

- 41 Green Bay vs. Detroit, Oct. 7, 1945 (second quarter)
- 41 Los Angeles vs. Detroit, Oct. 29, 1950 (third quarter)
- 37 Los Angeles vs. Green Bay, Sept. 21, 1980 (second quarter)
- 35 Patriots at NY Jets, Nov. 22, 2012 (second quarter)**
- 35 Patriots vs. Tennessee, Oct. 18, 2009 (second quarter)**
- 35 Green Bay vs. Tampa Bay, Oct. 2, 1983 (second quarter)
- 35 Green Bay vs. Cleveland, Nov. 12, 1967 (first quarter)
- 35 Chicago Cardinals vs. Boston, Oct. 24, 1948 (third quarter)

PATRIOTS DEFENSE HOLDS TENNESSEE TO JUST 20 YARDS RUSHING IN 2012 OPENER

The Patriots defense held the Titans to just 20 yards rushing on 16 attempts for a 1.3-yard average in the 2012 season opener. The 20 yards rushing allowed are the fifth-lowest total in Patriots history and the lowest total since holding Buffalo to 14 yards rushing on Dec. 11, 2005 in Buffalo.

FEWEST YARDS ALLOWED RUSHING IN A GAME

- 2 at San Diego, Dec. 17, 1961
- 14 at Buffalo, Dec. 11, 2005
- 14 vs. Kansas City, Oct. 11, 1998
- 19 vs. Houston, Nov. 1, 1963
- 20 at Tennessee, Sept. 9, 2012**
- 20 vs. Seattle, Dec. 4, 1988

PATRIOTS HAD TWO RUNNING BACKS REACH 100 YARDS RUSHING AT BUFFALO IN 2012

Rookie RB Brandon Bolden (137) and RB Stevan Ridley (106) both rushed for over 100 yards at Buffalo on Sept. 30. It is the first time the Patriots had two 100-yard rushers in the same game since Nov. 23, 1980 at Baltimore Colts when Don Calhoun (106) and Vagas Ferguson (100) each had 100 yards rushing.

2012 PATRIOTS HAVE FIRST BACK-TO-BACK 200 YARD RUSHING GAMES SINCE 1978

The Patriots had more than 200 rushing yards in back-to-back games for the first time since 1978. Versus Denver (10/7), New England finished the game with a total of 251 rushing yards on 54 carries. The previous week at Buffalo (9/30), New England had a total of 247 rushing yards. The last time New England had 200-plus rushing yards in consecutive games was when it followed a 213-yard performance on Dec. 3, 1978 at Dallas with a 249-yard effort against Buffalo on Dec. 10, 1978. It is the 69th time in franchise history that they have rushed for 200 yards in a game. It is the most rushing yards in a game since gaining 277 at Oakland on Dec. 14, 2008.

SECOND TIME IN NFL HISTORY A TEAM HAS TWO 100-YARD RUSHERS, TWO 100-YARD RECEIVERS AND A 300-YARD PASSER

The Patriots had two 100-yard rushers (Brandon Bolden 137 and Stevan Ridley 106), two 100-yard receivers (Wes Welker 129 and Rob Gronkowski 104) and a 300-yard passer (Tom Brady 340) in the win at Buffalo (9/30) for the first time in team history. It is the second time in NFL history that feat has been accomplished. Green Bay was the first team to do so on Dec. 28, 2008 in a win vs. Detroit when Ryan Grant (106) and DeShawn Wynn (106) rushed for over 100 yards, Donald Driver (111) and Greg Jennings (101) went over 100 yards receiving and Aaron Rodgers (308) passed for over 300 yards.

PATRIOTS TIED A TEAM RECORD WITH FOUR RUSHING TOUCHDOWNS AT BUFFALO

The Patriots tied a team record with four rushing touchdowns in the win at Buffalo (9/30). It is the seventh time and the first time since Oct. 16, 1983 vs. San Diego that the Patriots scored four rushing touchdowns in a game.

PATRIOTS ARE EIGHTH IN NFL IN RUSHING

The Patriots offense is ranked eighth in the NFL in rushing through 12 games with an average of 140.8 yards per game. If they keep that pace, they will finish with the highest rushing average since the Patriots averaged 142.2 yards per game in 2008.

PATRIOTS OFFENSE GAINS 580 YARDS AT BUFFALO IN 2012

The Patriots chalked up 580 yards in total offense at Buffalo (9/30), the fourth most in team history. It is the 14th time in team history that the Patriots have recorded at least 500 total yards on offense. It is the ninth time under Bill Belichick that the Patriots have accomplished the feat.

MOST TOTAL NET YARDS/GAME

- 622 at Miami, Sept. 12, 2011
- 619 vs. Tennessee, Oct. 18, 2009
- 597 vs. N.Y. Jets, Sept. 9, 1979
- 580 at Buffalo, Sept. 30, 2012**



PATRIOTS 2012 TEAM NOTES

PATRIOTS SET TEAM RECORD WITH 35 FIRST DOWNS IN THE WIN VS. DENVER

The Patriots gained a total of 35 first downs vs. Denver (10/7), marking the highest total in franchise history. New England had 18 first downs rushing, 16 first downs passing, and one first down by penalty. The previous team record for most first downs in a game was 34, achieved against Washington on Oct. 28, 2007.

PATRIOTS ARE FIRST TEAM SINCE THE NFL MERGER TO REGISTER THREE STRAIGHT GAMES WITH 30 OR MORE FIRST DOWNS

The Patriots are the first team since the 1970 AFL-NFL merger to have recorded 30 or more first downs in three straight games with 33 at Baltimore (9/23), 33 at Buffalo (9/30) and a team-record of 35 vs. Denver (10/7).

2012 PATRIOTS OFFENSE ON PACE TO SET THE NFL RECORD FOR MOST FIRST DOWNS IN A SEASON

The Patriots have 334 first downs through 12 games this season, giving them an average of 28 per game and a pace to finish the year with 445, which would smash the NFL record of 416 total first downs by New Orleans in 2011.

NFL RECORD FOR MOST FIRST DOWNS IN A SEASON

| | |
|------------|----------------------------|
| 416 | New Orleans in 2011 |
| 399 | New England in 2011 |
| 398 | Kansas City in 2004 |

PATRIOTS SET NFL RECORD FOR MOST CONSECUTIVE GAMES WITH 350 OR MORE YARDS

The Patriots gained 473 yards in the win against St. Louis (10/28) for their 17th consecutive game with 350 or more yards to set an NFL record. The streak was snapped when the Patriots gained 347 yards in the win vs. Buffalo (11/11).

| Team | Years | Consecutive 350-Yard Games |
|-----------------|---------------------|----------------------------|
| Patriots | 2011-present | 17 |
| St. Louis | 1999-2000 | 16 |
| San Diego | 1982-1983 | 14 |
| San Diego | 1981-1982 | 13 |
| Indianapolis | 2008-2009 | 13 |

PATRIOTS HAVE FIVE DEFENSIVE TOUCHDOWNS IN 2012

Steve Gregory's 32-yard touchdown on a fumble return and Julian Edelman's 22-yard fumble return at the Jets (11/22) gave the Patriots five defensive touchdowns in 2012. In addition to Gregory and Edelman's scores, LB Dont'a Hightower returned a fumble at Tennessee (9/9), and Alfonzo Dennard and Aqib Talib returned interceptions for touchdowns vs. Indianapolis (11/18). It is the most for the Patriots since scoring five defensive touchdowns in 2010. The Patriots team record for most defensive touchdowns in a season is six by the 2007 team (3 interception returns and 3 fumble returns). The Patriots also had five defensive touchdowns in 2003 (5 interception returns), 2001 (5 interception returns), 1992 (3 interceptions and 2 fumble returns) and 1961 (2 interception returns and 3 fumble returns).

2012 PATRIOTS HAVE SEVEN NON-OFFENSIVE TOUCHDOWNS IN 2012

The Patriots have seven non-offensive touchdowns in 2012. The 2010 Patriots and 1961 Patriots teams own the team record with nine non-offensive touchdowns. The NFL record for most non-offensive touchdowns is 13 by Seattle in 1998.

| Date | Game | Touchdown |
|----------|------------------|---------------------------------------|
| 9/9/12 | at Tennessee | Dont'a Hightower 6-yd. Fumble Return |
| 10/21/12 | N.Y. Jets | Devin McCourty 104-yd. Kickoff Return |
| 10/18/12 | vs. Indianapolis | Julian Edelman 68-yd. Punt Return |
| 11/18/12 | vs. Indianapolis | Aqib Talib 59-yd. Int. Return |
| 11/18/12 | vs. Indianapolis | Alfonzo Dennard 87-yd. Int. return |
| 11/22/12 | at N.Y. Jets | Steve Gregory 32-yd. Fumble Return |
| 11/22/12 | at N.Y. Jets | Julian Edelman 22-yd. Fumble Return |

2012 PATRIOTS TIE TEAM MARK WITH THREE FUMBLES RETURNED FOR A TOUCHDOWN

The Patriots have returned three fumbles for touchdowns in 2012, tying a team mark also set by the 1961, 2007, 2004 and 1985 teams.

2012 PATRIOTS LEAD THE NFL WITH A TURNOVER DIFFERENTIAL OF +24

The 2012 Patriots are first in the NFL with a +24 turnover differential, forcing 33 turnovers while allowing just 9 turnovers. The Patriots set a franchise record with a +28 turnover differential in 2010, forcing 38 turnovers while allowing just 10 turnovers. The Patriots turnover differential of +28 in 2010 is tied with the 2011 San Francisco 49ers for the second-best turnover differential since the 1970 AFL-NFL merger, trailing only the +43 posted by the 1983 Washington Redskins.

2012 PATRIOTS DEFENSE FORCES TURNOVERS

The 2012 Patriots' defense is second in the NFL to Chicago (34) with 33 forced turnovers (14 interceptions and 19 forced fumbles). The Patriots are on pace to finish with 44 turnovers, which would be fifth in team history. The Patriots team record is 50 turnovers in 1976. The most forced turnovers under Bill Belichick's reign with the Patriots are 41 by the 2003 team. The Patriots are on pace to finish with 25 forced fumbles, which would be second in team history to the 27 by the 1976 team.

PATRIOTS HAVE FEWEST INTERCEPTIONS IN 2012

The Patriots have thrown just four interceptions in 460 pass attempts in 2012. In 2010, the Patriots tied the NFL mark for fewest interceptions in a single season.

Fewest Interceptions in a Season

| Year | Team | Int. | Pass Attempts |
|-------------|-----------------|----------|---------------|
| 2010 | Patriots | 5 | 507 |
| 2011 | San Francisco | 5 | 452 |
| 1990 | Kansas City | 5 | 449 |
| 1990 | N.Y. Giants | 5 | 398 |
| 1966 | Green Bay | 5 | 318 |
| 1960 | Cleveland | 5 | 264 |

2012 HONORS AND AWARDS

QB Tom Brady

- AFC Offensive Player of the Week (Wk. 4 at Buffalo)
- AFC Offensive Player of the Week (Wk. 8 at St. Louis)

TE Rob Gronkowski

- *Pro Football Weekly* Midseason All-Pro

DE Chandler Jones

- AFC Rookie of the Month (September)

DB Devin McCourty

- AFC Special Teams Player of the Week (Wk. 7 vs. New York Jets)

WR Wes Welker

- *Sports Illustrated* Midseason All-Pro

DL Vince Wilfork

- *Pro Football Weekly* Midseason All-Pro

PRO BOWL BALLOTING

NFL Pro Bowl balloting has begun and runs through Dec. 17. Fans may vote for their favorite NFL players to represent the AFC and NFC in the 2013 Pro Bowl on Sunday, Jan. 27 at 7 p.m. from Aloha Stadium in Honolulu, Hawaii. Fans may vote online at nfl.com/probowl or on Web-enabled mobile phones by going to NFL.com.



The AFC and NFC All-Star squads are determined by the consensus votes of fans, players and coaches. Each group's vote counts one-third towards determining each conference's 43-man roster. NFL players and coaches will cast their votes on Dec. 20-21. The Pro Bowl teams will be announced at 7:00 p.m. ET on Wednesday, Dec. 26 in a Pro Bowl Selection Show on NFL Network. Quarterbacks, Tom Brady, Aaron Rodgers and Drew Brees were the top three vote-getters last year and WR Wes Welker and Calvin Johnson rounded out the top five.



PATRIOTS 2012 TEAM NOTES

PRO BOWL –PATRIOTS PLAYER RANKINGS

QB Tom Brady (534,020) ranks second in the NFL in fan voting, behind Peyton Manning (586,523). The New England Patriots have 13 players in the top five in Pro Bowl votes in their respective positions, including three that are leading the fan vote at their positions. TE Rob Gronkowski, G Logan Mankins and LB Jerod Mayo have the most fan votes at their positions.

| | |
|----------------------------|---|
| QB Tom Brady | (2nd in AFC Voting – 534,020) |
| RB Stevan Ridley | (3 rd in AFC Voting – 175,902) |
| WR Wes Welker | (3 rd in AFC Voting – 281,929) |
| TE Rob Gronkowski | (1 st in AFC Voting – 399,885) |
| G Logan Mankins | (1 st in AFC Voting – 121,204) |
| G Dan Connolly | (5 th in AFC Voting – 80,891) |
| DE Chandler Jones | (4 th in AFC Voting – 123,715) |
| DE Rob Ninkovich | (5 th in AFC Voting – 73,764) |
| DT Vince Wilfork | (4 th in AFC Voting – 110,491) |
| LB Jerod Mayo | (1 st in AFC Voting – 191,989) |
| LB Brandon Spikes | (3 rd in AFC Voting – 61,816) |
| K Stephen Gostkowski | (3 rd in AFC Voting – 60,014) |
| P Zoltan Mesko | (3 rd in AFC Voting – 47,560) |

PATRIOTS SCORE ON THE GROUND

The Patriots had one rushing touchdowns at Miami (12/2) and have now scored 19 times on the ground this season. New England is on pace to total 25 rushing touchdowns this year, which would be the second-highest such total in team history. The Patriots set a team record with 30 rushing touchdowns in 1978. The NFL record for most rushing touchdowns in a season is 36, by Green Bay in 1962.

NFL RECORD FOR MOST TOUCHDOWNS, RUSHING, SEASON

| | |
|----|-------------------|
| 36 | Green Bay, 1962 |
| 33 | Pittsburgh, 1976 |
| 32 | Kansas City, 2003 |
| 32 | San Diego, 2006 |

PATRIOTS RECORD FOR MOST RUSHING TOUCHDOWNS IN A SEASON

| | |
|----|------------|
| 30 | 1978 |
| 24 | 1976 |
| 23 | 1981 |
| 21 | 2008, 1974 |
| 20 | 2006 |

PATRIOTS HAVE MOST CONSECUTIVE SEASONS STARTING AT 6-3 OR BETTER

The Patriots started the 2012 season with a record of 6-3 for the seventh consecutive season. The Patriots streak of seven straight seasons with at least six wins in the first nine games is the second longest in NFL history to the Dallas Cowboys, who had 12 straight seasons from 1975 to 1986.

CONSECUTIVE YEARS STARTING 6-3 OR BETTER (Including 2012 season)

| | |
|--------------------|----------|
| New England | 7 |
| Pittsburgh | 6 |
| Baltimore | 3 |
| Chicago | 3 |
| Green Bay | 3 |
| NY Giants | 3 |

PATRIOTS RETURN TWO FUMBLES FOR A TOUCHDOWN IN THE SAME GAME

Steve Gregory scored on a 32-yard fumble return and Julian Edelman scored on a 22-yard fumble return on the ensuing kickoff in the 49-19 victory over the New York Jets on Nov. 22, 2012. It is the third time in team history that the Patriots have scored on two fumbles returned for a touchdown in the same game and for the first time on back-to-back plays.

GAMES WITH TWO FUMBLES RETURNED FOR A TD IN PATRIOTS HISTORY

Nov. 23, 1980 vs. Baltimore –Rick Sanford scored on a 22-yd. fumble return and Allen Clark scored on a 15-yd. fumble return

Dec. 1, 1996 at San Diego – Willie McGinest recovered a fumble in the end zone and Corwin Brown scored on a 42-yd. fumble return

Nov. 22, 2012 at NY Jets – Steve Gregory scored on a 32-yd. fumble return and Julian Edelman scored on a 22-yd. fumble return.

PATRIOTS SUSTAIN DRIVES; JUST 12 THREE-AND-OUTS IN 135 SERIES

In 135 offensive series in 2012, the Patriots have had just 12 drives with a three-and-out, the best in the NFL. The Patriots three-and-out percentage is 8.9. The New York Giants are next in the NFL with a 15.89 average. Since 2000, the fewest three-and-outs were by St. Louis in 2001 with 18. The Patriots lowest total since 2000 was 26 in 2007.

PATRIOTS HAVE TWO PLAYERS WITH 100 TACKLE SEASONS

Jerod Mayo has 151 total tackles and Brandon Spikes has 115 total tackles. It is the fifth time in the Bill Belichick era that two players have recorded 100 tackles but the first time since 2006 when LB Tedy Bruschi (124), DL Ty Warren (117) and LB Mike Vrabel (101) each went over 100 tackles.

Belichick Era Multiple 100+ Tacklers

2012

Jerod Mayo – 151
Brandon Spikes – 115

2006

Tedy Bruschi – 124
Ty Warren – 117
Mike Vrabel – 101

2004

Rodney Harrison – 138
Tedy Bruschi – 128
Ted Johnson – 112

2003

Rodney Harrison – 140
Tedy Bruschi – 137
Roman Phifer – 133

2000

Lawyer Milloy – 121
Tedy Bruschi – 105

PATRIOTS SCORE 21 POINTS IN 52 SECONDS AGAINST THE JETS

With 10 minutes remaining in the second quarter at the Jets on Nov. 22, 2012, the Patriots were in front, 7-0, but the Jets were in New England territory with a chance to tie the game. Shonn Greene lost a fumble on a fourth-and-one and the Jets proceeded to allow 21 points within a 52-second span. Steve Gregory recovered the Greene fumble. On the next play, Tom Brady completed a screen pass to Shane Vereen that he took 83 yards for a touchdown. On the second play of the Jets next series, Mark Sanchez fumbled and Gregory scooped up the ball and returned the fumble 32 yards for a touchdown. On the ensuing kickoff, Devin McCourty forced a fumble that was fielded in stride by Julian Edelman, who returned it 22 yards for a touchdown.

The Patriots are one of three teams to ever score three touchdowns in under a minute since the 1970 merger.

NFL TEAMS TO SCORE THREE TDS IN UNDER 1 MINUTE

2012 New England Patriots at New York Jets (11-22-12)

2002 Seattle Seahawks vs. Minnesota Vikings (9-29-02)

1998 Atlanta Falcons vs. Carolina Panthers (10-4-98)



PATRIOTS SUSTAINING SUCCESS

PATRIOTS ARE MOST FREQUENT SUPER BOWL TEAM OVER LAST 30 YEARS

The Patriots have won seven conference championships since the 1985 season and have more conference titles than any other team over the last 30 years (since 1982). Additionally, the Patriots' six conference titles over the last 25 years are two more than the next closest team and New England's six conference championships in the last 20 years are also more than any other team. New England also has more conference titles over the last 15 years (5) and over the last 10 years (4) than any other team. The Patriots' two conference titles in the last five years are tied with Pittsburgh and the New York Giants for the most over that span.

Most Conference Championships in Last 5 Years (2007-2011)

| | |
|--------------------------|----------|
| New England | 2 |
| Pittsburgh..... | 2 |
| N.Y. Giants | 2 |
| New Orleans..... | 1 |
| Indianapolis..... | 1 |
| Green Bay | 1 |
| Arizona..... | 1 |

Most Conference Championships in Last 10 Years (2002-2011)

| | |
|--------------------------|----------|
| New England | 4 |
| Pittsburgh..... | 3 |
| Indianapolis..... | 2 |
| N.Y. Giants | 2 |
| 9 Other Teams..... | 1 |

*-Pending Results of 2011 NFC Championship Game

Most Conference Championships in Last 15 Years (1997-2011)

| | |
|--------------------------|----------|
| New England | 5 |
| Pittsburgh..... | 3 |
| N.Y. Giants | 3 |
| Denver | 2 |
| Green Bay | 2 |
| Indianapolis..... | 2 |
| St. Louis Rams..... | 2 |

Most Conference Championships in Last 20 Years (1992-2011)

| | |
|--------------------------|----------|
| New England | 6 |
| Pittsburgh..... | 4 |
| Dallas..... | 3 |
| Green Bay | 3 |
| N.Y. Giants | 3 |
| Buffalo | 2 |
| Denver | 2 |
| Indianapolis..... | 2 |
| St. Louis | 2 |

Most Conference Championships in Last 25 Years (1987-2011)

| | |
|--------------------------|----------|
| New England | 6 |
| Buffalo | 4 |
| Denver | 4 |
| Pittsburgh..... | 4 |
| N.Y. Giants | 4 |
| Dallas..... | 3 |
| Green Bay | 3 |
| San Francisco..... | 3 |

Most Conference Championships in Last 30 Years (1982-2011)

| | |
|--------------------------|----------|
| New England | 7 |
| Denver | 5 |
| N.Y. Giants | 5 |
| Buffalo | 4 |
| Pittsburgh..... | 4 |
| San Francisco..... | 4 |
| Washington | 4 |
| Dallas..... | 3 |
| Green Bay | 3 |

WHAT HAVE YOU DONE FOR ME LATELY?

Since the 2009 season, the Patriots have maintained their spot atop the NFL in terms of regular season winning percentage and regular season points scored. Since the beginning of the 2010 season, the Patriots have the NFL's highest winning percentage and have scored the most points in the NFL. Since 2011, the Patriots have the second-best winning percentage and have scored the most points.

HIGHEST WINNING PERCENTAGE SINCE 2009

| Team | W | L | T | Pct. | PF | PA |
|-----------------------------|-----------|-----------|----------|-------------|-------------|-------------|
| New England Patriots | 46 | 14 | 0 | .767 | 1888 | 1200 |
| Green Bay Packers | 44 | 16 | 0 | .733 | 1705 | 1155 |
| Atlanta Falcons | 43 | 17 | 0 | .717 | 1496 | 1192 |
| Baltimore Ravens | 42 | 18 | 0 | .700 | 1429 | 1039 |
| New Orleans Saints | 42 | 18 | 0 | .700 | 1762 | 1314 |
| Pittsburgh Steelers | 40 | 20 | 0 | .667 | 1322 | 1013 |
| Houston Texans | 36 | 24 | 0 | .600 | 1510 | 1259 |
| San Francisco 49ers | 35 | 24 | 1 | .592 | 1304 | 1027 |

HIGHEST WINNING PERCENTAGE SINCE 2010

| Team | W | L | T | Pct. | PF | PA |
|-----------------------------|-----------|----------|----------|-------------|-------------|------------|
| New England Patriots | 36 | 8 | 0 | .818 | 1461 | 915 |
| Atlanta Falcons | 34 | 10 | 0 | .773 | 1133 | 867 |
| Baltimore Ravens | 33 | 11 | 0 | .750 | 1038 | 778 |
| Green Bay Packers | 33 | 11 | 0 | .750 | 1244 | 858 |
| Pittsburgh Steelers | 31 | 13 | 0 | .705 | 954 | 689 |
| New Orleans Saints | 29 | 15 | 0 | .659 | 1252 | 973 |
| San Francisco 49ers | 27 | 16 | 1 | .625 | 974 | 746 |
| Chicago Bears | 27 | 17 | 0 | .614 | 981 | 825 |
| Houston Texans | 27 | 17 | 0 | .614 | 1122 | 926 |

HIGHEST WINNING PERCENTAGE SINCE 2011

| Team | W | L | T | Pct. | PF | PA |
|-----------------------------|-----------|----------|----------|-------------|------------|------------|
| New England Patriots | 22 | 6 | 0 | .786 | 943 | 602 |
| San Francisco 49ers | 21 | 6 | 1 | .768 | 669 | 400 |
| Baltimore Ravens | 21 | 7 | 0 | .750 | 681 | 508 |
| Atlanta Falcons | 21 | 7 | 0 | .750 | 719 | 579 |
| Houston Texans | 21 | 7 | 0 | .750 | 732 | 499 |
| Pittsburgh Steelers | 19 | 9 | 0 | .679 | 579 | 457 |
| New Orleans Saints | 18 | 10 | 0 | .643 | 868 | 666 |

MOST POINTS SCORED SINCE 2009

| Team | Points |
|-----------------------------------|-------------|
| New England Patriots | 1888 |
| New Orleans Saints | 1762 |
| Green Bay Packers | 1705 |
| San Diego Chargers..... | 1559 |
| New York Giants | 1511 |
| Houston Texans | 1510 |
| Atlanta Falcons | 1496 |
| Philadelphia Eagles..... | 1481 |

MOST POINTS SCORED SINCE 2010

| Team | Points |
|-----------------------------------|-------------|
| New England Patriots | 1461 |
| New Orleans Saints | 1252 |
| Green Bay Packers | 1244 |
| Detroit Lions | 1136 |
| Atlanta Falcons | 1133 |
| Houston Texans | 1122 |
| New York Giants | 1109 |
| San Diego Chargers..... | 1105 |
| Philadelphia Eagles..... | 1052 |

MOST POINTS SCORED SINCE 2011

| Team | Points |
|-----------------------------------|------------|
| New England Patriots | 943 |
| New Orleans Saints | 868 |
| Green Bay Packers | 856 |
| Detroit Lions | 774 |
| Houston Texans | 732 |
| Atlanta Falcons | 719 |
| New York Giants | 715 |
| Baltimore Ravens | 681 |



INSIDE THE NUMBERS

BY THE NUMBERS

3

The Patriots have lost three games in 2012 by a total of four points. They are the first team to lose three games by two points or less in the first six games since the 1960 Dallas Texans.

3

Julian Edelman returned his third career punt for a TD vs. Indianapolis and joins Troy Brown and Irving Fryar as the only Patriots with three punts returned for a touchdown.

3

Rob Ninkovich has three forced fumbles on sacks so far in 2012.

3

Edelman (13.1 punt return average on 72 returns) needs three more returns to reach the NFL qualifying number to become the NFL's all-time punt return leader in average currently at 12.8 by George McAfee.

4

The number of interceptions in 2012 by rookie S Tavon Wilson, one more than the total he had during his college career at Illinois.

6

The number of sacks by rookie DE Chandler Jones in the first 12 games of the season. The Patriots rookie record for most sacks in a season is 10.5 by Garin Veris in 1985.

8

The number of strip-sack/turnovers the Patriots have in 2012 with one each by Trevor Scott, Vince Wilfork and 3 each by Chandler Jones and Rob Ninkovich.

11

The number of 20-yard runs by RB Stevan Ridley. Since 2000, Corey Dillon and Antowain Smith are tied with 13 runs of 20 or more, followed by Ridley and Laurence Maroney (11).

12

The Patriots have now earned their 12th straight winning season, the third team in NFL history to have 12 straight winning seasons since the 1970 merger.

9

The number of times that Wes Welker has reached 100 yards receiving in a single half (6 in the first half and 3 in the second).

23

The Patriots have forced a turnover in 23 straight games, dating back to 2011 and including the first 12 games of 2012. The last team to have at least one forced turnover in all 16 regular season games was the 2010 Atlanta Falcons.

33

The number of forced turnovers by the Patriots in 2012 (14 interceptions and 19 fumble recoveries), second in the NFL to Chicago (34). The Patriots' record for most forced turnovers in a season is 50 by the 1976 team. The most under the Belichick era is 41 by the 2003 team.

35

The number of first downs by the Patriots vs. Denver (10/7) to set a franchise record and make the Patriots the first team since the 1970 merger to have three straight games with 30 or more first downs.

47

Julian Edelman had a 47-yard run vs. Indianapolis, the longest run ever by a Patriots wide receiver, topping a 35-yard run by Troy Brown in 2000.

57

During the Patriots 20-game second half winning streak, the Patriots have forced opponents into 57 turnovers, while turning the ball over just six times.

TOM BRADY BY THE NUMBERS

1

Tom Brady became the first player to follow a 500-yard performance with a 400-yard performance after Brady had back-to-back games with 517 yards and 423 yards to start 2011.

TOM BRADY BY THE NUMBERS (continued)

10

The number of division championships by Tom Brady, surpassing the nine division titles by Joe Montana.

35

The number of times Brady has thrown for at least three touchdowns with no interceptions, third in NFL history behind Peyton Manning (37) and Brett Favre (36).

41

The number of consecutive fourth-and-one conversions by Brady.

44

The number of consecutive games that Brady has thrown at least one touchdown pass, the longest active streak in the NFL and the third best ever behind Drew Brees (54) and Johnny Unitas (47).

52

The number of regular season 300-yard passing games by Tom Brady, a team record.

104

The number of times that Brady has thrown two or more touchdowns in a game. The Patriots are 88-16 when he throws for two or more touchdowns.

5,235

The number of passing yards by Brady in 2011, the second most in a season in NFL history.

THE KRAFT ERA

3

The number of Super Bowl championships the Patriots have won since Robert Kraft purchased the team in 1994. That mark is the highest total in the NFL over that span. Only Denver (2; 1997 and 1998), Pittsburgh (2; 2005 and 2008) and the NY Giants (2; 2007 and 2011) have won multiple Super Bowl titles since 1994.

6

The number of conference championships the Patriots have won since Robert Kraft purchased the team in 1994. That mark is the highest total in the NFL over that span. Pittsburgh is second with four conference titles since 1994.

12

The number of division championships won by the Patriots since Kraft purchased the team in 1994.

14

The number of playoff seasons earned by the Patriots in the 19 seasons since Robert Kraft purchased the team.

19

The number of playoff games the Patriots have won since Robert Kraft purchased the team in 1994. That mark is the highest total in the NFL over that span. Pittsburgh ranks second with 17 playoff wins over that span.

29

The number of playoff games the Patriots have appeared in since 1994, the most in the NFL. Pittsburgh has the second most with 27.

200

The number of consecutive home games that have been sold out, including all playoff and preseason games dating back to the 1994 season opener.

THE BELICHICK ERA

4

Bill Belichick is one of just four coaches to win three championships since the Super Bowl era began. Belichick joins three members of the Pro Football Hall of Fame in the exclusive club (Chuck Noll 4, Joe Gibbs 3 and Bill Walsh 3). Belichick is the only coach to win three Super Bowls in the post-1993 salary cap era and the only one to ever win three in four years.

201

Bill Belichick has 201 career victories as a head coach, including playoff games for 7th place all-time.



BILL BELICHICK NEWS & NOTES

THE HEAD COACH

18th season as head coach • 38th NFL season

Overall Record: 201-107 (.653)

Regular Season: 184-100 (.648)

Postseason: 17-7 (.708)

With Patriots overall: 164-62 (.726)

Super Bowl Titles: 5 (86, 90, 01, 03, 04)

Conf. Titles: 8 (86, 90, 96, 01, 03, 04, 07, 11)

Division Titles: 17 (75, 78, 86, 89, 90, 96, 98, 01, 03, 04, 05, 06, 07, 09, 10, 11, 12)



Bill Belichick is the only head coach in NFL history to win three Super Bowl titles in a four-year span. He has won more regular season games (123) and more games overall (136) during a 10-year stretch (2002-2011) than any other coach in NFL History. In the 2007 season, Belichick led the Patriots to the fourth undefeated and untied regular season and the first since the NFL established a 16-game schedule in 1978.

BELICHICK LEADS TEAM TO 12TH STRAIGHT WINNING RECORD IN 2012

Bill Belichick has led the Patriots to a winning record for 12 consecutive seasons (2001-2012). The only other NFL coach to have at least 10 consecutive winning seasons with one team since the 1970 merger was Tom Landry, who led the Dallas Cowboys to 16 consecutive winning seasons (1970-1985).

BELICHICK BECOMES FIRST COACH WITH NINE STRAIGHT SEASONS OF 10 WINS

Bill Belichick is the first coach in NFL history with nine straight seasons with at least 10 victories after guiding the Patriots to nine 10-plus seasons from 2003 through 2011.

BELICHICK FIRST IN NFL HISTORY WITH 13-PLUS WINS IN FIVE DIFFERENT SEASONS

Bill Belichick is the first head coach in NFL history with 13 or more wins in five different seasons.

| | |
|------|------|
| 2003 | 14-2 |
| 2004 | 14-2 |
| 2007 | 16-0 |
| 2010 | 14-2 |
| 2011 | 13-3 |

BELICHICK REACHES 200 WINS

Bill Belichick reached his 200th career win in the Patriots' 49-19 win at the Jets (11/22/12) to become the eighth NFL coach with 200 career victories and the fourth fastest to do so.

MOST WINS NFL COACHES

| Head Coach | Team(s) | Games to Reach 200 | Record |
|--------------------------|-------------------|--------------------|------------------|
| 1. Don Shula | BAL, MIA | 286 | 347-173-6 |
| 2. George Halas | Chicago | 287 | 324-151-31 |
| 3. Tom Landry | Dallas | 325 | 270-178-6 |
| 4. Curly Lambeau | GB, Cards, WAS | 300 | 229-134-22 |
| 5. Chuck Noll | Pittsburgh | 347 | 209-156-1 |
| 6. M. Schottenheimer | CLE, KC, WAS, SD | 339 | 205-139-1 |
| 7. Bill Belichick | CLE, NE | 307 | 201-107-0 |
| Dan Reeves | DEN, NYG, ATL | 373 | 201-174-2 |
| 9. Chuck Knox | LAR, BUF, SEA | | 193-158-1 |
| 10. Bill Parcells | NYG, NE, NYJ, DAL | | 183-138-1 |
| 11. Mike Holmgren | GB, SEA | | 174-122-0 |
| 12. Joe Gibbs | Washington | | 171-101-0 |
| 13. Paul Brown | CLE, CIN | | 170-108-6 |

ELITE COMPANY

Bill Belichick is one of nine NFL head coaches to win three or more championships since the league began postseason play in 1933, but the only one to win three in four years. Belichick joined an exclusive club in which each of the eight other members has been enshrined in the Pro Football Hall of Fame.

HEAD COACHES WITH THREE OR MORE NFL TITLES (Listed alphabetically)

| Head Coach | Championship Team(s) |
|-----------------------|---|
| Bill Belichick | Patriots (SB XXXVI, XXXVIII, XXXIX) |
| Paul Brown | Cleveland Browns (1950, 54, 55) |
| Weeb Ewbank | Baltimore Colts, New York Jets (1958, 59 SB III) |
| Joe Gibbs | Washington Redskins (SB XVII, XXII, XXVI) |
| George Halas | Chicago Bears (1921, 33, 40, 41, 46, 63) |
| Curly Lambeau | Green Bay Packers (1929, 30, 31, 36, 39, 44) |
| Vince Lombardi | Green Bay Packers (1961, 62, 65, SB I, II) |
| Chuck Noll | Pittsburgh Steelers (Super Bowl IX, X, XIII, XIV) |
| Bill Walsh | San Francisco 49ers (Super Bowl XVI, XIX, XXIII) |

BELICHICK'S PATRIOTS RENAISSANCE

Once Head Coach Bill Belichick implemented his coaching design on the Patriots, his approach has given him the best record of any NFL head coach who has coached over 40 games since 2001 (including the postseason).

NFL COACHES' RECORDS SINCE 2001

| Coach | Team | W | L | T | Pct. |
|-----------------------|-----------|------------|-----------|----------|-------------|
| Bill Belichick | NE | 159 | 51 | 0 | .757 |
| Tony Dungy | TB/IND | 101 | 41 | 0 | .711 |
| Mike Smith | ATL | 54 | 25 | 0 | .684 |
| John Harbaugh | BAL | 58 | 27 | 0 | .682 |
| Mike Tomlin | PIT | 67 | 33 | 0 | .670 |

AMONG THE GREATS

Bill Belichick has recorded 201 career wins, which ranks 7th all-time in NFL history. Belichick owns a career winning percentage of .653, which is third all-time, behind George Halas (.682) and Don Shula (.667).

TOP WINNING PERCENTAGE AMONG HEAD COACHES WITH AT LEAST 160 WINS (INCL. POSTSEASON)

| Head Coach | Team(s) | Years | W | L | T | Pct. |
|-----------------------|---------------|------------------------------|------------|------------|----------|-------------|
| George Halas | CHI | 1920-29, 33-41, 46-55, 58-67 | 324 | 151 | 31 | .682 |
| Don Shula | BAL/MIA | 1963-95 | 347 | 173 | 6 | .667 |
| Bill Belichick | CLE/NE | 1991-95, 00-12 | 201 | 107 | 0 | .653 |
| Curly Lambeau | GB/CHI/WAS | 1921-53 | 229 | 134 | 22 | .630 |

NOTE: Winning percentage calculated using current NFL rules, counting a tie as a half-win, half-loss.

SUPER SUCCESS

Bill Belichick is one of just four head coaches to win three Super Bowl championships. Belichick is the only coach to win three Super Bowls in the post-1993 salary cap era.

MOST SUPER BOWL VICTORIES

| Head Coach | Team | Titles | Seasons |
|-----------------------|-----------|----------|-------------------------|
| Chuck Noll | PIT | 4 | 1974, 1975, 1978, 1979 |
| Bill Belichick | NE | 3 | 2001, 2003, 2004 |
| Joe Gibbs | WAS | 3 | 1982, 1987, 1991 |
| Bill Walsh | SF | 3 | 1981, 1984, 1988 |

NOTE: Sorted by most recent championship. Super Bowls have determined NFL champion since 1966.

PLAYOFF SUCCESS

MOST PLAYOFF WINS BY AN NFL HEAD COACH

| Coach | Team(s) | Wins |
|-----------------------|--|-----------|
| Tom Landry |Dallas Cowboys | 20 |
| Don Shula |Baltimore Colts, Miami Dolphins | 19 |
| Bill Belichick |Cleveland Browns, New England Patriots | 17 |
| Joe Gibbs |Washington Redskins | 17 |
| Chuck Noll |Pittsburgh Steelers | 16 |

POSTSEASON PROWESS

BEST POSTSEASON RECORDS IN NFL HISTORY

| Head Coach | Team(s) | W | L | Pct. |
|-----------------------|---------------|-----------|----------|-------------|
| Vince Lombardi | GB/WAS | 9 | 1 | .900 |
| Tom Flores | Oakland | 8 | 3 | .727 |
| Bill Walsh | San Francisco | 10 | 4 | .714 |
| Bill Belichick | CLE/NE | 17 | 7 | .708 |
| Joe Gibbs | Washington | 17 | 7 | .708 |

BELICHICK IS GOOD IN DECEMBER

Bill Belichick is 44-7 (.863) in December with New England, the best record in December among head coaches with one team in NFL history (min. 25 games). George Seifert is second (27-6, .818).

BELICHICK NAMED COACH OF THE YEAR 3 TIMES

The Associated Press named Bill Belichick the NFL's Coach of the Year for 2010. It was the third time that Belichick earned the honor. He was also named Coach of the Year following the 2003 and 2007 seasons. Belichick joins Don Shula (4-time winner) and Chuck Knox as the only three-time winners.

BELICHICK FIRST WITH 14 WINS IN FOUR SEASONS

Bill Belichick guided the Patriots to an NFL-best 14-2 record in 2010. Belichick is the first head coach ever to win at least 14 regular-season games in four separate seasons. Only four other coaches — San Francisco's George Seifert (3), Washington's Joe Gibbs (2), Chicago's Mike Ditka (2) and Miami's Don Shula (2) — have more than one 14-win season.



TOM BRADY NEWS & NOTES

RECORDING SUCCESS

Tom Brady has quarterbacked the Patriots to victories in 133 of his 171 career regular-season starts, compiling a .777 winning percentage and giving him the best record of any quarterback in the Super Bowl era (since 1966). Brady reached 125 career wins in the fewest starts among quarterbacks in NFL history.



TOP WINNING PERCENTAGES IN SUPER BOWL ERA (Since 1966, Minimum 50 Starts, Regular Season Only)

| Player | Team(s) | Years | W | L | T | Pct. |
|------------------|-----------|----------------|------------|-----------|----------|-------------|
| Tom Brady | NE | 2000-12 | 133 | 38 | 0 | .777 |
| Roger Staubach | DAL | 1969-79 | 85 | 29 | 0 | .746 |
| Joe Montana | SF/KC | 1979-94 | 117 | 47 | 0 | .713 |

ACTIVE QUARTERBACKS WINNING PERCENTAGE

Minimum 32 Starts (two full seasons), Regular Season Only

| Quarterback | Team(s) | W | L | T | Pct. |
|--------------------|-----------|------------|-----------|----------|-------------|
| Tom Brady | NE | 133 | 38 | 0 | .777 |
| Matt Ryan | ATL | 54 | 20 | 0 | .730 |
| Ben Roethlisberger | PIT | 86 | 36 | 0 | .705 |
| Joe Flacco | BAL | 53 | 23 | 0 | .697 |
| Peyton Manning | IND/DEN | 150 | 70 | 0 | .682 |
| Aaron Rodgers | GB | 49 | 25 | 0 | .662 |
| Philip Rivers | SD | 67 | 41 | 0 | .620 |

MOST CAREER WINS AS A STARTER

(Regular season only) Bold indicates active players

| Rk | Name | W | L | T | Pct. |
|-----------|-----------------------|------------|-----------|----------|-------------|
| 1. | Brett Favre | 186 | 112 | 0 | .624 |
| 2. | Peyton Manning | 150 | 70 | 0 | .682 |
| 3. | John Elway | 148 | 82 | 1 | .643 |
| 4. | Dan Marino | 147 | 93 | 0 | .613 |
| 5. | Tom Brady | 133 | 38 | 0 | .777 |
| 6. | Fran Tarkenton | 124 | 109 | 6 | .531 |
| 7. | Johnny Unitas | 119 | 64 | 4 | .647 |
| 8. | Joe Montana | 117 | 47 | 0 | .713 |
| 9. | Terry Bradshaw | 107 | 51 | 0 | .677 |
| 10. | Warren Moon | 102 | 101 | 0 | .510 |

BRADY IS ONE OF FIVE TO AVERAGE AT LEAST 250 YARDS PER GAME

Brady is one of five NFL quarterbacks to average 250 or more yards per game.

NFL RECORD FOR MOST PASSING YARDS PER GAME

| Player | Team | Yards/Game |
|------------------|-----------------|--------------|
| Drew Brees | SD/NO | 267.6 |
| Peyton Manning | IND/DEN | 265.1 |
| Kurt Warner | STL/ARI | 260.8 |
| Dan Marino | Miami | 253.6 |
| Tom Brady | Patriots | 251.5 |

BRADY REACHES 5,000 YARDS IN 2011

Brady set a franchise record with 5,235 passing yards in 2011 and joined Drew Brees (5,476 in 2011 and 5,069 in 2008), Dan Marino (5,084 in 1984) and Matthew Stafford (5,038 in 2011) as the only players in NFL history to reach 5,000 passing yards in a single season. Brady is on pace for 4,716 yards this season after averaging 294.8 yards per game so far in 2012.

Most Passing Yards in a season

| | |
|--------------|------------------------------------|
| 5,476 | Drew Brees, New Orleans in 2011 |
| 5,235 | Tom Brady, Patriots in 2011 |
| 5,084 | Dan Marino, Miami in 1984 |
| 5,069 | Drew Brees, New Orleans in 2008 |
| 5,038 | Matthew Stafford, Detroit in 2011 |

NFL RECORD FOR MOST PASSING YARDS PER GAME/SEASON

| Player | Team | Year | Yards/Game |
|------------------|-----------------|-------------|--------------|
| Drew Brees | New Orleans | 2011 | 342.3 |
| Tom Brady | Patriots | 2011 | 327.2 |

BRADY CLOSE TO 300 YARDS PER GAME IN 2012

Brady is close to averaging 300 yards per game so far in 2012 with an average of 294.8. Brady (300.4 in 2007 and 327.2 in 2011) can become the first NFL player to have three seasons of 300 more yards per game. Brees has averaged 300 yards per game two seasons as well and is averaging 300 yards per game in 2012.

BRADY TIED WITH BREES AND FOUTS WITH TWO SEASONS AVERAGING 300 YARDS PER GAME NFL RECORD FOR MOST SEASONS AVERAGING 300 OR MORE YARDS PER GAME

2 Tom Brady (2011, 2007)

| | |
|---|-------------------------|
| 2 | Drew Brees (2011, 2008) |
| 2 | Dan Fouts (1982, 1981) |

BRADY REACHES 3,000 PASSING YARDS FOR 10TH TIME

Brady (3,537) went over 3,000 passing yards on the season for the 10th time in his career. Brady entered the Jets game (11/22) needing 24 yards to reach 3,000 yards and reached 3,000 yards on a 28-yard pass to TE Aaron Hernandez in the first quarter. He is one of six NFL players with at least 10 3,000-yard seasons.

NFL RECORD FOR MOST 3,000-YARD SEASONS

| | |
|-----------|------------------|
| 18 | Brett Favre |
| 14 | Peyton Manning |
| 13 | Dan Marino |
| 12 | John Elway |
| 10 | Tom Brady |
| 10 | Drew Brees |

BRADY BECOMES SECOND PLAYER WITH TWO OR MORE SEASONS OF 39-PLUS TDS

Brady finished the 2011 season with 39 touchdown passes, marking the second highest total of his career, trailing the NFL-record of 50 he had in 2007. Brady joins Dan Marino as the only players in NFL history with at least two different seasons with 39 or more touchdown passes. He is on pace for 33 touchdowns in 2012.

The Players with the Most Touchdown Passes in a single season in NFL history

| Player | Team | Season | TDs |
|------------------|-----------------|-------------|-----------|
| Tom Brady | Patriots | 2007 | 50 |
| Peyton Manning | Indianapolis | 2004 | 49 |
| Dan Marino | Miami | 1984 | 48 |
| Drew Brees | New Orleans | 2011 | 46 |
| Aaron Rodgers | Green Bay | 2011 | 45 |
| Dan Marino | Miami | 1986 | 44 |
| Matthew Stafford | Detroit | 2011 | 41 |
| Kurt Warner | St. Louis | 1999 | 41 |
| Tom Brady | Patriots | 2011 | 39 |
| Daunte Culpepper | Minnesota | 2004 | 39 |
| Brett Favre | Green Bay | 1996 | 39 |

BRADY TIED NFL MARK WITH 13 STRAIGHT GAMES WITH TWO OR MORE TOUCHDOWNS

Brady threw for one touchdown against the Jets (10/9/11), snapping his streak of 13 straight games with two or more touchdown passes. Brady's streak of 13 straight games with two or more touchdowns is tied with Peyton Manning's 2004 total and Aaron Rodgers' 2011 total for the longest such streak in NFL history.

BRADY HAS 17 CAREER 4-TD GAMES TO TIE JOHNNY UNITAS

Brady has thrown four or more touchdowns in a game 17 times with 13 four-touchdown games, two five-touchdown games and two six-touchdown games.

Most Games with 4+ Touchdown Passes

| PLAYER | 4+ TD Games |
|---------------------|-------------|
| 1. Brett Favre | 23 |
| 2. Peyton Manning | 22 |
| 3. Dan Marino | 21 |
| 4. Drew Brees | 18 |
| 5. Tom Brady | 17 |
| 5. Johnny Unitas | 17 |



TOM BRADY NEWS & NOTES

CONSECUTIVE GAMES WITH AT LEAST ONE TOUCHDOWN PASS CONTINUES FOR BRADY

Brady has now thrown at least one touchdown pass in 44 straight regular season games to extend a team mark. Brady's 44 straight games are third all-time, behind Drew Brees (54) and Johnny Unitas (47).

Most Consecutive Games, Touchdown Passes

| Player | Games |
|---------------------------------|-----------|
| Drew Brees (2009-current) | 54 |
| Johnny Unitas (1956-60) | 47 |
| Tom Brady (2010-current) | 44 |
| Brett Favre (2002-04) | 36 |
| Dan Marino (1985-87) | 30 |

BRADY IS PATRIOTS ALL-TIME LEADING PASSER

PATRIOTS ALL-TIME LEADING PASSERS

| Player | YEARS | ATT | COMP | YARDS |
|------------------|----------------|--------------|--------------|---------------|
| Tom Brady | 2000-12 | 5,781 | 3,695 | 43,516 |
| Drew Bledsoe | 1993-01 | 4,518 | 2,544 | 29,657 |
| Steve Grogan | 1975-90 | 3,593 | 1,879 | 26,886 |

MOST CAREER TOUCHDOWN PASSES

MOST TOUCHDOWNS CAREER

(regular season only) Bold indicates active players

| Rank | Name | Touchdowns |
|-----------|-----------------------|------------|
| 1. | Brett Favre | 508 |
| 2. | Peyton Manning | 428 |
| 3. | Dan Marino | 420 |
| 4. | Fran Tarkenton | 342 |
| 5. | Tom Brady | 325 |
| 6. | Drew Brees | 312 |
| 7. | John Elway | 300 |
| 8. | Warren Moon | 291 |
| 9. | Johnny Unitas | 290 |
| 10. | Vinny Testaverde | 275 |

BRADY GOES OVER 300 YARDS FOR THE 52nd TIME IN HIS CAREER

Brady had his 52nd NFL game with 300 or more yards passing at the Jets (11/22/12) and ranks third among active NFL quarterbacks, behind NFL-leader Peyton Manning (69) and Drew Brees (63). The Patriots are 43-9 when Brady throws for 300 or more yards.

NFL QUARTERBACK 300-YARD GAMES (*ACTIVE)

| Player | 300-Yard Games |
|------------------------|----------------|
| Peyton Manning* | 69 |
| Drew Brees* | 63 |
| Dan Marino | 63 |
| Brett Favre | 62 |
| Tom Brady* | 52 |
| Kurt Warner | 52 |
| Dan Fouts | 51 |
| Warren Moon | 49 |
| Joe Montana | 39 |

Brady had a career-best 11 300-yard games in the 2011 season, which is the second most 300-yard games in a single season. The NFL record for most 300-yard games in a season was set by Drew Brees in 2011 with 13 300-yard games.

TOM BRADY'S RECORD AS A STARTER

| | Reg. Season | Playoffs | Total |
|-----------------------------|---------------|-------------|---------------|
| Overall: | 133-38 | 16-6 | 149-44 |
| Home:..... | 73-12 | 10-2 | 83-14 |
| Road:..... | 60-26 | 6-4* | 66-30* |
| By Yardage Total | | | |
| Less than 200:..... | 29-13 | 3-1 | 32-14 |
| 200-299:..... | 61-16 | 10-4 | 71-20 |
| 300 or more:..... | 43-9 | 3-1 | 46-10 |
| Other Records | | | |
| On Artificial Turf:..... | 71-10 | 6-4 | 77-14 |
| Temp. Below 40:..... | 28-3 | 10-2 | 38-5 |
| Thanksgiving or later:..... | 51-9 | 16-6 | 67-15 |
| Leading at Halftime:..... | 103-11 | 11-3 | 114-14 |
| Leading after 3 Qtrs:..... | 110-8 | 10-3 | 120-11 |
| Overtime:..... | 8-1 | 1-0 | 9-1 |
| Passer rating >100.0:..... | 77-5 | 7-0 | 84-5 |

*Includes five Super Bowls at neutral sites

BRADY SET NFL RECORD FOR LONGEST HOME WINNING STREAK

Tom Brady set an NFL record for most consecutive home wins as a starting quarterback with his 26th straight win in a regular-season home start following the 45-3 win against the Jets (12/06/10) and extended his streak to 31 before it ended with a 24-20 loss against the New York Giants (11/6/11).

MOST CONSECUTIVE REGULAR-SEASON HOME GAMES WON AS A

STARTING QUARTERBACK:

| Player | Team | Years | Streak |
|--------------------|-----------|----------------|-----------|
| Tom Brady | NE | 2006-11 | 31 |
| Brett Favre | GB | 1995-98 | 25 |
| John Elway | DEN | 1996-98 | 22 |
| Bob Griese | MIA | 1971-74 | 20 |
| Randall Cunningham | PHI | 1990-94 | 20 |

TOP QB HOME STARTING RECORDS (MIN. 50 STARTS) SINCE 1970 MERGER (includes postseason)

| Player | Team(s) | W | L | T | Pct. |
|------------------|-----------|-----------|-----------|----------|-------------|
| Tom Brady | NE | 83 | 14 | 0 | .856 |
| Terry Bradshaw | PIT | 75 | 14 | 0 | .843 |
| John Elway | DEN | 104 | 25 | 0 | .806 |

BRADY REACHES 30 TDS FOR THIRD TIME

Tom Brady (39) reached 30 touchdown passes in 2011. Brady now has three 30-touchdown seasons after throwing for an NFL-leading 36 in 2010 and an NFL-record 50 in 2007. He is one of just 13 NFL players since the 1970 merger to have at least two 30 touchdown seasons. The only other Patriots quarterback to have a 30-touchdown season was Vito "Babe" Parilli in 1964 when he led the AFL with 31.

BRADY AT 30 TOUCHDOWNS....AGAIN

Brady is the second NFL player to have at least 35 touchdowns in three different seasons.

QB's with the most 35+ passing touchdowns in NFL history

| Player | 35+TD Pass Seasons |
|-------------|---|
| Tom Brady | 3 (50 in 2007, 36 in 2010 and 39 in 2011) |
| Brett Favre | 3 |

Brady finished 2011 with 39 touchdowns. He became the sixth quarterback in NFL history to have 30 or more touchdown passes in at least three seasons.

MOST SEASONS WITH 30-PLUS TOUCHDOWN PASSES

| | |
|------------------|----------|
| Brett Favre | 9 |
| Peyton Manning | 6 |
| Drew Brees | 5 |
| Dan Marino | 4 |
| Tom Brady | 3 |
| Kurt Warner | 3 |

BRADY ON PACE FOR THIRD STRAIGHT SEASON WITH 30 TOUCHDOWNS

Tom Brady has 24 touchdown passes this season and is on pace for 35. If he reaches 30 touchdowns in 2012 it will be his third straight season with 30 touchdowns after finishing with 39 in 2011 and 36 in 2010. He can become the third quarterback in NFL history with at least three or more consecutive seasons with 30 or more touchdowns.

THREE OR MORE STRAIGHT 30 TOUCHDOWN SEASONS

| | |
|-------------|------------------|
| Brett Favre | 5 (1994-98) |
| Drew Brees | 5 (2008-present) |
| Dan Marino | 3 (1984-86) |

Tom Brady 2 (2010-2011)

BRADY HAS LOW INTERCEPTION PCT. IN 2012

Brady has thrown just four interceptions in 460 pass attempts for a 0.87 interception percentage. That mark would be the fourth best in NFL history.

NFL Interception Percentage

| Rank | Player | Int. Pct. |
|------------|------------------------------------|-------------|
| 1 | Damon Huard (KC) 2006 (244-1) | 0.41 |
| 2 | Joe Ferguson (BUF) 1976 (151-1) | 0.66 |
| 3. | Tom Brady (NE) 2010 (492-4) | 0.81 |
| *4. | Tom Brady (NE) 2012 (460-4) | 0.87 |
| 5. | Steve DeBerg (KC) 1990 (444-4) | 0.90 |

*After 12 games in 2012



TOM BRADY NEWS & NOTES

BRADY'S COMEBACKS

Brady has engineered 35 career game-winning performances to lead his team to a victory from a fourth-quarter deficit or tie.

| Time Remaining Passing Statistics^ | | | | | | | | | | |
|------------------------------------|-------|-------|---------|-----|-----|-----|----|-----|------|-------|
| Date | Opp. | Score | in Reg. | Att | Cmp | Yds | TD | Int | | Final |
| 10/21/12 | NYJ | 23-26 | 1:37 | 9 | 13 | 95 | 0 | 0 | (ot) | 29-26 |
| 01/22/12 | BAL* | 16-20 | 15:00 | 6 | 3 | 20 | 0 | 1 | | 23-20 |
| 12/24/11 | MIA | 17-17 | 15:00 | 11 | 8 | 120 | 0 | 0 | | 27-24 |
| 10/16/11 | DAL | 13-16 | 5:13 | 9 | 11 | 87 | 1 | 0 | | 20-16 |
| 12/19/10 | GB | 21-27 | 13:49 | 6 | 5 | 82 | 1 | 0 | | 31-27 |
| 10/17/10 | BAL | 10-20 | 14:53 | 24 | 16 | 156 | 1 | 1 | (ot) | 23-20 |
| 09/14/09 | BUF | 13-24 | 5:32 | 13 | 11 | 112 | 2 | 0 | | 25-24 |
| 12/29/07 at NYG | | 23-28 | 15:00 | 12 | 8 | 130 | 1 | 0 | | 38-35 |
| 12/03/07 at BAL | | 17-24 | 14:25 | 17 | 7 | 113 | 1 | 0 | | 27-24 |
| 11/25/07 | PHI | 24-28 | 15:00 | 16 | 11 | 109 | 0 | 0 | | 31-28 |
| 11/04/07 at IND | | 10-20 | 9:42 | 10 | 8 | 144 | 2 | 0 | | 24-20 |
| 01/14/07 at SD* | | 13-21 | 8:35 | 14 | 9 | 122 | 1 | 1 | | 24-21 |
| 12/03/06 | DET | 13-21 | 13:07 | 15 | 14 | 101 | 0 | 0 | | 28-21 |
| 11/26/06 | CHI | 10-10 | 14:46 | 7 | 6 | 98 | 1 | 0 | | 17-13 |
| 11/13/05 at MIA | | 15-16 | 2:53 | 2 | 2 | 76 | 1 | 0 | | 23-16 |
| 10/30/05 | BUF | 7-16 | 10:07 | 4 | 4 | 69 | 0 | 0 | | 21-16 |
| 10/09/05 at ATL | | 28-28 | 3:52 | 2 | 2 | 17 | 0 | 0 | | 31-28 |
| 09/25/05 at PIT | | 10-13 | 14:19 | 12 | 12 | 167 | 0 | 0 | | 23-20 |
| 02/06/05 | PHI** | 14-14 | 15:00 | 4 | 2 | 33 | 0 | 0 | | 24-21 |
| 10/03/04 at BUF | | 17-17 | 15:00 | 4 | 2 | 8 | 1 | 0 | | 31-17 |
| 02/01/04 | CAR** | 29-29 | 1:08 | 5 | 4 | 47 | 0 | 0 | | 32-29 |
| 01/10/04 | TEN* | 14-14 | 15:00 | 11 | 6 | 27 | 0 | 0 | | 17-14 |
| 11/30/03 at IND | | 31-31 | 10:21 | 6 | 3 | 31 | 1 | 0 | | 38-34 |
| 11/23/03 at HST | | 13-20 | 3:11 | 14 | 10 | 133 | 1 | 0 | (ot) | 23-20 |
| 11/03/03 at DEN | | 23-26 | 2:51 | 4 | 5 | 58 | 1 | 0 | | 30-26 |
| 10/19/03 at MIA | | 13-13 | 15:00 | 10 | 7 | 147 | 1 | 0 | (ot) | 19-13 |
| 10/05/03 | TEN | 24-27 | 4:40 | 1 | 1 | 15 | 0 | 0 | | 38-30 |
| 12/29/02 | MIA | 13-24 | 4:59 | 13 | 8 | 69 | 1 | 0 | (ot) | 27-24 |
| 11/10/02 at CHI | | 19-30 | 5:16 | 14 | 9 | 116 | 2 | 0 | | 33-30 |
| 09/22/02 | KC | 38-38 | 0:00 | 5 | 4 | 46 | 0 | 0 | (ot) | 41-38 |
| 02/03/02 | STL** | 17-17 | 1:21 | 8 | 5 | 53 | 0 | 0 | | 20-17 |
| 01/19/02 | OAK* | 3-13 | 15:00 | 27 | 20 | 138 | 0 | 0 | (ot) | 16-13 |
| 12/16/01 at BUF | | 6-9 | 5:57 | 13 | 9 | 116 | 0 | 0 | (ot) | 12-9 |
| 12/02/01 at NYJ | | 14-16 | 15:00 | 7 | 6 | 56 | 0 | 0 | | 17-16 |
| 10/14/01 | SD | 16-26 | 8:48 | 18 | 13 | 130 | 1 | 0 | (ot) | 29-26 |

^Statistics are from the time noted until the end of the game * Divisional Playoffs ** Super Bowl

BRADY HAD THREE STRAIGHT GAMES WITH 30 COMPLETIONS IN 2011

Brady tied an NFL record with three straight games with 30 completions after completing 32 at Miami (9/12), 31 vs. San Diego (9/18) and 30 at Buffalo (9/25). He shares the record with Drew Brees (2011), Steve Young (1995), Rich Gannon (2002), Kurt Warner (2008) and Peyton Manning (2010). The most 30 completion games Brady has had in a season is five in 2007.

BRADY IN THE POSTSEASON

NFL ALL-TIME LEADERS / PLAYOFF VICTORIES AS STARTING QUARTERBACK

| Player | Team(s) | Playoff Wins |
|------------------|---------------------|--------------|
| Tom Brady | New England | 16 |
| Joe Montana | S.F./K.C. | 16 |
| Terry Bradshaw | Pittsburgh | 14 |
| John Elway | Denver | 14 |
| Brett Favre | Green Bay/Minnesota | 12 |
| Troy Aikman | Dallas | 11 |
| Roger Staubach | Dallas | 11 |

QBs WITH 3 OR MORE SUPER BOWL VICTORIES

| Quarterback | Team | Wins |
|------------------|-----------|----------|
| Terry Bradshaw | PIT | 4 |
| Joe Montana | SF | 4 |
| Troy Aikman | DAL | 3 |
| Tom Brady | NE | 3 |

PLAYERS WITH MULTIPLE SUPER BOWL MVP AWARDS

| Player | Team | MVPs |
|------------------|-----------|----------|
| Joe Montana | SF | 3 |
| Terry Bradshaw | PIT | 2 |
| Tom Brady | NE | 2 |
| Bart Starr | GB | 2 |
| Eli Manning | NYG | 2 |

BRADY SETS FRANCHISE RECORD WITH 517 PASSING YARDS

Brady set a franchise record with 517 passing yards in the 2011 season-opener at Miami (9/12). The previous high was 426 yards by Drew Bledsoe vs. Minnesota on Nov. 13, 1994. Brady's previous best was 410 passing yards vs. Kansas City on Sept. 22, 2002. Brady is one of 14 NFL quarterbacks to throw for 500 yards or more. His 517 yards are the seventh highest in NFL history.

| PLAYER | TEAM | 500 YARD GAME |
|-------------------|----------------|-------------------|
| Norm Van Brocklin | LA Rams | 554 yards in 1951 |
| Matt Schaub | Houston | 527 yards in 2012 |
| Warren Moon | Houston Oilers | 527 yards in 1990 |
| Boomer Esiason | Arizona | 522 yards in 1996 |
| Dan Marino | Miami | 521 yards in 1988 |
| Matthew Stafford | Detroit | 520 yards in 2011 |

Tom Brady Patriots 517 yards in 2011

BRADY HAD 423 YARDS AS A FOLLOW-UP TO HIS 517 YARD PERFORMANCE IN MIAMI IN 2011

In the 2011 season opener in Miami (9/12), Brady threw for 517 yards. In Week 2 against San Diego (9/18), Brady became the first 500-yard passer to follow up his 500-yard performance by throwing for 400 or more yards. Before Brady's performance against the Chargers, only Drew Brees (2006) had followed-up a 500-yard game with 300 or more passing yards.

WINNINGEST COACH/QB TANDEM

Bill Belichick and Tom Brady have the best winning percentage among a head coach/starting quarterback tandem since the 1970 merger. The tandem's 133 wins are the most wins by any coach-QB tandem since the 1970 AFL-NFL merger.

WINNINGEST COACH/QB TANDEM SINCE 1970

(Regular Season Only – by winning percentage)

| Quarterback/Head Coach | Team | W | L | T | Pct. |
|---------------------------------|-----------|------------|-----------|----------|-------------|
| Tom Brady/Bill Belichick | NE | 133 | 38 | 0 | .777 |
| Ken Stabler/John Madden | OAK | 60 | 19 | 1 | .756 |
| Jim McMahon/Mike Ditka | CHI | 46 | 15 | 0 | .754 |
| Peyton Manning/Tony Dungy | IND | 73 | 24 | 0 | .753 |

WINNINGEST COACH/QB TANDEM SINCE 1970

(Regular Season Only – by victories)

| Quarterback/Head Coach | Team | W | L | T | Pct. |
|---------------------------------|-----------|------------|-----------|----------|-------------|
| Tom Brady/Bill Belichick | NE | 133 | 38 | 0 | .777 |
| Dan Marino/Don Shula | MIA | 116 | 68 | 0 | .630 |
| Terry Bradshaw/Chuck Noll | PIT | 107 | 51 | 0 | .601 |

TOM BRADY EARNS 22nd AFC PLAYER OF THE WEEK HONOR; TIED FOR MOST IN NFL HISTORY

Tom Brady was named AFC Offensive Player of the Week by the National Football League for his performance in the Patriots' 45-7 victory over St. Louis (10/28/12). It is the 22nd time in his career, and second of the 2012 season, that Brady has received the AFC Offensive Player of the Week honor. He also earned the award following the Patriots' 52-28 win at Buffalo (9/30/12). Brady is tied with Peyton Manning for the most Player of the Week awards earned by a player since the accolade was instituted in 1984.

THE PLAYERS WITH THE MOST CAREER PLAYER OF THE WEEK AWARDS

| Player | Career | Team | POW Awards |
|------------------|---------------------|------------------------|------------|
| Tom Brady | 2000-present | Patriots | 22 |
| Peyton Manning | 1998-present | Colts/Broncos | 22 |
| Dan Marino | 1983-1999 | Dolphins | 18 |
| Brett Favre | 1991-2010 | Packers, Jets, Vikings | 16 |
| John Elway | 1983-1998 | Broncos | 15 |

BRADY SETS NFL RECORD FOR MOST PASS ATTEMPTS WITHOUT AN INTERCEPTION

Tom Brady extended his streak to 358 consecutive regular season pass attempts without an interception before throwing his first interception since Oct. 17, 2010 in the 2011 opener at Miami (9/12). Brady eclipsed Bernie Kosar's record of 308 pass attempts on Dec. 26, 2010 at Buffalo. He ended a streak of 201 pass attempts without an interception last Sunday at Miami (12/2/12).



TOM BRADY NEWS & NOTES

BRADY SETS NFL RECORD FOR MOST PASS ATTEMPTS WITHOUT AN INTERCEPTION (continued)

MOST CONSECUTIVE PASS ATTEMPTS WITHOUT AN INTERCEPTION

| 358 | Tom Brady (Patriots) | 2010-11 |
|-----|-----------------------------|---------|
| 308 | Bernie Kosar (Cleveland) | 1990-91 |
| 294 | Bart Starr (Green Bay) | 1964-65 |
| 279 | Jeff George (IND/ATL) | 1993-94 |
| 277 | Rich Gannon (Oakland) | 2001 |
| 271 | Jason Campbell (Washington) | 2007-08 |

BRADY IS THIRD FOR MOST GAMES WITH 3 TDS AND NO INTERCEPTIONS

| Player | Most Games with 3+ TD Passes and 0 Int. |
|------------------|---|
| Peyton Manning | 37 |
| Brett Favre | 36 |
| Tom Brady | 35 |
| Drew Brees | 25 |
| Dan Marino | 18 |
| Fran Tarkenton | 18 |

BRADY SETS NFL RECORD WITH AT LEAST TWO TOUCHDOWNS AND NO INTERCEPTIONS

Tom Brady set an NFL record by throwing at least two touchdowns without an interception in each of the final nine games of the 2010 season. Brady passed Don Meredith's previous record of six straight games with two or more touchdowns and no interceptions (1965-66).

BRADY REACHES 3,000 YARDS IN 2011 IN JUST NINE GAMES

Brady entered the Jets game on Nov. 13, 2011 with 2,703 yards and added 329 to set the NFL record for most yards through a team's first nine games with 3,032 yards. Brady joins Drew Brees (2011) as the only players to reach 3,000 yards passing in the first nine games of a season.

Most passing yards through a team's first nine games of a season

| Player | Team | Year | Passing Yards |
|------------------|-----------------|-------------|---------------|
| Tom Brady | Patriots | 2011 | 3,032 |
| Drew Brees | Saints | 2011 | 3,004 |
| Phillip Rivers | Chargers | 2010 | 2,944 |
| Rich Gannon | Raiders | 2002 | 2,898 |
| Dan Fouts | Chargers | 1982 | 2,883 |
| Peyton Manning | Colts | 2009 | 2,872 |

BRADY THREW AT LEAST ONE TOUCHDOWN PASS IN ALL 16 GAMES IN 2011 FOR THE SECOND STRAIGHT SEASON

Brady had at least one touchdown pass in all 16 games of the 2011 season. Since the NFL went to a 16-game season in 1978, only seven quarterbacks have thrown for at least one touchdown in each game. Tom Brady and Drew Brees are the first to do so in two straight seasons (2010, 2011).

QBS WITH A LEAST ONE TD PASS IN ALL 16 GAMES IN A SEASON

| Tom Brady (New England) | 2010, 2011 |
|------------------------------|------------|
| Drew Brees (New Orleans) | 2010, 2011 |
| Daunte Culpepper (Minnesota) | 2004 |
| Brett Favre (Green Bay) | 2003 |
| Kurt Warner (St. Louis) | 1999 |
| Dan Marino (Miami) | 1984, 1986 |
| Dave Krieg (Seattle) | 1984 |

*16-game schedule was instituted in 1978

CLASS OF 2000

Tom Brady was the seventh quarterback selected in the 2000 NFL Draft. The Patriots selected him in the sixth round with the 199th overall pick.

Quarterbacks taken in the 2000 NFL Draft

| Rd | Pick | Player | Taken By |
|----------|------------|-------------------|--------------------|
| 1 | 18 | Chad Pennington | NY Jets |
| 3 | 65 | Giovanni Carmazzi | San Francisco |
| 3 | 75 | Chris Redman | Baltimore |
| 5 | 163 | Tee Martin | Pittsburgh |
| 6 | 168 | Marc Bulger | New Orleans |
| 6 | 183 | Spurgeon Wynn | Cleveland |
| 6 | 199 | Tom Brady | New England |

BRADY REACHED 4,000 YARDS IN 2011

Brady reached 4,000 yards passing for the fourth time in his career in 2011. Brady had 4,110 yards in 2005, 4,806 in 2007, 4,398 in 2009 and 5,235 in 2011. Brady (2,976) is on pace to finish the season with 4,762 passing yards. If Brady tops 4,000 passing yards in 2012 it will be his fifth career season with more than 4,000 yards, joining Dan Marino (6), Drew Brees (6), Brett Favre (6) and Peyton Manning (11) as the only players to have at least five seasons with 4,000 passing yards.

All-time 4,000-yard passing seasons

| | |
|----------|------------------|
| 11 | Peyton Manning |
| 6 | Dan Marino |
| 6 | Drew Brees |
| 6 | Brett Favre |
| 4 | Tom Brady |
| 4 | Warren Moon |
| 4 | Philip Rivers |

BRADY TIES NFL RECORD FOR MOST GAMES WITH 300 YARDS, 4 TDS AND 0 INTERCEPTIONS

Tom Brady had his ninth NFL game with 300 yards, four touchdowns and no interceptions against St. Louis (10/28/12) to tie the NFL record with Drew Brees.

BRADY HAD 14 GAMES IN 2011 WITH 2 OR MORE TOUCHDOWNS

Brady had 14 games in 2011 with two or more touchdowns, tying his franchise record for most games with two or more touchdowns in a season. Brady had 14 such games in 2007. The NFL record for most games with two or more touchdown passes in a season is 15 by Dan Marino in 1984. Brady has eight games in 2012 with two or more touchdowns.

BRADY HAS SECOND BEST QB RATING IN NFL HISTORY

| Quarterback | Years | Team(s) | Rating |
|------------------|------------------|-----------------|-------------|
| Aaron Rodgers | 2005-2012 | Green Bay | 104.3 |
| Tom Brady | 1998-2012 | Patriots | 96.9 |
| Steve Young | 1985-99 | TB/SF | 96.8 |
| Tony Romo | 2004-2012 | Dallas | 95.8 |

BRADY IS ONE OF SEVEN TO THROW FOR CONSECUTIVE 400 YARD GAMES

Brady is one of just seven NFL quarterbacks to have back-to-back games with 400 or more passing yards.

NFL RECORD FOR MOST CONSECUTIVE GAMES WITH 400 OR MORE YARDS PASSING

2 Tom Brady, 2011

- 2 Cam Newton, Carolina, 2011
- 2 Matt Cassel, New England, 2008
- 2 Billy Volek, Tennessee, 2004
- 2 Phil Simms, N.Y. Giants, 1985
- 2 Dan Marino, Miami, 1984
- 2 Dan Fouts, San Diego, 1982

BRADY BECOMES THE 14TH PLAYER IN NFL HISTORY WITH 40,000 CAREER YARDS

Tom Brady (43,516 passing yards) entered the game at Tennessee (9/9/12) needing 21 yards to become the 14th player in NFL history with 40,000 career passing yards and reached the feat on a 28-yard pass to TE Rob Gronkowski in the first quarter.

BRADY MOVES INTO 9TH FOR MOST PASS COMPLETIONS

Tom Brady (3,695) moved past Fran Tarkenton (3,686) into 9th place on the NFL's all-time completion list at Miami (12/2/12). Brady entered the Miami game needing 16 completions to pass Tarkenton and passed him on a 2-yard completion to TE Aaron Hernandez in the third quarter. Vinny Testaverde is in 8th place with 3,787 completions.



PATRIOTS OFFENSIVE NOTES

BRADY MOVES PAST DAN FOUTS INTO 10TH PLACE ON THE PASSING YARDS LIST

Brady (43,516) moved past Dan Fouts (43,040) into 10th place on the NFL's all-time passing list. He entered the Jet game (11/22/12) needing 86 yards to pass Fouts and did so on an 83-yard touchdown pass to RB Shane Vereen. Drew Brees is in ninth place with 44,416 passing yards.

BRADY HAS LED THE PATRIOTS TO FIVE 50-POINT GAMES AND TWO IN 2012

Brady and the Patriots knocked off Indianapolis 59-24 on Nov. 18. The game marked the fifth time that New England scored at least 50 points in a game started by Brady, the second-most 50-point games by a starting QB in NFL history (Pro Football Hall of Famer Len Dawson, six.)

| Date | Opponent | Score |
|----------|------------------|-------|
| 10/28/07 | vs. Washington | 52-7 |
| 11/18/07 | at Buffalo | 56-10 |
| 10/18/09 | vs. Tennessee | 59-0 |
| 9/30/12 | at Buffalo | 52-28 |
| 11/18/12 | vs. Indianapolis | 59-24 |

BRADY HAS THROWN TWO 50-YARD PASSES IN THE SAME GAME SEVEN TIMES

Brady has thrown at least two 50-yard passes in the same game seven times in his career after completing an 83-yard touchdown pass to Shane Vereen and a 56-yard touchdown pass to Julian Edelman at the Jets on Nov. 22, 2012. His career best was when he had a 58-yard touchdown, a 58-yard pass and an 81-yard touchdown at Miami on Dec. 6, 2009.

BRADY'S GAMES WITH AT LEAST TWO 50-YARD PASSES

| | |
|--|--|
| 10/9/05 @ Atlanta | - 55t (3Q) Bethel Johnson |
| | - 51 (1Q) Deion Branch |
| 1/14/06 @ Denver *AFC Divisional Playoff Round | - 73 (4Q) Deion Branch |
| | - 51 (2Q) Andre' Davis |
| 12/31/06 @ Tennessee | - 62t (3Q) Reche Caldwell |
| | - 52 (1Q) Corey Dillon |
| 12/9/07 vs. Pittsburgh | - 63t (2Q) Randy Moss |
| | - 56t (3Q) Jabar Gaffney >Flea-flicker w/R. Moss |
| 11/15/09 @ Indianapolis | - 63t (2Q) Randy Moss |
| | - 55 (1Q) Randy Moss |
| 12/06/09 @Miami | - 58t (1Q) Randy Moss |
| | - 58 (2Q) Wes Welker |
| | - 81t (3Q) Sam Aiken |
| 11/22/12 @NY Jets | - 83t (2Q) Shane Vereen |
| | - 56t(2Q) Julian Edelman |

ROOKIE BOLDEN HAS FIRST 100-YARD DAY AND FINISHES WITH AN 8.6-YARD AVERAGE

Rookie RB Brandon Bolden finished with 16 carries for 137 yards and an 8.6-yard average at Buffalo (9/30) with runs of 20 and 27 yards. His 8.6-yard average is tied for the third highest ever in a single game for the Patriots among running backs with at least 15 rushing attempts. He earned the FedEx Ground Player of the Week for his performance.

Highest Rushing Average/Single Game (min. 15 rushing attempts)

| Player | Average |
|-----------------------|---|
| Curtis Martin | 9.6 (17-164 vs. Washington, Oct. 13, 1996) |
| Tony Collins | 9.2 (23-212 vs. N.Y. Jets, Sept. 18, 1983) |
| Brandon Bolden | 8.6 (16-137 at Buffalo, Sept. 30, 2012) |
| Sammy Morris | 8.6 (16-138 vs. Denver, Oct. 20, 2008) |
| Jim Nance | 8.6 (17-146 at Houston, Dec. 11, 1966) |
| Stevan Ridley | 8.5 (15-127 at St. Louis, Oct. 28, 2012) |

FOOTBALL RUNS IN BOLDEN'S FAMILY

Bolden's grandfather, Frank Pitts, played 10 years in the NFL (1965-74), as a receiver for Kansas City, Cleveland and Oakland. He was with Kansas City for two Super Bowls, losing Super Bowl I and winning Super Bowl IV. Said Bolden about his grandfather, "I remember being 6 years old, him popping in a highlight film of Super Bowl I and IV. I've seen that tape at least 500 times."

DAN CONNOLLY HAS THE LONGEST KICKOFF RETURN EVER BY AN OFFENSIVE LINEMAN

Dan Connolly was named AFC Special Teams Player of the Week after he returned a kickoff 71 yards to the 4-yard line in the second quarter of the Patriots win vs. Green Bay on Dec. 19, 2010. According to the Elias Sports Bureau, it is the longest kickoff return by an offensive lineman in NFL history. The run by Connolly topped the 48-yard touchdown return by Atlanta's Mal Snider in 1969. Previously, the longest kickoff return for a Patriots offensive lineman was a 27-yard return by G Stephen Neal on Nov. 30, 2008 vs. Pittsburgh. Connolly's previous best was a 16-yard return vs. Miami on Nov. 8, 2009.

JULIAN EDELMAN SETS FRANCHISE RECORD WITH A 94-YARD PUNT RETURN FOR A TOUCHDOWN

WR Julian Edelman set a franchise record with a 94-yard punt return for a touchdown in the second quarter vs. Miami (01/02/11). The Patriots' previous longest punt return was an 89-yard touchdown return by Mike Haynes vs. Buffalo on Nov. 7, 1976. Edelman returned his second career punt for a touchdown vs. Kansas City on Nov. 21, 2011 with a 72-yard return. He was named AFC Special Teams Player of the Week for his performance against Kansas City. He scored his third punt return for a touchdown with a 68-yarder vs. Indianapolis (11/18/12) to tie a franchise record.



Most Punt Return Touchdowns/Patriots Career

3 Julian Edelman

3 Troy Brown
3 Irving Fryar
2 Mike Haynes

EDELMAN SETS PATRIOTS RECORD FOR BEST PUNT RETURN AVERAGE IN A SEASON

Edelman set a franchise record for the best punt return average in a single season with a 15.3-yard punt return average in 2010. The previous best was a 14.8 punt return average by Mack Herron in 1974. Edelman led the AFC and finished second in the NFL with a 15.3 punt return average. Chicago's Devin Hester led the NFL with a 17.1-yard average. He enters this week second in the NFL with a 15.9-yard average. Buffalo's Leodis McKelvin is in first with a 20.9-yard average.

Patriots Best Punt Return Average/Season

| Player | Punt Rt Avg. | Year |
|-----------------------|--------------|-------------|
| Julian Edelman | 15.3 | 2010 |
| Mack Herron | 14.8 | 1974 |
| Troy Brown | 14.2 | 2001 |

EDELMAN HAS HIGHEST PUNT RETURN AVERAGE IN TEAM HISTORY

Edelman has returned 72 punts for 943 yards during his Patriots' career and is first in team history with a 13.1 average. The NFL all-time leader (min. of 75 returns) is 12.8 by George McAfee of Chicago (1940-41, 45-50) with 112 returns for 1,431 yards. Edelman needs three more returns to qualify for the all-time lead in NFL history.

HIGHEST PUNT RETURN AVERAGE, PATRIOTS CAREER (20 Returns)

| Player | Punt Rt Avg. | Year |
|-----------------------|--------------|------------------------|
| Julian Edelman | 13.1 | 2009-12(72-943) |
| Mack Herron | 12.0 | 1973-75 (74-888) |
| Carl Garrett | 11.3 | 1969-72 (43-487) |
| Wes Welker | 10.7 | 2007-12 (98-1,050) |



PATRIOTS OFFENSIVE NOTES

EDELMAN IS FIRST PATRIOTS PLAYER WITH TWO PUNT RETURNS OF 40 YARDS IN THE SAME GAME

Edelman had a 68-yard punt that he returned for a touchdown and a 49-yard return vs. Indianapolis (11/18/12). He is the first player in team history with two punt returns of 40 or more yards in the same game. Troy Brown came close in 2000 when he had returns of 39 and 66 against Tampa Bay.

EDELMAN BREAKS FOR A 47-YARD RUN IN THE FOURTH QUARTER; LONGEST RUN BY A PATS WIDE RECEIVER

Edelman had a 47-yard run in the fourth quarter vs. Indianapolis (11/18/12). It was the longest run from scrimmage for the Patriots in 2012, topping Steven Ridley's 41-yard run against St. Louis in London on Oct. 28. It is the longest run ever by a Patriots receiver, topping Troy Brown's 35-yard run vs. Tampa Bay on Sept. 3, 2000. It is the longest run by a Patriots player since Sammy Morris had a 55-yard run on Dec. 27, 2009 vs. Jacksonville.

EDELMAN GOES FROM STANDOUT QB TO WR

Edelman began his college football career with a year at the College of San Mateo (Calif.) before transferring to Kent State where as a senior he completed 56% of his passes (153 of 275 passes for 1,820 yards) with 13 touchdowns. He was also the leading rusher, gaining 1,551 yards on 215 attempts (an average of 7.5 yards per carry) and scoring 13 touchdowns. His offensive numbers broke Kent State's single-season record for total offense set by Joshua Cribbs in 2003.

EDELMAN GOES ON DEFENSE

Late in the fourth quarter of the Patriots' 37-16 win at the Jets (11/13) last season, Edelman was pressed into service on defense and registered his first NFL tackle when he laid a hard hit on RB LaDainian Tomlinson. He continued to see action on defense throughout the season and finished the year with 14 total tackles.

GRONKOWSKI SETS NFL RECORD FOR RECEIVING YARDS BY A TIGHT END

Rob Gronkowski finished the 2011 season with 1,327 receiving yards, surpassing San Diego's Kellen Winslow's 1980 record of 1,290 receiving yards for most receiving yards in a season by a tight end. New Orleans' Jimmy Graham also broke Winslow's old record, but finished with 1,310 receiving yards, 17 shy of Gronkowski's new record.



Most Receiving Yards by Tight End in the NFL

| Player | Yards | Year |
|----------------------------|--------------|-------------|
| Rob Gronkowski | 1,327 | 2011 |
| Jimmy Graham (NO) | 1,310 | 2011 |
| Kellen Winslow (SD) | 1,290 | 1980 |
| Tony Gonzalez (KC) | 1,258 | 2004 |
| Todd Christensen (Raiders) | 1,247 | 1983 |
| Jackie Smith (STL) | 1,205 | 1967 |
| Tony Gonzalez (KC) | 1,203 | 2000 |
| Pete Retzlaff (PHI) | 1,190 | 1965 |
| Ben Coates (NE) | 1,174 | 1994 |

Most Receiving Yards by a Patriots Tight End

| Player | Yards | Year |
|-----------------------|--------------|-------------|
| Rob Gronkowski | 1,327 | 2011 |
| Ben Coates | 1,174 | 1994 |
| Ben Coates | 915 | 1995 |
| Aaron Hernandez | 910 | 2011 |
| Marv Cook | 808 | 1991 |
| Don Hasselbeck | 808 | 1981 |

Most Receptions by a Patriots Tight End

| Player | Rec. | Year |
|-----------------------|-----------|-------------|
| Ben Coates | 96 | 1994 |
| Rob Gronkowski | 90 | 2011 |
| Ben Coates | 84 | 1995 |
| Marv Cook | 82 | 1991 |
| Aaron Hernandez | 79 | 2011 |

GRONKOWSKI SETS NFL MARK FOR TOUCHDOWNS BY A TIGHT END IN A SEASON

Gronkowski set an NFL record for most touchdowns by a tight end with 18 over all touchdowns (17 receiving and 1 rushing). Gronkowski passed the old mark of 13 receiving touchdowns by Vernon Davis (SF in 2009) and Antonio Gates (SD in 2004). In addition to his 17 touchdown receptions, Gronkowski scored on a lateral in the third quarter vs. Indianapolis (12/4/11) on his first career rushing play.

MOST TOTAL TDs BY A TIGHT END IN A SINGLE NFL SEASON

| | NE | 2011 | (17 pass, 1 rush) |
|----|-----------------------|------|-------------------|
| 18 | Rob Gronkowski | | |
| 13 | Vernon Davis | SF | 2009 (13 pass) |
| 13 | Antonio Gates | SD | 2004 (13 pass) |

MOST TD RECEPTIONS BY A TIGHT END IN A SINGLE NFL SEASON

| | NE | 2011 |
|----|-----------------------|---------|
| 17 | Rob Gronkowski | |
| 13 | Vernon Davis | SF 2009 |
| 13 | Antonio Gates | SD 2004 |

GRONKOWSKI SECOND PATRIOTS TIGHT END TO REACH 1,000 YARDS

Gronkowski became the second tight end in New England Patriots history to go over 1,000 receiving yards in 2011. He moved past TE Ben Coates (1,174 yards in 1994) to set the franchise record for most receiving yards by a Patriots tight end with 1,327 yards. He is the seventh tight end in NFL history to reach 1,200 yards.

GRONKOWSKI BECOMES FIRST PATRIOTS TIGHT END TO RECORD A RUSHING TOUCHDOWN

Gronkowski scored a 2-yard touchdown on a lateral from Tom Brady in the third quarter vs. Indianapolis (12/4/11), becoming the first tight end in Patriots history to score a rushing touchdown. Gronkowski is the first NFL tight end to score a rushing touchdown since Tennessee's Bo Scaife had a 31-yard scoring run against Baltimore on Nov. 12, 2006. He is the first tight end since the 1970 merger to have two receiving touchdowns and a rushing touchdown in the same game.

LED AFC IN SCORING IN 2011; FIRST TIME THAT A TE HAS LED A CONFERENCE IN SCORING

Gronkowski led the AFC in scoring among non-kickers with 108 points in 2011 and finished second in the NFL to Philadelphia's LeSean McCoy, who had 120 points. It is the first time in NFL history that a tight end has led his conference in scoring and the first time a tight end has led the NFL in touchdown receptions (17).

BACK-TO-BACK 10 TOUCHDOWN SEASONS

Gronkowski has 10 touchdowns in 2012. He scored 10 touchdowns in 2010 and then scored 18 touchdowns in 2011. Gronkowski joins Randy Moss (2007, 2008 and 2009) and Corey Dillon (2004, 2005, 2006) as the only Patriots with three straight 10-plus touchdown seasons and three 10-plus touchdown seasons overall.

CONSECUTIVE 10-PLUS TD SEASONS / PATRIOTS HISTORY

- 3 Rob Gronkowski - 2010, 2011, 2012**
- 3 Randy Moss - 2007, 2008, 2009
- 3 Corey Dillon - 2004, 2005, 2006
- 2 BenJarvus Green-Ellis - 2010, 2011
- 2 Curtis Martin - 1995, 1996

MOST 10-PLUS TOUCHDOWN SEASONS / PATRIOTS HISTORY

- 3 Rob Gronkowski - 2001, 2011, 2012**
- 3 Randy Moss - 2007, 2008, 2009
- 3 Corey Dillon - 2004, 2005, 2006
- 2 BenJarvus Green-Ellis - 2010, 2011
- 2 Curtis Martin - 1995, 1996
- 2 Stanley Morgan - 1979, 1986

GRONKOWSKI IS FIRST TIGHT END WITH THREE STRAIGHT 10-PLUS TOUCHDOWN SEASONS

Gronkowski has 10 touchdowns through 12 games in 2012 and is the first tight end in NFL history to have three straight 10-plus touchdown seasons.

CONSECUTIVE 10-PLUS TD SEASON BY A TE/NFL HISTORY

- Rob Gronkowski 10 in 2010, 18 in 2011, 10 in 2012**
- Antonio Gates 13 in 2004 and 10 in 2005



PATRIOTS OFFENSIVE NOTES

GRONKOWSKI IS SECOND IN NFL HISTORY TO RUSH FOR A TD, CATCH A TD, RECORD A TACKLE AND RETURN A KICKOFF IN THE SAME SEASON

In 2011, Gronkowski became the second tight end in NFL history to rush for a touchdown, catch a touchdown, record a tackle and return a kickoff in the same season. Bo Scaife was the first to accomplish the feat in 2006 with Tennessee.

GRONKOWSKI REACHED 20 TDS IN FEWEST GAMES AMONG TEs IN NFL HISTORY

Gronkowski reached the 20 touchdown mark in just 26 career games, the fewest games among tight ends in NFL history.

THE TIGHT ENDS TO REACH 20 TOUCHDOWN RECEPTIONS IN THE FEWEST GAMES

| Player | Team | Games to 20 TD catches |
|-----------------------|-----------------|------------------------|
| Rob Gronkowski | Patriots | 26 |
| Mike Ditka | Chicago | 31 |
| Kellen Winslow | San Diego | 35 |
| Antonio Gates | San Diego | 37 |

GRONKOWSKI IS SECOND ON PATRIOTS LIST FOR TOUCHDOWNS BY A TIGHT END

Most Receiving Touchdowns by a Patriots Tight End

| Player | TD | Years |
|-----------------------|-----------|---------------------|
| Ben Coates | 50 | 1991-99 |
| Rob Gronkowski | 37 | 2010-Present |
| Russ Francis | 28 | 1975-80, 87-88 |
| Ben Watson | 20 | 2004-09 |

MOST TD CATCHES BY A PATS TIGHT END

MOST TOUCHDOWN CATCHES IN A SEASON BY A PATRIOTS TIGHT END

| Player | Year | Rec | Yds | Avg | Lg | TD |
|-----------------------|-------------|-----------|-------------|-------------|------------|-----------|
| Rob Gronkowski | 2011 | 90 | 1327 | 14.7 | 52t | 17 |
| Rob Gronkowski | 2010 | 42 | 546 | 13 | 28 | 10 |
| Ben Coates | 1996 | 62 | 682 | 11 | 84t | 9 |

GRONKOWSKI'S 18 OVERALL TDS ARE SECOND MOST BY A PATRIOT IN A SEASON

Gronkowski finished the 2011 season with 18 overall touchdowns (17 receiving, 1 rushing). His 18 overall touchdowns passed Curtis Martin (17 overall in 1996) for the second highest single season total in Patriots history. Randy Moss had a franchise record 23 total touchdowns in 2007.

PATRIOTS RECORD BOOK / MOST TOUCHDOWNS IN A SEASON

| Player | Season | TDs |
|-----------------------|-------------|-----------|
| Randy Moss | 2007 | 23 |
| Rob Gronkowski | 2011 | 18 |
| Curtis Martin | 1996 | 17 |

13TH TIME AN NFL TIGHT END HAS 90 RECEPTIONS

Gronkowski finished the 2011 season with 90 receptions, posting the 13th season with 90 or more receptions by a tight end. New Orleans' Jimmy Graham (99) also eclipsed the 90- reception plateau last season.

GRONKOWSKI: NFL TIGHT END RECORD OF SEVEN GAMES OF TWO OR MORE TDS IN 2011

Gronkowski's seven games with two or more touchdowns in 2011 are an NFL record for a tight end. Antonio Gates (San Diego in 2004) and Jerry Smith (Washington in 1967) each had four two-touchdown games. The NFL record for most two-plus touchdown reception games in a season is eight by Randy Moss with the Patriots in 2007. Gronkowski's is tied with Cris Carter (1995) and Jerry Rice (1987) for the second most games with two or more touchdowns in a single season. Gronkowski has 12 such games in his NFL career and three in 2012.

MOST GAMES WITH 2+ TD RECEPTIONS/SEASON

| | | |
|----------|----------------------------------|-------------|
| 8 | Randy Moss (Patriots) | 2007 |
| 7 | Rob Gronkowski (Patriots) | 2011 |
| 7 | Cris Carter (Minnesota) | 1995 |
| 7 | Jerry Rice (San Francisco) | 1987 |

GRONKOWSKI LEADS ALL NFL PLAYERS WITH 37 TOUCHDOWN RECEPTIONS SINCE 2010

Gronkowski's 37 touchdown receptions since the start of the 2010 season are the most among all NFL players during that span. Gronkowski's 38 overall touchdowns since 2010 are second, behind Arian Foster's 45 touchdowns.

Most Touchdowns Reception by a Tight End Since 2010

| Player | Touchdowns |
|------------------------|------------|
| Rob Gronkowski | 37 |
| Jimmy Graham | 24 |
| Antonio Gates | 21 |
| Tony Gonzalez | 20 |
| Vernon Davis | 18 |
| Aaron Hernandez | 15 |
| Jason Witten | 15 |

Most Touchdown Reception Since 2010

| Player | Touchdowns |
|-----------------------|------------|
| Rob Gronkowski | 37 |
| Calvin Johnson | 33 |

GRONKOWSKI SETS TEAM MARK WITH A TD REC. IN SIX STRAIGHT GAMES

Gronkowski set a franchise record with a touchdown reception in six straight games at Washington (12/11/11). The Patriots record for most consecutive games with at least one touchdown overall is seven by Curtis Martin.

GRONKOWSKI HAS 9 CAREER 100-YARD GAMES

Gronkowski registered his ninth career 100-yard game and his third of the 2012 season after finishing with 137 yards on seven receptions vs. Indianapolis (11/18/12). In 2011, Gronkowski tied a team mark for a tight end with five 100-yard games. Ben Coates had five 100-yard games in 1994. Gronkowski needs one more 100-yard game to break tie with Ben Coates (9) for the most in team history for a tight end.

Most 100-yard Games by a Patriots Tight End

| Player | 100-Yard Games |
|-----------------------|----------------|
| Rob Gronkowski | 9 |
| Ben Coates | 9 |

ALL IN THE FAMILY

Rob Gronkowski grew up playing football against his brothers in the backyard. Two of his brothers have NFL playing experience. Dan Gronkowski, finished the 2011 season with Cleveland after spending part of the season with the Patriots. He also spent time with Detroit (2009) and Denver (2010). Chris is currently playing for Denver after spending 2010 with Dallas and 2011 with Indianapolis. The Gronkowskis are among 23 different sets of three brothers to have played in the NFL and join nine other families with at least three brothers in the NFL playing at the same time. (Dan is currently out of the NFL).

| Family | Brothers | Yr. in NFL at Same Time |
|-------------------|----------------------------------|-------------------------|
| Gronkowski | Rob, Dan, Chris | 2010- 2011 |
| Baldinger | Brian, Gary, Rich | 1986-88, 90-92 |
| Browner | Joey, Keith, Ross | 1984-87 |
| Olsen | Merlin, Phil, Orrin | 1976 |
| Saul | Rich, Bill, Ron | 1970 |
| Richardson | Gloster, Tom, Willie | 1969 |
| Rooney | Bill, Cobb, Joe | 1924-27 |
| Kinderdine | Hobby, Shine, Walt | 1924 |
| Nesser | Al, Frank, Fred, John, Phil, Ted | 1921 |

GRONKOWSKI'S 37 TDS ARE THIRD MOST IN FIRST THREE NFL SEASONS

Most Touchdown Catches First Three NFL seasons

| No. | Player |
|-----------|--|
| 43 | Randy Moss (Minnesota – 17, 11 and 15) |
| 40 | Jerry Rice (SF -3, 15 and 22) |
| 37 | Rob Gronkowski (10, 17 and 10) |

Gronkowski has 37 touchdown receptions and 38 touchdowns overall in his first 42 NFL games since entering the NFL in 2010. The NFL record for most overall touchdowns in a player's first three NFL seasons is 47 by Barry Sanders (43 rushing and 4 receiving) and the record for most touchdown receptions in a player's first three NFL seasons is 43 by Randy Moss.



WR Wes Welker News & Notes

WELKER LEADS NFL IN RECEPTIONS SINCE 2007

Wes Welker leads the NFL with 646 receptions since the start of 2007. Welker led the NFL in 2011 with 122 receptions and led the AFC and finished second in the NFL with 1,569 receiving yards. He had 22 more receptions than the next wide receiver (Roddy White (ATL) with 100). He enters this week first in the NFL with 92 receptions and seventh in receiving yards with 1,064.



2007-PRESENT NFL REC. LEADERS

| Player | Team | Rec. | Yds | TD |
|-------------------|-------------|------------|--------------|-----------|
| Wes Welker | NE | 646 | 7,169 | 35 |
| Brandon Marshall | DEN/MIA/CHI | 565 | 7,120 | 40 |
| Reggie Wayne | IND | 560 | 7,390 | 39 |
| Roddy White | ATL | 539 | 7,445 | 46 |

WELKER BECOMES PATRIOTS ALL-TIME RECEPTION LEADER

Welker became the Patriots' all-time leader in receptions on a 25-yard pass from Tom Brady vs. Arizona (9/16/12) in the second quarter. The catch was the 558th of Welker's Patriots career, moving him past Troy Brown (557). Welker now has 646 receptions as a member of the Patriots. On Nov. 13, 2011 vs. the New York Jets, Welker became the third Patriots player to reach 500 receptions as a member of the Patriots, joining Troy Brown (557) and Stanley Morgan (534).

WELKER PASSES TROY BROWN TO MOVE INTO SECOND ON THE PATRIOTS RECEIVING LIST

Wes Welker (7,169 receiving yards) moved past Troy Brown (6,366) into second place on the New England all-time receiving yards list on a 9-yard reception from Tom Brady in the second quarter at Buffalo (9/30/12). Stanley Morgan is in first place with 10,352 yards. Welker entered the game needing 11 yards to move past Troy Brown.

WELKER TIED WITH JERRY RICE WITH 17 10-PLUS RECEPTION GAMES

Welker now has 17 10-plus reception games in his career, including three in 2012.

Most Games with 10+ receptions/Active Players

| | |
|----------------------|---------------------|
| 17 Wes Welker | 15 Brandon Marshall |
| 16 Andre Johnson | 13 Tony Gonzalez |
| 15 Reggie Wayne | 12 Anquan Boldin |

MOST GAMES WITH 10+ RECEPTIONS IN NFL HISTORY

| | |
|----------------------|------------------|
| 17 Wes Welker | 14 Cris Carter |
| 17 Jerry Rice | 13 Tim Brown |
| 16 Marvin Harrison | 13 Tony Gonzalez |
| 16 Andre Johnson | 12 Anquan Boldin |
| 15 Reggie Wayne | |
| 15 Brandon Marshall | |

WELKER SETS NFL RECORD FOR THE MOST 10-CATCH, 100-YARD GAMES IN NFL HISTORY

Welker had 12 receptions for 103 yards at Miami (12/02/12) to set the NFL record with his 16th NFL game with 10 receptions and 100 yards receiving, moving past Jerry Rice (15) and Andre Johnson (15).

WELKER IS STREAKING

Welker has a streak of 106 straight regular-season games with at least one reception. He has caught at least one pass in each of his 96 games with the Patriots, including seven postseason games. The last time that Welker did not catch a pass in a game was December 24, 2005 when he was with Miami.

LONGEST CURRENT STREAKS / CONSECUTIVE GAMES WITH A RECEPTION

| No. | Player |
|------------|-------------------|
| 191 | Tony Gonzalez |
| 129 | Larry Fitzgerald |
| 108 | Reggie Wayne |
| 106 | Wes Welker |
| 105 | Anquan Boldin |

WELKER EXTENDS PATRIOTS RECORD WITH HIS FIFTH 1,000YARD SEASON

Welker reached 1,000 yards for the fifth time as a member of the Patriots in the win over Miami on Dec. 2, 2012. The five 1,000-yard seasons are the most by a Patriots receiver.

MOST 1,000-YARD RECEIVING SEASONS IN PATRIOTS HISTORY

5 Wes Welker (2007-09, 11-12)

3 Randy Moss (2007-09)

3 Stanley Morgan (1979, 1981, 1986)

WELKER SETS FRANCHISE RECORD IN 2011; ON PACE IN 2012 FOR OVER 1,400 YARDS

Wes Welker had a career-high of 1,569 receiving yards in 2011 for a new franchise record. He surpassed Randy Moss, who had 1,493 yards in 2007. He is seventh in the NFL so far in 2012 with 1,064 receiving yards and is on pace to finish with 1,419 receiving yards.

PATRIOTS SINGLE-SEASON RECEIVING YARD LEADERS

| Player | Season | Yds | Rec. | TD |
|-------------------|-------------|-------------|------------|----------|
| Wes Welker | 2011 | 1569 | 122 | 9 |
| Randy Moss | 2007 | 1493 | 98 | 23 |
| Stanley Morgan | 1986 | 1491 | 84 | 10 |
| Wes Welker | 2009 | 1348 | 123 | 4 |
| Rob Gronkowski | 2011 | 1327 | 90 | 17 |

WELKER SETS PERSONAL BEST WITH NINE TOUCHDOWNS IN 2011

Welker caught a 24-yard touchdown in the third quarter at Washington (12/11/11) for his personal-best ninth touchdown of the season. His previous best was eight touchdowns in 2007.

WELKER BECOMES 2ND PLAYER IN NFL HISTORY WITH TWO 120-CATCH SEASONS; ON PACE FOR 123 IN 2012

Welker led the NFL with 122 receptions in 2011, a total that is tied for the fourth-highest single-season total in NFL history. The 120-plus catch season was the second time in Welker's career he has passed the 120-reception mark (123 in 2009 and 122 in 2011), joining Cris Carter (122 in 1995 and 122 in 1994) as the only players to have 120-plus receptions twice in a career. Welker has 92 receptions so far in 2012 and is on pace for 123.

MOST RECEPTIONS IN A SEASON

| Player | Team | Year | Receptions |
|-------------------|--------------------|-------------|------------|
| Marvin Harrison | Indianapolis | 2002 | 143 |
| Wes Welker | New England | 2009 | 123 |
| Herman Moore | Detroit | 1995 | 123 |
| Wes Welker | New England | 2011 | 122 |
| Cris Carter | Minnesota | 1995 | 122 |
| Cris Carter | Minnesota | 1994 | 122 |
| Jerry Rice | San Francisco | 1995 | 122 |

Most receptions in a season by a Patriots Player

| Player | Year | Receptions |
|-------------------|-------------|------------|
| Wes Welker | 2009 | 123 |
| Wes Welker | 2011 | 122 |
| Wes Welker | 2007 | 112 |
| Wes Welker | 2008 | 111 |
| Troy Brown | 2001 | 101 |

WELKER LED TEAM IN RECEPTIONS FOR FIFTH STRAIGHT YEAR

Wes Welker became the first Patriots player to lead the team in receiving in four straight years after finishing 2010 with 86 receptions. He led the team for a fifth straight season with 122 receptions in 2011. He has now led the team in receiving yards four straight seasons.

WELKER HAD THREE STRAIGHT 100 CATCH AND 1,000 YARD SEASONS

Welker registered his third straight season with at least 100 receptions (123) and 1,000 receiving yards (1,348) in 2009. Only four other NFL players have had three consecutive seasons of at least 100 receptions and 1,000 yards receiving: Marvin Harrison (4, 1999-02), Brandon Marshall (3, 2007-09), Herman Moore (3, 1995-97) and Jerry Rice (3, 1994-96).



WR Wes Welker News & Notes

WELKER FINISHED WITH JUST UNDER 8 RECEPTIONS PER GAME IN 2011

Welker averaged 7.6 receptions per game in 2011, totaling 122 receptions in 16 games. The NFL record for highest average per game in a season is 8.9 by Marvin Harrison in 2002. Harrison in 2002 and Welker in 2009 with 8.8 are the only NFL players to average 8.0 or more receptions per game. Welker is averaging 7.7 receptions per game so far in 2012.

NFL Highest Average Per Game/Season

| Player | Season | Average |
|--------------------------------|-------------|------------|
| Marvin Harrison (Indianapolis) | 2002 | 8.9 |
| Wes Welker (Patriots) | 2009 | 8.8 |
| Herman Moore (Detroit) | 1995 | 7.7 |
| Lionel Taylor (Denver) | 1960 | 7.7 |
| Wes Welker (Patriots) | 2011 | 7.6 |
| Cris Carter (Minnesota) | 1994 | 7.6 |
| Cris Carter (Minnesota) | 1995 | 7.6 |
| Jerry Rice (San Francisco) | 1995 | 7.6 |

WELKER: 7.3 CATCHES PER GAME SINCE 2007

Wes Welker is averaging 7.3 receptions per game since joining New England in 2007. His 7.3 average is the highest in the NFL during that time.

MOST RECEPTIONS PER GAME SINCE 2007 (Minimum-20 games)

| Player | Team | Average |
|-------------------|-----------------------------|------------|
| Wes Welker | New England Patriots | 7.3 |
| Andre Johnson | Houston Texans | 6.4 |
| Brandon Marshall | Denver/Miami/Chicago | 6.4 |
| Reggie Wayne | Indianapolis | 6.1 |

EIGHTH TIME IN NFL HISTORY A PLAYER REACHES 1,000 YARDS IN THE NINTH GAME

Welker reached 1,000 yards in the ninth game of the 2011 season. It is an accomplishment that has happened just eight times in NFL history since the 1970 merger and for the first time since Torry Holt accomplished the feat with St. Louis in 2003. Isaac Bruce accomplished the feat two times. All eight times the accomplishment was reached in the ninth game of the season.

PLAYERS WHO REACHED 1,000 RECEIVING YARDS BY TEAMS NINTH GAME OF THE SEASON

| Player | Team | Year |
|-------------------|-----------------|-------------|
| Wes Welker | Patriots | 2011 |
| Torry Holt | St. Louis | 2003 |
| Isaac Bruce | St. Louis | 2000 |
| Marvin Harrison | Indianapolis | 2000 |
| Isaac Bruce | St. Louis | 1995 |
| Michael Irvin | Dallas | 1995 |
| Jerry Rice | San Francisco | 1990 |
| Wes Chandler | San Diego | 1982 |

WELKER BECOMES FASTEST PLAYER IN NFL HISTORY TO REACH 500 RECEPTIONS WITH ONE TEAM

Welker reached 500 receptions as a member of the Patriots in his 70th game with the team and became the fastest player to record 500 receptions with one team, surpassing Anquan Boldin (80 games with Arizona). He is the fourth player in NFL history with at least 500 catches in a five-year span. Only Marvin Harrison (five times), Cris Carter (twice) and Pro Football Hall of Famer Jerry Rice (once) have accomplished the feat.

THE PLAYERS TO REACH 500 RECEPTIONS WITH ONE TEAM IN THE FEWEST GAMES

| Player | Team | Games |
|-------------------|--------------------|-----------|
| Wes Welker | New England | 70 |
| Anquan Boldin | Arizona | 80 |

WELKER HAS 28 100-YARD GAMES

Welker has 28 100-yard games, second in Patriots' history to the 38 100-yard games by Stanley Morgan. Welker has nine games with 100-yards in a half, with six first half 100-yard games and three second half 100-yard games.

WELKER JOINS RICE AND HARRISON WITH FOURTH 100-RECEPTION SEASON

Welker reached 100 receptions for the season in 2011 and became the third player in NFL history with four 100-catch seasons. Welker joins Marvin Harrison and Jerry Rice as the only players with four 100-reception seasons. Welker (92) needs eight receptions to become the first player in NFL history with five 100-catch seasons.

MOST 100-RECEPTIONS SEASON IN NFL HISTORY

| Player | 100-reception seasons |
|-------------------|-----------------------|
| Wes Welker | 4 |
| Marvin Harrison | 4 |
| Jerry Rice | 4 |
| Brandon Marshall | 3 |
| Herman Moore | 3 |
| Andre Johnson | 3 |
| Reggie Wayne | 3 |

WELKER TIES NFL RECORD FOR 10-PLUS CATCH GAMES IN A SEASON WITH SEVEN IN 2009

Welker had seven 10-plus reception games in 2009 season to tie the NFL record for most 10-plus reception games in a single season. Andre Johnson of Houston had seven 10-plus reception games in 2008.

PATRIOTS MOST GAMES WITH 10-PLUS CATCHES No. of 10-plus reception games for the Patriots

| | |
|-------------------|-----------|
| Wes Welker | 16 |
| Ben Coates | 5 |
| Troy Brown | 5 |

WELKER TIES NFL RECORD WITH THREE GAMES OF 8 RECEPTIONS, 150 YARDS AND A TD

Welker is tied with six other players as the only players in NFL history to have at least eight receptions, 150 receiving yards and at least one touchdown three times in a single season with three such games in 2011.

PLAYERS TIED FOR NFL RECORD OF THREE GAMES WITH 8+ REC, 150+ YDS, AND 1+ TD IN A SINGLE SEASON

| | |
|-------------------|-------------|
| Wes Welker | 2011 |
| Randy Moss | 2003 |
| Tim Brown | 1995 |
| Isaac Bruce | 1995 |
| Jerry Rice | 1993 |
| Sterling Sharpe | 1989 |
| Roy Green | 1984 |

WELKER SETS FRANCHISE RECORDS

Welker had a career-high 217 receiving yards to set a franchise record at Buffalo (9/25/11). The previous record was set by Terry Glenn when he had 214 at Cleveland on Oct. 3, 1999. It is the second 200-yard performance in franchise history. Welker's previous best was 192 yards vs. the New York Jets (11/22/09). Welker's 16 receptions at Buffalo are also a personal best and are tied with Troy Brown for the franchise mark. Brown had 16 vs. Kansas City on Sept. 22, 2001. Welker's previous best were the 15 he had vs. the New York Jets (11/22/09).

WELKER IS NFL LEADER IN YARDS AFTER THE CATCH SINCE 2007

Wes Welker leads the NFL with 3,818 yards after the catch since 2007, 1,037 yards ahead of second place player, Ray Rice of Baltimore with 2,781 yards.

2007-PRESENT NFL REC. LEADERS

| Player | Team | Yards After the Catch |
|-------------------|-----------------------|-----------------------|
| Wes Welker | NE | 3,818 |
| Ray Rice | Baltimore | 2,781 |
| Darren Sproles | San Diego/New Orleans | 2,638 |

WELKER TIES MARK WITH FOUR STRAIGHT 100-YARD GAMES

Welker had a string of four straight 100-yard games in 2012 to tie the team mark. Randy Moss opened his Patriots career with four straight 100-yard games in 2007.



PATRIOTS OFFENSIVE NOTES

GRONKOWSKI IS ONE OF FIVE NFL TIGHT ENDS WITH 90-PLUS RECEPTIONS, 1000-PLUS YARDS AND 10-PLUS TOUCHDOWNS IN A SINGLE SEASON

In 2011, Rob Gronkowski joined Dallas Clark, Jimmy Graham, Tony Gonzalez and Todd Christensen, as the only tight ends in NFL history with 90-plus receptions, 1,000-plus yards and 10-plus touchdown receptions in a single season.

TIGHT ENDS WITH 90-PLUS RECEPTIONS, 1000-PLUS YARDS AND 10-PLUS TOUCHDOWNS IN A SEASON

| Player | Rec. | Yards | TDs | Year |
|----------------------------|-----------|--------------|-----------|-------------|
| Rob Gronkowski (NE) | 90 | 1,327 | 17 | 2011 |
| Jimmy Graham (NO) | 99 | 1,310 | 11 | 2011 |
| Dallas Clark (IND) | 100 | 1,106 | 10 | 2009 |
| Tony Gonzalez (KC) | 96 | 1,058 | 10 | 2008 |
| Todd Christensen (LAR) | 92 | 1,247 | 12 | 1983 |

TIGHT END TANDEM

Ron Gronkowski (90) and Aaron Hernandez (79) combined for 169 receptions in 2011, the most by a pair of tight ends in the same season in NFL history. Jason Witten (94) and Martellus Bennett (33) combined for 127 in 2010 with Dallas for the second most. Gronkowski and Hernandez combined yardage total of 2,237 in 2011 is the most by any tight end pair in NFL history.

Most Receptions by Tight Ends, NFL History

2011 Patriots 169

| | | |
|------|-----------|-----|
| 1984 | San Diego | 163 |
| 2005 | Tennessee | 149 |

Most Receiving Yards by Tight Ends, NFL History

2011 Patriots 2,237

| | | |
|------|-----------|-------|
| 1984 | San Diego | 1,927 |
| 1983 | San Diego | 1,886 |

TIGHT ENDS COMBINE FOR 24 TDS IN 2011

Gronkowski (17) and Hernandez (7) combined for 24 touchdown receptions. In 2010, Gronkowski had 10 touchdown catches, while Hernandez had six. It is the first time in NFL history a tight end tandem has had five or more touchdowns in consecutive seasons.

AARON HERNANDEZ LEARNS FROM HIS BROTHER

The relationship between Aaron Hernandez and his older brother D.J. has taken on many roles over the years: sibling, teammate, role model and surrogate father. They played high school football together – D.J. the star senior quarterback and Aaron, the athletic, but not quite ready, freshman. When their father passed away when Aaron was 17, he relied on his brother even more. "I just followed my brother's footsteps," he told the *Providence Journal*. "I just tried to follow his work ethic because he did everything the right way. He was always successful." D.J., now a graduate assistant at the University of Miami, has tried to instill hard work and perseverance in his younger brother. It's paying off, as Aaron continues to thrive in the Patriots offense.



AARON HERNANDEZ ON HOW BEING A PATRIOT HAS CHANGED HIM

"This is a place that not only did it change my future from them paying me, but it just changed me as a person," he said. "You can't come here and act reckless and do your own stuff, and [I] was one of the persons that when I came here, I might've acted the way I wanted to act, but you get changed by Bill Belichick's way. You get changed by the Patriots' way. Now that I'm a Patriot, I have to start living like one, and making the right decisions for them."

MANKINS GOT A UNIQUE RIDE TO THE AFC CHAMPIONSHIP GAME

Logan Mankins' car wouldn't start when he was leaving the team hotel to head to last season's AFC Championship Game. He went back into the hotel lobby with plans to call a car service for help, but he ran into fans dressed in Patriots apparel and asked if they were going to the game and if they could give him a ride. The fans planned on parking at their usual spot across from the stadium but Mankins was able to return the favor of a ride for premium parking right next to the stadium.

STEVAN RIDLEY GOES OVER 1,000 YARDS RUSHING IN 2012

Stevan Ridley (1,010) reached 1,000 yards in 2012 to give New England its 15th 1,000-yard rushing season. He is the 12th Patriots player to reach 1,000 yards. Ridley entered the game at Miami (12/2/12) needing 61 yards and gained 71 yards.

PATRIOTS WITH 1,000 YARDS RUSHING IN A SEASON

| Player | Yards | Year |
|-----------------------|--------------|-------------|
| Stevan Ridley | 1,010 | 2012 |
| BenJarvus Green-Ellis | 1,008 | 2010 |
| Corey Dillon | 1,635 | 2004 |
| Antowain Smith | 1,157 | 2001 |
| Robert Edwards | 1,115 | 1998 |
| Curtis Martin | 1,160 | 1997 |
| Curtis Martin | 1,152 | 1996 |
| Curtis Martin | 1,487 | 1995 |
| Leonard Russell | 1,088 | 1993 |
| John Stephens | 1,168 | 1988 |
| Craig James | 1,227 | 1985 |
| Tony Collins | 1,049 | 1983 |
| Sam Cunningham | 1,015 | 1977 |
| Jim Nance | 1,216 | 1967 |
| Jim Nance | 1,458 | 1966 |

RIDLEY STARTS STRONG

Stevan Ridley has a total of 1,010 rushing yards through 12 games this season and is ranked seventh in the NFL and second in the AFC. Ridley is on pace to total 1,347 rushing yards. That number would be the fourth best total in Patriots history and he would become the fourth Patriots player to reach 1,300 yards.

MOST YARDS RUSHING/SINGLE SEASON

| Player | Season | Yds |
|---------------|--------|-------|
| Corey Dillon | 2004 | 1,635 |
| Curtis Martin | 1995 | 1,487 |
| Jim Nance | 1966 | 1,458 |
| Craig James | 1985 | 1,227 |

RIDLEY CLOSING IN ON 10 RUSHING TOUCHDOWN SIN 2012

Stevan Ridley has 9 rushing touchdowns in 2012. If he reaches 10 touchdowns for the season it would be the 13th time in Patriots history that a running back finished a season with 10 or more touchdowns rushing. In addition, TE Rob Gronkowski has 10 touchdowns on the year. If Ridley and Gronkowski both are at 10 touchdowns it will be the third straight season and fifth time in team history that the Patriots have had two players finish with 10 or more touchdowns in a season. In 2011, RB BenJarvus Green-Ellis (11) and Rob Gronkowski (18) had 10 touchdown seasons. In 2010, Gronkowski (10) and Green-Ellis (13) had 10 touchdown seasons. In 1974, Mack Herron had 12 touchdowns (7 rushing, 5 receiving) and Sam Cunningham had 11 (9 rushing, 2 receiving). In 1976, Steve Grogan had 12 touchdowns (12 rushing) and Andy Johnson had 10 touchdowns (6 rushing, 4 receiving).



PATRIOTS OFFENSIVE/ DEFENSIVE NOTES

STEVAN RIDLEY HAS FOUR 100-YARD RUSHING DAYS IN 2012

Stevan Ridley had his first career 100-yard day in the 2012 season opener at Tennessee (9/9) with 125 yards rushing on 21 carries for a 6.0-yard average. He finished with 106 yards rushing on 22 carries for a 4.8-yard average at Buffalo (9/30), a career-high 151 rushing yards vs. Denver (10/7) and then gained 127 yards on 15 carries for an 8.5-yard average at St. Louis (10/28).

RIDLEY GOES LONG

In the season opener at Tennessee (9/9/12), Ridley had five runs of 15 or more yards (17, 17, 16, 15, 15). No Patriots running back in at least the past 25 years has done that in a single game, according to the Elias Sports Bureau. Tennessee's Chris Johnson was the last NFL player to have five runs of 15 or more yards in a game (Nov. 27, 11 vs. Tampa Bay).

2011 FIRST ROUND PICK NATE SOLDER

It only took a day for Nate Solder to decide to change from his lifelong position of tight end to tackle after playing his freshman year at Colorado as a tight end. "My coaches came to me and said, 'You'd be an all right tight end, but you'd be an even better tackle,'" he told the *Boston Globe*. "I've always wanted to be great, so that's why I moved to tackle." He added over 30 pounds after his redshirt freshman season and was named the team's starting left tackle. He played in 2,540 of 2,542 offensive plays over the next three seasons at Colorado and became an immediate contributor on the Patriots offensive line at right tackle as a rookie before moving to left tackle.

MATTHEW SLATER: LIKE FATHER LIKE SON

Matthew Slater is one of seven sons of Hall of Fame members to be drafted in NFL history.

HALL OF FAME FATHERS WITH SONS DRAFTED IN THE NFL

Jackie Slater (class of 2001) – son, Matthew Slater (NE)
 Howie Long (class of 2000) – son, Chris Long (STL)
 Bobby Bell (class of 1983) – son, Bobby Bell (NYJ)
 Tony Dorsett (class of 1994) – son, Anthony Dorsett (HOU)
 Bob Griese (class of 1990) – son, Brian Griese (DEN)
 Russ Grimm (class of 2010) – son, Cody Grimm (TB)
 Kellen Winslow (class of 1995) – son, Kellen Winslow (CLE)

DONALD THOMAS: FROM NO HIGH SCHOOL FOOTBALL TO THE NFL


Donald Thomas found football while playing basketball. A former high school baseball and basketball player who had never played football at any level, Thomas often played pickup basketball at the student gymnasium and one day found himself playing with several members of the UConn football team who convinced him to try out for the team. After meeting with coaches, Thomas walked on to the team as a defensive lineman for the scout team in 2003. He red-shirted a year before contributing on special teams. In 2007, he got his chance to play offensive guard, earning All-Big East honors before being selected in the sixth round of the 2008 draft by the Miami Dolphins.

SEBASTIAN VOLLMER MAKES HIS MARK

A native of Kaarst, Germany, Vollmer did not begin playing football until the age of 14 when he started playing for the Dusseldorf club team. Vollmer helped lead his German prep school team to two national football championships. His early football success landed him an appearance in the 2004 Global Junior Championships in San Diego, which led him to a scholarship at Houston. He spoke almost no English when he signed with Houston, but he became fluent in the language as he developed from a 250-pound tight end into a 315-pound lineman who started his final 25 games at tackle for the Cougars. Vollmer's collegiate career created interest from the NFL where the Patriots drafted him in the second round of the 2009 draft. Nicknamed "Seabass" during his playing days at Houston, a nickname that has carried over to the NFL.

WOODHEAD GOES FROM DIVISION II TO THE NFL

Danny Woodhead was a standout at Division II Chadron State in Nebraska. He averaged 178.9 yards per game and totaled 101 rushing touchdowns during his collegiate career. Woodhead's outstanding junior and senior seasons earned him two Harlon Hill Trophies, the Division II equivalent to the Heisman Trophy. He is one of just three players to ever win two or more Harlon Hill Trophies, joining Texas A&M University-Kingsville running back Johnny Bailey, who won it three times (1987-89) before playing six seasons in the NFL for the Bears, Cardinals, and Rams. Valdosta State University's Dusty Bonner was the only other player to win the Harlon Hill Trophy multiple times (2000 and 2001).



DANNY WOODHEAD SET TEAM MARK FOR RUSHING AVERAGE IN 2010

Danny Woodhead finished the 2010 season with 97 rushes for 547 yards, with his average of 5.64 yards per carry setting a new team record (minimum 90 rushing attempts). Woodhead topped Don Calhoun's previous team mark of 5.59 yards per carry in 1976 (129 attempts for 721 yards).

MOST YARDS PER CARRY / SINGLE SEASON PATRIOTS HISTORY

(Minimum 90 rushes)

| Player | Year | Gm | Rush | Yds | Avg. | Lg |
|--------------------|-------------|-----------|-----------|------------|-------------|------------|
| D. Woodhead | 2010 | 14 | 97 | 547 | 5.64 | 36t |
| Don Calhoun | 1976 | 14 | 129 | 721 | 5.59 | 54 |
| Mosi Tatupu | 1983 | 16 | 106 | 578 | 5.45 | 55 |

KYLE ARRINGTON TIED FOR NFL LEAD WITH SEVEN INTERCEPTIONS IN 2011

Kyle Arrington, who had just two interceptions during his entire college career at Hofstra, tied for the NFL lead with a career-high seven interceptions in 2011. The last Patriots player to lead the league in interceptions was Asante Samuel with 10 in 2006. Arrington had two games in 2011 with two picks: at Buffalo on Sept. 25 and vs. Kansas City on Nov. 21.

2011 NFL INTERCEPTION LEADERS

| Player | Team | Int | Yds | Avg | Lg | TD |
|-----------------------|-----------|----------|-----------|-------------|-----------|----------|
| Kyle Arrington | NE | 7 | 92 | 13.1 | 28 | 0 |
| Eric Weddle | SD | 7 | 89 | 12.7 | 26 | 0 |
| Charles Woodson | GB | 7 | 63 | 9.0 | 30t | 1 |

PATRICK CHUNG'S JOURNEY TO THE NFL

Long before S. Patrick Chung picked up flag football as a teen, his mother, Jamaican recording artist Sophia George, had preached about being a tough man in a song. Her hit single, "Girlie Girlie" – a traditional reggae song which pokes fun at a boy who was not man enough – topped the charts in 1985. Chung is aware that among his talents he was born with, such as speed and agility, singing is not one of them. Chung possesses a great sense of pride in his unique heritage – his mother is Jamaican and his father is half Jamaican and half Chinese, was born in Jamaica and moved to California at age 12 where he started to play football as a freshman in high school. Chung went on to star at Oregon, where he holds the distinction of starting more games than any other defensive player in school history with 51 starts. He originally entered the draft as a junior, but ultimately decided to return for his senior season. Pinned to the back of his locker is a reminder of the support he has gotten – a Jamaican flag that represents his family's heritage.





PATRIOTS DEFENSIVE NOTES

STEVE GREGORY WAS ABOUT TO ENTER THE POLICE ACADEMY UNTIL SAN DIEGO CALLED

Steve Gregory's father and stepmother are New York City police officers and both were on duty during the events of September 11, 2001. Following his college career at Syracuse, Gregory took the test to enter the police academy. He found out he passed the test on the same day that the San Diego Chargers called him to offer him a free agent contract.

DONT'A HIGHTOWER WEARS TEDY BRUSCHI'S JERSEY #54

As a first round draft pick, Dont'a Hightower is used to high expectations. Hightower went to training camp with jersey #45 but was switched to jersey #54 prior to the start of the regular season. Former LB Tedy Bruschi wore #54 for 13 seasons. Hightower understands the importance of the number and hopes to live up to its legacy. "I definitely feel honored to be able to wear this number," Hightower said. "I've read that Tedy didn't want it to be retired and he hoped another linebacker would come in and be able to wear this number and be able to play as well. I feel honored. Tedy was a great player, and he means a lot to this organization. I'm definitely proud to be able to wear this number."

2012 FIRST ROUND PICK CHANDLER JONES FOLLOWS IN BROTHERS' FOOTSTEPS

Chandler Jones has two brothers, including Arthur, a fifth-round NFL Draft selection by the Baltimore Ravens in 2010, who was a Syracuse defensive tackle, and Jon "Bones" Jones, a UFC fighter and the reigning Light Weight Champion.

CHANDLER'S PERK OF BEING IN THE NFL

Chandler Jones was excited to get the Madden football game and play himself. "I've always put myself in Madden manually, but now that I can actually buy the game and see myself already installed in the game, it's great."

FIRST ROUND PICKS MAKE IMPACT IN 2012 OPENER

Chandler Jones forced a fumble on a 1-yard sack of Tennessee QB Jake Locker in the first quarter and Dont'a Hightower recovered the ball and ran 6-yards for a touchdown in the season opener at Tennessee (9/9/12).

JONES HAS FIRST TWO-SACK GAME

Chandler Jones had his first NFL two-sack game at Seattle (10/14). He forced a fumble that was recovered by LB Rob Ninkovich on a 3-yard sack in the second quarter and had a 5-yard sack in the third quarter.

JONES HAS FORCED THREE FUMBLES ON SACKS

Jones now has three forced fumbles in 2012. Jones forced a fumble on a sack at Tennessee (9/9), vs. Arizona (9/16) and at Seattle (10/14).

JONES TIED FOR TEAM LEAD WITH 6.0 SACKS

Jones is tied for the team lead with 6.0 sacks. The Patriots rookie record for most sacks in a season is 10.5 by Garin Veris in 1985. The NFL rookie record is 14.5 by Jevon Kearse with Tennessee in 1999.

JONES NAMED AFC ROOKIE OF THE MONTH FOR SEPTEMBER

Jones was named the AFC Rookie of the Month for September. Jones registered three sacks in his first four games with two forced fumbles, the most sacks of any NFL rookie. His first NFL sack at Tennessee resulted in a forced fumble that was returned for a touchdown. Jones finished the month with 19 tackles, three sacks and two forced fumbles. He joins Jerod Mayo (October of 2008) as the only Patriots to be named NFL Defensive Rookie of the Month.

STILL RECEIVING THE LOVE


Kyle Love continues to receive motivation from his father, retired Army colonel Anthony Love. Every game day, his father sends him a text message with words of encouragement to get him excited. His dad has been motivating him since middle school and the message has always remained the same: "Give the coaches a reason to keep you."

KYLE LOVE 'MINI-V' FOLLOWS WILFORK

Kyle Love has been looking up to Vince Wilfork since his days at Mississippi State, when his teammates dubbed him "Mini-V" for his resemblance to the Patriots defensive tackle. The nickname led Love to closely monitor Wilfork as he finished his playing days with the Bulldogs. Little did he know that he would get the chance to watch Wilfork from an even closer perspective – lined up next to him on the Patriots defensive line. "I stay close to that guy always. Watch me out here, I'm right beside him, no matter what," Love told the *Boston Globe*. Now that they're on the same team, Wilfork has become an even bigger influence, like a big brother, according to Love.

MAYO OVER 100 TACKLES FOR THE FIFTH STRAIGHT YEAR

LB Jerod Mayo has 151 total tackles through the first 12 games of the 2012 season and has now registered 100 or more tackles in five straight years. He is the first player in New England history to register 100 tackles in his first five NFL seasons, and the fourth Patriots' player with at least five straight 100-tackle seasons.



100 Tackles in at least five consecutive seasons/Patriots

6 Fred Marion (1985-1990)

5 Jerod Mayo (2008-2012)

5 Lawyer Milloy (1997-2001)

5 Vincent Brown (1991-1995)

MAYO ON PACE 200 TACKLES IN 2012

After 12 games in 2012, Mayo leads the team with 151 tackles and is on pace to finish the season with 201 total tackles and become the third New England player to reach 200 tackles in a single season. Mayo has registered at least 10 tackles in nine out of the first 12 games, including a season-high of 20 vs. the New York Jets (10/28/12). He had a career-best with ten games in 2010 with 10 or more tackles.

Patriots Single Season Tackle Leaders All-Time

| Year | Player | Tackles |
|-------------|----------------------|------------|
| 1983 | LB Clayton Weishuhn | 229 |
| 1984 | LB Steve Nelson | 207 |
| 2010 | LB Jerod Mayo | 193 |
| 1980 | LB Steve Nelson | 186 |

MAYO IS A YOUNG LEADER

Jerod Mayo learned knowledge and discipline are the keys to success while spending afternoons with his three brothers under the supervision of their grandfather, Walter Johnson, a retired Air Force veteran of 30 years. While Mayo's mother worked two jobs, Johnson taught the boys discipline, responsibility and the value of life. Those lessons helped Mayo develop a work ethic and demeanor that has earned him the nickname of "Old Soul" from his teammates. His leadership skills and talent helped him become only the second Patriot to be named AFC Rookie of the Year, earning that title in 2008 to join Michael Haynes (1976)



PATRIOTS DEFENSIVE NOTES

DOUBLE TROUBLE: CB DEVIN MCCOURTY

After being selected by the Patriots in the first round of the 2010 NFL Draft, CB Devin McCourty became part of a select group in league history. McCourty's identical twin brother, Jason, is a cornerback with Tennessee, selected in the sixth round of the 2009 NFL Draft. The two are the 12th set of twins to play in the NFL. Devin redshirted for the 2005 season and therefore was a year behind his brother in eligibility. McCourty is the second twin to suit up for the Patriots, after CB Kato Serwanga was a member of the team from 1998-2000. His twin brother, Wasswa, played for San Francisco and Minnesota from 1999-2001. According to McCourty's mother, the two can only be told apart by tiny scars on their faces left by chickenpox. The McCourty twins are one of three active sets of twins playing in the NFL.

Current Twins Playing in the NFL

Devin (NE) and Jason McCourty (TEN)

Pat (ARI) and Paul McQuistan (SEA)

Maurkice (PIT) and Mike Pouncey (MIA)

MCCOURTY REGISTERS SECOND CAREER TWO-INTERCEPTION GAME AT BUFFALO

Devin McCourty had his second career two-interception game in the win at Buffalo on Sept. 30, 2012. He had his first interception of the 2012 season when he picked off a Ryan Fitzpatrick pass at the Buffalo 42-yard line in the first quarter. He picked off his second pass in the fourth quarter. It is McCourty's second career two-interception game. He had his first two-interception game at Detroit on Nov. 25, 2010. The Patriots are 9-0 when McCourty has at least one interception in a game.

MCCOURTY HAS A 104-YARD KICKOFF RETURN FOR A TOUCHDOWN; SECOND LONGEST IN TEAM HISTORY

Devin McCourty had a 104-yard kickoff return for a touchdown in the first quarter vs. the Jets (10/21), the second longest kickoff return in team history. Ellis Hobbs has the longest in team history with a 108-yard return for a touchdown at the New York Jets on Sept. 9, 2007. He was named AFC Special Teams Player of the Week for his performance.

Longest Kickoff return in Patriots History

Ellis Hobbs 108T at New York Jets (09-09-07)

Devin McCourty 104T vs. New York Jets (10-21-12)

NINKOVICH: WHERE DID HE COME FROM?

Rob Ninkovich's journey to the Patriots was not easy. He entered the league as a fifth-round pick by the Saints in 2006 and was waived four times by New Orleans and Miami before landing in New England on Aug. 2, 2009. He spent the 2009 offseason trying to make the New Orleans team as a long snapper. Before coming to the Patriots, he had appeared in just eight games over three years. He doubled that total in his first year in New England, appearing in 15 games in 2009 and his role on the team has grown since, earning a starting role at linebacker in 2010 and 2011 before moving to a starting role on the defensive line in 2011.



NINKOVICH SCORED AS A TE IN COLLEGE

Ninkovich played some at tight end in college at Purdue and caught two touchdown passes with a 2-yard touchdown pass from Dallas QB Kyle Orton and a 1-yard touchdown pass from former Indianapolis QB Curtis Painter.

NINKOVICH HELPS DEFENSE WALK OFF WITH A WIN VS. THE JETS

Ninkovich and Jermaine Cunningham combined on a 15-yard sack of Mark Sanchez in overtime vs. the Jets (10/21), and Ninkovich forced and recovered a Sanchez fumble on the play, giving the Patriots possession and ending the game with a 29-26 overtime win for New England. any Patriots player within the last 20 years.

NINKOVICH AND SPIKES: BACK-TO-BACK WEEKS WITH TWO FORCED FUMBLES EACH

LB Brandon Spikes forced two fumbles at Buffalo (9/30) and Ninkovich forced two fumbles vs. Denver (10/7) to become one of eight Patriots players to record at least two forced fumbles in a single game.

Most Forced Fumbles in a game/ Patriots History

| Player | Points |
|---|----------|
| Mike Vrabel(10/28/07 vs. Washington) | 3 |
| Rob Ninkovich (10/07/12 vs. Denver) | 2 |
| Brandon Spikes (09/30/12 at Buffalo) | 2 |
| Adalius Thomas (12/16/07 vs. NY Jets) | 2 |
| Rosevelt Colvin (09/16/07 vs. San Diego) | 2 |
| Roman Phifer (11/23/02 vs. Minnesota) | 2 |
| Tebucky Jones (12/22/01 vs. Miami) | 2 |
| Ferric Collins (10/20/96 at Indianapolis) | 2 |

SPIKES IS A THROWBACK

Spikes, who patterns his style of play after Hall of Fame linebacker Dick Butkus, shared his feelings on modeling his game after old school linebackers. "My thing is, when I'm done with this game, I want the older guys when they watch to say, 'He's playing the position the right way.' It's just a point of respect from me to them." Spikes passion and energy is apparent when he plays the game. Said former Patriots safety Rodney Harrison in a recent interview with the *Boston Herald*: "You can see how much he loves it, how he enjoys being physical. "He's an intimidator. He's got that fight in him. He's going to hit you and you're going to feel it."




SPIKES ON PACE FOR HIGH TACKLE TOTAL

Spikes finished with 16 tackles at the Jets (11/22) and now has had 10 or more tackles in six of the 12 games so far for a total of 115 tackles. He is on pace to finish the season with 153 tackles. With Jerod Mayo at 151 tackles and Spikes at 115, it is the fifth time in the Bill Belichick era that two players have finished with 100 or more tackles.

VINCE WILFORK REGISTERS FIRST CAREER INTERCEPTIONS IN 2011

Vince Wilfork recorded his first career interception when he picked off QB Philip Rivers in the second quarter vs. San Diego (9/18). He had his second interception at Oakland (10/2) to join Anthony Pleasant (2001) as the only other Patriots defensive lineman to ever record two interceptions in the same season. Wilfork is one of four Patriots defensive lineman to ever record two interceptions overall, joining Pleasant, Richard Seymour and Henry Thomas.





DEFENSIVE/SPECIAL TEAMS NOTES

WILFORK WEARS HIS HEART ON HIS NECK

Wilfork wears No. 75 over his shoulder pads. Underneath hangs a gold chain locket for those who were number one in his heart: his parents. In 2002, parents David and Barbara Wilfork both passed away within five months of each other, leaving the then University of Miami star without his greatest support system. Wilfork, who lost his father to diabetes, has raised hundreds of thousands of dollars for diabetes-related causes. His annual draft day fundraiser, a bowling event he has held for eight years, is one of the longest running fundraising events held by a pro athlete in New England. For his charity work, Wilfork was awarded the 2010 New England Patriots Ron Burton Community Service Award. While he will always cherish his National Championship and Super Bowl rings, his constant reminder lies closest to his heart, a picture of his late parents at their high school prom. "I carry them with me wherever I go," Wilfork said of his parents' keepsake. "My parents pushed me to be the best I could be. The things I do and my wife does, we do out of the kindness of our heart, and we do it for the community. I never look for anything in return. My teammates are my second family. My kids, my wife, the New England Patriots – that's all I have."

VINCE WILFORK: REASONS FOR PATRIOTS SUCCESS

Patriots Pro Bowl DL Vince Wilfork, who has served as a defensive captain for the Patriots for five straight seasons, says the team's continued success is a result of the entire organization working towards one common goal: "The Patriots are all about team, family and smart football players. They try to get good people here from coaches to guys who work in the front office to guys who put on this uniform. I think everybody has to have one goal in mind, and that's to be together. When you get an organization together that is seeking one goal, you can be pretty successful."

GOSTKOWSKI ON HIGH POINT TOTAL IN 2012

Stephen Gostkowski is second in the NFL in 2012 with 122 total points, behind the 127 points by Lawrence Tynes of the New York Giants. Gostkowski is on pace to finish with 163 points, which would be tied for the third highest point total in NFL history. The Patriots record for most points in a season is 155 by Gino Cappelletti in 1964. Gostkowski's personal best was 148 points in 2008.



NFL Record for Most Points by a Kicker

- 166 David Akers (San Francisco) in 2011
- 164 Gary Anderson (Minnesota) in 1998
- 163 Jeff Wilkins (St. Louis) in 2003

EVEN STEPHEN

Since joining the Patriots as a fourth-round draft choice in 2006, Gostkowski has connected on 83.8 percent of his regular-season field goal attempts (165-for-197), achieving the best field goal percentage in Patriots history.

PATRIOTS ALL-TIME LEADERS / FIELD GOAL PCT. (Minimum 50 Attempts)

| Player | Years | FGM | FGA | Pct. |
|---------------------------|----------------|------------|------------|-------------|
| Stephen Gostkowski | 2006-12 | 165 | 197 | .838 |
| Adam Vinatieri | 1996-05 | 263 | 321 | .819 |
| Matt Bahr | 1993-95 | 55 | 72 | .764 |

GOSTKOWSKI THIRD IN POINTS

Gostkowski led the AFC and finished third in the NFL with 143 points in 2011. The 143 points are second to the 148 he had in 2008 and the fourth highest in team history. He is third all-time in Patriots history with 834 total points.

Most Points/ Patriots History

| Player | Points |
|-------------------------------------|------------|
| Adam Vinatieri (1996-05) | 1,158 |
| Gino Cappelletti (1960-70) | 1,130 |
| Stephen Gostkowski (2006-12) | 834 |
| John Smith (1974-83) | 692 |

GOSTKOWSKI EIGHTH BEST EVER IN FG PCT.

Stephen Gostkowski's 83.8 field goal percentage is the eighth-best among NFL kickers all-time.

| Player | Years | FGM | FGA | Pct. |
|---------------------------|----------------|------------|------------|-------------|
| Nate Kaeding | 2004-12 | 180 | 207 | 87.0 |
| Mike Vanderjagt | 1998-06 | 230 | 266 | 86.5 |
| Rob Bironas | 2005-12 | 210 | 244 | 86.1 |
| Robbie Gould | 2005-12 | 208 | 243 | 85.6 |
| Shayne Graham | 2001-12 | 235 | 275 | 85.5 |
| Matt Bryant | 2002-12 | 229 | 272 | 84.2 |
| Phil Dawson | 1999-2012 | 299 | 356 | 84.0 |
| Stephen Gostkowski | 2006-12 | 165 | 197 | 83.8 |

GOSTKOWSKI IS FIRST PATRIOTS PLAYER TO KICK TWO 50-YARD FIELD GOALS IN THE SAME GAME

Gostkowski drilled a 51-yard field goal in the third quarter and a 53-yarder in the fourth quarter vs. Arizona on Sept. 16, 2012. The 53-yarder ties a career-long mark. He also had a 53-yarder at Denver on Nov. 11, 2009. It is the first time in Patriots history that a player has connected on two 50-yard field goals in the same game.

GOSTKOWSKI ONE 50-YARD FIELD GOAL AWAY FROM TYING FOR THE FRANCHISE LEAD

Gostkowski is now 7-of-10 from 50 yards or more as member of the Patriots and needs one more 50-yard field goal to tie Adam Vinatieri for most 50-yard field goals in New England history.

Patriots Record for Most 50 Yard Field Goals

| Player | Years | FGM | FGA | Pct. |
|---------------------------|----------------|----------|-----------|-------------|
| Adam Vinatieri | 1996-2005 | 8 | 17 | 47.1 |
| Stephen Gostkowski | 2006-12 | 7 | 10 | 70.0 |
| Tony Franklin | 1984-87 | 3 | 6 | 50.0 |

ZOLTAN MESKO: COMING TO AMERICA

P Zoltan Mesko was born in Timisoara, Romania on the Romania-Hungary border. On many occasions in 1989, during the communist revolutions, his family was forced to take cover to avoid gun shots from the armies. Even after the fall of the Berlin Wall, his family lived in poverty. His family left Romania when his father won a United States Permanent Resident Card (green card) in the Diversity Immigrant Visa Lottery in 1997 when Mesko was 11. "I survived a war," he noted. "I was coming from a really low point growing up, with communism and a very adverse economic situation. Coming over here, I'm very grateful for where I am. It happens by luck that I am here," he said. "When my dad applied for the green card lottery, there were 20 million applicants and 55,000 winners. That's a percentage in itself that tells you I am lucky to be here."



MESKO HAS SECOND BEST AVERAGE IN TEAM HISTORY

Mesko's 44.2 career average (155 career punts) is second in team history to the 44.7 by Tom Tupa

BEST AVERAGE IN TEAM HISTORY/CAREER

| Player | Years | Average |
|---------------------|---------------------|-------------|
| Tom Tupa | 1996-98 | 44.7 |
| Zoltan Mesko | 2010-present | 44.2 |

MESKO NETTED 40 IN 2011

Mesko finished the 2011 season with a 41.5 net average, the sixth-best net average in NFL history. It marked just the 24th time in NFL history that a player finished a season with a net average over 40 yard.

BEST NET AVERAGE IN NFL HISTORY/SEASON

| Player | Year | Net Average |
|--------------------------------|-------------|-------------|
| Andy Lee (San Francisco) | 2011 | 44.0 |
| Shane Lechler (Oakland) | 2009 | 43.9 |
| Thomas Morstead (New Orleans) | 2011 | 43.1 |
| Donnie Jones (St. Louis) | 2009 | 41.7 |
| Matt McBriar (Dallas) | 2010 | 41.7 |
| Zoltan Mesko (Patriots) | 2011 | 41.5 |



PATRIOTS REFERENCE NOTES

GIL SANTOS – THE VOICE OF THE PATRIOTS

For most Patriots fans, there has been but one "Voice of the New England Patriots" and it belongs to Gil Santos. Now in his 36th season, Santos has articulated the sights, sounds and all the play-by-play action for 739 games to millions of Patriots fans. Santos is tied with the Philadelphia Eagles' veteran play-by-play announcer, Merrill Reese, as the two most tenured radio broadcasters in the NFL. Santos began calling games for the Boston Patriots at Fenway Park in 1966. He was the voice of the Patriots for the next 14 seasons (1966-79). He returned to the booth in 1991 and has broadcast every Patriots game since then.



TOM BRADY AND WELKER SCORE ON A 99-YARD PASS

Tom Brady connected with Wes Welker on a 99-yard touchdown in the fourth quarter of the 2011 season-opener at Miami (9/12/11). The 99-yard play tied the NFL record for the longest offensive play, which has been accomplished 14 times.

(13) 99-YARD PASS PLAYS

Frank Filchock to Andy Farkas, Wash. vs. Pitt. – Oct. 15, 1939
George Izo to Bobby Mitchell, Wash. vs. Clev. – Sept. 15, 1963
Karl Sweetan to Pat Studstill, Det. vs. Balt. – Oct. 16, 1966
Sonny Jurgensen to Gerry Allen, Wash. vs. Chic. – Sept. 15, 1968
Jim Plunkett to Cliff Branch, LA Raiders vs. Wash. – Oct. 2, 1983
Ron Jaworski to Mike Quick, Phil. vs. Atl. – Nov. 10, 1985
Stan Humphries to Tony Martin, SD. vs. Sea. – Sept. 18, 1994
Brett Favre to Robert Brooks, GB vs. Chic. – Sept. 11, 1995
Trent Green to Marc Boerigter, KC vs. SD. – Dec. 22, 2002
Jeff Garcia to Andre Davis, Clev. vs. Cin. – Oct. 17, 2004
Gus Ferrotte to Bernard Berrian, Minn. vs. Chi. – Nov. 30, 2008
Tom Brady to Wes Welker, NE at Mia. – Sept. 12, 2011
Eli Manning to Victor Cruz, NY Giants at NY Jets – Dec. 24, 2011

(1) 99-YARD RUN PLAY

Tony Dorsett, Dal. vs. Minn. – Jan. 3, 1983

ANNUAL ACHIEVEMENTS

The Patriots won more than half of their games for the 12th straight year after reaching nine wins with the 23-16 win at Miami on Dec. 2, 2012. They are the first team to win more than half of their games in 12 straight seasons since free agency began in 1993. The Patriots are the third team to win more than half of their games in 12 straight seasons since the 1970 AFL-NFL merger, joining the 49ers (16 straight from 1983-1998) and the Cowboys (16 straight from 1970-85).

MOST CONSECUTIVE WINNING SEASONS (since 1970 merger)

San Francisco (1983-98)..... 16
Dallas (1970-85)..... 16
New England (2001-11).....12
Oakland (1970-80)..... 11

PATRIOTS HAVE THE MOST 9+ WIN SEASONS SINCE 2001

The Patriots are the only team in the NFL to have recorded nine or more wins in each of the last 12 seasons.

MOST SEASONS OF 9+ WINS SINCE 2001

New England 12
Baltimore 9
Pittsburgh 9
Indianapolis 9
Philadelphia 8

PATRIOTS WIN 10+ FOR THE NINTH STRAIGHT YEAR

New England has reached at least 10 regular-season wins for nine consecutive seasons, joining San Francisco (16) and Indianapolis (9) as the only teams to accomplish the feat.

| Team | Years | Consecutive Seasons with 10+ Wins |
|--------------------|---------------------|-----------------------------------|
| San Francisco | 1983-1998 | 16 |
| New England | 2003-present | 9 |
| Indianapolis | 2002-2010 | 9 |

PATRIOTS FORCE TURNS

The Patriots lead the NFL with a +146 turnover margin since the 1994 season. The Patriots are first in the NFL with a +24 turnover margin in 2012.

NFL TURNOVER MARGIN SINCE 1994

| Rank | Team | Turnover Margin |
|-----------|--------------------|-----------------|
| 1. | New England | +146 |
| 2. | Kansas City | +82 |
| 3. | Green Bay | +76 |

PATRIOTS EARNED NUMBER ONE SEED IN AFC PLAYOFF FIELD FOR SECOND STRAIGHT SEASON

The Patriots were the number one seed in the AFC playoff field for the second straight season in 2011. The Patriots have now earned the number one seed four times (2011, 2010, 2007 and 2003) in the past nine seasons. New England is the first team since Philadelphia (2002, 2003 and 2004) to have the top seed in its conference in at least two straight years and is the first AFC team to have the first seed in two straight years since Buffalo in 1990 and 1991.

PATRIOTS SET THE NFL RECORD FOR MOST CONSECUTIVE GAMES AT .500 OR BETTER

The loss to Baltimore on Sept. 23, 2012 ended the Patriots run of 145 consecutive games at .500 or better, the longest such streak in NFL history. Dallas had the second longest streak ever with 115 games at .500 or better (1965-1974). At 1-2, the Patriots were under .500 for the first time since starting the 2003 season with an 0-1 record.

NFL'S BEST ROAD WARRIORS

Since the start of the 2000 season, the Patriots have the best regular-season road record at 68-35 (.660).

| TEAM | RECORD | PCT. |
|--------------------|--------------|-------------|
| New England | 68-35 | .660 |
| Philadelphia | 63-38-1 | .623 |
| Indianapolis | 62-40 | .608 |
| Pittsburgh | 60-42 | .588 |

DIVISIONAL DOMINANCE I

The New England Patriots own a 58-15 (.795) record in regular season AFC East games since the beginning of the 2001 season, compiling the best intra-division record of any team in the NFL. The Patriots improved to 5-0 in the AFC East in 2012.

NFL'S TOP DIVISIONAL RECORDS SINCE 2001

| Team | W | L | T | Pct. |
|-----------------------------|-----------|-----------|----------|-------------|
| New England Patriots | 58 | 15 | 0 | .795 |
| Green Bay Packers | 51 | 20 | 0 | .718 |
| Pittsburgh Steelers | 52 | 22 | 0 | .703 |
| Indianapolis Colts | 49 | 22 | 0 | .690 |

AFC EAST DIVISIONAL RECORDS SINCE 2001

| Team | W | L | T | Pct. | Div. Titles | Years |
|--------------------|-----------|-----------|----------|-------------|-------------|---------------------------|
| New England | 58 | 15 | 0 | .795 | 10 | 2001, 03-07, 09-12 |
| New York Jets | 36 | 37 | 0 | .493 | 1 | 2002 |
| Miami | 30 | 42 | 0 | .417 | 1 | 2008 |
| Buffalo | 22 | 50 | 0 | .306 | 0 | --- |

NOTES: The Indianapolis Colts were members of the AFC East in 2001 and compiled a 3-5 divisional record that season. In 2002, the Patriots and Jets both finished with a 9-7 overall record and a 4-2 divisional record, but the Jets claimed the division title by virtue of having a better record against common opponents. In 2008, the Patriots and Dolphins both finished with an 11-5 overall record and a 4-2 divisional record, but Miami qualified for the playoffs due to a better conference record (8-4 to 7-5).

DIVISIONAL DOMINANCE II

The Patriots have the highest winning percentage in division games from November until the end of the season since 2002.

| Team | W | L | T | Pct. |
|--------------------|-----------|----------|----------|-------------|
| New England | 30 | 7 | 0 | .811 |
| Green Bay | 29 | 10 | 0 | .744 |
| Indianapolis | 26 | 9 | 0 | .743 |
| San Diego | 25 | 10 | 0 | .714 |
| Pittsburgh | 28 | 13 | 0 | .683 |



PATRIOTS REFERENCE NOTES

STRONG IN THE SECOND HALF

Since 2001, the Patriots have done a remarkable job of finishing the season strong, compiling an NFL-best 71-16 (.816) record in games on or after Thanksgiving.

PATRIOTS BEFORE AND AFTER THANKSGIVING SINCE 2001

| Season | Pre-Thanksgiving | Post-Thanksgiving | Overall |
|---------------|---------------------|---------------------|---------------|
| 2001 | 5-5 (.500) | 9-0 (1.000) | 14-5* |
| 2002 | 6-5 (.545) | 3-2 (.600)^ | 9-7 |
| 2003 | 9-2 (.818) | 8-0 (1.000) | 17-2* |
| 2004 | 9-1 (.900) | 8-1 (.889) | 17-2* |
| 2005 | 6-4 (.600) | 5-3 (.625) | 11-7* |
| 2006 | 7-3 (.700) | 7-2 (.777) | 14-5* |
| 2007 | 10-0 (1.000) | 8-1 (.889) | 18-1* |
| 2008 | 7-4 (.636) | 4-1 (.800) | 11-5 |
| 2009 | 7-3 (.700) | 3-4 (.429) | 10-7* |
| 2010 | 8-2 (.800) | 6-1 (.857)^ | 14-3* |
| 2011 | 7-3 (.700) | 8-1 (.889) | 15-4* |
| 2012 | 7-3 (.700) | 1-0 (1.000)^ | ???^ |
| Totals | 88-35 (.715) | 71-16 (.816) | 150-48 |

*-Includes playoffs ^Includes games played on Thanksgiving

BEST RECORDS IN GAMES PLAYED ON OR AFTER THANKSGIVING SINCE 2001

(Includes regular-season and playoff games)

| Team | W | L | T | Pct. |
|--------------------|-----------|-----------|----------|-------------|
| New England | 71 | 16 | 0 | .816 |
| Pittsburgh | 59 | 25 | 0 | .702 |
| Philadelphia | 52 | 30 | 0 | .634 |
| Green Bay | 50 | 30 | 0 | .625 |
| San Diego | 45 | 28 | 0 | .616 |

HOME RECORD IN DECEMBER SINCE 2002

With a 20-1 record, the New England Patriots have the best home record in December in the NFL since Gillette Stadium opened in 2002. The Patriots have won 19 straight at home in December. This year the Patriots will play three of their final four regular season games at home.

| Team | W | L | T | Pct. |
|--------------------|-----------|----------|----------|-------------|
| New England | 20 | 1 | 0 | .952 |
| Green Bay | 19 | 4 | 0 | .826 |
| Indianapolis | 19 | 6 | 0 | .760 |
| Denver | 14 | 5 | 0 | .737 |
| Philadelphia | 14 | 6 | 0 | .700 |

NFL'S TOP DECEMBER RECORD SINCE 2001

The Patriots have an NFL-best 42-5 record in the month of December since the 2001 season, including a 4-0 record in 2011.

| Rk | Team | Record |
|----------|-----------------------------|-------------|
| 1 | New England Patriots | 42-5 |
| 2 | Philadelphia Eagles | 35-13 |
| 3 | Pittsburgh Steelers | 35-14 |
| 4 | Indianapolis Colts | 32-17 |
| 5 | San Diego Chargers | 31-19 |

The Patriots have finished undefeated in December seven times since 2001: (2001 - 4-0), (2003 - 4-0), (2005 - 4-0), (2007 - 5-0), (2008 - 4-0), (2010 - 4-0) and (4-0-2011).

PATRIOTS TIE THE NFL RECORD FOR MOST 30-POINT GAMES IN A SINGLE SEASON IN 2011

The Patriots scored 30 points 12 times in 2011 to tie the NFL record for most 30-point games in a single season. The 2007 Patriots and the 1999 St. Louis Rams also had a dozen 30 point games. The NFL record for most consecutive 30-point games in a single season is eight by the 2007 and 2010 Patriots and the 2000 St. Louis Rams. The Patriots have scored 30 points or more in eight of their first 12 games so far in 2012.

TWO PLAYERS WITH 100 YARDS FOR THE FIFTH TIME IN 2011

The Patriots had five games with two players over 100 yards receiving in 2011.

2011 games with two receivers reaching 100 yards

- Wes Welker (160) and Aaron Hernandez (103) at Miami (9/12/11)
- Welker (217) and Rob Gronkowski (109) at Buffalo (9/25/11)
- Welker (136) and Gronkowski (101) vs. NY Giants (11/6/11)
- Welker (115) and Deion Branch (125) at Philadelphia (11/27/11)
- Gronkowski (108) and Hernandez (138) vs. Buffalo (1/1/12).

The Patriots had back-to-back weeks with two receivers over 100 yards in 2012 - at Baltimore (9/23) - (Wes Welker 142 and Brandon Lloyd 108) and at Buffalo (9/30) - (Welker 129 and Rob Gronkowski 106). The Patriots have had back-to-back games with two receivers reaching 100 yards four times in team history.

NFL'S BEST AT HOME

Since their state-of-the-art facility opened at the beginning of the 2002 season, the Patriots own the NFL's best record at home overall. The Patriots own an overall record of 71-14 (.835) at Gillette Stadium in regular season games and an 80-16 (.833) record including playoffs.

BEST HOME RECORDS SINCE 2002

(including playoffs)

| Team | W | L | T | Pct. |
|--------------------|-----------|-----------|----------|-------------|
| New England | 80 | 16 | 0 | .833 |
| Baltimore | 67 | 22 | 0 | .753 |
| Pittsburgh | 68 | 24 | 1 | .737 |
| Indianapolis | 70 | 25 | 0 | .737 |
| Green Bay | 62 | 30 | 0 | .674 |
| Seattle | 61 | 30 | 0 | .670 |
| San Diego | 59 | 32 | 0 | .648 |
| Philadelphia | 57 | 37 | 0 | .606 |

PATRIOTS ARE SHARP AT GILLETTE

The Patriots concluded a 20-game home winning streak with a 24-20 loss to the New York Giants on Nov. 6, 2011. It was the longest home win streak in team history. The Patriots own an overall record of 71-14 (.835) at Gillette Stadium in regular season games.

The teams with the highest winning percentage at a stadium since 1970 (minimum 25 games):

| Team | Stadium | W-L-T | WIN PCT. |
|--------------------|-------------------------|--------------|-------------|
| New England | Gillette Stadium | 71-14 | .835 |
| Miami | Orange Bowl | 101-22-1 | .819 |
| Pittsburgh | Heinz Field | 69-23-1 | .747 |
| Minnesota | Metropolitan Stadium | 64-23-1 | .733 |
| LA Rams | Memorial Coliseum | 53-20-2 | .726 |

LONGEST HOME WINNING STREAK / PATRIOTS HISTORY (REG. SEASON)

| Streak | First Win | Last Win |
|-----------|----------------------|----------------------|
| 20 | Dec. 12, 2008 | Oct. 16, 2011 |
| 18 | Dec. 29, 2002 | Sept. 8, 2005 |
| 12 | Nov. 26, 2006 | Sept. 7, 2008 |
| 10 | Sept. 18, 1976 | Oct. 30, 1977 |

WHAT'S THE POINT?

During the past 12 seasons, the Patriots defense has always ranked higher in fewest points allowed than in yards allowed except for 2007 when both ranked fourth. The Patriots finished 15th in the NFL on defense by allowing an average of 21.4 points per game in 2011.

| | Avg. Points Allowed | Avg. Yds Allowed |
|-------------|---------------------|-------------------|
| 2012 | 21.7 (14t) | 380.8 (26) |
| 2011 | 21.4 (15) | 411.1 (31) |
| 2010 | 19.6 (8) | 365.5 (25) |
| 2009 | 17.8 (5) | 320.2 (11) |
| 2008 | 19.3 (8) | 309.0 (10) |
| 2007 | 17.1 (4) | 288.3 (4) |
| 2006 | 14.8 (2) | 294.4 (6) |
| 2005 | 21.1 (17) | 330.2 (26) |
| 2004 | 16.3 (2t) | 310.6 (9) |
| 2003 | 14.9 (1) | 291.6 (7) |
| 2002 | 21.6 (17) | 336.1 (23) |
| 2001 | 17.0 (6) | 334.5 (24) |
| 2000 | 21.1 (17) | 334.6 (20) |



PATRIOTS CONTINUE SECOND HALF DOMINANCE

Dating back to 2010 the Patriots have a 20-0 record in the second half of the season (games 9-16). New England went 8-0 in their final eight games of 2010 and 2011 and have jumped out to a 4-0 record in the second half of 2012. The last time the Patriots lost a game in the second half of the regular season was in the 2009 regular-season finale, a 34-27 loss at Houston on Jan. 3, 2010. During the streak the Patriots have dominated a number of statistical categories. New England has more than doubled the point total of their opponents, scoring 758 points (37.9 points per game) and allowed just 373 points (18.7 points per game). The Patriots have also forced opponents into 57 turnovers while only turning the ball over six times. Below are some other statistics that reflect New England's second-half of the season dominance:

SINCE 2010

BEST SECOND HALF RECORD

| | |
|-------------------------|-------------|
| New England..... | 20-0 |
| New Orleans..... | 16-4 |
| Baltimore..... | 15-5 |
| Atlanta..... | 15-5 |
| Green Bay..... | 15-5 |

SECOND HALF GIVEAWAYS

| | |
|-------------------------|----------|
| New England..... | 6 |
| San Francisco..... | 13 |
| Green Bay..... | 20 |
| Dallas..... | 21 |
| Baltimore..... | 22 |

SECOND HALF TAKEAWAYS

| | |
|-------------------------|-----------|
| New England..... | 57 |
| Chicago..... | 43 |
| Green Bay..... | 40 |
| Carolina..... | 39 |
| Atlanta..... | 37 |
| New York Giants..... | 37 |

SECOND HALF POINTS SCORED

| | |
|-------------------------|------------|
| New England..... | 758 |
| New Orleans..... | 607 |
| Green Bay..... | 585 |
| Dallas..... | 553 |
| Atlanta..... | 528 |

SECOND HALF POINTS ALLOWED

| | |
|-------------------------|------------|
| Pittsburgh..... | 260 |
| San Francisco..... | 347 |
| Green Bay..... | 366 |
| Baltimore..... | 368 |
| New England..... | 373 |

SECOND HALF PASSING TDS

| | |
|-------------------------|-----------|
| Green Bay..... | 54 |
| New Orleans..... | 53 |
| New England..... | 51 |
| Dallas..... | 42 |
| Detroit..... | 40 |

SECOND HALF RUSHING TDS

| | |
|-------------------------|-----------|
| New England..... | 30 |
| Philadelphia..... | 25 |
| Carolina..... | 24 |
| Houston..... | 23 |
| Seattle..... | 22 |

SECOND HALF PASSING YARDS

| | |
|-------------------------|--------------|
| New Orleans..... | 6,196 |
| Detroit..... | 6,132 |
| New England..... | 5,879 |
| Green Bay..... | 5,856 |
| Atlanta..... | 5,413 |



PATRIOTS KEY CONTRIBUTORS

OFFENSE

WR Wes Welker (TR-MIA, '07)

Welker (1,064) has now surpassed 1,000 yards for the fifth time as a member of the Patriots and has recorded the most 1,000-yard receiving seasons in Patriots history ... Welker caught 12 passes for 103 yards in the team's Week 13 win against Miami, marking the 17th time in his career that he has recorded 10 or more catches in a game. Welker is now tied with Jerry Rice for the most 10-plus reception games in NFL history. Welker (16) also set the NFL record for most NFL games with 10 receptions and 100 yards with his 16th such game ... Welker is currently ranked first in the NFL with 92 receptions ... Welker's 1,064 receiving yards are the fifth most in the AFC and the seventh most in the NFL...Welker has now extended his streak to 106 consecutive regular season games with at least one reception, including his time with Miami. He is one of 39 NFL players to have a streak of at least 100 games with one reception ... Welker has 92 receptions through 12 games this season and is on pace to total 123 catches in 2012. If Welker reaches the triple-digit reception plateau in 2012, he will become the first player in NFL history with five 100-catch seasons.

LT Nate Solder (D1, '11)

Moved to left tackle at the beginning of the 2012 season and has started every game since ... Appeared in 16 games in 2011, making 13 starts – 11 at right tackle and two as a tackle-eligible tight end ... Started two postseason games at right tackle and started Super Bowl XLVI as a tackle eligible tight end.

This is Solder's first game vs. the Texans

LG Logan Mankins (D2, '05)

An eight-year mainstay at guard and four-time Pro Bowler who has started all 110 regular-season games and all 13 postseason games in which he has appeared since joining the Patriots in 2005.

This is Mankins' third game vs. the Texans

OL Dan Connolly (FA-'07)

Has started every game in which he has appeared this season at right guard ... Took over as starting center after season-ending leg injury to Dan Koppen in the 2011 opener ... Played in 13 games with 11 starts last year ... Started at center for all three postseason games, including Super Bowl XLVI against the N.Y. Giants (2/5).

This is Connolly's third game vs. the Texans

OL Marcus Cannon (D5a, '11)

Cannon made his first NFL start in Week 12 when he lined up at right tackle in place of an inactive Sebastian Vollmer ... Has seen time as a key reserve on the offensive line in 2012.

This is Cannon's first game vs. the Texans

RT Sebastian Vollmer (D2d, '09)

Has started all but one game in 2012 at right tackle and has rebounded from an injury-plagued 2011 in which he was inactive for 10 regular season and two playoff games ... Despite being limited to six games in 2011, returned to start at right tackle in Super Bowl XLVI vs. the N.Y. Giants (2/5).

This is Vollmer's second game vs. the Texans

OL RYAN WENDELL (FA-'08)

Has started at center in every game of the 2012 season ... After spending his rookie season and most of the 2009 season on the practice squad, Ryan Wendell had been a key reserve on the offensive line, seeing starting assignments at center and both guard positions before earning the starting center position ... Also plays on special teams units.

This is Wendell's first game vs. the Texans



TE Rob Gronkowski (D2a, '10)

Gronkowski caught two touchdown passes against Indianapolis in Week 11 to push his season total to 10 touchdowns. He is the first tight end in NFL history to have three straight 10-plus touchdown seasons (10 touchdowns in 2010, 18 in 2011, 10 in 2012). Gronkowski and Antonio Gates (13 in 2004 and 10 in 2005) are the only tight ends to have back-to-back 10-plus touchdown seasons ... Gronkowski joins Randy Moss (2007, 2008 and 2009) and Corey Dillon (2004, 2005, 2006) as the only Patriots with three straight 10-plus touchdown seasons and three seasons with 10 or more scores overall.

TE Aaron Hernandez (D4,'10)

Hernandez set a season-high in both receptions (8) and yards (97) in a game during the team's Week 13 win vs. Miami ... Hernandez's 45 receptions in 2010 set a franchise record for most receptions by a rookie tight end, passing Greg Baty's previous rookie tight end record of 37 receptions in 1986.



WR Brandon Lloyd (UFA-STL, '12)

Lloyd had two touchdown receptions in the team's Week 8 win over the Rams. It was the first time he has had a two touchdown game with the Patriots and the fifth time in his career that he has scored at least two touchdowns in a game.

Lloyd vs. Houston (Regular Season)

| G | Rec | Yds | Avg | LG | TD |
|---|-----|-----|------|----|----|
| 4 | 15 | 213 | 14.2 | 41 | 2 |

QB Tom Brady (D6, '00)

Brady is now the first starting quarterback in NFL history with 10 division titles, surpassing Joe Montana who had nine...Brady (3,695) moved past Fran Tarkenton (3,686) into 9th place on the NFL's all-time completion list following a 2-yard completion to TE Aaron Hernandez in the third quarter of the team's Week 13 win over Miami...Brady has now thrown at least one touchdown pass in 44 straight regular season games following a 7-yard touchdown pass to WR Wes Welker in the second quarter of the team's Week 13 win over the Dolphins. It is the third longest streak, behind Drew Brees (54, 2009-2012) and Johnny Unitas (47, 1956-60) and the longest current streak in the NFL.

Brady vs. Houston (Regular Season)

| G | Att | Com | Pct. | Yds | TD | INT | LG |
|---|-----|-----|------|-----|----|-----|-----|
| 3 | 96 | 62 | 64.6 | 663 | 4 | 3 | 43t |

RB Stevan Ridley (D3a, '11)

Ridley (1,010) reached 1,000 yards for the first time in his career and gave New England its 15th 1,000-yard rushing season in team history. Ridley is on pace to total 1,347 rushing yards—a number that would be the fourth best total in team history...Ridley scored his ninth touchdown of the season on a 2-yard run in the first quarter of the team's Week 13 win vs. the Dolphins and is on pace to finish with 12 touchdowns this season. Ridley's nine rushing touchdowns are tied for the second most in the NFL... Ridley is currently ranked third in the AFC and sixth in the NFL with 1,010 rushing yards ... Ridley's 68 first downs are the second most in the NFL.

RB Danny Woodhead (FA-'10)

Woodhead scored twice in the team's Week 10 win vs. Buffalo with a 15-yard rushing touchdown in the second quarter and an 18-yard reception in the third quarter. The performance was the first two-touchdown game of Woodhead's career.

PATRIOTS KEY CONTRIBUTORS

DEFENSE

DE Chandler Jones (D1a, '12)

Jones was named the NFL Defensive Rookie of the Month for September and his 6.0 sacks are tied with Rob Ninkovich for the team lead ... If Jones reaches 10 sacks for the year he will become the 15th player in Patriots history to record a 10-sack season ... Jones has also forced three fumbles on sacks in 2012.

DT Vince Wilfork (D1, '04)

Has started on the Patriots defensive line in every game of the 2012 season and is tied for the team lead with four fumble recoveries... Wilfork has played in 134 games with 124 starts over eight-plus seasons with the Patriots (2004-12) ... The Patriots own a 104-30 (.776) record in Wilfork's 134 career regular-season games.

DT Kyle Love (FA-'10)

Has started on the Patriots defensive line in all but one game of the 2012 season ... Finished the 2011 season with 4.0 sacks for 14 yards, 55 tackles and a fumble recovery ... Started all three postseason games in 2011 and finished with nine tackles and a pass defended ... Originally joined the team as a rookie free agent in 2010.

DL Rob Ninkovich (FA-'09)

Ninkovich's 6.0 sacks are tied for the most on the team with rookie DE Chandler Jones ... Ninkovich's has also registered three strip-sacks this season ... Ninkovich had a career-high with 6.5 sacks in 2011.

LB Jerod Mayo (D1, '08)

Mayo has recorded nine 10-tackle games in the 2012 season ... After 12 games Mayo leads the team with 151 tackles and is on pace to finish the season with 201 total tackles and become the third New England player to reach 200 tackles in a single season.

LB Brandon Spikes (D2c, '10)

Spikes now has 115 total tackles for the year and is on pace to finish the season with a career-high 153 tackles ... Spikes' five forced fumbles are tied for the most on the team with Rob Ninkovich.



LB Dont'a Hightower (D1b, '12)

Has made nine starts at LB during his rookie season ... Hightower recorded his third NFL sack in Week 12 when he dropped Jets QB Mark Sanchez in the first quarter.

CB Aqib Talib (TR-TB, '12)

Talib was acquired by the Patriots from Tampa Bay in a trade on Nov. 1, 2012 along with a 2013 seventh-round draft selection in exchange for a 2013 fourth round draft selection ... Intercepted Colts quarterback Andrew Luck in his first game with the Patriots and returned the ball 59 yards for a touchdown.

CB Alfonzo Dennard (D7a, '12)

Dennard has started five games in the secondary and has tallied three interceptions and a forced fumble ... Dennard returned an Andrew Luck interception 87 yards for a touchdown in the team's Week 11 win over the Colts.



S Steve Gregory (UFA-SD, '12)

Gregory intercepted his second pass of the season when he picked off QB Mark Sanchez in the first quarter of the team's Week 12 win over the New York Jets. His two interceptions this season match his career season-high mark. Gregory also scored his second NFL touchdown when he returned a Sanchez fumble 32 yards for a touchdown in the second quarter. Gregory also forced a fumble in the third quarter to cap off his career day.

S Devin McCourty (D1, '10)

McCourty started the first six games of the season at cornerback before moving over to safety in Week 7. McCourty has since started every game at safety and has tallied an interception and a forced fumble in his new role ... In the Patriots' Week 12 win over the Jets, McCourty forced a fumble on a kickoff return which was returned for a touchdown by Julian Edelman for a touchdown ... McCourty was named the AFC Special Teams Player of the Week following his 104-yard kickoff return for a touchdown in the first quarter of the team's Week 7 win vs. the Jets. The return was the second longest in team history behind Ellis Hobbs' 108-yard return against the Jets on Sept. 9, 2007.



SECOND WINNINGEST PRO SPORTS TEAM SINCE 1994

PATRIOTS ARE SECOND WINNINGEST PRO SPORTS FRANCHISE SINCE 1994

Since the 1994 season, the Patriots have won 67.3 percent of their regular season games (202-98), compiling the second-highest winning percentage in major American professional sports over that period. Since 1994, there have been 143 franchises that have fielded teams in the five major American sports leagues (NFL, MLB, NBA, NHL and MLS).

HIGHEST WINNING PERCENTAGE IN MAJOR AMERICAN PROFESSIONAL SPORTS, 1994-PRESENT

(Regular Season – Includes National Football League, Major League Baseball, National Basketball Association, National Hockey League and Major League Soccer)

Records updated through games of December 3, 2012

| Rk | Team | Lg | W | L | T/OTL | Pct. |
|----|-------------------------------------|------------|------------|-----------|----------|--------------|
| 1 | San Antonio Spurs | NBA | 985 | 460 | 0 | 0.682 |
| 2 | New England Patriots | NFL | 202 | 98 | 0 | 0.673 |
| 3 | Detroit Red Wings | NHL | 816 | 359 | 185 | 0.668 |
| 4 | Los Angeles Lakers | NBA | 942 | 503 | 0 | 0.652 |
| 5 | Green Bay Packers | NFL | 193 | 107 | 0 | 0.643 |
| 6 | Pittsburgh Steelers | NFL | 191 | 108 | 1 | 0.638 |
| 7 | New Jersey Devils | NHL | 748 | 438 | 174 | 0.614 |
| 8 | Seattle Sounders FC | MLS | 59 | 32 | 37 | 0.605 |
| 9 | Utah Jazz | NBA | 876 | 571 | 0 | 0.605 |
| 10 | Indianapolis Colts | NFL | 180 | 120 | 0 | 0.600 |
| 11 | New York Yankees | MLB | 1801 | 1206 | 0 | 0.599 |
| 12 | Dallas Stars | NHL | 710 | 458 | 192 | 0.593 |
| 13 | Philadelphia Flyers | NHL | 689 | 448 | 210 | 0.589 |
| 14 | Phoenix Suns | NBA | 848 | 598 | 0 | 0.586 |
| 15 | Colorado Avalanche/Quebec Nordiques | NHL | 707 | 475 | 178 | 0.585 |
| 16 | Denver Broncos | NFL | 174 | 126 | 0 | 0.580 |
| 17 | Dallas Mavericks | NBA | 831 | 614 | 0 | 0.575 |
| 18 | Atlanta Braves | MLB | 1730 | 1280 | 0 | 0.575 |
| 19 | Los Angeles Galaxy | MLS | 249 | 181 | 96 | 0.565 |
| 20 | Baltimore Ravens | NFL | 149 | 118 | 1 | 0.558 |
| 21 | Miami Heat | NBA | 804 | 639 | 0 | 0.557 |
| 22 | Orlando Magic | NBA | 805 | 640 | 0 | 0.557 |
| 23 | Houston Dynamo | MLS | 87 | 62 | 71 | 0.557 |
| 24 | Vancouver Canucks | NHL | 658 | 504 | 198 | 0.557 |
| 25 | San Jose Sharks | NHL | 660 | 508 | 192 | 0.556 |
| 26 | St. Louis Blues | NHL | 651 | 501 | 207 | 0.555 |
| 27 | Oklahoma City/Seattle Thunder | NBA | 802 | 644 | 0 | 0.555 |
| 28 | Buffalo Sabres | NHL | 660 | 513 | 187 | 0.554 |
| 29 | Philadelphia Eagles | NFL | 165 | 133 | 1 | 0.554 |
| 30 | Boston Bruins | NHL | 643 | 503 | 214 | 0.551 |
| 31 | Boston Red Sox | MLB | 1657 | 1355 | 0 | 0.550 |
| 32 | Ottawa Senators | NHL | 655 | 520 | 185 | 0.550 |
| 33 | Indiana Pacers | NBA | 793 | 652 | 0 | 0.549 |
| 34 | Chicago Fire | MLS | 202 | 157 | 104 | 0.549 |
| 35 | Houston Rockets | NBA | 791 | 653 | 0 | 0.548 |
| 36 | Pittsburgh Penguins | NHL | 658 | 529 | 172 | 0.547 |
| 37 | Washington Capitals | NHL | 642 | 529 | 188 | 0.542 |
| 38 | Detroit Pistons | NBA | 779 | 668 | 0 | 0.538 |
| 39 | Nashville Predators | NHL | 503 | 424 | 139 | 0.537 |
| 40 | Portland TrailBlazers | NBA | 776 | 670 | 0 | 0.537 |
| 41 | St. Louis Cardinals | MLB | 1611 | 1398 | 0 | 0.535 |
| 42 | San Francisco 49ers | NFL | 160 | 139 | 1 | 0.535 |
| 43 | Minnesota Vikings | NFL | 160 | 140 | 0 | 0.533 |
| 44 | Dallas Cowboys | NFL | 160 | 140 | 0 | 0.533 |
| 45 | New York Giants | NFL | 159 | 140 | 1 | 0.532 |
| 46 | Toronto Maple Leafs | NHL | 627 | 548 | 185 | 0.529 |
| 47 | Los Angeles/Anaheim/CA Angels | MLB | 1589 | 1424 | 0 | 0.527 |
| 48 | Los Angeles Dodgers | MLB | 1584 | 1427 | 0 | 0.526 |
| 49 | San Francisco Giants | MLB | 1582 | 1429 | 0 | 0.525 |
| 50 | New Orleans/Charlotte Hornets | NBA | 758 | 686 | 0 | 0.525 |

NOTES: This analysis uses NFL rules when calculating winning percentage, counting ties as a half-win and a half-loss. For NHL teams, overtime losses (OTL) and ties from 2001-2004 (the NHL abolished ties in 2005-2006 and instituted a shootout system) are counted as ties when calculating winning percentage.

HIGHEST WINNING PERCENTAGE AMONG BOSTON-AREA MAJOR PROFESSIONAL SPORTS TEAMS, 1994-PRESENT

(Rankings listed below are each team's overall ranking among the 143 major American pro sports teams)

Records updated through games of December 3, 2012

| Rank | Team | Lg. | W | L | T/OTL | Pct. |
|------|-----------------------------|------------|------------|-----------|----------|--------------|
| 2 | New England Patriots | NFL | 202 | 98 | 0 | 0.673 |
| 30 | Boston Bruins | NHL | 643 | 503 | 214 | 0.551 |
| 31 | Boston Red Sox | MLB | 1657 | 1355 | 0 | 0.550 |
| 78 | Boston Celtics | NBA | 722 | 723 | 0 | 0.499 |
| 107 | New England Revolution | MLS | 194 | 231 | 102 | 0.465 |



THE TEAM OF THE DECADE

When Robert Kraft purchased the New England Patriots in 1994, few would have thought that 17 years later the franchise would be the undisputed team of the decade in the first decade of the new millennium. Kraft brought a winning vision to the organization and dedicated his resources to building a consistent winner. On Jan. 27, 2000, Kraft hired Bill Belichick to coach the team, and three months later the team drafted then-unheralded quarterback Tom Brady, putting the final pieces in place for the Patriots to become the most successful NFL team of the 2000s. Below is a look at the accomplishments of the Patriots during the first decade of the new millennium that earned the Patriots the "Team of the Decade" moniker.

THE PATRIOTS' UNMATCHED NFL SUCCESS FROM 2000-2009

Super Bowl Titles

| | |
|-------------------|---|
| New England | 3 |
| Pittsburgh..... | 2 |
| Baltimore..... | 1 |
| Indianapolis..... | 1 |
| New Orleans..... | 1 |
| N.Y. Giants..... | 1 |
| Tampa Bay..... | 1 |

Conference Titles

| | |
|-------------------|---|
| New England | 4 |
| Indianapolis..... | 2 |
| N.Y. Giants..... | 2 |
| Pittsburgh..... | 2 |
| 10 Teams | 1 |

Division Titles

| | |
|-------------------|---|
| New England | 7 |
| Indianapolis..... | 6 |
| Philadelphia..... | 5 |
| Pittsburgh..... | 5 |
| San Diego..... | 5 |

Note: The Patriots also finished tied for the division lead twice during the 2000s but lost the division title on tiebreakers in 2002 and 2008.

Playoff Wins

| | |
|-------------------|----|
| New England | 14 |
| Philadelphia..... | 10 |
| Pittsburgh..... | 10 |
| Indianapolis..... | 9 |
| Baltimore..... | 8 |

Playoff Winning Percentage

| Team | W | L | Pct. |
|-------------|----|---|------|
| New England | 14 | 4 | .777 |
| New Orleans | 5 | 2 | .714 |
| Pittsburgh | 10 | 4 | .714 |
| Arizona | 4 | 2 | .667 |
| Carolina | 5 | 3 | .625 |
| Baltimore | 8 | 5 | .615 |

Playoff Games Played

| | |
|-------------------|----|
| New England | 18 |
| Philadelphia..... | 18 |
| Indianapolis..... | 17 |
| Pittsburgh..... | 14 |
| Baltimore..... | 13 |
| N.Y. Giants..... | 11 |

Overall Wins

(Includes Regular Season and Playoffs)

| | |
|-------------------|-----|
| New England | 126 |
| Indianapolis..... | 124 |
| Pittsburgh..... | 113 |
| Philadelphia..... | 113 |
| Baltimore..... | 100 |

Overall Winning Percentage

(Includes Regular Season and Playoffs)

| Team | W | L | T | Pct. |
|--------------|-----|----|---|------|
| New England | 126 | 52 | 0 | .708 |
| Indianapolis | 124 | 53 | 0 | .701 |
| Pittsburgh | 113 | 60 | 1 | .652 |
| Philadelphia | 113 | 64 | 1 | .638 |
| Green Bay | 98 | 71 | 0 | .580 |

Most Victories in a Season (Inc. Playoffs), 2000-09

| Team | Year | W |
|--------------|------|----|
| New England | 2007 | 18 |
| New England | 2003 | 17 |
| New England | 2004 | 17 |
| Baltimore | 2000 | 16 |
| St. Louis | 2001 | 16 |
| Pittsburgh | 2004 | 16 |
| Indianapolis | 2006 | 16 |
| Indianapolis | 2009 | 16 |
| New Orleans | 2009 | 16 |

Most Victories in a Single Regular Season, 2000-09

| Team | Year | W |
|--------------|------|----|
| New England | 2007 | 16 |
| Pittsburgh | 2004 | 15 |
| New England | 2003 | 14 |
| New England | 2004 | 14 |
| Indianapolis | 2005 | 14 |
| Indianapolis | 2009 | 14 |
| St. Louis | 2001 | 14 |

Playoff Games Hosted

| | |
|--------------------|---|
| New England | 9 |
| Philadelphia | 9 |
| Pittsburgh..... | 8 |
| Indianapolis..... | 8 |

Major Sports League Titles, 2000-09

| | | |
|----------------------|-----|---|
| Los Angeles Lakers | NBA | 4 |
| New England Patriots | NFL | 3 |
| San Antonio Spurs | NBA | 3 |
| Boston Red Sox | MLB | 2 |
| Detroit Red Wings | NHL | 2 |
| Houston Dynamo | MLS | 2 |
| Los Angeles Galaxy | MLS | 2 |
| New Jersey Devils | NHL | 2 |
| New York Yankees | MLB | 2 |
| Pittsburgh Steelers | NFL | 2 |
| San Jose Earthquakes | MLS | 2 |

Major Sports Conference Titles, 2000-09

| | | |
|------------------------|-----|---|
| Los Angeles Lakers | NBA | 6 |
| New England Patriots | NFL | 4 |
| New England Revolution | MLS | 4 |
| Los Angeles Galaxy | MLS | 4 |
| New York Yankees | MLB | 4 |
| Detroit Red Wings | NHL | 3 |
| New Jersey Devils | NHL | 3 |
| San Antonio Spurs | NBA | 3 |

Seasons of NFL Playoff Advancement

| | |
|--------------------|---|
| Philadelphia | 7 |
| New England | 6 |
| Pittsburgh..... | 5 |
| Baltimore..... | 4 |
| Indianapolis..... | 4 |
| Green Bay | 3 |
| Oakland..... | 3 |
| Seattle | 3 |
| New Orleans..... | 3 |



PATRIOTS FOOTBALL NETWORK

The **Patriots Football Network** (PFN) is the full portfolio of media offerings from the three-time Super Bowl Champion New England Patriots. PFN provides Patriots content produced both in-house and with media partners spanning print, television, radio and the Internet.

PATRIOTS ALL ACCESS

T Emmy-Award winning Patriots All Access airs weekly throughout the season on WBZ, Channel 4 in Boston and regional affiliates. Patriots All Access features exclusive, behind-the-scenes access and in-depth weekly features on Patriots players and personnel. Hosted by WBZ's Steve Burton, the show features weekly sit-downs with Coach Bill Belichick, including the popular "Belestrator" segment where the coach breaks down upcoming opponents. Fridays at 7:00 p.m. and Sundays at 9:00 a.m. on **TV 38 in Boston; WNAC-TV in Providence**; Saturdays at 12:05 a.m. on **WMUR-TV in Manchester, N.H.** Saturdays at 5:00 a.m. on **WMTW-TV in Portland, Maine**; Saturdays at 5:00 p.m. on **WCTX-TV in Hartford, Conn.** Saturdays at 7:00 p.m. on **WFXQ-TV in Springfield, Mass.**; Sundays at 11:00 a.m. on **WVII-TV in Bangor, Maine**



TOTALLY PATRIOTS



Totally Patriots is a unique, one of a kind Patriots show aimed for the next generation of Patriots fans. This weekly, youth oriented football show allows school aged fans unprecedented access to their favorite players, enabling them to ask questions in a relaxed, informal setting. It airs on TV-38 on Saturday at morning 10 a.m.

PATRIOTS TODAY AND PATRIOTS THIS WEEK

PATRIOTS TODAY: Available daily at Patriots.com and on Verizon Fios on Demand, as well as on Verizon wireless' VCAST.

PATRIOTS THIS WEEK: Fridays 9:30 p.m. on Comcast Sports Net.

Patriots Today gives fans a daily, in-depth look at the club that is unmatched by any other outlet. The show is hosted by Jackie Brittain with daily reports from Brian Lowe and twice-weekly analysis from PFW's Paul Perillo. This daily Webcast is dedicated exclusively to the Patriots and provides daily features, reports and commentary that will satisfy every fan's daily Patriots fix. Every Friday at 10:30 a.m. on Comcast Sports Net, Jackie Brittain will bring you *Patriots This Week*, providing a thorough recap of each week's developments.

PATRIOTS.COM NEWS

Patriots.com features daily updates and exclusive content from the writers of *Patriots Football Weekly*, offering everything from breaking news to player features and the popular "Ask PFW" postings.

VIDEO

The first professional sports team website to offer streaming video provides Patriots fans with a variety of exclusive video content. Visitors can choose their channel and watch exclusive video from news to cheerleaders. Patriots.com also features video of every Patriots press conference, including postgame press conferences and Coach Belichick's weekday media updates.

AUDIO

Patriots Web Radio programming is available exclusively on Patriots.com beginning at noon each day, Monday through Friday. Kicking off the programming lineup is PFW In Progress, a daily online program that features candid commentary from the writers of *Patriots Football Weekly*. Following PFW In Progress is Patriots Playbook, hosted by John Rooke, featuring items from around the NFL. And new in 2012 is the addition of three shows from FootballNation.com including Kerry Byrne and his Cold Hard Patriots.com also offers streaming audio of every Patriots press conference, as well as archives of Patriots.com Radio shows and exclusive podcasts.

PATRIOTS MONDAY ON WEEI

WEEI Sports Radio broadcasts Patriots Monday each week, offering fans unique insight and analysis from Coach Belichick and Tom Brady in addition to other Patriots players. WEEI will broadcast Patriots Monday live from Gillette Stadium each Monday, kicking off with Dennis & Callahan at 6:00 a.m.

PATRIOTS FRIDAY ON WEEI

WEEI Sports Radio broadcasts Patriots Friday each week, offering fans a look ahead at the weekend's game, match ups and rivalries. Various Patriots players will be featured on air. WEEI will broadcast Patriots Fridays each week throughout the season, kicking off with Dennis & Callahan at 6:00 a.m., followed by Mutt and Merloni at 10:00 a.m. and The Big Show with Glenn Ordway and Michael Holley from 2:00 to 6:00 p.m.

98.5 THE SPORTS HUB PATRIOTS RADIO NETWORK

A new era in Patriots Radio history began in 2009, with the move of the game broadcasts to 98.5 FM, Boston's Sports Hub. The transition to Boston's new all-sports radio station insures that Patriots fans will continue to hear every kick, block and tackle in stereo, and without static, in crystal-clear FM quality. Fans all over New England will be able to listen in to any of 40 stations on the Safety Insurance 98.5 The Sports Hub Patriots Radio Network, starting with Patriots Preview three hours before kickoff, and capped off with Patriots Postgame for three hours after the final gun.



FLAGSHIP STATION 98.5 FM Boston's Sports Hub

MASSACHUSETTS

| | | |
|------|-------------|----------|
| WAQY | Springfield | 102.1 FM |
| WBEC | Pittsfield | 1420 AM |
| WPKZ | Fitchburg | 1280 AM |
| WNAW | N. Adams | 1230 AM |
| WBSM | New Bedford | 1420 AM |
| WPVQ | Greenfield | 95.3 FM |
| WSAR | Fall River | 1480 AM |
| WWFX | Worcester | 100.1 FM |
| WXTK | Hyannis | 95.1 FM |

MAINE

| | | |
|------|--------------|----------|
| WEBB | Augusta | 98.5 FM |
| WWMJ | Bangor | 95.7 FM |
| WBLM | Portland | 102.9 FM |
| WEGP | Presque Isle | 1390 AM |

CONNECTICUT

| | | |
|------|------------|----------|
| WCCC | Hartford | 106.9 FM |
| WGCH | Greenwich | 1490 AM |
| WINY | Putnam | 1350 AM |
| WMOS | New London | 102.3 FM |

NEW HAMPSHIRE

| | | |
|------|------------|----------|
| WTPL | Concord | 107.7 FM |
| WSAK | Hampton | 102.1 FM |
| WLKZ | Laconia | 104.9 FM |
| WKNE | Keene | 99.1 FM |
| WSHK | Portsmouth | 105.3 FM |
| WGHM | Nashua | 1590 AM |
| WPKQ | N. Conway | 103.7 FM |
| WGAM | Manchester | 1250 AM |

RHODE ISLAND

| | | |
|------|------------|---------|
| WPRO | Providence | 630 AM |
| WEAN | Providence | 99.7 FM |

NEBRASKA

| | | |
|------|------------|----------|
| KRNP | Sutherland | 100.7 FM |
|------|------------|----------|

NEW YORK

| | | |
|------|-------|---------|
| WUSP | Utica | 95.5 FM |
| WUSP | Utica | 1550 AM |
| WARD | Utica | 1480 AM |

VERMONT

| | | |
|------|--------------|----------|
| WBTN | Bennington | 1370 AM |
| WORK | Barre | 107.1 FM |
| WKVT | Brattleboro | 92.7 FM |
| WCPV | Burlington | 101.3 FM |
| WEXP | Rutland | 101.5 FM |
| WMOO | Derby Center | 92.1 FM |
| WSTJ | St Johnsbury | 1340 AM |
| WMXR | Woodstock | 93.9 FM |



2012 OFFENSIVE STATISTICS

WON 9, LOST 3

| | |
|---------------|------------------|
| 09/09 W 34-13 | at Tennessee |
| 09/16 L 18-20 | Arizona |
| 09/23 L 30-31 | at Baltimore |
| 09/30 W 52-28 | at Buffalo |
| 10/07 W 31-21 | Denver |
| 10/14 L 23-24 | at Seattle |
| 10/21 W 29-26 | OT New York Jets |
| 10/28 W 45- 7 | at St. Louis |
| 11/11 W 37-31 | Buffalo |
| 11/18 W 59-24 | Indianapolis |
| 11/22 W 49-19 | at New York Jets |
| 12/02 W 23-16 | at Miami |
| 12/10 | Houston |
| 12/16 | San Francisco |
| 12/23 | at Jacksonville |
| 12/30 | Miami |

N.E. Opp.

| | | |
|--------------------|---------|---------|
| TOTAL FIRST DOWNS | 334 | 264 |
| Rushing | 116 | 75 |
| Passing | 189 | 162 |
| Penalty | 29 | 27 |
| 3rd Down: Made/Att | 90/171 | 64/149 |
| 3rd Down Pct. | 52.6 | 43.0 |
| 4th Down: Made/Att | 1/3 | 7/16 |
| 4th Down Pct. | 33.3 | 43.8 |
| POSSESSION AVG. | 30:37 | 29:23 |
| TOTAL NET YARDS | 5115 | 4569 |
| Avg. Per Game | 426.3 | 380.8 |
| Total Plays | 883 | 784 |
| Avg. Per Play | 5.8 | 5.8 |
| NET YARDS RUSHING | 1689 | 1210 |
| Avg. Per Game | 140.8 | 100.8 |
| Total Rushes | 401 | 311 |
| NET YARDS PASSING | 3426 | 3359 |
| Avg. Per Game | 285.5 | 279.9 |
| Sacked/Yards Lost | 19/128 | 26/145 |
| Gross Yards | 3554 | 3504 |
| Att./Completions | 463/299 | 447/285 |
| Completion Pct. | 64.6 | 63.8 |
| Had Intercepted | 4 | 14 |
| PUNTS/AVERAGE | 41/41.5 | 46/49.4 |
| NET PUNTING AVG. | 41/36.9 | 46/39.6 |
| PENALTIES/YARDS | 73/624 | 81/719 |
| FUMBLES/BALL LOST | 9/5 | 33/19 |
| TOUCHDOWNS | 51 | 30 |
| Rushing | 19 | 8 |
| Passing | 25 | 22 |
| Returns | 7 | 0 |

| * SCORE BY PERIODS | Q1 | Q2 | Q3 | Q4 | OT | PTS |
|--------------------|----|-----|----|-----|----|-----|
| TEAM | 89 | 143 | 86 | 109 | 3 | 430 |
| OPPONENTS | 50 | 68 | 54 | 88 | 0 | 260 |

| * SCORING | TD | Ru | Pa | Rt | K-PAT | FG | S | PTS |
|------------|----|----|----|----|-------|-------|---|-----|
| Gostkowski | 0 | 0 | 0 | 0 | 50/50 | 24/30 | 0 | 122 |
| Gronkowski | 10 | 0 | 10 | 0 | | | 0 | 60 |
| Ridley | 9 | 9 | 0 | 0 | | | 0 | 54 |
| Edelman | 5 | 0 | 3 | 2 | | | 0 | 30 |
| Vereen | 4 | 3 | 1 | 0 | | | 0 | 24 |
| Welker | 4 | 0 | 4 | 0 | | | 0 | 24 |
| Woodhead | 4 | 2 | 2 | 0 | | | 0 | 24 |
| Brady | 3 | 3 | 0 | 0 | | | 0 | 18 |
| Lloyd | 3 | 0 | 3 | 0 | | | 0 | 18 |
| Bolden | 2 | 2 | 0 | 0 | | | 0 | 12 |
| Hernandez | 2 | 0 | 2 | 0 | | | 0 | 12 |
| Dennard | 1 | 0 | 0 | 1 | | | 0 | 6 |
| Gregory | 1 | 0 | 0 | 1 | | | 0 | 6 |
| Hightower | 1 | 0 | 0 | 1 | | | 0 | 6 |
| McCourty | 1 | 0 | 0 | 1 | | | 0 | 6 |
| Talib LG | 1 | 0 | 0 | 1 | | | 0 | 6 |
| Talib TM | 1 | 0 | 0 | 1 | | | 0 | 6 |
| TEAM | 51 | 19 | 25 | 7 | 50/50 | 24/30 | 1 | 430 |
| OPPONENTS | 30 | 8 | 22 | 0 | 30/30 | 16/17 | 1 | 260 |

2-Pt Conv: TM 0-1, OPP 0-0 SACKS: Jones 6, Ninkovich 6, Hightower 3, Mayo 3, Cunningham 2.5, Scott 2, Love 1.5, Spikes 1, Wilfork 1, TM 26, OPP 19 FUM/LOST: Brady 2/0, Ridley 2/1, Welker 2/1, Edelman 1/1, Gronkowski 1/1, McCourty 1/1

| * PASSING | Att | Cmp | Yds | Cmp% | Yds/Att | TD | TD% | Int | Int% | Long | Sack/Lost | Rating |
|-----------|-----|-----|------|------|---------|----|-----|-----|------|------|-----------|--------|
| Brady | 460 | 298 | 3537 | 64.8 | 7.69 | 25 | 5.4 | 4 | 0.9 | 83t | 19/ 128 | 102.6 |
| Mallett | 3 | 1 | 17 | 33.3 | 5.67 | 0 | 0.0 | 0 | 0.0 | 17 | 0/ 0 | 53.5 |
| TEAM | 463 | 299 | 3554 | 64.6 | 7.68 | 25 | 5.4 | 4 | 0.9 | 83t | 19/ 128 | 102.3 |
| OPPONENTS | 447 | 285 | 3504 | 63.8 | 7.84 | 22 | 4.9 | 14 | 3.1 | 68t | 26/ 145 | 91.2 |

| * RUSHING | No. | Yds | Avg | Long | TD |
|-------------|-----|------|------|------|----|
| Ridley | 225 | 1010 | 4.5 | 41 | 9 |
| Bolden | 43 | 234 | 5.4 | 27 | 2 |
| Woodhead | 57 | 211 | 3.7 | 19 | 2 |
| Vereen | 46 | 173 | 3.8 | 16 | 3 |
| Edelman | 4 | 45 | 11.3 | 47 | 0 |
| Brady | 19 | 15 | 0.8 | 7 | 3 |
| Hernandez | 1 | 5 | 5.0 | 5 | 0 |
| Hilliard TM | 1 | 2 | 2.0 | 2 | 0 |
| Mallett | 5 | -6 | -1.2 | -1 | 0 |
| TEAM | 401 | 1689 | 4.2 | 47 | 19 |
| OPPONENTS | 311 | 1210 | 3.9 | 20 | 8 |

| * RECEIVING | No. | Yds | Avg | Long | TD |
|--------------|-----|------|------|------|----|
| Welker | 92 | 1064 | 11.6 | 59 | 4 |
| Gronkowski | 53 | 748 | 14.1 | 41 | 10 |
| Lloyd | 50 | 561 | 11.2 | 27 | 3 |
| Hernandez | 27 | 276 | 10.2 | 31 | 2 |
| Woodhead | 26 | 272 | 10.5 | 25 | 2 |
| Edelman | 21 | 235 | 11.2 | 56t | 3 |
| Branch | 9 | 80 | 8.9 | 25 | 0 |
| Vereen | 7 | 145 | 20.7 | 83t | 1 |
| Ridley | 6 | 51 | 8.5 | 20 | 0 |
| Fells | 3 | 77 | 25.7 | 35 | 0 |
| Hoomanawanui | 2 | 22 | 11.0 | 18 | 0 |
| Bolden | 2 | 11 | 5.5 | 11 | 0 |
| Winslow | 1 | 12 | 12.0 | 12 | 0 |
| TEAM | 299 | 3554 | 11.9 | 83t | 25 |
| OPPONENTS | 285 | 3504 | 12.3 | 68t | 22 |

| * INTERCEPTIONS | No. | Yds | Avg | Long | TD |
|-----------------|-----|-----|------|------|----|
| Wilson | 4 | 87 | 21.8 | 45 | 0 |
| Dennard | 3 | 95 | 31.7 | 87t | 1 |
| McCourty | 3 | 34 | 11.3 | 34 | 0 |
| Talib LG | 2 | 59 | 29.5 | 59t | 1 |
| Talib TM | 1 | 59 | 59.0 | 59t | 1 |
| Gregory | 2 | 37 | 18.5 | 36 | 0 |
| Mayo | 1 | 0 | 0.0 | 0 | 0 |
| TEAM | 14 | 312 | 22.3 | 87t | 2 |
| OPPONENTS | 4 | 53 | 13.3 | 30 | 0 |

| * PUNTING | No. | Yds | Avg | Net | TB | In | Lg | B |
|-----------|-----|------|------|------|----|----|----|---|
| Mesko | 40 | 1700 | 42.5 | 36.9 | 5 | 20 | 62 | 1 |
| TEAM | 41 | 1700 | 41.5 | 36.9 | 5 | 20 | 62 | 1 |
| OPPONENTS | 46 | 2272 | 49.4 | 39.6 | 4 | 14 | 66 | 0 |

| * PUNT RETURNS | Ret | FC | Yds | Avg | Long | TD |
|----------------|-----|----|-----|------|------|----|
| Edelman | 17 | 1 | 263 | 15.5 | 68t | 1 |
| Welker | 9 | 4 | 108 | 12.0 | 27 | 0 |
| TEAM | 26 | 5 | 371 | 14.3 | 68t | 1 |
| OPPONENTS | 13 | 13 | 88 | 6.8 | 25 | 0 |

| * KICKOFF RETURNS | No. | Yds | Avg | Long | TD |
|-------------------|-----|-----|------|------|----|
| McCourty | 22 | 547 | 24.9 | 104t | 1 |
| Edelman | 3 | 38 | 12.7 | 32 | 0 |
| Welker | 2 | 26 | 13.0 | 17 | 0 |
| Woodhead | 2 | 43 | 21.5 | 23 | 0 |
| Gronkowski | 1 | 0 | 0.0 | 0 | 0 |
| Slater | 1 | 19 | 19.0 | 19 | 0 |
| TEAM | 31 | 673 | 21.7 | 104t | 1 |
| OPPONENTS | 44 | 897 | 20.4 | 41 | 0 |

| * FIELD GOALS | 1-19 | 20-29 | 30-39 | 40-49 | 50+ |
|---------------|------------|---------------------------|-----------------|-----------------|---|
| Gostkowski | 0/ 0 | 7/ 7 | 8/10 | 7/11 | 2/2 |
| TEAM | 0/ 0 | 7/ 7 | 8/10 | 7/11 | 2/2 |
| OPPONENTS | 0/ 0 | 4/ 4 | 4/ 4 | 7/ 7 | 1/2 |
| Gostkowski: | (25G, 31G) | (46G, 34G, 51G, 53G, 42N) | (37G, 49G, 20G) | (49N, 42N, 30G) | (23G) (25G, 35G, 35G) (43G, 48G) |
| | (26G) | (43G, 48G, 27G) | (36N, 31G) | (39N) | (49N, 43G, 32G, 20G) |
| OPP: | (28G, 24G) | (38G, 47G) | (27G) () () | (34G) | (54G, 21G, 43G, 43G) () (41G) (47G, 58N) (32G) (44G, 33G, 42G) |



2012 DEFENSIVE STATISTICS

Tackle Statistics based on Coaches Film Review

| PLAYER Name | TACKLES | | | SACKS | | | INTERCEPTIONS | | | | FUMBLES | | | | SP. TEAMS | | | | |
|---------------------|------------|------------|------------|-------------|--------------|-----------|---------------|------------|----------|-----------|-----------|-----------|-----------|----------|-----------|-----------|-----------|----------|----------|
| | TT | UT | A | S | Yds | QH | Int | Yds | TD | PD | FF | FR | Yds | TD | TT | UT | A | FF | FR |
| Jerod Mayo | 151 | 94 | 57 | 3.0 | 24.0 | 3 | 1 | 0 | 0 | 2 | 4 | 1 | 0 | 0 | 0 | 0 | 0 | 0 | 0 |
| Brandon Spikes | 115 | 75 | 40 | 1.0 | 2.0 | 5 | 0 | 0 | 0 | 7 | 5 | 0 | 0 | 0 | 0 | 0 | 0 | 0 | 0 |
| Devin McCourty | 71 | 49 | 22 | 0.0 | 0.0 | 0 | 3 | 34 | 0 | 11 | 1 | 0 | 0 | 0 | 2 | 2 | 0 | 1 | 0 |
| Kyle Arrington | 51 | 41 | 10 | 0.0 | 0.0 | 1 | 0 | 0 | 0 | 8 | 0 | 1 | 0 | 0 | 4 | 4 | 0 | 0 | 0 |
| Dont'a Hightower | 47 | 32 | 15 | 3.0 | 16.0 | 5 | 0 | 0 | 0 | 1 | 0 | 1 | 6 | 1 | 0 | 0 | 0 | 0 | 0 |
| Rob Ninkovich | 47 | 39 | 8 | 6.0 | 33.5 | 9 | 0 | 0 | 0 | 1 | 5 | 4 | 0 | 0 | 0 | 0 | 0 | 0 | 0 |
| Vince Wilfork | 42 | 29 | 13 | 1.0 | 10.0 | 2 | 0 | 0 | 0 | 5 | 1 | 4 | 0 | 0 | 0 | 0 | 0 | 0 | 0 |
| Chandler Jones | 39 | 18 | 21 | 6.0 | 33.0 | 11 | 0 | 0 | 0 | 2 | 3 | 0 | 0 | 0 | 0 | 0 | 0 | 0 | 0 |
| Patrick Chung | 39 | 22 | 17 | 0.0 | 0.0 | 0 | 0 | 0 | 0 | 2 | 0 | 0 | 0 | 0 | 1 | 0 | 1 | 0 | 0 |
| Tavon Wilson | 39 | 27 | 12 | 0.0 | 0.0 | 0 | 4 | 87 | 0 | 6 | 0 | 2 | 0 | 0 | 6 | 3 | 3 | 0 | 0 |
| Steve Gregory | 38 | 22 | 16 | 0.0 | 0.0 | 0 | 2 | 37 | 0 | 3 | 1 | 2 | 32 | 1 | 0 | 0 | 0 | 0 | 0 |
| Kyle Love | 33 | 18 | 15 | 1.5 | 4.0 | 1 | 0 | 0 | 0 | 0 | 0 | 0 | 0 | 0 | 0 | 0 | 0 | 0 | 0 |
| Alfonzo Dennard | 30 | 28 | 2 | 0.0 | 0.0 | 0 | 3 | 95 | 1 | 6 | 1 | 0 | 0 | 0 | 0 | 0 | 0 | 0 | 0 |
| Jermaine Cunningham | 24 | 15 | 9 | 2.5 | 20.5 | 6 | 0 | 0 | 0 | 0 | 0 | 2 | 0 | 0 | 0 | 0 | 0 | 0 | 0 |
| Sterling Moore | 12 | 11 | 1 | 0.0 | 0.0 | 0 | 0 | 0 | 0 | 1 | 1 | 1 | 0 | 0 | 0 | 0 | 0 | 0 | 0 |
| Aqib Talib | 12 | 8 | 4 | 0.0 | 0.0 | 0 | 1 | 59 | 1 | 1 | 0 | 0 | 0 | 0 | 0 | 0 | 0 | 0 | 0 |
| Trevor Scott | 9 | 8 | 1 | 2.0 | 2.0 | 2 | 0 | 0 | 0 | 0 | 1 | 0 | 0 | 0 | 2 | 2 | 0 | 0 | 0 |
| Ras-I Dowling | 7 | 5 | 2 | 0.0 | 0.0 | 0 | 0 | 0 | 0 | 1 | 0 | 0 | 0 | 0 | 0 | 0 | 0 | 0 | 0 |
| Marquice Cole | 5 | 3 | 2 | 0.0 | 0.0 | 0 | 0 | 0 | 0 | 2 | 0 | 0 | 0 | 0 | 4 | 3 | 1 | 0 | 0 |
| Brandon Deaderick | 5 | 2 | 3 | 0.0 | 0.0 | 1 | 0 | 0 | 0 | 0 | 2 | 0 | 0 | 0 | 0 | 0 | 0 | 0 | 0 |
| Tracy White | 4 | 3 | 1 | 0.0 | 0.0 | 0 | 0 | 0 | 0 | 0 | 0 | 0 | 0 | 0 | 3 | 3 | 0 | 0 | 0 |
| Justin Francis | 2 | 1 | 1 | 0.0 | 0.0 | 2 | 0 | 0 | 0 | 0 | 0 | 0 | 0 | 0 | 1 | 0 | 1 | 0 | 0 |
| Ron Brace | 2 | 1 | 1 | 0.0 | 0.0 | 0 | 0 | 0 | 0 | 0 | 0 | 0 | 0 | 0 | 0 | 0 | 0 | 0 | 0 |
| Niko Koutouvides | 1 | 0 | 1 | 0.0 | 0.0 | 0 | 0 | 0 | 0 | 0 | 0 | 0 | 0 | 0 | 8 | 1 | 7 | 0 | 0 |
| Jeff Tarpinian | 1 | 1 | 0 | 0.0 | 0.0 | 0 | 0 | 0 | 0 | 0 | 0 | 0 | 0 | 0 | 0 | 0 | 0 | 0 | 0 |
| Derrick Martin | 1 | 1 | 0 | 0.0 | 0.0 | 0 | 0 | 0 | 0 | 0 | 0 | 0 | 0 | 0 | 5 | 4 | 1 | 0 | 0 |
| Nate Ebner | 0 | 0 | 0 | 0.0 | 0.0 | 0 | 0 | 0 | 0 | 0 | 0 | 0 | 0 | 0 | 14 | 13 | 1 | 0 | 0 |
| Bobby Carpenter | 0 | 0 | 0 | 0.0 | 0.0 | 0 | 0 | 0 | 0 | 0 | 0 | 0 | 0 | 0 | 3 | 3 | 0 | 0 | 0 |
| M.Hoomanawanui | 0 | 0 | 0 | 0.0 | 0.0 | 0 | 0 | 0 | 0 | 0 | 0 | 0 | 0 | 0 | 1 | 1 | 0 | 0 | 0 |
| Julian Edelman | 0 | 0 | 0 | 0.0 | 0.0 | 0 | 0 | 0 | 0 | 0 | 0 | 0 | 0 | 0 | 1 | 1 | 0 | 0 | 1 |
| Shane Vereen | 0 | 0 | 0 | 0.0 | 0.0 | 0 | 0 | 0 | 0 | 0 | 0 | 0 | 0 | 0 | 1 | 1 | 0 | 0 | 0 |
| Brandon Bolden | 0 | 0 | 0 | 0.0 | 0.0 | 0 | 0 | 0 | 0 | 0 | 0 | 0 | 0 | 0 | 2 | 2 | 0 | 0 | 0 |
| Mike Rivera | 0 | 0 | 0 | 0.0 | 0.0 | 0 | 0 | 0 | 0 | 0 | 0 | 0 | 0 | 0 | 5 | 3 | 2 | 0 | 0 |
| Malcolm Williams | 0 | 0 | 0 | 0.0 | 0.0 | 0 | 0 | 0 | 0 | 0 | 0 | 0 | 0 | 0 | 1 | 1 | 0 | 0 | 0 |
| Matthew Slater | 0 | 0 | 0 | 0.0 | 0.0 | 0 | 0 | 0 | 0 | 0 | 0 | 0 | 0 | 0 | 17 | 10 | 7 | 0 | 0 |
| Steven Gostkowski | 0 | 0 | 0 | 0.0 | 0.0 | 0 | 0 | 0 | 0 | 0 | 0 | 0 | 0 | 0 | 3 | 2 | 1 | 0 | 0 |
| | 827 | 553 | 274 | 26.0 | 145.0 | 48 | 14 | 312 | 2 | 59 | 25 | 18 | 38 | 2 | 84 | 59 | 25 | 1 | 1 |

| FUMBLES - LOST (9-5) | | | | |
|----------------------|----------|----------|----------|----------|
| | No. | Own | | O.B. |
| | | Lost | Rec | |
| Tom Brady | 2 | 0 | 1 | 0 |
| Julian Edelman | 1 | 1 | 0 | 0 |
| Rob Gronkowski | 1 | 1 | 0 | 0 |
| Devin McCourty | 1 | 1 | 0 | 0 |
| Stevan Ridley | 2 | 1 | 0 | 1 |
| Nate Solder | 0 | 0 | 1 | 0 |
| Wes Welker | 2 | 1 | 0 | 0 |
| | 9 | 5 | 1 | 1 |

| MISC. OFFENSIVE STATS | | | | |
|-----------------------|----------|----------|----------|----------|
| | Tkl | Ast | FF | FR |
| Tom Brady | 1 | 0 | 0 | 0 |
| Deion Branch | 1 | 0 | 0 | 0 |
| Daniel Fells | 1 | 0 | 0 | 0 |
| Julian Edelman | 1 | 0 | 0 | 0 |
| Rob Gronkowski | 1 | 0 | 0 | 0 |
| Stevan Ridley | 1 | 0 | 0 | 0 |
| Ryan Wendell | 1 | 0 | 0 | 0 |
| | 7 | 0 | 0 | 0 |

| KEY | |
|-----------------------|--------------------------------------|
| TT-Total Tackles | Int/Yds-Interceptions/Yards Returned |
| UT-Unassisted Tackles | PD-Passes Defensed |

| BLOCKED KICKS | | |
|---------------|----|----|
| | XP | FG |
| | | P |
| Totals | 0 | 0 |



2012 New England Patriots Roster

AS OF DECEMBER 4, 2012

ALPHABETICAL ROSTER

| # | NAME | POS | HT | WT | BORN | YR | COLLEGE | H.S. HOMETOWN |
|----|-----------------------|-----|------|-----|------------|----|------------------------|--------------------------|
| 48 | Aiken, Danny | LS | 6-4 | 260 | 8/28/1988 | 2 | Virginia | Roanoke, Va. |
| 24 | Arrington, Kyle | CB | 5-10 | 195 | 8/12/1986 | 4 | Hofstra | Accokeek, Md. |
| 92 | Bequette, Jake | DE | 6-4 | 265 | 2/21/1989 | R | Arkansas | Little Rock, Ark. |
| 38 | Bolden, Brandon | RB | 5-11 | 220 | 1/26/1990 | R | Mississippi | Baton Rouge, La. |
| 97 | Brace, Ron | DL | 6-3 | 330 | 12/18/1986 | 4 | Boston College | Worcester, Mass. |
| 12 | Brady, Tom | QB | 6-4 | 225 | 8/3/1977 | 13 | Michigan | San Mateo, Calif. |
| 61 | Cannon, Marcus | OL | 6-5 | 340 | 5/6/1988 | 2 | Texas Christian | Odessa, Texas |
| 25 | Chung, Patrick | S | 5-11 | 210 | 8/19/1987 | 4 | Oregon | Rancho Cucamonga, Calif. |
| 23 | Cole, Marquice | CB | 5-10 | 195 | 11/13/1983 | 4 | Northwestern | Hazel Crest, Ill. |
| 63 | Connolly, Dan | OL | 6-4 | 310 | 9/2/1982 | 7 | Southeast Missouri St. | St. Louis, Mo. |
| 96 | Cunningham, Jermaine | DE | 6-3 | 255 | 4/24/1988 | 3 | Florida | Stone Mountain, Ga. |
| 71 | Deaderick, Brandon | DL | 6-4 | 305 | 8/19/1987 | 3 | Alabama | Elizabethtown, Ky. |
| 37 | Dennard, Alfonzo | CB | 5-10 | 200 | 9/9/1989 | R | Nebraska | Rochelle, Ga. |
| 46 | Develin, James | RB | 6-3 | 251 | 7/23/1988 | 1 | Brown | Gibertsville, Pa. |
| 43 | Ebner, Nate | DB | 6-0 | 210 | 12/14/1988 | R | Ohio State | Dublin, Ohio |
| 11 | Edelman, Julian | WR | 5-10 | 200 | 5/22/1986 | 4 | Kent State | Redwood City, Calif. |
| 86 | Fells, Daniel | TE | 6-4 | 265 | 9/23/1983 | 6 | UC Davis | Fullerton, Calif. |
| 94 | Francis, Justin | DL | 6-4 | 270 | 2/8/1989 | R | Rutgers | Opa-Locka, Fla. |
| 3 | Gostkowski, Stephen | K | 6-1 | 215 | 1/28/1984 | 7 | Memphis | Madison, Miss. |
| 28 | Gregory, Steve | S | 5-11 | 200 | 1/8/1983 | 7 | Syracuse | Staten Island, N.Y. |
| 87 | Gronkowski, Rob | TE | 6-6 | 265 | 5/14/1989 | 3 | Arizona | Pittsburgh, Pa. |
| 81 | Hernandez, Aaron | TE | 6-1 | 245 | 11/6/1989 | 3 | Florida | Bristol, Conn. |
| 54 | Hightower, Dont'a | LB | 6-3 | 270 | 3/12/1990 | R | Alabama | Lewisburg, Tenn. |
| 47 | Hoomanawanui, Michael | TE | 6-4 | 263 | 7/4/1988 | 3 | Illinois | Bloomington, Ill. |
| 95 | Jones, Chandler | DE | 6-5 | 260 | 2/27/1990 | R | Syracuse | Endicott, N.Y. |
| 90 | Koutouvides, Niko | LB | 6-2 | 245 | 3/25/1981 | 9 | Purdue | New Britain, Conn. |
| 85 | Lloyd, Brandon | WR | 6-0 | 200 | 7/5/1981 | 10 | Illinois | Blue Springs, Mo. |
| 74 | Love, Kyle | DL | 6-1 | 315 | 11/18/1986 | 3 | Mississippi State | Fairburn, Ga. |
| 15 | Mallett, Ryan | QB | 6-6 | 245 | 6/5/1988 | 2 | Arkansas | Texarkana, Texas |
| 70 | Mankins, Logan | G | 6-4 | 310 | 3/10/1982 | 8 | Fresno State | Catheys Valley, Calif. |
| 26 | Martin, Derrick | S | 5-10 | 203 | 5/16/1985 | 7 | Wyoming | Denver, Colo. |
| 51 | Mayo, Jerod | LB | 6-1 | 250 | 2/23/1986 | 5 | Tennessee | Hampton, Va. |
| 32 | McCourty, Devin | DB | 5-10 | 195 | 8/13/1987 | 3 | Rutgers | Montvale, N.J. |
| 65 | McDonald, Nick | OL | 6-4 | 305 | 6/27/1987 | 3 | Grand Valley State | Sterling Heights, Mich. |
| 14 | Mesko, Zoltan | P | 6-5 | 230 | 3/6/1986 | 3 | Michigan | Twinsburg, Ohio |
| 50 | Ninkovich, Rob | DL | 6-2 | 260 | 2/1/1984 | 7 | Purdue | Blue Island, Ill. |
| 67 | Petrus, Mitch | OL | 6-3 | 315 | 5/11/1987 | 3 | Arkansas | Carlisle, Ark. |
| 22 | Ridley, Stevan | RB | 5-11 | 220 | 1/27/1989 | 2 | Louisiana State | Natchez, Miss. |
| 59 | Rivera, Mike | LB | 6-2 | 255 | 1/10/1986 | 1 | Kansas | Shawnee Mission, Kan. |
| 99 | Scott, Trevor | DE | 6-5 | 250 | 8/30/1984 | 5 | Buffalo | Potsdam, N.Y. |
| 80 | Shiancoe, Visanthe | TE | 6-4 | 250 | 6/18/1980 | 10 | Morgan State | Laurel, Md. |
| 18 | Slater, Matthew | WR | 6-0 | 210 | 9/9/1985 | 5 | UCLA | Anaheim, Calif. |
| 77 | Solder, Nate | T | 6-8 | 320 | 4/12/1988 | 2 | Colorado | Buena Vista, Colo. |
| 55 | Spikes, Brandon | LB | 6-2 | 255 | 9/3/1987 | 3 | Florida | Shelby, N.C. |
| 31 | Talib, Aqib | CB | 6-1 | 205 | 2/13/1986 | 5 | Kansas | Richardson, Texas |
| 64 | Thomas, Donald | OL | 6-4 | 305 | 9/25/1985 | 5 | Connecticut | New Haven, Conn. |
| 34 | Vereen, Shane | RB | 5-9 | 205 | 5/2/1989 | 2 | California | Valencia, Calif. |
| 76 | Vollmer, Sebastian | T | 6-8 | 320 | 7/10/1984 | 4 | Houston | Kaarst, Germany |
| 83 | Welker, Wes | WR | 5-9 | 185 | 5/1/1981 | 9 | Texas Tech | Oklahoma City, Okla. |
| 62 | Wendell, Ryan | OL | 6-2 | 300 | 3/4/1986 | 4 | Fresno State | Diamond Bar, Calif. |
| 58 | White, Tracy | LB | 6-0 | 235 | 4/14/1981 | 10 | Howard | St. Stephen, S.C. |
| 75 | Wilfork, Vince | DL | 6-2 | 325 | 11/4/1981 | 9 | Miami (Fla.) | Boynton Beach, Fla. |
| 27 | Wilson, Tavon | DB | 6-0 | 210 | 3/19/1990 | R | Illinois | Washington, D.C. |
| 39 | Woodhead, Danny | RB | 5-8 | 200 | 1/25/1985 | 5 | Chadron State | North Platte, Neb. |
| 66 | Zusevics, Markus | T | 6-5 | 300 | 4/25/1989 | R | Iowa | Arlington Heights, Ill. |

NUMERICAL ROSTER

| # | NAME | POS |
|----|----------------------|-----|
| 3 | Stephen Gostkowski | K |
| 11 | Julian Edelman | WR |
| 12 | Tom Brady | QB |
| 14 | Zoltan Mesko | P |
| 15 | Ryan Mallett | QB |
| 18 | Matthew Slater | WR |
| 22 | Stevan Ridley | RB |
| 23 | Marquice Cole | CB |
| 24 | Kyle Arrington | CB |
| 25 | Patrick Chung | S |
| 26 | Derrick Martin | S |
| 27 | Tavon Wilson | DB |
| 28 | Steve Gregory | S |
| 31 | Aqib Talib | CB |
| 32 | Devin McCourty | DB |
| 34 | Shane Vereen | RB |
| 37 | Alfonzo Dennard | CB |
| 38 | Brandon Bolden | RB |
| 39 | Danny Woodhead | RB |
| 43 | Nate Ebner | DB |
| 46 | James Develin | RB |
| 47 | Michael Hoomanawanui | TE |
| 48 | Danny Aiken | LS |
| 50 | Rob Ninkovich | DL |
| 51 | Jerod Mayo | LB |
| 54 | Dont'a Hightower | LB |
| 55 | Brandon Spikes | LB |
| 58 | Tracy White | LB |
| 59 | Mike Rivera | LB |
| 61 | Marcus Cannon | OL |
| 62 | Ryan Wendell | OL |
| 63 | Dan Connolly | OL |
| 64 | Donald Thomas | OL |
| 65 | Nick McDonald | OL |
| 66 | Markus Zusevics | T |
| 67 | Mitch Petrus | OL |
| 70 | Logan Mankins | G |
| 71 | Brandon Deaderick | DL |
| 74 | Kyle Love | DL |
| 75 | Vince Wilfork | DL |
| 76 | Sebastian Vollmer | T |
| 77 | Nate Solder | T |
| 80 | Visanthe Shiancoe | TE |
| 81 | Aaron Hernandez | TE |
| 83 | Wes Welker | WR |
| 85 | Brandon Lloyd | WR |
| 86 | Daniel Fells | TE |
| 87 | Rob Gronkowski | TE |
| 90 | Niko Koutouvides | LB |
| 92 | Jake Bequette | DE |
| 94 | Justin Francis | DL |
| 95 | Chandler Jones | DE |
| 96 | Jermaine Cunningham | DE |
| 97 | Ron Brace | DL |
| 99 | Trevor Scott | DE |

PRACTICE SQUAD

| # | NAME | POS | HT | WT | BORN | YR | COLLEGE | H.S. HOMETOWN |
|----|------------------|-----|------|-----|------------|----|-----------------|----------------------|
| 16 | Aiken, Kamar | WR | 6-2 | 213 | 5/30/1989 | 2 | Central Florida | Hollywood, Fla. |
| 17 | Ebert, Jeremy | WR | 6-0 | 195 | 4/6/1989 | R | Northwestern | Hilliard, Ohio |
| 98 | Forston, Marcus | DL | 6-3 | 305 | 9/28/1989 | R | Miami (Fla.) | Miami, Fla. |
| 53 | Tarpinian, Jeff | LB | 6-3 | 240 | 10/16/1987 | 2 | Iowa | Omaha, Neb. |
| 60 | Warren, Jeremiah | OL | 6-4 | 320 | 9/20/1987 | R | South Florida | Panama City, Fla. |
| 41 | Williams, Malolm | DB | 5-11 | 205 | 11/22/1987 | 2 | Texas Christian | Grand Prairie, Texas |

RESERVE/DID NOT REPORT

| # | NAME | POS | HT | WT | BORN | YR | COLLEGE | H.S. HOMETOWN |
|----|---------------|-----|-----|-----|-----------|----|-------------|-------------------|
| 54 | Waters, Brian | G | 6-3 | 320 | 2/18/1977 | 13 | North Texas | Waxahachie, Texas |

RESERVE/P.U.P. LIST

| # | NAME | POS | HT | WT | BORN | YR | COLLEGE | H.S. HOMETOWN |
|----|---------------|-----|-----|-----|------------|----|------------|------------------|
| 88 | Ballard, Jake | TE | 6-6 | 275 | 12/21/1987 | 2 | Ohio State | Springboro, Ohio |
| 91 | Pryor, Myron | DL | 6-1 | 305 | 6/13/1986 | 4 | Kentucky | Louisville, Ky. |

EXEMPT/LEFT SQUAD

| # | NAME | POS | HT | WT | BORN | YR | COLLEGE | H.S. HOMETOWN |
|----|-----------------|-----|-----|-----|-----------|----|----------|-------------------|
| 42 | Fiammetta, Tony | FB | 6-0 | 250 | 8/22/1986 | 4 | Syracuse | Walkersville, Md. |

RESERVE/INJURED LIST

| # | NAME | POS | HT | WT | BORN | YR | COLLEGE | H.S. HOMETOWN |
|----|-----------------|-----|------|-----|------------|----|---------------|-----------------|
| 26 | Allen, Will | CB | 5-10 | 195 | 8/5/1978 | 12 | Syracuse | Syracuse, N.Y. |
| 30 | Barrett, Josh | S | 6-2 | 225 | 11/22/1984 | 5 | Arizona State | Reno, Nev. |
| 42 | Demps, Jeff | RB | 5-7 | 191 | 1/8/1990 | R | Florida | Groveland, Fla. |
| 21 | Dowling, Ras-I | CB | 6-1 | 210 | 5/9/1988 | 2 | Virginia | Chesapeake, Va. |
| 52 | Fletcher, Dane | LB | 6-2 | 245 | 9/14/1986 | 3 | Montana State | Bozeman, Mont. |
| 82 | Herman, Brad | TE | 6-5 | 255 | 12/29/1989 | R | Iowa | Metamora, Ill. |
| 69 | Hix, Kyle | OL | 6-7 | 315 | 9/23/1988 | 2 | Texas | Aledo, Tex. |
| 46 | Larsen, Spencer | FB | 6-2 | 245 | 3/4/1984 | 5 | Arizona | Gilbert, Ariz. |
| 71 | Richard, Jamey | OL | 6-5 | 295 | 10/9/1984 | 5 | Buffalo | Weston, Conn. |

RESERVE/MILITARY LIST

| # | NAME | POS | HT | WT | BORN | YR | COLLEGE | H.S. HOMETOWN |
|----|-------------|-----|-----|-----|-----------|----|---------|----------------|
| 15 | White, Shun | WR | 5-8 | 195 | 12/9/1985 | 1 | Navy | Memphis, Tenn. |

HEAD COACH: BILL BELICHICK

ASSISTANTS: Josh Boyer, Cornerbacks; Moses Cabrera, Assistant Strength and Conditioning; Ivan Fears, Running Backs; Brian Flores, Safeties;

George Godsey, Tight Ends; Patrick Graham, Defensive Line; Pepper Johnson, Linebackers; Joe Judge, Special Teams Assistant; Josh McDaniels, Offensive Coordinator/Quarterbacks;

Harold Nash, Head Strength and Conditioning; Scott O'Brien, Special Teams; Chad O'Shea, Receivers; Matt Patricia, Defensive Coordinator; Dante Scarnecchia, Assistant Head Coach/Offensive Line

PRACTICE SQUAD

| # | NAME | POS |
|----|------------------|-----|
| 16 | Kamar Aiken | WR |
| 17 | Jeremy Ebert | WR |
| 41 | Malcolm Williams | CB |
| 53 | Jeff Tarpinian | LB |
| 60 | Jeremiah Warren | OL |
| 98 | Marcus Forston | DL |

RESERVE/DID NOT REPORT

| # | NAME | POS |
|----|--------------|-----|
| 54 | Brian Waters | G |

RESERVE/P.U.P. LIST

| # | NAME | POS |
|----|--------------|-----|
| 88 | Jake Ballard | TE |
| 91 | Myron Pryor | DL |

EXEMPT/LEFT SQUAD

| # | NAME | POS |
|----|----------------|-----|
| 42 | Tony Fiammetta | FB |

RESERVE/INJURED LIST

| # | NAME | POS |
|----|----------------|-----|
| 21 | Ras-I Dowling | CB |
| 26 | Will Allen | CB |
| 30 | Josh Barrett | S |
| 42 | Jeff Demps | RB |
| 46 | Spencer Larsen | FB |
| 52 | Dane Fletcher | LB |
| 69 | Kyle Hix | OL |
| 71 | Jamey Richard | OL |
| 82 | Brad Herman | TE |

RESERVE/MILITARY LIST

| # | NAME | POS |
|----|------------|-----|
| 15 | Shun White | WR |



2012 Numerical Roster

December 4, 2012

| | | | | | | | | |
|----|----------------------|----|------|-----|----|----|------------------------|-------------|
| 3 | Stephen Gostkowski | K | 6-1 | 215 | 28 | 7 | Memphis | D4b-06 |
| 11 | Julian Edelman | WR | 5-10 | 200 | 26 | 4 | Kent State | D7a-09 |
| 12 | Tom Brady | QB | 6-4 | 225 | 35 | 13 | Michigan | D6b-00 |
| 14 | Zoltan Mesko | P | 6-5 | 230 | 26 | 3 | Michigan | D5-10 |
| 15 | Ryan Mallett | QB | 6-6 | 245 | 24 | 2 | Arkansas | D3b-11 |
| 18 | Matthew Slater | WR | 6-0 | 210 | 27 | 5 | UCLA | D5-08 |
| 22 | Stevan Ridley | RB | 5-11 | 220 | 23 | 2 | Louisiana State | D3a-11 |
| 23 | Marquice Cole | CB | 5-10 | 195 | 29 | 4 | Northwestern | FA-12 |
| 24 | Kyle Arrington | CB | 5-10 | 195 | 26 | 4 | Hofstra | FA-09 |
| 25 | Patrick Chung | S | 5-11 | 210 | 25 | 4 | Oregon | D2a-09 |
| 26 | Derrick Martin | S | 5-10 | 203 | 27 | 7 | Wyoming | FA-12 |
| 27 | Tavon Wilson | DB | 6-0 | 210 | 22 | R | Illinois | D2-12 |
| 28 | Steve Gregory | S | 5-11 | 200 | 29 | 7 | Syracuse | UFA(SD)-12 |
| 31 | Aqib Talib | CB | 6-1 | 205 | 26 | 5 | Kansas | TR(TB)-12 |
| 32 | Devin McCourty | DB | 5-10 | 195 | 25 | 3 | Rutgers | D1-10 |
| 34 | Shane Vereen | RB | 5-9 | 205 | 23 | 2 | California | D2b-11 |
| 37 | Alfonzo Dennard | DB | 5-10 | 200 | 23 | R | Nebraska | D7a-12 |
| 38 | Brandon Bolden | RB | 5-11 | 220 | 22 | R | Mississippi | FA-12 |
| 39 | Danny Woodhead | RB | 5-8 | 200 | 27 | 5 | Chadron State | FA-10 |
| 43 | Nate Ebner | DB | 6-0 | 210 | 23 | R | Ohio State | D6-12 |
| 46 | James Develin | RB | 6-3 | 251 | 24 | 1 | Brown | FA-12 |
| 47 | Michael Hoomanawanui | TE | 6-4 | 263 | 24 | 3 | Illinois | FA-12 |
| 48 | Danny Aiken | LS | 6-4 | 260 | 24 | 2 | Virginia | CW(BUF)-11 |
| 50 | Rob Ninkovich | DL | 6-2 | 260 | 28 | 7 | Purdue | FA-09 |
| 51 | Jerod Mayo | LB | 6-1 | 250 | 26 | 5 | Tennessee | D1-08 |
| 54 | Dont'a Hightower | LB | 6-3 | 270 | 22 | R | Alabama | D1b-12 |
| 55 | Brandon Spikes | LB | 6-2 | 255 | 25 | 3 | Florida | D2c-10 |
| 58 | Tracy White | LB | 6-0 | 235 | 31 | 10 | Howard | TR(PHI)-10 |
| 59 | Mike Rivera | LB | 6-2 | 255 | 26 | 1 | Kansas | FA-12 |
| 61 | Marcus Cannon | OL | 6-5 | 340 | 24 | 2 | Texas Christian | D5a-11 |
| 62 | Ryan Wendell | OL | 6-2 | 300 | 26 | 4 | Fresno State | FA-08 |
| 63 | Dan Connolly | OL | 6-4 | 310 | 30 | 7 | Southeast Missouri St. | FA(JAX)-08 |
| 64 | Donald Thomas | OL | 6-4 | 305 | 27 | 5 | Connecticut | FA-11 |
| 65 | Nick McDonald | OL | 6-4 | 305 | 25 | 3 | Grand Valley State | FA-11 |
| 66 | Markus Zusevics | T | 6-5 | 300 | 23 | R | Iowa | FA-12 |
| 67 | Mitch Petrus | OL | 6-3 | 315 | 25 | 3 | Arkansas | FA-12 |
| 70 | Logan Mankins | G | 6-4 | 310 | 30 | 8 | Fresno State | D1-05 |
| 71 | Brandon Deaderick | DL | 6-4 | 305 | 25 | 3 | Alabama | D7b-10 |
| 74 | Kyle Love | DL | 6-1 | 315 | 26 | 3 | Mississippi State | FA-10 |
| 75 | Vince Wilfork | DL | 6-2 | 325 | 31 | 9 | Miami (Fla.) | D1a-04 |
| 76 | Sebastian Vollmer | T | 6-8 | 320 | 28 | 4 | Houston | D2d-09 |
| 77 | Nate Solder | T | 6-8 | 320 | 24 | 2 | Colorado | D1-11 |
| 80 | Visanthe Shiancoe | TE | 6-4 | 250 | 32 | 10 | Morgan State | (9/5/12) |
| 81 | Aaron Hernandez | TE | 6-1 | 245 | 23 | 3 | Florida | D4-10 |
| 83 | Wes Welker | WR | 5-9 | 185 | 31 | 9 | Texas Tech | TR(MIA)-07 |
| 85 | Brandon Lloyd | WR | 6-0 | 200 | 31 | 10 | Illinois | UFA(STL)-12 |
| 86 | Daniel Fells | TE | 6-4 | 265 | 29 | 6 | UC Davis | UFA(DEN)-12 |
| 87 | Rob Gronkowski | TE | 6-6 | 265 | 23 | 3 | Arizona | D2a-10 |
| 90 | Niko Koutouvides | LB | 6-2 | 245 | 31 | 9 | Purdue | FA-12 |
| 92 | Jake Bequette | DE | 6-5 | 265 | 23 | R | Arkansas | D3-12 |
| 94 | Justin Francis | DL | 6-4 | 270 | 23 | R | Rutgers | FA-12 |
| 95 | Chandler Jones | DE | 6-5 | 260 | 22 | R | Syracuse | D1a-12 |
| 96 | Jermaine Cunningham | DE | 6-3 | 255 | 24 | 3 | Florida | D2b-10 |
| 97 | Ron Brace | DL | 6-3 | 330 | 25 | 4 | Boston College | D2b-09 |
| 99 | Trevor Scott | DE | 6-5 | 250 | 28 | 5 | Buffalo | UFA(OAK)-12 |

PRACTICE SQUAD

| # | NAME | POS | HT | WT | AGE | YR | COLLEGE | ACQ. |
|----|------------------|-----|------|-----|-----|----|-----------------|--------|
| 16 | Kamar Aiken | WR | 6-2 | 213 | 23 | 2 | Central Florida | FA-12 |
| 17 | Jeremy Ebert | WR | 6-0 | 195 | 23 | R | Northwestern | D7b-12 |
| 41 | Malcolm Williams | CB | 5-11 | 205 | 25 | 2 | Texas Christian | D7-11 |
| 53 | Jeff Tarpinian | LB | 6-3 | 240 | 25 | 2 | Iowa | FA-11 |
| 60 | Jeremiah Warren | OL | 6-4 | 320 | 25 | R | South Florida | FA-12 |
| 98 | Marcus Forston | DL | 6-3 | 305 | 23 | R | Miami (Fla.) | FA-12 |

RESERVE/DID NOT REPORT

| # | NAME | POS | HT | WT | AGE | YR | COLLEGE | ACQ. |
|----|--------------|-----|-----|-----|-----|----|-------------|-------|
| 54 | Brian Waters | G | 6-3 | 320 | 35 | 13 | North Texas | FA-11 |

RESERVE/P.U.P. LIST

| # | NAME | POS | HT | WT | AGE | YR | COLLEGE | DATE |
|----|--------------|-----|-----|-----|-----|----|------------|-----------|
| 88 | Jake Ballard | TE | 6-6 | 275 | 24 | 2 | Ohio State | (8/27/12) |
| 91 | Myron Pryor | DL | 6-1 | 305 | 26 | 4 | Kentucky | (8/27/12) |

EXEMPT/LEFT SQUAD

| # | NAME | POS | HT | WT | AGE | YR | COLLEGE | ACQ. |
|----|----------------|-----|-----|-----|-----|----|----------|-------|
| 42 | Tony Fiammetta | FB | 6-0 | 250 | 26 | 4 | Syracuse | FA-12 |

RESERVE/INJURED LIST

| # | NAME | POS | HT | WT | AGE | YR | COLLEGE | INJURY (IR date) |
|----|----------------|-----|------|-----|-----|----|---------------|--------------------|
| 21 | Ras-I Dowling | CB | 6-1 | 210 | 24 | 2 | Virginia | thigh (10/26/12) |
| 26 | Will Allen | CB | 5-10 | 195 | 34 | 12 | Syracuse | knee (8/27/12) |
| 30 | Josh Barrett | S | 6-2 | 225 | 28 | 5 | Arizona State | groin (8/27/12) |
| 42 | Jeff Demps | RB | 5-7 | 191 | 22 | R | Florida | knee (8/31/12) |
| 46 | Spencer Larsen | FB | 6-2 | 245 | 28 | 5 | Arizona | knee (8/27/12) |
| 52 | Dane Fletcher | LB | 6-2 | 245 | 26 | 3 | Montana State | knee (8/14/12) |
| 69 | Kyle Hix | OL | 6-7 | 315 | 24 | 2 | Texas | shoulder (8/21/12) |
| 71 | Jamey Richard | OL | 6-5 | 295 | 28 | 5 | Buffalo | head (8/2/12) |
| 82 | Brad Herman | TE | 6-5 | 255 | 22 | R | Iowa | Achilles (6/12/12) |

RESERVE/MILITARY LIST

| # | NAME | POS | HT | WT | AGE | YR | COLLEGE | DATE |
|----|------------|-----|-----|-----|-----|----|---------|-----------|
| 15 | Shun White | WR | 5-8 | 195 | 26 | 1 | Navy | (8/17/09) |



2012 Transactions

UPDATED: December 4, 2012

JANUARY, 2012

1/12/2012 Hartline, Mike Signed a future contract

FEBRUARY, 2012

2/7/2012 Carter, Markell Signed a future contract
2/7/2012 Davis, Britt Signed a future contract
2/7/2012 Kopa, Matt Signed a future contract
2/7/2012 Lavarias, Aaron Signed a future contract
2/7/2012 Rivera, Mike Signed a future contract
2/7/2012 Underwood, Tiquan Signed a future contract
2/7/2012 Ventrone, Ross Signed a future contract
2/14/2012 Kettani, Eric Signed a future contract
2/22/2012 Ohmberger, Rich Released
2/22/2012 Wright, Mike Released

MARCH, 2012

3/5/2012 Welker, Wes Designated Franchise Player
3/13/2012 Hoyer, Brian Tendered contract
3/13/2012 Love, Kyle Tendered contract
3/15/2012 Slater, Matthew Signed
3/15/2012 Harrison, Marcus Signed
3/16/2012 Gregory, Steve Signed
3/16/2012 White, Tracy Signed
3/17/2012 Gonzalez, Anthony Signed
3/19/2012 Cole, Marquice Signed
3/19/2012 Scott, Trevor Signed
3/20/2012 Connolly, Dan Signed
3/20/2012 Fanene, Jonathan Signed
3/20/2012 Fells, Daniel Signed
3/20/2012 Lloyd, Brandon Signed
3/20/2012 Cox, Christian Released
3/21/2012 Allen, Will Signed
3/21/2012 Gallery, Robert Signed
3/23/2012 Hoyer, Brian Signed
3/23/2012 Stallworth, Donte' Signed
3/26/2012 Polite, Lousaka Released
3/30/2012 Branch, Deion Signed
3/30/2012 Fiammetta, Tony Signed
3/30/2012 Larsen, Spencer Signed

APRIL, 2012

4/5/2012 Carpenter, Bobby Signed
4/16/2012 Koppen, Dan Signed
4/16/2012 Koepllin, Chris Signed
4/26/2012 Jones, Chandler Drafted
4/26/2012 Hightower, Dont'a Drafted
4/27/2012 Wilson, Tavon Drafted
4/27/2012 Bequette, Jake Drafted
4/28/2012 Ebner, Nate Drafted
4/28/2012 Dennard, Alfonzo Drafted
4/28/2012 Ebert, Jeremy Drafted

MAY, 2012

5/3/2012 Warren, Gerard Signed
5/3/2012 Underwood, Tiquan Released
5/7/2012 Light, Matt Announced his retirement
5/7/2012 Gaffney, Jabar Signed
5/10/2012 Addai, Joseph Signed
5/10/2012 Bolden, Brandon Signed
5/10/2012 Forston, Marcus Signed
5/10/2012 Francis, Justin Signed
5/10/2012 Herman, Brad Signed
5/10/2012 Roark, Matt Signed
5/10/2012 Warren, Jeremiah Signed
5/10/2012 Zusevics, Markus Signed
5/15/2012 Wilosn, Tavon Signed/Draft Choice
5/15/2012 Hartline, Mike Released
5/17/2012 Ebert, Jeremy Signed/Draft Choice
5/18/2012 Opperud, Jon Signed
5/21/2012 Ebner, Nate Signed/Draft Choice
5/21/2012 Welker, Wes Signed Franchise Tender
5/23/2012 Jones, Chandler Signed/Draft Choice
5/29/2012 Dennard, Alfonzo Signed/Draft Choice
5/29/2012 Melillo, Nick Signed
5/29/2012 Richard, Jamey Signed
5/29/2012 Gonzalez, Anthony Released

JUNE, 2012

6/7/2012 Scaife, Bo Signed
6/7/2012 Carter, Markell Released
6/7/2012 Melillo, Nick Released
6/7/2012 Ochocinco, Chad Released
6/7/2012 Opperud, Jon Released
6/11/2012 Holley, Jesse Signed
6/11/2012 Ingersoll, Mike Signed
6/11/2012 Urban, Tyler Signed
6/12/2012 Ballard, Jake Claimed off Waivers (NYG)

Continued

June, 2012

6/12/2012 Herman, Brad Placed on Reserve/Injured (Achilles)
6/15/2012 Bequette, Jake Signed/Draft Choice
6/19/2012 Ingersoll, Mike Released
6/19/2012 Scaife, Bo Released
6/22/2012 Ihedigbo, James Signed

July, 2012

7/19/2012 Hightower, Don't'a Signed/Draft Choice
7/20/2012 Roark, Matt Released
7/23/2012 Love, Kyle Signed
7/25/2012 Bulman, Tim Signed
7/25/2012 Shiancoe, Visanthe Signed
7/25/2012 Addai, Joseph Released
7/27/2012 Weems, Darriion Signed

August, 2012

8/2/2012 Dennis, Derek Signed
8/2/2012 Waldron, Dustin Claimed off Waivers (MIA)
8/2/2012 Richard, Jamey Placed on Reserve/Injured (head)
8/4/2012 Huggins, Kareem Signed
8/4/2012 Martin, Derrick Signed
8/4/2012 Gallery, Robert Announced his retirement
8/4/2012 Fiammetta, Tony Placed on Exempt/Left Squad
8/5/2012 Huggins, Kareem Released
8/8/2012 Hill, Kyle Signed
8/14/2012 Davis, Britt Released
8/14/2012 Fletcher, Dane Placed on Reserve/Injured (knee)
8/17/2012 Demps, Jeff Signed
8/21/2012 Hix, Kyle Placed on Reserve/Injured (shoulder)
8/21/2012 Fanene, Jonathan Released
8/21/2012 Hill, Kyle Released
8/21/2012 Koepllin, Chris Released
8/27/2012 Ballard, Jake Placed on Reserve/PUP
8/27/2012 Pryor, Myron Placed on Reserve/PUP
8/27/2012 Zusevics, Markus Placed on Reserve/N.F.I.
8/27/2012 Allen, Will Placed on Reserve/Injured (knee)
8/27/2012 Barrett, Josh Placed on Reserve/Injured (groin)
8/27/2012 Larsen, Spencer Placed on Reserve/Injured (knee)
8/27/2012 Bulman, Tim Released
8/27/2012 Gaffney, Jabar Released
8/27/2012 Stallworth, Donte' Released
8/27/2012 Ventrone, Ross Released
8/27/2012 Warren, Gerard Released
8/27/2012 Taylor, Kerry Claimed off Waivers (MIN)
8/31/2012 Demps, Jeff Placed on Reserve/Injured (knee)
8/31/2012 Branch, Deion Released
8/31/2012 Brown, Sergio Released
8/31/2012 Dennis, Derek Released
8/31/2012 Ebert, Jeremy Released
8/31/2012 Harrison, Marcus Released
8/31/2012 Holley, Jesse Released
8/31/2012 Hoyer, Brian Released
8/31/2012 Ihedigbo, James Released
8/31/2012 Kettani, Eric Released
8/31/2012 Kopa, Matt Released
8/31/2012 Koppen, Dan Released
8/31/2012 Koutouvides, Niko Released
8/31/2012 Lavarias, Aaron Released
8/31/2012 Martin, Derrick Released
8/31/2012 Silvestro, Alex Released
8/31/2012 Tarpinian, Jeff Released
8/31/2012 Taylor, Kerry Released
8/31/2012 Urban, Tyler Released
8/31/2012 Waldron, Dustin Released
8/31/2012 Warren, Jeremiah Released
8/31/2012 Weems, Darriion Released
8/31/2012 Williams, Malcolm Released

SEPTEMBER, 2012

9/1/2012 Salas, Greg Acquired via Trade (STL)
9/1/2012 Tennant, Matt Claimed off Waivers (NO)
9/1/2012 Carpenter, Bobby Released
9/1/2012 Austin, Thomas Signed to the practice squad
9/1/2012 Kettani, Eric Signed to the practice squad
9/1/2012 Kirkland, Sam Signed to the practice squad
9/1/2012 Kopa, Matt Signed to the practice squad
9/1/2012 Silvestro, Alex Signed to the practice squad
9/1/2012 Tarpinian, Jeff Signed to the practice squad
9/1/2012 Williams, Malcolm Signed to the practice squad
9/2/2012 Develin, James Signed to the practice squad
9/4/2012 Hilliard, Lex Signed
9/4/2012 Tennant, Matt Released
9/5/2012 Hoomanawanui, Michael Signed
9/5/2012 Shiancoe, Visanthe Placed on Reserve/Injured (designated for return)
9/5/2012 Taylor, Kerry Signed to the practice squad



2012 Transactions

Continued

SEPTEMBER, 2012

| | | |
|-----------|-------------------|----------------------------------|
| 9/5/2012 | Warren, Jeremiah | Signed to the practice squad |
| 9/5/2012 | Kettani, Eric | Released from the practice squad |
| 9/5/2012 | Kirkland, Sam | Released from the practice squad |
| 9/12/2012 | Quarles, Cyhl | Signed to the practice squad |
| 9/12/2012 | Silvestro, Alex | Released from the practice squad |
| 9/19/2012 | Branch, Deion | Signed |
| 9/19/2012 | Koutouvides, Niko | Signed |
| 9/19/2012 | Winslow, Kellen | Signed |
| 9/19/2012 | Hilliard, Lex | Released |
| 9/19/2012 | Rivera, Mike | Released |
| 9/19/2012 | Salas, Greg | Released |
| 9/20/2012 | Salas, Greg | Signed to the practice squad |
| 9/20/2012 | Taylor, Kerry | Released from the practice squad |
| 9/26/2012 | McClain, Terrell | Signed |
| 9/26/2012 | Forston, Marcus | Released |
| 9/27/2012 | Winslow, Kellen | Released |
| 9/28/2012 | Forston, Marcus | Signed to the practice squad |
| 9/28/2012 | Quarles, Cyhl | Released from the practice squad |
| 9/29/2012 | Tennant, Matt | Signed |

OCTOBER, 2012

| | | |
|------------|-------------------|-----------------------------------|
| 10/3/2012 | Carpenter, Bobby | Signed |
| 10/3/2012 | Silvestro, Alex | Signed to the practice squad |
| 10/3/2012 | McClain, Terrell | Released |
| 10/3/2012 | Austin, Thomas | Released from the practice squad |
| 10/20/2012 | Tarpinian, Jeff | Signed from the practice squad |
| 10/20/2012 | Tennant, Matt | Released |
| 10/26/2012 | Dowling, Ras-I | Placed on Reserve/Injured (thigh) |
| 10/27/2012 | Williams, Malcolm | Signed from the practice squad |
| 10/30/2012 | Carpenter, Bobby | Released |
| 10/31/2012 | Martin, Derrick | Signed |
| 10/31/2012 | Rivera, Mike | Signed |
| 10/31/2012 | Moore, Sterling | Released |
| 10/31/2012 | Silvestro, Alex | Released from the practice squad |

NOVEMBER, 2012

| | | |
|------------|--------------------|----------------------------------|
| 11/1/2012 | Talib, Aqib | Acquired via trade (TB) |
| 11/1/2012 | Fayson, Jarred | Signed to the practice squad |
| 11/2/2012 | Moore, Sterling | Signed to the practice squad |
| 11/6/2012 | Harris, Jerrell | Signed to the practice squad |
| 11/10/2012 | Shiancoe, Visanthe | Activated to the 53-man roster |
| 11/12/2012 | Tarpinian, Jeff | Released |
| 11/13/2012 | Petrus, Mitch | Signed |
| 11/13/2012 | Tarpinian, Jeff | Signed to the practice squad |
| 11/13/2012 | Harris, Jerrell | Released from the practice squad |
| 11/17/2012 | Talib, Aqib | Activated to the 53-man roster |
| 11/17/2012 | Salas, Greg | Signed from the practice squad |
| 11/17/2012 | Branch, Deion | Released |
| 11/17/2012 | Williams, Malcolm | Released |
| 11/17/2012 | Fayson, Jarred | Released from the practice squad |
| 11/19/2012 | Aiken, Kamar | Signed to the practice squad |
| 11/20/2012 | Williams, Malcolm | Signed to the practice squad |
| 11/22/2012 | Zusevics, Markus | Activated to the 53-man roster |
| 11/22/2012 | Salas, Greg | Released |
| 11/28/2012 | Develin, James | Signed from the practice squad |
| 11/28/2012 | Ebert, Jeremy | Signed to the practice squad |



2012 Positional Roster

December 4, 2012

| DEFENSE (26) | | | | | | | |
|-----------------------------------|-----------------------|-----|------|-----|------------|----|--|
| # | NAME | POS | HT | WT | BORN | YR | H.S. HOMETOWN |
| DEFENSIVE LINE (10) | | | | | | | |
| 92 | Bequette, Jake | DE | 6-5 | 265 | 2/21/1989 | R | Arkansas Little Rock, Ark. |
| 97 | Brace, Ron | DL | 6-3 | 330 | 12/18/1986 | 4 | Boston College Worcester, Mass. |
| 96 | Cunningham, Jermaine | DE | 6-3 | 255 | 4/24/1988 | 3 | Florida Stone Mountain, Ga. |
| 71 | Deaderick, Brandon | DL | 6-4 | 305 | 8/19/1987 | 3 | Alabama Elizabethtown, Ky. |
| 94 | Francis, Justin | DL | 6-4 | 270 | 2/8/1989 | R | Rutgers Opa-Locka, Fla. |
| 95 | Jones, Chandler | DE | 6-5 | 260 | 2/27/1990 | R | Syracuse Endicott, N.Y. |
| 74 | Love, Kyle | DL | 6-1 | 315 | 11/18/1986 | 3 | Mississippi State Fairburn, Ga. |
| 99 | Scott, Trevor | DE | 6-5 | 250 | 8/30/1984 | 5 | Buffalo Potsdam, N.Y. |
| 50 | Ninkovich, Rob | DL | 6-2 | 260 | 2/1/1984 | 7 | Purdue Blue Island, Ill. |
| 75 | Wilfork, Vince | DL | 6-2 | 325 | 11/4/1981 | 9 | Miami (Fla.) Boynton Beach, Fla. |
| LINEBACKER (6) | | | | | | | |
| 54 | Hightower, Dont'a | LB | 6-3 | 270 | 3/12/1990 | R | Alabama Lewisburg, Tenn. |
| 90 | Koutouvides, Niko | LB | 6-2 | 245 | 3/25/1981 | 9 | Purdue New Britain, Conn. |
| 51 | Mayo, Jerod | LB | 6-1 | 250 | 2/23/1986 | 5 | Tennessee Hampton, Va. |
| 59 | Rivera, Mike | LB | 6-2 | 255 | 1/10/1986 | 1 | Kansas Shawnee Mission, Kan. |
| 55 | Spikes, Brandon | LB | 6-2 | 255 | 9/3/1987 | 3 | Florida Shelby, N.C. |
| 58 | White, Tracy | LB | 6-0 | 235 | 4/14/1981 | 10 | Howard St. Stephen, S.C. |
| DEFENSIVE BACK (10) | | | | | | | |
| 24 | Arrington, Kyle | CB | 5-10 | 195 | 8/12/1986 | 4 | Hofstra Accokeek, Md. |
| 25 | Chung, Patrick | S | 5-11 | 210 | 8/19/1987 | 4 | Oregon Rancho Cucamonga, Calif. |
| 23 | Cole, Marquice | CB | 5-10 | 195 | 11/13/1983 | 4 | Northwestern Hazel Crest, Ill. |
| 37 | Dennard, Alfonso | CB | 5-10 | 200 | 9/9/1989 | R | Nebraska Rochelle, Ga. |
| 43 | Ebner, Nate | DB | 6-0 | 210 | 12/14/1988 | R | Ohio State Dublin, Ohio |
| 28 | Gregory, Steve | S | 5-11 | 200 | 1/8/1983 | 7 | Syracuse Staten Island, N.Y. |
| 26 | Martin, Derrick | S | 5-10 | 203 | 5/16/1985 | 7 | Wyoming Denver, Co. |
| 32 | McCourt, Devin | DB | 5-10 | 195 | 8/13/1987 | 3 | Rutgers Montvale, N.J. |
| 31 | Talib, Aqib | CB | 6-1 | 205 | 2/13/1986 | 5 | Kansas Richardson, Texas |
| 27 | Wilson, Tavon | DB | 6-0 | 210 | 3/19/1990 | R | Illinois Washington, D.C. |
| OFFENSE (26) | | | | | | | |
| # | NAME | POS | HT | WT | BORN | YR | H.S. HOMETOWN |
| OFFENSIVE LINE (10) | | | | | | | |
| 61 | Cannon, Marcus | OL | 6-5 | 340 | 5/6/1988 | 2 | Texas Christian Odessa, Texas |
| 63 | Connolly, Dan | OL | 6-4 | 310 | 9/2/1982 | 7 | Southeast Missouri St. St. Louis, Mo. |
| 70 | Markins, Logan | G | 6-4 | 310 | 3/10/1982 | 8 | Fresno State Catheys Valley, Calif. |
| 65 | McDonald, Nick | OL | 6-4 | 305 | 6/27/1987 | 3 | Grand Valley State Sterling Heights, Mich. |
| 67 | Petrus, Mitch | OL | 6-3 | 315 | 5/11/1987 | 3 | Arkansas Carlisle, Ark. |
| 77 | Solder, Nate | T | 6-8 | 320 | 4/12/1988 | 2 | Colorado Buena Vista, Co. |
| 64 | Thomas, Donald | OL | 6-4 | 305 | 9/25/1985 | 5 | Connecticut New Haven, Conn. |
| 76 | Vollmer, Sebastian | T | 6-8 | 320 | 7/10/1984 | 4 | Houston Kaarst, Germany |
| 62 | Wendell, Ryan | OL | 6-2 | 300 | 3/4/1986 | 4 | Fresno State Diamond Bar, Calif. |
| 66 | Zusevics, Markus | T | 6-5 | 300 | 4/25/1989 | R | Iowa Arlington Heights, Ill. |
| QUARTERBACK (2) | | | | | | | |
| 12 | Brady, Tom | QB | 6-4 | 225 | 8/3/1977 | 13 | Michigan San Mateo, Calif. |
| 15 | Mallett, Ryan | QB | 6-6 | 245 | 6/5/1988 | 2 | Arkansas Texarkana, Texas |
| WIDE RECEIVER (4) | | | | | | | |
| 11 | Edelman, Julian | WR | 5-10 | 200 | 5/22/1986 | 4 | Kent State Redwood City, Calif. |
| 85 | Lloyd, Brandon | WR | 6-0 | 200 | 7/5/1981 | 10 | Illinois Blue Springs, Mo. |
| 18 | Slater, Matthew | WR | 6-0 | 210 | 9/9/1985 | 5 | UCLA Anaheim, Calif. |
| 83 | Welker, Wes | WR | 5-9 | 185 | 5/1/1981 | 9 | Texas Tech Oklahoma City, Okla. |
| RUNNING BACK (5) | | | | | | | |
| 38 | Bolden, Brandon | RB | 5-11 | 220 | 1/26/1990 | R | Mississippi Baton Rouge, La. |
| 46 | Develin, James | RB | 6-3 | 251 | 7/23/1988 | 1 | Brown Gibertsville, Pa. |
| 22 | Ridley, Stevan | RB | 5-11 | 220 | 1/27/1989 | 2 | Louisiana State Natchez, Miss. |
| 34 | Vereen, Shane | RB | 5-9 | 205 | 5/2/1989 | 2 | California Valencia, Calif. |
| 39 | Woodhead, Danny | RB | 5-8 | 200 | 1/25/1985 | 5 | Chadron State North Platte, Ne. |
| TIGHT END (5) | | | | | | | |
| 86 | Fells, Daniel | TE | 6-4 | 265 | 9/23/1983 | 6 | UC Davis Fullerton, Calif. |
| 87 | Gronkowski, Rob | TE | 6-6 | 265 | 5/14/1989 | 3 | Arizona Pittsburgh, Pa. |
| 81 | Hernandez, Aaron | TE | 6-1 | 245 | 11/6/1989 | 3 | Florida Bristol, Conn. |
| 47 | Hoomanawanui, Michael | TE | 6-4 | 263 | 7/4/1988 | 3 | Illinois Bloomington, Ill. |
| 80 | Shancock, Visanthe | TE | 6-4 | 250 | 6/18/1990 | 10 | Morgan State Laurel, Md. |
| SPECIALISTS (3) | | | | | | | |
| # | NAME | POS | HT | WT | BORN | YR | H.S. HOMETOWN |
| SPECIALISTS (3) | | | | | | | |
| 48 | Aiken, Danny | LS | 6-4 | 260 | 8/28/1988 | 2 | Virginia Roanoke, Va. |
| 3 | Gostkowski, Stephen | K | 6-1 | 215 | 1/28/1984 | 7 | Memphis Madison, Miss. |
| 14 | Mesko, Zoltan | P | 6-5 | 230 | 3/6/1986 | 3 | Michigan Twinsburg, Ohio |
| RESERVE/DID NOT REPORT (1) | | | | | | | |
| # | NAME | POS | HT | WT | BORN | YR | H.S. HOMETOWN |
| RESERVE/DID NOT REPORT (1) | | | | | | | |
| 54 | Waters, Brian | G | 6-3 | 320 | 2/18/1977 | 13 | North Texas Waxahachie, Texas |
| RESERVE/P.U.P. LIST (2) | | | | | | | |
| # | NAME | POS | HT | WT | BORN | YR | H.S. HOMETOWN |
| RESERVE/P.U.P. LIST (2) | | | | | | | |
| 88 | Ballard, Jake | TE | 6-6 | 275 | 12/21/1987 | 2 | Ohio State Springboro, Ohio |
| 91 | Pryor, Myron | DL | 6-1 | 305 | 6/13/1986 | 4 | Kentucky Louisville, Ky. |
| EXEMPT/LEFT SQUAD (1) | | | | | | | |
| # | NAME | POS | HT | WT | BORN | YR | H.S. HOMETOWN |
| EXEMPT/LEFT SQUAD (1) | | | | | | | |
| 42 | Fiammetta, Tony | FB | 6-0 | 250 | 8/22/1986 | 4 | Syracuse Walkersville, Md. |
| RESERVE/INJURED (9) | | | | | | | |
| # | NAME | POS | HT | WT | BORN | YR | H.S. HOMETOWN |
| RESERVE/INJURED (9) | | | | | | | |
| 26 | Allen, Will | CB | 5-10 | 195 | 8/5/1978 | 12 | Syracuse Syracuse, N.Y. |
| 30 | Barrett, Josh | S | 6-2 | 225 | 11/22/1984 | 5 | Arizona State Reno, Nev. |
| 42 | Demps, Jeff | RB | 5-7 | 191 | 1/8/1990 | R | Florida Groveland, Fla. |
| 21 | Dowling, Ras-I | CB | 6-1 | 210 | 5/9/1988 | 2 | Virginia Chesapeake, Va. |
| 52 | Fletcher, Dane | LB | 6-2 | 245 | 9/14/1986 | 3 | Montana State Bozeman, Mont. |
| 82 | Herman, Brad | TE | 6-5 | 255 | 12/29/1989 | R | Iowa Metamora, Ill. |
| 69 | Hix, Kyle | OL | 6-7 | 315 | 9/23/1988 | 2 | Texas Aledo, Tex. |
| 46 | Larsen, Spencer | FB | 6-2 | 245 | 3/4/1984 | 5 | Arizona Gilbert, Ariz. |
| 71 | Richard, Jamey | OL | 6-5 | 295 | 10/9/1984 | 5 | Buffalo Weston, Conn. |
| RESERVE/MILITARY (1) | | | | | | | |
| # | NAME | POS | HT | WT | BORN | YR | H.S. HOMETOWN |
| RESERVE/MILITARY (1) | | | | | | | |
| 15 | White, Shun | WR | 5-8 | 195 | 12/9/1985 | 1 | Navy Memphis, Tenn. |



How The Patriots Were Built

UPDATED: December 4, 2012

| <u>YEAR</u> | <u>DRAFTEES (28)</u> | <u>VETERAN FREE AGENTS (16)</u> | <u>WAIVERS (1) / TRADES (3)</u> | <u>ROOKIE AND FIRST-YEAR FREE AGENTS (7)</u> |
|-------------|--|---|-------------------------------------|--|
| 2000 | Tom Brady (6b) | | | |
| 2004 | Vince Wilfork (1a) | | | |
| 2005 | Logan Mankins (1) | | | |
| 2006 | Stephen Gostkowski (4b) | | | |
| 2007 | | | Wes Welker (fa)(tr-MIA) | |
| 2008 | Jerod Mayo (1) Matthew Slater (5) | Dan Connolly (fa)(JAX) | | Ryan Wendell (fa) |
| 2009 | Patrick Chung (2a) Ron Brace (2b) Sebastian Vollmer (2d) Julian Edelman (7a) | Rob Ninkovich (5)(NO) | | Kyle Arrington (fa) (PHI) |
| 2010 | Devin McCourty (1) Rob Gronkowski (2a) Jermaine Cunningham (2b) Brandon Spikes (2c) Aaron Hernandez (4) Zoltan Mesko (5) Brandon Deaderick (7) | Danny Woodhead (fa)(NYJ) | Tracy White (fa) (tr-PHI) | Kyle Love (fa) |
| 2011 | Nate Solder (1) Shane Vereen (2b) Stevan Ridley (3a) Ryan Mallett (3b) Marcus Cannon (5a) | Nick McDonald (fa)(GB) Donald Thomas (6)(MIA) | Danny Aiken (fa) CW (BUF) | |
| 2012 | Chandler Jones (1a) Dont'a Hightower (1b) Tavon Wilson (2) Jake Bequette (3) Nate Ebner (6) Alfonzo Dennard (7a) | Marquice Cole (fa)(OAK) Daniel Fells (fa)(ATL) Steve Gregory (fa)(SD) Michael Hoomanawanui (5)(STL) Niko Koutouvides (4)(SEA) Brandon Lloyd (4)(SF) Derrick Martin (6)(BAL) Mitch Petrus (5)(NYG) Mike Rivera (fa) Trevor Scott (6)(OAK) Visanthe Shiancoe (3)(NYG) | Aqib Talib (1) (tr-TB) | Brandon Bolden (fa) James Develin (fa) Justin Francis (fa) Markus Zusevics (fa) |

NOTE: Team in parenthesis is the player's prior team

(#) – indicates round drafted

(fa) – indicates non-drafted free agents

RESERVE/INJURED (9)

Will Allen (1) (NYG)
Josh Barrett (7) CW (DEN)
Jeff Demps (fa)
Ras-I Dowling (2)
Dane Fletcher (fa)
Brad Herman (fa)
Kyle Hix (fa)
Spencer Larsen (6) (DEN)
Jamey Richard (7)(IND)

RESERVE/DID NOT REPORT (1)

Brian Waters (fa)(DAL)

RESERVE/MILITARY (1)

Shun White (fa)

EXEMPT/LEFT SQUAD (1)

Tony Fiammetta (4)(CAR)

RESERVE/P.U.P. LIST (2)

Jake Ballard (fa) CW (NYG)
Myron Pryor (6b)



UNOFFICIAL DEPTH CHART

Unofficial depth chart compiled by Patriots media relations, December 4, 2012

OFFENSE

| | | | | |
|------------|----------------------|--------------------------|---------------------------|---|
| WR: | 83 Wes Welker | 11 Julian Edelman | | |
| LT: | 77 Nate Solder | 61 Marcus Cannon | | |
| LG: | 70 Logan Mankins | 64 Donald Thomas | 67 Mitch Petrus | |
| C: | 62 Ryan Wendell | 65 Nick McDonald | | |
| RG: | 63 Dan Connolly | 65 Nick McDonald | <u>66 Markus Zusevics</u> | |
| RT: | 76 Sebastian Vollmer | 61 Marcus Cannon | | |
| TE: | 87 Rob Gronkowski | 81 Aaron Hernandez | 86 Daniel Fells | 80 Visanthe Shiancoe 47 Michael Hoomanawanui |
| WR: | 85 Brandon Lloyd | 18 Matthew Slater | | |
| QB: | 12 Tom Brady | 15 Ryan Mallett | | |
| RB: | 39 Danny Woodhead | 34 Shane Vereen | 46 James Develin | |
| RB: | 22 Stevan Ridley | <u>38 Brandon Bolden</u> | | |

DEFENSE

| | | | | |
|-------------|----------------------------|--------------------------|-------------------------|--|
| LE: | 50 Rob Ninkovich | 99 Trevor Scott | <u>92 Jake Bequette</u> | |
| DT: | 75 Vince Wilfork | 97 Ron Brace | | |
| DT: | 74 Kyle Love | <u>94 Justin Francis</u> | | |
| RE: | <u>95 Chandler Jones</u> | 96 Jermaine Cunningham | 71 Brandon Deaderick | |
| LB: | 51 Jerod Mayo | 59 Mike Rivera | | |
| LB: | 55 Brandon Spikes | 90 Niko Koutouvides | | |
| LB: | <u>54 Dont'a Hightower</u> | 58 Tracy White | | |
| LCB: | 31 Aqib Talib | 23 Marquice Cole | | |
| RCB: | <u>37 Alfonzo Dennard</u> | 24 Kyle Arrington | | |
| S: | 28 Steve Gregory | <u>27 Tavon Wilson</u> | <u>43 Nate Ebner</u> | |
| S: | 32 Devin McCourty | 25 Patrick Chung | 26 Derrick Martin | |

SPECIAL TEAMS

| | | |
|------------|----------------------|-------------------|
| K: | 3 Stephen Gostkowski | |
| P: | 14 Zoltan Mesko | |
| H: | 14 Zoltan Mesko | |
| PR: | 11 Julian Edelman | 83 Wes Welker |
| KR: | 32 Devin McCourty | 18 Matthew Slater |
| LS: | 48 Danny Aiken | |

PRONUNCIATION GUIDE

| | | | |
|----------------------|---------------------------|-------------------|----------------------|
| Jake Bequette | BECK-it | Jerod Mayo | je-ROD |
| Marquice Cole | mar-KWEECE | Zoltan Mesko | ZOLE-tahn |
| Brandon Deaderick | DEAD-er-rick | Stevan Ridley | STEE-ven |
| Alfonzo Dennard | DENN-erd | Visanthe Shiancoe | vi-sahn-TAY SHANK-oh |
| Nate Ebner | EBB-ner | Nate Solder | SOLD-er |
| Stephen Gostkowski | gust-OW-ski | Aqib Talib | Uh-keeb TUH-leeB |
| Dont'a Hightower | don-TAY | Shane Vereen | vuh-REEN |
| Michael Hoomanawanui | Ho-oh-mah-nah-wah-noo-wee | Ryan Wendell | WHEN-dell |
| Niko Koutouvides | NEE-koh KOO-tah-VEE-dees | Tavon Wilson | TAY-von |
| | | Markus Zusevics | ZOOZ-uh-vicks |