



PATRIOTS TRAVEL TO MIAMI TO FACE THE DOLPHINS

MEDIA SCHEDULE

WEDNESDAY, NOVEMBER 28

10:45	Media Check-In
11:15-11:25	Tom Brady Availability (Visitor's Locker Room)
12:00-12:15	Bill Belichick Press Conference (Red Level Press Box)
12:35	Local Media Access to Practice
2:15	Joe Philbin Conf. Call
3:30-4:15	Open Locker Room
4:15	Ryan Tannehill Conf. Call

THURSDAY, NOVEMBER 29

12:00	Media Check-In
Approx. 12:35	Local Media Access to Practice
3:30-4:15	Open Locker Room

FRIDAY, NOVEMBER 30

11:00	Media Check-In
11:30-11:40	Bill Belichick Press Conference
11:55	Local Media Access to Practice
1:30	Open Locker Room

2012 PATRIOTS SCHEDULE

REGULAR SEASON (8-3)

Sun., Sept. 9	at Tennessee	34-13	W
Sun., Sept. 16	Arizona	18-20	L
Sun., Sept. 23	at Baltimore	30-31	L
Sun., Sept. 30	at Buffalo	52-28	W
Sun., Oct. 7	Denver	31-21	W
Sun., Oct. 14	at Seattle	23-24	L
Sun., Oct. 21	N.Y. Jets	29-26(ot)	W
Sun., Oct. 28	at St. Louis#	45-7	W
Sun., Nov. 4	BYE WEEK		
Sun., Nov. 11	Buffalo	37-31	W
Sun., Nov. 18	Indianapolis	59-24	W
Thurs., Nov. 22	at N.Y. Jets	49-19	W
Sun., Dec. 2	at Miami	1:00 p.m.	CBS*
Mon., Dec. 10	Houston	8:30 p.m.	ESPN
Sun., Dec. 16	San Francisco	8:20 p.m.	NBC*
Sun., Dec. 23	at Jacksonville	1:00 p.m.	CBS*
Sun., Dec. 30	Miami	1:00 p.m.	CBS*

#Game played in London

*Game Time and Network subject to possible flexible scheduling adjustment.

AFC EAST STANDINGS

Team	W	L	T	Pct.	PF	PA
NEW ENGLAND	8	3	0	.727	407	244
Miami Dolphins	5	6	0	.455	211	226
New York Jets	4	7	0	.364	221	290
Buffalo Bills	4	7	0	.364	243	319

PATRIOTS MEDIA WEBSITE

The Patriots' media website, located at <http://media.patriots.com>, will be updated for registered users throughout training camp with all the latest media information, schedules, rosters and press releases. In addition to up-to-date media information, the site's archives allow access to all of the Patriots media material dating back to the 2002 season.

NEW ENGLAND PATRIOTS (8-3) at MIAMI DOLPHINS (5-6)

Sunday, December 2, 2012 ★ Sun Life Stadium (75,192) ★ 1:00 p.m. ET

The New England Patriots improved to 8-3 with a win over the Jets last Thursday and will be aiming for their ninth win this week when they travel to face the Miami Dolphins. If the Patriots win, they will earn their 12th straight winning season. Only San Francisco (1983-98) and Dallas (1970-85) with 16 straight winning seasons, have had longer stretches than 11. New England enters this week tied with Oakland (1970-80) for the third longest streak in NFL history. While New England is 57-15 against the AFC East since 2001, almost half of those losses have been to Miami. The Patriots are 15-7 against the Dolphins during that time. Overall, the Patriots are 14-33 (.298) all-time in Miami.

NFL'S TOP DECEMBER RECORDS SINCE 2001

The Patriots have an NFL-best 41-5 record in the month of December since the 2001 season, including a 4-0 record in 2011.

Rk	Team	Record
1	New England Patriots	41-5
2	Philadelphia Eagles	35-12
3	Pittsburgh Steelers	34-14
4	Indianapolis Colts	31-17
5	San Diego Chargers	31-18

The Patriots have finished undefeated in December seven times since 2001: (2001 - 4-0), (2003 - 4-0), (2005 - 4-0), (2007 - 5-0), (2008 - 4-0), (2010 - 4-0) and (2011- 4-0).

BELICHICK IN DECEMBER

Bill Belichick is 43-7 (.860) in December with THE Patriots, the best record in December among head coaches with one team in NFL history (min. 25 games). George Seifert (San Francisco) is second (27-6, .818).

ANNUAL ACHIEVEMENTS

The Patriots won more than half of their games for the 11th straight year with a 13-3 record in 2011. They are the first team to win more than half of their games in 11 straight seasons since free agency began in 1993. The Patriots are the fourth team to win more than half of their games in 11 straight seasons since the 1970 AFL-NFL merger, joining the 49ers (16 straight from 1983-1998), the Cowboys (16 straight from 1970-85) and the Raiders (11 straight from 1970-80).

MOST CONSECUTIVE WINNING SEASONS (since 1970 merger)

San Francisco (1983-98)	16
Dallas (1970-85)	16
New England (2001-11)	11
Oakland (1970-80)	11

BROADCAST INFORMATION

TELEVISION: This week's game will be broadcast to a regional audience by CBS and can be seen in Boston on WBZ-TV Channel 4. Greg Gumbel will handle play-by-play duties with Dan Dierdorf providing color. The game will be produced by Mark Wolff and directed by Bob Fishman.

RADIO: 98.5 FM, The Sports Hub, is the flagship station for the Patriots Radio Network. A complete listing of the network's 40 stations can be found in this press release. Play-by-play broadcaster Gil Santos is in his 36th season as the voice of the Patriots and will call the action. Former Patriots quarterback Scott Zolak will handle the color commentary.

NATIONAL RADIO: This week's game will be broadcast to a national audience by Compass Media Networks. Chris Carrino and Brian Baldinger will call the game.

MEDIA RELATIONS CONTACTS

PATRIOTS MEDIA RELATIONS OFFICE: 508-384-4203

Stacey James, Vice President of Media Relations, staceyj@patriots.com, 508-384-9105

Aaron Salkin, Asst. Director of Media Relations, aarons@patriots.com, 508-326-6870

Christy Berkery, Social Media Manager, christyb@patriots.com, 508-549-0518

Michael Jurovaty, Media Relations Coord., mjurovaty@patriots.com, 508-326-6187

Cecily Faenza, Media Relations Coordinator, cecilyf@patriots.com, 774-254-7917

Jeff Cournoyer, Dir. of Corporate Communications, jeffco@patriots.com, 508-549-049



ROBERT KRAFT NEWS & NOTES

Since Robert Kraft purchased the team in 1994, the Patriots have experienced one of the most dramatic turnarounds in the history of sports. Now in his 19th season of ownership, Kraft has transformed one of the league's least successful clubs into what many observers view as a model NFL franchise. In the five seasons immediately preceding his purchase (1989-93), the Patriots were a moribund team, winning just 19 of 80 games (.238 pct.) and recording the worst record in the NFL over that span. When he bought the franchise on Jan. 21, 1994, Kraft announced his intention to bring a championship to New England, a tall order considering the team's previous success rate. But under Kraft's leadership, the Patriots have won more division titles (11), conference crowns (6) and Super Bowl championships (3) than any other NFL team. The Patriots have made six Super Bowl appearances since Kraft purchased the team, a period during which no other NFL franchise has earned more than four berths. In Kraft's first 18 seasons, the Patriots qualified for the playoffs 13 times, more than doubling the franchise's accomplishments during its first 34 seasons.



	Pre-Kraft 1960-93	1989-93	Kraft Era 1994-12
Overall Record	225-276-9	19-61	220-108
Winning Pct.	.450	.238	.670
Super Bowl Titles	0	0	3
Conference Titles	1	0	6
Division Titles	3	0	11
Playoff Seasons	6	0	13
Playoff Record	4-6	--	19-10
Home Playoff Games	1	0	15
Home Playoff Record	0-1	--	13-2

A CHAMPIONSHIP TRADITION

MULTIPLE LEAGUE CHAMPIONSHIPS SINCE 2001

Team	League	Titles
Los Angeles Lakers.....	NBA.....	4
New England Patriots.....	NFL.....	3
San Antonio Spurs.....	NBA.....	3

HIGHEST WINNING PERCENTAGE IN MAJOR PROFESSIONAL SPORTS SINCE 1994 (regular season)

Team	League	PCT
San Antonio Spurs.....	NBA.....	.682
New England Patriots.....	NFL.....	.672
Detroit Red Wings.....	NHL.....	.668
Los Angeles Lakers.....	NBA.....	.653
Green Bay Packers.....	NFL.....	.642
Pittsburgh Steelers.....	NFL.....	.637

200-GAME SELLOUT STREAK

In the early 1990s, the Patriots seemed destined for relocation until Robert Kraft's purchase of the team rejuvenated local interest. In 1991, the season ticket base was just 17,635, barely enough to support the club. Now, the season tickets are capped and more than 50,000 fans are on a season ticket waiting list. The Patriots have sold out 200 consecutive home games, including playoff and preseason games (dating back to the 1994 season opener).

SINCE ROBERT KRAFT PURCHASED THE TEAM IN 1994...

TOTAL VICTORIES SINCE 1994 (Regular Season)

New England Patriots.....	201
Green Bay Packers.....	192
Pittsburgh Steelers.....	190
Indianapolis Colts.....	179

TOTAL VICTORIES SINCE 1994 (Incl. Postseason)

New England Patriots.....	220
Pittsburgh Steelers.....	207
Green Bay Packers.....	207
Indianapolis Colts.....	190
Denver Broncos.....	182
Philadelphia Eagles.....	176

WINNING PERCENTAGE SINCE 1994 (Incl. Postseason)

Team	W	L	T	Pct.
New England Patriots.....	220	108	0	.670
Pittsburgh Steelers.....	207	118	1	.637
Green Bay Packers.....	207	118	0	.637
Indianapolis Colts.....	190	132	0	.590
Denver Broncos.....	182	132	0	.580
Philadelphia Eagles.....	176	143	2	.551
New York Giants.....	169	145	1	.538

SUPER BOWL CHAMPIONSHIPS SINCE 1994

New England Patriots.....	3
Green Bay.....	2
Pittsburgh Steelers.....	2
Denver Broncos.....	2
N.Y. Giants.....	2
7 Teams.....	1

CONFERENCE CHAMPIONSHIPS SINCE 1994

New England Patriots.....	6
Pittsburgh Steelers.....	4
Green Bay Packers.....	3
New York Giants.....	3
Denver Broncos.....	2
St. Louis Rams.....	2
Indianapolis Colts.....	2
14 Teams.....	1

DIVISION CHAMPIONSHIPS SINCE 1994

New England Patriots.....	11
Pittsburgh Steelers.....	10
Green Bay Packers.....	8
Indianapolis Colts.....	8

PLAYOFF VICTORIES SINCE 1994

New England Patriots.....	19
Pittsburgh Steelers.....	17
Green Bay Packers.....	15
Philadelphia Eagles.....	11
Indianapolis Colts.....	11

PLAYOFF GAMES PLAYED SINCE 1994

New England Patriots.....	29
Pittsburgh Steelers.....	27
Green Bay Packers.....	26
Indianapolis Colts.....	23
Philadelphia Eagles.....	22
Baltimore Ravens.....	17

PLAYOFF SEASONS SINCE 1994

New England Patriots.....	13
Indianapolis Colts.....	13
Green Bay Packers.....	13
Pittsburgh Steelers.....	12
Philadelphia Eagles.....	11
Dallas Cowboys.....	9

PLAYOFF WINNING PERCENTAGE SINCE 1994

Team	W	L	Pct.
New England Patriots.....	19	10	.655
Pittsburgh Steelers.....	17	10	.630
New York Giants.....	10	6	.625
Arizona Cardinals.....	5	3	.625
Denver Broncos.....	9	6	.600
New Orleans Saints.....	6	4	.600
Carolina Panthers.....	6	4	.600
New Baltimore Ravens.....	10	7	.588

MOST PRO BOWLERS DRAFTED SINCE 1994

Since Robert Kraft's purchase of the Patriots in 1994, the team has drafted more Pro Bowl players than any other NFL team.

Rank	Team	Players
1.	New England	20
2.	Green Bay	19
3.	Pittsburgh	18
4.	Philadelphia	15
	Baltimore	15



PATRIOTS HOME DOMINANCE



Since the Patriots opened Gillette Stadium in 2002, they have celebrated more regular season and postseason wins than any other team in the NFL. The Patriots have the highest point differential at home in that time and are among the top three offensive and defensive leaders at home.

REGULAR SEASON HOME RECORD SINCE 2002

Rank	Team	W	L	T	Pct.
1	New England	71	14	0	0.835
2	Baltimore	66	19	0	0.776
3	Indianapolis	64	22	0	0.744
4	Pittsburgh	62	22	1	0.735
5	Green Bay	59	26	0	0.694

HOME PLAYOFF RECORD SINCE 2002 (MIN. 5 GAMES)

Rank	Team	W	L	Pct
1	Seattle	5	1	0.833
2	New England	9	2	0.818
3t	Philadelphia	5	2	0.714
3t	Pittsburgh	5	2	0.714
5	Indianapolis	6	3	0.667

HOME RECORD SINCE 2002 (INCLUDING PLAYOFFS)

Rank	Team	W	L	T	Pct.
1	New England	80	16	0	0.834
2	Baltimore	67	21	0	0.761
3t	Pittsburgh	68	24	1	0.737
3t	Indianapolis	70	25	0	0.737
5	San Diego	59	30	0	0.663

HOME RECORD AFTER HALLOWEEN SINCE 2002

Rank	Team	W	L	T	Pct.
1	New England	37	8	0	0.822
2	Green Bay	35	10	0	0.778
3	Baltimore	37	11	0	0.771
4	Indianapolis	39	13	0	0.750
5	San Diego	33	15	0	0.688

HOME RECORD VS. NFC SINCE 2002

Rank	Team	W	L	T	Pct.
1	Pittsburgh	19	2	1	0.886
2	Baltimore	19	3	0	0.864
3	New England	18	3	0	0.857
4	Indianapolis	16	6	0	0.727
5	Jacksonville	15	8	0	0.652

HOME RECORD VS DIVISIONAL OPPONENTS SINCE 2002

Rank	Team	W	L	T	Pct.
1	New England	26	5	0	0.839
2	Indianapolis	25	6	0	0.806
3	Green Bay	24	7	0	0.774
4	Seattle	22	8	0	0.733
5	Pittsburgh	22	9	0	0.710
6	San Diego	23	10	0	0.697
7	Minnesota	21	10	0	0.677

POINT DIFFERENTIAL AT HOME SINCE 2002

Rank	Team	Point Differential
1	New England	875
2	Baltimore	772
3	Green Bay	685
4	Pittsburgh	667
5	San Diego	632

POINTS ALLOWED PER GAME AT HOME SINCE 2002

Rank	Team	Points Allowed
1	Baltimore	15.9
2	Pittsburgh	16.6
3	New England	17.1
4	Seattle	18.6
5	New York Jets	18.8

POINTS SCORED PER GAME AT HOME SINCE 2002

Rank	Team	Points Scored
1t	New England	27.4
1t	San Diego	27.4
3	Green Bay	26.9
4	New Orleans	25.9
5	Indianapolis	25.8



PATRIOTS AT DOLPHINS

SERIES HISTORY

The New England Patriots and Miami Dolphins will square off for the 94th time, including three playoff games, in their 47th year as division foes. The Dolphins and Patriots began playing twice a year during the regular season in 1967.

The Patriots have won eight of the last 10 games against Miami, including a sweep in the two meetings in 2011. The Patriots beat Miami in the 2011 season-opener, 38-24, on Monday Night Football and then beat the Dolphins, 27-24 in the rematch at Gillette Stadium.



The Patriots swept the series in 2010 and again in 2011 for their seventh and eighth series sweeps, respectively.



The Patriots have had the upper hand at home against Miami, as they hold a 28-17 record in games played in New England in the regular-season, including an 8-2

record at Gillette Stadium. But, the Patriots are only 14-33 all-time in Miami.

The two have played three times in the postseason with New England holding a 2-1 advantage.

SERIES TRENDS

Miami 50, New England 43

(Including New England 2, Miami 1 in Playoffs)

*-A Miami home game was played in Tampa in 1969

Record in New England29-17 (Incl. 1-0 in playoffs)

Record in Foxborough27-15 (1-0)

Record in Boston2-2

Record in Miami14-33 (Incl. 1-1 in playoffs)

Record at Dolphins / Pro Player / Joe Robbie/ Sun Life..... 10-15

Record at Orange Bowl.....3-18 (1-1)

Record in Tampa*1-0

Seasonal SweepsPatriots 8, Dolphins 13

Seasonal Splits..... 23 (Most recent 2009)

Bill Belichick vs. Miami15-11 (15-9 with New England)

PATRIOTS-DOLPHINS QUICK HITS

- Since Bill Belichick became Patriots head coach in 2000, New England is 15-9 (.625) against the Miami Dolphins.
- Since 2000, the Patriots are 59-21 (.738) against AFC East opponents. The Patriots are 15-9 against the Dolphins over that span and are 18-8 against the New York Jets and 23-3 against the Buffalo Bills in that time.
- The Patriots have not been swept in their season series with a divisional opponent since 2000, when they lost both games to Miami and also to the New York Jets.
- In nine career games against the Dolphins, Wes Welker has caught 75 passes for 981 yards and four touchdowns, averaging 8.3 catches and 109 receiving yards per game against his former club. Those averages are the best against any team Welker has faced more than once in his career. He also has five 100-yard games against Miami with a 138-yard game at Miami (10/21/07), a 120-yard game at Miami (11/23/08), a 10-catch, 167-yard game in 2009 at Miami (12/06/09), eight receptions for 160 yards, including a 99-yard touchdown at Miami (9/12) in the 2011 season-opener and 12 receptions for 138 yards vs. Miami (12/24/11). Welker has three 100-yard games each against Buffalo and the New York Jets.

PASSING PERFORMANCES

Tom Brady is scheduled to start at quarterback against Miami for the 21st time and has compiled a 14-6 record in his previous 20 starts against the Dolphins. Brady is 53-12 in his career as a starter in the regular-season against AFC East opponents, with six of the 12 losses coming to the Dolphins. One of those losses was in the final game of the 2005 season when Brady was pulled after the first quarter.

PASSING PERFORMANCES (continued)

Tom Brady vs. Miami Dolphins (14-6)

Date	H/A	A	C	Yd	%	TD	I	Rating	W/L	Score
10/07/01	A	24	12	86	.500	0	0	58.7	L	10-30
12/22/01	H	19	11	108	.579	1	0	91.6	W	20-13
10/06/02	A	31	17	240	.548	2	2	74.7	L	13-26
12/29/02	H	44	25	221	.568	1	1	68.5	W	27-24
10/19/03	A	34	24	283	.706	2	0	115.2	W	19-13
12/07/03	H	31	16	163	.516	0	0	67.0	W	12-0
10/10/04	H	19	7	76	.368	2	1	62.6	W	24-10
12/20/04	A	29	18	171	.621	3	4	73.3	L	28-29
11/13/05	A	36	21	275	.583	2	2	77.9	W	23-16
01/01/06*	H	8	3	37	.375	1	1	52.6	L	26-28
10/08/06	H	29	16	140	.552	2	0	91.2	W	20-10
12/10/06	A	25	12	78	.480	0	0	55.1	L	0-21
10/21/07	A	25	21	354	.840	6	0	158.3	W	49-28
12/23/07	H	33	18	215	.545	3	2	79.7	W	28-7
11/08/09	H	37	25	332	.676	1	1	93.5	W	27-17
12/06/09	A	29	19	352	.655	2	2	101.5	L	21-22
10/04/10	A	24	19	153	.792	1	0	107.1	W	41-14
01/02/11	H	16	10	199	.625	2	0	145.6	W	38-7
09/12/11	A	48	32	517	.667	4	1	121.6	W	38-24
12/24/11	H	46	27	304	.587	1	0	85.8	W	27-24
Totals		587	353	4304	.601	36	17	91.1		14-6

*-Played only the first quarter

TALE OF THE TAPE

2012 Regular Season	New England	Miami
Record	8-3	5-6
Divisional Standings	1st	2nd
Total Yards Gained	4,794	3,534
Total Offense (Rank)	435.8 (1)	321.3 (26)
Rush Offense	143.7 (6)	108.9 (16)
Pass Offense	292.1 (4)	212.4 (22)
Points Per Game	37.0 (1)	19.2 (26)
Total Yards Allowed	4,292	3,943
Total Defense (Rank)	390.2 (27)	358.5 (21)
Rush Defense	100.8 (10)	96.7 (7)
Pass Defense	289.4(29)	261.7 (26)
Points Allowed/Game	22.2 (13)	20.5 (9t)
Possession Avg.	30:22	28:13
Sacks Allowed/Yards Lost	15/103	22/168
Sacks Made/Yards	23/135	29/169
Total Touchdowns Scored	49	24
Penalties Against/Yards	67/574	59/515
Punts/Avg.	38/41.3	57/41.1
Turnover Differential	+24 (1)	-10 (27t)

BRADY AGAINST THE AFC EAST

As a starter against the AFC East, Tom Brady owns a 53-12 (.797) record. He is 20-2 against Buffalo, 17-4 against the New York Jets, 14-6 against Miami and was 2-0 against Indianapolis when they were in the AFC East (2001 season).

FIRST 2011 MEETING: PATRIOTS 38, MIAMI 24

September 12, 2011 ★ Sun Life Stadium

	1	2	3	4	Final
New England Patriots	7	7	14	10	— 38
Miami Dolphins	7	0	10	7	— 24

Tom Brady threw for a team-record 517 yards and four touchdowns, including a 99-yard touchdown pass to WR Wes Welker, and the New England Patriots started with a victory for the eighth consecutive season with a 38-24 victory over the Miami Dolphins at Sun Life Stadium on Monday Night Football. The Patriots totaled a franchise-best 622 total yards. Miami QB



PATRIOTS AT DOLPHINS

FIRST 2011 MEETING: PATRIOTS 38, MIAMI 24 (continued)

Chad Henne had a solid effort with 416 yards passing but was overshadowed by Brady. The 906 net yards passing by both teams was an NFL record for a single game. Brady became the 11th quarterback in NFL history to throw for 500 or more yards and his yardage total of 517 is fifth in NFL history. He finished with 32 completions on 48 attempts for 517 yards with four touchdowns. Holding a 31-17 lead with 5:44 to play after the Patriots defense held Miami on a fourth down play from the 1-yard line, Brady lined up from shotgun and threw from the end zone to Welker, who slipped behind the Miami coverage and caught the ball in stride on his way to become the 12th NFL player to score on a 99-yard play. Brady also threw a 10-yard touchdown pass to TE Rob Gronkowski, a 2-yarder to Welker and a 1-yarder to TE Aaron Hernandez. Welker (160) and Hernandez (103) both had 100-yard games. Both teams scored on their first offensive drives for a 7-7 first quarter. Brady engineered a 7-play, 65-yard drive that was culminated with a 10-yard touchdown pass to Gronkowski on the second play of the second quarter for a 14-7 New England lead, which they took into halftime. The Patriots took the second half kickoff and Brady had his only blunder of the night when he was intercepted for the first time in 358 pass attempts. A 39-yard return gave Miami a first down at the 1-yard line where Miami scored on a 10-yard touchdown pass from Henne to WR Brian Hartline to tie the game at 14. Brady and the Patriots shook off the error and scored on their next three possessions. Brady engineered a 10-play, 73-yard drive on the ensuing series that ended with a 2-yard touchdown pass to Welker for a 21-14 lead. Following a Miami field goal on the next possession, Brady finished an 8-play, 78-yard drive with a 1-yard touchdown pass to Hernandez for a 28-17 lead heading into the fourth quarter. In the fourth quarter, a 20-yard field goal by K Stephen Gostkowski was followed by the 99-yard touchdown pass from Brady to Welker for a 38-17 lead. The Dolphins added a touchdown late for a 38-24 final. The Patriots first score was set up when Brady connected with WR Matthew Slater on a 46-yard pass to the Miami 24-yard line to help set up a 1-yard touchdown run by RB BenJarvus Green-Ellis.

SECOND 2011 MEETING: PATRIOTS 27, MIAMI 24

December 24, 2011 ★ Gillette Stadium

	1	2	3	4	Final
Miami Dolphins	3	14	0	7	— 24
New England Patriots	0	0	17	10	— 27

The New England Patriots rallied from a 17-0 first half deficit to beat the Miami Dolphins 27-24 and clinch a first round bye in the playoffs.

Tom Brady, who finished with his 44th 300-yard game with 304 yards on 27 completions, was just 7-of-19 for 87 yards in the first half. Brady was playing in front of an offensive line that was without left tackle Matt Light, who was unable to play due to an ankle injury. Logan Mankins moved from left guard to left tackle to take his place but was forced out of the game in the second series due to a knee injury. The Patriots punted on their first six offensive possessions.

Brady completed 20-of-27 passes for 217 yards in the second half and led the Patriots on five straight scoring drives, including three in the third quarter to tie the game at 17. The Patriots took the second half kickoff and moved to the Miami 26-yard line to set up a 45-yard field goal by K Stephen Gostkowski. On the first play of the third quarter, Brady connected with TE Rob Gronkowski for a 22-yard gain.

Miami QB Matt Moore fumbled a snap on the next series and NT Vince Wilfork recovered at the Miami 38-yard line. Brady moved the Patriots to the 1-yard line before connecting with WR Deion Branch on a touchdown to close the Miami lead to

SECOND 2011 MEETING: PATRIOTS 27, MIAMI 24 (continued)

17-10. A 1-yard sneak by Brady tied the game at 17 heading into the fourth quarter.

CB Devin McCourty registered his first interception of the 2011 season to end Miami's first drive in the fourth quarter. The Patriots responded with a 10-play, 74-yard drive that ended with a 42-yard field goal by Gostkowski to put the Patriots in the lead at 20-17. After stopping Miami on three straight plays, the Patriots engineered an 11-play, 59-yard drive that ended with Brady's second 1-yard touchdown run of the day for a 27-17 lead.

The Dolphins made it close on Moore's 15-yard scoring pass to WR Davone Bess with 1:48 to play. They had three timeouts left, but their hopes faded when Brady hit WR Wes Welker for a 6-yard gain and a first down and the Patriots ran out the clock to secure the win. Welker had 12 catches for 138 yards to surpass Randy Moss (1,493) for the most receiving yards in a single season with 1,518.

Miami took a 3-0 first quarter lead after scoring on their opening possession. Miami scored on its first two possessions in the second quarter to take a 17-0 halftime lead.

Gronkowski set the team franchise record for most yards by a tight end with 1,219 and Brady set a single-season best with 4,897 passing yards.

CONNECTIONS

New England Ties

- Dolphins Head Coach **Joe Philbin** was born in Springfield, Mass. and kicked off his coaching career at Worcester Polytechnic Institute (Worcester, Mass.) in 1986. Philbin coached the offensive line at WPI from 1986-87. Philbin returned to New England in 1995, serving as the offensive coordinator/offensive line coach at Northeastern University from 1995-96 and the offensive coordinator/offensive line coach at Harvard University from 1997-98.
- Dolphins Defensive Backs Coach **Lou Anarumo** served as the Harvard University assistant head coach from 1995-2000.
- Dolphins Assistant Linebackers Coach **David Corrao** coached the tight ends at Northeastern University in 2004.
- Dolphins Defensive Coordinator **Kevin Coyle** attended the University of Massachusetts and spent nine seasons coaching at Holy Cross (1982-90).
- Dolphins Assistant Special teams Coach **Dave Fipp** began his coaching career serving as the special teams coordinator/secondary coach at Holy Cross from 1998-99.
- Dolphins Offensive Assistant **Ben Johnson** served as the offensive graduate assistant coach at Boston College from 2010-11.
- Dolphins Wide Receivers Coach **Ken O'Keefe** attended the University of Maine and began his coaching career at the University of New Haven, serving as an assistant coach from 1976-77. O'Keefe also coached at Worcester Academy (Worcester, Mass.) from 1978-84.
- Dolphins Assistant Wide Receivers Coach **Phil McGeoghan** played wide receiver at the University of Maine from 1998-2000. In 2007, McGeoghan returned to Maine to coach the tight ends and wide receivers. In 2008, McGeoghan served as the offensive coordinator at the Naval Academy Prep School in Newport, RI.
- Dolphins Assistant Offensive Line Coach **Chris Mosley** served as a Boston College offensive graduate assistant in 2007.
- Dolphins Assistant Strength and Conditioning Coach **Dave Puloka** grew up in Arlington, Mass. where he attended high school. Puloka attended Holy Cross College from 1997-00.
- Dolphins Special Teams Coordinator **Darren Rizzi** attended the University of Rhode Island from 1988-92. Rizzi has multiple coaching ties to the region: Special Teams/Defensive Line (1994-96) and Defensive Coordinator (1997) at the University of New Haven, Special



PATRIOTS AT DOLPHINS

CONNECTIONS (continued)

- Teams/Linebackers Coach (1998) at Northeastern University, and Head Coach (2008) at the University of Rhode Island.
- Dolphins Offensive Coordinator **Mike Sherman** is a native of Norwood, Mass. and played defensive end and offensive tackle at Central Connecticut State University (New Britain, Conn.). Sherman coached the offensive line at Holy Cross from 1985-87 and served as the team's offensive coordinator in 1988.
 - Dolphins Offensive Line Coach **Jim Turner** is a native of Braintree, Mass. and was a three-year letterman at Boston College. Turner began his coaching career at Braintree High School in 1988 and received his first college coaching position at Northeastern University in 1994. During his time at Northeastern, Turner coached the offensive line and tight ends from 1994-95, the running backs in 1996 and the defensive line from 1997-98. After a year at Louisiana Tech University, Turner returned to New England as served as the Harvard University offensive line coach/run game coordinator from 2000-02. Turner returned to New England in 2007 and spent one season as the offensive line coach at Boston College.
 - Dolphins Assistant Director of Pro Scouting **Chris Shea** is a native of Belmont, Mass. and went to Boston College. Additionally, Shea acted as the Football Recruiting Assistant at Boston College (1998-00) and Assistant Offensive Line Coach for Harvard University (1997-98).
 - Dolphins Director of College Scouting **Chris Grier** is a native of Holliston, Mass. and attended the University of Massachusetts-Amherst before graduating in 1994. He is the son of former Patriots' Vice President of Player Personnel Bobby Grier.
 - Dolphins Director of Player Personnel **Brian Gaine** attended the University of Maine (1991-95) and played tight end for the Black Bears.

Former Patriots

- Dolphins Director of College Scouting **Chris Grier**, a native of Holliston, Mass. was an intern with the Patriots in 1994 and joined the team as a regional scout on a full-time basis the following year.
- Miami **TE Will Yeatman** was originally signed by New England as a rookie free agent in 2011 and went to training camp with the Patriots prior to the 2011 season.

Miami, Fla. Ties

- Patriots **DL Vince Wilfork** is a native of Boynton Beach, Fla. and played at the University of Miami from 2001-03. Wilfork recorded 148 tackles (73 solo) with 14.0 sacks during his career at Miami. Wilfork also excelled on the Hurricanes track and field team, performing in the shot put.
- Patriots rookie **DE Justin Francis** is a native of Opa-Locka, Fla.

Former Dolphins

- Patriots **WR Wes Welker** played for Miami from 2005-06 and totaled 1,121 yards on 96 receptions during his two seasons with the team.
- Patriots **OL Donald Thomas** was originally drafted by Miami in the sixth-round of the 2008 NFL Draft and earned the starting right guard position as a rookie out of training camp. Thomas sustained an injury in the season opener of his rookie season and was placed on Injured Reserve. Thomas came back from the injury to play in all 16 games for the Dolphins in 2009 and made 12 starts at right guard.
- Patriots **DL Rob Ninkovich** played for the Dolphins in 2007 and 2008. Ninkovich played in five games during his two year stint with Miami.
- Patriots **LB Mike Rivera** appeared in one game with the Dolphins earlier this season. Rivera was also with Miami in 2010.

WHAT TO LOOK FOR THIS WEEK AT MIAMI

BILL BELICHICK

- Bill Belichick (200) needs one more win to tie Dan Reeves for seventh place all-time.

TOM BRADY

- With one touchdown pass against the Dolphins, Tom Brady will extend his streak to 44 straight games with at least one touchdown pass and continue his third longest streak all time, behind Drew Brees (54-current) and Johnny Unitas (47).
- Brady has 52 career 300-yard games in the regular season and needs one more to break a fifth place tie with Kurt Warner. Drew Brees and Brett Favre are tied for third with 62 300-yard games.
- Brady tied Drew Brees with his ninth NFL game with four touchdowns, 300 yards and no interceptions against St. Louis and needs one more such game to be alone in first place.
- Brady has 35 games with three touchdowns and no interceptions and needs one more such game to tie Brett Favre (36) for second place, behind Peyton Manning (37).
- Brady (3,671) needs 16 completions to move past Fran Tarkenton (3,686) into 9th place on the NFL's all-time completion list. Vinny Testaverde is in 8th place with 3,787 completions.

STEPHEN GOSTKOWSKI

- Stephen Gostkowski (7-of-10) needs one more 50-yard field goal to tie Adam Vinatieri (8-of-17) for most 50-yard field goals in Patriots history.
- Gostkowski has two 50-yarders so far in 2012 and can become the first Patriots player with three 50-yard field goals in a single season.

JEROD MAYO

- With 10 tackles, Jerod Mayo will have his sixth straight 10-plus tackle game and his 10th 10-plus tackle game of the season. He had a career-best with 10 double digit tackle games in 2010.

ROB NINKOVICH

- Rob Ninkovich has a team-leading five forced fumbles. If he has one more forced fumble he will break a tie with Mike Vabel (five in 2007) for the most forced fumbles for a Patriots player within the last 20 years.
- Ninkovich has 6.0 sacks in 2012 and needs one more to set a career best. He had 6.5 sacks in 2011.

STEVAN RIDLEY

- Stevan Ridley (939) needs 61 yards rushing to reach 1,000 yards and give New England its 15th 1,000-yard rushing season. He will be the 12th Patriots player to reach 1,000 yards and first since BenJarvus Green-Ellis in 2010.

WES WELKER

- Wes Welker (16) needs one more 10-plus catch game to break a second place tie with Marvin Harrison (16) and Andre Johnson (16) and tie Jerry Rice (17) for the most 10-catch games in NFL history.
- Welker needs one reception to extend his streak to 89 straight regular-season games with at least one reception as a member of the Patriots to extend his franchise record. Welker has an overall streak of 105 straight regular-season games with at least one reception, including his time with the Miami Dolphins.
- Welker (961) needs 39 receiving yards for his 5th career 1,000 yard season

TEAM

- The Patriots are 19-0 in the second half of the season since 2010. In both 2010 and 2011, the Patriots were 8-0 in the second half of the season. Their last loss in the second half was in the 2009 season-finale at Houston, a 34-27 loss, on Jan. 3, 2010.
- With one more victory the patriots will secure their 12th straight winning season.



LAST GAME: PATRIOTS AT JETS

PATRIOTS 49, NEW YORK JETS 19

November 22, 2012 ★ MetLife Stadium

	1	2	3	4	Final
New England Patriots	0	35	0	14	— 49
New York Jets	0	3	9	7	— 19

The New England Patriots are guaranteed to finish with a record of .500 or better for the 12th consecutive year after a 49-19 win over the New York Jets in a Thanksgiving Night game at MetLife Stadium. The victory was Bill Belichick's 200th career win.

It appeared the game would be a competitive defensive battle after a scoreless first quarter, but the Patriots scored 35 points in the second quarter with four touchdowns in just over six minutes, including three in a 52-second span, to help build a 35-3 halftime lead. The Patriots scored on two Tom Brady passes, including an 83-yard pass and then scored on two fumbles that were returned for touchdowns.

Brady finished 18 of 28 for 323 yards with three touchdowns and no interceptions and also ran for a score. He reached 3,000 yards passing for the 10th time in his career and passed Dan Fouts for 10th place on the NFL's all-time passing list.

The Jets squandered two drives that ended inside New England territory with an interception and a fumble on two of their first three offensive drives.

Safety Steve Gregory had a big night with an interception, a forced fumble and two fumble recoveries, including one he returned for a touchdown.

He ended a scoring threat from the Jets in the first quarter when he intercepted a QB Mark Sanchez pass at the New England 15-yard line. Brady then led the Patriots on a 15-play, 84-yard drive that ended with a 3-yard touchdown pass to WR Wes Welker. The Jets next series ended when LB Brandon Spikes forced RB Shonn Green to fumble, allowing Gregory to recover at the New England 17-yard line. On the next play, Brady threw a swing pass to RB Shane Vereen, who zipped down the left sideline for an 83-yard touchdown to make it 14-0.

The Patriots were back in the end zone moments later when Sanchez fumbled on a second down play as when he hit one of his own players. Gregory picked up the ball and ran it 32 yards for a score to put the Patriots up, 21-0. Devin McCourty forced a fumble on the ensuing kickoff and WR Julian Edelman caught the ball in stride and ran 22 yards for another touchdown and a 28-0 lead.

After stopping the Jets on the next series, Brady connected with Edelman on a 56-yard touchdown pass for a 35-0 lead, with 3:17 left in the half. Jets K Nick Folk got the Jets on the board with a 32-yard field goal with two seconds to play in the half.

RB Stevan Ridley was called for a chop block in the end zone midway through the third quarter, resulting in a safety and a 35-5 Patriots lead. The Jets received the free kick and went on a 4-play, 71-yard drive that ended in a touchdown to cut the lead to 35-12 heading into the fourth quarter.

The Patriots scored on their first two fourth quarter drives for a 49-12 lead. Brady scored on a 1-yard run to finish an 87-yard drive. Rookie CB Alfonzo Dennard forced a fumble that was recovered by LB Rob Ninkovich on the next series, allowing the Patriots to take over at the Jets 37-yard line. Brady threw a 28-yard pass to Welker to help set up a 9-yard touchdown run by Ridley to finish the Patriots scoring.

PATRIOTS TO FINISH .500 OR BETTER FOR 12TH STRAIGHT SEASON

With their eighth win of the 2012 season, the Patriots are guaranteed to finish the season with a record of .500 or better for the 12th consecutive year. At the conclusion of the 2012 season, the Patriots will be the only NFL team to finish with a record of .500 or better in each of the last 12 years (2001-2012). Each of the other 31 NFL teams had at least one losing season between 2001 and 2011.

BELICHICK BECOMES 8TH NFL COACH WITH 200 WINS

Bill Belichick became the eighth NFL coach with 200 career victories. He needs one more win to move into seventh place. Dan Reeves is in seventh place with 201 career wins.

THE PATRIOTS EARN THEIR 15TH SERIES SWEEP OVER THE JETS

The Patriots earned their 15th series sweep over the Jets and swept the annual series for the second straight season. The Patriots beat the Jets 29-26 in overtime on Oct. 21 at Gillette Stadium in the first meeting of 2012.

THE PATRIOTS HAVE THE MOST POINTS IN BACK-TO-BACK GAMES IN FRANCHISE HISTORY

With 59 points vs. Indianapolis and 49 points against the Jets, the Patriots have scored 108 points in a two week stretch for the highest two-week point total in team history. The Patriots previous best was 101 points when they scored 49 points and 52 points in back-to-back weeks in 2007. It is the third most in a two-game span in a single season in NFL History. The 1950 Rams hold the record with 135 points, followed by the 1948 Chicago Cardinals with 112 points.

PATRIOTS HAVE 190 POINTS IN LAST FOUR GAMES

The Patriots have scored 190 points in the last four games (49, 52, 37 and 45). Prior to this week's game, that total is more than four teams have scored this year.

PATRIOTS IMPROVE TO 3-2 ON THANKSGIVING

The game against the Jets was the Patriots' fifth Thanksgiving game and first Thanksgiving night game. The Patriots improved to a 3-2 Thanksgiving record with the victory.

BELICHICK IMPROVES TO 5-3 ON THANKSGIVING, INCLUDING 3-1 AS PATRIOTS COACH

Patriots head coach Bill Belichick has coached eight times on Thanksgiving: twice as an assistant coach with the Detroit Lions (1976-77), once with the Denver Broncos (1978), once with the N.Y. Giants (1982), and four as the head coach of the New England Patriots (2000, 2002, 2010 and 2012). He has a 5-3 record in those games.

BRADY MOVES PAST DAN FOUTS INTO 10TH PLACE ON THE NFL PASSING LIST

Brady (43,278) moved past Dan Fouts (43,040) into 10th place on the NFL's all-time passing list. He entered the game needing 86 yards to pass Fouts and did so on an 83-yard touchdown pass to RB Shane Vereen. Drew Brees is in ninth place with 43,808 passing yards.

BRADY REACHES 3,000 YARDS PASSING FOR 10TH TIME

Brady (3,299) went over 3,000 passing yards on the season for the 10th time in his career. Brady entered the game needing 24 yards to reach 3,000 yards, which he did on a 28-yard pass to TE Aaron Hernandez in the first quarter. He is one of six NFL players with at least 10 3,000-yard seasons.

BRADY CONNECTS WITH RB SHANE VEREEN ON AN 83-YARD TOUCHDOWN PASS

Brady connected with RB Shane Vereen on an 83-yard touchdown pass in the second quarter. It is the third-longest pass in Brady's career, trailing a 99-yard touchdown pass to Wes Welker at Miami (9/12/11) and a 91-yard touchdown pass to WR David Patten at Indianapolis (10/21/01). Brady now has five touchdown passes of 80 or more yards in his career. It was Vereen's first touchdown reception of his career.



LAST GAME: PATRIOTS AT JETS

BRADY CONNECTS WITH EDELMAN ON A 56-YARD TD FOR SEVENTH GAME WITH TWO 50-YARD PASSES IN THE SAME GAME

Brady connected with WR Julian Edelman for a 56-yard touchdown pass and an 83-yard touchdown pass to Shane Vereen in the second quarter. It is the seventh time in Brady's career (including the postseason) that he has had at least two 50-yard pass plays in the same game. His career best was when he had a 58-yard touchdown, a 58-yard pass and an 81-yard touchdown at Miami on Dec. 6, 2009.

EDELMAN HAS A CAREER-LONG 56-YARD RECEPTION

Edelman's 56-yard touchdown in the second quarter is the longest of his career. His previous best was a 40-yard reception on January 2, 2011.

EDELMAN HAS SECOND STRAIGHT GAME WITH TWO TOUCHDOWNS

Edelman scored on a 22-yard fumble return and a 56-yard reception. It is the second straight game where he has had two touchdowns. He scored on a 68-yard punt return and a 2-yard pass vs. Indianapolis (11/18). He now has three games with two touchdowns. His first was in a 2009 postseason game vs. Baltimore (1/10/10) when he caught two touchdown receptions.

PATRIOTS TIE A TEAM MARK WITH 35 POINTS; BECOME FIRST WITH TWO 30-POINT QUARTERS

The Patriots tied a franchise record for the most points in a quarter with 35 points in the second quarter against the Jets. The Patriots also scored 35 points in the second quarter in a 59-0 win vs. Tennessee on Oct. 18, 2009. The 35 points are tied for the fourth highest amount of points scored in a single quarter. The Patriots are the only team to score 35 points in a quarter since 1983, and they have now done it two times. It is the second time in 2012 that the Patriots have scored 30 or more points in a quarter. The Patriots scored 31 points in the fourth quarter in a 52-28 win at Buffalo on Sept. 30, 2012 and are now the first team in NFL history with two 30-points quarters.

PATRIOTS RETURN TWO FUMBLES FOR A TOUCHDOWN IN THE SAME GAME

Steve Gregory scored on a 32-yard fumble return and Julian Edelman scored on a 22-yard fumble return on the ensuing kickoff. It is the first time in team history that the Patriots have scored on two fumbles returned in the same game.

STEVE GREGORY RECORDS AN INTERCEPTION, RECOVERS A FUMBLE AND SCORES ON A FUMBLE RETURN

Steve Gregory intercepted his second pass of the season when he picked off a QB Mark Sanchez pass in the first quarter. His two interceptions match his season-high. He also had two interceptions in 2010. Gregory also recovered two fumbles, beginning with a Shonn Green fumble in the second quarter followed by a Sanchez fumble which he returned 32 yards for a touchdown. He was also credited with a forced fumble in the third quarter that was recovered by the Jets.

MCCOURTY FORCES A FUMBLE AND EDELMAN RETURNS THE FUMBLE FOR A TD

Devin McCourty forced a fumble on a second quarter kickoff that was returned 22 yards for a touchdown by Julian Edelman.

MARCUS CANNON MAKES FIRST CAREER START

Marcus Cannon made his first NFL start when he lined up at right tackle in place of Sebastian Vollmer, who was inactive for the game.

JEROD MAYO SETS A CAREER BEST WITH HIS FIFTH STRAIGHT 10-PLUS TACKLE GAME

Jerod Mayo had his fifth straight 10-plus tackle game for a new career high after finishing with 15 against the Jets. He had two four-game stretches with 10 or more tackles in 2010. It was also his ninth 10-tackle game of the 2012 season. He had a career-best with ten 10-tackle games in 2010. After 11 games, Mayo has a team-leading 143 tackles, putting him on pace for 208.

BRADY TIES CAREER-HIGH WITH HIS THIRD RUSHING TOUCHDOWN OF THE SEASON

Brady scored on a 1-yard run for his third rushing touchdown of the season to match a career-high. He had three rushing touchdowns in 2011.

BRADY HAS HIS 52ND 300-YARD GAME TO MOVE INTO A TIE FOR FIFTH WITH KURT WARNER

Tom Brady had his 52nd career 300-yard game after finishing with 323 yards against the Jets to move past Dan Fouts into a tie for fifth place all-time with Kurt Warner for the most 300-yard games in NFL history.





PATRIOTS 2012 TEAM NOTES

2012 WHAT TO LOOK FOR

BILL BELTCHICK

- Bill Belichick (200) needs one more win to tie Dan Reeves for seventh place all-time.
- Belichick (17) needs one more postseason victory to move out of a tie with Joe Gibbs into sole possession of third place all-time in postseason wins. Tom Landry (20) is in first place followed by Don Shula (19).

TOM BRADY

- Tom Brady has 52 career 300-yard games. He needs one more 300-yard game to break a tie with Kurt Warner for fifth place. Drew Brees and Brett Favre are tied for third with 62 300-yard games.
- If Brady reaches 30 or more touchdowns passes in 2012 he will become just the fifth player in NFL history with at least 30 or more touchdown passes in four seasons. He has 24 touchdown so far in 2012 and is on pace to finish with 35.
- Brady (22) needs one more AFC Offensive Player of the Week honor to break a tie with Peyton Manning (22) for the most Player of the Week honors in NFL history.
- If Brady reaches 4,000 passing yards in 2011, he will be just the fifth player in NFL history to reach 4,000 yards in five or more seasons: Peyton Manning (11), Dan Marino (6), Drew Brees (6) and Brett Favre (6). He currently has 3,299 yards and is on pace for 4,799 yards.
- Brady has thrown at least one touchdown pass in 43 straight games. Brady's 43 straight games with at least one touchdown pass are third all-time behind Drew Brees (54-current) and Johnny Unitas (47).
- Brady had at least one touchdown pass in all 16 games in each of the last two seasons and has thrown for at least one in each of the first 11 games of 2012. Brady and Brees are the first two quarterbacks to throw for at least one touchdown pass in all 16 games for two straight seasons.

ROB GRONKOWSKI

- Rob Gronkowski (10 touchdowns in 2010 and 18 in 2011) became the first tight end in NFL history with three straight 10-plus touchdown seasons after reaching 10 for the season in the win vs. Indianapolis (11/18). Gronkowski and Antonio Gates (13 in 2004 and 10 in 2005) are the only tight ends to have back-to-back 10-plus touchdown seasons.
- Gronkowski joins Randy Moss (2007, 2008 and 2009) and Corey Dillon (2004, 2005, 2006) as the only Patriots with three straight 10-plus touchdown seasons and three 10-plus seasons overall.
- Gronkowski has 37 receiving touchdowns and 38 touchdowns overall (37 receiving and 1 rushing) since 2010. The NFL record for most receiving touchdowns in a player's first three NFL seasons is 43 by Randy Moss and the NFL record for most touchdowns overall by a player in his first three NFL seasons is 47 by Barry Sanders (4 receiving and 43 rushing). Moss (43) and Jerry Rice (40) have the most receiving touchdowns in their first three NFL seasons.

ROB NINKOVICH AND BRANDON SPIKES

- Ninkovich and Brandon Spikes have five forced fumbles in 2012 and are tied with Mike Vrabel, who had five forced fumbles in 2007, for the most by a Patriots player in the last 20 years.

CHANDLER JONES

- Chandler Jones is tied with Ninkovich with 6.0 sacks. The Patriots rookie record for most sacks in a season is 10.5 by Garin Veris in 1985. The NFL rookie record is 14.5 by Jevon Kearse with Tennessee in 1999.

WES WELKER

- Wes Welker now has 16 10-plus catch games and needs two more 10-plus catch games to become the NFL's all-time leader. Jerry Rice is in first place with 17 10-reception games, followed by Marvin Harrison (16), Welker (16) and Andre Johnson.
- Welker (15) needs one more game with 10 receptions and 100 receiving yards to break a tie with Jerry Rice (15) and Andre Johnson (15) for the most in NFL history.

PATRIOTS NAME 2012 TEAM CAPTAINS

The Patriots team captains are the same six who served as captains in 2011. The Patriots' 2012 captains were elected by their teammates. Quarterback Tom Brady and G Logan Mankins are the offensive captains. Nose tackle Vince Wilfork, LB Jerod Mayo and CB Devin McCourty are the defensive captains. Wide receiver Matthew Slater is the special teams captain. Brady has been chosen as a captain for the 11th straight season. Wilfork is a captain for the fifth straight season, while Mayo, is in his fourth season serving as a captain. Mankins, McCourty and Slater are captains for a second time.

TOP OFFENSE IN 2012

The Patriots offense is ranked first in the NFL in 2012 with 435.8 yards per game. The Patriots offense has finished in the top 10 five straight seasons. Since the 1970 merger, the Patriots offense has finished in the top 10 a total of 16 times, including seven times under Bill Belichick.

Year	Rank
2011	2 (428.0)
2010	8 (363.8)
2009	3 (397.3)
2008	5 (365.4)
2007	1 (411.3)

PATRIOTS SCORE TOUCHDOWNS IN 2012

The Patriots are first in the NFL in 2012 with 49 touchdowns. The Patriots are on pace to finish with 71 total touchdowns, which would be second in team history and in NFL history to the NFL record of 75 scored in 2007.

MOST TOUCHDOWNS IN A SEASON / PATRIOTS

75 in 2007
65 in 2010
61 in 2011
52 in 1961 and 1980

2012 PATRIOTS GO OVER 400 POINTS FOR SIXTH STRAIGHT SEASON

The Patriots are first in the NFL with 407 points in 2012 and are on pace for 592 points, which would be first in NFL history. The 2007 Patriots have the current record with 589 points. In 2012, the Patriots became the second team to ever have at least six straight 400-point seasons. San Diego has a current streak of eight straight 400 point seasons (2004-11).

MOST POINTS SCORED IN A SEASON BY THE PATRIOTS

589 in 2007
518 in 2010
513 in 2011
441 in 1980

PATRIOTS ON POINT IN 2012

The Patriots are first in the NFL with an average of 37.0 points per game so far in 2012. If they keep that pace it would be first in team history.

HIGHEST AVG. POINTS PER GAME BY THE PATRIOTS

37.0 in 2012 (through 11 games)
36.8 in 2007
32.4 in 2010
32.1 in 2011
29.5 in 1961

PATRIOTS ON PACE TO SET FRANCHISE RECORD FOR MOST TOTAL NET YARDS IN 2012

The Patriots have 4,794 net yards through the first 11 games in 2012 and are on pace to finish with 6,973, which would rank third in NFL history and set a new franchise record. The Patriots finished the 2011 season with 6,848 total net yards, setting a new franchise record for most total net yards in a season. That total is fourth all-time in NFL history.

MOST TOTAL NET YARDS/SEASON PATRIOTS

6,848 in 2011
6,580 in 2007
6,357 in 2009

MOST TOTAL NET YARDS/ NFL

7,474	New Orleans in 2011
7,075	St. Louis in 2000
6,936	Miami in 1984
6,848	Patriots in 2011



PATRIOTS 2012 TEAM NOTES

PATRIOTS TIE FRANCHISE RECORD FOR MOST POINTS IN A GAME IN THE WIN OVER COLTS

The Patriots scored 59 points vs. Indianapolis (11/18), tying the franchise record for most points in a game. New England also scored 59 points in a 59-0 victory over Tennessee at Gillette Stadium on Oct. 18, 2009. The Patriots have now scored 50 or more points twice this season, with the win over the Colts and a 52-28 win over Buffalo on Sept. 30, 2012. It is the third time in team history that the Patriots have scored at least 50 points two times in a season. The Patriots also scored 50 or more points two times in 1979 and 2007. The 59 points are the most by a team in 2012. Baltimore scored the second most with 55 points last in a win vs. Oakland (11/11).

PATRIOTS SCORE 45 SECOND HALF POINTS TO TIE A TEAM RECORD FOR MOST POINTS IN A HALF

The Patriots scored 45 points in the second half at Buffalo (9/30), including 31 points in the fourth quarter. It is tied for the highest total in a half in franchise history. The Patriots scored 45 first half points vs. Tennessee on Oct. 18, 2009 in a 59-0 win. The 45 points are the most by a team that trailed after halftime since the Giants had a 48 point second half vs. Baltimore on Nov. 19, 1950.

MOST POINTS/SECOND HALF

- 49 Chicago Bears vs. Philadelphia, Nov. 30, 1941
- 48 Chicago Cardinals vs. Baltimore, Oct. 2, 1950
- 48 N.Y. Giants vs. Baltimore, Nov. 19, 1950
- 45 Patriots at Buffalo, Sept. 30, 2012**
- 45 Cincinnati vs. Houston, Dec. 17, 1972

MOST POINTS IN A HALF OVERALL

- 49 Green Bay vs. Tampa Bay, Oct. 2, 1983
- 49 Chicago Bears vs. Philadelphia, Nov. 30, 1941
- 48 Buffalo vs. Miami, Sept. 18, 1966
- 48 Chicago Cardinals vs. Baltimore, Oct. 2, 1950
- 48 N.Y. Giants vs. Baltimore, Nov. 19, 1950
- 45 Patriots at Buffalo, Sept. 30, 2012**
- 45 Philadelphia vs. Washington, Nov. 15, 2010
- 45 Patriots vs. Tennessee, Oct. 18, 2009**
- 45 Seattle vs. Minnesota, Sept. 29, 2002
- 45 Houston vs. Cleveland, Dec. 9, 1990
- 45 Indianapolis vs. Denver, Oct. 31, 1988
- 45 Cincinnati vs. Houston, Dec. 17, 1972
- 45 Green Bay vs. Cleveland, Nov. 12, 1967

PATRIOTS BECOME FIRST TEAM IN NFL HISTORY WITH TWO 30-POINT QUARTERS IN THE SAME SEASON

The Patriots tied a franchise record for the most points in a quarter with 35 points in the second quarter in the 49-19 win at the Jets (11/22). The Patriots also scored 35 points in the second quarter in a 59-0 win vs. Tennessee on Oct. 18, 2009. The 35 points are tied for the fourth highest amount of points scored in a single quarter. The Patriots are the only team to score 35 points in a quarter since 1983, and they have now done it two times. It is the second time in 2012 that the Patriots have scored 30 or more points in a quarter. The Patriots scored 31 points in the fourth quarter in a 52-28 win at Buffalo on Sept. 30, 2012 and are now the first team in NFL history with two 30-point quarters in the same season.

PATRIOTS TIED FOR FOURTH ALL-TIME WITH THE 35-POINT SECOND QUARTER AGAINST THE JETS

The Patriots 35-point second quarter against the Jets (11/22) is tied for the fourth highest quarter total in NFL history.

Most Points, One Quarter in NFL History

- 41 Green Bay vs. Detroit, Oct. 7, 1945 (second quarter)
- 41 Los Angeles vs. Detroit, Oct. 29, 1950 (third quarter)
- 37 Los Angeles vs. Green Bay, Sept. 21, 1980 (second quarter)
- 35 Patriots at NY Jets, Nov. 22, 2012 (second quarter)**
- 35 Patriots vs. Tennessee, Oct. 18, 2009 (second quarter)**
- 35 Green Bay vs. Tampa Bay, Oct. 2, 1983 (second quarter)
- 35 Green Bay vs. Cleveland, Nov. 12, 1967 (first quarter)
- 35 Chicago Cardinals vs. Boston, Oct. 24, 1948 (third quarter)

PATRIOTS DEFENSE HOLDS TENNESSEE TO JUST 20 YARDS RUSHING IN 2012 OPENER

The Patriots defense held the Titans to just 20 yards rushing on 16 attempts for a 1.3-yard average in the 2012 season opener. The 20 yards rushing allowed are the fifth-lowest total in Patriots history and the lowest total since holding Buffalo to 14 yards rushing on Dec. 11, 2005 in Buffalo.

FEWEST YARDS ALLOWED RUSHING IN A GAME

- 2 at San Diego, Dec. 17, 1961
- 14 at Buffalo, Dec. 11, 2005
- 14 vs. Kansas City, Oct. 11, 1998
- 19 vs. Houston, Nov. 1, 1963.
- 20 at Tennessee, Sept. 9, 2012**
- 20 vs. Seattle, Dec. 4, 1988

PATRIOTS HAD TWO RUNNING BACKS REACH 100 YARDS RUSHING AT BUFFALO IN 2012

Rookie RB Brandon Bolden (137) and RB Stevan Ridley (106) both rushed for over 100 yards at Buffalo on Sept. 30. It is the first time the Patriots had two 100-yard rushers in the same game since Nov. 23, 1980 at Baltimore Colts when Don Calhoun (106) and Vagas Ferguson (100) each had 100 yards rushing.

2012 PATRIOTS HAVE FIRST BACK-TO-BACK 200 YARD RUSHING GAMES SINCE 1978

The Patriots had more than 200 rushing yards in back-to-back games for the first time since 1978. Versus Denver (10/7), New England finished the game with a total of 251 rushing yards on 54 carries. The previous week at Buffalo (9/30), New England had a total of 247 rushing yards. The last time New England had 200-plus rushing yards in consecutive games was when it followed a 213-yard performance on Dec. 3, 1978 at Dallas with a 249-yard effort against Buffalo on Dec. 10, 1978. It is the 69th time in franchise history that they have rushed for 200 yards in a game. It is the most rushing yards in a game since gaining 277 at Oakland on Dec. 14, 2008.

SECOND TIME IN NFL HISTORY A TEAM HAS TWO 100-YARD RUSHERS, TWO 100-YARD RECEIVERS AND A 300-YARD PASSER

The Patriots had two 100-yard rushers (Brandon Bolden 137 and Stevan Ridley 106), two 100-yard receivers (Wes Welker 129 and Rob Gronkowski 104) and a 300-yard passer (Tom Brady 340) in the win at Buffalo (9/30) for the first time in team history. It is the second time in NFL history that feat has been accomplished. Green Bay was the first team to do so on Dec. 28, 2008 in a win vs. Detroit when Ryan Grant (106) and DeShawn Wynn (106) rushed for over 100 yards, Donald Driver (111) and Greg Jennings (101) went over 100 yards receiving and Aaron Rodgers (308) passed for over 300 yards.

PATRIOTS TIED A TEAM RECORD WITH FOUR RUSHING TOUCHDOWNS AT BUFFALO

The Patriots tied a team record with four rushing touchdowns in the win at Buffalo (9/30). It is the seventh time and the first time since Oct. 16, 1983 vs. San Diego that the Patriots scored on four rushing touchdowns in a game.

PATRIOTS ARE SIXTH IN NFL IN RUSHING

The Patriots offense is ranked sixth in the NFL in rushing through 11 games with an average of 143.7 yards per game. If they keep that pace, they will finish with the highest rushing average since the Patriots averaged 145.7 yards per game in 1985.

PATRIOTS OFFENSE GAINS 580 YARDS AT BUFFALO IN 2012

The Patriots chalked up 580 yards in total offense at Buffalo (9/30), the fourth most in team history. It is the 14th time in team history that the Patriots have recorded at least 500 total yards on offense. It is the ninth time under Bill Belichick that the Patriots have accomplished the feat.

MOST TOTAL NET YARDS/GAME

- 622 at Miami, Sept. 12, 2011
- 619 vs. Tennessee, Oct. 18, 2009
- 597 vs. N.Y. Jets, Sept. 9, 1979
- 580 at Buffalo, Sept. 30, 2012**



PATRIOTS 2012 TEAM NOTES

PATRIOTS SET TEAM RECORD WITH 35 FIRST DOWNS IN THE WIN VS. DENVER

The Patriots gained a total of 35 first downs vs. Denver (10/7), marking the highest total in franchise history. New England had 18 first downs rushing, 16 first downs passing, and one first down by penalty. The previous team record for most first downs in a game was 34, achieved against Washington on Oct. 28, 2007.

PATRIOTS ARE FIRST TEAM SINCE THE NFL MERGER TO REGISTER THREE STRAIGHT GAMES WITH 30 OR MORE FIRST DOWNS

The Patriots are the first team since the 1970 AFL-NFL merger to have recorded 30 or more first downs in three straight games with 33 at Baltimore (9/23), 33 at Buffalo (9/30) and a team-record of 35 vs. Denver (10/7).

2012 PATRIOTS OFFENSE ON PACE TO SET THE NFL RECORD FOR MOST FIRST DOWNS IN A SEASON

The Patriots have 309 first downs through 11 games this season, giving them an average of 28 per game and a pace to finish the year with 449, which would smash the NFL record of 416 total first downs by New Orleans in 2011.

NFL RECORD FOR MOST FIRST DOWNS IN A SEASON

416	New Orleans in 2011
399	New England in 2011
398	Kansas City in 2004

PATRIOTS SET NFL RECORD FOR MOST CONSECUTIVE GAMES WITH 350 OR MORE YARDS

The Patriots gained 473 yards in the win against St. Louis (10/28) for their 17th consecutive game with 350 or more yards to set an NFL record. The streak was snapped when the Patriots gained 347 yards in the win vs. Buffalo (11/11).

Team	Years	Consecutive 350-Yard Games
Patriots	2011-present	17
St. Louis	1999-2000	16
San Diego	1982-1983	14
San Diego	1981-1982	13
Indianapolis	2008-2009	13

PATRIOTS HAVE FIVE DEFENSIVE TOUCHDOWNS IN 2012

Steve Gregory's 32-yard touchdown on a fumble return and Julian Edelman's 22-yard fumble return at the Jets (11/22) gave the Patriots five defensive touchdowns in 2012. In addition to Gregory and Edelman's scores, LB Dont'a Hightower returned a fumble at Tennessee (9/9), and Alfonzo Dennard and Aqib Talib returned interceptions for touchdowns vs. Indianapolis (11/18). It is the most for the Patriots since scoring five defensive touchdowns in 2010. The Patriots team record for most defensive touchdowns in a season is six by the 2007 team (3 interception returns and 3 fumble returns). The Patriots also had five defensive touchdowns in 2003 (5 interception returns), 2001 (5 interception returns), 1992 (3 interceptions and 2 fumble returns) and 1961 (2 interception returns and 3 fumble returns).

2012 PATRIOTS HAVE SEVEN NON-OFFENSIVE TOUCHDOWNS IN 2012

The Patriots have seven non-offensive touchdowns in 2012. The 2010 Patriots and 1961 Patriots teams own the team record with nine non-offensive touchdowns. The NFL record for most non-offensive touchdowns is 13 by Seattle in 1998.

Date	Game	Touchdown
9/9/12	at Tennessee	Dont'a Hightower 6-yd. Fumble Return
10/21/12	N.Y. Jets	Devin McCourty 104-yd. Kickoff Return
10/18/12	vs. Indianapolis	Julian Edelman 68-yd. Punt Return
11/18/12	vs. Indianapolis	Aqib Talib 59-yd. Int. Return
11/18/12	vs. Indianapolis	Alfonzo Dennard 87-yd. Int. return
11/22/12	at N.Y. Jets	Steve Gregory 32-yd. Fumble Return
11/22/12	at N.Y. Jets	Julian Edelman 22-yd. Fumble Return

2012 PATRIOTS LEAD THE NFL WITH A TURNOVER DIFFERENTIAL OF +24

The 2012 Patriots are first in the NFL with a +24 turnover differential, forcing 32 turnovers while allowing just 8 turnovers. The Patriots set a franchise record with a +28 turnover differential in 2010, forcing 38 turnovers while allowing just 10 turnovers. The Patriots turnover differential of +28 in 2010 is tied with the 2011 San Francisco 49ers for the second-best turnover differential since the 1970 AFL-NFL merger, trailing only the +43 posted by the 1983 Washington Redskins.

2012 PATRIOTS DEFENSE FORCES TURNOVERS

The 2012 Patriots' defense is second in the NFL to Chicago (33) with 32 forced turnovers (14 interceptions and 18 forced fumbles). The Patriots are on pace to finish with 47 turnovers, which would be tied with the 1985 and 1964 teams behind the team record of 50 turnovers in 1976. The most forced turnovers under Bill Belichick's reign with the Patriots are 41 by the 2003 team. The Patriots are on pace to finish with 26 forced fumbles, which would be second in team history to the 27 by the 1976 team.

PATRIOTS HAVE FEWEST INTERCEPTIONS IN 2012

The Patriots have thrown just three interceptions in 2012. In 2010, the Patriots tied the NFL mark for fewest interceptions in a single season.

Fewest Interceptions in a Season

Year	Team	Int.	Pass Attempts
2010	Patriots	5	507
2011	San Francisco	5	452
1990	Kansas City	5	449
1990	N.Y. Giants	5	398
1966	Green Bay	5	318
1960	Cleveland	5	264

2012 HONORS AND AWARDS

QB Tom Brady

- AFC Offensive Player of the Week (Wk. 4 at Buffalo)
- AFC Offensive Player of the Week (Wk. 8 at St. Louis)

TE Rob Gronkowski

- *Pro Football Weekly* Midseason All-Pro

DE Chandler Jones

- AFC Rookie of the Month (September)

DB Devin McCourty

- AFC Special Teams Player of the Week (Wk. 7 vs. New York Jets)

WR Wes Welker

- *Sports Illustrated* Midseason All-Pro

DL Vince Wilfork

- *Pro Football Weekly* Midseason All-Pro

PRO BOWL BALLOTING

NFL Pro Bowl balloting has begun and runs through Dec. 17. Fans may vote for their favorite NFL players to represent the AFC and NFC in the 2013 Pro Bowl on Sunday, Jan. 27 at 7 p.m. from Aloha Stadium in Honolulu, Hawaii. Fans may vote online at nfl.com/probowl or on Web-enabled mobile phones by going to NFL.com.

The AFC and NFC All-Star squads are determined by the consensus votes of fans, players and coaches. Each group's vote counts one-third towards determining each conference's 43-man roster. NFL players and coaches will cast their votes on Dec. 20-21. The Pro Bowl teams will be announced at 7:00 p.m. ET on Wednesday, Dec. 26 in a Pro Bowl Selection Show on NFL Network. Quarterbacks, Tom Brady, Aaron Rodgers and Drew Brees were the top three vote-getters last year and WR Wes Welker and Calvin Johnson rounded out the top five.





PATRIOTS 2012 TEAM NOTES

PRO BOWL –PATRIOTS PLAYER RANKINGS

QB Tom Brady (345,036) ranks second in the NFL in fan voting, behind Peyton Manning (376,981). The New England Patriots have 13 players in the top five in Pro Bowl votes in their respective positions, including three that are leading the fan vote at their positions. TE Rob Gronkowski, G Logan Mankins and LB Jerod Mayo have the most fan votes at their positions.

QB Tom Brady	(2nd in AFC Voting – 345,036)
RB Stevan Ridley	(3 rd in AFC Voting – 104,462)
WR Wes Welker	(3 rd in AFC Voting – 195,452)
TE Rob Gronkowski	(1 st in AFC Voting – 258,042)
G Logan Mankins	(1 st in AFC Voting – 76,705)
G Dan Connolly	(5 th in AFC Voting – 49,567)
DE Chandler Jones	(4 th in AFC Voting – 87,399)
DE Rob Ninkovich	(5 th in AFC Voting – 45,313)
DT Vince Wilfork	(4 th in AFC Voting – 67,819)
LB Jerod Mayo	(1 st in AFC Voting – 122,787)
LB Brandon Spikes	(4 th in AFC Voting – 37,125)
K Stephen Gostkowski	(2 nd in AFC Voting – 38,809)
P Zoltan Mesko	(3 rd in AFC Voting – 32,707)

PATRIOTS SCORE ON THE GROUND

The Patriots had a pair of rushing touchdowns at the Jets (11/22) and have now scored 18 times on the ground this season. New England is on pace to total 26 rushing touchdowns this year, which would be the second-highest such total in team history. The last time the Patriots had 25 or more rushing touchdowns in a season was 1978, when they scored a franchise-record 30 times on the ground. The NFL record for most rushing touchdowns in a season is 36, by Green Bay in 1962.

NFL RECORD FOR MOST TOUCHDOWNS, RUSHING, SEASON

36	Green Bay, 1962
33	Pittsburgh, 1976
32	Kansas City, 2003
32	San Diego, 2006

PATRIOTS RECORD FOR MOST RUSHING TOUCHDOWNS IN A SEASON

30	1978
24	1976
23	1981
21	2008, 1974
20	2006

PATRIOTS HAVE MOST CONSECUTIVE SEASONS STARTING AT 6-3 OR BETTER

The Patriots started the 2012 season with a record of 6-3 for the seventh consecutive season. The Patriots streak of seven straight seasons with at least six wins in the first nine games is the second longest in NFL history to the Dallas Cowboys, who had 12 straight seasons from 1975 to 1986.

CONSECUTIVE YEARS STARTING 6-3 OR BETTER (Including 2012 season)

New England	7
Pittsburgh	6
Baltimore	3
Chicago	3
Green Bay	3
NY Giants	3

PATRIOTS SUSTAIN DRIVES; JUST 11 THREE-AND-OUTS IN 123 SERIES

In 123 offensive series in 2012, the Patriots have had just 11 drives with a three-and-out, the best in the NFL. The Patriots three-and-out percentage is 8.9. Indianapolis is next in the NFL with a 14.8 average. Since 2000, the fewest three-and-outs were by St. Louis in 2001 with 18. The Patriots lowest total since 2000 was 26 in 2007.

PATRIOTS HAVE TWO PLAYERS WITH 100 TACKLE SEASONS

Jerod Mayo has 143 total tackles and Brandon Spikes has 109 total tackles. It is the fifth time in the Bill Belichick era that two players have recorded 100 tackles but the first time since 2006 when LB Tedy Bruschi (124), DL Ty Warren (117) and LB Mike Vabel (101) each went over 100 tackles.

Belichick Era Multiple 100+ Tacklers

2012

Jerod Mayo – 143
Brandon Spikes – 109

2006

Tedy Bruschi – 124
Ty Warren – 117
Mike Vabel – 101

2004

Rodney Harrison – 138
Tedy Bruschi – 128
Ted Johnson – 112

2003

Rodney Harrison – 140
Tedy Bruschi – 137
Roman Phifer – 133

2000

Lawyer Milloy – 121
Tedy Bruschi – 105

PATRIOTS SCORE 21 POINTS IN 52 SECONDS AGAINST THE JETS

With 10 minutes remaining in the second quarter at the Jets on Nov. 22, 2012, the Patriots were in front, 7-0, but the Jets were in New England territory with a chance to tie the game. Shonn Greene lost a fumble on a fourth-and-one and the Jets proceeded to allow 21 points within a 52-second span. Steve Gregory recovered the Greene fumble. On the next play, Tom Brady completed a screen pass to Shane Vereen that he took 83 yards for a touchdown. On the second play of the Jets next series, Mark Sanchez fumbled and Gregory scooped up the ball and returned the fumble 32 yards for a touchdown. On the ensuing kickoff, Devin McCourty forced a fumble that was fielded in stride by Julian Edelman, who returned it 22 yards for a touchdown.

The Patriots are one of three teams to ever score three touchdowns in under a minute since the 1970 merger.

NFL TEAMS TO SCORE THREE TDS IN UNDER 1 MINUTE

2012 New England Patriots at New York Jets (11-22-12)

2002 Seattle Seahawks vs. Minnesota Vikings (9-29-02)
1998 Atlanta Falcons vs. Carolina Panthers (10-4-98)



PATRIOTS SUSTAINING SUCCESS

PATRIOTS ARE MOST FREQUENT SUPER BOWL TEAM OVER LAST 30 YEARS

The Patriots won their seventh conference championship since the 1985 season, and have won more conference titles than any other team over the last 30 years (since 1982). Additionally, the Patriots' six conference titles over the last 25 years are two more than the next closest teams, and New England's six conference championships in the last 20 years are also more than any other team. New England also has more conference titles over the last 15 years (5) and over the last 10 years (4) than any other team. The Patriots' two conference titles in the last five years are tied with Pittsburgh and the New York Giants for the most over that span.

Most Conference Championships in Last 5 Years (2007-2011)

New England	2
Pittsburgh.....	2
N.Y. Giants	2
New Orleans.....	1
Indianapolis.....	1
Green Bay	1
Arizona.....	1

Most Conference Championships in Last 10 Years (2002-2011)

New England	4
Pittsburgh.....	3
Indianapolis.....	2
N.Y. Giants	2
9 Other Teams.....	1

*-Pending Results of 2011 NFC Championship Game

Most Conference Championships in Last 15 Years (1997-2011)

New England	5
Pittsburgh.....	3
N.Y. Giants	3
Denver	2
Green Bay	2
Indianapolis.....	2
St. Louis Rams.....	2

Most Conference Championships in Last 20 Years (1992-2011)

New England	6
Pittsburgh.....	4
Dallas.....	3
Green Bay	3
N.Y. Giants	3
Buffalo	2
Denver	2
Indianapolis.....	2
St. Louis	2

Most Conference Championships in Last 25 Years (1987-2011)

New England	6
Buffalo	4
Denver	4
Pittsburgh.....	4
N.Y. Giants	4
Dallas.....	3
Green Bay	3
San Francisco.....	3

Most Conference Championships in Last 30 Years (1982-2011)

New England	7
Denver	5
N.Y. Giants	5
Buffalo	4
Pittsburgh.....	4
San Francisco.....	4
Washington	4
Dallas.....	3
Green Bay	3

WHAT HAVE YOU DONE FOR ME LATELY?

Since the 2009 season, the Patriots have maintained their spot atop the NFL in terms of regular season winning percentage and regular season points scored. Since the beginning of the 2010 season, the Patriots have the NFL's highest winning percentage and have scored the most points in the NFL. Since 2011, the Patriots are tied for the third-best winning percentage and have scored the most points.

HIGHEST WINNING PERCENTAGE SINCE 2009

Team	W	L	T	Pct.	PF	PA
New England Patriots	45	14	0	.763	1865	1184
Green Bay Packers	43	16	0	.729	1682	1141
New Orleans Saints	42	17	0	.712	1749	1291
Atlanta Falcons	42	17	0	.712	1473	1179
Baltimore Ravens	42	17	0	.712	1409	1016
Pittsburgh Steelers	39	20	0	.661	1299	993
Houston Texans	35	23	0	.603	1486	1249
San Francisco 49ers	35	24	1	.588	1291	1011

HIGHEST WINNING PERCENTAGE SINCE 2010

Team	W	L	T	Pct.	PF	PA
New England Patriots	35	8	0	.814	1438	899
Atlanta Falcons	33	10	0	.767	1110	854
Baltimore Ravens	33	10	0	.767	1018	755
Green Bay Packers	32	11	0	.744	1221	844
Pittsburgh Steelers	30	13	0	.698	931	669
New Orleans Saints	29	14	0	.674	1239	950
San Francisco 49ers	27	15	1	.640	961	730
Chicago Bears	27	16	0	.628	964	802

HIGHEST WINNING PERCENTAGE SINCE 2011

Team	W	L	T	Pct.	PF	PA
Green Bay Packers	22	5	0	.815	833	604
San Francisco 49ers	21	5	1	.796	656	384
New England Patriots	21	6	0	.778	920	586
Baltimore Ravens	21	6	0	.778	661	485
Atlanta Falcons	20	7	0	.741	696	566
Houston Texans	20	7	0	.741	708	489
Pittsburgh Steelers	18	9	0	.667	556	437
New Orleans Saints	18	9	0	.667	855	643

MOST POINTS SCORED SINCE 2009

Team	Points
New England Patriots	1865
New Orleans Saints	1749
Green Bay Packers	1682
San Diego Chargers.....	1546
New York Giants	1495
Houston Texans	1486
Atlanta Falcons	1473
Philadelphia Eagles.....	1448

MOST POINTS SCORED SINCE 2010

Team	Points
New England Patriots	1438
New Orleans Saints	1239
Green Bay Packers	1221
Atlanta Falcons	1110
Detroit Lions	1103
Houston Texans	1098
New York Giants	1093
San Diego Chargers.....	1092

MOST POINTS SCORED SINCE 2011

Team	Points
New England Patriots	920
New Orleans Saints	855
Green Bay Packers	833
Detroit Lions	741
Houston Texans	708
New York Giants	699
Atlanta Falcons	696
Baltimore Ravens	661



INSIDE THE NUMBERS

BY THE NUMBERS

3

The Patriots have lost three games in 2012 by a total of four points. They are the first team to lose three games by two points or less in the first six games since the 1960 Dallas Texans.

3

Rookie DE Chandler Jones has forced three fumbles on sacks so far in 2012.

3

Julian Edelman returned his third career punt for a TD vs. Indianapolis and joins Troy Brown and Irving Fryar as the only Patriots with three punts returned for a touchdown.

3

Rob Ninkovich has three forced fumbles on sacks so far in 2012.

4

The number of interceptions in 2012 by rookie S Tavon Wilson, one more than the total he had during his college career at Illinois.

6

The number of sacks by rookie DE Chandler Jones in the first 11 games of the season. The Patriots rookie record for most sacks in a season is 10.5 by Garin Veris in 1985.

7

The number of strip-sack/turnovers the Patriots have in 2012 with one by Vince Wilfork and 3 each by Chandler Jones and Rob Ninkovich.

11

The number of 20-yard runs by RB Stevan Ridley. Since 2000, Corey Dillon and Antowain Smith are tied with 13 runs of 20 or more, followed by Ridley and Laurence Maroney (11).

9

The number of times that Wes Welker has reached 100 yards receiving in a single half (6 in the first half and 3 in the second).

22

The Patriots have forced a turnover in 22 straight games, dating back to 2011 and including the first 11 games of 2012. The last team to have at least one forced turnover in all 16 regular season games was the 2010 Atlanta Falcons.

32

The number of forced turnovers by the Patriots in 2012 (14 interceptions and 18 fumble recoveries), second in the NFL to Chicago (33). The Patriots' record for most forced turnovers in a season is 50 by the 1976 team. The most under the Belichick era is 41 by the 2003 team.

35

The number of first downs by the Patriots vs. Denver (10/7) to set a franchise record and make the Patriots the first team since the 1970 merger to have three straight games with 30 or more first downs.

47

Julian Edelman had a 47-yard run vs. Indianapolis, the longest run ever by a Patriots wide receiver, topping a 35-yard run by Troy Brown in 2000.

56

During the Patriots 19-game second half winning streak, the Patriots have forced opponents into 56 turnovers, while turning the ball over just five times.

108

The number of points by the Patriots in the last two games (59 and 49), the third highest total in a two-game span in NFL history.

939

The number of rushing yards through the first 11 games by Stevan Ridley, putting him on pace to finish the year with 1,366 yards and become the 12th Patriots player to reach 1,000 yards.

TOM BRADY BY THE NUMBERS

1

Tom Brady became the first player to follow a 500-yard performance with a 400-yard performance after Brady had back-to-back games with 517 yards and 423 yards to start 2011.

TOM BRADY BY THE NUMBERS (continued)

4

The number of seasons that Brady has reached 4,000 passing yards. His four 4,000-yard seasons are tied with Warren Moon and Philip Rivers for the fifth most in NFL history.

35

The number of times that Brady has thrown for at least three touchdowns with no interceptions, third in NFL history behind Peyton Manning (37) and Brett Favre (36).

41

The number of consecutive fourth-and-one conversions by Brady.

43

The number of consecutive games that Brady has thrown at least one touchdown pass, third best behind 54 by Drew Brees and 47 by Johnny Unitas.

52

The number of regular season 300-yard passing games by Tom Brady, a team record.

104

The number of times that Brady has thrown two or more touchdowns in a game. The Patriots are 88-16 when he throws for two or more touchdowns.

5,235

The number of passing yards by Brady in 2011, the second most in a season in NFL history.

THE KRAFT ERA

3

The number of Super Bowl championships the Patriots have won since Robert Kraft purchased the team in 1994. That mark is the highest total in the NFL over that span. Only Denver (2; 1997 and 1998), Pittsburgh (2; 2005 and 2008) and the NY Giants (2; 2007 and 2011) have won multiple Super Bowl titles since 1994.

6

The number of conference championships the Patriots have won since Robert Kraft purchased the team in 1994. That mark is the highest total in the NFL over that span. Pittsburgh is second with four conference titles since 1994.

11

The number of division championships won by the Patriots since Kraft purchased the team in 1994.

13

The number of playoff seasons earned by the Patriots in the 18 seasons since Robert Kraft purchased the team.

19

The number of playoff games the Patriots have won since Robert Kraft purchased the team in 1994. That mark is the highest total in the NFL over that span. Pittsburgh ranks second with 17 playoff wins over that span.

29

The number of playoff games the Patriots have appeared in since 1994, the most in the NFL. Pittsburgh has the second most with 27.

200

The number of consecutive home games that have been sold out, including playoff and postseason games dating back to the 1994 season opener.

THE BELICHICK ERA

4

Bill Belichick is one of just four coaches to win three championships since the Super Bowl era began. Belichick joins three members of the Pro Football Hall of Fame in the exclusive club (Chuck Noll 4, Joe Gibbs 3 and Bill Walsh 3). Belichick is the only coach to win three Super Bowls in the post-1993 salary cap era and the only one to ever win three in four years.

200

Bill Belichick has 200 career victories as a head coach, including playoff games for 8th place all-time.



BILL BELICHICK NEWS & NOTES

THE HEAD COACH

18th season as head coach • 38th NFL season

Overall Record: 200-107 (.651)

Regular Season: 183-100 (.647)

Postseason: 17-7 (.708)

With Patriots overall: 163-62 (.724)

Super Bowl Titles: 5 (86, 90, 01, 03, 04)

Conf. Titles: 8 (86, 90, 96, 01, 03, 04, 07, 11)

Division Titles: 16 (75, 78, 86, 89, 90, 96, 98, 01, 03, 04, 05, 06, 07, 09, 10, 11)



Bill Belichick is the only head coach in NFL history to win three Super Bowl titles in a four-year span. He has won more regular season games (123) and more games overall (136) during a 10-year stretch (2002-2011) than any other coach in NFL History. In the 2007 season, Belichick led the Patriots to the fourth undefeated and untied regular season and the first since the NFL established a 16-game schedule in 1978.

BELICHICK LEADS TEAM TO 11TH STRAIGHT WINNING RECORD

Bill Belichick has led the Patriots to a winning record for 11 consecutive seasons (2001-2011). The only other NFL coach to have at least 10 consecutive winning seasons with one team since the 1970 merger was Tom Landry, who led the Dallas Cowboys to 16 consecutive winning seasons (1970-1985).

BELICHICK BECOMES FIRST COACH WITH NINE STRAIGHT SEASONS OF 10 WINS

Bill Belichick is the first coach in NFL history with nine straight seasons with at least 10 victories after guiding the Patriots to nine 10-plus seasons from 2003 through 2011.

BELICHICK FIRST IN NFL HISTORY WITH 13-PLUS WINS IN FIVE DIFFERENT SEASONS

Bill Belichick is the first head coach in NFL history with 13 or more wins in five different seasons.

2003	14-2
2004	14-2
2007	16-0
2010	14-2
2011	13-3

BELICHICK REACHES 200 WINS

Bill Belichick reached his 200th career win in the Patriots' 49-19 win at the Jets (11/22/12) to become the eighth NFL coach with 200 career victories.

MOST WINS NFL COACHES

Head Coach	Team(s)	Games to Reach 200	Record
1. Don Shula	BAL, MIA	286	347-173-6
2. George Halas	Chicago	287	324-151-31
3. Tom Landry	Dallas	325	270-178-6
4. Curly Lambeau	GB, Cards, WAS	300	229-134-22
5. Chuck Noll	Pittsburgh	347	209-156-1
6. M. Schottenheimer	CLE, KC, WAS, SD	339	205-139-1
7. Dan Reeves	DEN, NYG, ATL	373	201-174-2
8. Bill Belichick	CLE, NE	307	200-107-0
9. Chuck Knox	LAR, BUF, SEA		193-158-1
10. Bill Parcells	NYG, NE, NYJ, DAL		183-138-1
11. Mike Holmgren	GB, SEA		174-122-0
12. Joe Gibbs	Washington		171-101-0
13. Paul Brown	CLE, CIN		170-108-6

ELITE COMPANY

Bill Belichick is one of nine NFL head coaches to win three or more championships since the league began postseason play in 1933, but the only one to win three in four years. Belichick joined an exclusive club in which each of the eight other members has been enshrined in the Pro Football Hall of Fame.

HEAD COACHES WITH THREE OR MORE NFL TITLES (Listed alphabetically)

Head Coach	Championship Team(s)
Bill Belichick	Patriots (SB XXXVI, XXXVIII, XXXIX)
Paul Brown	Cleveland Browns (1950, 54, 55)
Weeb Ewbank	Baltimore Colts, New York Jets (1958, 59 SB III)
Joe Gibbs	Washington Redskins (SB XVII, XXII, XXVI)
George Halas	Chicago Bears (1921, 33, 40, 41, 46, 63)
Curly Lambeau	Green Bay Packers (1929, 30, 31, 36, 39, 44)
Vince Lombardi	Green Bay Packers (1961, 62, 65, SB I, II)
Chuck Noll	Pittsburgh Steelers (Super Bowl IX, X, XIII, XIV)
Bill Walsh	San Francisco 49ers (Super Bowl XVI, XIX, XXIII)

BELICHICK'S PATRIOTS RENAISSANCE

Once Head Coach Bill Belichick implemented his coaching design on the Patriots, his approach has given him the best record of any NFL head coach who has coached over 40 games since 2001 (including the postseason).

NFL COACHES' RECORDS SINCE 2001

Coach	Team	W	L	T	Pct.
Bill Belichick	NE	158	51	0	.756
Tony Dungy	TB/IND	101	41	0	.711
John Harbaugh	BAL	58	26	0	.690
Mike Smith	ATL	53	25	0	.679
Mike Tomlin	PIT	66	33	0	.667

AMONG THE GREATS

Bill Belichick has recorded 200 career wins, which ranks 8th all-time in NFL history. Belichick owns a career winning percentage of .651, which is third all-time, behind George Halas (.682) and Don Shula (.667).

TOP WINNING PERCENTAGE AMONG HEAD COACHES WITH AT LEAST 160 WINS (INCL. POSTSEASON)

Head Coach	Team(s)	Years	W	L	T	Pct.
George Halas	CHI	1920-29, 33-41, 46-55, 58-67	324	151	31	.682
Don Shula	BAL/MIA	1963-95	347	173	6	.667
Bill Belichick	CLE/NE	1991-95, 00-12	200	107	0	.651
Curly Lambeau	GB/CHI/WAS	1921-53	229	134	22	.630

NOTE: Winning percentage calculated using current NFL rules, counting a tie as a half-win, half-loss.

SUPER SUCCESS

Bill Belichick is one of just four head coaches to win three Super Bowl championships. Belichick is the only coach to win three Super Bowls in the post-1993 salary cap era.

MOST SUPER BOWL VICTORIES

Head Coach	Team	Titles	Seasons
Chuck Noll	PIT	4	1974, 1975, 1978, 1979
Bill Belichick	NE	3	2001, 2003, 2004
Joe Gibbs	WAS	3	1982, 1987, 1991
Bill Walsh	SF	3	1981, 1984, 1988

NOTE: Sorted by most recent championship. Super Bowls have determined NFL champion since 1966.

PLAYOFF SUCCESS

MOST PLAYOFF WINS BY AN NFL HEAD COACH

Coach	Team(s)	Wins
Tom LandryDallas Cowboys	20
Don ShulaBaltimore Colts, Miami Dolphins	19
Bill BelichickCleveland Browns, New England Patriots	17
Joe GibbsWashington Redskins	17
Chuck NollPittsburgh Steelers	16

POSTSEASON PROWESS

BEST POSTSEASON RECORDS IN NFL HISTORY

(minimum of 10 games)

Head Coach	Team(s)	W	L	Pct.
Vince Lombardi	GB/WAS	9	1	.900
Tom Flores	Oakland	8	3	.727
Bill Walsh	San Francisco	10	4	.714
Bill Belichick	CLE/NE	17	7	.708
Joe Gibbs	Washington	17	7	.708

BELICHICK IS GOOD IN DECEMBER

Bill Belichick is 43-7 (.860) in December with New England, the best record in December among head coaches with one team in NFL history (min. 25 games). George Seifert is second (27-6, .818).

BELICHICK NAMED COACH OF THE YEAR 3 TIMES

The Associated Press named Bill Belichick the NFL's Coach of the Year for 2010. It was the third time that Belichick earned the honor. He was also named Coach of the Year following the 2003 and 2007 seasons. Belichick joins Don Shula (4-time winner) and Chuck Knox as the only three-time winners.

BELICHICK FIRST WITH 14 WINS IN FOUR SEASONS

Bill Belichick guided the Patriots to an NFL-best 14-2 record in 2010. Belichick is the first head coach ever to win at least 14 regular-season games in four separate seasons. Only four other coaches — San Francisco's George Seifert (3), Washington's Joe Gibbs (2), Chicago's Mike Ditka (2) and Miami's Don Shula (2) — have more than one 14-win season.



TOM BRADY NEWS & NOTES

RECORDING SUCCESS

Tom Brady has quarterbacked the Patriots to victories in 132 of his 170 career regular-season starts, compiling a .776 winning percentage and giving him the best record of any quarterback in the Super Bowl era (since 1966). Brady reached 125 career wins in the fewest starts among quarterbacks in NFL history.



TOP WINNING PERCENTAGES IN SUPER BOWL ERA (Since 1966, Minimum 50 Starts, Regular Season Only)

Player	Team(s)	Years	W	L	T	Pct.
Tom Brady	NE	2000-12	132	38	0	.776
Roger Staubach	DAL	1969-79	85	29	0	.746
Joe Montana	SF/KC	1979-94	117	47	0	.713

ACTIVE QUARTERBACKS WINNING PERCENTAGE

Minimum 32 Starts (two full seasons), Regular Season Only

Quarterback	Team(s)	W	L	T	Pct.
Tom Brady	NE	132	38	0	.776
Matt Ryan	ATL	53	20	0	.726
Joe Flacco	BAL	53	22	0	.707
Ben Roethlisberger	PIT	86	36	0	.705
Peyton Manning	IND/DEN	149	70	0	.680
Aaron Rodgers	GB	48	25	0	.658
Philip Rivers	SD	67	40	0	.626

MOST CAREER WINS AS A STARTER

(Regular season only) Bold indicates active players

Rk	Name	W	L	T	Pct.
1.	Brett Favre	186	112	0	.624
2.	Peyton Manning	149	70	0	.680
3.	John Elway	148	82	1	.643
4.	Dan Marino	147	93	0	.613
5.	Tom Brady	132	38	0	.776
6.	Fran Tarkenton	124	109	6	.531
7.	Johnny Unitas	119	64	4	.647
8.	Joe Montana	117	47	0	.713
9.	Terry Bradshaw	107	51	0	.677
10.	Warren Moon	102	101	0	.510

BRADY IS ONE OF FIVE TO AVERAGE AT LEAST 250 YARDS PER GAME

Brady is one of five NFL quarterbacks to average 250 or more yards per game.

NFL RECORD FOR MOST PASSING YARDS PER GAME

Player	Team	Yards/Game
Drew Brees	SD/NO	267.1
Peyton Manning	IND/DEN	265.2
Kurt Warner	STL/ARI	260.8
Dan Marino	Miami	253.6
Tom Brady	Patriots	251.6

BRADY REACHES 5,000 YARDS IN 2011

Brady set a franchise record with 5,235 passing yards in 2011 and joined Drew Brees (5,476 in 2011 and 5,069 in 2008), Dan Marino (5,084 in 1984) and Matthew Stafford (5,038 in 2011) as the only players in NFL history to reach 5,000 passing yards in a single season. Brady is on pace for 4,799 yards this season after averaging 299.9 yards per game so far in 2012.

Most Passing Yards in a season

5,476	Drew Brees, New Orleans in 2011
5,235	Tom Brady, Patriots in 2011
5,084	Dan Marino, Miami in 1984
5,069	Drew Brees, New Orleans in 2008
5,038	Matthew Stafford, Detroit in 2011

NFL RECORD FOR MOST PASSING YARDS PER GAME/SEASON

Player	Team	Year	Yards/Game
Drew Brees	New Orleans	2011	342.3
Tom Brady	Patriots	2011	327.2

BRADY CLOSE TO 300 YARDS PER GAME IN 2012

Brady is close to averaging 300 yards per game so far in 2012 with an average of 299.9. Brady (300.4 in 2007 and 327.2 in 2011) can become the first NFL player to have three seasons of 300 more yards per game. Brees has averaged 300 yards per game two seasons as well and is averaging 300 yards per game in 2012.

BRADY TIED WITH BREES AND FOUTS WITH TWO SEASONS AVERAGING 300 YARDS PER GAME

NFL RECORD FOR MOST SEASONS AVERAGING 300 OR MORE YARDS PER GAME

2 Tom Brady (2011, 2007)

2 Drew Brees (2011, 2008)

2 Dan Fouts (1982, 1981)

BRADY REACHES 3,000 PASSING YARDS FOR 10TH TIME

Brady (3,299) went over 3,000 passing yards on the season for the 10th time in his career. Brady entered the Jets game (11/22) needing 24 yards to reach 3,000 yards and reached 3,000 yards on a 28-yard pass to TE Aaron Hernandez in the first quarter. He is one of six NFL players with at least 10 3,000-yard seasons.

NFL RECORD FOR MOST 3,000-YARD SEASONS

18 Brett Favre

14 Peyton Manning

13 Dan Marino

12 John Elway

10 Tom Brady

10 Drew Brees

BRADY BECOMES SECOND PLAYER WITH TWO OR MORE SEASONS OF 39-PLUS TDS

Brady finished the 2011 season with 39 touchdown passes, marking the second highest total of his career, trailing the NFL-record of 50 he had in 2007. Brady joins Dan Marino as the only players in NFL history with at least two different seasons with 39 or more touchdown passes. He is on pace for 35 touchdowns in 2012.

The Players with the Most Touchdown Passes in a single season in NFL history

Player	Team	Season	TDS
Tom Brady	Patriots	2007	50
Peyton Manning	Indianapolis	2004	49
Dan Marino	Miami	1984	48
Drew Brees	New Orleans	2011	46
Aaron Rodgers	Green Bay	2011	45
Dan Marino	Miami	1986	44
Matthew Stafford	Detroit	2011	41
Kurt Warner	St. Louis	1999	41
Tom Brady	Patriots	2011	39
Daunte Culpepper	Minnesota	2004	39
Brett Favre	Green Bay	1996	39

BRADY TIED NFL MARK WITH 13 STRAIGHT GAMES WITH TWO OR MORE TOUCHDOWNS

Brady threw for one touchdown against the Jets (10/9/11), snapping his streak of 13 straight games with two or more touchdown passes. Brady's streak of 13 straight games with two or more touchdowns is tied with Peyton Manning's 2004 total and Aaron Rodgers' 2011 total for the longest such streak in NFL history.

BRADY HAS 17 CAREER 4-TD GAMES TO TIE JOHNNY UNITAS

Brady has thrown four or more touchdowns in a game 17 times with 13 four-touchdown games, two five-touchdown games and two six-touchdown games.

Most Games with 4+ Touchdown Passes

PLAYER	4+ TD Games
1. Brett Favre	23
2. Peyton Manning	22
3. Dan Marino	21
4. Drew Brees	18
5. Tom Brady	17
5. Johnny Unitas	17



TOM BRADY NEWS & NOTES

CONSECUTIVE GAMES WITH AT LEAST ONE TOUCHDOWN PASS CONTINUES FOR BRADY

Brady has now thrown at least one touchdown pass in 43 straight regular season games to extend a team mark. Brady's 43 straight games are third all-time, behind Drew Brees (54-current) and Johnny Unitas (47).

Most Consecutive Games, Touchdown Passes

Player	Games
Drew Brees (2009-current)	54
Johnny Unitas (1956-60)	47
Tom Brady (2010-current)	43
Brett Favre (2002-04)	36
Dan Marino (1985-87)	30

BRADY IS PATRIOTS ALL-TIME LEADING PASSER

PATRIOTS ALL-TIME LEADING PASSERS

Player	YEARS	ATT	COMP	YARDS
Tom Brady	2000-12	5,742	3,671	43,278
Drew Bledsoe	1993-01	4,518	2,544	29,657
Steve Grogan	1975-90	3,593	1,879	26,886

MOST CAREER TOUCHDOWN PASSES

MOST TOUCHDOWNS CAREER

(regular season only) Bold indicates active players

Rank	Name	Touchdowns
1.	Brett Favre	508
2.	Peyton Manning	425
3.	Dan Marino	420
4.	Fran Tarkenton	342
5.	Tom Brady	324
6.	Drew Brees	312
7.	John Elway	300
8.	Warren Moon	291
9.	Johnny Unitas	290
10.	Vinny Testaverde	275

BRADY GOES OVER 300 YARDS FOR THE 52nd TIME IN HIS CAREER

Brady had his 52nd NFL game with 300 or more yards passing at the Jets (11/22/12) and ranks third among active NFL quarterbacks, behind NFL-leader Peyton Manning (69) and Drew Brees (62). The Patriots are 43-9 when Brady throws for 300 or more yards.

NFL QUARTERBACK 300-YARD GAMES (*ACTIVE)

Player	300-Yard Games
Peyton Manning*	69
Dan Marino	63
Brett Favre	62
Drew Brees*	62
Tom Brady*	52
Kurt Warner	52
Dan Fouts	51
Warren Moon	49
Joe Montana	39

Brady had a career-best 11 300-yard games in the 2011 season, which is the second most 300-yard games in a single season. The NFL record for most 300-yard games in a season was set by Drew Brees in 2011 with 13 300-yard games.

TOM BRADY'S RECORD AS A STARTER

	Reg. Season	Playoffs	Total
Overall:	132-38	16-6	148-44
Home:.....	73-12	10-2	83-14
Road:.....	59-26	6-4*	65-30*
By Yardage Total			
Less than 200:.....	29-13	3-1	32-14
200-299:.....	60-16	10-4	70-20
300 or more:.....	43-9	3-1	46-10
Other Records			
On Artificial Turf:.....	71-10	6-4	77-14
Temp. Below 40:.....	28-3	10-2	38-5
Thanksgiving or later:.....	50-9	16-6	66-15
Leading at Halftime:.....	102-11	11-3	113-14
Leading after 3 Qtrs:.....	109-8	10-3	119-11
Overtime:.....	8-1	1-0	9-1
Passer rating >100.0:.....	77-5	7-0	84-5

*Includes five Super Bowls at neutral sites

BRADY SET NFL RECORD FOR LONGEST HOME WINNING STREAK

Tom Brady set an NFL record for most consecutive home wins as a starting quarterback with his 26th straight win in a regular-season home start following the 45-3 win against the Jets (12/06/10) and extended his streak to 31 before it ended with a 24-20 loss against the New York Giants (11/6/11).

MOST CONSECUTIVE REGULAR-SEASON HOME GAMES WON AS A

STARTING QUARTERBACK:

Player	Team	Years	Streak
Tom Brady	NE	2006-11	31
Brett Favre	GB	1995-98	25
John Elway	DEN	1996-98	22
Bob Griese	MIA	1971-74	20
Randall Cunningham	PHI	1990-94	20

TOP QB HOME STARTING RECORDS (MIN. 50 STARTS) SINCE 1970 MERGER (includes postseason)

Player	Team(s)	W	L	T	Pct.
Tom Brady	NE	83	14	0	.856
Terry Bradshaw	PIT	75	14	0	.843
John Elway	DEN	104	25	0	.806

BRADY REACHES 30 TDS FOR THIRD TIME

Tom Brady (39) reached 30 touchdown passes in 2011. Brady now has three 30-touchdown seasons after throwing for an NFL-leading 36 in 2010 and an NFL-record 50 in 2007. He is one of just 13 NFL players since the 1970 merger to have at least two 30 touchdown seasons. The only other Patriots quarterback to have a 30-touchdown season was Vito "Babe" Parilli in 1964 when he led the AFL with 31.

BRADY AT 30 TOUCHDOWNS....AGAIN

Brady is the second NFL player to have at least 35 touchdowns in three different seasons.

QBs with the most 35+ passing touchdowns in NFL history

Player	35+TD Pass Seasons
Tom Brady	3 (50 in 2007, 36 in 2010 and 39 in 2011)
Brett Favre	3

Brady finished 2011 with 39 touchdowns. He became the sixth quarterback in NFL history to have 30 or more touchdown passes in at least three seasons.

MOST SEASONS WITH 30-PLUS TOUCHDOWN PASSES

Brett Favre	9
Peyton Manning	6
Drew Brees	5
Dan Marino	4
Tom Brady	3
Kurt Warner	3

BRADY ON PACE FOR THIRD STRAIGHT SEASON WITH 30 TOUCHDOWNS

Tom Brady has 24 touchdown passes this season and is on pace for 35. If he reaches 30 touchdowns in 2012 it will be his third straight season with 30 touchdowns after finishing with 39 in 2011 and 36 in 2010. He can become the third quarterback in NFL history with at least three or more consecutive seasons with 30 or more touchdowns.

THREE OR MORE STRAIGHT 30 TOUCHDOWN SEASONS

Brett Favre	5 (1994-98)
Drew Brees	5 (2008-present)
Dan Marino	3 (1984-86)
Tom Brady	2 (2011-2012)

BRADY HAS LOW INTERCEPTION PCT. IN 2012

Brady has thrown just three interceptions in 421 pass attempts for a 0.71 interception percentage. That mark would be the third best in NFL history.

NFL Interception Percentage

Rank	Player	Int. Pct.
1	Damon Huard (KC) 2006 (244-1)	0.41
2	Joe Ferguson (BUF) 1976 (151-1)	0.66
*3.	Tom Brady (NE) 2012 (421-3)	0.71
4.	Tom Brady (NE) 2010 (492-4)	0.81
5.	Steve DeBerg (KC) 1990 (444-4)	0.90

*After 11 games in 2012



TOM BRADY NEWS & NOTES

BRADY'S COMEBACKS

Brady has engineered 35 career game-winning performances to lead his team to a victory from a fourth-quarter deficit or tie.

Time Remaining Passing Statistics^									
Date	Opp.	Score	in Reg.	Att	Cmp	Yds	TD	Int	Final
10/21/12	NYJ	23-26	1:37	9	13	95	0	0	(ot) 29-26
01/22/12	BAL*	16-20	15:00	6	3	20	0	1	23-20
12/24/11	MIA	17-17	15:00	11	8	120	0	0	27-24
10/16/11	DAL	13-16	5:13	9	11	87	1	0	20-16
12/19/10	GB	21-27	13:49	6	5	82	1	0	31-27
10/17/10	BAL	10-20	14:53	24	16	156	1	1	(ot) 23-20
09/14/09	BUF	13-24	5:32	13	11	112	2	0	25-24
12/29/07 at	NYG	23-28	15:00	12	8	130	1	0	38-35
12/03/07 at	BAL	17-24	14:25	17	7	113	1	0	27-24
11/25/07	PHI	24-28	15:00	16	11	109	0	0	31-28
11/04/07 at	IND	10-20	9:42	10	8	144	2	0	24-20
01/14/07 at	SD*	13-21	8:35	14	9	122	1	1	24-21
12/03/06	DET	13-21	13:07	15	14	101	0	0	28-21
11/26/06	CHI	10-10	14:46	7	6	98	1	0	17-13
11/13/05 at	MIA	15-16	2:53	2	2	76	1	0	23-16
10/30/05	BUF	7-16	10:07	4	4	69	0	0	21-16
10/09/05 at	ATL	28-28	3:52	2	2	17	0	0	31-28
09/25/05 at	PIT	10-13	14:19	12	12	167	0	0	23-20
02/06/05	PHI**	14-14	15:00	4	2	33	0	0	24-21
10/03/04 at	BUF	17-17	15:00	4	2	8	1	0	31-17
02/01/04	CAR**	29-29	1:08	5	4	47	0	0	32-29
01/10/04	TEN*	14-14	15:00	11	6	27	0	0	17-14
11/30/03 at	IND	31-31	10:21	6	3	31	1	0	38-34
11/23/03 at	HST	13-20	3:11	14	10	133	1	0	(ot) 23-20
11/03/03 at	DEN	23-26	2:51	4	5	58	1	0	30-26
10/19/03 at	MIA	13-13	15:00	10	7	147	1	0	(ot) 19-13
10/05/03	TEN	24-27	4:40	1	1	15	0	0	38-30
12/29/02	MIA	13-24	4:59	13	8	69	1	0	(ot) 27-24
11/10/02 at	CHI	19-30	5:16	14	9	116	2	0	33-30
09/22/02	KC	38-38	0:00	5	4	46	0	0	(ot) 41-38
02/03/02	STL**	17-17	1:21	8	5	53	0	0	20-17
01/19/02	OAK*	3-13	15:00	27	20	138	0	0	(ot) 16-13
12/16/01 at	BUF	6-9	5:57	13	9	116	0	0	(ot) 12-9
12/02/01 at	NYJ	14-16	15:00	7	6	56	0	0	17-16
10/14/01	SD	16-26	8:48	18	13	130	1	0	(ot) 29-26

^Statistics are from the time noted until the end of the game. * Divisional Playoffs ** Super Bowl

BRADY HAD THREE STRAIGHT GAMES WITH 30 COMPLETIONS IN 2011

Brady tied an NFL record with three straight games with 30 completions after completing 32 at Miami (9/12), 31 vs. San Diego (9/18) and 30 at Buffalo (9/25). He shares the record with Drew Brees (2011), Steve Young (1995), Rich Gannon (2002), Kurt Warner (2008) and Peyton Manning (2010). The most 30 completion games Brady has had in a season is five in 2007.

BRADY IN THE POSTSEASON

NFL ALL-TIME LEADERS / PLAYOFF VICTORIES AS STARTING QUARTERBACK

Player	Team(s)	Playoff Wins
Tom Brady	New England	16
Joe Montana	S.F./K.C.	16
Terry Bradshaw	Pittsburgh	14
John Elway	Denver	14
Brett Favre	Green Bay/Minnesota	12
Troy Aikman	Dallas	11
Roger Staubach	Dallas	11

QBs WITH 3 OR MORE SUPER BOWL VICTORIES

Quarterback	Team	Wins
Terry Bradshaw	PIT	4
Joe Montana	SF	4
Troy Aikman	DAL	3
Tom Brady	NE	3

PLAYERS WITH MULTIPLE SUPER BOWL MVP AWARDS

Player	Team	MVPs
Joe Montana	SF	3
Terry Bradshaw	PIT	2
Tom Brady	NE	2
Bart Starr	GB	2
Eli Manning	NYG	2

BRADY SETS FRANCHISE RECORD WITH 517 PASSING YARDS

Brady set a franchise record with 517 passing yards in the 2011 season-opener at Miami (9/12). The previous high was 426 yards by Drew Bledsoe vs. Minnesota on Nov. 13, 1994. Brady's previous best was 410 passing yards vs. Kansas City on Sept. 22, 2002. Brady is one of 14 NFL quarterbacks to throw for 500 yards or more. His 517 yards are the seventh highest in NFL history.

PLAYER	TEAM	500 YARD GAME
Norm Van Brocklin	LA Rams	554 yards in 1951
Matt Schaub	Houston	527 yards in 2012
Warren Moon	Houston Oilers	527 yards in 1990
Boomer Esiason	Arizona	522 yards in 1996
Dan Marino	Miami	521 yards in 1988
Matthew Stafford	Detroit	520 yards in 2011

Tom Brady Patriots 517 yards in 2011

BRADY HAD 423 YARDS AS A FOLLOW-UP TO HIS 517 YARD PERFORMANCE IN MIAMI IN 2011

In the 2011 season opener in Miami (9/12), Brady threw for 517 yards. In Week 2 against San Diego (9/18), Brady became the first 500-yard passer to follow up his 500-yard performance by throwing for 400 or more yards. Before Brady's performance against the Chargers, only Drew Brees (2006) had followed-up a 500-yard game with 300 or more passing yards.

WINNINGEST COACH/QB TANDEM

Bill Belichick and Tom Brady have the best winning percentage among a head coach/starting quarterback tandem since the 1970 merger. The tandem's 132 wins are the most wins by any coach-QB tandem since the 1970 AFL-NFL merger.

WINNINGEST COACH/QB TANDEMS SINCE 1970

(Regular Season Only – by winning percentage)

Quarterback/Head Coach	Team	W	L	T	Pct.
Tom Brady/Bill Belichick	NE	132	38	0	.776
Ken Stabler/John Madden	OAK	60	19	1	.756
Jim McMahon/Mike Ditka	CHI	46	15	0	.754
Peyton Manning/Tony Dungy	IND	73	24	0	.753

WINNINGEST COACH/QB TANDEM (CONTINUED)

WINNINGEST COACH/QB TANDEMS SINCE 1970

(Regular Season Only – by victories)

Quarterback/Head Coach	Team	W	L	T	Pct.
Tom Brady/Bill Belichick	NE	132	38	0	.776
Dan Marino/Don Shula	MIA	116	68	0	.630
Terry Bradshaw/Chuck Noll	PIT	107	51	0	.601

TOM BRADY EARNS 22nd AFC PLAYER OF THE WEEK HONOR; TIED FOR MOST IN NFL HISTORY

Tom Brady was named AFC Offensive Player of the Week by the National Football League for his performance in the Patriots' 45-7 victory over St. Louis (10/28/12). It is the 22nd time in his career, and second of the 2012 season, that Brady has received the AFC Offensive Player of the Week honor. He also earned the award following the Patriots' 52-28 win at Buffalo (9/30/12). Brady is tied with Peyton Manning for the most Player of the Week awards earned by a player since the accolade was instituted in 1984.

THE PLAYERS WITH THE MOST CAREER PLAYER OF THE WEEK AWARDS

Player	Career	Team	POW Awards
Tom Brady	2000-present	Patriots	22
Peyton Manning	1998-present	Colts/Broncos	22
Dan Marino	1983-1999	Dolphins	18
Brett Favre	1991-2010	Packers, Jets, Vikings	16
John Elway	1983-1998	Broncos	15

BRADY SETS NFL RECORD FOR MOST PASS ATTEMPTS WITHOUT AN INTERCEPTION

Tom Brady extended his streak to 358 consecutive regular season pass attempts without an interception before throwing his first interception since Oct. 17, 2010 in the 2011 opener at Miami (9/12). Brady eclipsed Bernie Kosar's record of 308 pass attempts on Dec. 26, 2010 at Buffalo. He enters this week with a streak of 189 without an interception.



TOM BRADY NEWS & NOTES

BRADY SETS NFL RECORD FOR MOST PASS ATTEMPTS WITHOUT AN INTERCEPTION (continued)

MOST CONSECUTIVE PASS ATTEMPTS WITHOUT AN INTERCEPTION

358	Tom Brady (Patriots)	2010-11
308	Bernie Kosar (Cleveland)	1990-91
294	Bart Starr (Green Bay)	1964-65
279	Jeff George (IND/ATL)	1993-94
277	Rich Gannon (Oakland)	2001
271	Jason Campbell (Washington)	2007-08

BRADY IS THIRD FOR MOST GAMES WITH 3 TDS AND NO INTERCEPTIONS

Player	Most Games with 3+ TD Passes and 0 Int.
Peyton Manning	37
Brett Favre	36
Tom Brady	35
Drew Brees	25
Dan Marino	18
Fran Tarkenton	18

BRADY SETS NFL RECORD WITH AT LEAST TWO TOUCHDOWNS AND NO INTERCEPTIONS

Tom Brady set an NFL record by throwing at least two touchdowns without an interception in each of the final nine games of the 2010 season. Brady passed Don Meredith's previous record of six straight games with two or more touchdowns and no interceptions (1965-66).

BRADY REACHEAD 3,000 YARDS IN 2011 IN JUST NINE GAMES

Brady entered the Jets game on Nov. 13, 2011 with 2,703 yards and added 329 to set the NFL record for most yards through a team's first nine games with 3,032 yards. Brady joins Drew Brees (2011) as the only players to reach 3,000 yards passing in the first nine games of a season.

Most passing yards through a team's first nine games of a season

Player	Team	Year	Passing Yards
Tom Brady	Patriots	2011	3,032
Drew Brees	Saints	2011	3,004
Phillip Rivers	Chargers	2010	2,944
Rich Gannon	Raiders	2002	2,898
Dan Fouts	Chargers	1982	2,883
Peyton Manning	Colts	2009	2,872

BRADY THREW AT LEAST ONE TOUCHDOWN PASS IN ALL 16 GAMES IN 2011 FOR THE SECOND STRAIGHT SEASON

Brady had at least one touchdown pass in all 16 games of the 2011 season. Since the NFL went to a 16-game season in 1978, only seven quarterbacks have thrown for at least one touchdown in each game. Tom Brady and Drew Brees are the first to do so in two straight seasons (2010, 2011).

QBS WITH A LEAST ONE TD PASS IN ALL 16 GAMES IN A SEASON

Tom Brady (New England)	2010, 2011
Drew Brees (New Orleans)	2010, 2011
Daunte Culpepper (Minnesota)	2004
Brett Favre (Green Bay)	2003
Kurt Warner (St. Louis)	1999
Dan Marino (Miami)	1984, 1986
Dave Kreig (Seattle)	1984

*16-game schedule was instituted in 1978

CLASS OF 2000

Tom Brady was the seventh quarterback selected in the 2000 NFL Draft. The Patriots selected him in the sixth round with the 199th overall pick.

Quarterbacks taken in the 2000 NFL Draft

Rd	Pick	Player	Taken By
1	18	Chad Pennington	NY Jets
3	65	Giovanni Carmazzi	San Francisco
3	75	Chris Redman	Baltimore
5	163	Tee Martin	Pittsburgh
6	168	Marc Bulger	New Orleans
6	183	Spergon Wynn	Cleveland
6	199	Tom Brady	New England

BRADY REACHED 4,000 YARDS IN 2011

Brady reached 4,000 yards passing for the fourth time in his career in 2011. Brady had 4,110 yards in 2005, 4,806 in 2007, 4,398 in 2009 and 5,235 in 2011. Brady (2,976) is on pace to finish the season with 4,762 passing yards. If Brady tops 4,000 passing yards in 2012 it will be his fifth career season with more than 4,000 yards, joining Dan Marino (6), Drew Brees (6), Brett Favre (6) and Peyton Manning (11) as the only players to have at least five seasons with 4,000 passing yards.

All-time 4,000-yard passing seasons

11	Peyton Manning
6	Dan Marino
6	Drew Brees
6	Brett Favre
4	Tom Brady
4	Warren Moon
4	Philip Rivers

BRADY TIES NFL RECORD FOR MOST GAMES WITH 300 YARDS, 4 TDS AND 0 INTERCEPTIONS

Tom Brady had his ninth NFL game with 300 yards, four touchdowns and no interceptions against St. Louis (10/28/12) to tie the NFL record with Drew Brees.

BRADY HAD 14 GAMES IN 2011 WITH 2 OR MORE TOUCHDOWNS

Brady had 14 games in 2011 with two or more touchdowns, tying his franchise record for most games with two or more touchdowns in a season. Brady had 14 such games in 2007. The NFL record for most games with two or more touchdown passes in a season is 15 by Dan Marino in 1984. Brady has eight games in 2012 with two or more touchdowns.

BRADY IS TIED FOR SECOND BEST QB RATING IN NFL HISTORY

Quarterback	Years	Team(s)	Rating
Aaron Rodgers	2005-2012	Green Bay	104.6
Tom Brady	1998-2012	Patriots	96.8
Steve Young	1985-99	TB/SF	96.8
Tony Romo	2004-2012	Dallas	95.5

BRADY IS ONE OF SEVEN TO THROW FOR CONSECUTIVE 400 YARD GAMES

Brady is one of just seven NFL quarterbacks to have back-to-back games with 400 or more passing yards.

NFL RECORD FOR MOST CONSECUTIVE GAMES WITH 400 OR MORE YARDS PASSING

2 Tom Brady, 2011

- 2 Cam Newton, Carolina, 2011
- 2 Matt Cassel, New England, 2008
- 2 Billy Volek, Tennessee, 2004
- 2 Phil Simms, N.Y. Giants, 1985
- 2 Dan Marino, Miami, 1984
- 2 Dan Fouts, San Diego, 1982

BRADY BECOMES THE 14TH PLAYER IN NFL HISTORY WITH 40,000 CAREER YARDS

Tom Brady (43,278 passing yards) entered the game at Tennessee (9/9/12) needing 21 yards to become the 14th player in NFL history with 40,000 career passing yards and reached the feat on a 28-yard pass to TE Rob Gronkowski in the first quarter.

BRADY MOVES INTO THE TOP 10 FOR MOST PASS COMPLETIONS

Tom Brady (3,671 completions) moved past Kerry Collins (3,487) into 10th place on the NFL's all-time list for pass completions on an 11-yard pass to RB Brandon Bolden in the third quarter at Buffalo (9/30/12). Brady entered the game needing 12 completions. Fran Tarkenton is in ninth place with 3,686 career completions.



PATRIOTS OFFENSIVE NOTES

BRADY MOVES PAST DAN FOUTS INTO 10TH PLACE ON THE PASSING YARDS LIST

Brady (43,278) moved past Dan Fouts (43,040) into 10th place on the NFL's all-time passing list. He entered the Jet game (11/22) needing 86 yards to pass Fouts and did so on an 83-yard touchdown pass to RB Shane Vereen. Drew Brees is in ninth place with 44,075 passing yards.

BRADY HAD 11 STRAIGHT STARTS WITHOUT AN INTERCEPTION

Brady finished the 2010 season with 11 straight starts without an interception. That is the most consecutive starts without an interception in the NFL since the 1970 merger. The previous best was nine straight starts by Jason Campbell (2007-08) and Bernie Kosar (1991).

BRADY HAS LED THE PATRIOTS TO FIVE 50-POINT GAMES AND TWO IN 2012

Brady and the Patriots knocked off Indianapolis 59-24 on Nov. 18. The game marked the fifth time that New England scored at least 50 points in a game started by Brady, the second-most 50-point games by a starting QB in NFL history (Pro Football Hall of Famer Len Dawson, six.)

Date	Opponent	Score
10/28/07	vs. Washington	52-7
11/18/07	at Buffalo	56-10
10/18/09	vs. Tennessee	59-0
9/30/12	at Buffalo	52-28
11/18/12	vs. Indianapolis	59-24

ROOKIE BOLDEN HAS FIRST 100-YARD DAY AND FINISHES WITH AN 8.6-YARD AVERAGE

Rookie RB Brandon Bolden finished with 16 carries for 137 yards and an 8.6-yard average at Buffalo (9/30) with runs of 20 and 27 yards. His 8.6-yard average is tied for the third highest ever in a single game for the Patriots among running backs with at least 15 rushing attempts. He earned the FedEx Ground Player of the Week for his performance.

Highest Rushing Average/Single Game (min. 15 rushing attempts)

Player	Average
Curtis Martin	9.6 (17-164 vs. Washington, Oct. 13, 1996)
Tony Collins	9.2 (23-212 vs. N.Y. Jets, Sept. 18, 1983)
Brandon Bolden	8.6 (16-137 at Buffalo, Sept. 30, 2012)
Sammy Morris	8.6 (16-138 vs. Denver, Oct. 20, 2008)
Jim Nance	8.6 (17-146 at Houston, Dec. 11, 1966)
Stevan Ridley	8.5 (15-127 at St. Louis, Oct. 28, 2012)

FOOTBALL RUNS IN BOLDEN'S FAMILY

Bolden's grandfather, Frank Pitts, played 10 years in the NFL (1965-74), as a receiver for Kansas City, Cleveland and Oakland. He was with Kansas City for two Super Bowls, losing Super Bowl I and winning Super Bowl IV. Said Bolden about his grandfather, "I remember being 6 years old, him popping in a highlight film of Super Bowl I and IV. I've seen that tape at least 500 times."

DAN CONNOLLY HAS THE LONGEST KICKOFF RETURN EVER BY AN OFFENSIVE LINEMAN

Dan Connolly was named AFC Special Teams Player of the Week after he returned a kickoff 71 yards to the 4-yard line in the second quarter of the Patriots win vs. Green Bay on Dec. 19, 2010. According to the Elias Sports Bureau, it is the longest kickoff return by an offensive lineman in NFL history. The run by Connolly topped the 48-yard touchdown return by Atlanta's Mal Snyder in 1969. Previously, the longest kickoff return for a Patriots offensive lineman was a 27-yard return by G Stephen Neal on Nov. 30, 2008 vs. Pittsburgh. Connolly's previous best was a 16-yard return vs. Miami on Nov. 8, 2009.

JULIAN EDELMAN SETS FRANCHISE RECORD WITH A 94-YARD PUNT RETURN FOR A TOUCHDOWN

WR Julian Edelman set a franchise record with a 94-yard punt return for a touchdown in the second quarter vs. Miami (01/02/11). The Patriots' previous longest punt return was an 89-yard touchdown return by Mike Haynes vs. Buffalo on Nov. 7, 1976. Edelman returned his second career punt for a touchdown vs. Kansas City on Nov. 21, 2011 with a 72-yard return. He was named AFC Special Teams Player of the Week for his performance against Kansas City. He scored his third punt return for a touchdown with a 68-yarder vs. Indianapolis (11/18/12) to tie a franchise record.



Most Punt Return Touchdowns/Patriots Career

3 Julian Edelman
3 Troy Brown
3 Irving Fryar
2 Mike Haynes

EDELMAN SETS PATRIOTS RECORD FOR BEST PUNT RETURN AVERAGE IN A SEASON

Edelman set a franchise record for the best punt return average in a single season with a 15.3-yard punt return average in 2010. The previous best was a 14.8 punt return average by Mack Herron in 1974. Edelman led the AFC and finished second in the NFL with a 15.3 punt return average. Chicago's Devin Hester led the NFL with a 17.1-yard average. He enters this week second in the NFL with a 15.9-yard average. Buffalo's Leodis McKelvin is in first with a 20.9-yard average.

Patriots Best Punt Return Average/Season

Player	Punt Rt Avg.	Year
Julian Edelman	15.3	2010
Mack Herron	14.8	1974
Troy Brown	14.2	2001

EDELMAN HAS HIGHEST PUNT RETURN AVERAGE IN TEAM HISTORY

Edelman has returned 70 punts for 918 yards during his Patriots' career and is first in team history with a 13.1 average. The NFL all-time leader (min. of 75 returns) is 12.8 by George McAffree of Chicago (1940-41, 45-50) with 112 returns for 1,431 yards.

HIGHEST PUNT RETURN AVERAGE, PATRIOTS CAREER (20 Returns)

Player	Punt Rt Avg.	Year
Julian Edelman	13.1	2009-12(70-918)
Mack Herron	12.0	1973-75 (74-888)
Carl Garrett	11.3	1969-72 (43-487)
Wes Welker	10.7	2007-12 (98-1,050)

EDELMAN IS FIRST PATRIOTS PLAYER WITH TWO PUNT RETURNS OF 40 YARDS IN THE SAME GAME

Edelman had a 68-yard punt that he returned for a touchdown and a 49-yard return vs. Indianapolis (11/18/12). He is the first player in team history with two punt returns of 40 or more yards in the same game. Troy Brown came close in 2000 when he had returns of 39 and 66t against Tampa Bay.

EDELMAN BREAKS FOR A 47-YARD RUN IN THE FOURTH QUARTER; LONGEST RUN BY A PATS WIDE RECEIVER

Edelman had a 47-yard run in the fourth quarter. It was the longest run from scrimmage for the Patriots in 2012, topping Steven Ridley's 41-yard run against St. Louis in London on Oct. 28. It is the longest run ever by a Patriots receiver, topping Troy Brown's 35-yard run vs. Tampa Bay on Sept. 3, 2000. It is the longest run by a Patriots player since Sammy Morris had a 55-yard run on Dec. 27, 2009 vs. Jacksonville.



PATRIOTS OFFENSIVE NOTES

EDELMAN GOES FROM STANDOUT QB TO WR

Edelman began his college football career with a year at the College of San Mateo (Calif.) before transferring to Kent State where as a senior he completed 56% of his passes (153 of 275 passes for 1,820 yards) with 13 touchdowns. He was also the leading rusher, gaining 1,551 yards on 215 attempts (an average of 7.5 yards per carry) and scoring 13 touchdowns. His offensive numbers broke Kent State's single-season record for total offense set by Joshua Cribbs in 2003.

EDELMAN GOES ON DEFENSE

Late in the fourth quarter of the Patriots' 37-16 win at the Jets (11/13) last season, Edelman was pressed into service on defense and registered his first NFL tackle when he laid a hard hit on RB LaDainian Tomlinson. He continued to see action on defense throughout the season and finished the year with 14 total tackles.

GRONKOWSKI SETS NFL RECORD FOR RECEIVING YARDS BY A TIGHT END

Rob Gronkowski finished the 2011 season with 1,327 receiving yards, surpassing San Diego's Kellen Winslow's 1980 record of 1,290 receiving yards for most receiving yards in a season by a tight end. New Orleans' Jimmy Graham also broke Winslow's old record, but finished with 1,310 receiving yards, 17 shy of Gronkowski's new record.



Most Receiving Yards by Tight End in the NFL

Player	Yards	Year
Rob Gronkowski	1,327	2011
Jimmy Graham (NO)	1,310	2011
Kellen Winslow (SD)	1,290	1980
Tony Gonzalez (KC)	1,258	2004
Todd Christensen (Raiders)	1,247	1983
Jackie Smith (STL)	1,205	1967
Tony Gonzalez (KC)	1,203	2000
Pete Retzlaff (PHI)	1,190	1965
Ben Coates (NE)	1,174	1994

Most Receiving Yards by a Patriots Tight End

Player	Yards	Year
Rob Gronkowski	1,327	2011
Ben Coates	1,174	1994
Ben Coates	915	1995
Aaron Hernandez	910	2011
Marv Cook	808	1991
Don Hasselbeck	808	1981

Most Receptions by a Patriots Tight End

Player	Rec.	Year
Ben Coates	96	1994
Rob Gronkowski	90	2011
Ben Coates	84	1995
Marv Cook	82	1991
Aaron Hernandez	79	2011

GRONKOWSKI SETS NFL MARK FOR TOUCHDOWNS BY A TIGHT END IN A SEASON

Gronkowski set an NFL record for most touchdowns by a tight end with 18 over all touchdowns (17 receiving and 1 rushing). Gronkowski passed the old mark of 13 receiving touchdowns by Vernon Davis (SF in 2009) and Antonio Gates (SD in 2004). In addition to his 17 touchdown receptions, Gronkowski scored on a lateral in the third quarter vs. Indianapolis (12/4/11) on his first career rushing play.

MOST TOTAL TDs BY A TIGHT END IN A SINGLE NFL SEASON

	Player	Team	Year	Total TDs
18	Rob Gronkowski	NE	2011	(17 pass, 1 rush)
13	Vernon Davis	SF	2009	(13 pass)
13	Antonio Gates	SD	2004	(13 pass)

MOST TD RECEPTIONS BY A TIGHT END IN A SINGLE NFL SEASON

	Player	Team	Year	Receptions
17	Rob Gronkowski	NE	2011	
13	Vernon Davis	SF	2009	
13	Antonio Gates	SD	2004	

GRONKOWSKI SECOND PATRIOTS TIGHT END TO REACH 1,000 YARDS

Gronkowski became the second tight end in New England Patriots history to go over 1,000 receiving yards in 2011. He moved past TE Ben Coates (1,174 yards in 1994) to set the franchise record for most receiving yards by a Patriots tight end with 1,327 yards. He is the seventh tight end in NFL history to reach 1,200 yards.

GRONKOWSKI ON PACE FOR BACK-TO-BACK 1,000-YARD SEASON

Gronkowski has 748 receiving yards through the first 11 games of 2012. If he can reach 1,000 in 2012, he will be the sixth NFL tight end with back-to-back 1,000-yard seasons.

NFL TIGHT ENDS WITH BACK-TO-BACK 1,000 YARD SEASONS

Player	1,000-yard seasons
Jason Witten	2009-2010
Tony Gonzalez	2007-2008
Shannon Sharpe	1996-1997
Todd Christensen	1983-1984
Kellen Winslow	1980-1981

GRONKOWSKI BECOMES FIRST PATRIOTS TIGHT END TO RECORD A RUSHING TOUCHDOWN

Gronkowski scored a 2-yard touchdown on a lateral from Tom Brady in the third quarter vs. Indianapolis (12/4/11), becoming the first tight end in Patriots history to score a rushing touchdown. Gronkowski is the first NFL tight end to score a rushing touchdown since Tennessee's Bo Scaife had a 31-yard scoring run against Baltimore on Nov. 12, 2006. He is the first tight end since the 1970 merger to have two receiving touchdowns and a rushing touchdown in the same game.

LED AFC IN SCORING IN 2011; FIRST TIME THAT A TE HAS LED A CONFERENCE IN SCORING

Gronkowski led the AFC in scoring among non-kickers with 108 points in 2011 and finished second in the NFL to Philadelphia's LeSean McCoy, who had 120 points. It is the first time in NFL history that a tight end has led his conference in scoring and the first time a tight end has led the NFL in touchdown receptions (17).

BACK-TO-BACK 10 TOUCHDOWN SEASONS

Gronkowski has 10 touchdowns in 2012. He scored 10 touchdowns in 2010 and then scored 18 touchdowns in 2011. Gronkowski joins Randy Moss (2007, 2008 and 2009) and Corey Dillon (2004, 2005, 2006) as the only Patriots with three straight 10-plus touchdown seasons and three 10-plus touchdown seasons overall.

CONSECUTIVE 10-PLUS TD SEASONS / PATRIOTS HISTORY

3 Rob Gronkowski - 2010, 2011, 2012

3 Randy Moss - 2007, 2008, 2009
3 Corey Dillon - 2004, 2005, 2006
2 BenJarvus Green-Ellis - 2010, 2011
2 Curtis Martin - 1995, 1996

MOST 10-PLUS TOUCHDOWN SEASONS / PATRIOTS HISTORY

3 Rob Gronkowski - 2001, 2011, 2012

3 Randy Moss - 2007, 2008, 2009
3 Corey Dillon - 2004, 2005, 2006
2 BenJarvus Green-Ellis - 2010, 2011
2 Curtis Martin - 1995, 1996
2 Stanley Morgan - 1979, 1986

GRONKOWSKI IS FIRST TIGHT END WITH THREE STRAIGHT 10-PLUS TOUCHDOWN SEASONS

Gronkowski has 10 touchdowns through 11 games in 2012 and is the first tight end in NFL history to have three straight 10-plus touchdown seasons.

CONSECUTIVE 10-PLUS TD SEASON BY A TE/NFL HISTORY

Rob Gronkowski 10 in 2010, 18 in 2011, 10 in 2012

Antonio Gates 13 in 2004 and 10 in 2005



PATRIOTS OFFENSIVE NOTES

GRONKOWSKI IS SECOND IN NFL HISTORY TO RUSH FOR A TD, CATCH A TD, RECORD A TACKLE AND RETURN A KICKOFF IN THE SAME SEASON

In 2011, Gronkowski became the second tight end in NFL history to rush for a touchdown, catch a touchdown, record a tackle and return a kickoff in the same season. Bo Scaife was the first to accomplish the feat in 2006 with Tennessee.

GRONKOWSKI REACHED 20 TDS IN FEWEST GAMES AMONG TEs IN NFL HISTORY

Gronkowski reached the 20 touchdown mark in just 26 career games, the fewest games among tight ends in NFL history.

THE TIGHT ENDS TO REACH 20 TOUCHDOWN RECEPTIONS IN THE FEWEST GAMES

Player	Team	Games to 20 TD catches
Rob Gronkowski	Patriots	26
Mike Ditka	Chicago	31
Kellen Winslow	San Diego	35
Antonio Gates	San Diego	37

GRONKOWSKI IS SECOND ON PATRIOTS LIST FOR TOUCHDOWNS BY A TIGHT END

Most Receiving Touchdowns by a Patriots Tight End

Player	TD	Years
Ben Coates	50	1991-99
Rob Gronkowski	37	2010-Present
Russ Francis	28	1975-80, 87-88
Ben Watson	20	2004-09

MOST TD CATCHES BY A PATS TIGHT END

MOST TOUCHDOWN CATCHES IN A SEASON BY A PATRIOTS TIGHT END

Player	Year	Rec	Yds	Avg	Lg	TD
Rob Gronkowski	2011	90	1327	14.7	52t	17
Rob Gronkowski	2010	42	546	13	28	10
Ben Coates	1996	62	682	11	84t	9

GRONKOWSKI'S 18 OVERALL TDS ARE SECOND MOST BY A PATRIOT IN A SEASON

Gronkowski finished the 2011 season with 18 overall touchdowns (17 receiving, 1 rushing). His 18 overall touchdowns passed Curtis Martin (17 overall in 1996) for the second highest single season total in Patriots history. Randy Moss had a franchise record 23 total touchdowns in 2007.

PATRIOTS RECORD BOOK / MOST TOUCHDOWNS IN A SEASON

Player	Season	TDs
Randy Moss	2007	23
Rob Gronkowski	2011	18
Curtis Martin	1996	17

13TH TIME AN NFL TIGHT END HAS 90 RECEPTIONS

Gronkowski finished the 2011 season with 90 receptions, posting the 13th season with 90 or more receptions by a tight end. New Orleans' Jimmy Graham (99) also eclipsed the 90- reception plateau last season.

GRONKOWSKI: NFL TIGHT END RECORD OF SEVEN GAMES OF TWO OR MORE TDS IN 2011

Gronkowski's seven games with two or more touchdowns in 2011 are an NFL record for a tight end. Antonio Gates (San Diego in 2004) and Jerry Smith (Washington in 1967) each had four two-touchdown games. The NFL record for most two-plus touchdown reception games in a season is eight by Randy Moss with the Patriots in 2007. Gronkowski's is tied with Cris Carter (1995) and Jerry Rice (1987) for the second most games with two or more touchdowns in a single season. Gronkowski has 12 such games in his NFL career and three in 2012.

MOST GAMES WITH 2+ TD RECEPTIONS/SEASON

8	Randy Moss (Patriots)	2007
7	Rob Gronkowski (Patriots)	2011
7	Cris Carter (Minnesota)	1995
7	Jerry Rice (San Francisco)	1987

GRONKOWSKI LEADS ALL NFL PLAYERS WITH 37 TOUCHDOWN RECEPTIONS SINCE 2010

Gronkowski's 37 touchdown receptions since the start of the 2010 season are the most among all NFL players during that span. Gronkowski's 38 overall touchdowns since 2010 are second, behind Arian Foster's 44 touchdowns.

Most Touchdowns Reception by a Tight End Since 2010

Player	Touchdowns
Rob Gronkowski	37
Jimmy Graham	24
Antonio Gates	21
Tony Gonzalez	19
Vernon Davis	18
Aaron Hernandez	15
Jason Witten	15

Most Touchdown Reception Since 2010

Player	Touchdowns
Rob Gronkowski	37
Calvin Johnson	32

GRONKOWSKI SETS TEAM MARK WITH A TD REC. IN SIX STRAIGHT GAMES

Gronkowski set a franchise record with a touchdown reception in six straight games at Washington (12/11/11). The Patriots record for most consecutive games with at least one touchdown overall is seven by Curtis Martin.

GRONKOWSKI HAS 9 CAREER 100-YARD GAMES

Gronkowski registered his ninth career 100-yard game and his third of the 2012 season after finishing with 137 yards on seven receptions vs. Indianapolis (11/18/12). In 2011, Gronkowski tied a team mark for a tight end with five 100-yard games. Ben Coates had five 100-yard games in 1994. Gronkowski needs one more 100-yard game to break tie with Ben Coates (9) for the most in team history for a tight end.

Most 100-yard Games by a Patriots Tight End

Player	100-Yard Games
Rob Gronkowski	9
Ben Coates	9

ALL IN THE FAMILY

Rob Gronkowski grew up playing football against his brothers in the backyard. Two of his brothers have NFL playing experience. Dan Gronkowski, finished the 2011 season with Cleveland after spending part of the season with the Patriots. He also spent time with Detroit (2009) and Denver (2010). Chris is currently playing for Denver after spending 2010 with Dallas and 2011 with Indianapolis. The Gronkowskis are among 23 different sets of three brothers to have played in the NFL and join nine other families with at least three brothers in the NFL playing at the same time. (Dan is currently out of the NFL).

Family	Brothers	Yr. in NFL at Same Time
Gronkowski	Rob, Dan, Chris	2010- 2011
Baldinger	Brian, Gary, Rich	1986-88, 90-92
Browner	Joey, Keith, Ross	1984-87
Olsen	Merlin, Phil, Orrin	1976
Saul	Rich, Bill, Ron	1970
Richardson	Gloster, Tom, Willie	1969
Rooney	Bill, Cobb, Joe	1924-27
Kinderdine	Hobby, Shine, Walt	1924
Nesser	Al, Frank, Fred, John, Phil, Ted	1921

GRONKOWSKI'S 37 TDS ARE THIRD MOST IN FIRST THREE NFL SEASONS

Most Touchdown Catches First Three NFL seasons

No.	Player
43	Randy Moss (Minnesota – 17, 11 and 15)
40	Jerry Rice (SF -3, 15 and 22)
37	Rob Gronkowski (10, 17 and 10)

Gronkowski has 37 touchdown receptions and 38 touchdowns overall in his first 42 NFL games since entering the NFL in 2010. The NFL record for most overall touchdowns in a player's first three NFL seasons is 47 by Barry Sanders (43 rushing and 4 receiving) and the record for most touchdown receptions in a player's first three NFL seasons is 43 by Randy Moss.



WR Wes Welker News & Notes

WELKER LEADS NFL IN RECEPTIONS SINCE 2007

Wes Welker leads the NFL with 634 receptions since the start of 2007. Welker led the NFL in 2011 with 122 receptions and led the AFC and finished second in the NFL with 1,569 receiving yards. He had 22 more receptions than the next wide receiver (Roddy White (ATL) with 100). He enters this week fourth in the NFL with 80 receptions and eighth in receiving yards with 961.



2007-PRESENT NFL REC. LEADERS

Player	Team	Rec.	Yds	TD
Wes Welker	NE	634	7,066	34
Reggie Wayne	IND	556	7,339	39
Brandon Marshall	DEN/MIA/CHI	555	6,955	40
Roddy White	ATL	538	7,425	46

WELKER BECOMES PATRIOTS ALL-TIME RECEPTION LEADER

Welker became the Patriots' all-time leader in receptions on a 25-yard pass from Tom Brady vs. Arizona (9/16/12) in the second quarter. The catch was the 558th of Welker's Patriots career, moving him past Troy Brown (557). Welker now has 634 receptions as a member of the Patriots. On Nov. 13, 2011 vs. the New York Jets, Welker became the third Patriots player to reach 500 receptions as a member of the Patriots, joining Troy Brown (557) and Stanley Morgan (534).

WELKER PASSES TROY BROWN TO MOVE INTO SECOND ON THE PATRIOTS RECEIVING LIST

Wes Welker (7,066 receiving yards) moved past Troy Brown (6,366) into second place on the New England all-time receiving yards list on a 9-yard reception from Tom Brady in the second quarter at Buffalo (9/30/12). Stanley Morgan is in first place with 10,352 yards. Welker entered the game needing 11 yards to move past Troy Brown.

WELKER TIED FOR FIRST AMONG ACTIVE PLAYERS WITH 16 10-PLUS RECEPTION GAMES

Welker now has 16 10-plus reception games in his career, including two in 2012.

Most Games with 10+ receptions/Active Players

16 Wes Welker	14 Brandon Marshall
16 Andre Johnson	13 Tony Gonzalez
15 Reggie Wayne	12 Anquan Boldin

MOST GAMES WITH 10+ RECEPTIONS IN NFL HISTORY

17 Jerry Rice	14 Brandon Marshall
16 Wes Welker	13 Tim Brown
16 Marvin Harrison	13 Tony Gonzalez
16 Andre Johnson	12 Anquan Boldin
15 Reggie Wayne	
14 Cris Carter	

WELKER TIES JERRY RICE FOR THE MOST 10-CATCH, 100-YARD GAMES IN NFL HISTORY

Welker tied Jerry Rice with his 15th NFL game with 10 receptions and 100-yards receiving for the most in NFL history after finishing with 10 receptions for 138 yards at Seattle (10/14). Andre Johnson (15) added his 15th game with 10 receptions and 100 yards last Sunday to tie Welker and Rice.

WELKER IS STREAKING

Welker has a streak of 105 straight regular-season games with at least one reception. He has caught at least one pass in each of his 95 games with the Patriots, including seven postseason games. The last time that Welker did not catch a pass in a game was December 24, 2005 when he was with Miami.

LONGEST CURRENT STREAKS / CONSECUTIVE GAMES WITH A RECEPTION

No.	Player
190	Tony Gonzalez
128	Larry Fitzgerald
107	Reggie Wayne
105	Wes Welker
104	Anquan Boldin

WELKER REACHED 1,000 YARDS FOR A PATRIOTS RECORD FOURTH TIME IN 2011

Welker reached 1,000 yards for the fourth time as a member of the Patriots in a win at the New York Jets on Nov. 13, 2011. He finished the 2011 season with a franchise record 1,569 yards. The four 1,000-yard seasons are the most by a Patriots receiver.

MOST 1,000-YARD RECEIVING SEASONS IN PATRIOTS HISTORY

4 Wes Welker (2007-09, 11)

3 Randy Moss (2007-09)

3 Stanley Morgan (1979, 1981, 1986)

WELKER SETS FRANCHISE RECORD IN 2011; ON PACE IN 2012 FOR OVER 1,400 YARDS

Wes Welker had a career-high of 1,569 receiving yards in 2011 for a new franchise record. He surpassed Randy Moss, who had 1,493 yards in 2007. He is eighth in the NFL so far in 2012 with 961 receiving yards and is on pace to finish with 1398 receiving yards.

PATRIOTS SINGLE-SEASON RECEIVING YARD LEADERS

Player	Season	Yds	Rec.	TD
Wes Welker	2011	1569	122	9
Randy Moss	2007	1493	98	23
Stanley Morgan	1986	1491	84	10
Wes Welker	2009	1348	123	4
Rob Gronkowski	2011	1327	90	17

WELKER SETS PERSONAL BEST WITH NINE TOUCHDOWNS IN 2011

Welker caught a 24-yard touchdown in the third quarter at Washington (12/11/11) for his personal-best ninth touchdown of the season. His previous best was eight touchdowns in 2007.

WELKER BECOMES 2ND PLAYER IN NFL HISTORY WITH TWO 120-CATCH SEASONS; ON PACE FOR 117 IN 2012

Welker led the NFL with 122 receptions in 2011, a total that is tied for the fourth-highest single-season total in NFL history. The 120-plus catch season was the second time in Welker's career he has passed the 120-reception mark (123 in 2009 and 122 in 2011), joining Cris Carter (122 in 1995 and 122 in 1994) as the only players to have 120-plus receptions twice in a career. Welker has 80 receptions so far in 2012 and is on pace for 116.

MOST RECEPTIONS IN A SEASON

Player	Team	Year	Receptions
Marvin Harrison	Indianapolis	2002	143
Wes Welker	New England	2009	123
Herman Moore	Detroit	1995	123
Wes Welker	New England	2011	122
Cris Carter	Minnesota	1995	122
Cris Carter	Minnesota	1994	122
Jerry Rice	San Francisco	1995	122

Most receptions in a season by a Patriots Player

Player	Year	Receptions
Wes Welker	2009	123
Wes Welker	2011	122
Wes Welker	2007	112
Wes Welker	2008	111
Troy Brown	2001	101

WELKER LED TEAM IN RECEPTIONS FOR FIFTH STRAIGHT YEAR

Wes Welker became the first Patriots player to lead the team in receiving in four straight years after finishing 2010 with 86 receptions. He led the team for a fifth straight season with 122 receptions in 2011. He has now led the team in receiving yards four straight seasons.

WELKER HAD THREE STRAIGHT 100 CATCH AND 1,000 YARD SEASONS

Welker registered his third straight season with at least 100 receptions (123) and 1,000 receiving yards (1,348) in 2009. Only four other NFL players have had three consecutive seasons of at least 100 receptions and 1,000 yards receiving: Marvin Harrison (4, 1999-02), Brandon Marshall (3, 2007-09), Herman Moore (3, 1995-97) and Jerry Rice (3, 1994-96).



WR Wes Welker News & Notes

WELKER FINISHED WITH JUST UNDER 8 RECEPTIONS PER GAME IN 2011

Welker averaged 7.6 receptions per game in 2011, totaling 122 receptions in 16 games. The NFL record for highest average per game in a season is 8.9 by Marvin Harrison in 2002. Harrison in 2002 and Welker in 2009 with 8.8 are the only NFL players to average 8.0 or more receptions per game. Welker is averaging 7.3 receptions per game so far in 2012.

NFL Highest Average Per Game/Season

Player	Season	Average
Marvin Harrison (Indianapolis)	2002	8.9
Wes Welker (Patriots)	2009	8.8
Herman Moore (Detroit)	1995	7.7
Lionel Taylor (Denver)	1960	7.7
Wes Welker (Patriots)	2011	7.6
Cris Carter (Minnesota)	1994	7.6
Cris Carter (Minnesota)	1995	7.6
Jerry Rice (San Francisco)	1995	7.6

WELKER: 7.2 CATCHES PER GAME SINCE 2007

Wes Welker is averaging 7.2 receptions per game since joining New England in 2007. His 7.2 average is the highest in the NFL during that time.

MOST RECEPTIONS PER GAME SINCE 2007 (Minimum-20 games)

Player	Team	Average
Wes Welker	New England Patriots	7.2
Andre Johnson	Houston Texans	6.4
Brandon Marshall	Denver/Miami/Chicago	6.4
Reggie Wayne	Indianapolis	6.1

EIGHTH TIME IN NFL HISTORY A PLAYER REACHES 1,000 YARDS IN THE NINTH GAME

Welker reached 1,000 yards in the ninth game of the 2011 season. It is an accomplishment that has happened just eight times in NFL history since the 1970 merger and for the first time since Torry Holt accomplished the feat with St. Louis in 2003. Isaac Bruce accomplished the feat two times. All eight times the accomplishment was reached in the ninth game of the season.

PLAYERS WHO REACHED 1,000 RECEIVING YARDS BY TEAMS NINTH GAME OF THE SEASON

Player	Team	Year
Wes Welker	Patriots	2011
Torry Holt	St. Louis	2003
Isaac Bruce	St. Louis	2000
Marvin Harrison	Indianapolis	2000
Isaac Bruce	St. Louis	1995
Michael Irvin	Dallas	1995
Jerry Rice	San Francisco	1990
Wes Chandler	San Diego	1982

WELKER BECOMES FASTEST PLAYER IN NFL HISTORY TO REACH 500 RECEPTIONS WITH ONE TEAM

Welker reached 500 receptions as a member of the Patriots in his 70th game with the team and became the fastest player to record 500 receptions with one team, surpassing Anquan Boldin (80 games with Arizona). He is the fourth player in NFL history with at least 500 catches in a five-year span. Only Marvin Harrison (five times), Cris Carter (twice) and Pro Football Hall of Famer Jerry Rice (once) have accomplished the feat.

THE PLAYERS TO REACH 500 RECEPTIONS WITH ONE TEAM IN THE FEWEST GAMES

Player	Team	Games
Wes Welker	New England	70
Anquan Boldin	Arizona	80

WELKER HAS 27 100-YARD GAMES

Welker has 27 100-yard games, second in Patriots' history to the 38 100-yard games by Stanley Morgan. Welker has nine games with 100-yards in a half, with six first half 100-yard games and three second half 100-yard games.

WELKER JOINS RICE AND HARRISON WITH FOURTH 100-RECEPTION SEASON

Welker added seven receptions at Washington (12/11/11) to reach 100 receptions for the season and become the third player in NFL history with four 100-catch seasons. Welker joins Marvin Harrison and Jerry Rice as the only players with four 100-reception seasons.

MOST 100-RECEPTIONS SEASON IN NFL HISTORY

Player	100-reception seasons
Wes Welker	4
Marvin Harrison	4
Jerry Rice	4
Brandon Marshall	3
Herman Moore	3
Andre Johnson	3
Reggie Wayne	3

WELKER TIES NFL RECORD FOR 10-PLUS CATCH GAMES IN A SEASON WITH SEVEN IN 2009

Welker had seven 10-plus reception games in 2009 season to tie the NFL record for most 10-plus reception games in a single season. Andre Johnson of Houston had seven 10-plus reception games in 2008.

PATRIOTS MOST GAMES WITH 10-PLUS CATCHES

No. of 10-plus reception games for the Patriots

Wes Welker	16
Ben Coates	5
Troy Brown	5

WELKER TIES NFL RECORD WITH THREE GAMES OF 8 RECEPTIONS, 150 YARDS AND A TD

Welker is tied with six other players as the only players in NFL history to have at least eight receptions, 150 receiving yards and at least one touchdown three times in a single season with three such games in 2011.

PLAYERS TIED FOR NFL RECORD OF THREE GAMES WITH 8+ REC, 150+ YDS, AND 1+ TD IN A SINGLE SEASON

Wes Welker	2011
Randy Moss	2003
Tim Brown	1995
Isaac Bruce	1995
Jerry Rice	1993
Sterling Sharpe	1989
Roy Green	1984

WELKER SETS FRANCHISE RECORDS

Welker had a career-high 217 receiving yards to set a franchise record at Buffalo (9/25/11). The previous record was set by Terry Glenn when he had 214 at Cleveland on Oct. 3, 1999. It is the second 200-yard performance in franchise history. Welker's previous best was 192 yards vs. the New York Jets (11/22/09). Welker's 16 receptions at Buffalo are also a personal best and are tied with Troy Brown for the franchise mark. Brown had 16 vs. Kansas City on Sept. 22, 2001. Welker's previous best were the 15 he had vs. the New York Jets (11/22/09).

WELKER IS NFL LEADER IN YARDS AFTER THE CATCH SINCE 2007

Wes Welker leads the NFL with 3,818 yards after the catch since 2007, 1,111 yards ahead of second place player, Ray Rice of Baltimore with 2,707 yards.

2007-PRESENT NFL REC. LEADERS

Player	Team	Yards After the Catch
Wes Welker	NE	3,818
Ray Rice	Baltimore	2,707
Darren Sproles	San Diego/New Orleans	2,537

WELKER TIES MARK WITH FOUR STRAIGHT 100-YARD GAMES

Welker had a string of four straight 100-yard games in 2012 to tie the team mark. Randy Moss opened his Patriots career with four straight 100-yard games in 2007.



PATRIOTS OFFENSIVE NOTES

GRONKOWSKI IS ONE OF FIVE NFL TIGHT ENDS WITH 90-PLUS RECEPTIONS, 1000-PLUS YARDS AND 10-PLUS TOUCHDOWNS IN A SINGLE SEASON

In 2011, Rob Gronkowski joined Dallas Clark, Jimmy Graham, Tony Gonzalez and Todd Christensen, as the only tight ends in NFL history with 90-plus receptions, 1,000-plus yards and 10-plus touchdown receptions in a single season.

TIGHT ENDS WITH 90-PLUS RECEPTIONS, 1000-PLUS YARDS AND 10-PLUS TOUCHDOWNS IN A SEASON

Player	Rec.	Yards	TDs	Year
Rob Gronkowski (NE)	90	1,327	17	2011
Jimmy Graham (NO)	99	1,310	11	2011
Dallas Clark (IND)	100	1,106	10	2009
Tony Gonzalez (KC)	96	1,058	10	2008
Todd Christensen (LAR)	92	1,247	12	1983

TIGHT END TANDEM

Ron Gronkowski (90) and Aaron Hernandez (79) combined for 169 receptions in 2011, the most by a pair of tight ends in the same season in NFL history. Jason Witten (94) and Martellus Bennett (33) combined for 127 in 2010 with Dallas for the second most. Gronkowski and Hernandez combined yardage total of 2,237 in 2011 is the most by any tight end pair in NFL history.

Most Receptions by Tight Ends, NFL History

2011	Patriots	169
1984	San Diego	163
2005	Tennessee	149

Most Receiving Yards by Tight Ends, NFL History


2011	Patriots	2,237
1984	San Diego	1,927
1983	San Diego	1,886

TIGHT ENDS COMBINE FOR 24 TDS IN 2011

Gronkowski (17) and Hernandez (7) combined for 24 touchdown receptions. In 2010, Gronkowski had 10 touchdown catches, while Hernandez had six. It is the first time in NFL history a tight end tandem has had five or more touchdowns in consecutive seasons.

AARON HERNANDEZ LEARNS FROM HIS BROTHER

The relationship between Aaron Hernandez and his older brother D.J. has taken on many roles over the years: sibling, teammate, role model and surrogate father. They played high school football together – D.J. the star senior quarterback and Aaron, the athletic, but not quite ready, freshman. When their father passed away when Aaron was 17, he relied on his brother even more. "I just followed my brother's footsteps," he told the *Providence Journal*. "I just tried to follow his work ethic because he did everything the right way. He was always successful." D.J., now a graduate assistant at the University of Miami, has tried to instill hard work and perseverance in his younger brother. It's paying off, as Aaron continues to thrive in the Patriots offense.



AARON HERNANDEZ ON HOW BEING A PATRIOT HAS CHANGED HIM

"This is a place that not only did it change my future from them paying me, but it just changed me as a person," he said. "You can't come here and act reckless and do your own stuff, and [I] was one of the persons that when I came here, I might've acted the way I wanted to act, but you get changed by Bill Belichick's way. You get changed by the Patriots' way. Now that I'm a Patriot, I have to start living like one, and making the right decisions for them."

MANKINS GOT A UNIQUE RIDE TO THE AFC CHAMPIONSHIP GAME

Logan Mankins' car wouldn't start when he was leaving the team hotel to head to last season's AFC Championship Game. He went back into the hotel lobby with plans to call a car service for help, but he ran into fans dressed in Patriots apparel and asked if they were going to the game and if they could give him a ride. The fans planned on parking at their usual spot across from the stadium but Mankins was able to return the favor of a ride for premium parking right next to the stadium.

STEVEAN RIDLEY HAS FOUR 100-YARD RUSHING DAYS IN 2012

Stevan Ridley had his first career 100-yard day in the 2012 season opener at Tennessee (9/9) with 125 yards rushing on 21 carries for a 6.0-yard average. He finished with 106 yards rushing on 22 carries for a 4.8-yard average at Buffalo (9/30), a career-high 151 rushing yards vs. Denver (10/7) and then gained 127 yards on 15 carries for an 8.5-yard average at St. Louis (10/28).

RIDLEY GOES LONG

In the season opener at Tennessee (9/9/12), Ridley had five runs of 15 or more yards (17, 17, 16, 15, 15). No Patriots running back in at least the past 25 years has done that in a single game, according to the Elias Sports Bureau. It is the first time under Bill Belichick that a Patriots running back had five runs of 15 or more yards rushing in the same game. Ridley was the first under Belichick to have four runs of 15 or more yards in the same game when he had runs of 33, 25, 20, and 18 at Oakland on Oct. 2, 2011. Tennessee's Chris Johnson was the last NFL player to have five runs of 15 or more yards in a game (Nov. 27, 11 vs. Tampa Bay).

RIDLEY STARTS STRONG

Stevan Ridley has a total of 939 rushing yards through 11 games this season. Ridley is on pace to total 1,366 rushing yards, which would give him the 15th 1,000-yard rushing season in Patriots history and make him the 12th Patriots' player to reach 1,000 yards rushing. That number would be the fourth best total in Patriots history and he would become the fourth Patriots player to reach 1,300 yards.

MOST YARDS RUSHING/SINGLE SEASON

Player	Season	Yds
Corey Dillon	2004	1,635
Curtis Martin	1995	1,487
Jim Nance	1966	1,458
Craig James	1985	1,227

2011 FIRST ROUND PICK NATE SOLDER

It only took a day for Nate Solder to decide to change from his lifelong position of tight end to tackle after playing his freshman year at Colorado as a tight end. "My coaches came to me and said, 'You'd be an all right tight end, but you'd be an even better tackle,'" he told the *Boston Globe*. "I've always wanted to be great, so that's why I moved to tackle." He added over 30 pounds after his redshirt freshman season and was named the team's starting left tackle. He played in 2,540 of 2,542 offensive plays over the next three seasons at Colorado and became an immediate contributor on the Patriots offensive line at right tackle as a rookie before moving to left tackle.

MATTHEW SLATER: LIKE FATHER LIKE SON

Matthew Slater is one of seven sons of Hall of Fame members to be drafted in NFL history.

HALL OF FAME FATHERS WITH SONS DRAFTED IN THE NFL

- Jackie Slater (class of 2001) – son, Matthew Slater (NE)
- Howie Long (class of 2000) – son, Chris Long (STL)
- Bobby Bell (class of 1983) – son, Bobby Bell (NYJ)
- Tony Dorsett (class of 1994) – son, Anthony Dorsett (HOU)
- Bob Griese (class of 1990) – son, Brian Griese (DEN)
- Russ Grimm (class of 2010) – son, Cody Grimm (TB)
- Kellen Winslow (class of 1995) – son, Kellen Winslow (CLE)



PATRIOTS OFFENSIVE/ DEFENSIVE NOTES

DONALD THOMAS: FROM NO HIGH SCHOOL FOOTBALL TO THE NFL

Donald Thomas found football while playing basketball. A former high school baseball and basketball player who had never played football at any level, Thomas often played pickup basketball at the student gymnasium and one day found himself playing with several members of the UConn football team who convinced him to try out for the team. After meeting with coaches, Thomas walked on to the team as a defensive lineman for the scout team in 2003. He red-shirted a year before contributing on special teams. In 2007, he got his chance to play offensive guard, earning All-Big East honors before being selected in the sixth round of the 2008 draft by the Miami Dolphins.

SEBASTIAN VOLLMER MAKES HIS MARK

A native of Kaarst, Germany, Vollmer did not begin playing football until the age of 14 when he started playing for the Dusseldorf club team. Vollmer helped lead his German prep school team to two national football championships. His early football success landed him an appearance in the 2004 Global Junior Championships in San Diego, which led him to a scholarship at Houston. He spoke almost no English when he signed with Houston, but he became fluent in the language as he developed from a 250-pound tight end into a 315-pound lineman who started his final 25 games at tackle for the Cougars. Vollmer's collegiate career created interest from the NFL where the Patriots drafted him in the second round of the 2009 draft. Nicknamed "Seabass" during his playing days at Houston, a nickname that has carried over to the NFL.

WOODHEAD GOES FROM DIVISION II TO THE NFL

Danny Woodhead was a standout at Division II Chadron State in Nebraska. He averaged 178.9 yards per game and totaled 101 rushing touchdowns during his collegiate career. Woodhead's outstanding junior and senior seasons earned him two Harlon Hill Trophies, the Division II equivalent to the Heisman Trophy. He is one of just three players to ever win two or more Harlon Hill Trophies, joining Texas A&M University-Kingsville running back Johnny Bailey, who won it three times (1987-89) before playing six seasons in the NFL for the Bears, Cardinals, and Rams. Valdosta State University's Dusty Bonner was the only other player to win the Harlon Hill Trophy multiple times (2000 and 2001).



DANNY WOODHEAD SET TEAM MARK FOR RUSHING AVERAGE IN 2010

Danny Woodhead finished the 2010 season with 97 rushes for 547 yards, with his average of 5.64 yards per carry setting a new team record (minimum 90 rushing attempts). Woodhead topped Don Calhoun's previous team mark of 5.59 yards per carry in 1976 (129 attempts for 721 yards).

MOST YARDS PER CARRY / SINGLE SEASON PATRIOTS HISTORY (Minimum 90 rushes)

Player	Year	Gm	Rush	Yds	Avg.	Lg
D. Woodhead	2010	14	97	547	5.64	36t
Don Calhoun	1976	14	129	721	5.59	54
Mosi Tatupu	1983	16	106	578	5.45	55

KYLE ARRINGTON TIED FOR NFL LEAD WITH SEVEN INTERCEPTIONS IN 2011

Kyle Arrington, who had just two interceptions during his entire college career at Hofstra, tied for the NFL lead with a career-high seven interceptions in 2011. The last Patriots player to lead the league in interceptions was Asante Samuel with 10 in 2006. Arrington had two games in 2011 with two picks: at Buffalo on Sept. 25 and vs. Kansas City on Nov. 21.

2011 NFL INTERCEPTION LEADERS

Player	Team	Int	Yds	Avg	Lg	TD
Kyle Arrington	NE	7	92	13.1	28	0
Eric Weddle	SD	7	89	12.7	26	0
Charles Woodson	GB	7	63	9.0	30t	1

PATRICK CHUNG'S JOURNEY TO THE NFL

Long before S Patrick Chung picked up flag football as a teen, his mother, Jamaican recording artist Sophia George, had preached about being a tough man in a song. Her hit single, "Girlie Girlie" – a traditional reggae song which pokes fun at a boy who was not man enough – topped the charts in 1985. Chung is aware that among his talents he was born with, such as speed and agility, singing is not one of them. Chung possesses a great sense of pride in his unique heritage – his mother is Jamaican and his father is half Jamaican and half Chinese, was born in Jamaica and moved to California at age 12 where he started to play football as a freshman in high school. Chung went on to star at Oregon, where he holds the distinction of starting more games than any other defensive player in school history with 51 starts. He originally entered the draft as a junior, but ultimately decided to return for his senior season. Pinned to the back of his locker is a reminder of the support he has gotten - a Jamaican flag that represents his family's heritage.



STEVE GREGORY WAS ABOUT TO ENTER THE POLICE ACADEMY UNTIL SAN DIEGO CALLED

Steve Gregory's father and stepmother are New York City police officers and both were on duty during the events of September 11, 2001. Following his college career at Syracuse, Gregory took the test to enter the police academy. He found out he passed the test on the same day that the San Diego Chargers called him to offer him a free agent contract.

DONT'A HIGHTOWER WEARS TEDY BRUSCHI'S JERSEY #54

As a first round draft pick, Dont'a Hightower is used to high expectations. Hightower went to training camp with jersey #45 but was switched to jersey #54 prior to the start of the regular season. Former LB Tedy Bruschi wore #54 for 13 seasons. Hightower understands the importance of the number and hopes to live up to its legacy. "I definitely feel honored to be able to wear this number," Hightower said. "I've read that Tedy didn't want it to be retired and he hoped another linebacker would come in and be able to wear this number and be able to play as well. I feel honored. Tedy was a great player, and he means a lot to this organization. I'm definitely proud to be able to wear this number."

2012 FIRST ROUND PICK CHANDLER JONES FOLLOWS IN BROTHERS' FOOTSTEPS

Chandler Jones has two brothers, including Arthur, a fifth-round NFL Draft selection by the Baltimore Ravens in 2010, who was a Syracuse defensive tackle, and Jon "Bones" Jones, a UFC fighter and the reigning Light Weight Champion.

CHANDLER'S PERK OF BEING IN THE NFL

Chandler Jones was excited to get the Madden football game and play himself: "I've always put myself in Madden manually, but now that I can actually buy the game and see myself already installed in the game, it's great."

FIRST ROUND PICKS MAKE IMPACT IN 2012 OPENER

Chandler Jones forced a fumble on a 1-yard sack of Tennessee QB Jake Locker in the first quarter and Dont'a Hightower recovered the ball and ran 6-yards for a touchdown in the season opener at Tennessee (9/9/12). It was the first fumble returned for a touchdown for the Patriots since Gary Guyton returned a fumble 35 yards for a touchdown at Chicago on Dec. 12, 2010. It is the first defensive touchdown for the Patriots since Sterling Moore returned an interception 21 yards for a score vs. Buffalo on Jan. 1, 2012.



PATRIOTS DEFENSIVE NOTES

JONES HAS FIRST TWO-SACK GAME

Chandler Jones had his first NFL two-sack game at Seattle (10/14). He forced a fumble that was recovered by LB Rob Ninkovich on a 3-yard sack in the second quarter and had a 5-yard sack in the third quarter.

JONES HAS FORCED THREE FUMBLES ON SACKS

Jones now has three forced fumbles in 2012. Jones forced a fumble on a sack at Tennessee (9/9), vs. Arizona (9/16) and at Seattle (10/14).

JONES TIED FOR TEAM LEAD WITH 6.0 SACKS

Jones is tied for the team lead with 6.0 sacks. The Patriots rookie record for most sacks in a season is 10.5 by Garin Veris in 1985. The NFL rookie record is 14.5 by Jevon Kearse with Tennessee in 1999.

JONES NAMED AFC ROOKIE OF THE MONTH FOR SEPTEMBER

Jones was named the AFC Rookie of the Month for September. Jones registered three sacks in his first four games with two forced fumbles, the most sacks of any NFL rookie. His first NFL sack at Tennessee resulted in a forced fumble that was returned for a touchdown. Jones finished the month with 19 tackles, three sacks and two forced fumbles. He joins Jerod Mayo (October of 2008) as the only Patriots to be named NFL Defensive Rookie of the Month.

STILL RECEIVING THE LOVE

Kyle Love continues to receive motivation from his father, retired Army colonel Anthony Love. Every game day, his father sends him a text message with words of encouragement to get him excited. His dad has been motivating him since middle school and the message has always remained the same: "Give the coaches a reason to keep you."

KYLE LOVE 'MINI-V' FOLLOWS WILFORK

Kyle Love has been looking up to Vince Wilfork since his days at Mississippi State, when his teammates dubbed him "Mini-V" for his resemblance to the Patriots defensive tackle. The nickname led Love to closely monitor Wilfork as he finished his playing days with the Bulldogs. Little did he know that he would get the chance to watch Wilfork from an even closer perspective – lined up next to him on the Patriots defensive line. "I stay close to that guy always. Watch me out here, I'm right beside him, no matter what," Love told the *Boston Globe*. Now that they're on the same team, Wilfork has become an even bigger influence, like a big brother, according to Love.

MAYO OVER 100 TACKLES FOR THE FIFTH STRAIGHT YEAR

LB Jerod Mayo has 143 total tackles through the first 11 games of the 2012 season and has now registered 100 or more tackles in five straight years. He is the first player in New England history to register 100 tackles in his first five NFL seasons, and the fourth Patriots' player with at least five straight 100-tackle seasons.



100 Tackles in at least five consecutive seasons/Patriots

6 Fred Marion (1985-1990)

5 Jerod Mayo (2008-2012)

5 Lawyer Milloy (1997-2001)

5 Vincent Brown (1991-1995)

MAYO ON PACE 200 TACKLES IN 2012

After 11 games in 2012, Mayo leads the team with 143 tackles and is on pace to finish the season with 208 total tackles and become the third New England player to reach 200 tackles in a single season. Mayo has registered at least 10 tackles in nine out of the first 11 games, including a season-high of 20 vs. the New York Jets (10/28/12). He had a career-best with ten games in 2010 with 10 or more tackles. In the other two games of 2012, Mayo had nine tackles.

Patriots Single Season Tackle Leaders All-Time

Year	Player	Tackles
1983	LB Clayton Weishuhn	229
1984	LB Steve Nelson	207
2010	LB Jerod Mayo	193
1980	LB Steve Nelson	186

MAYO IS A YOUNG LEADER

Jerod Mayo learned knowledge and discipline are the keys to success while spending afternoons with his three brothers under the supervision of their grandfather, Walter Johnson, a retired Air Force veteran of 30 years. While Mayo's mother worked two jobs, Johnson taught the boys discipline, responsibility and the value of life. Those lessons helped Mayo develop a work ethic and demeanor that has earned him the nickname of "Old Soul" from his teammates. His leadership skills and talent helped him become only the second Patriot to be named AFC Rookie of the Year, earning that title in 2008 to join Michael Haynes (1976).

DOUBLE TROUBLE: CB DEVIN MCCOURTY

After being selected by the Patriots in the first round of the 2010 NFL Draft, CB Devin McCourty became part of a select group in league history. McCourty's identical twin brother, Jason, is a cornerback with Tennessee, selected in the sixth round of the 2009 NFL Draft. The two are the 12th set of twins to play in the NFL. Devin redshirted for the 2005 season and therefore was a year behind his brother in eligibility. McCourty is the second twin to suit up for the Patriots, after CB Kato Serwanga was a member of the team from 1998-2000. His twin brother, Wasswa, played for San Francisco and Minnesota from 1999-2001. According to McCourty's mother, the two can only be told apart by tiny scars on their faces left by chickenpox. The McCourty twins are one of three active sets of twins playing in the NFL.

Current Twins Playing in the NFL

Devin (NE) and Jason McCourty (TEN)

Pat (ARI) and Paul McQuistan (SEA)

Maurkice (PIT) and Mike Pouncey (MIA)

MCCOURTY REGISTERS SECOND CAREER TWO-INTERCEPTION GAME AT BUFFALO

Devin McCourty had his second career two-interception game in the win at Buffalo on Sept. 30, 2012. He had his first interception of the 2012 season when he picked off a Ryan Fitzpatrick pass at the Buffalo 42-yard line in the first quarter. He picked off his second pass in the fourth quarter. It is McCourty's second career two-interception game. He had his first two-interception game at Detroit on Nov. 25, 2010. The Patriots are 9-0 when McCourty has at least one interception in a game.

MCCOURTY HAS A 104-YARD KICKOFF RETURN FOR A TOUCHDOWN; SECOND LONGEST IN TEAM HISTORY

Devin McCourty had a 104-yard kickoff return for a touchdown in the first quarter vs. the Jets (10/21), the second longest kickoff return in team history. Ellis Hobbs has the longest in team history with a 108-yard return for a touchdown at the New York Jets on Sept. 9, 2007. He was named AFC Special Teams Player of the Week for his performance.

Longest Kickoff return in Patriots History

Ellis Hobbs 108T at New York Jets (09-09-07)

Devin McCourty 104T vs. New York Jets (10-21-12)



DEFENSIVE/SPECIAL TEAMS NOTES

NINKOVICH: WHERE DID HE COME FROM?

Rob Ninkovich's journey to the Patriots was not easy. He entered the league as a fifth-round pick by the Saints in 2006 and was waived four times by New Orleans and Miami before landing in New England on Aug. 2, 2009. He spent the 2009 offseason trying to make the New Orleans team as a long snapper. Before coming to the Patriots, he had appeared in just eight games over three years. He doubled that total in his first year in New England, appearing in 15 games in 2009 and his role on the team has grown since, earning a starting role at linebacker in 2010 and 2011 before moving to a starting role on the defensive line in 2011.



NINKOVICH SCORED AS A TE IN COLLEGE

Ninkovich played some at tight end in college at Purdue and caught two touchdown passes with a 2-yard touchdown pass from Dallas QB Kyle Orton and a 1-yard touchdown pass from former Indianapolis QB Curtis Painter.

NINKOVICH HELPS DEFENSE WALK OFF WITH A WIN VS. THE JETS

Ninkovich and Jermaine Cunningham combined on a 15-yard sack of Mark Sanchez in overtime vs. the Jets (10/21), and Ninkovich forced and recovered a Sanchez fumble on the play, giving the Patriots possession and ending the game with a 29-26 overtime win for New England. any Patriots player within the last 20 years.

NINKOVICH AND SPIKES: BACK-TO-BACK WEEKS WITH TWO FORCED FUMBLES EACH

LB Brandon Spikes forced two fumbles at Buffalo (9/30) and Ninkovich forced two fumbles vs. Denver (10/7) to become one of eight Patriots players to record at least two forced fumbles in a single game.

Most Forced Fumbles in a game/ Patriots History

Player	Points
Mike Vrabel (10/28/07 vs. Washington)	3
Rob Ninkovich (10/07/12 vs. Denver)	2
Brandon Spikes (09/30/12 at Buffalo)	2
Adalius Thomas (12/16/07 vs. NY Jets)	2
Rosevelt Colvin (09/16/07 vs. San Diego)	2
Roman Phifer (11/23/02 vs. Minnesota)	2
Tebucky Jones (12/22/01 vs. Miami)	2
Ferric Collins (10/20/96 at Indianapolis)	2

SPIKES IS A THROWBACK

Spikes, who patterns his style of play after Hall of Fame linebacker Dick Butkus, shared his feelings on modeling his game after old school linebackers. "My thing is, when I'm done with this game, I want the older guys when they watch to say, 'He's playing the position the right way.' It's just a point of respect from me to them." Spikes passion and energy is apparent when he plays the game. Said former Patriots safety Rodney Harrison in a recent interview with the *Boston Herald*: "You can see how much he loves it, how he enjoys being physical. 'He's an intimidator. He's got that fight in him. He's going to hit you and you're going to feel it.'"




SPIKES ON PACE FOR HIGH TACKLE TOTAL

Spikes finished with 16 tackles at the Jets (11/22) and now has had 10 or more tackles in six of the 11 games so far for a total of 109 tackles. He is on pace to finish the season with 159 tackles. With Jerod Mayo at 143 tackles and Spikes at 109, it is the fifth time in the Bill Belichick era that two players have finished with 100 or more tackles.

VINCE WILFORK REGISTERS FIRST CAREER INTERCEPTIONS IN 2011

Vince Wilfork recorded his first career interception when he picked off QB Philip Rivers in the second quarter vs. San Diego (9/18). He had his second interception at Oakland (10/2) to join Anthony Pleasant (2001) as the only other Patriots defensive lineman to ever record two interceptions in the same season. Wilfork is one of four Patriots defensive lineman to ever record two interceptions overall, joining Pleasant, Richard Seymour and Henry Thomas.



WILFORK WEARS HIS HEART ON HIS NECK

Wilfork wears No. 75 over his shoulder pads. Underneath hangs a gold chain locket for those who were number one in his heart: his parents. In 2002, parents David and Barbara Wilfork both passed away within five months of each other, leaving the then University of Miami star without his greatest support system. Wilfork, who lost his father to diabetes, has raised hundreds of thousands of dollars for diabetes-related causes. His annual draft day fundraiser, a bowling event he has held for eight years, is one of the longest running fundraising events held by a pro athlete in New England. For his charity work, Wilfork was awarded the 2010 New England Patriots Ron Burton Community Service Award. While he will always cherish his National Championship and Super Bowl rings, his constant reminder lies closest to his heart, a picture of his late parents at their high school prom. "I carry them with me wherever I go," Wilfork said of his parents' keepsake. "My parents pushed me to be the best I could be. The things I do and my wife does, we do out of the kindness of our heart, and we do it for the community. I never look for anything in return. My teammates are my second family. My kids, my wife, the New England Patriots – that's all I have."

VINCE WILFORK: REASONS FOR PATRIOTS SUCCESS


Patriots Pro Bowl DL Vince Wilfork, who has served as a defensive captain for the Patriots for five straight seasons, says the team's continued success is a result of the entire organization working towards one common goal: "The Patriots are all about team, family and smart football players. They try to get good people here from coaches to guys who work in the front office to guys who put on this uniform. I think everybody has to have one goal in mind, and that's to be together. When you get an organization together that is seeking one goal, you can be pretty successful."

GOSTKOWSKI ON HIGH POINT TOTAL IN 2012

Stephen Gostkowski is second in the NFL in 2012 with 111 total points, behind the 117 by Lawrence Tynes of the New York Giants. He is on paced to finish with 161 points. The Patriots record for most points in a season is 155 by Gino Cappelletti in 1964. Gostkowski's personal best was 148 points in 2008.

NFL Record for Most Points by a Kicker

166	David Akers (San Francisco) in 2011
164	Gary Anderson (Minnesota) in 1998
163	Jeff Wilkins (St. Louis) in 2003



EVEN STEPHEN

Since joining the Patriots as a fourth-round draft choice in 2006, Gostkowski has connected on 83.9 percent of his regular-season field goal attempts (162-for-193), achieving the best field goal percentage in Patriots history.

PATRIOTS ALL-TIME LEADERS / FIELD GOAL PCT. (Minimum 50 Attempts)

Player	Years	FGM	FGA	Pct.
Stephen Gostkowski	2006-12	162	193	.839
Adam Vinatieri	1996-05	263	321	.819
Matt Bahr	1993-95	55	72	.764



SPECIAL TEAMS NOTES

GOSTKOWSKI THIRD IN POINTS

Gostkowski led the AFC and finished third in the NFL with 143 points in 2011. The 143 points are second to the 148 he had in 2008 and the fourth highest in team history. He is third all-time in Patriots history with 823 total points.

Most Points/ Patriots History

Player	Points
Adam Vinatieri (1996-05)	1,158
Gino Cappelletti (1960-70)	1,130
Stephen Gostkowski (2006-12)	823
John Smith (1974-83)	692

GOSTKOWSKI EIGHTH BEST EVER IN FG PCT.

Stephen Gostkowski's 83.9 field goal percentage is the eighth-best among NFL kickers all-time.

Player	Years	FGM	FGA	Pct.
Nate Kaeding	2004-12	180	207	87.0
Mike Vanderjagt	1998-06	230	266	86.5
Rob Bironas	2005-12	209	243	86.0
Robbie Gould	2005-12	207	242	85.5
Shayne Graham	2001-12	234	274	85.4
Phil Dawson	1999-2012	297	353	84.1
Matt Bryant	2002-12	226	269	84.0
Stephen Gostkowski	2006-12	162	193	83.9

GOSTKOWSKI IS FIRST PATRIOTS PLAYER TO KICK TWO 50-YARD FIELD GOALS IN THE SAME GAME

Gostkowski drilled a 51-yard field goal in the third quarter and a 53-yarder in the fourth quarter vs. Arizona on Sept. 16, 2012. The 53-yarder ties a career-long mark. He also had a 53-yarder at Denver on Nov. 11, 2009. It is the first time in Patriots history that a player has connected on two 50-yard field goals in the same game.

GOSTKOWSKI ONE 50-YARD FIELD GOAL AWAY FROM TYING FOR THE FRANCHISE LEAD

Gostkowski is now 7-of-10 from 50 yards or more as member of the Patriots and needs one more 50-yard field goal to tie Adam Vinatieri for most 50-yard field goals in New England history.

Patriots Record for Most 50 Yard Field Goals


Player	Years	FGM	FGA	Pct.
Adam Vinatieri	1996-2005	8	17	47.1
Stephen Gostkowski	2006-12	7	10	70.0
Tony Franklin	1984-87	3	6	50.0

ZOLTAN MESKO: COMING TO AMERICA

P Zoltan Mesko was born in Timisoara, Romania on the Romania-Hungary border. On many occasions in 1989, during the communist revolutions, his family was forced to take cover to avoid gun shots from the armies. Even after the fall of the Berlin Wall, his family lived in poverty. His family left Romania when his father won a United States Permanent Resident Card (green card) in the Diversity Immigrant Visa Lottery in 1997 when Mesko was 11. "I survived a war," he noted. "I was coming from a really low point growing up, with communism and a very adverse economic situation. Coming over here, I'm very grateful for where I am. It happens by luck that I am here," he said. "When my dad applied for the green card lottery, there were 20 million applicants and 55,000 winners. That's a percentage in itself that tells you I am lucky to be here."

MESKO DISCOVERS FOOTBALL

An avid soccer player from his days in Romania, Mesko had a strong leg. It was only when he came to America that he discovered his leg could take him places. In eighth grade, Mesko was playing kickball in the gym when he kicked the ball so high that he broke a light fixture. He was given a choice: pay for the light fixture or play football. The choice was an easy one—Mesko decided to play football. His leg would land him numerous Division I scholarships and admission offers from Ivy League schools. From those, Mesko chose to play football at Michigan.





PATRIOTS REFERENCE NOTES

GIL SANTOS – THE VOICE OF THE PATRIOTS

For most Patriots fans, there has been but one "Voice of the New England Patriots" and it belongs to Gil Santos. Now in his 36th season, Santos has articulated the sights, sounds and all the play-by-play action for 738 games to millions of Patriots fans. Santos is tied with the Philadelphia Eagles' veteran play-by-play announcer, Merrill Reese, as the two most tenured radio broadcasters in the NFL. Santos began calling games for the Boston Patriots at Fenway Park in 1966. He was the voice of the Patriots for the next 14 seasons (1966-79). He returned to the booth in 1991 and has broadcast every Patriots game since then.



TOM BRADY AND WELKER SCORE ON A 99-YARD PASS

Tom Brady connected with Wes Welker on a 99-yard touchdown in the fourth quarter of the 2011 season-opener at Miami (9/12/11). The 99-yard play tied the NFL record for the longest offensive play, which has been accomplished 14 times.

(13) 99-YARD PASS PLAYS

Frank Filchock to Andy Farkas, Wash. vs. Pitt. – Oct. 15, 1939
George Izo to Bobby Mitchell, Wash. vs. Clev. – Sept. 15, 1963
Karl Sweetan to Pat Studstill, Det. vs. Balt. – Oct. 16, 1966
Sonny Jurgensen to Gerry Allen, Wash. vs. Chic. – Sept. 15, 1968
Jim Plunkett to Cliff Branch, LA Raiders vs. Wash. – Oct. 2, 1983
Ron Jaworski to Mike Quick, Phil. vs. Atl. – Nov. 10, 1985
Stan Humphries to Tony Martin, SD. vs. Sea. – Sept. 18, 1994
Brett Favre to Robert Brooks, GB vs. Chic. – Sept. 11, 1995
Trent Green to Marc Boerigter, KC vs. SD. – Dec. 22, 2002
Jeff Garcia to Andre Davis, Clev. vs. Cin. – Oct. 17, 2004
Gus Ferrotte to Bernard Berrian, Minn. vs. Chi. – Nov. 30, 2008
Tom Brady to Wes Welker, NE at Mia. – Sept. 12, 2011
Eli Manning to Victor Cruz, NY Giants at NY Jets – Dec. 24, 2011

(1) 99-YARD RUN PLAY

Tony Dorsett, Dal. vs. Minn. – Jan. 3, 1983

ANNUAL ACHIEVEMENTS

The Patriots won more than half of their games for the 11th straight year with a 13-3 record in 2011. They are the first team to win more than half of their games in 11 straight seasons since free agency began in 1993. The Patriots are the fourth team to win more than half of their games in 11 straight seasons since the 1970 AFL-NFL merger, joining the 49ers (16 straight from 1983-1998), the Cowboys (16 straight from 1970-85) and the Raiders (11 straight from 1970-80).

MOST CONSECUTIVE WINNING SEASONS (since 1970 merger)

San Francisco (1983-98).....	16
Dallas (1970-85).....	16
New England (2001-11).....	11
Oakland (1970-80).....	11

PATRIOTS HAVE THE MOST 9+ WIN SEASONS SINCE 2001

The Patriots are the only team in the NFL to have recorded nine or more wins in each of the last 11 seasons.

MOST SEASONS OF 9+ WINS SINCE 2001

New England	11
Baltimore	9
Pittsburgh	9
Indianapolis	9
Philadelphia	8

PATRIOTS WIN 10+ FOR THE NINTH STRAIGHT YEAR

New England has reached at least 10 regular-season wins for nine consecutive seasons, joining San Francisco (16) and Indianapolis (9) as the only teams to accomplish the feat.

Team	Years	Consecutive Seasons with 10+ Wins
San Francisco	1983-1998	16
New England	2003-present	9
Indianapolis	2002-2010	9

PATRIOTS FORCE TURNS

The Patriots lead the NFL with a +146 turnover margin since the 1994 season. The Patriots are first in the NFL with a +24 turnover margin in 2012.

NFL TURNOVER MARGIN SINCE 1994

Rank	Team	Turnover Margin
1.	New England	+146
2.	Kansas City	+82
3.	Green Bay	+75

PATRIOTS EARNED NUMBER ONE SEED IN AFC PLAYOFF FIELD FOR SECOND STRAIGHT SEASON

The Patriots were the number one seed in the AFC playoff field for the second straight season in 2011. The Patriots have now earned the number one seed four times (2011, 2010, 2007 and 2003) in the past nine seasons. New England is the first team since Philadelphia (2002, 2003 and 2004) to have the top seed in its conference in at least two straight years and is the first AFC team to have the first seed in two straight years since Buffalo in 1990 and 1991.

PATRIOTS SET THE NFL RECORD FOR MOST CONSECUTIVE GAMES AT .500 OR BETTER

The loss to Baltimore on Sept. 23, 2012 ended the Patriots run of 145 consecutive games at .500 or better, the longest such streak in NFL history. Dallas had the second longest streak ever with 115 games at .500 or better (1965-1974). At 1-2, the Patriots were under .500 for the first time since starting the 2003 season with an 0-1 record.

NFL'S BEST ROAD WARRIORS

Since the start of the 2000 season, the Patriots have the best regular-season road record at 67-35 (.657).

TEAM	RECORD	PCT.
New England	67-35	.657
Philadelphia	63-37-1	.629
Indianapolis	61-40	.604
Pittsburgh	59-42	.584

DIVISIONAL DOMINANCE I

The New England Patriots own a 57-15 (.792) record in regular season AFC East games since the beginning of the 2001 season, compiling the best intra-division record of any team in the NFL.

NFL'S TOP DIVISIONAL RECORDS SINCE 2001

Team	W	L	T	Pct.
New England Patriots	57	15	0	.792
Green Bay Packers	50	20	0	.714
Pittsburgh Steelers	51	22	0	.699
Indianapolis Colts	49	22	0	.690

AFC EAST DIVISIONAL RECORDS SINCE 2001

Team	W	L	T	Pct.	Div. Titles	Years
New England	57	15	0	.792	9	2001, 03-07, 09-11
New York Jets	36	37	0	.493	1	2002
Miami	30	41	0	.423	1	2008
Buffalo	22	50	0	.306	0	---

NOTES: The Indianapolis Colts were members of the AFC East in 2001 and compiled a 3-5 divisional record that season. In 2002, the Patriots and Jets both finished with a 9-7 overall record and a 4-2 divisional record, but the Jets claimed the division title by virtue of having a better record against common opponents. In 2008, the Patriots and Dolphins both finished with an 11-5 overall record and a 4-2 divisional record, but Miami qualified for the playoffs due to a better conference record (8-4 to 7-5).

DIVISIONAL DOMINANCE II

The Patriots have the highest winning percentage in division games from November until the end of the season since 2002.

Team	W	L	T	Pct.
New England	29	7	0	.806
Indianapolis	26	9	0	.743
Green Bay	28	10	0	.737
San Diego	25	10	0	.714
Pittsburgh	27	13	0	.675



PATRIOTS REFERENCE NOTES

STRONG IN THE SECOND HALF

Since 2001, the Patriots have done a remarkable job of finishing the season strong, compiling an NFL-best 70-16 (.814) record in games on or after Thanksgiving.

PATRIOTS BEFORE AND AFTER THANKSGIVING SINCE 2001

Season	Pre-Thanksgiving	Post-Thanksgiving	Overall
2001	5-5 (.500)	9-0 (1.000)	14-5*
2002	6-5 (.545)	3-2 (.600)^	9-7
2003	9-2 (.818)	8-0 (1.000)	17-2*
2004	9-1 (.900)	8-1 (.889)	17-2*
2005	6-4 (.600)	5-3 (.625)	11-7*
2006	7-3 (.700)	7-2 (.777)	14-5*
2007	10-0 (1.000)	8-1 (.889)	18-1*
2008	7-4 (.636)	4-1 (.800)	11-5
2009	7-3 (.700)	3-4 (.429)	10-7*
2010	8-2 (.800)	6-1 (.857)^	14-3*
2011	7-3 (.700)	8-1 (.889)	15-4*
2012	7-3 (.700)	1-0 (1.000)^	???^
Totals	88-35 (.715)	69-16 (.814)	150-48

*-Includes playoffs ^Includes games played on Thanksgiving

BEST RECORDS IN GAMES PLAYED ON OR AFTER THANKSGIVING SINCE 2001

(Includes regular-season and playoff games)

Team	W	L	T	Pct.
New England	70	16	0	.814
Pittsburgh	58	25	0	.699
Philadelphia	52	29	0	.642
San Diego	45	27	0	.625
Green Bay	49	30	0	.620

HOME RECORD IN DECEMBER SINCE 2002

With a 20-1 record, the New England Patriots have the best home record in December in the NFL since Gillette Stadium opened in 2002. The Patriots have won 19 straight at home in December. This year the Patriots will play three of their final four regular season games at home.

Team	W	L	T	Pct.
New England	20	1	0	.952
Green Bay	18	4	0	.818
Indianapolis	19	6	0	.760
Denver	13	5	0	.722
Philadelphia	14	6	0	.700

NFL'S TOP DECEMBER RECORD SINCE 2001

The Patriots have an NFL-best 41-5 record in the month of December since the 2001 season, including a 4-0 record in 2011.

Rk	Team	Record
1	New England Patriots	41-5
2	Philadelphia Eagles	35-12
3	Pittsburgh Steelers	34-14
4	Indianapolis Colts	31-17
5	San Diego Chargers	31-18

The Patriots have finished undefeated in December seven times since 2001: (2001 - 4-0), (2003 - 4-0), (2005 - 4-0), (2007 - 5-0), (2008 - 4-0), (2010 - 4-0) and (4-0-2011).

BEST RECORDS IN THE FINAL FOUR GAMES OF THE SEASON SINCE 2006

Team	W	L	T	Pct.
New England	22	2	0	.917
San Diego	22	2	0	.917
Philadelphia	19	5	0	.792
Baltimore	18	6	0	.750

PATRIOTS TIE THE NFL RECORD FOR MOST 30-POINT GAMES IN A SINGLE SEASON IN 2011

The Patriots scored 30 points 12 times in 2011 to tie the NFL record for most 30-point games in a single season. The 2007 Patriots and the 1999 St. Louis Rams also had a dozen 30 point games. The NFL record for most consecutive 30-point games in a single season is eight by the 2007 and 2010 Patriots and the 2000 St. Louis Rams. The Patriots have scored 30 points or more in eight of their first 11 games so far in 2012.

TWO PLAYERS WITH 100 YARDS FOR THE FIFTH TIME IN 2011

The Patriots had five games with two players over 100 yards receiving in 2011.

2011 games with two receivers reaching 100 yards

- Wes Welker (160) and Aaron Hernandez (103) at Miami (9/12/11)
- Welker (217) and Rob Gronkowski (109) at Buffalo (9/25/11)
- Welker (136) and Gronkowski (101) vs. NY Giants (11/6/11)
- Welker (115) and Deion Branch (125) at Philadelphia (11/27/11)
- Gronkowski (108) and Hernandez (138) vs. Buffalo (1/1/12).

The Patriots had back-to-back weeks with two receivers over 100 yards in 2012 - at Baltimore (9/23) - (Wes Welker 142 and Brandon Lloyd 108) and at Buffalo (9/30) - (Welker 129 and Rob Gronkowski 106). The Patriots have had back-to-back games with two receivers reaching 100 yards four times in team history.

NFL'S BEST AT HOME

Since their state-of-the-art facility opened at the beginning of the 2002 season, the Patriots own the NFL's best record at home overall. The Patriots own an overall record of 71-14 (.835) at Gillette Stadium in regular season games and an 80-16 (.833) record including playoffs.

BEST HOME RECORDS SINCE 2002

(including playoffs)

Team	W	L	T	Pct.
New England	80	16	0	.833
Baltimore	67	21	0	.761
Pittsburgh	68	24	1	.737
Indianapolis	70	25	0	.737
Green Bay	61	30	0	.670
Seattle	61	30	0	.670
San Diego	59	31	0	.655
Philadelphia	57	37	0	.606

PATRIOTS ARE SHARP AT GILLETTE

The Patriots concluded a 20-game home winning streak with a 24-20 loss to the New York Giants on Nov. 6, 2011. It was the longest home win streak in team history. The Patriots own an overall record of 71-14 (.835) at Gillette Stadium in regular season games.

The teams with the highest winning percentage at a stadium since 1970 (minimum 25 games):

Team	Stadium	W-L-T	WIN PCT.
New England	Gillette Stadium	71-14	.835
Miami	Orange Bowl	101-22-1	.819
Pittsburgh	Heinz Field	69-23-1	.747
Minnesota	Metropolitan Stadium	64-23-1	.733
LA Rams	Memorial Coliseum	53-20-2	.726

LONGEST HOME WINNING STREAK / PATRIOTS HISTORY (REG. SEASON)

Streak	First Win	Last Win
20	Dec. 12, 2008	Oct. 16, 2011
18	Dec. 29, 2002	Sept. 8, 2005
12	Nov. 26, 2006	Sept. 7, 2008
10	Sept. 18, 1976	Oct. 30, 1977

WHAT'S THE POINT?

During the past 12 seasons, the Patriots defense has always ranked higher in fewest points allowed than in yards allowed except for 2007 when both ranked fourth. The Patriots finished 15th in the NFL on defense by allowing an average of 21.4 points per game in 2011.

	Avg. Points Allowed	Avg. Yds Allowed
2012	22.2 (13)	390.2 (27)
2011	21.4 (15)	411.1 (31)
2010	19.6 (8)	365.5 (25)
2009	17.8 (5)	320.2 (11)
2008	19.3 (8)	309.0 (10)
2007	17.1 (4)	288.3 (4)
2006	14.8 (2)	294.4 (6)
2005	21.1 (17)	330.2 (26)
2004	16.3 (2t)	310.6 (9)
2003	14.9 (1)	291.6 (7)
2002	21.6 (17)	336.1 (23)
2001	17.0 (6)	334.5 (24)
2000	21.1 (17)	334.6 (20)



PATRIOTS CONTINUE SECOND HALF DOMINANCE

Dating back to 2010 the Patriots have a 19-0 record in the second half of the season (games 9-16). New England went 8-0 in their final eight games of 2010 and 2011 and have jumped out to a 3-0 record in the second half of 2012. The last time the Patriots lost a game in the second half of the regular season was in the 2009 regular-season finale, a 34-27 loss at Houston on Jan. 3, 2010. During the streak the Patriots have dominated a number of statistical categories. New England has more than doubled the point total of their opponents, scoring 735 points (38.7 points per game) and allowed just 357 points (18.8 points per game). The Patriots have also forced opponents into 56 turnovers while only turning the ball over five times. Below are some other statistics that reflect New England's second-half of the season dominance:

SINCE 2010

BEST SECOND HALF RECORD

New England	19-0
New Orleans.....	16-3
Baltimore.....	15-4
Atlanta.....	14-5
Green Bay.....	14-5

SECOND HALF GIVEAWAYS

New England	5
San Francisco.....	12
Green Bay.....	19
Baltimore.....	20
Dallas	21

SECOND HALF TAKEAWAYS

New England	56
Green Bay.....	42
New York Giants.....	38
Chicago.....	37
Carolina.....	35

SECOND HALF POINTS SCORED

New England	735
New Orleans.....	594
Green Bay.....	562
Dallas.....	515
Atlanta	505

SECOND HALF POINTS ALLOWED

Pittsburgh.....	240
San Francisco.....	331
Baltimore.....	345
Green Bay.....	352
New England	357

SECOND HALF PASSING TDS

Green Bay.....	53
New Orleans.....	53
New England	50
Dallas.....	39
Detroit	38

SECOND HALF RUSHING TDS

New England	29
Carolina.....	22
Houston.....	22
Philadelphia.....	21
Seattle.....	21

SECOND HALF RECEIVING YARDS

New Orleans.....	5,855
Detroit.....	5,819
New England	5,641
Green Bay.....	5,570
Atlanta.....	5,248



PATRIOTS KEY CONTRIBUTORS

OFFENSE

WR Wes Welker (TR-MIA, '07)

Welker is currently second in the AFC and fourth in the NFL with 80 receptions ... Welker's 961 receiving yards are the eighth most in the NFL ... Welker hauled in 7 passes during the team's Week 12 win vs. the Jets, and has now extended his streak to 105 consecutive regular season games with at least one reception, including his time with the Miami Dolphins. He is one of 39 NFL players to have a streak of at least 100 games with one reception ... Welker has 80 receptions through 10 games this season and is on pace to total 116 catches in 2012. If Welker reaches the triple-digit reception plateau in 2012, he will become the first player in NFL history with five 100-catch seasons.

Welker vs. Miami (Regular Season)

G	Rec	Yds	Avg	LG	TD
9	75	981	13.1	99t	4

LT Nate Solder (D1, '11)

Moved to left tackle at the beginning of the 2012 season and has started every game since ... Appeared in 16 games in 2011, making 13 starts – 11 at right tackle and two as a tackle-eligible tight end ... Started two postseason games at right tackle and started Super Bowl XLVI as a tackle eligible tight end.

This is Solder's third game vs. the Dolphins

LG Logan Mankins (D2, '05)

An eight-year mainstay at guard and four-time Pro Bowler who has started all 110 regular-season games and all 13 postseason games in which he has appeared since joining the Patriots in 2005.

This is Mankins' 14th game vs. the Dolphins

OL Dan Connolly (FA-'07)

Has started every game in which he has appeared this season at right guard ... Took over as starting center after season-ending leg injury to Dan Koppen in the 2011 opener ... Played in 13 games with 11 starts last year ... Started at center for all three postseason games, including Super Bowl XLVI against the N.Y. Giants (2/5).

This is Connolly's sixth regular season game vs. the Dolphins

OL Marcus Cannon (D5a, '11)

Cannon made his first NFL start in Week 12 when he lined up at right tackle in place of an inactive Sebastian Vollmer ... Has seen time as a key reserve on the offensive line in 2012.

This is Cannon's second game vs. the Dolphins

RT Sebastian Vollmer (D2d, '09)

Has started all but one game in 2012 at right tackle and has rebounded strong from an injury-plagued 2011 in which he was inactive for 10 regular season and two playoff games ... Despite being limited to six games in 2011, returned to start at right tackle in Super Bowl XLVI vs. the N.Y. Giants (2/5).

This is Vollmer's fourth game vs. the Dolphins

OL RYAN WENDELL (FA-'08)

Has started at center in every game of the 2012 season ... After spending his rookie season and most of the 2009 season on the practice squad, Ryan Wendell had been a key reserve on the offensive line, seeing starting assignments at center and both guard positions before earning the starting center position ... Also plays on special teams units.

This is Wendell's third game vs. the Dolphins



TE Rob Gronkowski (D2a, '10)

Gronkowski caught two touchdown passes against Indianapolis in Week 11 to push his season total to 10 touchdowns. He is the first tight end in NFL history to have three straight 10-plus touchdown seasons (10 touchdowns in 2010, 18 in 2011, 10 in 2012). Gronkowski and Antonio Gates (13 in 2004 and 10 in 2005) are the only tight ends to have back-to-back 10-plus touchdown seasons ... Gronkowski joins Randy Moss (2007, 2008 and 2009) and Corey Dillon (2004, 2005, 2006) as the only Patriots with three straight 10-plus touchdown seasons and three seasons with 10 or more scores overall.

TE Aaron Hernandez (D4, '10)

Hernandez returned from injury in Week 12 and tallied two receptions for 36 yards in the team's win over the Jets ... Hernandez's 45 receptions in 2010 set a franchise record for most receptions by a rookie tight end, passing Greg Baty's previous rookie tight end record of 37 receptions in 1986.

Hernandez vs. Miami (Regular Season)

G	Rec	Yds	Avg	LG	TD
3	16	168	10.5	30	1



WR Brandon Lloyd (UFA-STL, '12)

Lloyd had two touchdown receptions in the team's Week 8 win over the Rams. It was the first time he has had a two touchdown game with the Patriots and the fifth time in his career that he has scored at least two touchdowns in a game.

QB Tom Brady (D6, '00)

Brady (43,278) moved past Dan Fouts (43,040) into 10th place on the NFL's all-time passing list during the team's Week 12 win over the Jets. Brady (3,299) also went over 3,000 passing yards on the season for the 10th time in his career and is one of six NFL players with at least 10 3,000-yard seasons ... Brady has now thrown at least one touchdown pass in 43 straight regular season games following a 3-yard touchdown pass to WR Wes Welker in the second quarter of the team's Week 12 win over the Jets. It is the third longest streak, behind Drew Brees (54, current) and Johnny Unitas (47, 1956-60) ... Brady has now thrown 189 straight passes without an interception and has totaled just three interceptions through 11 games this season. The last time Brady threw an interception was more than a month ago – in the fourth quarter of the Patriots' game at Seattle on Oct. 14.

Brady vs. Miami (Regular Season)

G	Att	Com	Pct.	Yds	TD	INT	LG
20	587	353	60.1	4,304	36	17	99t

RB Stevan Ridley (D3a, '11)

Ridley scored his eighth touchdown of the season on a 9-yard run in the fourth quarter of the team's Week 12 win vs. the Jets and is on pace to finish with 12 touchdowns this season. Ridley's eight rushing touchdowns are tied for the third most in the NFL ... Ridley is on pace to total 1,368 rushing yards, which would give him the 15th 1,000-yard rushing season in Patriots history and make him the 12th Patriots' player to reach 1,000 yards rushing. Ridley is currently ranked third in the AFC and seventh in the NFL with 939 rushing yards ... Ridley's 63 first downs are the second most in the NFL.

RB Danny Woodhead (FA-'10)

Woodhead scored twice in the team's Week 10 win vs. Buffalo with a 15-yard rushing touchdown in the second quarter and an 18-yard reception in the third quarter. The performance was the first two-touchdown game of Woodhead's career.

PATRIOTS KEY CONTRIBUTORS

DEFENSE

DE Chandler Jones (D1a, '12)

Jones was named the NFL Defensive Rookie of the Month for September and his 6.0 sacks are tied with Rob Ninkovich for the team lead ... If Jones reaches 10 sacks for the year he will become the 15th player in Patriots history to record a 10-sack season ... Jones has also forced three fumbles on sacks in 2012.

DT Vince Wilfork (D1, '04)

Has started on the Patriots defensive line in every game of the 2012 season ... Wilfork has played in 133 games with 123 starts over eight-plus seasons with the Patriots (2004-12) ... The Patriots own a 103-30 (.774) record in Wilfork's 133 career regular-season games.

DT Kyle Love (FA-'10)

Has started on the Patriots defensive line in every game of the 2012 season ... Finished the 2011 season with 4.0 sacks for 14 yards, 55 tackles and a fumble recovery ... Started all three postseason games in 2011 and finished with nine tackles and a pass defended ... Originally joined the team as a rookie free agent in 2010.

DL Rob Ninkovich (FA-'09)

Ninkovich's 6.0 sacks are tied for the most on the team with rookie DE Chandler Jones ... Ninkovich's has also registered three strip-sacks this season ... Ninkovich had a career-high with 6.5 sacks in 2011.

LB Jerod Mayo (D1, '08)

Mayo had his fifth straight 10-plus tackle game for a new career high after finishing with 15 against the Jets in Week 12. It was his ninth 10-tackle game of the 2012 season ... After 11 games Mayo leads the team with 143 tackles and is on pace to finish the season with 208 total tackles and become the third New England player to reach 200 tackles in a single season.



LB Brandon Spikes (D2c, '10)

Spikes went over 100 tackles after finishing with 16 against the Jets in Week 12 and now has 109 for the year. Spikes is on pace to finish the season with 159 tackles ... Spikes' five forced fumbles are tied for the most on the team with Rob Ninkovich.

LB Dont'a Hightower (D1b, '12)

Has made eight starts at LB during his rookie season ... Hightower recorded his third NFL sack in Week 12 when he dropped Jets QB Mark Sanchez in the first quarter.

CB Aqib Talib (TR-TB, '12)

Talib was acquired by the Patriots from Tampa Bay in a trade on Nov. 1, 2012 along with a 2013 seventh-round draft selection in exchange for a 2013 fourth round draft selection ... Intercepted Colts quarterback Andrew Luck in his first game with the Patriots and returned the ball 59 yards for a touchdown.

CB Alfonso Dennard (D7a, '12)

Dennard has started four games in the secondary and has tallied three interceptions and a forced fumble ... Dennard returned an Andrew Luck interception 87 yards for a touchdown in the team's Week 11 win over the Colts.



S Steve Gregory (UFA-SD, '12)

Gregory intercepted his second pass of the season when he picked off QB Mark Sanchez in the first quarter of the team's Week 12 win over the New York Jets. His two interceptions this season match his career season-high mark. Gregory also scored his second NFL touchdown when he returned a Sanchez fumble 32 yards for a touchdown in the second quarter. Gregory also forced a fumble in the third quarter to cap off his career day.

S Devin McCourty (D1, '10)

McCourty started the first six games of the season at cornerback before moving over to safety in Week 7. McCourty has since started every game at safety and has tallied an interception and a forced fumble in his new role ... In the Patriots' Week 12 win over the Jets, McCourty forced a fumble on a kickoff return which was returned for a touchdown by Julian Edelman for a touchdown ... McCourty was named the AFC Special Teams Player of the Week following his 104-yard kickoff return for a touchdown in the first quarter of the team's Week 7 win vs. the Jets. The return was the second longest in team history behind Ellis Hobbs' 108-yard return against the Jets on Sept. 9, 2007.



SECOND WINNINGEST PRO SPORTS TEAM SINCE 1994

PATRIOTS ARE SECOND WINNINGEST PRO SPORTS FRANCHISE SINCE 1994

Since the 1994 season, the Patriots have won 67.2 percent of their regular season games (201-98), compiling the second-highest winning percentage in major American professional sports over that period. Since 1994, there have been 143 franchises that have fielded teams in the five major American sports leagues (NFL, MLB, NBA, NHL and MLS).

HIGHEST WINNING PERCENTAGE IN MAJOR AMERICAN PROFESSIONAL SPORTS, 1994-PRESENT

(Regular Season – Includes National Football League, Major League Baseball, National Basketball Association, National Hockey League and Major League Soccer)

Records updated through games of November 26, 2012

Rk	Team	Lg	W	L	T/OTL	Pct.
1	San Antonio Spurs	NBA	983	459	0	0.682
2	New England Patriots	NFL	201	98	0	0.672
3	Detroit Red Wings	NHL	816	359	185	0.668
4	Los Angeles Lakers	NBA	941	501	0	0.653
5	Green Bay Packers	NFL	192	107	0	0.642
6	Pittsburgh Steelers	NFL	190	108	1	0.637
7	New Jersey Devils	NHL	748	438	174	0.614
8	Utah Jazz	NBA	875	568	0	0.606
9	Seattle Sounders FC	MLS	59	32	37	0.605
10	New York Yankees	MLB	1801	1206	0	0.599
11	Indianapolis Colts	NFL	179	120	0	0.599
12	Dallas Stars	NHL	710	458	192	0.593
13	Philadelphia Flyers	NHL	689	448	210	0.589
14	Phoenix Suns	NBA	847	595	0	0.587
15	Colorado Avalanche/Quebec Nordiques	NHL	707	475	178	0.585
16	Denver Broncos	NFL	173	126	0	0.579
17	Dallas Mavericks	NBA	830	612	0	0.576
18	Atlanta Braves	MLB	1730	1280	0	0.575
19	Los Angeles Galaxy	MLS	249	181	96	0.565
20	Baltimore Ravens	NFL	149	117	1	0.560
21	Orlando Magic	NBA	803	638	0	0.557
22	Houston Dynamo	MLS	87	62	71	0.557
23	Vancouver Canucks	NHL	658	504	198	0.557
24	Miami Heat	NBA	802	639	0	0.557
25	San Jose Sharks	NHL	660	508	192	0.556
26	Philadelphia Eagles	NFL	165	132	1	0.555
27	St. Louis Blues	NHL	651	501	207	0.555
28	Buffalo Sabres	NHL	660	513	187	0.554
29	Oklahoma City/Seattle Thunder	NBA	799	644	0	0.554
30	Boston Bruins	NHL	643	503	214	0.551
31	Boston Red Sox	MLB	1657	1355	0	0.550
32	Ottawa Senators	NHL	655	520	185	0.550
33	Chicago Fire	MLS	202	157	104	0.549
34	Indiana Pacers	NBA	791	651	0	0.549
35	Houston Rockets	NBA	789	652	0	0.548
36	Pittsburgh Penguins	NHL	658	529	172	0.547
37	Washington Capitals	NHL	642	529	188	0.542
38	Detroit Pistons	NBA	777	666	0	0.538
39	Nashville Predators	NHL	503	424	139	0.537
40	San Francisco 49ers	NFL	160	138	1	0.537
41	Portland TrailBlazers	NBA	774	668	0	0.537
42	St. Louis Cardinals	MLB	1611	1398	0	0.535
43	Minnesota Vikings	NFL	160	139	0	0.535
44	New York Giants	NFL	159	139	1	0.533
45	Dallas Cowboys	NFL	159	140	0	0.532
46	Toronto Maple Leafs	NHL	627	548	185	0.529
47	Los Angeles/Anaheim/CA Angels	MLB	1589	1424	0	0.527
48	Los Angeles Dodgers	MLB	1584	1427	0	0.526
49	San Francisco Giants	MLB	1582	1429	0	0.525
50	New Orleans/Charlotte Hornets	NBA	757	684	0	0.525

NOTES: This analysis uses NFL rules when calculating winning percentage, counting ties as a half-win and a half-loss. For NHL teams, overtime losses (OTL) and ties from 2001-2004 (the NHL abolished ties in 2005-2006 and instituted a shootout system) are counted as ties when calculating winning percentage.

HIGHEST WINNING PERCENTAGE AMONG BOSTON-AREA MAJOR PROFESSIONAL SPORTS TEAMS, 1994-PRESENT

(Rankings listed below are each team's overall ranking among the 143 major American pro sports teams)

Records updated through games of November 26, 2012

Rank	Team	Lg.	W	L	T/OTL	Pct.
2	New England Patriots	NFL	201	98	0	0.672
30	Boston Bruins	NHL	643	503	214	0.551
31	Boston Red Sox	MLB	1657	1355	0	0.550
78	Boston Celtics	NBA	721	721	0	0.500
107	New England Revolution	MLS	194	231	102	0.465



THE TEAM OF THE DECADE

When Robert Kraft purchased the New England Patriots in 1994, few would have thought that 17 years later the franchise would be the undisputed team of the decade in the first decade of the new millennium. Kraft brought a winning vision to the organization and dedicated his resources to building a consistent winner. On Jan. 27, 2000, Kraft hired Bill Belichick to coach the team, and three months later the team drafted then-unheralded quarterback Tom Brady, putting the final pieces in place for the Patriots to become the most successful NFL team of the 2000s. Below is a look at the accomplishments of the Patriots during the first decade of the new millennium that earned the Patriots the "Team of the Decade" moniker.

THE PATRIOTS' UNMATCHED NFL SUCCESS FROM 2000-2009

Super Bowl Titles

New England	3
Pittsburgh.....	2
Baltimore.....	1
Indianapolis.....	1
New Orleans.....	1
N.Y. Giants.....	1
Tampa Bay.....	1

Conference Titles

New England	4
Indianapolis.....	2
N.Y. Giants.....	2
Pittsburgh.....	2
10 Teams	1

Division Titles

New England	7
Indianapolis.....	6
Philadelphia.....	5
Pittsburgh.....	5
San Diego.....	5

Note: The Patriots also finished tied for the division lead twice during the 2000s but lost the division title on tiebreakers in 2002 and 2008.

Playoff Wins

New England	14
Philadelphia.....	10
Pittsburgh.....	10
Indianapolis.....	9
Baltimore.....	8

Playoff Winning Percentage

Team	W	L	Pct.
New England	14	4	.777
New Orleans	5	2	.714
Pittsburgh	10	4	.714
Arizona	4	2	.667
Carolina	5	3	.625
Baltimore	8	5	.615

Playoff Games Played

New England	18
Philadelphia.....	18
Indianapolis.....	17
Pittsburgh.....	14
Baltimore.....	13
N.Y. Giants.....	11

Overall Wins

(Includes Regular Season and Playoffs)

New England	126
Indianapolis.....	124
Pittsburgh.....	113
Philadelphia.....	113
Baltimore.....	100

Overall Winning Percentage

(Includes Regular Season and Playoffs)

Team	W	L	T	Pct.
New England	126	52	0	.708
Indianapolis	124	53	0	.701
Pittsburgh	113	60	1	.652
Philadelphia	113	64	1	.638
Green Bay	98	71	0	.580

Most Victories in a Season (Inc. Playoffs), 2000-09

Team	Year	W
New England	2007	18
New England	2003	17
New England	2004	17
Baltimore	2000	16
St. Louis	2001	16
Pittsburgh	2004	16
Indianapolis	2006	16
Indianapolis	2009	16
New Orleans	2009	16

Most Victories in a Single Regular Season, 2000-09

Team	Year	W
New England	2007	16
Pittsburgh	2004	15
New England	2003	14
New England	2004	14
Indianapolis	2005	14
Indianapolis	2009	14
St. Louis	2001	14

Playoff Games Hosted

New England	9
Philadelphia	9
Pittsburgh.....	8
Indianapolis.....	8

Major Sports League Titles, 2000-09

Los Angeles Lakers	NBA	4
New England Patriots	NFL	3
San Antonio Spurs	NBA	3
Boston Red Sox	MLB	2
Detroit Red Wings	NHL	2
Houston Dynamo	MLS	2
Los Angeles Galaxy	MLS	2
New Jersey Devils	NHL	2
New York Yankees	MLB	2
Pittsburgh Steelers	NFL	2
San Jose Earthquakes	MLS	2

Major Sports Conference Titles, 2000-09

Los Angeles Lakers	NBA	6
New England Patriots	NFL	4
New England Revolution	MLS	4
Los Angeles Galaxy	MLS	4
New York Yankees	MLB	4
Detroit Red Wings	NHL	3
New Jersey Devils	NHL	3
San Antonio Spurs	NBA	3

Seasons of NFL Playoff Advancement

Philadelphia	7
New England	6
Pittsburgh.....	5
Baltimore.....	4
Indianapolis.....	4
Green Bay	3
Oakland.....	3
Seattle	3
New Orleans.....	3



PATRIOTS FOOTBALL NETWORK

The **Patriots Football Network** (PFN) is the full portfolio of media offerings from the three-time Super Bowl Champion New England Patriots. PFN provides Patriots content produced both in-house and with media partners spanning print, television, radio and the Internet.

PATRIOTS ALL ACCESS

T Emmy-Award winning Patriots All Access airs weekly throughout the season on WBZ, Channel 4 in Boston and regional affiliates. Patriots All Access features exclusive, behind-the-scenes access and in-depth weekly features on Patriots players and personnel. Hosted by WBZ's Steve Burton, the show features weekly sit-downs with Coach Bill Belichick, including the popular "Belestrator" segment where the coach breaks down upcoming opponents. Fridays at 7:00 p.m. and Sundays at 9:00 a.m. on **TV 38 in Boston; WNAC-TV in Providence**; Saturdays at 12:05 a.m. on **WMUR-TV in Manchester, N.H.** Saturdays at 5:00 a.m. on **WMTW-TV in Portland, Maine**; Saturdays at 5:00 p.m. on **WCTX-TV in Hartford, Conn.** Saturdays at 7:00 p.m. on **WFXQ-TV in Springfield, Mass.**; Sundays at 11:00 a.m. on **WVII-TV in Bangor, Maine**



TOTALLY PATRIOTS



Totally Patriots is a unique, one of a kind Patriots show aimed for the next generation of Patriots fans. This weekly, youth oriented football show allows school aged fans unprecedented access to their favorite players, enabling them to ask questions in a relaxed, informal setting. It airs on TV-38 on Saturday at morning 10 a.m.

PATRIOTS TODAY AND PATRIOTS THIS WEEK

PATRIOTS TODAY: Available daily at Patriots.com and on Verizon Fios on Demand, as well as on Verizon wireless' VCAST.

PATRIOTS THIS WEEK: Fridays 9:30 p.m. on Comcast Sports Net.

Patriots Today gives fans a daily, in-depth look at the club that is unmatched by any other outlet. The show is hosted by Jackie Brittain with daily reports from Brian Lowe and twice-weekly analysis from PFW's Paul Perillo. This daily Webcast is dedicated exclusively to the Patriots and provides daily features, reports and commentary that will satisfy every fan's daily Patriots fix. Every Friday at 10:30 a.m. on Comcast Sports Net, Jackie Brittain will bring you *Patriots This Week*, providing a thorough recap of each week's developments.

PATRIOTS.COM NEWS

Patriots.com features daily updates and exclusive content from the writers of *Patriots Football Weekly*, offering everything from breaking news to player features and the popular "Ask PFW" postings.

VIDEO

The first professional sports team website to offer streaming video provides Patriots fans with a variety of exclusive video content. Visitors can choose their channel and watch exclusive video from news to cheerleaders. Patriots.com also features video of every Patriots press conference, including postgame press conferences and Coach Belichick's weekday media updates.

AUDIO

Patriots Web Radio programming is available exclusively on Patriots.com beginning at noon each day, Monday through Friday. Kicking off the programming lineup is PFW In Progress, a daily online program that features candid commentary from the writers of *Patriots Football Weekly*. Following PFW In Progress is Patriots Playbook, hosted by John Rooke, featuring items from around the NFL. And new in 2012 is the addition of three shows from FootballNation.com including Kerry Byrne and his Cold Hard Patriots.com also offers streaming audio of every Patriots press conference, as well as archives of Patriots.com Radio shows and exclusive podcasts.

PATRIOTS MONDAY ON WEEI

WEEI Sports Radio broadcasts Patriots Monday each week, offering fans unique insight and analysis from Coach Belichick and Tom Brady in addition to other Patriots players. WEEI will broadcast Patriots Monday live from Gillette Stadium each Monday, kicking off with Dennis & Callahan at 6:00 a.m.

PATRIOTS FRIDAY ON WEEI

WEEI Sports Radio broadcasts Patriots Friday each week, offering fans a look ahead at the weekend's game, match ups and rivalries. Various Patriots players will be featured on air. WEEI will broadcast Patriots Fridays each week throughout the season, kicking off with Dennis & Callahan at 6:00 a.m., followed by Mutt and Merloni at 10:00 a.m. and The Big Show with Glenn Ordway and Michael Holley from 2:00 to 6:00 p.m.

98.5 THE SPORTS HUB PATRIOTS RADIO NETWORK

A new era in Patriots Radio history began in 2009, with the move of the game broadcasts to 98.5 FM, Boston's Sports Hub. The transition to Boston's new all-sports radio station insures that Patriots fans will continue to hear every kick, block and tackle in stereo, and without static, in crystal-clear FM quality. Fans all over New England will be able to listen in to any of 40 stations on the Safety Insurance 98.5 The Sports Hub Patriots Radio Network, starting with Patriots Preview three hours before kickoff, and capped off with Patriots Postgame for three hours after the final gun.

FLAGSHIP STATION 98.5 FM Boston's Sports Hub

MASSACHUSETTS			NEW HAMPSHIRE		
WAQY	Springfield	102.1 FM	WTPL	Concord	107.7 FM
WBEC	Pittsfield	1420 AM	WSAK	Hampton	102.1 FM
WPKZ	Fitchburg	1280 AM	WLKZ	Laconia	104.9 FM
WNAW	N. Adams	1230 AM	WKNE	Keene	99.1 FM
WBSM	New Bedford	1420 AM	WSHK	Portsmouth	105.3 FM
WPVQ	Greenfield	95.3 FM	WGHI	Nashua	1590 AM
WSAR	Fall River	1480 AM	WPKQ	N. Conway	103.7 FM
WWFX	Worcester	100.1 FM	WGAM	Manchester	1250 AM
WXTK	Hyannis	95.1 FM			

MAINE		
WEBB	Augusta	98.5 FM
WWMJ	Bangor	95.7 FM
WBLM	Portland	102.9 FM
WEGP	Presque Isle	1390 AM

CONNECTICUT		
WCCC	Hartford	106.9 FM
WGCH	Greenwich	1490 AM
WINY	Putnam	1350 AM
WMOS	New London	102.3 FM

RHODE ISLAND		
WPRO	Providence	630 AM
WEAN	Providence	99.7 FM

NEBRASKA		
KRNP	Sutherland	100.7 FM

NEW YORK		
WUSP	Utica	95.5 FM
WUSP	Utica	1550 AM
WARD	Utica	1480 AM

VERMONT		
WBTN	Bennington	1370 AM
WORK	Barre	107.1 FM
WKVT	Brattleboro	92.7 FM
WCPV	Burlington	101.3 FM
WEXP	Rutland	101.5 FM
WMOO	Derby Center	92.1 FM
WSTJ	St Johnsbury	1340 AM
WMXR	Woodstock	93.9 FM



2012 OFFENSIVE STATISTICS

WON 8, LOST 3

09/09 W 34-13	at Tennessee	69,143
09/16 L 18-20	Arizona	68,756
09/23 L 30-31	at Baltimore	71,269
09/30 W 52-28	at Buffalo	70,684
10/07 W 31-21	Denver	68,756
10/14 L 23-24	at Seattle	68,137
10/21 W 29-26 OT	New York Jets	68,752
10/28 W 45- 7	at St. Louis	84,004
11/11 W 37-31	Buffalo	68,756
11/18 W 59-24	Indianapolis	68,756
11/22 W 49-19	at New York Jets	79,088
12/02	at Miami	
12/10	Houston	
12/16	San Francisco	
12/23	at Jacksonville	
12/30	Miami	

	N.E.	Opp.
TOTAL FIRST DOWNS	309	249
Rushing	109	68
Passing	175	155
Penalty	25	26
3rd Down: Made/Att	83/156	61/136
3rd Down Pct.	53.2	44.9
4th Down: Made/Att	1/3	6/14
4th Down Pct.	33.3	42.9
POSSESSION AVG.	30:22	29:38
TOTAL NET YARDS	4794	4292
Avg. Per Game	435.8	390.2
Total Plays	808	725
Avg. Per Play	5.9	5.9
NET YARDS RUSHING	1581	1109
Avg. Per Game	143.7	100.8
Total Rushes	369	284
NET YARDS PASSING	3213	3183
Avg. Per Game	292.1	289.4
Sacked/Yards Lost	15/103	23/135
Gross Yards	3316	3318
Att./Completions	424/275	418/272
Completion Pct.	64.9	65.1
Had Intercepted	3	14
PUNTS/AVERAGE	38/41.3	41/49.1
NET PUNTING AVG.	38/37.1	41/39.2
PENALTIES/YARDS	67/574	73/627
FUMBLES/BALL LOST	9/5	29/18
TOUCHDOWNS	49	29
Rushing	18	7
Passing	24	22
Returns	7	0

* SCORE BY PERIODS	Q1	Q2	Q3	Q4	OT	PTS
TEAM	82	133	86	103	3	407
OPPONENTS	47	61	54	82	0	244

* SCORING	TD-Ru	Pa	Rt	K-PAT	FG	S	PTS
Gostkowski	0	0	0	0	48/48	21/26	0 111
Gronkowski	10	0	10	0			0 60
Ridley	8	8	0	0			0 48
Edelman	5	0	3	2			0 30
Vereen	4	3	1	0			0 24
Woodhead	4	2	2	0			0 24
Brady	3	3	0	0			0 18
Lloyd	3	0	3	0			0 18
Welker	3	0	3	0			0 18
Bolden	2	2	0	0			0 12
Hernandez	2	0	2	0			0 12
Dennard	1	0	0	1			0 6
Gregory	1	0	0	1			0 6
Hightower	1	0	0	1			0 6
McCourty	1	0	0	1			0 6
Talib LG	1	0	0	1			0 6
Talib TM	1	0	0	1			0 6
TEAM	49	18	24	7	48/48	21/26	1 407
OPPONENTS	29	7	22	0	29/29	13/14	1 244

2-Pt Conv: TM 0-1, OPP 0-0
SACKS: Jones 6, Ninkovich 6, Hightower 3, Cunningham 2.5, Mayo 2, Love 1.5, Spikes 1, Wilfork 1, TM 23, OPP 15
FUM/LOST: Brady 2/0, Ridley 2/1, Welker 2/1, Edelman 1/1, Gronkowski 1/1, McCourty 1/1

* PASSING	Att	Cmp	Yds	Cmp%	Yds/Att	TD	TD%	Int	Int%	Long	Sack/Lost	Rating
Brady	421	274	3299	65.1	7.84	24	5.7	3	0.7	83t	15/ 103	105.0
Mallett	3	1	17	33.3	5.67	0	0.0	0	0.0	17	0/ 0	53.5
TEAM	424	275	3316	64.9	7.82	24	5.7	3	0.7	83t	15/ 103	104.6
OPPONENTS	418	272	3318	65.1	7.94	22	5.3	14	3.3	68t	23/ 135	93.0

* RUSHING	No.	Yds	Avg	Long	TD
Ridley	206	939	4.6	41	8
Bolden	43	234	5.4	27	2
Woodhead	51	187	3.7	19	2
Vereen	43	159	3.7	16	3
Edelman	4	45	11.3	47	0
Brady	15	16	1.1	7	3
Hernandez	1	5	5.0	5	0
Hilliard TM	1	2	2.0	2	0
Mallett	5	-6	-1.2	-1	0
TEAM	369	1581	4.3	47	18
OPPONENTS	284	1109	3.9	20	7

* RECEIVING	No.	Yds	Avg	Long	TD
Welker	80	961	12.0	59	3
Gronkowski	53	748	14.1	41	10
Lloyd	49	551	11.2	27	3
Woodhead	24	257	10.7	25	2
Edelman	20	222	11.1	56t	3
Hernandez	19	179	9.4	28	2
Branch	9	80	8.9	25	0
Vereen	7	145	20.7	83t	1
Ridley	6	51	8.5	20	0
Fells	3	77	25.7	35	0
Hoomanawanui	2	22	11.0	18	0
Bolden	2	11	5.5	11	0
Winslow	1	12	12.0	12	0
TEAM	275	3316	12.1	83t	24
OPPONENTS	272	3318	12.2	68t	22

* INTERCEPTIONS	No.	Yds	Avg	Long	TD
Wilson	4	87	21.8	45	0
Dennard	3	95	31.7	87t	1
McCourty	3	34	11.3	34	0
Talib LG	2	59	29.5	59t	1
Talib TM	1	59	59.0	59t	1
Gregory	2	37	18.5	36	0
Mayo	1	0	0.0	0	0
TEAM	14	312	22.3	87t	2
OPPONENTS	3	23	7.7	23	0

* PUNTING	No.	Yds	Avg	Net	TB	In	Lg	B
Mesko	37	1569	42.4	37.1	4	20	62	1
TEAM	38	1569	41.3	37.1	4	20	62	1
OPPONENTS	41	2013	49.1	39.2	3	12	66	0

* PUNT RETURNS	Ret	FC	Yds	Avg	Long	TD
Edelman	15	1	238	15.9	68t	1
Welker	9	4	108	12.0	27	0
TEAM	24	5	346	14.4	68t	1
OPPONENTS	11	13	81	7.4	25	0

* KICKOFF RETURNS	No.	Yds	Avg	Long	TD
McCourty	21	518	24.7	104t	1
Edelman	3	38	12.7	32	0
Welker	2	26	13.0	17	0
Woodhead	2	43	21.5	23	0
Gronkowski	1	0	0.0	0	0
Slater	1	19	19.0	19	0
TEAM	30	644	21.5	104t	1
OPPONENTS	43	880	20.5	41	0

* FIELD GOALS	1-19	20-29	30-39	40-49	50+
Gostkowski	0/ 0	6/ 6	7/ 9	6/ 9	2/ 2
TEAM	0/ 0	6/ 6	7/ 9	6/ 9	2/ 2
OPPONENTS	0/ 0	4/ 4	3/ 3	5/ 5	1/ 2
Gostkowski: (25G,31G) (46G,34G,51G,53G,42N) (37G, 49G,20G) (49N,42N,30G) (23G) (25G,35G,35G) (43G,48G) (26G) (43G,48G,27G) (36N,31G) (39N)					
OPP: (28G,24G) (38G,47G) (27G) () () (34G) (54G,21G, 43G,43G) () (41G) (47G,58N) (32G)					

* PASSING	Att	Cmp	Yds	Cmp%	Yds/Att	TD	TD%	Int	Int%	Long	Sack/Lost	Rating
Brady	421	274	3299	65.1	7.84	24	5.7	3	0.7	83t	15/ 103	105.0
Mallett	3	1	17	33.3	5.67	0	0.0	0	0.0	17	0/ 0	53.5
TEAM	424	275	3316	64.9	7.82	24	5.7	3	0.7	83t	15/ 103	104.6
OPPONENTS	418	272	3318	65.1	7.94	22	5.3	14	3.3	68t	23/ 135	93.0



2012 DEFENSIVE STATISTICS

Tackle Statistics based on Coaches Film Review

PLAYER Name	TACKLES			SACKS			INTERCEPTIONS				FUMBLES				SP. TEAMS				
	TT	UT	A	S	Yds	QH	Int	Yds	TD	PD	FF	FR	Yds	TD	TT	UT	A	FF	FR
Jerod Mayo	143	89	54	2.0	16.0	2	1	0	0	2	3	1	0	0	0	0	0	0	0
Brandon Spikes	109	70	39	1.0	2.0	5	0	0	0	5	5	0	0	0	0	0	0	0	0
Devin McCourty	65	47	18	0.0	0.0	0	3	34	0	11	1	0	0	0	2	2	0	1	0
Dont'a Hightower	45	31	14	3.0	16.0	5	0	0	0	1	0	1	6	1	0	0	0	0	0
Kyle Arrington	45	35	10	0.0	0.0	0	0	0	0	8	0	1	0	0	4	4	0	0	0
Rob Ninkovich	44	36	8	6.0	33.5	9	0	0	0	1	5	4	0	0	0	0	0	0	0
Chandler Jones	39	18	21	6.0	33.0	11	0	0	0	2	3	0	0	0	0	0	0	0	0
Patrick Chung	39	22	17	0.0	0.0	0	0	0	0	2	0	0	0	0	1	0	1	0	0
Vince Wilfork	39	26	13	1.0	10.0	2	0	0	0	5	1	3	0	0	0	0	0	0	0
Tavon Wilson	38	26	12	0.0	0.0	0	4	87	0	6	0	2	0	0	5	3	2	0	0
Steve Gregory	35	22	13	0.0	0.0	0	2	37	0	3	1	2	32	1	0	0	0	0	0
Kyle Love	31	17	14	1.5	4.0	1	0	0	0	0	0	0	0	0	0	0	0	0	0
Alfonzo Dennard	25	23	2	0.0	0.0	0	3	95	1	6	1	0	0	0	0	0	0	0	0
Jermaine Cunningham	24	15	9	2.5	20.5	6	0	0	0	0	0	2	0	0	0	0	0	0	0
Sterling Moore	12	11	1	0.0	0.0	0	0	0	0	1	1	1	0	0	0	0	0	0	0
Aqib Talib	9	6	3	0.0	0.0	0	1	59	1	1	0	0	0	0	0	0	0	0	0
Ras-I Dowling	7	5	2	0.0	0.0	0	0	0	0	1	0	0	0	0	0	0	0	0	0
Marquice Cole	5	3	2	0.0	0.0	0	0	0	0	2	0	0	0	0	4	3	1	0	0
Tracy White	4	3	1	0.0	0.0	0	0	0	0	0	0	0	0	0	2	2	0	0	0
Trevor Scott	4	4	0	0.0	0.0	1	0	0	0	0	0	0	0	0	2	2	0	0	0
Brandon Deaderick	3	1	2	0.0	0.0	1	0	0	0	0	1	0	0	0	0	0	0	0	0
Justin Francis	2	1	1	0.0	0.0	2	0	0	0	0	0	0	0	0	1	0	1	0	0
Ron Brace	2	1	1	0.0	0.0	0	0	0	0	0	0	0	0	0	0	0	0	0	0
Niko Koutouvides	1	0	1	0.0	0.0	0	0	0	0	0	0	0	0	0	5	1	4	0	0
Jeff Tarpinian	1	1	0	0.0	0.0	0	0	0	0	0	0	0	0	0	0	0	0	0	0
Derrick Martin	1	1	0	0.0	0.0	0	0	0	0	0	0	0	0	0	5	4	1	0	0
Nate Ebner	0	0	0	0.0	0.0	0	0	0	0	0	0	0	0	0	13	13	0	0	0
Bobby Carpenter	0	0	0	0.0	0.0	0	0	0	0	0	0	0	0	0	3	3	0	0	0
M.Hoomanawanui	0	0	0	0.0	0.0	0	0	0	0	0	0	0	0	0	1	1	0	0	0
Julian Edelman	0	0	0	0.0	0.0	0	0	0	0	0	0	0	0	0	1	1	0	0	1
Shane Vereen	0	0	0	0.0	0.0	0	0	0	0	0	0	0	0	0	1	1	0	0	0
Brandon Bolden	0	0	0	0.0	0.0	0	0	0	0	0	0	0	0	0	2	2	0	0	0
Mike Rivera	0	0	0	0.0	0.0	0	0	0	0	0	0	0	0	0	4	3	1	0	0
Malcolm Williams	0	0	0	0.0	0.0	0	0	0	0	0	0	0	0	0	1	1	0	0	0
Matthew Slater	0	0	0	0.0	0.0	0	0	0	0	0	0	0	0	0	14	7	7	0	0
Steven Gostkowski	0	0	0	0.0	0.0	0	0	0	0	0	0	0	0	0	3	2	1	0	0
	772	514	258	23.0	135.0	45	14	312	2	57	22	17	38	2	74	55	19	1	1

FUMBLES - LOST (9-5)				
	No.	Own		O.B.
		Lost	Rec	
Tom Brady	2	0	1	0
Julian Edelman	1	1	0	0
Rob Gronkowski	1	1	0	0
Devin McCourty	1	1	0	0
Stevan Ridley	2	1	0	1
Nate Solder	0	0	1	0
Wes Welker	2	1	0	0
	9	5	1	1

MISC. OFFENSIVE STATS				
	Tkl	Ast	FF	FR
Tom Brady	1	0	0	0
Deion Branch	1	0	0	0
Daniel Fells	1	0	0	0
Julian Edelman	1	0	0	0
Rob Gronkowski	1	0	0	0
Stevan Ridley	1	0	0	0
Ryan Wendell	1	0	0	0
	7	0	0	0

KEY	
TT-Total Tackles	Int/Yds-Interceptions/Yards Returned
UT-Unassisted Tackles	PD-Passes Defensed

BLOCKED KICKS		
	XP	FG
		P
Totals	0	0



2012 New England Patriots Roster

AS OF NOVEMBER 27, 2012

ALPHABETICAL ROSTER

#	NAME	POS	HT	WT	BORN	YR	COLLEGE	H.S. HOMETOWN
48	Aiken, Danny	LS	6-4	260	8/28/1988	2	Virginia	Roanoke, Va.
24	Arrington, Kyle	CB	5-10	195	8/12/1986	4	Hofstra	Accokeek, Md.
92	Bequette, Jake	DE	6-4	265	2/21/1989	R	Arkansas	Little Rock, Ark.
38	Bolden, Brandon	RB	5-11	220	1/26/1990	R	Mississippi	Baton Rouge, La.
97	Brace, Ron	DL	6-3	330	12/18/1986	4	Boston College	Worcester, Mass.
12	Brady, Tom	QB	6-4	225	8/3/1977	13	Michigan	San Mateo, Calif.
61	Cannon, Marcus	OL	6-5	340	5/6/1988	2	Texas Christian	Odessa, Texas
25	Chung, Patrick	S	5-11	210	8/19/1987	4	Oregon	Rancho Cucamonga, Calif.
23	Cole, Marquice	CB	5-10	195	11/13/1983	4	Northwestern	Hazel Crest, Ill.
63	Connolly, Dan	OL	6-4	310	9/2/1982	7	Southeast Missouri St.	St. Louis, Mo.
96	Cunningham, Jermaine	DE	6-3	255	4/24/1988	3	Florida	Stone Mountain, Ga.
71	Deaderick, Brandon	DL	6-4	305	8/19/1987	3	Alabama	Elizabethtown, Ky.
37	Dennard, Alfonzo	CB	5-10	200	9/9/1989	R	Nebraska	Rochelle, Ga.
43	Ebner, Nate	DB	6-0	210	12/14/1988	R	Ohio State	Dublin, Ohio
11	Edelman, Julian	WR	5-10	200	5/22/1986	4	Kent State	Redwood City, Calif.
86	Fells, Daniel	TE	6-4	265	9/23/1983	6	UC Davis	Fullerton, Calif.
94	Francis, Justin	DL	6-4	270	2/8/1989	R	Rutgers	Opa-Locka, Fla.
3	Gostkowski, Stephen	K	6-1	215	1/28/1984	7	Memphis	Madison, Miss.
28	Gregory, Steve	S	5-11	200	1/8/1983	7	Syracuse	Staten Island, N.Y.
87	Gronkowski, Rob	TE	6-6	265	5/14/1989	3	Arizona	Pittsburgh, Pa.
81	Hernandez, Aaron	TE	6-1	245	11/6/1989	3	Florida	Bristol, Conn.
54	Hightower, Dont'a	LB	6-3	270	3/12/1990	R	Alabama	Lewisburg, Tenn.
47	Hoomanawanui, Michael	TE	6-4	263	7/4/1988	3	Illinois	Bloomington, Ill.
95	Jones, Chandler	DE	6-5	260	2/27/1990	R	Syracuse	Endicott, N.Y.
90	Koutouvides, Niko	LB	6-2	245	3/25/1981	9	Purdue	New Britain, Conn.
85	Lloyd, Brandon	WR	6-0	200	7/5/1981	10	Illinois	Blue Springs, Mo.
74	Love, Kyle	DL	6-1	315	11/18/1986	3	Mississippi State	Fairburn, Ga.
15	Mallett, Ryan	QB	6-6	245	6/5/1988	2	Arkansas	Texarkana, Texas
70	Mankins, Logan	G	6-4	310	3/10/1982	8	Fresno State	Catheys Valley, Calif.
26	Martin, Derrick	S	5-10	203	5/16/1985	7	Wyoming	Denver, Colo.
51	Mayo, Jerod	LB	6-1	250	2/23/1986	5	Tennessee	Hampton, Va.
32	McCourty, Devin	DB	5-10	195	8/13/1987	3	Rutgers	Montvale, N.J.
65	McDonald, Nick	OL	6-4	305	6/27/1987	3	Grand Valley State	Sterling Heights, Mich.
14	Mesko, Zoltan	P	6-5	230	3/6/1986	3	Michigan	Twinsburg, Ohio
50	Ninkovich, Rob	DL	6-2	260	2/1/1984	7	Purdue	Blue Island, Ill.
67	Petrus, Mitch	OL	6-3	315	5/11/1987	3	Arkansas	Carlisle, Ark.
22	Ridley, Stevan	RB	5-11	220	1/27/1989	2	Louisiana State	Natchez, Miss.
59	Rivera, Mike	LB	6-2	255	1/10/1986	1	Kansas	Shawnee Mission, Kan.
99	Scott, Trevor	DE	6-5	250	8/30/1984	5	Buffalo	Potsdam, N.Y.
80	Shiancoe, Visanthe	TE	6-4	250	6/18/1980	10	Morgan State	Laurel, Md.
18	Slater, Matthew	WR	6-0	210	9/9/1985	5	UCLA	Anaheim, Calif.
77	Solder, Nate	T	6-8	320	4/12/1988	2	Colorado	Buena Vista, Colo.
55	Spikes, Brandon	LB	6-2	255	9/3/1987	3	Florida	Shelby, N.C.
31	Talib, Aqib	CB	6-1	205	2/13/1986	5	Kansas	Richardson, Texas
64	Thomas, Donald	OL	6-4	305	9/25/1985	5	Connecticut	New Haven, Conn.
34	Vereen, Shane	RB	5-9	205	5/2/1989	2	California	Valencia, Calif.
76	Vollmer, Sebastian	T	6-8	320	7/10/1984	4	Houston	Kaarst, Germany
83	Welker, Wes	WR	5-9	185	5/1/1981	9	Texas Tech	Oklahoma City, Okla.
62	Wendell, Ryan	OL	6-2	300	3/4/1986	4	Fresno State	Diamond Bar, Calif.
58	White, Tracy	LB	6-0	235	4/14/1981	10	Howard	St. Stephen, S.C.
75	Wilfork, Vince	DL	6-2	325	11/4/1981	9	Miami (Fla.)	Boynton Beach, Fla.
27	Wilson, Tavon	DB	6-0	210	3/19/1990	R	Illinois	Washington, D.C.
39	Woodhead, Danny	RB	5-8	200	1/25/1985	5	Chadron State	North Platte, Neb.
66	Zusevics, Markus	T	6-5	300	4/25/1989	R	Iowa	Arlington Heights, Ill.

NUMERICAL ROSTER

#	NAME	POS
3	Stephen Gostkowski	K
11	Julian Edelman	WR
12	Tom Brady	QB
14	Zoltan Mesko	P
15	Ryan Mallett	QB
18	Matthew Slater	WR
22	Stevan Ridley	RB
23	Marquice Cole	CB
24	Kyle Arrington	CB
25	Patrick Chung	S
26	Derrick Martin	S
27	Tavon Wilson	DB
28	Steve Gregory	S
31	Aqib Talib	CB
32	Devin McCourty	DB
34	Shane Vereen	RB
37	Alfonzo Dennard	CB
38	Brandon Bolden	RB
39	Danny Woodhead	RB
43	Nate Ebner	DB
47	Michael Hoomanawanui	TE
48	Danny Aiken	LS
50	Rob Ninkovich	DL
51	Jerod Mayo	LB
54	Dont'a Hightower	LB
55	Brandon Spikes	LB
58	Tracy White	LB
59	Mike Rivera	LB
61	Marcus Cannon	OL
62	Ryan Wendell	OL
63	Dan Connolly	OL
64	Donald Thomas	OL
65	Nick McDonald	OL
66	Markus Zusevics	T
67	Mitch Petrus	OL
70	Logan Mankins	G
71	Brandon Deaderick	DL
74	Kyle Love	DL
75	Vince Wilfork	DL
76	Sebastian Vollmer	T
77	Nate Solder	T
80	Visanthe Shiancoe	TE
81	Aaron Hernandez	TE
83	Wes Welker	WR
85	Brandon Lloyd	WR
86	Daniel Fells	TE
87	Rob Gronkowski	TE
90	Niko Koutouvides	LB
92	Jake Bequette	DE
94	Justin Francis	DL
95	Chandler Jones	DE
96	Jermaine Cunningham	DE
97	Ron Brace	DL
99	Trevor Scott	DE

PRACTICE SQUAD

#	NAME	POS	HT	WT	BORN	YR	COLLEGE	H.S. HOMETOWN
16	Aiken, Kamar	WR	6-2	213	5/30/1989	2	Central Florida	Hollywood, Fla.
46	Develin, James	RB	6-3	251	7/23/1988	2	Brown	Gilbertsville, Pa.
98	Forston, Marcus	DL	6-3	305	9/28/1989	R	Miami (Fla.)	Miami, Fla.
68	Kopa, Matt	OL	6-6	310	2/25/1987	2	Stanford	Elk Grove, Calif.
29	Moore, Sterling	CB	5-10	200	2/3/1990	2	Southern Methodist	Antioch, Calif.
53	Tarpinian, Jeff	LB	6-3	240	10/16/1987	2	Iowa	Omaha, Neb.
41	Williams, Malolm	DB	5-11	205	11/22/1987	2	Texas Christian	Grand Prairie, Texas
60	Warren, Jeremiah	OL	6-4	320	9/20/1987	R	South Florida	Panama City, Fla.

PRACTICE SQUAD

#	NAME	POS
16	Kamar Aiken	WR
29	Sterling Moore	CB
41	Malcolm Williams	CB
46	James Develin	RB
53	Jeff Tarpinian	LB
60	Jeremiah Warren	OL
68	Matt Kopa	OL
98	Marcus Forston	DL

RESERVE/DID NOT REPORT

#	NAME	POS	HT	WT	BORN	YR	COLLEGE	H.S. HOMETOWN
54	Waters, Brian	G	6-3	320	2/18/1977	13	North Texas	Waxahachie, Texas

RESERVE/DID NOT REPORT

#	NAME	POS
54	Brian Waters	G

RESERVE/P.U.P. LIST

#	NAME	POS	HT	WT	BORN	YR	COLLEGE	H.S. HOMETOWN
88	Ballard, Jake	TE	6-6	275	12/21/1987	2	Ohio State	Springboro, Ohio
91	Pryor, Myron	DL	6-1	305	6/13/1986	4	Kentucky	Louisville, Ky.

RESERVE/P.U.P. LIST

#	NAME	POS
88	Jake Ballard	TE
91	Myron Pryor	DL

EXEMPT/LEFT SQUAD

#	NAME	POS	HT	WT	BORN	YR	COLLEGE	H.S. HOMETOWN
42	Fiammetta, Tony	FB	6-0	250	8/22/1986	4	Syracuse	Walkersville, Md.

EXEMPT/LEFT SQUAD

#	NAME	POS
42	Tony Fiammetta	FB

RESERVE/INJURED LIST

#	NAME	POS	HT	WT	BORN	YR	COLLEGE	H.S. HOMETOWN
26	Allen, Will	CB	5-10	195	8/5/1978	12	Syracuse	Syracuse, N.Y.
30	Barrett, Josh	S	6-2	225	11/22/1984	5	Arizona State	Reno, Nev.
42	Demps, Jeff	RB	5-7	191	1/8/1990	R	Florida	Groveland, Fla.
21	Dowling, Ras-I	CB	6-1	210	5/9/1988	2	Virginia	Chesapeake, Va.
52	Fletcher, Dane	LB	6-2	245	9/14/1986	3	Montana State	Bozeman, Mont.
82	Herman, Brad	TE	6-5	255	12/29/1989	R	Iowa	Metamora, Ill.
69	Hix, Kyle	OL	6-7	315	9/23/1988	2	Texas	Aledo, Tex.
46	Larsen, Spencer	FB	6-2	245	3/4/1984	5	Arizona	Gilbert, Ariz.
71	Richard, Jamey	OL	6-5	295	10/9/1984	5	Buffalo	Weston, Conn.

RESERVE/INJURED LIST

#	NAME	POS
21	Ras-I Dowling	CB
26	Will Allen	CB
30	Josh Barrett	S
42	Jeff Demps	RB
46	Spencer Larsen	FB
52	Dane Fletcher	LB
69	Kyle Hix	OL
71	Jamey Richard	OL
82	Brad Herman	TE

RESERVE/MILITARY LIST

#	NAME	POS	HT	WT	BORN	YR	COLLEGE	H.S. HOMETOWN
15	White, Shun	WR	5-8	195	12/9/1985	1	Navy	Memphis, Tenn.

RESERVE/MILITARY LIST

#	NAME	POS
15	Shun White	WR

HEAD COACH: BILL BELICHICK

ASSISTANTS: Josh Boyer, Cornerbacks; Moses Cabrera, Assistant Strength and Conditioning; Ivan Fears, Running Backs; Brian Flores, Safeties;

George Godsey, Tight Ends; Patrick Graham, Defensive Line; Pepper Johnson, Linebackers; Joe Judge, Special Teams Assistant; Josh McDaniels, Offensive Coordinator/Quarterbacks;

Harold Nash, Head Strength and Conditioning; Scott O'Brien, Special Teams; Chad O'Shea, Receivers; Matt Patricia, Defensive Coordinator; Dante Scarnecchia, Assistant Head Coach/Offensive Line



2012 Numerical Roster

November 27, 2012

3	Stephen Gostkowski	K	6-1	215	28	7	Memphis	D4b-06
11	Julian Edelman	WR	5-10	200	26	4	Kent State	D7a-09
12	Tom Brady	QB	6-4	225	35	13	Michigan	D6b-00
14	Zoltan Mesko	P	6-5	230	26	3	Michigan	D5-10
15	Ryan Mallett	QB	6-6	245	24	2	Arkansas	D3b-11
18	Matthew Slater	WR	6-0	210	27	5	UCLA	D5-08
22	Stevan Ridley	RB	5-11	220	23	2	Louisiana State	D3a-11
23	Marquice Cole	CB	5-10	195	29	4	Northwestern	FA-12
24	Kyle Arrington	CB	5-10	195	26	4	Hofstra	FA-09
25	Patrick Chung	S	5-11	210	25	4	Oregon	D2a-09
26	Derrick Martin	S	5-10	203	27	7	Wyoming	FA-12
27	Tavon Wilson	DB	6-0	210	22	R	Illinois	D2-12
28	Steve Gregory	S	5-11	200	29	7	Syracuse	UFA(SD)-12
31	Aqib Talib	CB	6-1	205	26	5	Kansas	TR(TB)-12
32	Devin McCourty	DB	5-10	195	25	3	Rutgers	D1-10
34	Shane Vereen	RB	5-9	205	23	2	California	D2b-11
37	Alfonzo Dennard	DB	5-10	200	23	R	Nebraska	D7a-12
38	Brandon Bolden	RB	5-11	220	22	R	Mississippi	FA-12
39	Danny Woodhead	RB	5-8	200	27	5	Chadron State	FA-10
43	Nate Ebner	DB	6-0	210	23	R	Ohio State	D6-12
47	Michael Hoomanawanui	TE	6-4	263	24	3	Illinois	FA-12
48	Danny Aiken	LS	6-4	260	24	2	Virginia	CW(BUF)-11
50	Rob Ninkovich	DL	6-2	260	28	7	Purdue	FA-09
51	Jerod Mayo	LB	6-1	250	26	5	Tennessee	D1-08
54	Dont'a Hightower	LB	6-3	270	22	R	Alabama	D1b-12
55	Brandon Spikes	LB	6-2	255	25	3	Florida	D2c-10
58	Tracy White	LB	6-0	235	31	10	Howard	TR(PHI)-10
59	Mike Rivera	LB	6-2	255	26	1	Kansas	FA-12
61	Marcus Cannon	OL	6-5	340	24	2	Texas Christian	D5a-11
62	Ryan Wendell	OL	6-2	300	26	4	Fresno State	FA-08
63	Dan Connolly	OL	6-4	310	30	7	Southeast Missouri St.	FA(JAX)-08
64	Donald Thomas	OL	6-4	305	27	5	Connecticut	FA-11
65	Nick McDonald	OL	6-4	305	25	3	Grand Valley State	FA-11
66	Markus Zusevics	T	6-5	300	23	R	Iowa	FA-12
67	Mitch Petrus	OL	6-3	315	25	3	Arkansas	FA-12
70	Logan Mankins	G	6-4	310	30	8	Fresno State	D1-05
71	Brandon Deaderick	DL	6-4	305	25	3	Alabama	D7b-10
74	Kyle Love	DL	6-1	315	26	3	Mississippi State	FA-10
75	Vince Wilfork	DL	6-2	325	31	9	Miami (Fla.)	D1a-04
76	Sebastian Vollmer	T	6-8	320	28	4	Houston	D2d-09
77	Nate Solder	T	6-8	320	24	2	Colorado	D1-11
80	Visanthe Shiancoe	TE	6-4	250	32	10	Morgan State	(9/5/12)
81	Aaron Hernandez	TE	6-1	245	23	3	Florida	D4-10
83	Wes Welker	WR	5-9	185	31	9	Texas Tech	TR(MIA)-07
85	Brandon Lloyd	WR	6-0	200	31	10	Illinois	UFA(STL)-12
86	Daniel Fells	TE	6-4	265	29	6	UC Davis	UFA(DEN)-12
87	Rob Gronkowski	TE	6-6	265	23	3	Arizona	D2a-10
90	Niko Koutouvides	LB	6-2	245	31	9	Purdue	FA-12
92	Jake Bequette	DE	6-5	265	23	R	Arkansas	D3-12
94	Justin Francis	DL	6-4	270	23	R	Rutgers	FA-12
95	Chandler Jones	DE	6-5	260	22	R	Syracuse	D1a-12
96	Jermaine Cunningham	DE	6-3	255	24	3	Florida	D2b-10
97	Ron Brace	DL	6-3	330	25	4	Boston College	D2b-09
99	Trevor Scott	DE	6-5	250	28	5	Buffalo	UFA(OAK)-12

PRACTICE SQUAD

#	NAME	POS	HT	WT	AGE	YR	COLLEGE	ACQ.
16	Kamar Aiken	WR	6-2	213	23	2	Central Florida	FA-12
29	Sterling Moore	CB	5-10	200	22	2	Southern Methodist	FA-11
41	Malcolm Williams	CB	5-11	205	25	2	Texas Christian	D7-11
46	James Develin	RB	6-3	251	24	2	Brown	FA-12
53	Jeff Tarpinian	LB	6-3	240	25	2	Iowa	FA-11
60	Jeremiah Warren	OL	6-4	320	25	R	South Florida	FA-12
68	Matt Kopa	OL	6-6	310	25	2	Stanford	FA-11
98	Marcus Forston	DL	6-3	305	23	R	Miami (Fla.)	FA-12

RESERVE/DID NOT REPORT

#	NAME	POS	HT	WT	AGE	YR	COLLEGE	ACQ.
54	Brian Waters	G	6-3	320	35	13	North Texas	FA-11

RESERVE/P.U.P. LIST

#	NAME	POS	HT	WT	AGE	YR	COLLEGE	DATE
88	Jake Ballard	TE	6-6	275	24	2	Ohio State	(8/27/12)
91	Myron Pryor	DL	6-1	305	26	4	Kentucky	(8/27/12)

EXEMPT/LEFT SQUAD

#	NAME	POS	HT	WT	AGE	YR	COLLEGE	ACQ.
42	Tony Fiammetta	FB	6-0	250	26	4	Syracuse	FA-12

RESERVE/INJURED LIST

#	NAME	POS	HT	WT	AGE	YR	COLLEGE	INJURY (IR date)
21	Ras-I Dowling	CB	6-1	210	24	2	Virginia	thigh (10/26/12)
26	Will Allen	CB	5-10	195	34	12	Syracuse	knee (8/27/12)
30	Josh Barrett	S	6-2	225	28	5	Arizona State	groin (8/27/12)
42	Jeff Demps	RB	5-7	191	22	R	Florida	knee (8/31/12)
46	Spencer Larsen	FB	6-2	245	28	5	Arizona	knee (8/27/12)
52	Dane Fletcher	LB	6-2	245	26	3	Montana State	knee (8/14/12)
69	Kyle Hix	OL	6-7	315	24	2	Texas	shoulder (8/21/12)
71	Jamey Richard	OL	6-5	295	28	5	Buffalo	head (8/2/12)
82	Brad Herman	TE	6-5	255	22	R	Iowa	Achilles (6/12/12)

RESERVE/MILITARY LIST

#	NAME	POS	HT	WT	AGE	YR	COLLEGE	DATE
15	Shun White	WR	5-8	195	26	1	Navy	(8/17/09)



2012 Transactions

UPDATED: November 27, 2012

JANUARY, 2012

1/12/2012 Hartline, Mike Signed a future contract

FEBRUARY, 2012

2/7/2012 Carter, Markell Signed a future contract
2/7/2012 Davis, Britt Signed a future contract
2/7/2012 Kopa, Matt Signed a future contract
2/7/2012 Lavarias, Aaron Signed a future contract
2/7/2012 Rivera, Mike Signed a future contract
2/7/2012 Underwood, Tiquan Signed a future contract
2/7/2012 Ventrone, Ross Signed a future contract
2/14/2012 Kettani, Eric Signed a future contract
2/22/2012 Ohmberger, Rich Released
2/22/2012 Wright, Mike Released

MARCH, 2012

3/5/2012 Welker, Wes Designated Franchise Player
3/13/2012 Hoyer, Brian Tendered contract
3/13/2012 Love, Kyle Tendered contract
3/15/2012 Slater, Matthew Signed
3/15/2012 Harrison, Marcus Signed
3/16/2012 Gregory, Steve Signed
3/16/2012 White, Tracy Signed
3/17/2012 Gonzalez, Anthony Signed
3/19/2012 Cole, Marquice Signed
3/19/2012 Scott, Trevor Signed
3/20/2012 Connolly, Dan Signed
3/20/2012 Fanene, Jonathan Signed
3/20/2012 Fells, Daniel Signed
3/20/2012 Lloyd, Brandon Signed
3/20/2012 Cox, Christian Released
3/21/2012 Allen, Will Signed
3/21/2012 Gallery, Robert Signed
3/23/2012 Hoyer, Brian Signed
3/23/2012 Stallworth, Donte' Signed
3/26/2012 Polite, Lousaka Released
3/30/2012 Branch, Deion Signed
3/30/2012 Fiammetta, Tony Signed
3/30/2012 Larsen, Spencer Signed

APRIL, 2012

4/5/2012 Carpenter, Bobby Signed
4/16/2012 Koppen, Dan Signed
4/16/2012 Koepllin, Chris Signed
4/26/2012 Jones, Chandler Drafted
4/26/2012 Hightower, Dont'a Drafted
4/27/2012 Wilson, Tavon Drafted
4/27/2012 Bequette, Jake Drafted
4/28/2012 Ebner, Nate Drafted
4/28/2012 Dennard, Alfonzo Drafted
4/28/2012 Ebert, Jeremy Drafted

MAY, 2012

5/3/2012 Warren, Gerard Signed
5/3/2012 Underwood, Tiquan Released
5/7/2012 Light, Matt Announced his retirement
5/7/2012 Gaffney, Jabar Signed
5/10/2012 Addai, Joseph Signed
5/10/2012 Bolden, Brandon Signed
5/10/2012 Forston, Marcus Signed
5/10/2012 Francis, Justin Signed
5/10/2012 Herman, Brad Signed
5/10/2012 Roark, Matt Signed
5/10/2012 Warren, Jeremiah Signed
5/10/2012 Zusevics, Markus Signed
5/15/2012 Wilosn, Tavon Signed/Draft Choice
5/15/2012 Hartline, Mike Released
5/17/2012 Ebert, Jeremy Signed/Draft Choice
5/18/2012 Opperud, Jon Signed
5/21/2012 Ebner, Nate Signed/Draft Choice
5/21/2012 Welker, Wes Signed Franchise Tender
5/23/2012 Jones, Chandler Signed/Draft Choice
5/29/2012 Dennard, Alfonzo Signed/Draft Choice
5/29/2012 Melillo, Nick Signed
5/29/2012 Richard, Jamey Signed
5/29/2012 Gonzalez, Anthony Released

JUNE, 2012

6/7/2012 Scaife, Bo Signed
6/7/2012 Carter, Markell Released
6/7/2012 Melillo, Nick Released
6/7/2012 Ochocinco, Chad Released
6/7/2012 Opperud, Jon Released
6/11/2012 Holley, Jesse Signed
6/11/2012 Ingersoll, Mike Signed
6/11/2012 Urban, Tyler Signed
6/12/2012 Ballard, Jake Claimed off Waivers (NYG)

Continued

June, 2012

6/12/2012 Herman, Brad Placed on Reserve/Injured (Achilles)
6/15/2012 Bequette, Jake Signed/Draft Choice
6/19/2012 Ingersoll, Mike Released
6/19/2012 Scaife, Bo Released
6/22/2012 Ihedigbo, James Signed

July, 2012

7/19/2012 Hightower, Don't'a Signed/Draft Choice
7/20/2012 Roark, Matt Released
7/23/2012 Love, Kyle Signed
7/25/2012 Bulman, Tim Signed
7/25/2012 Shiancoe, Visanthe Signed
7/25/2012 Addai, Joseph Released
7/27/2012 Weems, Darriion Signed

August, 2012

8/2/2012 Dennis, Derek Signed
8/2/2012 Waldron, Dustin Claimed off Waivers (MIA)
8/2/2012 Richard, Jamey Placed on Reserve/Injured (head)
8/4/2012 Huggins, Kareem Signed
8/4/2012 Martin, Derrick Signed
8/4/2012 Gallery, Robert Announced his retirement
8/4/2012 Fiammetta, Tony Placed on Exempt/Left Squad
8/5/2012 Huggins, Kareem Released
8/8/2012 Hill, Kyle Signed
8/14/2012 Davis, Britt Released
8/14/2012 Fletcher, Dane Placed on Reserve/Injured (knee)
8/17/2012 Demps, Jeff Signed
8/21/2012 Hix, Kyle Placed on Reserve/Injured (shoulder)
8/21/2012 Fanene, Jonathan Released
8/21/2012 Hill, Kyle Released
8/21/2012 Koepllin, Chris Released
8/27/2012 Ballard, Jake Placed on Reserve/PUP
8/27/2012 Pryor, Myron Placed on Reserve/PUP
8/27/2012 Zusevics, Markus Placed on Reserve/N.F.I.
8/27/2012 Allen, Will Placed on Reserve/Injured (knee)
8/27/2012 Barrett, Josh Placed on Reserve/Injured (groin)
8/27/2012 Larsen, Spencer Placed on Reserve/Injured (knee)
8/27/2012 Bulman, Tim Released
8/27/2012 Gaffney, Jabar Released
8/27/2012 Stallworth, Donte' Released
8/27/2012 Ventrone, Ross Released
8/27/2012 Warren, Gerard Released
8/27/2012 Taylor, Kerry Claimed off Waivers (MIN)
8/31/2012 Demps, Jeff Placed on Reserve/Injured (knee)
8/31/2012 Branch, Deion Released
8/31/2012 Brown, Sergio Released
8/31/2012 Dennis, Derek Released
8/31/2012 Ebert, Jeremy Released
8/31/2012 Harrison, Marcus Released
8/31/2012 Holley, Jesse Released
8/31/2012 Hoyer, Brian Released
8/31/2012 Ihedigbo, James Released
8/31/2012 Kettani, Eric Released
8/31/2012 Kopa, Matt Released
8/31/2012 Koppen, Dan Released
8/31/2012 Koutouvides, Niko Released
8/31/2012 Lavarias, Aaron Released
8/31/2012 Martin, Derrick Released
8/31/2012 Silvestro, Alex Released
8/31/2012 Tarpinian, Jeff Released
8/31/2012 Taylor, Kerry Released
8/31/2012 Urban, Tyler Released
8/31/2012 Waldron, Dustin Released
8/31/2012 Warren, Jeremiah Released
8/31/2012 Weems, Darriion Released
8/31/2012 Williams, Malcolm Released

SEPTEMBER, 2012

9/1/2012 Salas, Greg Acquired via Trade (STL)
9/1/2012 Tennant, Matt Claimed off Waivers (NO)
9/1/2012 Carpenter, Bobby Released
9/1/2012 Austin, Thomas Signed to the practice squad
9/1/2012 Kettani, Eric Signed to the practice squad
9/1/2012 Kirkland, Sam Signed to the practice squad
9/1/2012 Kopa, Matt Signed to the practice squad
9/1/2012 Silvestro, Alex Signed to the practice squad
9/1/2012 Tarpinian, Jeff Signed to the practice squad
9/1/2012 Williams, Malcolm Signed to the practice squad
9/2/2012 Develin, James Signed to the practice squad
9/4/2012 Hilliard, Lex Signed
9/4/2012 Tennant, Matt Released
9/5/2012 Hoomanawanui, Michael Signed
9/5/2012 Shiancoe, Visanthe Placed on Reserve/Injured (designated for return)
9/5/2012 Taylor, Kerry Signed to the practice squad



2012 Transactions

Continued

SEPTEMBER, 2012

9/5/2012	Warren, Jeremiah	Signed to the practice squad
9/5/2012	Kettani, Eric	Released from the practice squad
9/5/2012	Kirkland, Sam	Released from the practice squad
9/12/2012	Quarles, Cyhl	Signed to the practice squad
9/12/2012	Silvestro, Alex	Released from the practice squad
9/19/2012	Branch, Deion	Signed
9/19/2012	Koutouvides, Niko	Signed
9/19/2012	Winslow, Kellen	Signed
9/19/2012	Hilliard, Lex	Released
9/19/2012	Rivera, Mike	Released
9/19/2012	Salas, Greg	Released
9/20/2012	Salas, Greg	Signed to the practice squad
9/20/2012	Taylor, Kerry	Released from the practice squad
9/26/2012	McClain, Terrell	Signed
9/26/2012	Forston, Marcus	Released
9/27/2012	Winslow, Kellen	Released
9/28/2012	Forston, Marcus	Signed to the practice squad
9/28/2012	Quarles, Cyhl	Released from the practice squad
9/29/2012	Tennant, Matt	Signed

OCTOBER, 2012

10/3/2012	Carpenter, Bobby	Signed
10/3/2012	Silvestro, Alex	Signed to the practice squad
10/3/2012	McClain, Terrell	Released
10/3/2012	Austin, Thomas	Released from the practice squad
10/20/2012	Tarpinian, Jeff	Signed from the practice squad
10/20/2012	Tennant, Matt	Released
10/26/2012	Dowling, Ras-I	Placed on Reserve/Injured (thigh)
10/27/2012	Williams, Malcolm	Signed from the practice squad
10/30/2012	Carpenter, Bobby	Released
10/31/2012	Martin, Derrick	Signed
10/31/2012	Rivera, Mike	Signed
10/31/2012	Moore, Sterling	Released
10/31/2012	Silvestro, Alex	Released from the practice squad

NOVEMBER, 2012

11/1/2012	Talib, Aqib	Acquired via trade (TB)
11/1/2012	Fayson, Jarred	Signed to the practice squad
11/2/2012	Moore, Sterling	Signed to the practice squad
11/6/2012	Harris, Jerrell	Signed to the practice squad
11/10/2012	Shiancoe, Visanthe	Activated to the 53-man roster
11/12/2012	Tarpinian, Jeff	Released
11/13/2012	Petrus, Mitch	Signed
11/13/2012	Tarpinian, Jeff	Signed to the practice squad
11/13/2012	Harris, Jerrell	Released from the practice squad
11/17/2012	Talib, Aqib	Activated to the 53-man roster
11/17/2012	Salas, Greg	Signed from the practice squad
11/17/2012	Branch, Deion	Released
11/17/2012	Williams, Malcolm	Released
11/17/2012	Fayson, Jarred	Released from the practice squad
11/19/2012	Aiken, Kamar	Signed to the practice squad
11/20/2012	Williams, Malcolm	Signed to the practice squad
11/22/2012	Zusevics, Markus	Activated to the 53-man roster
11/22/2012	Salas, Greg	Released



2012 Positional Roster

November 27, 2012

DEFENSE (26)								
#	NAME	POS	HT	WT	BORN	YR	COLLEGE	H.S. HOMETOWN
DEFENSIVE LINE (10)								
92	Bequette, Jake	DE	6-5	265	2/21/1989	R	Arkansas	Little Rock, Ark.
97	Brace, Ron	DL	6-3	330	12/18/1986	4	Boston College	Worcester, Mass.
96	Cunningham, Jermaine	DE	6-3	255	4/24/1988	3	Florida	Stone Mountain, Ga.
71	Deaderick, Brandon	DL	6-4	305	8/19/1987	3	Alabama	Elizabethtown, Ky.
94	Francis, Justin	DL	6-4	270	2/8/1989	R	Rutgers	Opa-Locka, Fla.
95	Jones, Chandler	DE	6-5	260	2/27/1990	R	Syracuse	Endicott, N.Y.
74	Love, Kyle	DL	6-1	315	11/18/1986	3	Mississippi State	Fairburn, Ga.
99	Scott, Trevor	DE	6-5	250	8/30/1984	5	Buffalo	Potsdam, N.Y.
50	Ninkovich, Rob	DL	6-2	260	2/1/1984	7	Purdue	Blue Island, Ill.
75	Wilfork, Vince	DL	6-2	325	11/4/1981	9	Miami (Fla.)	Boynton Beach, Fla.
LINEBACKER (6)								
54	Hightower, Dont'a	LB	6-3	270	3/12/1990	R	Alabama	Lewisburg, Tenn.
90	Koutouvides, Niko	LB	6-2	245	3/25/1981	9	Purdue	New Britain, Conn.
51	Mayo, Jerod	LB	6-1	250	2/23/1986	5	Tennessee	Hampton, Va.
59	Rivera, Mike	LB	6-2	255	1/10/1986	1	Kansas	Shawnee Mission, Kan.
55	Spikes, Brandon	LB	6-2	255	9/3/1987	3	Florida	Shelby, N.C.
58	White, Tracy	LB	6-0	235	4/14/1981	10	Howard	St. Stephen, S.C.
DEFENSIVE BACK (10)								
24	Arrington, Kyle	CB	5-10	195	8/12/1986	4	Hofstra	Accokeek, Md.
25	Chung, Patrick	S	5-11	210	8/19/1987	4	Oregon	Rancho Cucamonga, Calif.
23	Cole, Marquice	CB	5-10	195	11/13/1983	4	Northwestern	Hazel Crest, Ill.
37	Denard, Alfonso	CB	5-10	200	9/9/1989	R	Nebraska	Rochelle, Ga.
43	Ebner, Nate	DB	6-0	210	12/14/1988	R	Ohio State	Dublin, Ohio
28	Gregory, Steve	S	5-11	200	1/8/1983	7	Syracuse	Staten Island, N.Y.
26	Martin, Derrick	S	5-10	203	5/16/1985	7	Wyoming	Denver, Co.
32	McCourtly, Devin	DB	5-10	195	8/13/1987	3	Rutgers	Montvale, N.J.
31	Talib, Aqib	CB	6-1	205	2/13/1986	5	Kansas	Richardson, Texas
27	Wilson, Tavon	DB	6-0	210	3/19/1990	R	Illinois	Washington, D.C.
OFFENSE (25)								
#	NAME	POS	HT	WT	BORN	YR	COLLEGE	H.S. HOMETOWN
OFFENSIVE LINE (10)								
61	Cannon, Marcus	OL	6-5	340	5/6/1988	2	Texas Christian	Odessa, Texas
63	Connolly, Dan	OL	6-4	310	9/2/1982	7	Southeast Missouri St.	St. Louis, Mo.
70	Mankins, Logan	G	6-4	310	3/10/1982	8	Fresno State	Catheys Valley, Calif.
65	McDonald, Nick	OL	6-4	305	6/27/1987	3	Grand Valley State	Sterling Heights, Mich.
67	Petrus, Mitch	OL	6-3	315	5/11/1987	3	Arkansas	Carlisle, Ark.
77	Solder, Nate	T	6-8	320	4/12/1988	2	Colorado	Buena Vista, Co.
64	Thomas, Donald	OL	6-4	305	9/25/1985	5	Connecticut	New Haven, Conn.
76	Vollmer, Sebastian	T	6-8	320	7/10/1984	4	Houston	Kaarst, Germany
62	Wendell, Ryan	OL	6-2	300	3/4/1986	4	Fresno State	Diamond Bar, Calif.
66	Zusevics, Markus	T	6-5	300	4/25/1989	R	Iowa	Arlington Heights, Ill.
QUARTERBACK (2)								
12	Brady, Tom	QB	6-4	225	8/3/1977	13	Michigan	San Mateo, Calif.
15	Mallett, Ryan	QB	6-6	245	6/5/1988	2	Arkansas	Texarkana, Texas
WIDE RECEIVER (4)								
11	Edelman, Julian	WR	5-10	200	5/22/1986	4	Kent State	Redwood City, Calif.
85	Lloyd, Brandon	WR	6-0	200	7/5/1981	10	Illinois	Blue Springs, Mo.
18	Slater, Matthew	WR	6-0	210	9/9/1985	5	UCLA	Anaheim, Calif.
83	Welker, Wes	WR	5-9	185	5/1/1981	9	Texas Tech	Oklahoma City, Okla.
RUNNING BACK (4)								
38	Bolden, Brandon	RB	5-11	220	1/26/1990	R	Mississippi	Baton Rouge, La.
22	Ridley, Stevan	RB	5-11	220	1/27/1989	2	Louisiana State	Natchez, Miss.
34	Vereen, Shane	RB	5-9	205	5/2/1989	2	California	Valencia, Calif.
39	Woodhead, Danny	RB	5-8	200	1/25/1985	5	Chadron State	North Platte, Ne.
TIGHT END (5)								
86	Fells, Daniel	TE	6-4	265	9/23/1983	6	UC Davis	Fullerton, Calif.
87	Gronkowski, Rob	TE	6-6	265	5/14/1989	3	Arizona	Pittsburgh, Pa.
81	Hernandez, Aaron	TE	6-1	245	11/6/1989	3	Florida	Bristol, Conn.
47	Hoomanawanui, Michael	TE	6-4	263	7/4/1988	3	Illinois	Bloomington, Ill.
80	Shiancoe, Visanthe	TE	6-4	250	6/18/1990	10	Morgan State	Laurel, Md.
SPECIALISTS (3)								
#	NAME	POS	HT	WT	BORN	YR	COLLEGE	H.S. HOMETOWN
SPECIALISTS (3)								
48	Aiken, Danny	LS	6-4	260	8/28/1988	2	Virginia	Roanoke, Va.
3	Gostkowski, Stephen	K	6-1	215	1/28/1984	7	Memphis	Madison, Miss.
14	Mesko, Zoltan	P	6-5	230	3/6/1986	3	Michigan	Twinsburg, Ohio
RESERVE/DID NOT REPORT (1)								
#	NAME	POS	HT	WT	BORN	YR	COLLEGE	H.S. HOMETOWN
RESERVE/DID NOT REPORT (1)								
54	Waters, Brian	G	6-3	320	2/18/1977	13	North Texas	Waxahachie, Texas
RESERVE/P.U.P. LIST (2)								
#	NAME	POS	HT	WT	BORN	YR	COLLEGE	H.S. HOMETOWN
RESERVE/P.U.P. LIST (2)								
88	Ballard, Jake	TE	6-6	275	12/21/1987	2	Ohio State	Springboro, Ohio
91	Pryor, Myron	DL	6-1	305	6/13/1986	4	Kentucky	Louisville, Ky.
EXEMPT/LEFT SQUAD (1)								
#	NAME	POS	HT	WT	BORN	YR	COLLEGE	H.S. HOMETOWN
EXEMPT/LEFT SQUAD (1)								
42	Fiammetta, Tony	FB	6-0	250	8/22/1986	4	Syracuse	Walkersville, Md.
RESERVE/INJURED (9)								
#	NAME	POS	HT	WT	BORN	YR	COLLEGE	H.S. HOMETOWN
RESERVE/INJURED (9)								
26	Allen, Will	CB	5-10	195	8/5/1978	12	Syracuse	Syracuse, N.Y.
30	Barrett, Josh	S	6-2	225	11/22/1984	5	Arizona State	Reno, Nev.
42	Demps, Jeff	RB	5-7	191	1/8/1990	R	Florida	Groveland, Fla.
21	Dowling, Ras-I	CB	6-1	210	5/9/1988	2	Virginia	Chesapeake, Va.
52	Fletcher, Dane	LB	6-2	245	9/14/1986	3	Montana State	Bozeman, Mont.
82	Herman, Brad	TE	6-5	255	12/29/1989	R	Iowa	Metamora, Ill.
69	Hix, Kyle	OL	6-7	315	9/23/1988	2	Texas	Aledo, Tex.
46	Larsen, Spencer	FB	6-2	245	3/4/1984	5	Arizona	Gilbert, Ariz.
71	Richard, Jamey	OL	6-5	295	10/9/1984	5	Buffalo	Weston, Conn.
RESERVE/MILITARY (1)								
#	NAME	POS	HT	WT	BORN	YR	COLLEGE	H.S. HOMETOWN
RESERVE/MILITARY (1)								
15	White, Shun	WR	5-8	195	12/9/1985	1	Navy	Memphis, Tenn.



How The Patriots Were Built

UPDATED: November 27, 2012

<u>YEAR</u>	<u>DRAFTEES (28)</u>	<u>VETERAN FREE AGENTS (16)</u>	<u>WAIVERS (1) / TRADES (3)</u>	<u>ROOKIE AND FIRST-YEAR FREE AGENTS (6)</u>
2000	Tom Brady (6b)			
2004	Vince Wilfork (1a)			
2005	Logan Mankins (1)			
2006	Stephen Gostkowski (4b)			
2007		Wes Welker (fa)(tr-MIA)		
2008	Jerod Mayo (1) Matthew Slater (5)	Dan Connolly (fa)(JAX)		Ryan Wendell (fa)
2009	Patrick Chung (2a) Ron Brace (2b) Sebastian Vollmer (2d) Julian Edelman (7a)	Rob Ninkovich (5)(NO)		Kyle Arrington (fa) (PHI)
2010	Devin McCourty (1) Rob Gronkowski (2a) Jermaine Cunningham (2b) Brandon Spikes (2c) Aaron Hernandez (4) Zoltan Mesko (5) Brandon Deaderick (7)	Danny Woodhead (fa)(NYJ)	Tracy White (fa) (tr-PHI)	Kyle Love (fa)
2011	Nate Solder (1) Shane Vereen (2b) Stevan Ridley (3a) Ryan Mallett (3b) Marcus Cannon (5a)	Nick McDonald (fa)(GB) Donald Thomas (6)(MIA)	Danny Aiken (fa) CW (BUF)	
2012	Chandler Jones (1a) Dont'a Hightower (1b) Tavon Wilson (2) Jake Bequette (3) Nate Ebner (6) Alfonzo Dennard (7a)	Marquice Cole (fa)(OAK) Daniel Fells (fa)(ATL) Steve Gregory (fa)(SD) Michael Hoomanawanui (5)(STL) Niko Koutouvides (4)(SEA) Brandon Lloyd (4)(SF) Derrick Martin (6)(BAL) Mitch Petrus (5)(NYG) Mike Rivera (fa) Trevor Scott (6)(OAK) Visanthe Shiancoe (3)(NYG)	Aqib Talib (1) (tr-TB)	Brandon Bolden (fa) Justin Francis (fa) Markus Zusevics (fa)
<div> <div> NOTE: Team in parenthesis is the player's prior team (#) – indicates round drafted (fa) – indicates non-drafted free agents </div> <div> <u>RESERVE/INJURED (9)</u> Will Allen (1) (NYG) Josh Barrett (7) CW (DEN) Jeff Demps (fa) Ras-I Dowling (2) Dane Fletcher (fa) Brad Herman (fa) Kyle Hix (fa) Spencer Larsen (6) (DEN) Jamey Richard (7)(IND) <u>RESERVE/DID NOT REPORT (1)</u> Brian Waters (fa)(DAL) </div> <div> <u>RESERVE/MILITARY (1)</u> Shun White (fa) <u>EXEMPT/LEFT SQUAD (1)</u> Tony Fiammetta (4)(CAR) <u>RESERVE/P.U.P. LIST (2)</u> Jake Ballard (fa) CW (NYG) Myron Pryor (6b) </div> </div>				



UNOFFICIAL DEPTH CHART

Unofficial depth chart compiled by Patriots media relations, November 27, 2012

OFFENSE

WR:	83 Wes Welker	11 Julian Edelman		
LT:	77 Nate Solder	61 Marcus Cannon		
LG:	70 Logan Mankins	64 Donald Thomas	67 Mitch Petrus	
C:	62 Ryan Wendell	65 Nick McDonald		
RG:	63 Dan Connolly	65 Nick McDonald	<u>66 Markus Zusevics</u>	
RT:	76 Sebastian Vollmer	61 Marcus Cannon		
TE:	87 Rob Gronkowski	81 Aaron Hernandez	86 Daniel Fells	80 Visanthe Shiancoe 47 Michael Hoomanawanui
WR:	85 Brandon Lloyd	18 Matthew Slater		
QB:	12 Tom Brady	15 Ryan Mallett		
RB:	39 Danny Woodhead	34 Shane Vereen		
RB:	22 Stevan Ridley	<u>38 Brandon Bolden</u>		

DEFENSE

LE:	50 Rob Ninkovich	99 Trevor Scott	<u>92 Jake Bequette</u>	
DT:	75 Vince Wilfork	97 Ron Brace		
DT:	74 Kyle Love	<u>94 Justin Francis</u>		
RE:	<u>95 Chandler Jones</u>	96 Jermaine Cunningham	71 Brandon Deaderick	
LB:	51 Jerod Mayo	59 Mike Rivera		
LB:	55 Brandon Spikes	90 Niko Koutouvides		
LB:	<u>54 Dont'a Hightower</u>	58 Tracy White		
LCB:	31 Aqib Talib	23 Marquice Cole		
RCB:	<u>37 Alfonzo Dennard</u>	24 Kyle Arrington		
S:	28 Steve Gregory	<u>27 Tavon Wilson</u>	<u>43 Nate Ebner</u>	
S:	32 Devin McCourty	25 Patrick Chung	26 Derrick Martin	

SPECIAL TEAMS

K:	3 Stephen Gostkowski	
P:	14 Zoltan Mesko	
H:	14 Zoltan Mesko	
PR:	11 Julian Edelman	83 Wes Welker
KR:	32 Devin McCourty	18 Matthew Slater
LS:	48 Danny Aiken	

PRONUNCIATION GUIDE

Jake Bequette	BECK-it	Jerod Mayo	je-ROD
Marquice Cole	mar-KWEECE	Zoltan Mesko	ZOLE-tahn
Brandon Deaderick	DEAD-er-rick	Stevan Ridley	STEE-ven
Alfonzo Dennard	DENN-erd	Visanthe Shiancoe	vi-sahn-TAY SHANK-oh
Nate Ebner	EBB-ner	Nate Solder	SOLD-er
Stephen Gostkowski	gust-OW-ski	Aqib Talib	Uh-keeb TUH-leeB
Dont'a Hightower	don-TAY	Shane Vereen	vuh-REEN
Michael Hoomanawanui	Ho-oh-mah-nah-wah-noo-wee	Ryan Wendell	WHEN-dell
Niko Koutouvides	NEE-koh KOO-tah-VEE-dees	Tavon Wilson	TAY-von
		Markus Zusevics	ZOOZ-uh-vicks