



# MEDIA INFORMATION

**NEW YORK JETS (4-6) VS. NEW ENGLAND PATRIOTS (7-3)**

















**THURS., NOV. 22, 2012 - METLIFE STADIUM (82,500)**

**2012 - REGULAR SEASON GAME ELEVEN - 8:20 P.M. ET - NBC**

2012 NEW YORK JETS SCHEDULE .....	2	SANCHEZ 300-YARD PASSING GAMES.....	14	HARRIS - THE COMPLETE LINEBACKER .....	17
HEADLINES.....	3	JUST WINS!!! .....	14	CONTINUITY ON DEFENSE .....	18
JETS/PATRIOTS AT A GLANCE .....	3	WINS IN FIRST THREE SEASONS BY A QB.....	15	FIRST TIME IN JETS HISTORY .....	18
COMMUNITY CORNER.....	3	THE COMEBACK KID .....	15	"OFFENSIVE" SPECIAL TEAMS.....	19
MEDIA SCHEDULE .....	3	KELLER IN PERSPECTIVE.....	15	BLOCK PARTY .....	19
BROADCAST COVERAGE .....	3	GOING GREENE .....	15	16-KICKOFF RETURNS FOR SCORES .....	19
JETS ON - AIR & ONLINE .....	3	RUSHING SINCE 2008 .....	15	CONSECUTIVE SEASONS WITH KOR TOUCHDOWN .....	19
THIS WEEK IN JETS HISTORY - THANKSGIVING .....	3	200+ RUSHING .....	15	OVERVIEW BY POSITION.....	20
NEW YORK JETS MEDIA CONTACTS .....	3	HILL TOPPER .....	15	LAST TIME IT HAPPENED .....	22
KEY OFFENSIVE RESERVES .....	4	KERLEY STEPPING UP.....	15	SUPPLEMENTAL STATS .....	23
PROBABLE STARTERS.....	4	FIRST-CAREER SCORE .....	15	ROSTER BREAKDOWN .....	34
KEY DEFENSIVE RESERVES .....	4	KERLEY CAREER-HIGHS .....	16	2012 PARTICIPATION.....	35
STATISTICAL SNAPSHOT .....	5	TAKING IT AWAY .....	16	2012 TRANSACTIONS.....	36
2012 STATISTICAL LEADERS .....	5	OPPOSING PASSERS VS. THE JETS.....	16	CAREER PLAYER TRANSACTIONS .....	38
STATISTICAL MATCHUP .....	5	CRO'S PICKS.....	16	PRONUNCIATION GUIDE.....	40
SERIES HISTORY .....	6	POINTS OFF TURNOVERS.....	16	DEPTH CHART.....	40
JETS/PATRIOTS CONNECTIONS .....	8	CORNERING THE MARKET .....	16	BUILDING THE JETS.....	41
REX VS. THE NFL .....	9	PETTINE PRIOR .....	17	ROSTER BY POSITION.....	42
HEAD COACH REX RYAN.....	9	McINTYRE'S LONG ROAD TO THE NFL .....	17	ROSTER BY EXPERIENCE.....	43
DRAFTS UNDER TANNENBAUM .....	14	MUHAMMAD WILKERSON .....	17	2012 SEASON STATISTICS.....	44
2009 DRAFT.....	14	MORE MO.....	17	SPECIAL TEAMS TACKLES .....	45
SUCCESS UNDER TANNENBAUM .....	14	KEEPING PACE.....	17	2012 DEFENSIVE STATISTICS .....	45
FIRST-ROUND TALENT.....	14	SAFETY MEASURES .....	17	ALPHABETICAL ROSTER .....	46
EIGHT IS ENOUGH .....	14	COPLES FIRST SACK.....	17	NUMERICAL ROSTER .....	47

# 2012 NEW YORK JETS SCHEDULE



			Last Regular Season Matchup		All-Time		Last Time at Site		All-Time at Site	Opp. Record
Jets Record	Opponent	Date	Date	Result	Record	Streak	Date	Result	Record	
1-0	vs. 	09/09/12		<b>W</b> (48-28)	50-53	<b>W6</b>	09/09/12	<b>W</b> (48-28)	27-25	4-6
1-1	at 	09/16/12		<b>L</b> (17-10)	4-16	<b>L1</b>	09/16/12	<b>L</b> (17-10)	1-7	6-4
2-1	at 	09/23/12		<b>W</b> (23-20 OT)	49-43	<b>W1</b>	09/23/12	<b>W</b> (23-20 OT)	22-24	4-6
2-2	vs. 	09/30/12		<b>L</b> (34-0)	2-10	<b>L2</b>	09/30/12	<b>L</b> (34-0)	1-6	6-2-1^
2-3	vs. 	10/08/12		<b>L</b> (23-17)	5-1	<b>L1</b>	10/08/12	<b>L</b> (23-17)	3-1	9-1
3-3	vs. 	10/14/12		<b>W</b> (35-9)	27-40	<b>W2</b>	10/14/12	<b>W</b> (35-9)	13-21	6-4
3-4	at 	10/21/12		<b>L</b> (29-26 OT)	51-52-1	<b>L3</b>	10/21/12	<b>L</b> (29-26 OT)	24-28	7-3
3-5	vs. 	10/28/12		<b>L</b> (30-9)	49-44	<b>L1</b>	10/28/12	<b>L</b> (30-9)	27-20	4-6
BYE										
3-6	at 	11/11/12		<b>L</b> (28-7)	8-10	<b>L2</b>	11/11/12	<b>L</b> (7-28)	3-5	6-4
1:00 PM *CBS	at 	11/18/12		<b>W</b> (27-13)	4-9	<b>W2</b>	11/18/12	<b>W</b> (27-13)	1-5	3-6-1
8:20 PM NBC	vs. 	11/22/12	10/21/12	<b>L</b> (29-26 OT)	52-54-1	<b>L4</b>	11/13/11	<b>L</b> (16-37)	27-24	7-3
1:00 PM *CBS	vs. 	12/02/12	09/28/08	<b>W</b> (56-35)	5-2	<b>W5</b>	09/28/08	<b>W</b> (56-35)	3-1	4-6
1:00 PM *CBS	at 	12/09/12	09/18/11	<b>W</b> (32-3)	3-6	<b>W1</b>	10/08/06	<b>L</b> (0-41)	0-3	1-9
8:30 PM ESPN	at 	12/17/12	09/27/09	<b>W</b> (24-17)	17-21-1	<b>W2</b>	11/23/08	<b>W</b> (34-13)	6-15	4-6
8:20 PM *NBC	vs. 	12/23/12	10/23/11	<b>W</b> (27-21)	12-19-1	<b>W1</b>	10/23/11	<b>W</b> (27-21)	6-7-1	4-6
1:00 PM *CBS	at 	12/30/12	09/09/12	<b>W</b> (48-28)	50-53	<b>W6</b>	11/06/11	<b>W</b> (27-11)	23-28	4-6

\*=SUBJECT TO FLEX SCHEDULING

^=RECORD DOES NOT REFLECT GAME ON MONDAY 11/19





# GAME NOTES

## BROADCAST COVERAGE

### TELEVISION: NBC

**Play-by-play:** Al Michaels **Analyst:** Cris Collinsworth **Sideline:** Michele Tafoya  
**Producer:** Fred Gaudelli **Director:** Drew Esocoff

### TELEVISION: Telemundo-WNJU-TV

**Play-by-play:** Rene Giraldo **Analyst:** Edgar Lopez **Sideline:** Veronica Contreras

### JETS RADIO: 98.7 FM WEPN (ESPN Radio)

**Play-by-play:** Bob Wischusen **Analyst:** Marty Lyons **Sideline:** Larry Hardesty  
**Producer:** Joe Loughran  
**Pre- and Post-Game:** Don LaGreca, Greg Buttle

### SPANISH RADIO: 1050 AM (ESPN Deportes Radio Nueva York)

**Play-by-play:** Clemson Smith Muñiz **Analyst:** Oscar Benitz

### NATIONAL RADIO: Dial Global Radio Sports

**Play-by-play:** Ian Eagle **Analyst:** Boomer Esiason **Sideline:** Laura Okmin  
**Producer:** Howard Deneroff

**JETS RADIO NETWORK:** KSPN -- 710 AM - Los Angeles, CA; WPOP - 1410 AM - Hartford, CT; WRCN-FM - 103.9FM - Riverhead, NY; WTLA - 1200AM - Syracuse, NY; WSGO - 1440AM - Oswego, NY; WTLB - 1310AM - Utica, NY; WTMW-FM - 104.5FM - Albany, NY; WADB - 1310AM - Asbury Park, NJ; WCHR-FM - 103.9FM - Manahawkin, NJ; WXHC-FM - 101.5FM - Cortland/Homer, NY; WPIE - 1160AM - Ithaca, NY

## JETS ON - AIR & ONLINE

**Jets Talk Live** Tuesday, 4:00 pm  
www.newyorkjets.com *Hosted by Eric Allen*

**Jets Game Plan** Thursday, 6:30 pm  
SNY *Hosted by Jeané Cookley, Kris Jenkins and Ray Lucas*

**Jets Huddle** Saturday, 11:30 pm  
WCBS2-HD *Hosted by Eric Allen*

**Jets Countdown to Kickoff** Two hours before each game  
98.7 ESPN New York *Hosted by Greg Buttle and Don La Greca*

**Jets Flight Plan** Sunday, 11:30 am  
WCBS2-HD *Hosted by Otis Livingston*

**The Fifth Quarter** Immediately following each game  
98.7 ESPN New York *Hosted by Greg Buttle and Don La Greca*

**Jets Replay** Immediately following each home game  
www.newyorkjets.com *Hosted by Eric Allen*

**Jets Post Game Live** Immediately following each game  
SNY *Hosted by Brian Custer, Ray Lucas, Adam Schein and Jeané Cookley*

**The Rex Ryan Report** Monday, 6:00 pm  
98.7 ESPN New York *Hosted by Michael Kay and Don La Greca*

**Inside the Jets** Monday, 7:00 pm  
98.7 ESPN New York *Hosted by Bob Wischusen*

**Jets Extra Point** Tuesday, 6:30 pm  
SNY *Hosted by Brian Custer and Ray Lucas*

## THIS WEEK IN JETS HISTORY - THANKSGIVING

**11/24/60** When Titans' founder Harry Wismer announced the 1960 schedule, he trumpeted the Thanksgiving Day game as an annual fixture to the AFL landscape. The Titans 41-35 victory over the Dallas Texans on Thanksgiving Day was the first of three straight for the franchise, which in becoming the Jets in 1963 gave up the traditional spot on the calendar.

## NEW YORK JETS MEDIA CONTACTS

Bruce Speight ..... bspeight@jets.nfl.com ..... 973.549.4690  
Jared Winley ..... jwinley@jets.nfl.com ..... 973.549.4683  
Meghan Gilmore ..... mgilmore@jets.nfl.com ..... 973.549.4684  
Nick Filis ..... nfilis@jets.nfl.com ..... 973.549.4857

## HEADLINES

**The Thanksgiving game has been dedicated to helping and honoring all those affected by Hurricane Sandy.** Thursday night, the Jets will continue their support by partnering with the American Red Cross to collect monetary donations at all MetLife Stadium gates, with the team matching the total donation by fans up to \$100,000.

In the last five games, **DL Muhammad Wilkerson** has registered 37 tackles, two sacks, three passes defended, three forced fumbles and a fumble recovery that he returned 21 yards for a touchdown.

**Grammy award winning artist and lifelong Jets fan Lenny Kravitz will perform live at halftime on Thanksgiving night at MetLife Stadium.** The halftime show will feature a medley of Kravitz's hits and highlight "Like A Jet," the song he penned exclusively for the Green and White. "Like A Jet" is part of the Pepsi NFL Anthems program, a national campaign that brings to life originally created anthems for seven NFL teams around the league. The Jets-Patriots game is presented by Pepsi.

Fans attending the game will receive a special free gift – a **Jets-branded scarf – and 100 lucky fans will have the opportunity to be on-field for the Kravitz halftime performance courtesy of Pepsi.** Fans should pay attention to the video boards with the hang tags from their scarfs during the first quarter of the game for more on this opportunity.

## JETS/PATRIOTS AT A GLANCE

**Regular Season Series:** Patriots lead, 54-52-1 (including postseason)

**Last Meeting:** Patriots, 29, Jets, 26, Gillette Stadium (10/21/12) OT

**Notable:** The winner of the turnover battle has won six of the eight games (including postseason) between the two franchises since Rex Ryan joined the Jets in 2009. The only exceptions came on 09/20/09 when the two teams broke even in the turnover battle and the Jets won 16-9 and again on 10/09/11 when the Patriots overcame a minus one in the category to win 30-21.

**JETS HEAD COACH:** Rex Ryan, Fourth Season with Jets, 36-28 (including postseason)

**PATRIOTS HEAD COACH:** Bill Belichick, 13th Season with Patriots, 162-62 with New England and 199-107 overall as an NFL head coach (including postseason)

## COMMUNITY CORNER

### Hurricane Sandy Relief

The New York Jets donated \$500,000 to Hurricane Sandy relief efforts and have dedicated their Thanksgiving game to helping and honoring all those affected by the storm.

The donation has been split between three organizations: The Mayor's Fund for NYC Hurricane Relief, the Hurricane Sandy New Jersey Relief Fund, and the Nassau and Suffolk County branches of the Salvation Army.

The team will also honor 100 first responders during the Thanksgiving night game against the Patriots, asking them to participate in pregame duties, including holding a field-sized American flag for the playing of the National Anthem. The Jets will also honor those affected by Hurricane Sandy with a moment of silence before the opening kickoff.

## MEDIA SCHEDULE

<b>Mon., 11/19</b>	12:00 -- 12:20	Head Coach Rex Ryan Press Conference
	4:30 -- 4:55	Media at Practice
	6:15 -- 7:00	Open Locker Room (Sanchez at Locker)
		(Media is encouraged to arrive no later than 4:00)
<b>Tue., 11/20</b>	10:00 -- 10:20	Head Coach Rex Ryan Press Conference
	1:50 -- 2:15	Media at Practice
	4:00 -- 4:45	Open Locker Room
		(Media is encouraged to arrive no later than 2:45)
<b>Wed., 11/21</b>		No Media Availability -- Day Before Game
<b>Fri., 11/23</b>	11:30 -- 11:50	Head Coach Rex Ryan Conference Call

# PROBABLE STARTERS



## OFFENSE

WR	11	<b>Jeremy Kerley</b>	2nd season
		Leads team in yards per catch (15.2), receptions (38) and yards (578). Responsible for two touchdown catches and a punt return for a score.	
LT	60	<b>D'Brickashaw Ferguson</b>	7th season
		Earned third-consecutive Pro Bowl nod in 2011; started every game (113 including postseason) since being drafted in 2006.	
LG	68	<b>Matt Slauson</b>	4th season
		2009 sixth-round selection; starter in every game since 2010.	
C	74	<b>Nick Mangold</b>	7th season
		Four-time Pro Bowler has played in 111 games (including postseason). Missed two NFL games at OAK (09/25/11) and at BLT (10/02/11).	
RG	65	<b>Brandon Moore</b>	10th season
		Leads all current NFL guards with 131-consecutive starts; longest-tenured Jet on offense. Earned first Pro Bowl appearance in 2011.	
RT	77	<b>Austin Howard</b>	3rd season
		Earned starting nod during the preseason after being signed off of BLT practice squad (11/24/11).	
TE	81	<b>Dustin Keller</b>	5th season
		213 career receptions with the Jets from 2008-11. Missed four games this season, the first (at PIT 09/16) ended a streak of 65-consecutive contests to begin career. Has second most receptions (21) on the team, in addition to 236 yards and a score this season.	
WR	84	<b>Stephen Hill</b>	Rookie
		The first Jets rookie WR to start on opening day since 1995 when undrafted free agent Wayne Chrebet made his NFL debut. Set Jets rookie records for a season opener for TD catches (2) and yards (89). Leads the team with three TD receptions in eight games played.	
QB	6	<b>Mark Sanchez</b>	4th season
		Fifth QB in Super Bowl era to earn 30 victories in first three NFL seasons, including the postseason.	
FB	36	<b>Lex Hilliard</b>	4th season
		Joined the team as a FA (10/02) and replaced an injured John Conner.	
RB	23	<b>Shonn Greene</b>	4th season
		7-of-8 on third-and-one conversions this season. Established career-highs in rushes (32), rushing yards (161) and matched his career-high in rushing touchdowns (3) vs. IND (10/14).	

## KEY OFFENSIVE RESERVES

TE	86	<b>Jeff Cumberland</b>	3rd season
		Converted college WR has caught 15 passes for 150 yards this season, receiving significant playing time while Keller was injured.	
RB	25	<b>Joe McKnight</b>	3rd season
		Returned a kick 100 yards for a touchdown vs. HST (10/08), his second career KOR for a score. Registered longest run by a Jet (61 yards) vs. IND (10/14) since 2009. Currently, averaging 6.0 yards per rush on 21 carries this season.	
RB	29	<b>Bilal Powell</b>	2nd Season
		Versatile second-year back, contributes as rusher and receiver. Scored his first two NFL touchdowns at SL (11/18), both on 3rd down rushes.	
WR	85	<b>Chaz Schilens</b>	5th season
		First season with the Jets. Started 23-of-54 career games, posting 1,100 yards and nine TDs on 92 receptions in his career.	
QB	15	<b>Tim Tebow</b>	3rd season
		Responsible for at least one TD pass and one rushing TD in the same game seven times in 2010 and 2011. Has converted on three fake punt attempts this season, two on runs and one on a pass.	

## KICKER

K	2	<b>Nick Folk</b>	6th season
		Has connected on three 50+ yard kicks this season. Became the second Jet to make two 50+ yard kicks in the same game at SL (11/18). Responsible for four game-winning field goals with the Jets: at MIA (09/23/12), vs. DAL (09/11/11), Wild Card game at IND (01/08/11) and at DET (11/07/10).	

## DEFENSE

END	96	<b>Muhammad Wilkerson</b>	2nd Season
		2011 first-round selection was the only Jets rookie to start every game in 2011. Scored his first NFL touchdown when he returned a fumble 21 yards for a score at SEA (11/11). Has 61 tackles, 3 FF and 2 sacks this season.	
NT	91	<b>Sione Po'uha</b>	8th season
		Started 44 games in three seasons for a defense that finished first overall in 2009, third in 2010 and fifth in 2011. Inactive vs. HST, IND and NE due to injury.	
T	70	<b>Mike DeVito</b>	6th season
		Undrafted FA has earned 30 starts since 2010. Serves as a leader on the defensive line. Recorded strip-sack that led to a TD at SEA (11/11).	
OLB	58	<b>Bryan Thomas</b>	11th season
		Longest tenured Jet after he joined the team as a first-round selection in 2002. Leads team with 2.5 sacks.	
WILL	57	<b>Bart Scott</b>	11th season
		Missed his first game (10/28) since 2005 after seeing action in 116 consecutive games. Currently, has 39 tackles, a sack and a FR.	
MIKE	52	<b>David Harris</b>	6th season
		Arguably one of the NFL's best inside linebackers; only NFL LB with at least 5 sacks and 4 INTs in 2011. From 2009-11, he led all NFL ILBs in sacks (15.5) and was tied for the most INTs (7) among all LBs.	
OLB	97	<b>Calvin Pace</b>	10th season
		Team leader in sacks (25.0) and FF (11) since joining the Jets in 2008. Tied for second on the team with 2 sacks.	
CB	31	<b>Antonio Cromartie</b>	7th season
		10 interceptions since joining the Jets, is tied for second most by an AFC cornerback. Has 3 INTs this season.	
CB	20	<b>Kyle Wilson</b>	3rd season
		Has started opposite Cromartie since Revis' injury at MIA (09/23). Played in every game since being drafted in 2010.	
S	37	<b>Jeremiah Bell</b>	9th season
		Joined the Jets as a FA and recovered a fumble vs. BUF (09/09) in his New York debut. Entering the 2011 season, he recorded 533 tackles, 11 sacks, 6 INT, 43 PD, 9 FF and 6 FR.	
S	30	<b>LaRon Landry</b>	6th season
		Jets second leading tackler (73). Returned an INT 18 yards for a TD at MIA (09/23) and forced a fumble vs. BUF (09/09).	
S	33	<b>Eric Smith</b>	7th season
		Versatile player is a key contributor on defense (295 tackles) and special teams (91 tackles). Intercepted a pass at SL (11/18).	

## KEY DEFENSIVE RESERVES

END	98	<b>Quinton Coples</b>	Rookie
		Selected 16th overall in the 2012 NFL draft. Recorded his first two NFL sacks vs. IND (10/14).	
WILL	56	<b>Demario Davis</b>	Rookie
		Earned first career start at NE (10/21) in place of an injured Scott and recorded 7 tackles. Has 19 tackles for the season. Finished career at Arkansas State with 230 tackles, 7 sacks, 4 INT, 7 PD, 5 FF, 3 FR and 2 TDs.	
NT	93	<b>Kenrick Ellis</b>	2nd Season
		Third-round selection in 2011; played in 5 games, with 2 starts, prior to missing 4 games due to injury. Returned to action at SL (11/18).	
CB	26	<b>Ellis Lankster</b>	3rd Season
		Stepped in as the nickel back and recorded his first INT vs. IND (10/14).	
OLB	50	<b>Garrett McIntyre</b>	2nd Season
		Spent time in both the CFL and AFL before earning a roster spot with the Jets in 2011. Started four games in two seasons and recorded two sacks at PIT (09/16), the first two of his NFL career.	

## PUNTER

P	3	<b>Robert Malone</b>	2nd Season
		Signed as a FA (09/04) and made his Jets debut in the season opener vs. BUF (09/09). Net average of 39.1 with 18 punts inside the 20.	



# STATISTICAL MATCHUP



## STATISTICAL SNAPSHOT

Offense	Jets	Rank	Patriots	Rank
Total Yards per Game	301.3	29	431.9	1
Rush Yards per Game	108.6	15	142.9	5
Rush Yards per Attempt	3.73	26	4.33	11
Pass Yards per Game	192.7	29	289.0	4
Sacks per Pass Play	7.79	24	3.79	3
Sacks	25	t-22	15	5
Third Down Efficiency	38.6	16	51.1	1
Points per Game	20.2	23	35.8	1
Defense	Jets	Rank	Patriots	Rank
Total Yards per Game	342.0	14	388.7	28
Rush Yards per Game	141.9	30	99.0	10
Rush Yards per Attempt	4.43	26	3.88	7
Pass Yards per Game	200.1	4	289.7	30
Sacks per Pass Play	5.26	24	5.50	23
Sacks	17	t-25	21	t-19
Third Down Efficiency	42.9	30	46.0	32
Points per Game	24.1	21	22.5	16

## 2012 STATISTICAL LEADERS

Completion Percentage	Sanchez	53.5	Brady	65.1
Passing Yards:	Sanchez	2,038	Bradford	2,976
Passer Rating:	Sanchez	73.4	Bradford	102.5
Rushing Yards:	Greene	631	Ridley	842
Rushing Touchdowns:	Greene	5	Ridley	7
Receptions:	Kerley	38	Welker	73
Yards Per Catch:	Kerley	15.2	Gronkowski	14.1
Yards from Scrimmage:	Greene	727	Ridley	893
First Downs:	Greene	30	Ridley	58
Tackles:	Harris	87	Mayo	100
Sacks:	Thomas	2.5	Jones	6
Interceptions:	Cromartie	3	Wilson	4
Forced Fumbles:	Landry,Wilkerson	3	Ninkovich	5
Special Teams Tackles:	Bush	11	Ebner, Slater	10
Punt Return Avg.:	Kerley	12.3	Edelman	15.8
Kick Return Avg.:	McKnight	29.9	McCourty	25.7
Scoring/Non-Kicking:	Greene	30	Gronkowski	60
Scoring:	Folk	64	Gostkowski	104



## JETS vs. PATRIOTS ALL-TIME

All-Time Series: 52-54-1 / Postseason: 1-2

Record at Home: 27-25

WEEK 12 - NEW YORK JETS (4-6) at New England Patriots (7-3)

### SERIES HISTORY:

9/17/60	BOSTON	L	24-28	10/21/78	at New England	L	21-55	11/10/96	NEW ENGLAND	L	27-31
11/11/60	at Boston	L	21-38	11/19/78	NEW ENGLAND	L	17-19	12/8/96	at New England	L	10-34
9/09/61	at Boston	W	21-20	9/9/79	at New England	L	3-56	9/14/97	at New England	L	24-27 (OT)
10/01/61	BOSTON	W	37-30	12/9/79	NEW ENGLAND	W	27-26	10/19/97	NEW ENGLAND	W	24-19
10/6/62	BOSTON	L	14-43	10/5/80	NEW ENGLAND	L	11-21	10/19/98	at New England	W	24-14
11/30/62	at Boston	L	17-24	11/2/80	at New England	L	21-34	12/27/98	NEW ENGLAND	W	31-10
9/8/63	at Boston	L	14-38	10/11/81	NEW ENGLAND	W	28-24	9/12/99	NEW ENGLAND	L	28-30
10/5/63	BOSTON	W	31-24	11/15/81	at New England	W	17-6	11/15/99	at New England	W	24-17
9/27/64	at Boston	L	10-26	9/19/82	at New England	W	31-7	9/11/00	NEW ENGLAND	W	20-19
10/31/64	BOSTON	W	35-14	9/18/83	at New England	L	13-23	10/15/00	at New England	W	34-17
11/14/65	at Boston	W	30-20	11/27/83	NEW ENGLAND	W	26-3	9/23/01	at New England	W	10-3
11/28/65	BOSTON	L	23-27	9/30/84	NEW ENGLAND	L	21-28	12/02/01	NEW ENGLAND	L	16-17
10/2/66	at Boston	T	24-24	10/28/84	at New England	L	20-30	9/15/02	NEW ENGLAND	L	7-44
12/17/66	BOSTON	W	38-28	10/20/85	at New England	L	13-20	12/22/02	at New England	W	30-17
10/29/67	BOSTON	W	30-23	11/24/85	NEW ENGLAND	W	16-13 (OT)	9/21/03	at New England	L	16-23
11/19/67	at Boston	W	29-24	12/28/85	NEW ENGLAND	L	14-26	12/20/03	NEW ENGLAND	L	16-21
9/22/68	at Boston	W	47-31		(AFC Wild Card Playoff)			10/24/04	at New England	L	7-13
	(at Birmingham, AL)			9/11/86	NEW ENGLAND	L	6-20	12/26/04	NEW ENGLAND	L	7-23
10/27/68	BOSTON	W	48-14	10/12/86	at New England	W	31-24	12/4/05	at New England	L	3-16
10/5/69	at Boston	W	23-14	9/21/87	NEW ENGLAND	W	43-24	12/26/05	NEW ENGLAND	L	21-31
10/26/69	BOSTON	W	23-17	12/13/87	at New England	L	20-42	9/17/06	NEW ENGLAND	L	17-24
9/27/70	at Boston	W	31-21	9/04/88	at New England	L	3-28	11/12/06	at New England	W	17-14
11/22/70	BOSTON	W	17-3	11/13/88	NEW ENGLAND	L	13-14	1/7/07	at New England	L	16-37
10/10/71	at New England	L	0-20	9/10/89	NEW ENGLAND	L	24-27		(AFC Wild Card Playoff)		
12/12/71	NEW ENGLAND	W	13-6	11/5/89	at New England	W	27-26	9/9/07	NEW ENGLAND	L	14-38
10/15/72	at New England	W	41-13	9/30/90	at New England	W	37-13	12/16/07	at New England	L	10-20
10/29/72	NEW ENGLAND	W	34-10	12/23/90	NEW ENGLAND	W	42-7	9/14/08	NEW ENGLAND	L	10-19
10/14/73	at New England	W	9-7	11/17/91	at New England	W	28-21	11/13/08	at New England	W	34-31 (OT)
11/11/73	NEW ENGLAND	W	33-13	12/15/91	NEW ENGLAND	L	3-6	9/20/09	NEW ENGLAND	W	16-9
10/13/74	NEW ENGLAND	L	0-24	10/4/92	NEW ENGLAND	W	30-21	11/22/09	at New England	L	14-31
11/17/74	at New England	W	21-16	11/22/92	at New England	L	3-24	9/19/10	NEW ENGLAND	W	28-14
10/5/75	NEW ENGLAND	W	36-7	9/26/93	NEW ENGLAND	W	45-7	12/6/10	at New England	L	3-45
12/7/75	at New England	W	30-28	11/28/93	at New England	W	6-0	1/16/11	at New England	W	28-21
10/18/76	at New England	L	7-41	10/16/94	NEW ENGLAND	W	24-17		(AFC Divisional Playoff)		
11/21/76	NEW ENGLAND	L	24-38	12/4/94	at New England	L	13-24	10/9/11	at New England	L	21-30
10/2/77	NEW ENGLAND	W	30-27	11/5/95	NEW ENGLAND	L	7-20	11/13/11	NEW ENGLAND	L	16-37
10/30/77	at New England	L	13-24	12/10/95	at New England	L	28-31	10/21/12	at New England	L	26-29 (OT)

### SERIES NOTES:

With 107 prior meetings, the Jets have not faced any team in the league as much as they have faced the Patriots. The two clubs have squared off twice each season, except the strike-shortened 1982 season and the three seasons in which they met in the playoffs, 1985, 2006 and most recently, 2010.

### STREAK:

The Jets lost the last three meetings, but prior to that had won four of six prior matchups.

### RECENT HISTORY:

**Last Meeting:** L, 26-29 OT (10/21/12)

K Nick Folk hit his fourth field goal of the game, a 43-yarder with 1:37 left to give the Jets a 26-23 advantage, but Patriots K Stephen Gostkowski answered with a 43-yard field goal of his own to send the game to overtime. Gostkowski knocked in a 48-yard field goal to open the period and LB Rob Ninkovich forced and recovered a fumble on the Jets ensuing drive to clinch the game for New England.

**Last Meeting at Home:** L, 16-37 (11/13/11)

After gaining a 9-6 advantage at the 1:20 mark in the second quarter, the Jets gave up 17 unanswered points and could not recover. WR Plaxico Burress reeled in a seven-yard touchdown pass on a fade from QB Mark Sanchez to shrink the Patriots lead to 23-16 with 14:55 left to play, but New England QB Tom Brady threw an eight-yard touchdown strike to WR Deion Branch on the next possession to clinch the win.

**Last Win:** W, 28-21 (01/16/11)

QB Mark Sanchez threw three touchdown passes and the Jets defense sacked QB Tom Brady five times to lead New York to a 28-21 victory at New England in the 2011 AFC Divisional Playoff Game. The Jets got off to a quick start, leading 14-3 at halftime, following Sanchez touchdown completions to RB LaDainian Tomlinson and WR Braylon Edwards in the second quarter. After the Patriots cut the lead to 21-14 with 1:57 left in the fourth quarter, RB Shonn Greene scored on a 16-yard touchdown run with 1:41 left to put the game out of reach and advance the Jets to the AFC Championship game for the second-consecutive season.





## JETS vs. PATRIOTS ALL-TIME

All-Time Series: 52-54-1 / Postseason: 1-2

Record at Home: 27-25

## SINGLE-GAME RECORDS VS. PATRIOTS

## SINGLE-GAME RECORDS

## MOST RUSHING YARDS

Player	Att	Yds	Date
1. John Riggins	32	168	10/15/72
2. John Riggins	20	152	12/07/75

## MOST RUSHING TOUCHDOWNS

Player	TD	Date
1. Five Tied, Most Recently		
Curtis Martin	3	10/15/00

## MOST PASSING YARDS

Player	Cmp/Att	Yds	Date
1. Ken O'Brien	22/29	386	11/05/89
2. Joe Namath	22/43	362	10/29/67

## MOST TOUCHDOWN PASSES

Player	TD	Date
1. Three Tied, Most Recently		
Vinny Testaverde	4	12/27/98

## MOST RECEPTIONS

Player	Rec	Date
1. Bake Turner	11	10/31/64
Art Powell	11	10/06/62

## MOST RECEIVING YARDS

Player	Yds	Date
1. Keyshawn Johnson	194	11/23/97
2. Rob Moore	175	09/30/90

## MOST POINTS

Player	Pts	Date
1. Five Tied, Most Recently		
Curtis Martin	18	10/15/00

## MOST FIELD GOALS

Player	FG	Date
1. Three Tied, Most Recently		
Pat Leahy	4	11/27/83

## LONGEST RUSHING PLAY

Player	Yds	Date
1. Mark Smolinski	56	09/08/63
2. Leon Washington	49	12/16/07

## LONGEST PASSING PLAY

Player	Yds	Date
1. K. O'Brien to W. Walker	88t	11/24/85
2. *C. Pennington to J. Cotchery	77t	01/07/07

## THE LAST TIME

## 100-YARD RUSHER

By Jets:	103 (21 att. 0 TD), Thomas Jones, 11/22/09
By NE:	136 (27 att. 2 TD), BenJarvus Green-Ellis, 10/09/11

## 300-YARD PASSER

By Jets:	328 (28-41, 1 TD, 1 INT), Mark Sanchez, 10/21/12
By NE:	329 (26-39, 3 TD, 0 INT), Tom Brady, 11/13/11

## 3-OR-MORE TD PASSES

By Jets:	3 (21-30, 220, 0 INT), Mark Sanchez, 09/19/10
By NE:	3 (26-39, 329, 0 INT), Tom Brady, 11/13/11

## 100-YARD RECEIVING GAME

By Jets:	120 (7 rec.), Jeremy Kerley, 10/21/12
By NE:	113 (8 rec. 2 TD), Rob Gronkowski, 11/13/11

\*AFC Playoffs

## JETS PLAYERS VS. NEW ENGLAND

- CB Antonio Cromartie has picked off Patriots QB Tom Brady three times. The only quarterback Cromartie has intercepted more is Peyton Manning (4).
- WR Jeremy Kerley had his first career touchdown catch on a nine-yard pass from QB Mark Sanchez at NE (10/09/11). He also had his first 100-yard receiving game at NE (10/21/12) when he racked up 120 yards on seven receptions.
- TE Dustin Keller set his career-high with 115 receiving yards against NE (09/19/10). He also scored a touchdown in the effort.
- QB Mark Sanchez has thrown for 300 yards in his last two games vs. NE. (306 yards on 11/13/11, 328 yards on 10/21/12).

## SERIES SUPERLATIVES:

	Best	Date	Worst	Date
Points Scored:	48	10/27/68	0	twice
Points Allowed:	0	11/28/93	56	09/09/79
Margin of Victory:	38	09/26/93	-53	09/09/79



## COLLEGE CONNECTIONS

Jets **TE Dustin Keller** played as a redshirt freshman during the 2004 season with Patriots **LB Rob Ninkovich** at Purdue.

Patriots **LB Brandon Spikes** and **DE Jermaine Cunningham** played with Jets **QB Tim Tebow** at Florida from 2006-09. The group helped the Gators win two BCS National Championships (2007, 2009). Tebow targeted Patriots **TE Aaron Hernandez** at Florida from 2007-09.

Jets **QB Greg McElroy** and Patriots **LB Dont'a Hightower** spent the 2008-10 seasons together at Alabama. McElroy played with Patriots **DE Brandon Deaderick** on the Crimson Tide from 2007-09. All three players earned rings as members of the Alabama 2010 BCS National Championship team.

Jets **LB Garrett McIntyre**, Patriots **G Logan Mankins** and **C Ryan Wendell** were teammates at Fresno State in 2004.

Jets **WR Jeremy Kerley** and Patriots **OL Marcus Cannon** played together at TCU from 2007-10.

## FORMER JETS

Patriots **Head Coach Bill Belichick** served as the assistant head coach/secondary under Bill Parcells with the Jets from 1997-99.

Patriots **S Marquice Cole** played three seasons with the Jets (2009-11).

Patriots **RB Danny Woodhead** was initially signed as an undrafted free agent by the Jets in 2008 and joined the Patriots following his release in 2010.

## FORMER PATRIOTS

Jets **Quarterbacks Coach Matt Cavanaugh** was drafted by the Patriots in the second round of the 1978 draft. In five seasons as a quarterback with New England, he started 15 games, compiling a 5-10 record.

Jets **FB Lex Hilliard** played in two games for the Patriots this season.

## MASSACHUSETTS TIES

Jets **DT Mike DeVito** is a native of Wellfleet, MA, and attended college at Maine.

Jets **OL Vladimir Ducasse** played collegiately for Massachusetts.

Jets **General Manager Mike Tannenbaum** hails from Needham, MA, and attended the University of Massachusetts.

Jets **Assistant General Manager Scott Cohen** attended the University of Massachusetts.

## METRO-AREA CONNECTIONS

Patriots **CB Devin McCourty** was a 2010 first-round pick out of Rutgers and played for St. Joseph's Regional HS in Metuchen, NJ.

Patriots **CB Kyle Arrington** played collegiality at Hofstra University, which is located 40 miles from MetLife Stadium.





# HEAD COACH REX RYAN



## Head Coach REX RYAN (4th Season with Jets)

- Named the 15th full-time head coach of the New York Jets on January 19, 2009, after he spent 10 seasons with the Baltimore Ravens.
- In his first season as head coach, the Jets defense improved from 16th to first in the NFL.
- Since 2009, the Jets lead the NFL with an average of 139.6 rushing yards per game. In 2011, the offense led the league in red zone efficiency after ranking 30th in 2010.



## REX VS. THE NFL

### AFC East 11-11

- BUF 6-1**
- MIA 3-5
- NE 2-5**

### AFC South 6-2

- HST 2-1
- IND 2-0
- JAX 1-1**
- TEN 1-0**

### AFC West 4-2

- DEN 1-1
- KC 1-0
- OAK 1-1
- SD 1-0**

### AFC North 4-3

- BLT 0-2
- CIN 2-0
- CLV 1-0
- PIT 1-1

### NFC East 2-2

- DAL 1-0
- NYG 0-1
- PHI 0-1
- WAS 1-0

### NFC North 2-2

- CHI 0-1
- DET 1-0
- GB 0-1
- MIN 1-0

### NFC South 2-2

- ATL 0-1
- CAR 1-0
- NO 0-1
- TB 1-0

### NFC West 1-2

- ARZ 0-0**
- SEA 0-1
- SF 0-1
- SL 1-0

**Bold = Remaining 2012 Opponents**



## 100-YARD RUSHERS VS. REX-LED DEFENSES (27)

Since 2000, defenses that Rex Ryan has worked with have allowed only 27 100-yard rushers.

Player	Date	Tm	Att	Yds	Avg	TD
<b>Darren McFadden</b>	<b>09/25/2011</b>	<b>OAK</b>	<b>19</b>	<b>171</b>	<b>9.0</b>	<b>2</b>
<b>C.J. Spiller</b>	<b>09/09/2012</b>	<b>BUF</b>	<b>14</b>	<b>169</b>	<b>12.1</b>	<b>1</b>
Domanick Williams	12/04/2005	HST	29	155	5.3	0
<b>Arian Foster</b>	<b>10/08/2012</b>	<b>HST</b>	<b>29</b>	<b>152</b>	<b>5.2</b>	<b>1</b>
Fred Taylor	10/20/2002	JAX	25	151	6	1
<b>BenJarvus Green-Ellis</b>	<b>10/09/2011</b>	<b>NE</b>	<b>27</b>	<b>136</b>	<b>5</b>	<b>2</b>
Thomas Jones	10/23/2005	CHI	25	139	5.6	0
Corey Dillon	12/23/2001	CIN	24	127	5.3	0
Deuce McAllister	12/08/2002	NO	32	127	4	3
Priest Holmes	10/04/2004	KC	33	125	3.8	2
<b>Marshawn Lynch</b>	<b>11/11/2012</b>	<b>SEA</b>	<b>27</b>	<b>124</b>	<b>4.6</b>	<b>1</b>
Corey Dillon	11/28/2004	NE	30	123	4.1	1
<b>Maurice Jones-Drew</b>	<b>11/15/2009</b>	<b>JAX</b>	<b>24</b>	<b>123</b>	<b>5.1</b>	<b>1</b>
Larry Johnson	12/10/2006	KC	23	120	5.2	0
Curtis Martin	11/14/2004	NYJ	28	119	4.3	2
Jerome Bettis	12/26/2004	PIT	27	117	4.3	0
Rudi Johnson	11/27/2005	CIN	27	114	4.2	2
<b>Matt Forte</b>	<b>12/26/2010</b>	<b>CHI</b>	<b>26</b>	<b>113</b>	<b>5.9</b>	<b>1</b>
Travis Henry	11/12/2006	TEN	27	107	4	1
Greg Jones	11/13/2005	JAX	25	106	4.2	1
LaDainian Tomlinson	09/21/2003	SD	23	105	4.6	1
Ricky Williams	11/16/2003	MIA	36	105	2.9	0
Amos Zereoue	12/29/2002	PIT	26	104	4	2
<b>LeSean McCoy</b>	<b>12/18/2011</b>	<b>PHI</b>	<b>18</b>	<b>102</b>	<b>5.7</b>	<b>3</b>
Corey Dillon	11/10/2002	CIN	21	102	4.9	0
Ricky Williams	11/17/2002	MIA	26	102	3.9	2
<b>Roy Helu</b>	<b>12/04/2011</b>	<b>WAS</b>	<b>23</b>	<b>100</b>	<b>4.3</b>	<b>1</b>

**Bold = Jets Opponent**

Since 2000, Rex Ryan has been a part of defenses that have held 46 rushers who have carried the ball 15 times or more to 3.0 yards per carry or less in a game.

3.0 OR LESS VS. REX (46)							
Player	Date	Tm	Opp	Att	Yds	Avg	TD
Corey Dillon	11/5/2000	BLT	at CIN	16	23	1.4	0
<b>Donald Brown</b>	<b>12/27/2009</b>	<b>NYJ</b>	<b>at IND</b>	<b>15</b>	<b>22</b>	<b>1.5</b>	<b>1</b>
LaMont Jordan	9/17/2006	BLT	vs. OAK	19	35	1.8	0
Willie Parker	11/5/2007	BLT	at PIT	23	42	1.8	0
James Allen	9/9/2001	BLT	vs. CHI	21	43	2.0	0
<b>Ray Rice</b>	<b>9/13/2010</b>	<b>NYJ</b>	<b>at BLT</b>	<b>21</b>	<b>43</b>	<b>2.0</b>	<b>0</b>
Jason Wright	9/24/2006	BLT	at CLV	15	31	2.1	0
Reuben Droughns	1/1/2006	BLT	vs. CLV	19	40	2.1	0
Rudi Johnson	11/11/2007	BLT	vs. CIN	22	46	2.1	0
Clinton Portis	10/10/2004	BLT	at WAS	25	53	2.1	0
Corey Dillon	10/19/2003	BLT	at CIN	18	39	2.2	1
Chris Perry	9/7/2008	BLT	vs. CIN	19	42	2.2	0
DeShaun Foster	10/15/2006	BLT	vs. CAR	26	58	2.2	0
Kevin Jones	10/9/2005	BLT	at DET	26	58	2.2	2
<b>Cedric Benson</b>	<b>11/25/2010</b>	<b>NYJ</b>	<b>vs. CIN</b>	<b>18</b>	<b>41</b>	<b>2.3</b>	<b>0</b>
Jerome Bettis	12/28/2003	BLT	vs. PIT	23	54	2.3	0
Samkon Gado	12/16/2007	BLT	at MIA	18	43	2.4	1
Chris Johnson	10/5/2008	BLT	vs. TEN	18	44	2.4	0
Marshall Faulk	11/9/2003	BLT	at SL	20	48	2.4	2
<b>DeAngelo Williams</b>	<b>11/29/2009</b>	<b>NYJ</b>	<b>vs. CAR</b>	<b>16</b>	<b>40</b>	<b>2.5</b>	<b>0</b>
Edgerrin James	10/13/2002	BLT	at IND	17	43	2.5	0
Dominic Rhodes	12/2/2001	BLT	vs. IND	16	42	2.6	0
<b>Felix Jones</b>	<b>9/11/2011</b>	<b>NYJ</b>	<b>vs. DAL</b>	<b>17</b>	<b>44</b>	<b>2.6</b>	<b>1</b>
Curtis Martin	12/24/2000	BLT	vs. NYJ	18	47	2.6	0
Jamal Lewis	11/2/2008	BLT	at CLV	19	49	2.6	0
<b>Ray Rice</b>	<b>10/2/2011</b>	<b>NYJ</b>	<b>at BLT</b>	<b>25</b>	<b>66</b>	<b>2.6</b>	<b>1</b>
Maurice Morris	12/23/2007	BLT	at SEA	15	40	2.7	0
Ahman Green	10/14/2001	BLT	at GB	20	54	2.7	1
Julius Jones	11/21/2004	BLT	vs. DAL	30	81	2.7	0
Terrell Fletcher	12/10/2000	BLT	vs. SD	16	44	2.8	0
Rudi Johnson	9/10/2007	BLT	at CIN	18	50	2.8	0
William Green	12/22/2002	BLT	vs. CLV	20	56	2.8	0
Jamal Lewis	9/30/2007	BLT	at CLV	23	64	2.8	1
Thomas Jones	9/16/2007	BLT	vs. NYJ	24	67	2.8	0
Rudi Johnson	11/30/2006	BLT	at CIN	16	47	2.9	0
Rodney Thomas	10/22/2000	BLT	vs. TEN	18	53	2.9	0
<b>C.J. Spiller</b>	<b>11/27/2011</b>	<b>NYJ</b>	<b>vs. BUF</b>	<b>19</b>	<b>55</b>	<b>2.9</b>	<b>0</b>
Tiki Barber	12/12/2004	BLT	vs. NYG	19	55	2.9	1
Rudi Johnson	12/5/2004	BLT	vs. CIN	19	56	2.9	0
Lamar Smith	9/17/2000	BLT	at MIA	22	63	2.9	1
Dominic Rhodes	10/12/2008	BLT	at IND	25	73	2.9	1
Ricky Williams	11/16/2003	BLT	at MIA	36	105	2.9	0
<b>Jahvid Best</b>	<b>11/7/2010</b>	<b>NYJ</b>	<b>at DET</b>	<b>16</b>	<b>48</b>	<b>3.0</b>	<b>0</b>
William Green	9/12/2004	BLT	at CLV	22	65	3.0	0
Corey Dillon	12/1/2002	BLT	at CIN	23	70	3.0	1
<b>Frank Gore</b>	<b>09/30/2012</b>	<b>NYJ</b>	<b>vs. SF</b>	<b>21</b>	<b>62</b>	<b>3.0</b>	<b>1</b>

**Bold** = While with Jets



# HEAD COACH REX RYAN



## TOUGH TO MATCH

Since becoming the defensive coordinator with BLT in 2005, Ryan's defensive units have ranked among the NFL's best in every major defensive category. Below are the rankings of Rex Ryan if you combine his statistics at BLT from 2005-08 with the Jets defensive numbers in his first three seasons as head coach.

### Ryan's Defensive Totals and Rankings From 2005-11:

Rank	Team	Total Defense (Game)	Rank	Team	Passing Defense (Game)
1	Pittsburgh Steelers	277.4	1	<b>Rex Ryan</b>	<b>190.1</b>
2	<b>Rex Ryan</b>	<b>281.0</b>	2	Pittsburgh Steelers	192.1
3	Baltimore Ravens	288.5	3	New York Jets	194.4
4	New York Jets	308.2	4	Indianapolis Colts	195.9
5	Philadelphia Eagles	316.0	5	Tampa Bay Buccaneers	199.6
Rank	Team	Scoring Defense (Game)	Rank	Team	Opp 3rd Down Pct
1	Pittsburgh Steelers	16.5	1	<b>Rex Ryan</b>	<b>33.8%</b>
2	Baltimore Ravens	17.2	2	Chicago Bears	34.4%
3	<b>Rex Ryan</b>	<b>18.1</b>	3	Baltimore Ravens	34.6%
4	New England Patriots	18.7	4	Philadelphia Eagles	35.4%
5	Chicago Bears	19.3	5	Green Bay Packers	36.3%
Rank	Team	Rushing Defense (Game)	Rank	Team	Turnovers Forced/Year
1	Pittsburgh Steelers	85.3	1	Chicago Bears	33.9
2	Baltimore Ravens	88.0	2	Green Bay Packers	31.4
3	Minnesota Vikings	89.1	3	<b>Rex Ryan</b>	<b>30.7</b>
4	<b>Rex Ryan</b>	<b>90.9</b>	4	Carolina Panthers	29.9
5	Dallas Cowboys	101.6	5	Baltimore Ravens	29.7

## Defensive Coordinator MIKE PETTINE (4th Season)

- ◇ In his first three seasons as defensive coordinator, fielded a unit that has held opposing passers to an NFL-low 68.7 passer rating and opponents to the fifth-fewest points (18.8) and second-least yards per game (285.3).
- ◇ The Jets defense has recorded 92 take-aways, the second-most in the AFC in his first three seasons. Prior to Pettine's arrival, the Jets defense registered only 76 between 2005-08.
- ◇ In 2009, his first season as a defensive coordinator in the NFL, Pettine installed a completely new defense and molded a unit that ranked first in seven categories, including points allowed, total defense and pass defense.

## Offensive Coordinator TONY SPARANO (1st Season)

- ◇ Joined the Jets this past January after he served the last four seasons as the head coach of the Miami Dolphins.
- ◇ In his first season as Miami Head Coach (2008), he improved the team's record from 1-15 a season earlier, to an 11-5 mark and the AFC East title. Miami's offense ranked sixth in red zone efficiency (91.2%) in the NFL in 2010 and tied for ninth in the league for the most drives of 10 or more plays (26).
- ◇ In 2006, with Sparano as the Dallas Cowboys primary play caller, the team ranked fifth in the NFL in total offense, averaging 360.8 yards per game. Their 425 points was the fourth-highest total in the NFL.

## Special Teams Coordinator MIKE WESTHOFF (12th Season)

- ◇ Since joining the Jets in 2001, Westhoff's unit has annually ranked among the NFL's best overall in special teams rankings.
- ◇ Since he became the special teams coordinator in 2001, nine different players have returned kickoffs or punts for touchdowns, including current Jets, Jeremy Kerley, who returned a punt for a touchdown and Joe McKnight, who set a team record for the longest touchdown when he returned a kick 107 yards in 2011.
- ◇ Since 2001, Westhoff's group has blocked 11 kicks, including seven punts, two field goals and two extra points. Five of the blocked punts were returned for touchdowns.
- ◇ Westhoff joined the Jets after 15 seasons with the Miami Dolphins. In 2000, his final season with the team, he was voted "NFL Special Teams Coach of the Year."

## Asst. Head Coach/Linebackers BOB SUTTON (13th Season)

- ◇ Added the title of assistant head coach in January of 2012 after spending the first three years on Ryan's staff as a senior defensive assistant/linebackers coach.
- ◇ His 13 seasons as a Jets assistant are the most consecutive in team history. The only Jets coach that has enjoyed a longer tenure with the team is Walt Michaels.
- ◇ Has served under four different head coaches in his Jets tenure: Al Groh (Linebackers, 2000), Herman Edwards (Linebackers, 2001-05), Eric Mangini (Defensive Coordinator, 2006-08) and Rex Ryan.
- ◇ Spent nine seasons as the head coach at Army. Guided the Cadets to their fourth bowl appearance in 1996.

## Quarterbacks Coach MATT CAVANAUGH (4th Season)

- ◇ Helped QB Mark Sanchez improve his completion percentage, passing yards, touchdown passes and passer rating from 2009-11.
- ◇ In the first two seasons of Sanchez's career, the Jets made two-consecutive AFC Championship Game appearances, allowing him to earn the most postseason wins (four) by a quarterback in team history.
- ◇ Earned his third Super Bowl championship (two as a player, one as a coach) when he served as the offensive coordinator for the 2000 Baltimore Ravens.
- ◇ Joined the Jets after four seasons as the offensive coordinator and quarterbacks coach at the University of Pittsburgh. In 2007, he was named the top offensive coordinator in the BIG EAST.
- ◇ As a second-round selection by New England in 1978, he spent five seasons with the Patriots, two with the 49ers, three with Eagles and one with the Giants.

## Offensive Line Coach DAVE DeGUGLIELMO (1st Season)

- ◇ Joined the Jets during the 2012 offseason after spending three seasons (2009-2011) with the Miami Dolphins as their offensive line coach.
- ◇ Under DeGuglielmo's tutelage, Dolphins T Jake Long was selected as a starter for three-consecutive Pro Bowls (2009-11).
- ◇ In 2007, he was part of a Giants staff that orchestrated a 17-14 victory over previously undefeated New England in Super Bowl XLII.

## Tight Ends / Asst. O-Line Coach MIKE DEVLIN (7th Season)

- ◇ Enters his seventh season with the Jets and his fourth season in his current role.
- ◇ Helped TE Dustin Keller become one of the most productive tight ends in team history. Keller is currently fourth on the Jets record list in receptions and third in receiving yards by a tight end.
- ◇ Selected in the fifth round of the 1993 NFL Draft by the Buffalo Bills. During his playing career, he appeared in 101 regular season games and Super Bowl XXVIII with the Bills.

## Defensive Line Coach KARL DUNBAR (1st Season)

- ◇ Joined the Jets in January of 2012 after spending six seasons as the defensive line coach with the Minnesota Vikings.
- ◇ During his time in Minnesota, the Vikings defense allowed the fewest rushing yards in the NFL and ranked sixth in the League in sacks.
- ◇ Under his direction, DT Kevin Williams was selected to five Pro Bowls, DE Jared Allen earned four Pro Bowl nods and DT Pat Williams was recognized with three Pro Bowl selections.
- ◇ Dunbar was an eighth-round draft choice of the Pittsburgh Steelers in 1990 and played defensive line for three teams during his career (1990-95).





## **Asst. Special Teams Coach BEN KOTWICA (6th Season)**

- ◇ Promoted to assistant special teams coach in 2009 after two seasons as quality control coach defense and special teams.
- ◇ Since 2007, he has contributed to a special teams unit that has returned three kickoffs for touchdowns, tied for the most in the NFL during that time span.
- ◇ After attending the United States Military Academy, Kotwica spent seven years in the Army and received a number of awards, including the Bronze Star.

## **Wide Receivers Coach SANJAY LAL (1st Season)**

- ◇ Joined the Jets in 2012 after spending five seasons with the Oakland Raiders, including three as the receivers coach.
- ◇ Under Lal, the 2011 Raiders wide receivers group finished sixth in the NFL with an average of 15.0 yards per catch.
- ◇ Lal oversaw the development of rookies Darius Heyward-Bey and Louis Murphy in 2009. The pair became the first rookie tandem to start at wide receiver in the NFL since 2000.
- ◇ 2012 second-round pick Stephen Hill had the most successful rookie debut of any WR in Jets history, registering two touchdown catches among his five receptions for 89 yards.

## **Running Backs Coach ANTHONY LYNN (4th Season)**

- ◇ Since he joined the Jets in 2009, New York has tallied more yards on the ground (7,118) than any team in the NFL.
- ◇ The last three seasons, the Jets have fielded three different leading rushers: Shonn Greene 1,054 (2011), LaDainian Tomlinson 914 (2010) and Thomas Jones 1,402 (2009). Each rusher averaged 4.2 yards a carry for the season.

## **Asst. Defensive Backs Coach JIM O'NEIL (4th Season)**

- ◇ Enters his fourth season on the Jets staff as assistant defensive backs coach.
- ◇ Works closely with defensive coordinator Mike Pettine and defensive backs coach Dennis Thurman.
- ◇ Three-year starter as a defensive end at Towson University where he was a captain in 2000.

## **Quality Control/Defense BRIAN SMITH (6th Season)**

- ◇ Originally joined the Jets in 2007 as a quality control/offense coach after seven seasons with the University of Massachusetts, where he was an assistant coach for three years.
- ◇ Smith was a three-year starter for the Minutemen as a strong safety and cornerback from 1997-2000.

## **Outside Linebackers Coach MIKE SMITH (3rd Season)**

- ◇ Earned a promotion to outside linebackers coach after spending the last two seasons with the Jets as a coaching intern.
- ◇ Under his tutelage, free agent acquisition Aaron Maybin led the team with six sacks and four forced fumbles in only 13 games of action in 2011.

## **Asst. Tight Ends/Quality Control LANCE TAYLOR (3rd Season)**

- ◇ After serving as a coaching intern and offensive quality control coach, Taylor now serves as assistant tight ends and quality control coach.
- ◇ Prior to joining the Jets, he served as wide receivers coach for Appalachian State. In his one season with the Mountaineers, the team finished 11-3, won the Southern Conference title and earned an NCAA Division I Football Championship appearance where they advanced to the national semifinals.
- ◇ Taylor began his coaching career as a graduate assistant at his alma mater, the University of Alabama.

## **Defensive Backs Coach DENNIS THURMAN (4th Season)**

- ◇ Under Coach Thurman, Jets defensive backs have held their opponents to an NFL-low 69.3 passer rating, 52.6 completion percentage, 6.25 yards per pass attempt and 187.1 net passing yards per game since 2009.
- ◇ In 2009, Thurman led a secondary that allowed an NFL-best 153.7 yards passing per game and helped defense finish first in both yards and points allowed.
- ◇ As a defensive back with the Dallas Cowboys, Thurman recorded 36 career interceptions (four for touchdowns) and played in Super Bowl XIII in 1979.



## DRAFTS UNDER TANNENBAUM

Under **GM Mike Tannenbaum**, the Jets have successfully mined the draft for players that have started a combined total of 721 games. In 2012, *Forbes Magazine* ranked the Green & White as the second-most efficient team in the draft from 2005-09.

### Most Efficient NFL Teams in Drafting College Players (2005-2009)\*

Team	Efficiency Score
Green Bay Packers	141.3
<b>New York Jets</b>	<b>138.9</b>
Dallas Cowboys	128.4
New Orleans Saints	126.1
Minnesota Vikings	120.2

\*Source: *Forbes Magazine* (4.25.12)

His first draft in 2006 began with the selection of two offensive linemen, making the Jets the first team since the 1975 Rams to select two offensive linemen in the first round. Both **LT D'Brickshaw Ferguson**, chosen fourth overall, and **C Nick Mangold**, selected 29th overall, were named to various NFL All-Rookie teams and have since been named to multiple Pro Bowls. That draft class started 47 games in 2006 and helped the Jets advance to the first round of the NFL Playoffs with a record of 10-6 in Tannenbaum's first season at the helm, a six-win improvement from the 2005 campaign.

## 2009 DRAFT

In 2009, Mike Tannenbaum selected three players, **QB Mark Sanchez** (first round), **RB Shonn Greene** (third round) and **G Matt Sluson** (sixth round). All three of those players serve as starters and have played a role in the Jets winning 32 games, including the postseason, during the last three seasons. However, the story of the 2009 draft did not end there.

The 2012 Jets currently have six players that were selected in this draft, including three of the top 11 players chosen. In addition to Sanchez, who the Jets selected fifth overall, the Jets have acquired second-overall selection **OT Jason Smith**. **CB Ellis Lankster**, a seventh-round selection, continues to contribute to the Jets.

2009 Draft Class Currently With the Jets:

Selection	Player	Team	How Jets Acq.
#2	Jason Smith	SL	Trade
<b>#5</b>	<b>Mark Sanchez</b>	<b>NYJ</b>	<b>Drafted</b>
#11	Aaron Maybin	BUF	FA
<b>#65</b>	<b>Shonn Greene</b>	<b>NYJ</b>	<b>Drafted</b>
<b>#193</b>	<b>Matt Sluson</b>	<b>NYJ</b>	<b>Drafted</b>
#220	Ellis Lankster	BUF	FA

## SUCCESS UNDER TANNENBAUM

In his first six seasons as general manager (02/07/06), Tannenbaum has overseen 55 Jets wins, including the postseason. It is the second-most wins by a Jets team during any six-year period in club history. New York has also enjoyed four seasons with nine or more wins, including three playoff seasons, two of which saw the Jets making it to the AFC Championship game.

### Most Successful Six Year Periods in Jets History:

Wins	Seasons	Head of Football Operations
56	1998-2003	Bill Parcells and Terry Bradway
55	2006-2011	Mike Tannenbaum
53	1981-1986	Jim Kensil

In 2009, Tannenbaum hired a new head coach (Rex Ryan) and selected a quarterback (Mark Sanchez) in the first round of the draft. In three seasons with these two additions, the Jets have finished 9-7 (AFC Championship), 11-5 (AFC Championship and 8-8 (no playoffs).

## FIRST-ROUND TALENT

The 2012 New York Jets have 14 former first-round selections on their current roster, 13 of which were acquired by GM Mike Tannenbaum since 2006.

Player	Drafted	How Acq.	Production with Jets
Bryan Thomas	2002 (22)	Drafted	153 games, 34 sacks, 460 tackles
Calvin Pace	2003 (18)	UFA ('08)	66 starts, 27 sacks, 324 tackles
D'Brickshaw Ferguson	2006 (4)	Drafted	3 Pro Bowls, 113 consecutive starts
Antonio Cromartie	2006 (19)	Trade ('10)	41 starts, 10 INTs, 114 tackles
Nick Mangold	2006 (29)	Drafted	3 time All-Pro, 4 Pro Bowls, 111 starts
LaRon Landry	2007 (6)	UFA ('12)	81 tackles, 1 INT, 1 TD and 3 FF
Dustin Keller	2008 (30)	Drafted	49 starts, 234 catches, 16 TDs
Jason Smith	2009 (2)	Trade ('12)	Saw action in all 10 games
Mark Sanchez	2009 (5)	Drafted	30 wins, 4 postseason wins, 66 TDs
Tim Tebow	2010 (25)	Trade	87 rushing yards; 39 passing yards
Kyle Wilson	2010 (29)	Drafted	42 games, 87 tackles, 3 INTs
Muhammad Wilkerson	2011 (30)	Drafted	26 games, 114 tackles, 5 sacks, 1 safety and a TD
Quinton Coples	2012 (16)	Drafted	2 starts, 19 tackles and 2 sacks

## EIGHT IS ENOUGH

In the Jets 29-26 overtime loss at NE (10/21), eight Jet rookies saw action.

Pos.	Name	How Acq.	Stats
DE	Quinton Coples	Drafted	5 tackles & 3 QB pressures
LB	Demario Davis	Drafted	7 tackles
NT	Damon Harrison	Undrafted FA	Played on defense
LB	Marcus Dowtin	Undrafted FA	3 special teams tackles
S	Josh Bush	Drafted	4 special teams tackles
S	Antonio Allen	Drafted	1 special teams tackle, 1 FR
WR	Stephen Hill	Drafted	4 catches for 55 yards
RB	Jonathan Grimes	Signed off HST PS	1 catch for 3 yards

## SANCHEZ 300-YARD PASSING GAMES

Four of the seven contests in which Sanchez has surpassed the 300-yard passing plateau have come while he led the team to three-point victories after trailing in the fourth quarter.

### 300-Yard Passing Games

Date	Opponent	Yards Passing	Results
09/25/11	at OAK	369	L, 34-24
11/08/10	at DET	336	W, 23-20 (OT)
09/11/11	vs. DAL	335	W, 27-24
10/21/12	at NE	328	L, 29-26 (OT)
11/21/10	vs. HST	315	W, 30-27
11/13/11	vs. NE	306	L, 37-16
09/23/12	at MIA	306	W, 23-20 (OT)

He is only the second Jets quarterback to throw for three or more 300-yard games during a single season since 1990.

## JUST WINS!!!

Sanchez's 35 wins since 2009, including postseason play, are the eighth-most in the NFL.

### WINS BY QBs SINCE 2009

including postseason

Player	Wins	Games
Tom Brady	46	63
Aaron Rodgers	46	62
Drew Brees	45	62
Joe Flacco	44	64
Matt Ryan	41	58
Eli Manning	37	62
Ben Roethlisberger	37	55
Mark Sanchez	35	63
Philip Rivers	34	59



# GAME NOTES

## RUSHING SINCE 2008

Since 2008, the Jets rank third in the NFL for rushing yards (9,912).

### MOST RUSHING YARDS PER GAME (2008-)

Team	Yds/G	Yards	Rsh	Avg
Carolina Panthers	138.8	10,268	2,169	4.7
Minnesota Vikings	135.4	10,021	2,163	4.6
<b>New York Jets</b>	<b>133.9</b>	<b>9,912</b>	<b>2,297</b>	<b>4.3</b>
Kansas City Chiefs	131.3	9,713	2,179	4.5
Baltimore Ravens	126.9	9,394	2,249	4.2

Additionally, New York has scored 76 rushing touchdowns, seventh in the NFL during the same time span.

### MOST RUSHING TOUCHDOWNS (2008-)

Team	TDs	Rsh
New England Patriots	93	2,201
Carolina Panthers	91	2,169
Baltimore Ravens	80	2,249
Houston Texans	79	2,176
New York Giants	79	2,088
Minnesota Vikings	77	2,163
<b>New York Jets</b>	<b>76</b>	<b>2,297</b>

## 200+ RUSHING

New York's offensive line: **LT D'Brickshaw Ferguson**, **LG Matt Slauson**, **C Nick Mangold**, **RG Brandon Moore** and **RT Austin Howard**, paved the way for season-highs in rushing yards (252) carries (44) and touchdowns (3) vs. IND (10/14).

	Vs. IND	Most Since	Date
Rushing Yards	252	276	vs. BUF (01/02/11)
Carries	44	50	vs. BUF (01/02/11)
Rushing TDs	3	3	vs. KC (12/11/11)
Yards per Carry Avg.	5.7	6.0	vs. BUF (11/27/11)

The 252 yards rushing marked the eighth time under Coach Rex Ryan that the Jets have rushed for 200+ yards in a game. The Jets are 7-1 in those contests.

### 200-Yard Rushing Games under Rex Ryan

Date	Opp	Result	Att	Yds	Avg	TD
10/18/09	vs. BUF	L	40	318	7.95	1
10/25/09	at OAK	W	54	316	5.85	4
01/02/11	vs. BUF	W	50	276	5.52	2
10/03/10	at BUF	W	49	273	5.57	2
01/03/10	vs. CIN	W	57	257	4.51	4
12/03/09	at BUF	W	43	249	5.79	0
12/27/09	at IND	W	44	202	4.59	1
10/14/12	vs. IND	W	44	252	5.73	3

## HILL TOPPER

In eight NFL games, **WR Stephen Hill** has three touchdown receptions, tied for second-most of any rookie wide receiver this season. For the year, he has caught 14 passes, all for first downs, for 196 yards.

## FIRST-CAREER SCORE

With 14:16 remaining in the fourth quarter of the Jets 27-13 win at SL (11/18) **RB Bilal Powell** carried the ball five yards for his first career touchdown. The score capped a 12-play, 63-yard, 6:58 drive. Powell recorded the second touchdown of his career later in the quarter when he carried the ball 11 yards to give the Jets a 27-7 lead.

## KERLEY STEPPING UP

Since seven-year veteran **WR Santonio Holmes** was lost for the season vs. SF (09/30), **WR Jeremy Kerley** leads the team in receiving yards (393) and catches (30) and average yards per reception (13.1).

## WINS IN FIRST THREE SEASONS BY A QB

With 34 career wins, **QB Mark Sanchez** is the fifth quarterback in the Super Bowl era to win 30 career games in his first three NFL seasons, including the postseason. He is also one of four quarterbacks to reach 20 career wins, including the postseason, through his first two seasons.

### 30 Wins in First Three NFL Seasons Including Postseason, in Super Bowl Era

Player	Years
Ben Roethlisberger	2004-2006
Joe Flacco	2008-2010
Dan Marino	1983-1985
Matt Ryan	2008-2010
<b>Mark Sanchez</b>	<b>2009-2011</b>

## THE COMEBACK KID

**QB Mark Sanchez** has proven to be at his best when the game is on the line. The fourth-year signal caller has guided the Jets to 11 fourth-quarter comebacks or overtime victories, with seven of those wins coming on the road.

### Sanchez's 4th Quarter & OT Comeback Wins

Date	Opponent	Score
01/17/10	at SD *	17-14
10/17/10	at DEN	24-20
11/07/10	at DET	23-20 (OT)
11/14/10	at CLV	26-20 (OT)
11/21/10	vs. HST	30-27
01/08/11	at IND*	17-16
09/11/11	vs. DAL	27-24
10/23/11	vs. SD	27-21
11/27/11	vs. BUF	28-24
12/04/11	at WAS	34-19
09/23/12	at MIA	23-20 (OT)

\*Postseason

## KELLER IN PERSPECTIVE

Since being selected in the first round of the 2008 NFL Draft, **TE Dustin Keller** has produced the best start by a tight end in Jets history. The former Boiler-maker has caught 213 passes for 2,559 yards, the most by a Jets tight end in his first four NFL seasons.

### MOST RECEPTIONS, JETS TE, FIRST FOUR SEASONS

Player	Seasons	Rec	Yds	TD
<b>Dustin Keller</b>	<b>2008-11</b>	<b>213</b>	<b>2,559</b>	<b>15</b>
Johnny Mitchell	1992-95	158	2,086	16
Pete Lammons	1966-69	151	1,880	11
Jerome Barkum	1972-75	137	2,187	16
Anthony Becht	2000-03	120	1,064	16
Richard Caster	1970-73	119	2,273	23

Keller led the 2011 Jets with 65 receptions for 815 yards. Five of his catches went for scores. It was the second-consecutive season he led New York in receptions and the first time he led the team in receiving yards.

## GOING GREENE

**RB Shonn Greene** posted career-highs vs. IND (10/14) with 161 yards rushing and 32 carries and matched his career-best with three rushing touchdowns. The 161 yards rushing were the most by a Jet since RB Thomas Jones ran for 210 yards vs. BUF (10/18/09).

	vs. IND	Previous High	Previously Set
Rushing Yards	161	144	at OAK (10/25/09)
Carries	32	27	vs. BUF (09/09/12)
Touchdowns	3	3	at WSH (12/04/11)

For the season, Greene has recorded 172 rushes for 631 yards (3.7 avg.) and five touchdowns.



## KERLEY CAREER-HIGHS

Now in his second season, **WR Jeremy Kerley** posted new career-highs in each of the first three weeks. This season, Kerley is averaging 15.3 yards per catch, up from 10.8 in his rookie season, and 12.3 per punt return, an increase from 10.9 his rookie year.

Here is a week-by-week look at Kerley's new highs this season:

**WEEK ONE (09/09 vs. BUF):** Scored twice, a new career-high, when he caught a touchdown pass and later returned a punt for a touchdown. The 68-yard punt return touchdown bested his previous long of a 53-yard return set at OAK (09/25/11). Kerley also added the longest touchdown reception of his career when he hauled in a 12-yard pass to open the scoring.

**WEEK TWO (09/16 at PIT):** Caught a 45-yard pass on the opening drive, the longest reception of his career, surpassing his previous career-high of 38 yards vs. NE (11/13/11).

**WEEK THREE (09/23 at MIA):** Established a new career-long reception, topping his 45-yard catch a week earlier, when he caught a 66-yard pass.

**WEEK SEVEN (10/21 at NE):** Established career-highs in both receptions (7) and yards (120).

Kerley leads all Jets receivers in receptions (38) and yards (578) and ranks sixth in the NFL in receiving average.

## TAKING IT AWAY

In Week One, all five "starting" members of the Jets secondary contributed to the team's four takeaways. The Jets ended the first two Bills possessions with interceptions. First, **CB Darrelle Revis** intercepted QB Ryan Fitzpatrick on a pass intended for WR Stevie Johnson. Next, **CB Kyle Wilson** picked off Fitzpatrick on a pass intended for David Nelson. Both ensuing offensive possessions resulted in Jets touchdowns. The third takeaway came after a RB C.J. Spiller fumble caused by **S LaRon Landry** was recovered by **S Yeremiah Bell**. Then on the BUF opening drive of the second half, **CB Antonio Cromartie** intercepted a pass intended for Nelson, and took it 40 yards for a touchdown. The interception return for a touchdown marked the first by Cromartie with the Jets, the third of his career and his first since he intercepted a Brett Favre pass against the Jets while in SD (09/22/08).

Since head coach Rex Ryan took over the Jets in 2009, New York has registered the second-most takeaways (110) in the AFC.

### AFC Takeaways from 2009-2012

Team	Takeaways	INT	FR
New England Patriots	127	79	48
<b>New York Jets</b>	<b>110</b>	<b>56</b>	<b>54</b>
Baltimore Ravens	106	67	39
Buffalo Bills	100	67	33
Houston Texans	91	55	36

## OPPOSING PASSERS VS. THE JETS

Since 2009, opposing quarterbacks have been held to just a 70.6 passer rating, which ranks first in the NFL for that period.

Additionally, passers have connected on just 52.8 percent of their passes against New York, the lowest completion percentage during that span.

In 2011, the Jets passing defense again ranked among the tops in the NFL holding opponents to a 69.6 passer rating (third-best in the NFL) and 15 touchdown passes (second-fewest in NFL). Opponents have completed 275-of-507 passes for a completion percentage of 54.2 percent, third-best in the NFL.

## CRO'S PICKS

Since joining the Jets in 2010, **CB Antonio Cromartie** has picked off 10 passes, an amount that is tied for the second-most in the AFC amongst cornerbacks.

Player	Tm	INT
Devin McCourty	NE	12
Jason Allen	MIA/HST/CIN	10
<b>Antonio Cromartie</b>	<b>Jets</b>	<b>10</b>

Of the three, only Cromartie has a burn percentage under 50 percent.

## POINTS OFF TURNOVERS

The Jets have scored following nine of their 13 takeaways. Seven of the scores have been touchdowns, which ranks as the second-best TD percentage (55.6%) in the NFL.

### HIGHEST TOUCHDOWN PERCENTAGE OFF OF TAKE-AWAYS

Team	TD PCT.	SCORES		
		TD	FG	TOT
IND	66.7	4	1	5
<b>Jets</b>	<b>55.6</b>	<b>10</b>	<b>2</b>	<b>12</b>
TB	55.0	11	2	13
NO	53.3	8	3	11
DEN	52.9	9	3	12

Only four teams have scored more total points off turnovers than the 76 scored by the Jets.

### MOST POINTS SCORED OFF OF TURNOVERS

Team	TOTAL POINTS	SCORES		
		TOT	TD	FG
NYG	96	20	9	11
CHI	88	15	11	4
TB	83	13	11	2
SD	79	13	10	3
Jets	76	12	10	2

For a breakdown of scores off of Jets take-aways please see page 25.

## CORNERING THE MARKET

Prior to cornerback Darrelle Revis' injury, he and **Antonio Cromartie** formed arguably the best duo since 2010. **Both players ranked in the top five in burn percentage among CBs targeted at least 50 times in 2011.** Since the two teamed together in 2010, Revis and Cromartie rank first and second, respectively, in burn percentage.

### Burn Percentage (2011)

Rank	Player	Team	Targeted	Burned	Burn Pct.
1	Ike Taylor	PIT	104	39	37.5%
<b>2</b>	<b>Darrelle Revis</b>	<b>NYJ</b>	<b>89</b>	<b>36</b>	<b>40.4%</b>
3	Sheldon Brown	CLV	81	33	40.7%
<b>4</b>	<b>Antonio Cromartie</b>	<b>NYJ</b>	<b>89</b>	<b>37</b>	<b>41.6%</b>
5	Richard Sherman	SEA	88	37	42.0%

### Burn Percentage (2010-12)

Rank	Player	Team	Targeted	Burned	Burn Pct.
<b>1</b>	<b>Darrelle Revis</b>	<b>NYJ</b>	<b>155</b>	<b>60</b>	<b>38.7%</b>
<b>2</b>	<b>Antonio Cromartie</b>	<b>NYJ</b>	<b>239</b>	<b>101</b>	<b>42.3%</b>
3	Richard Sherman	SEA	140	62	44.3%
4	Brandon Carr	KC/DAL	224	101	45.1%
5	Stanford Routt	OAK/KC	237	108	45.6%

\*Burn percentage tracks how a defensive player performs in defending passes in which he is targeted. A "burn" occurs when a targeted defensive player allows a completed pass. Burn statistics are taken from StatsPass.





## PETTINE PRIOR

In 2005, **Mike Pettine** was promoted from coaching assistant/quality control to outside linebackers coach in Baltimore, the same season that current Jets Head Coach **Rex Ryan** was named the Ravens defensive coordinator. From 2005-08, the Ravens defense ranked in the top five in almost every defensive category before both left for the Jets.

### Top Five Ranks in Baltimore (2005-08)

- 1st** in First Downs Allowed (999)
- 2nd** in Total Defense (277.8 yards per game)
- 2nd** in Scoring Defense (17.6 point per game allowed)
- 2nd** in Rushing Defense (84.0 yards per game)
- 2nd** in Opponent Third Down Conversion Percentage (33.8%)
- 2nd** in Interceptions and **t-2nd** in Touchdowns off Interceptions
- 4th** in Turnovers Forced (123)
- 5th** in Passing Defense (193.8 yards per game)
- t-5th** in Sacks (168)

## McINTYRE'S LONG ROAD TO THE NFL

**LB Garrett McIntyre** originally entered the NFL as an undrafted free agent with Seattle in 2006, but was waived before the season began. In 2007, McIntyre signed with the San Jose Sabercats of the AFL and played two seasons with them before heading north of the border and playing two more seasons with the Hamilton Tiger-Cats of the CFL.

After signing as a free agent with New York (02/09/11) and standing out in training camp, McIntyre earned a roster spot with the Jets. In his first season with the Green and White, he made three starts finishing with 10 tackles, two forced fumbles and 19 special teams tackles. This season, in Week Two, McIntyre started in place of an injured Bryan Thomas and recorded his first two career sacks when he brought down PIT QB Ben Roethlisberger twice.

## MUHAMMAD WILKERSON

Jets **GM Mike Tannenbaum** made it a point of emphasis to get younger on the defensive front. Last season, he selected local product, **DL Muhammad Wilkerson**, who prepped at Linden HS in the first round.

Wilkerson started Opening Day at defensive end for the Jets, the first time a rookie has started in New York's base defense in Week One since **Dwight Lowery** started at cornerback in 2008, and the first rookie to start for a Rex Ryan defense on Opening Day since **DT Haloti Ngata** and **SS Dawan Landry**. Both players started under Ryan in Baltimore in 2006, while he served as the defensive coordinator for the Ravens.

Wilkerson registered the first sack of his career when he brought down QB Luke McCown vs. JAX (09/18/11) for a safety. He became the first player to record a safety on his first sack in the NFL since **LB Jameel McClain** accomplished the feat for a then-Rex Ryan led Baltimore Ravens defense vs. OAK (10/26/08).

During the 2011 season, Wilkerson ranked second amongst NFL defensive ends in tackles for loss with nine. Seven of his nine tackles for loss came on first-down, setting up second-and-long for Jets opponents.

### Tackles-for-Loss\* Leaders among DE (2011)

Rank	Player	Team	G	TFL	Yds
1	Charles Johnson	CAR	15	10.5	31.5
2	<b>Muhammad Wilkerson</b>	<b>NYJ</b>	<b>16</b>	<b>9.0</b>	<b>15.0</b>
3t	Da'Quan Bowers	TB	16	8.5	17.5
3t	Jabaal Sheard	CLV	16	8.5	19.5
5t	Michael Bennet	TB	14	7.5	23.5
5t	Kamerion Wimbley	OAK	16	7.5	29.5

\*Tackles-for-Loss statistics are taken from Stats Pass

## COPLES FIRST SACK

After drawing an intentional grounding penalty from IND QB Andrew Luck, rookie **DE Quinton Coples**, who made his first start, registered the first sack of his career when he brought down Luck for a 14-yard loss. Coples would later record his second sack, when he again got to Luck for a seven-yard loss in the fourth quarter.

## KEEPING PACE

**LB Calvin Pace**, a versatile defender, produced statistics as a pass rusher (tied for second on the team with 2 sacks) and a tackler (fifth on the team with 47).

In each of his first three seasons with the Jets, Pace has led the team in sacks (2009) or ranked second (2008 and 2010). In 2011, his 4.5 sacks were third.

Since 2008, Pace has recorded 27 sacks, 12 forced fumbles and two interceptions. In his career he has 41 sacks, 17 forced fumbles and three interceptions.

## SAFETY MEASURES

During this offseason the Jets added two safeties that prior to joining the Jets have combined for 139 starts, 956 tackles, 16.5 sacks, 10 interceptions, 83 passes defended, 15 forced fumbles and 11 fumble recoveries during their NFL careers. **FA S Jeremiah Bell** signed with New York after spending eight seasons with MIA. Four of his six career interceptions have come in the last three seasons, with two of those picks coming off of AFC East foe Ryan Fitzpatrick.

**UFA S LaRon Landry** (WAS) has started every game he has played (72). A punishing tackler, he has picked off four passes and deflected 40 passes during his five seasons. He has recorded 3.5 of his 5.5 sacks during the last three seasons.

The two new safeties will share starting duties with veteran Jet **S Eric Smith**, who has started 34 games for the Jets. A versatile player who is also a key contributor on special teams, Smith recorded 172 tackles, 3.5 sacks, one interception, eight passes defended and one fumble recovery from 2010-11.

## MORE MO

Through ten games this season, **Wilkerson** has recorded 61 tackles, two sacks and three forced fumbles. At SEA (11/11), he recorded the first fumble recovery of his career and raced 21-yards to score his first NFL touchdown. On the very next series, Wilkerson forced a fumble by RB Marshawn Lynch that was recovered by LB Calvin Pace. The following week at SL (11/18) he forced a fumble by QB Sam Bradford, which was scooped up by LB Bart Scott and taken down the field for 38 yards.

## HARRIS - THE COMPLETE LINEBACKER

In three seasons under Rex Ryan, **LB David Harris** has recorded 55-consecutive starts while leading a defense that has never rated worse than fifth in a single season and ranks second overall the last three seasons combined. Harris has led the team in tackles three times with 100+ each season, and finished second with 87 tackles in 2008, despite missing five games.

### HARRIS' SEASON TACKLE TOTALS

Season	Tackles	Rank on Team
2011	117	1st
2010	119	1st
2009	142	1st
2008	87	2nd (missed five games)
2007	117	1st

From 2009-11, Harris registered the most sacks (15.5) of any inside linebacker in the NFL and tied for the most interceptions among all linebackers (7).

### SACK LEADERS among ILB (2009-2011, including postseason)

Player	Team	Sacks
David Harris	NYJ	15.5
D.J. Williams	DEN	14
Patrick Willis	SF	13
Lawrence Timmons	PIT	12
Kevin Burnett	MIA	11

### INTERCEPTION LEADERS AMONG LB (2009-2011, including postseason)

Player	Team	INT
David Harris	NYJ	7
David Hawthorne	NO	7
Brian Cushing	HST	6
Derrick Johnson	KC	6
Sean Lee	DAL	6



## CONTINUITY ON DEFENSE

The Rex Ryan-led defense has consistently held its reputation for excellence over the past three seasons. Seven players are entering their fourth season and four players are entering their third season defending for Ryan and the Jets. These 11 players combine to represent the strong backbone of the defense, which is evident as the team leads the league in opponents' completion percentage, passer rating, passing defense and opponents' third-down percentage since 2009. Seven of the defensive starters have played all four years under Ryan and eight have played three years-or-more. To maintain this league-leading defense, the Jets have used four of their five top draft picks the last two seasons on defensive players.

**David Harris** – second-team All-Pro in 2009

### Starters Who Have Played Three or More Seasons (8)...

Sione Po'uha  
Mike DeVito  
David Harris  
Bart Scott  
Calvin Pace  
Bryan Thomas  
Antonio Cromartie

### Entering Fourth Season (7)...

Mike DeVito  
David Harris  
Calvin Pace  
Sione Po'uha  
Bart Scott  
Eric Smith  
Bryan Thomas

### Entering Third Season (3)...

Antonio Cromartie  
Ellis Lankster  
Kyle Wilson

### Since 2009, The Jets Rank...

1st in the NFL in opponents' completion percentage (52.8%) and opponents' passer rating (70.6).  
1st in the NFL in passing defense (187.7 yards per game)  
2nd best in total defense (295.1 yards per game)  
3rd in opponents' third down percentage (35.4 percent)  
5th least points allowed (19.7 points per game)  
5th least yards allowed per carry (3.9 average)

### Year-by-Year:

#### 2011:

12 different Jets combined for 35 sacks  
3rd best in the NFL with a 69.6 opponents' passer rating  
4th best in the NFL in completion percentage with 54.2 percent

#### 2010:

14 different Jets combined for 40 sacks  
6th in the NFL with a 77.1 opponents' passer rating  
1st in the NFL in completion percentage with 50.7 percent

#### 2009:

Ten different Jets combined for 32 sacks  
1st in the NFL with a 58.8 opponents' passer rating  
1st in the NFL in completion percentage with 51.7 percent  
1st in the NFL in TD passes allowed (8)

## FIRST TIME IN JETS HISTORY

New York's defense held Indianapolis to 41 yards on 17 rushes, helping the Jets to a 35-9 victory. It was the first time in franchise history that the team did not allow a rush of more than five yards. In addition to holding the Colts to less than 50 yards rushing, the Jets defense confined Indianapolis' offense to less than 300 total yards, forced four turnovers and registered four sacks, all set or matched season-highs.

	vs. IND	Previous Season Low	Fewest Since
Points Allowed	9	20 at MIA (09/23/12)	6 vs. MIA (10/17/11)
Total Yards Allowed	298	331 at PIT (09/16/12)	221 vs. KC (12/11/11)
Rushing Yards Allowed	41	66 at PIT (09/16/12)	37 vs. BUF (01/02/11)
Rushing Avg. Allowed	2.4	2.4 at PIT (09/16/12)	2.4 at PIT (09/16/12)
Third Down Defense	27.3%	33.3% vs. SF (09/30/12)	26.7% vs. NYG (12/24/11)
Takeaways	4	4 vs. BUF (09/09/12)	4 vs. BUF (09/09/12)
Sacks	4	3 at PIT (09/16/12)	4 vs. KC (12/11/11)



# GAME NOTES

## "OFFENSIVE" SPECIAL TEAMS

Special teams coordinator Mike Westhoff's group has totaled 25 touchdowns (including the postseason) since he became the Jets special teams coordinator in 2001. They have seen 13 different players score touchdowns via blocked punt return, kickoff return and punt return. Perhaps even more remarkable is how significant these scoring plays have been, with 17 of the 25 touchdowns scored by Westhoff's unit coming in games decided by seven points-or-less.

### Kickoff Return Touchdowns (Since 2001)

Team	TD
<b>New York Jets</b>	<b>16</b>
Cleveland Browns	10
New England Patriots	10
Chicago Bears	9
Oakland Raiders	9

### New York Jets Kickoff Returns for Touchdowns (Since 2001)

Team	Opp	Date	Yards
Chad Morton	at BUF	09/08/02	96
Chad Morton	at BUF	09/08/02	98
Jonathan Carter	at IND	11/16/03	98
Jerricho Cotchery	at SL	01/02/05	94
Justin Miller	vs. BUF	01/01/06	95
Justin Miller	vs. IND	10/01/06	103
Justin Miller	at CLV	10/29/06	99
Leon Washington	vs. MIA	09/23/07	98
Leon Washington	at NYG	10/07/07	98
Leon Washington	vs. WAS	11/04/07	86
Leon Washington	at NE	11/13/08	92
Brad Smith	at IND	12/27/09	106
Brad Smith	vs. CIN	11/25/10	89
Brad Smith	at PIT	12/19/10	97
Joe McKnight	at BLT	10/02/11	107
Joe McKnight	vs. HST	10/08/12	100

### New York Jets Punt Returns for Touchdowns (Since 2001)

Team	Opp	Date	Yards
Santana Moss	vs. CLV	10/27/02	63
Santana Moss	at SD	11/03/02	52
Santana Moss	at PIT	01/15/05	75
Jeremy Kerley	vs. BUF	09/09/12	68

## 16-KICKOFF RETURNS FOR SCORES

Since 2001, Westhoff's kickoff return units have produced 16 touchdowns, an amount that is equal to or greater than the total that 13 teams have recorded in their franchise history.

### TEAMS WITH 16-OR-FEWER KOR FOR TOUCHDOWNS IN THEIR HISTORY

Minnesota Vikings	1961-	16
Tennessee Titans	1970-	16
Dallas Cowboys	1960-	15
New Orleans Saints	1967-	15
Denver Broncos	1970-	11
Miami Dolphins	1970-	11
Seattle Seahawks	1976-	11
Cincinnati Bengals	1970-	10
Carolina Panthers	1995-	9
Baltimore Ravens	1996-	7
Houston Texans	2002-	7
Jacksonville Jaguars	1995-	7
Tampa Bay Buccaneers	1976-	4

## CONSECUTIVE SEASONS WITH KOR TOUCHDOWN

With **KR Joe McKnight's** 100-yard kickoff return for a touchdown vs. HST (10/09), the Jets extended their consecutive seasons with a kickoff return for a score to 11, establishing a new NFL record.

During the span, special teams coordinator Mike Westhoff's kickoff return unit has taken a total of 16 kicks for scores, with seven different returners.

### MOST CONSECUTIVE SEASONS WITH A KICK RETURN TD

New York Jets	2002-12	11
Cleveland Browns	2004-09	6
San Francisco 49ers	1977-81	5

## BLOCK PARTY

In 2001, the Jets hired Mike Westhoff as their special teams coordinator. Since then, Westhoff's unit has blocked 11 kicks, including blocking at least one kick in each of the last six seasons. Seven of the 11 blocked kicks have been punts, with three coming in each of the last three seasons. The Jets seven blocked punts rank in a tie for fourth in the league, with the club scoring touchdowns following five of those blocks.

Date	Opp.	Result	Type	Player	Kicker	Notes
10/28/01	at CAR	W, 13-12	Punt	CB Jamie Henderson	Todd Sauerbrun	S Chris Hayes returned for 7-yard TD
01/06/02	at OAK	W, 24-22	Punt	S Chris Hayes	Shane Lechler	LB Jason Glenn returned for 4-yard TD
09/08/02	at BUF	W, 37-31	Punt	LB Jason Glenn	Brian Moorman	
11/03/02	at SD	W, 44-13	Extra Point	DT Josh Evans	Steve Christie	
09/17/06	NE	L, 17-24	Field Goal	LB Bryan Thomas	Stephen Gostkowski	
12/16/07	at NE	L, 10-20	Punt	LB David Bowens	Chris Hanson	LB David Bowens returned for 26-yard TD
09/28/08	ARZ	W, 56-35	Field Goal	NT Kris Jenkins	Neil Rackers	
11/22/09	at NE	L, 14-31	Punt	S Eric Smith	Chris Hanson	WR Brad Smith returned for 4-yard TD
12/27/09	at IND	W, 29-15	Extra Point	LB Bryan Thomas	Adam Vinatieri	
09/26/10	at MIA	W, 31-23	Punt	S Eric Smith	Brandon Fields	
09/11/11	DAL	W, 27-24	Punt	RB Joe McKnight	Mat McBriar	DB Isaiah Trufant returned for 18-yard TD

Since 2001, the Jets seven blocked punts rank in a tie for fifth in the league, scoring touchdowns following five of those blocks.

### Blocked Punts (Since 2001)

Rank	Team	Blocks
1	San Francisco 49ers	9
2t	Kansas City Chiefs	8
2t	Tampa Bay Buccaneers	8
2t	Tennessee Titans	8
5t	New Orleans Saints	7
<b>5t</b>	<b>New York Jets</b>	<b>7</b>
5t	Oakland Raiders	7

## Quarterbacks (3), Returning Starter (1)

### Coach Matt Cavanaugh:

Responsible for 10 comeback wins in the fourth quarter or overtime since Week Six of the 2010 season, **Mark Sanchez** is in his first season under new offensive coordinator Tony Sparano and at the helm of an offense that has been plagued by injury at wide receiver and tight end. In 2012, the team's projected starting combination of Sanchez, WR Stephen Hill, WR Antonio Holmes, TE Dustin Keller and WR Jeremy Kerley (slot) have been on the field together for 13 plays, all in the regular season opener vs. BUF (09/09). Holmes was lost for the season with a foot injury vs. SF (09/30). Keller, Sanchez's primary receiver for his first three seasons, missed the majority of the first five games of the season with an injured hamstring. Rookie starting WR Stephen Hill has missed two games with an injured hamstring. Against the Bills, Sanchez registered the second-highest passer rating (123.4) of his career and tied his third-highest career completion percentage (70.4) in helping the Jets to a 48-28 victory. Versus IND (10/14), Sanchez helped balance a rushing attack that produced 252 yards by guiding the team to touchdowns on all five of its red-zone opportunities. At NE (10/21), Sanchez connected on 16-of-20 passes for 190 yards and a touchdown in the second half and overtime, helping the team to eliminate a 10-point deficit in the fourth quarter. He finished the game 28-of-41 for 328 yards, one touchdown and one interception, the seventh 300-yard contest of his career. In 2011, Sanchez established career-highs for passing yards (3,474) and touchdown passes (26). His 26 touchdown passes were tied for the second-most in a single season, just three shy of the team record (29) set by Vinny Testaverde in 1998. The Jets acquired **Tim Tebow** in a trade with Denver to provide depth and versatility on offense. He also contributes on special teams as a personal protector and has successfully executed three punts on two runs and a pass. 2011 seventh-round selection **Greg McElroy** enters his second season with the Jets and is third on the depth chart.

## Running Backs (5), Returning Starters (1)

### Coach Anthony Lynn:

**Shonn Greene** serves as the starter and posted career-highs vs. IND (10/14) with 161 rushing yards and 32 carries and matched his personal best with three rushing touchdowns. The 161 yards rushing were the most by a Jet since RB Thomas Jones gained 210 yards vs. BUF (10/18/09). Also versus the Colts, 2010 fourth-round selection **Joe McKnight** recorded the longest run (61 yards) by a Jet since Thomas Jones ran 71 yards for a touchdown vs. BUF (10/18/09). In 2011, McKnight finished the season with a 31.6 kickoff return average, the highest single-season average in Jets history and the best in the NFL since Ron Brown's 32.8-yard average for the LA Rams in 1985 (min 20 returns). McKnight has been responsible for three scores in his career. The first occurred when he blocked a punt vs. DAL (09/11/11) that was returned by teammate Isaiah Trufant for a score. His second score was a 107-yard kickoff return for a touchdown at BLT (10/02/11), the longest play in Jets history. The third occurrence was 100-yard kickoff return for a touchdown vs. HST (10/08/12) that made him the only player in team history to record two kickoff returns of 100 yards or longer. After being inactive for the majority of his rookie season, second-year performer **Bilal Powell** registered his first-two scores at SL (11/18), when he rushed for two fourth-quarter touchdowns, helping New York to a 27-13 win. **Lex Hilliard** was signed as a free agent (10/02) to replace an injured John Conner, who is no longer with the team. Hilliard has started the past five games. **Kahlil Bell** signed with the Jets (11/14) and saw action on special teams at SL (11/18).

## Wide Receivers (5), Returning Starters (0)

### Coach Sanjay Lal:

A position that has been impacted by injury, **Jeremy Kerley**, is the only wide receiver on the active roster that was a member of the team in 2011. **Santonio Holmes** suffered an injured foot vs. SF (09/30) and is lost for the season. Rookie starter **Stephen Hill** missed contests vs. SF (09/30) and vs. HST (10/08). Kerley opened the season by becoming the only player in franchise history to record a punt return for a touchdown and a touchdown reception in the same game, scoring on an 89-yard punt return and a 12-yard reception (vs. BUF 09/09). He currently leads all Jets receivers in yards (578) receptions (38) and yards per catch (15.2). In 2011, he became just the seventh player and only the third rookie in franchise history to record a rushing attempt, pass attempt, reception, punt return and kickoff return in the same season. Hill returned from injury to start vs. IND (10/14) and recorded his team-high third touchdown reception of the season. Vs. BUF (10/09), Hill became the first Jets rookie wide receiver to start on opening day since Wayne Chrebet in 1995 and only the fifth NFL player in the last 25 years to begin his career with two receiving touchdowns in the regular season opener. He finished the game with five receptions, all for first downs, for 89 yards and the two scores. **Chaz Schilens** was signed as an unrestricted free agent after he started 19-of-44 career games, posting 902 yards and seven receiving touchdowns on 72 catches in four seasons with Oakland. He caught his second touchdown pass in three weeks at SL (11/18). **Clyde Gates** was claimed off of waivers from MIA (09/10) and caught his first pass with the Jets at PIT (09/16). The club signed **Jason Hill** (10/03) after Holmes was placed on IR (10/03). Hill caught his first touchdown pass as a Jet, a five-yarder vs. IND (10/14). He was released (10/27) before being re-signed (11/06).

## Tight Ends (4), Returning Starter (1)

### Coach Mike Devlin:

**Dustin Keller** returned vs. IND (10/14) after missing the majority of the first five games with a hamstring injury suffered during the pre-season. One of Sanchez's primary targets, Keller led the team in receptions (65) and receiving yards (815) in 2011. His 65 receptions ranked third among AFC tight ends and are the most by a Jets tight end since 1988 when Mickey Shuler generated 70 catches. Additionally, Keller's average of 12.5 yards per reception is the most by a Jets tight end since 1994, when Johnny Mitchell registered a 12.9 average. After playing in 65 straight games, Keller missed his first NFL game at PIT (09/16). In his second game back from injury, Keller caught seven passes (tied for the game's lead) for 93 yards and a touchdown. After missing the majority of the 2011 season with a torn Achilles, former undrafted free agent **Jeff Cumberland** is in his third season and stepped in for Keller while he was injured and has 15 receptions and 150 receiving yards. First-year man **Konrad Reuland**, who was claimed off of waivers from SF (09/01), rounds out the tight end position. Reuland caught his first two NFL passes at PIT (09/16). **Hayden Smith** was signed from the practice squad (10/27) and was active for the Jets game vs. MIA (10/28). Smith became the second Australian-born player to play in a game for the Jets.

## Offensive Line (9), Returning Starters (4)

### Coach Dave DeGuglielmo:

Three of the five starters have played together since 2006 for an offensive front that produced a season-high 252 yards rushing vs. IND (10/14). The effort marked the eighth contest with at least 200 yards rushing since Rex Ryan was named head coach in 2009, an amount that ranks second in the NFL during that time span. The three players: **LT**





## OVERVIEW BY POSITION

**D'Brickashaw Ferguson** (3), **C Nick Mangold** (4) and **G Brandon Moore** (1) have earned a combined total of eight Pro Bowl selections since 2008. Led by this group, the Jets are second in the NFL with an average of 135.6 rushing yards per game since 2009 when Ryan became head coach. Moore is the most experienced lineman with 131 career starts, all at right guard, while Ferguson and Mangold have both recorded more than 100 career starts. **LG Matt Slauson** has started every game at left guard since 2010. Signed off of the BLT practice squad in 2011, **T Austin Howard** has started every game this season after earning the right tackle job in training camp. Acquired in a trade with SL for T Wayne Hunter (08/28), **T Jason Smith** provides depth at tackle and is primarily utilized as a blocking tight end. Third-year performer **OL Vladimir Ducasse** provides depth along with second-year **OL Caleb Schlauderaff**. Ducasse earned his first career start vs. KC (12/11/11), helping pave the way for 129 rushing yards for RB Shonn Greene. Schlauderaff made his first NFL start last season at NE (10/09/11). Vs. BUF (09/09), the offensive line helped the Jets rush for 118 yards and throw for 266, and held the BUF defense without a sack, to improve the team's record to 7-2 when holding opponents sackless. **G Hayworth Hicks** was signed off of IND practice squad (11/7).

### Defensive Line (6), Returning Starters (3)

#### Coach Karl Dunbar:

The Jets return all three starters, **DT Mike DeVito**, **NT Sione Po'uha**, and **DL Muhammad Wilkerson**. This group is led by new defensive line coach Karl Dunbar, who joined the team after spending the past six seasons in Minnesota. After a promising rookie season in which he posted 53 total tackles, three sacks, two passes defended and one forced fumble, Wilkerson is a prime contributor to a group that has seen an infusion of draft selections in the last two seasons. For the season, Wilkerson has registered 61 tackles, 2 sacks, 3 forced fumbles, 3 PDs, 13 QB hits and returned a fumble 21-yards for a touchdown. Po'uha, the 2011 Good Guy Award winner, led the group with 55 tackles last season, but has missed three games due to injury this season. DeVito has been a consistent presence for the Jets, contributing 41 tackles. After being utilized at tackle in the first five games, he shifted to nose tackle vs. IND (10/14) in place of the injured Po'uha and second-year **NT Kenrick Ellis**. After limited action as a rookie, Ellis, a third-round selection in 2011, has played in five games and earned two starts, including the season opener vs. BUF (09/09). In the first round of the 2012 draft, the Jets selected **DL Quinton Coples**, a defensive end from North Carolina, making him the third-consecutive defensive player the Jets have drafted in round one. He recorded his first NFL sack when he brought down QB Andrew Luck vs. IND (10/14) and finished the game with 2 sacks. **NT Damon Harrison** is the lone undrafted rookie free agent to make 53-man roster and received his first NFL action vs. HST (10/08), when he was active in place of the injured Po'uha.

### Linebackers (9), Returning Starters (4)

#### Coach Bob Sutton and Mike Smith (outside linebackers):

This unit returns starters **Bart Scott**, **David Harris**, **Calvin Pace** and **Bryan Thomas**. The team's leading tackler in four of the last five seasons, Harris leads the club with 87 tackles and has also registered two forced fumble, two passes defended and 1.5 sacks. Pace leads the team with 19 quarterback hurries and also has 47 tackles and two sacks. Scott, the unit's emotional leader, has battled through a toe injury to register 39 tackles, four quarterback hurries and a sack. He missed his first game since 2005 due to his toe injury. Third-round selection **Demario Davis**, who finished his college career with 230 tackles, seven sacks, four interceptions, five forced fumbles and three fumble recoveries,

has earned a role early in his rookie season in defensive packages. He made his first start in place of an injured Bart Scott at NE (10/21). **Nick Bellore**, the club's leading special teams tackler in 2011, and **Garrett McIntyre**, provide solid depth to the unit. McIntyre started in place of an injured Thomas at PIT (09/16) and recorded the first two sacks of his career. **Marcus Dowtin** spent all of the offseason and training camp with New York before he signed with the team's practice squad (09/01). He earned his way onto the 53-man roster (10/17) and contributes on special teams while working to gain a role with the defensive unit. **Ricky Sapp** was signed off of the teams practice squad (11/08) and earned his first NFL action at SEA (11/11).

### Defensive Backs (8), Returning Starters (3)

#### Coach Dennis Thurman:

The group has played a role in 12 of the Jets 18 take-aways this season. The 18 take-aways rank fifth in the conference. With Darrelle Revis lost for the season with an injured knee, former Pro Bowler **CB Antonio Cromartie** teams with third-year **CB Kyle Wilson** as New York's starting tandem. Cromartie, who tied for the team-lead in 2011 with four interceptions, again leads the team with three thefts this season. Both Cromartie and Wilson recorded interceptions vs. BUF (09/09), with Cromartie returning his pick 40 yards for a score and Wilson recording the third interception of his career. The team fields three safeties with starting experience: returning starter **Eric Smith**, FA **Jeremiah Bell** (MIA) and UFA **LaRon Landry** (WAS). Smith finished second on the Jets with 115 total tackles in 2011. Bell, who started the last six years in Miami, amassed more than 100 tackles in each of the past four seasons. Landry, a five-year starter with the Redskins, brings starting experience and veteran leadership to the team. Bell and Landry teamed together to force a BUF (09/09) turnover when Landry stripped the ball from Bills RB C.J. Spiller that was recovered by Bell. Landry intercepted MIA QB Ryan Tannehill (09/23) and returned it 18 yards for a touchdown. Cornerback **Ellis Lankster** notched his first career interception when he picked off QB Andrew Luck's pass in the end zone in the fourth quarter vs. IND (10/14). He also recorded his first sack and forced fumble at SEA (11/11). Former Lions CB **Aaron Berry** signed with the Jets (10/01) following Darrelle Revis' injury. He earned his first action with the team vs. HST (10/08). Rookie sixth-rounder **Josh Bush** is currently the only rookie in the secondary.

### Specialists (3), Returning Starters (2)

#### Coach Mike Westhoff:

**K Nick Folk** earned the job after a training camp competition and has connected on all three of his 50+ field goal attempts this season. He connected on two 51-yard kicks at SL, making him only the second Jet in history to record two 50+ yard kicks in a single game. Since joining the Jets in 2010, he is responsible for four game-winning field goals: at MIA (09/23/12), vs. DAL (09/11/11), Wild Card game at IND (01/08/11) and at DET (11/07/10). Folk currently has 615 career points, eighth most in the NFL since 2007. **P Robert Malone** signed with the Jets (09/05) after spending training camp with SD. The second-year punter owns a gross average of 46.5 yards, a net of 39.1 and has placed 18 of his 51 punts inside the opponents' 20-yard line. Long snapper **Tanner Purdum** is in his third season.

# LAST TIME IT HAPPENED



## Interception Returned for a TD

By Jets **LaRon Landry at MIA (Tannehill), 18 yds, 09/23/12**  
By Opp. Andre Goodman at DEN (Sanchez), 26 yds, 11/17/11

## Punt Returned for a TD

By Jets **Jeremy Kerley vs. BUF, 68 yds, 09/09/12**  
By Opp. Philip Buchanon at OAK, 78 yds, 11/09/03

## Kickoff Returned for a TD

By Jets **Joe McKnight vs. HST, 100 yds, 10/08/12**  
By Opp. **Devin McCourty at NE, 104 yds, 10/21/12**

## Blocked a Field Goal

By Jets Kris Jenkins vs. ARZ (Rackers) 37 yds, 09/28/08  
By Opp. **Janoris Jenkins, at SL (Folk) 26 yds, 11/18/12**

## Blocked a Punt

By Jets Joe McKnight vs. DAL (McBriar), 09/11/11  
By Opp. **Jimmy Wilson, vs. MIA (Malone), 10/28/12**

## Blocked Punt Returned for a Touchdown

By Jets Isaiah Trufant (18 yards) vs. DAL (McBriar), 09/11/11  
By Opp. **Olivier Vernon (0 yards) vs. MIA (Wilson), 10/28/12**

## Fumble Returned for a TD

By Jets **Muhammad Wilkerson at SEA, 21 yds, 11/11/12**  
By Opp. **Carlos Rogers vs. SF, 51 yds, 09/30/12**

## Safety

By Jets J. Battle tackled in end zone by S. Po'uha for a safety, vs. KC, 12/11/11  
By Opp. **M.Sanchez fumbled out of bounds in end zone for a safety at NE, 10/21/12**

## 100-Yard Rushing Game By a Player

By Jets **161 yds, Shonn Greene vs. IND, 10/14/12**  
By Opp. **124 yds, Marshawn Lynch, at SEA, 11/11/12**

## Consecutive 100-Yard Rushers

By Jets 210 yds, Thomas Jones vs. BUF, 10/18/09\*  
121 yds, Thomas Jones at OAK, 10/25/09  
102 yds, Thomas Jones vs. MIA, 11/01/09  
By Opp. 116 yds, Maurice Morris, at SEA, 12/21/08  
127 yds, Marshawn Lynch, vs. BUF, 12/14/08

## 200-Yard Rushing Game By a Player

By Jets 210 yds, Thomas Jones vs. BUF, 10/18/09\*  
By Opp. 214 yds, Thurman Thomas, vs. BUF, 09/24/90

## 300-Yard Passing Game By a Player

By Jets **328 yds, Mark Sanchez at NE, 10/21/12**  
By Opp. 329 yds, Tom Brady vs. NE, 11/13/11

## 400-Yard Passing Game By a Player

By Jets 481 yds, Vinny Testaverde, at BLT, 12/24/00  
By Opp. 400 yds, Matt Cassel at NE, 11/13/08

## 4 Touchdown Passes By a Player

By Jets 4, Mark Sanchez vs. BUF, 11/27/11  
By Opp. 4, Tom Brady at NE, 12/06/10

## 5 Touchdown Passes By a Player

By Jets 6, Brett Favre, vs. ARZ, 09/28/08\*  
By Opp. 5, Dan Marino, vs. MIA, 11/27/88

## 6 Touchdown Passes By a Player

By Jets 6, Brett Favre, vs. ARZ, 09/28/08\*  
By Opp. 6, Dan Marino, vs. MIA, 09/21/86

## 100-Yard Receiving Game By a Player

By Jets **120 yds, Jeremy Kerley (7 rec.), at NE, 10/22/12**  
By Opp. 164 yds, Victor Cruz (3 rec.), vs. NYG, 12/13/11

## 200-Yard Receiving Game By a Player

By Jets 204 yds, Richard Caster, at BLT, 09/24/72  
By Opp. 217 yds, Mark Duper, vs. MIA, 11/10/85

## Shutout

By Jets vs. CIN (37-0), 01/13/10  
By Opp. **vs. SF (0-34), 09/30/12**

## Game without an Offensive Touchdown

By Jets **vs. SEA (7-28 loss), 11/11/12**  
By Opp. **vs. IND (35-9), 10/14/12**

## 200-Yards Rushing in a Game (Team)

By Jets **252 yds (44 att.), vs. IND, 10/14/12**  
By Opp. **245 yds (44 att.), vs. SF, 09/30/12**

## 300-Yards Rushing in a Game (Team)

By Jets 316 yds (54 att.), at OAK, 10/25/09  
By Opp. 328 yds (47 att.) at NE, 09/18/83

## 300-Yards Passing in a Game, Team (Net)

By Jets **339 yds, at OAK, 09/25/11**  
By Opp. 329 yds, vs. NE, 11/13/11

## 400-Yards Passing in a Game, Team (Net)

By Jets 473 yds, at BLT, 12/24/00  
By Opp. 426 yds, vs. ARZ, 09/28/08

## 400 Total Yards in a Game (Team)

By Jets **403 yds (106 rushing, 297 passing), at NE, 10/21/12**  
By Opp. 420 yds, (160 rushing, 260 passing), at PHI, 12/18/11

## 500 Total Yards in a Game

By Jets 524 yds (51 rushing, 473 passing), at BLT, 12/24/00  
By Opp. 511 yds, (125 rushing, 386 passing), at NE, 11/13/08

## 40 or More Total Points

By Jets **48 vs. BUF, (48-28), 09/09/12**  
By Opp. 45 at PHI, (45-19), 12/18/11

## 50 or More Total Points

By Jets 56 vs. ARZ, (56-35), 09/28/08  
By Opp. 52 at MIA, (52-14), 09/03/95

## Under 50 yards rushing

By Jets **45 vs. SF, 09/30/12**  
By Opp. **41 vs. IND, 01/02/11**

## Under 100 yards passing (Net)

By Jets 60 vs. BLT, 09/13/10  
By Opp. 91 vs. JAX, 09/19/11

## Under 200 Total Net Yards (Team)

By Jets **145 vs. SF, 09/30/12**  
By Opp. 162 vs. BUF, 01/02/11

## 6-or-More Sacks by defense

By Jets 6 vs. MIA, 11/01/09  
By Opp. 6 vs. MIA, 12/12/10

## 3 INT by defense

By Jets **3 vs. BUF, 09/09/12**  
By Opp. 3 at MIA, 01/01/12

## 4 INT by defense

By Jets 4 vs. JAX, 09/19/11  
By Opp. 4 at NE, 11/22/09

## 5-or-more INT by defense

By Jets 5 at DEN, 10/03/99  
By Opp. 6 vs. BUF, 10/18/09

## Two receivers with 2 touchdowns in the same game

By Jets Coles (3 TD) and Cotchery (2 TD), vs. ARZ, 09/28/08  
By Opp. Reed and Tasker, 2 TD each, at BUF, 11/24/96

## Missed FG Returned for a Touchdown

By Jets Aaron Glenn, 104 yds, at IND 11/15/98  
(Vanderjagt 63-yard FG attempt)  
By Opp. Never

\*Franchise Record

**Bold=Happened in 2012 season**



## 2012 RECORDS

Overall Record .....	4-6
Home .....	2-3
Away .....	2-3

### When:

Jets win coin toss .....	1-4
Jets lose coin toss .....	3-2
Scoring first .....	1-1
Opponent scores first .....	3-5
Leading at halftime .....	3-0
Tied at halftime .....	0-0
Trailing at halftime .....	1-6
Leading after three quarters .....	3-0
Tied after three quarters .....	0-0
Trailing after three quarters .....	1-6
Overtime .....	1-1

Scoring on first possession .....	0-2
Scoring touchdown on first possession .....	0-2
Scoring field goal on first possession .....	0-0
Scoring 10 or more points .....	3-3
Scoring 20 or more points .....	4-1
Scoring 30 or more points .....	2-0
Allowing 10 or fewer points .....	1-0
Allowing 20 or fewer points .....	2-0

Outcomes of 8 points or less .....	1-2
Outcomes of 3 points or less .....	1-1

Rushing 20 or more times .....	4-5
Rushing 30 or more times .....	4-1
Rushing 40 or more times .....	2-0

Time of possession 30:00 or more .....	4-2
----------------------------------------	-----

Individual Jets 100-yard rusher .....	1-0
Individual Jets 100-yard receiver .....	1-1
Individual Jets 300-yard passer .....	1-1
Jets out-gain opposition .....	3-2
Jets out-rush opposition .....	2-1
Jets out-pass opposition .....	2-2
Opponent individual 100-yard rusher .....	1-2
Opponent individual 100-yard receiver .....	0-0
Opponent individual 300-yard passer .....	0-0

### Surfaces:

On grass .....	1-1
On artificial turf .....	3-5
Outdoors .....	3-6
Indoors .....	1-0

### By Month:

September .....	2-2
October .....	1-3
November .....	1-1
December .....	0-0

### Against:

AFC Opponents .....	3-4
AFC East .....	2-2
AFC North .....	0-1
AFC South .....	1-1
AFC West .....	0-0
NFC Opponents .....	1-2
NFC West .....	1-2

### Jersey Color:

Green Jerseys .....	2-3
White Jerseys .....	2-3

### Time Of Game:

Day .....	4-5
Night .....	0-1

### Turnovers:

Positive .....	3-0
Even .....	1-0
Negative .....	0-6



## JETS SINGLE-GAME TEAM HIGHS & LOWS

	HIGH	LOW
<b>YARDS/FIRST DOWNS</b>		
Total Net Yards.....	403 .....at NE 10/21	145..... vs. SF 9/30
Total Plays.....	79 ... twice, last MIA 10/28	50..... twice, last at SEA 11/11
First Downs.....	26 .....at NE 10/21	9..... vs. SF 9/30
<b>RUSHING</b>		
Rushing Yards .....	252 ..... vs. IND 10/14	45..... vs. SF 9/30
Rushing Attempts .....	44 ..... vs. IND 10/14	17..... vs. SF 9/30
Average Gain/Rush .....	5.7 ..... vs. IND 10/14	2.6..... vs. SF 9/30
<b>PASSING</b>		
Net Passing Yards.....	297 .....at NE 10/21	99..... vs. IND 10/14
Pass Attempts .....	54 ..... vs. MIA 10/28	19..... vs. IND 10/14
Pass Completions .....	28 twice, last vs. MIA 10/28	10..... at PIT 9/16
Average Gain/Pass.....	9.9 ..... vs. BUF 9/9	3.0..... vs. SF 9/30
Interceptions Thrown .....	2...twice, last vs. HST 10/8	0...three times, last at SL 11/18
Sacks Allowed .....	4 twice, last vs. MIA 10/28	0..... vs. BUF 9/9
<b>FUMBLES</b>		
Fumbles Lost .....	3 ..... vs. SF 9/30	0 ..five times, last at SL 11/18
<b>PENALTIES</b>		
Penalties .....	9 ..... at MIA 9/23	3..... at SL 11/18
Yards Penalized .....	110 ..... vs. IND 10/14	20..... at SL 11/18
<b>POINTS/TIME OF POSSESSION</b>		
Points.....	48 ..... vs. BUF 9/9	0..... vs. SF 9/30
Touchdowns .....	6..... vs. BUF 9/9	0..... vs. SF 9/30
Time of Possession .....	35:49 .....at NE 10/21	23:04..... vs. SF 9/30

## JETS SINGLE-GAME INDIVIDUAL BESTS

<b>RUSHING</b>		
Yards Rushing .....	161 .....	Shonn Greene vs. IND 10/14
Rushing Attempts .....	32 .....	Shonn Greene vs. IND 10/14
Longest Run .....	61 .....	Joe McKnight vs. IND 10/14
Longest TD Run .....	11 .....	Bilal Powell at SL 11/18
<b>PASSING</b>		
Yards Passing (gross).....	328 .....	Mark Sanchez at NE 10/21
Passes Attempted .....	54 .....	Mark Sanchez vs. MIA 10/28
Passes Completed.....	28 .....	twice, Mark Sanchez vs. MIA 10/28
TD Passes.....	3 .....	Mark Sanchez vs. BUF 9/9
<b>RECEIVING</b>		
Yards Receiving .....	147 .....	Santonio Holmes at MIA 9/23
Receptions .....	9 .....	Santonio Holmes at MIA 9/23
Longest Completion.....	66 .....	M. Sanchez to J. Kerley at MIA 9/23
Longest TD Pass .....	33 .....	M. Sanchez to S. Hill vs. BUF 9/9
<b>SPECIAL TEAMS/DEFENSE</b>		
Longest Kick Return .....	100 .....	Joe McKnight vs. HST 10/8
Longest Punt.....	61 .....	twice, Robert Malone last vs. HST 10/8
Longest Punt Return .....	68 .....	Jeremy Kerley vs. BUF 9/9
Longest Field Goal .....	54 .....	Nick Folk at NE 10/21
Longest FG Att. ....	54 .....	Nick Folk at NE 10/21
Most Tackles .....	17 .....	LaRon Landry at NE 10/21
QB Sacks .....	2 .....	twice, last Quinton Coples vs. IND 10/14
Interceptions .....	1 .....	eight times, last Eric Smith at SL 11/18
Longest INT for a TD .....	40 .....	Antonio Cromartie vs. BUF 9/9

## OPPONENTS SINGLE-GAME TEAM HIGHS & LOWS

	HIGH	LOW
390 .....	BUF 9/9	236 ..... MIA 10/28
79 .....	at MIA 9/23	58 ..... BUF 9/9
26 ...twice, last at NE 10/21	14 .....	MIA 10/28
247 .....	SF 9/30	41 .....IND 10/14
44 .....	SF 9/30	17 .....IND 10/14
7.5 .....	BUF 9/9	2.4 ..... twice, last IND 10/14
265 .....	at PIT 9/16	134 ..... SF 9/30
44 .. twice, last at SL 11/18	20 .....	at SEA 11/11
26 .....	at NE 10/21	12 ..... SF 9/30
7.9 .....	at SEA 11/11	3.7 ..... at SL 11/18
3 .....	BUF 9/9	0...five times, last at SEA 11/11
4 .. twice, last at SEA11/11	0 .....	twice, last HST 10/8
2..three times, last at SL 11/18	0...	three times, last HST 10/8
11 .....	at MIA 9/23	3 .....IND 10/14
107 .....	at PIT 9/16	27 .....IND 10/14
34 .....	SF 9/30	9 .....IND 10/14
4..three times, last at SEA 11/11	0 .....	IND 10/14
36:56 .....	SF 9/30	26:20 .....IND 10/14

## OPPONENTS SINGLE-GAME INDIVIDUAL BESTS

169 .....	C.J. Spiller BUF 9/9
29 .....	Arian Foster HST 10/8
56 .....	C.J. Spiller BUF 9/9
56 .....	C.J. Spiller BUF 9/9
280 .....	Andrew Luck, IND 10/14
44 .....	twice, last Sam Bradford at SL 11/18
26 .....	Tom Brady, at NE 10/21
3 .....	Ryan Fitzpatrick, BUF 9/9
87 .....	Reggie Wayne, IND 10/14
7 .....	twice, last Danny Amendola at SL 11/18
41 .....	R. Tannehill to B. Hartline, at MIA 9/23
38 .....	R. Wilson to G. Tate, at SEA 11/11
104 .....	Devin McCourty, at NE 10/21
62 .....	Brandon Fields, at MIA 9/23
27 .....	Leodis McKelvin, BUF 9/9
50 .....	Adam Vinatieri, IND 10/14
55 .....	David Akers, SF 9/30
14 .....	Jerrell Freeman, IND 10/14
2 .....	three times, last Chis Long, at SL 11/18
1 .....	nine times, last Richard Sherman, at SEA 11/11
0 .....	N/A





# SUPPLEMENTAL STATS



## TAKEAWAY-GIVEAWAY

TAKEAWAYS: 18 resulting in 10 TDs, 2 FGs, 0 MFG, 1 Blk FG, 1 Punt, 0 Blk Punt, 3 INTs, 0 Fumble, 0 Half, 1 Game, 0 Downs = **76 Points**  
GIVEAWAYS: 17 resulting in 5 TDs, 2 FGs, 2 MFGs, 0 Blk FG, 6 Punts, 0 Blk Punt, 1 INT, 0 Fumbles, 0 Half, 1 Game, 0 Downs = **41 Points**

TAKEAWAYS					GIVEAWAYS					
DATE	OPP.	INT	Fumbles	Total	INT	Fumbles	Total	Differential	W/L	
9/9	vs. BUF	3	1	+4	1	0	-1	+3	W	
9/16	at PIT	0	0	0	0	1	-1	-1	L	
9/23	at MIA	1	1	+2	2	0	-2	0	W	
9/30	vs. SF	0	0	0	1	3	-4	-4	L	
10/8	vs. HST	1	0	+1	2	0	-2	-1	L	
10/14	vs. IND	2	2	+4	0	0	0	+4	W	
10/21	at NE	0	1	+1	1	1	-2	-1	L	
10/28	vs. MIA	0	1	+1	1	1	-2	-1	L	
11/11	at SEA	0	2	+2	1	2	-3	-1	L	
11/18	at SL	1	2	+3	0	0	0	+3	W	
<b>TOTAL</b>		<b>8</b>	<b>10</b>	<b>+18</b>	<b>9</b>	<b>8</b>	<b>-17</b>	<b>+1</b>	<b>4-6</b>	

## JETS TAKE-AWAYS

DATE	OPP.	QTR	LOS	PLAYER	TURNOVER	TAKE-AWAY	YD	RETURN	RESULT	PTS
9/9	vs. BUF	1	NYJ 38	R. Fitzpatrick	Interception	D. Revis	NYJ 39	1 Yd	Touchdown	7
9/9	vs. BUF	1	NYJ 43	R. Fitzpatrick	Interception	K. Wilson	NYJ 48	5 Yds	Touchdown	7
9/9	vs. BUF	2	NYJ 38	C. Spiller	Fumble	Y. Bell	NYJ 47	17 Yds	Field Goal	3
9/9	vs. BUF	3	NYJ 40	R. Fitzpatrick	Interception	A. Cromartie	Endzone	40 Yds	Touchdown	7
9/16	at PIT	-	-	-	-	-	-	-	-	-
9/23	at MIA	3	MIA 6	R. Tannehill	Interception	L. Landry	Endzone	18 Yds	Touchdown	7
9/23	at MIA	3	MIA 20	D. Thomas	Fumble	D. Revis	MIA 26	0 Yds	Interception	0
9/30	vs. SF	-	-	-	-	-	-	-	-	-
10/8	vs. HST	1	HST 35	M. Schaub	Interception	A. Cromartie	NYJ 43	0 Yds	Touchdown	7
10/14	vs. IND	2	IND 26	A. Luck	Interception	A. Cromartie	IND 33	33 Yds	Touchdown	7
10/14	vs. IND	4	NYJ 12	A. Luck	Interception	E. Lankster	NYJ -6	Touchback	Punt	0
10/14	vs. IND	4	IND 14	A. Luck	Fumble	D. Harris	IND 14	0 Yds	Touchdown	7
10/14	vs. IND	4	IND 28	R. Wayne	Fumble	D. Davis	NYJ 35	-4 Yds	End of Game	0
10/21	at NE	2	NYJ 35	D. McCourty	Fumble	A. Allen	NE 18	3 Yds	Field Goal	3
10/28	vs. MIA	3	MIA 30	R. Bush	Fumble	Y. Bell	MIA 32	0 Yds	Interception	0
11/11	at SEA	1	SEA 29	R. Wilson	Fumble	M. Wilkerson	SEA 21	21 Yds	Touchdown	7
11/11	at SEA	2	NYJ 40	M. Lynch	Fumble	C. Pace	NYJ 37	0 Yds	Interception	0
11/18	at SL	2	SL 17	S. Bradford	Interception	E. Smith	SL 18	5 Yds	Blocked Field Goal	0
11/18	at SL	2	NYJ 31	S. Bradford	Fumble	B. Scott	NYJ 34	38 Yds	Touchdown	7
11/18	at SL	4	SL 35	D. Richardson	Fumble	G. McIntyre	SL 38	0 Yds	Touchdown	7
<b>TOTAL</b>										<b>76</b>

## JETS GIVE-AWAYS

DATE	OPP.	QTR	LOS	PLAYER	TURNOVER	TAKE-AWAY	YD	RETURN	RESULT	PTS
9/9	vs. BUF	1	BUF 46	M. Sanchez	Interception	B. Scott	NYJ 47	0 Yds	Interception	0
9/16	at PIT	3	NYJ 38	J. Kerley	Muffed Punt	R. Mundy	NYJ 42	0 Yds	Punt	0
9/23	at MIA	1	MIA 39	M. Sanchez	Interception	R. Marshall	NYJ 47	7 Yds	Touchdown	7
9/23	at MIA	3	MIA 7	M. Sanchez	Interception	C. Clemons	MIA -5	Touchback	Punt	0
9/30	vs. SF	2	NYJ 39	D. Epps	Fumble	C. Rogers	NYJ 47	1 Yd	Missed FG	0
9/30	vs. SF	2	SF 25	M. Sanchez	Fumble	J. Smith	SF 26	0 Yds	Field Goal	3
9/30	vs. SF	3	NYJ 46	M. Sanchez	Interception	P. Willis	NYJ 41	0 Yds	Missed FG	0
9/30	vs. SF	4	SF 44	S. Holmes	Fumble	C. Rogers	Endzone	51 Yds	Touchdown	7
10/8	vs. HST	2	HST 12	M. Sanchez	Interception	B. McCain	NYJ 9	86 Yds	Field Goal	3
10/8	vs. HST	4	NYJ 32	M. Sanchez	Interception	K. Jackson	NYJ 42	4 Yds	Punt	0



10/14	vs. IND	-	-	-	-	-	-	-	-	-
10/21	at NE	2	NE 36	M. Sanchez	Interception	A. Dennard	NE 2	0 Yds	Punt	0
10/21	at NE	OT	NYJ 40	M. Sanchez	Fumble	R. Ninkovich	NYJ 25	12 Yds	End of Game	0
10/28	vs. MIA	1	NYJ 37	M. Sanchez	Fumble	J. Odrick	NYJ 32	0 Yds	Touchdown	7
10/28	vs. MIA	3	MIA 15	M. Sanchez	Interception	C. Clemons	MIA 30	29 Yds	Punt	0
11/11	at SEA	2	SEA 6	M. Sanchez	Interception	R. Sherman	SEA 3	0 Yds	Punt	0
11/11	at SEA	2	SEA 15	J. Kerley	Fumble	K. Chancellor	NYJ 42	0 Yds	Touchdown	7
11/11	at SEA	4	SEA 32	M. Sanchez	Fumble	J. Jones	SEA 48	3 Yds	Touchdown	7
11/18	at SL	-	-	-	-	-	-	-	-	-
<b>TOTAL</b>										<b>41</b>

## BIG RUSHING PLAYS (Runs of 10 or more yards)

	JETS (21)	OPPONENTS (34)
9/9 vs. BUF	12, Shonn Greene	49, C.J. Spiller
	14, Shonn Greene	14, C.J. Spiller
		56, C.J. Spiller
9/16 at PIT	10, Bilal Powell	13, Isaac Redman
	22, Tim Tebow	
	12, Joe McKnight	
9/23 at MIA	11, Bilal Powell	16, Reggie Bush
		12, Reggie Bush
		22, Lamar Miller
9/30 vs. SF		17, Colin Kaepernick
		13, Frank Gore
		28, Mario Manningham
		11, Kendall Hunter
		12, Kendall Hunter
		13, Kendall Hunter
		11, Frank Gore
		30, Colin Kaepernick
10/8 vs. HST	11, Joe McKnight	14, Keshawn Martin
	13, Tim Tebow	46, Arian Foster
	12, Shonn Greene	21, Arian Foster
		<b>13, Arian Foster</b>
		12, Arian Foster
10/14 vs. IND	21, Shonn Greene	
	10, Shonn Greene	
	19, Shonn Greene	
	61, Joe McKnight	
	16, Shonn Greene	
10/21 at NE	13, Joe McKnight	14, Shane Vereen
		10, Stevan Ridley
		12, Stevan Ridley
		16, Shane Vereen
10/28 vs. MIA	36, Shonn Greene	19, Reggie Bush
		15, Reggie Bush
11/11 at SEA		18, Russell Wilson
		17, Marshawn Lynch
		15, Marshawn Lynch
		18, Marshawn Lynch
11/18 at SL	10, Shonn Greene	11, Steven Jackson
	10, Shonn Greene	11, Daryl Richardson
	14, Shonn Greene	21, Steven Jackson
	10, Bilal Powell	20, Steven Jackson
	<b>11, Bilal Powell</b>	

Bold indicates TD



# SUPPLEMENTAL STATS



## BIG PASSING PLAYS (Passes of 20 or more yards)

	JETS (28)	OPPONENTS (26)
9/9 vs. BUF .....	21, Mark Sanchez to Jeremy Kerley.....	30, Ryan Fitzpatrick to C.J. Spiller
.....	<b>33, Mark Sanchez to Stephen Hill</b> .....	21, Ryan Fitzpatrick to David Nelson
.....	27, Mark Sanchez to Stephen Hill.....	<b>29, Ryan Fitzpatrick to Stevie Johnson</b>
.....	25, Mark Sanchez to Santonio Holmes.....	
9/16 at PIT .....	45, Mark Sanchez to Jeremy Kerley.....	26, Ben Roethlisberger to Will Johnson
.....	22, Mark Sanchez to Jeremy Kerley.....	<b>37, Ben Roethlisberger to Mike Wallace</b>
.....		25, Ben Roethlisberger to Antonio Brown
9/23 at MIA .....	66, Mark Sanchez to Jeremy Kerley.....	23, Ryan Tannehill to Davone Bess
.....	38, Mark Sanchez to Santonio Holmes.....	20, Ryan Tannehill to Davone Bess
.....		41, Ryan Tannehill to Brian Hartline
9/30 vs. SF .....	22, Mark Sanchez to Chaz Schilens.....	26, Alex Smith to Mario Manningham
.....		23, Alex Smith to Vernon Davis
.....		25, Alex Smith to Delanie Walker
10/8 vs. HST.....	27, Mark Sanchez to Clyde Gates.....	<b>34, Matt Schaub to Owen Daniels</b>
.....	<b>27, Mark Sanchez to Jeff Cumberland</b> .....	30, Matt Schaub to James Casey
.....	36, Mark Sanchez to Jeremy Kerley.....	
.....	24, Mark Sanchez to Jeff Cumberland.....	
.....	36, Mark Sanchez to Jeremy Kerley.....	
10/14 vs. IND.....	23, Tim Tebow to Nick Bellore.....	24, Andrew Luck to Donnie Avery
.....		21, Andrew Luck to Dwayne Allen
.....		26, Andrew Luck to Reggie Wayne
10/21 at NE.....	24, Mark Sanchez to Jeremy Kerley.....	21, Tom Brady to Wes Welker
.....	26, Mark Sanchez to Jeremy Kerley.....	20, Tom Brady to Danny Woodhead
.....	22, Mark Sanchez to Jeremy Kerley.....	
.....	23, Mark Sanchez to Dustin Keller.....	
.....	21, Mark Sanchez to Stephen Hill.....	
.....	21, Mark Sanchez to Dustin Keller.....	
10/28 vs. MIA .....	21, Mark Sanchez to Shonn Greene.....	37, Matt Moore to Marlon Moore
.....	23, Mark Sanchez to Dustin Keller.....	30, Matt Moore to Jabar Gaffney
.....	20, Mark Sanchez to Clyde Gates.....	
11/11 at SEA .....	43, Mark Sanchez to Jeremy Kerley.....	<b>38, Russell Wilson to Golden Tate</b>
.....	32, Mark Sanchez to Dustin Keller.....	27, Russell Wilson to Marshawn Lynch
.....		<b>31, Russell Wilson to Sidney Rice</b>
.....		<b>23, Golden Tate to Sidney Rice</b>
11/18 at SL.....	<b>25, Mark Sanchez to Chaz Schilens</b> .....	36, Sam Bradford to Austin Pettis
.....	32, Mark Sanchez to Jeremy Kerley.....	

Bold indicates TD

## OFFENSIVE DRIVE ENGINEERING

	Drives	TD	FG	MFG	BLK FG	Punt	BLK Punt	FMBl	INT	DWNS	SFTY	HLF	GAME	END RG	PTS
Jets	116	18	14	2	2	51	1	7	9	3	1	3	4	1	167*
Opp.	122	25	17	3	0	47	0	10	8	2	0	5	5	0	225*

\*NYJ returned a punt for a TD vs. BUF (9/9)

\*NYJ muffed a punt at PIT (9/16)

\*SF returned a fumble for a TD vs. NYJ (9/30)

\*NYJ fumbled the ball in the endzone for a safety (10/21)

\*NYJ failed on a two-point conversion attempt vs. MIA (10/28)

\*SL failed on a two-point conversion attempt (11/18)

\*NYJ returned an interception for a TD vs BUF (9/9)

\*NYJ returned an interception for a TD at MIA (9/23)

\*NYJ returned a kickoff for a TD vs. HST (10/8)

\*MIA blocked a punt in the endzone for a touchdown (10/28)

\*NYJ returned a fumble for a TD at SEA (11/11)

## GOAL-TO-GO SITUATIONS

	Drives	TD	FG	MFG	TD%	Score%	FMBl	INT	Downs	Punt	Half	Game	End RG	PTS
Jets	19	11	5	0	58%	84%	0	2	0	0	0	0	0	91*
Opp.	21	15	5	0	71%	95%	0	0	0	0	0	1	0	119*

\*NYJ failed on a two-point conversion attempt vs. MIA (10/28)

\*SL failed on a two-point conversion attempt (11/18)



## SCORING BY QUARTER

Date	Opp.	W-L	JETS						OPPONENTS					
			1ST	2ND	3RD	4TH	OT	Total	1ST	2ND	3RD	4TH	OT	Total
9/9	vs. BUF	W	7	20	14	7	0	48	0	7	7	14	0	28
9/16	at PIT	L	7	3	0	0	0	10	3	10	7	7	0	27
9/23	at MIA	W	0	3	7	10	3	23	7	3	7	3	0	20
9/30	vs. SF	L	0	0	0	0	0	0	0	10	7	17	0	34
10/8	vs. HST	L	7	0	7	3	0	17	7	10	6	0	0	23
10/14	vs. IND	W	0	21	7	7	0	35	3	3	0	3	0	9
10/21	at NE	L	7	3	3	13	0	26	14	2	7	3	3	29
10/28	vs. MIA	L	0	0	3	6	0	9	10	10	7	3	0	30
11/11	at SEA	L	7	0	0	0	0	7	7	7	0	14	0	28
11/18	at SL	W	3	10	0	14	0	27	7	0	0	6	0	13
<b>Totals</b>		<b>3-6</b>	<b>38</b>	<b>60</b>	<b>41</b>	<b>60</b>	<b>3</b>	<b>202</b>	<b>58</b>	<b>62</b>	<b>48</b>	<b>70</b>	<b>3</b>	<b>241</b>

## LONGEST DRIVES

JETS	PLAYS	YARDS	TIME
	16, at MIA 9/23 (FG)	94, vs. MIA 10/28 (TD)	7:09, vs. BUF 9/9 (FG)
OPPONENT	PLAYS	YARDS	TIME
	15, at NE 10/21 (TD)	96, vs. BUF 9/9 (TD)	10:13, at PIT 9/16 (TD)
JETS	PLAYS	YARDS	TIME
(FG)	16, at MIA 9/23	74, vs HST 10/8	7:09, vs. BUF 9/9
(TD)	14, twice, last at NE 10/21	94, vs. MIA 10/28	6:58, twice, last at SL 11/18
OPPONENT	PLAYS	YARDS	TIME
(FG)	14, HST 10/8	75, at MIA 9/23	5:53, at PIT 9/16
(TD)	15, at NE 10/21	96, vs. BUF 9/9	10:13, at PIT 9/16

## LONGEST SCORING DRIVES

## JETS' DRIVES THAT PENETRATED THE OPPONENTS' 20-YARD LINE

Opp.	Drives	Scores	Scoring%	TD	TD%	FG	INT	Fumbles	Blk FG	Missed FG	Downs	Half	Game	Points
9/9 vs. BUF	5	5	100%	3	60%	2	0	0	0	0	0	0	0	27
9/16 at PIT	2	2	100%	1	50%	1	0	0	0	0	0	0	0	10
9/23 at MIA	5	4	80%	1	20%	3	1	0	0	0	0	0	0	16
9/30 vs. SF	-	-	-	-	-	-	-	-	-	-	-	-	-	-
10/8 vs. HST	2	1	50%	0	0%	1	1	0	0	0	0	0	0	3
10/14 vs. IND	5	5	100%	5	100%	0	0	0	0	0	0	0	0	35
10/21 at NE	4	4	100%	2	50%	2	0	0	0	0	0	0	0	20
10/28 vs. MIA	4	1	25%	1	25%	0	1	0	1	0	1	0	0	6
11/11 at SEA	1	0	0%	0	0%	0	1	0	0	0	0	0	0	0
11/18 at SL	4	2	50%	2	50%	0	0	0	1	1	0	0	0	14
<b>Totals</b>	<b>32</b>	<b>24</b>	<b>75%</b>	<b>15</b>	<b>46.9%</b>	<b>9</b>	<b>4</b>	<b>0</b>	<b>2</b>	<b>1</b>	<b>1</b>	<b>0</b>	<b>0</b>	<b>131</b>

## OPPONENTS' DRIVES THAT PENETRATED THE JETS' 20-YARD LINE

Opp.	Drives	Scores	Scoring%	TD	TD%	FG	INT	Fumbles	Blk FG	Missed FG	Downs	Half	Game	Points
9/9 BUF	2	2	100%	2	100%	0	0	0	0	0	0	0	0	14
9/16 at PIT	3	3	100%	2	66.7%	1	0	0	0	0	0	0	0	17
9/23 at MIA	3	3	100%	2	66.7%	1	0	0	0	0	0	0	0	17
9/30 SF	5	4	80%	3	60%	1	0	0	0	0	0	0	1	24
10/8 HST	3	3	100%	1	33.3%	2	0	0	0	0	0	0	0	13
10/14 IND	2	1	50%	0	0%	1	1	0	0	0	0	0	0	3
10/21 at NE	2	2	100%	2	100%	0	0	0	0	0	0	0	0	14
10/28 MIA	3	3	100%	2	67%	1	0	0	0	0	0	0	0	17
11/11 at SEA	2	2	100%	2	100%	0	0	0	0	0	0	0	0	14
11/18 at SL	2	2	100%	2	100%	0	0	0	0	0	0	0	0	13
<b>Totals</b>	<b>27</b>	<b>25</b>	<b>92.6%</b>	<b>18</b>	<b>66.7%</b>	<b>7</b>	<b>1</b>	<b>0</b>	<b>0</b>	<b>0</b>	<b>0</b>	<b>0</b>	<b>1</b>	<b>146</b>





# SUPPLEMENTAL STATS

## 2012 BALL POSSESSION AND DRIVE CHART

### BUFFALO BILLS 28 AT NEW YORK JETS 48 (09/09/12)

#### BUFFALO (28:42) AVERAGE—BUF 24

#### NEW YORK (31:18) AVERAGE—NYJ 35

BEGIN	TIME	PLAYS	YDS	PEN	NET	LAST	RESULT	BEGIN	TIME	PLAYS	YDS	PEN	NET	LAST	RESULT
BUF 46	1:55	4	12	-5	7	NYJ 47	Interception	NYJ 19	3:14	7	28	0	28	NYJ 47	Interception
BUF 20	3:38	7	27	0	27	BUF 47	Interception	<b>NYJ 39</b>	<b>3:49</b>	<b>8</b>	<b>56</b>	<b>5</b>	<b>61</b>	<b>BUF 12*</b>	<b>Touchdown</b>
BUF 20	2:13	3	14	-10	4	BUF 24	Punt	<b>NYJ 48</b>	<b>2:31</b>	<b>5</b>	<b>52</b>	<b>0</b>	<b>52</b>	<b>BUF 33</b>	<b>Touchdown</b>
<b>BUF 20</b>	<b>3:34</b>	<b>7</b>	<b>80</b>	<b>0</b>	<b>80</b>	<b>BUF 44</b>	<b>Touchdown</b>	NYJ 20	7:09	15	73	0	73	BUF 7*	Field Goal
BUF 20	0:21	1	30	0	30	BUF 20	Fumble	NYJ 47	1:24	7	37	-5	32	BUF 21*	Field Goal
BUF 20	0:12	1	-1	0	-1	BUF 20	End of Half								
BUF 20	1:19	3	16	0	16	BUF 36	Interception	<b>BUF 48</b>	<b>2:10</b>	<b>4</b>	<b>48</b>	<b>0</b>	<b>48</b>	<b>BUF 17*</b>	<b>Touchdown</b>
BUF 20	1:53	3	1	-10	-9	BUF 11	Punt								
<b>BUF 23</b>	<b>5:12</b>	<b>9</b>	<b>81</b>	<b>-4</b>	<b>77</b>	<b>NYJ 5*</b>	<b>Touchdown</b>								
<b>BUF 4</b>	<b>6:14</b>	<b>13</b>	<b>87</b>	<b>9</b>	<b>96</b>	<b>NYJ 6*</b>	<b>Touchdown</b>	NYJ 20	5:15	8	31	-10	21	NYJ 41	Punt
<b>NYJ 41</b>	<b>0:54</b>	<b>5</b>	<b>41</b>	<b>0</b>	<b>41</b>	<b>NYJ 29</b>	<b>Touchdown</b>	NYJ 20	1:05	3	5	-5	0	NYJ 20	Punt
<b>BUF 18</b>	<b>1:17</b>	<b>2</b>	<b>2</b>	<b>0</b>	<b>2</b>	BUF 25	End of Game	<b>BUF 49</b>	<b>4:41</b>	<b>8</b>	<b>54</b>	<b>-5</b>	<b>49</b>	<b>BUF 1*</b>	<b>Touchdown</b>

\*= inside opponent's 20

### NEW YORK JETS 10 AT PITTSBURGH STEELERS 27 (09/16/12)

#### NEW YORK (23:24) AVERAGE—NYJ 21

#### PITTSBURGH (36:36) AVERAGE—PIT 30

BEGIN	TIME	PLAYS	YDS	PEN	NET	LAST	RESULT	BEGIN	TIME	PLAYS	YDS	PEN	NET	LAST	RESULT
<b>NYJ 10</b>	<b>4:48</b>	<b>8</b>	<b>83</b>	<b>7</b>	<b>90</b>	<b>PIT 14*</b>	<b>Touchdown</b>	PIT 20	5:53	10	53	0	53	NYJ 27*	Field Goal
NYJ 20	5:21	12	41	20	61	PIT 19*	Field Goal	PIT 25	4:23	9	48	0	48	NYJ 27	Field Goal
NYJ 42	1:04	3	0	0	0	NYJ 42	Punt	PIT 19	1:48	3	0	0	0	PIT 19	Punt
NYJ 31	1:03	2	4	0	4	NYJ 33	End of Half	<b>PIT 20</b>	<b>5:40</b>	<b>11</b>	<b>67</b>	<b>13</b>	<b>80</b>	<b>NYJ 1*</b>	<b>Touchdown</b>
NYJ 20	4:02	6	9	-10	-1	NYJ 19	Punt	<b>PIT 41</b>	<b>2:14</b>	<b>5</b>	<b>44</b>	<b>15</b>	<b>59</b>	<b>NYJ 37</b>	<b>Touchdown</b>
NYJ 27	2:46	5	28	0	28	PIT 45	Punt	PIT 4	1:31	3	9	0	9	PIT 13	Punt
NYJ 6	1:37	4	18	0	18	NYJ 24	Punt	NYJ 42	1:08	3	4	-5	-1	NYJ 43	Punt
NYJ 20	1:06	3	3	19	22	NYJ 42	Punt	PIT 49	1:49	3	23	-20	3	NYJ 48	Punt
NYJ 17	0:30	3	0	0	0	NYJ 17	Punt	<b>PIT 25</b>	<b>10:13</b>	<b>14</b>	<b>75</b>	<b>0</b>	<b>75</b>	<b>NYJ 2*</b>	<b>Touchdown</b>
NYJ 18	1:07	6	33	16	49	PIT 30	End of Game	PIT 38	1:57	3	8	0	8	PIT 46	Punt

\*= inside opponent's 20

### NEW YORK JETS 23 at MIAMI DOLPHINS 20 (09/23/12)

#### NEW YORK (35:23) AVERAGE—NYJ 31

#### MIAMI (33:33) AVERAGE—MIA 18

BEGIN	TIME	PLAYS	YDS	PEN	NET	LAST	RESULT	BEGIN	TIME	PLAYS	YDS	PEN	NET	LAST	RESULT
NYJ 20	1:40	4	5	14	19	NYJ 39	Interception	<b>NYJ 47</b>	<b>4:06</b>	<b>8</b>	<b>47</b>	<b>0</b>	<b>47</b>	<b>NYJ 1*</b>	<b>Touchdown</b>
NYJ 19	4:04	7	15	5	20	NYJ 39	Punt	MIA 5	2:13	5	28	0	28	MIA 33	Punt
NYJ 18	3:43	7	22	5	27	NYJ 45	Punt	MIA 22	5:48	13	70	5	75	NYJ 3*	Field Goal
NYJ 18	6:36	16	72	-5	67	MIA 15*	Field Goal	MIA 7	1:50	5	11	10	21	MIA 24	End of Half
MIA 26	3:31	6	19	0	19	MIA 7*	Interception	MIA 6	0:44	2	0	0	0	MIA 6	Interception
NYJ 20	1:18	3	7	0	7	NYJ 27	Punt	MIA 20	0:08	1	4	0	4	MIA 20	Fumble
								MIA 20	3:13	5	21	0	21	MIA 41	Punt
								<b>MIA 20</b>	<b>4:21</b>	<b>11</b>	<b>65</b>	<b>15</b>	<b>80</b>	<b>NYJ 1*</b>	<b>Touchdown</b>
NYJ 25	3:16	7	75	-2	73	MIA 2*	Field Goal	MIA 21	2:48	7	41	9	50	NYJ 29	Missed FG
NYJ 38	0:22	3	0	0	0	NYJ 38	Punt	MIA 14	0:29	3	0	0	0	MIA 14	Punt
NYJ 40	2:37	5	22	0	22	MIA 38	Punt	MIA 5	1:39	3	5	-3	2	MIA 7	Punt
<b>NYJ 47</b>	<b>2:33</b>	<b>8</b>	<b>63</b>	<b>-10</b>	<b>53</b>	<b>MIA 7*</b>	<b>Touchdown</b>	MIA 29	2:45	12	29	19	48	NYJ 23	Field Goal
NYJ 20	0:16	3	6	0	6	NYJ 25	End of Regulation								
NYJ 20	3:38	8	35	0	35	MIA 45	Punt	MIA 10	3:29	8	60	0	60	NYJ 30	Missed FG
NYJ 38	1:49	5	47	0	47	MIA 15*	Field Goal								

\*= inside opponent's 20

# SUPPLEMENTAL STATS



## SAN FRANCISCO 49ERS 34 AT NEW YORK JETS 0 (09/30/12)

### SAN FRANCISCO (36:56) AVERAGE—SF 40

### NEW YORK (23:04) AVERAGE—NYJ 25

BEGIN	TIME	PLAYS	YDS	PEN	NET	LAST	RESULT	BEGIN	TIME	PLAYS	YDS	PEN	NET	LAST	RESULT
SF 20	1:39	3	5	14	19	SF 39	Punt	NYJ 25	4:32	7	40	-10	30	SF 45	Punt
SF 8	4:07	7	57	-10	47	NYJ 45	Punt	NYJ 3	1:38	3	6	0	6	NYJ 9	Punt
<b>SF 32</b>	<b>4:27</b>	<b>8</b>	<b>73</b>	<b>-5</b>	<b>68</b>	<b>NYJ 7*</b>	<b>Touchdown</b>	NYJ 20	2:58	6	28	0	28	NYJ 39	Fumble
NYJ 47	3:17	6	10	0	10	NYJ 37	Missed FG	NYJ 45	1:46	3	3	0	3	NYJ 48	Punt
SF 11	2:47	5	14	-12	2	SF 13	Punt	SF 47	1:38	6	6	15	21	SF 25	Fumble
SF 26	1:11	6	51	5	56	NYJ 18*	Field Goal								
NYJ 41	2:06	5	19	0	19	NYJ 22	Missed FG	NYJ 21	1:41	4	25	0	25	NYJ 46	Interception
SF 40	2:58	6	11	0	11	NYJ 49	Punt	NYJ 30	1:02	3	3	0	3	NYJ 33	Punt
<b>NYJ 48</b>	<b>3:26</b>	<b>6</b>	<b>48</b>	<b>0</b>	<b>48</b>	<b>NYJ 2*</b>	<b>Touchdown</b>	NYJ 2	0:58	3	2	0	2	NYJ 4	Punt
SF 32	4:58	10	46	0	46	NYJ 22	Field Goal	NYJ 36	3:03	6	19	5	24	SF 44	Fumble
<b>NYJ 4</b>	<b>1:32</b>	<b>3</b>	<b>3</b>	<b>1</b>	<b>4</b>	<b>NYJ 1*</b>	<b>Touchdown</b>	NYJ 20	1:25	3	5	0	5	NYJ 25	Punt
<b>NYJ 49</b>	4:28	7	42	0	42	NYJ 5*	End of Game	NYJ 20	0:48	3	0	5	5	NYJ 25	Blocked Punt
								NYJ 20	1:35	3	8	0	8	NYJ 28	Punt

\*= inside opponent's 20

## HOUSTON TEXANS 23 AT NEW YORK JETS 17 (10/08/12)

### HOUSTON TEXANS (35:16) AVERAGE—HST 32

### NEW YORK (24:44) AVERAGE—NYJ 23

BEGIN	TIME	PLAYS	YDS	PEN	NET	LAST	RESULT	BEGIN	TIME	PLAYS	YDS	PEN	NET	LAST	RESULT
<b>HST 15</b>	<b>3:55</b>	<b>8</b>	<b>85</b>	<b>0</b>	<b>85</b>	<b>NYJ 34</b>	<b>Touchdown</b>	NYJ 13	1:12	3	13	-5	8	NYJ 21	Punt
HST 37	1:30	3	2	-5	-3	HST 34	Punt	NYJ 28	1:02	3	0	0	0	NYJ 28	Punt
HST 38	1:27	3	-3	0	-3	HST 35	Interception	<b>NYJ 43</b>	<b>1:47</b>	<b>4</b>	<b>57</b>	<b>0</b>	<b>57</b>	<b>HST 27</b>	<b>Touchdown</b>
HST 4	2:25	4	51	0	51	NYJ 45	Punt								
<b>HST 33</b>	<b>2:45</b>	<b>5</b>	<b>67</b>	<b>0</b>	<b>67</b>	<b>NYJ 13*</b>	<b>Touchdown</b>	NYJ 15	2:46	7	12	0	12	NYJ 27	Punt
HST 20	4:09	8	44	-10	34	NYJ 46	Punt	NYJ 29	2:41	7	10	0	10	NYJ 39	Punt
NYJ 9	0:14	3	0	0	0	NYJ 9*	Field Goal	NYJ 7	4:07	10	81	0	81	HST 12*	Interception
HST 6	7:42	14	70	0	70	NYJ 24	Field Goal	NYJ 25	2:27	3	13	-5	8	NYJ 33	Punt
NYJ 46	4:25	8	42	0	42	NYJ 4*	Field Goal		<b>0:13</b>	<b>0</b>	<b>0</b>	<b>0</b>	<b>0</b>		<b>Touchdown</b>
HST11	1:56	3	4	-5	-1	HST 10	Punt	NYJ 28	3:18	8	74	-5	69	HST 3*	Field Goal
HST 15	3:01	4	21	5	26	HST 41	Punt	NYJ 42	3:30	6	18	0	18	HST 40	Punt
NYJ 42	1:47	3	-5	0	-5	NYJ 47	Punt	NYJ 16	1:37	7	16	0	16	NYJ 32	Interception
								NYJ 9	0:04	1	0	0	0	NYJ 9	End of Game

\*= inside opponent's 20

## INDIANAPOLIS COLTS 9 AT NEW YORK JETS 35 (10/14/12)

### INDIANAPOLIS COLTS (26:20) AVERAGE—IND 21

### NEW YORK (33:40) AVERAGE—NYJ 29

BEGIN	TIME	PLAYS	YDS	PEN	NET	LAST	RESULT	BEGIN	TIME	PLAYS	YDS	PEN	NET	LAST	RESULT
IND 20	4:19	7	40	0	40	NYJ 40	Punt	NYJ 3	1:26	3	6	0	6	NYJ 9	Punt
IND 41	3:13	7	19	38	57	NYJ 2*	Field Goal								
IND 20	1:22	3	6	0	6	IND 26	Interception	<b>NYJ 20</b>	<b>6:49</b>	<b>14</b>	<b>80</b>	<b>0</b>	<b>80</b>	<b>IND 5*</b>	<b>Touchdown</b>
IND 15	3:41	11	51	2	53	NYJ 32	Field Goal	<b>IND 35</b>	<b>3:04</b>	<b>5</b>	<b>30</b>	<b>5</b>	<b>35</b>	<b>IND 10*</b>	<b>Touchdown</b>
IND 22	0:27	1	-1	0	-1	IND 22	End of Half	<b>NYJ 30</b>	<b>5:39</b>	<b>11</b>	<b>75</b>	<b>-5</b>	<b>70</b>	<b>IND 5*</b>	<b>Touchdown</b>
IND 24	3:27	6	28	-7	21	IND 45	Punt	NYJ 20	0:56	3	4	0	4	NYJ 24	Punt
IND 23	3:40	8	14	15	29	NYJ 48	Punt	NYJ 20	1:27	3	8	0	8	NYJ 28	Punt
IND 24	1:56	9	47	0	47	NYJ 29	Field Goal	<b>NYJ 9</b>	<b>3:54</b>	<b>7</b>	<b>91</b>	<b>0</b>	<b>91</b>	<b>IND 4*</b>	<b>Touchdown</b>
IND 20	2:41	9	48	20	68	NYJ 12*	Interception	NYJ 20	5:20	8	23	0	23	NYJ 43	Punt
IND 7	0:31	2	7	0	7	IND 14	Fumble	NYJ 20	2:16	4	21	0	21	NYJ 41	Punt
IND 18	1:03	5	39	0	39	IND 28	Fumble	<b>IND 14</b>	<b>2:47</b>	<b>5</b>	<b>14</b>	<b>0</b>	<b>14</b>	<b>IND 2*</b>	<b>Touchdown</b>
								NYJ 31	0:02	1	-1	0	-1	NYJ 31	End of Game

\*= inside opponent's 20



# SUPPLEMENTAL STATS



## NEW YORK JETS 26 AT NEW ENGLAND PATRIOTS 29 (10/21/12)

### NEW YORK (35:49) AVERAGE—NYJ 25

BEGIN	TIME	PLAYS	YDS	PEN	NET	LAST	RESULT
<b>NYJ 24</b>	<b>4:44</b>	<b>11</b>	<b>71</b>	<b>5</b>	<b>76</b>	<b>NE 1*</b>	<b>Touchdown</b>
NYJ 10	2:09	3	3	0	3	NYJ 13	Punt
NYJ 41	1:23	3	13	-5	8	NYJ 49	Punt

### NEW ENGLAND (31:43) AVERAGE—NE 21

BEGIN	TIME	PLAYS	YDS	PEN	NET	LAST	RESULT
NE 20	1:25	5	25	0	25	NE 45	Punt
<b>NE 42</b>	<b>0:12</b>	<b>0</b>	<b>0</b>	<b>0</b>	<b>0</b>	<b>NYJ 17*</b>	<b>Touchdown</b>
<b>NE 42</b>	<b>2:19</b>	<b>7</b>	<b>58</b>	<b>0</b>	<b>58</b>	<b>NYJ 17*</b>	<b>Touchdown</b>

NYJ 12	0:04	1	-12	0	-12	NYJ 12	Fumble, Safety
NYJ 16	3:31	8	48	0	48	NE 36	Interception
NYJ 5	3:41	12	54	5	59	NE 36	Field Goal

NE 20	4:34	9	41	-5	36	NYJ 44	Punt
NE 30	2:02	4	6	0	6	NE 36	Punt
NE 2	3:54	9	38	15	53	NYJ 45	Punt
	0:02	0	0	0	0		End of Half

NYJ 32	5:27	11	65	0	65	NE 3*	Field Goal
NYJ 20	1:41	3	15	-10	5	NYJ 25	Punt

<b>NE 17</b>	<b>6:54</b>	<b>15</b>	<b>83</b>	<b>9</b>	<b>83</b>	<b>NYJ 2*</b>	<b>Touchdown</b>
--------------	-------------	-----------	-----------	----------	-----------	---------------	------------------

<b>NYJ 8</b>	<b>6:58</b>	<b>14</b>	<b>96</b>	<b>-4</b>	<b>92</b>	<b>NE 7*</b>	<b>Touchdown</b>
NYJ 35	2:13	6	40	0	40	NE 25	Field Goal
NE 18	0:24	4	-7	0	-7	NYJ 25*	Field Goal

NE 22	3:16	6	24	0	24	NYJ 46	Punt
NE 21	1:25	3	4	-10	-6	NE 15	Punt
	0:05	0	0	0	0		Fumble
NE 21	1:37	6	54	0	54	NYJ 25	Field Goal

NYJ 15	3:34	6	5	5	10	NYJ 40	Fumble
--------	------	---	---	---	----	--------	--------

NE 16	3:58	12	48	6	54	NYJ 30	Field Goal
-------	------	----	----	---	----	--------	------------

\*= inside opponent's 20

## MIAMI DOLPHINS 30 AT NEW YORK JETS 9 (10/28/12)

### MIAMI (28:47) AVERAGE—MIA 36

BEGIN	TIME	PLAYS	YDS	PEN	NET	LAST	RESULT
MIA 22	3:58	9	43	20	63	NYJ 15*	Field Goal
NYJ 49	1:37	3	-4	0	-4	MIA 47	Punt
MIA 31	1:21	3	4	0	4	MIA 35	Punt

<b>NYJ 32</b>	<b>2:36</b>	<b>6</b>	<b>32</b>	<b>0</b>	<b>32</b>	<b>NYJ 3*</b>	<b>Touchdown</b>
MIA 23	2:05	5	22	0	22	MIA 45	Punt
MIA 35	2:26	7	44	0	44	NYJ 21	Field Goal
MIA 39	2:05	3	7	0	7	MIA 46	Punt
MIA 25	0:43	2	-2	0	-2	MIA 24	End of Half

<b>NYJ 40</b>	<b>3:07</b>	<b>6</b>	<b>40</b>	<b>0</b>	<b>40</b>	<b>NYJ 4*</b>	<b>Touchdown</b>
MIA 14	1:32	4	17	0	17	MIA 30	Fumble
MIA 30	1:21	3	6	-6	0	MIA 30	Punt

MIA 28	2:01	3	8	0	8	MIA 36	Punt
NYJ 45	2:50	6	21	0	21	NYJ 24	Field Goal
MIA 20	1:05	2	-2	0	-2	MIA 19	End of Game

BEGIN	TIME	PLAYS	YDS	PEN	NET	LAST	RESULT
NYJ 20	1:36	3	4	0	4	NYJ 24	Punt
NYJ 10	2:29	6	10	0	10	NYJ 20	Blocked Punt
NYJ 24	2:15	4	8	0	8	NYJ 37	Fumble

NYJ 29	1:26	3	9	0	9	NYJ 38	Punt
NYJ 20	1:12	3	2	-5	-3	NYJ 17	Punt
NYJ 20	2:11	3	4	-5	-1	NYJ 19	Punt
NYJ 13	2:00	9	70	0	70	MIA 17*	Missed FG

NYJ 46	3:07	8	34	0	34	MIA 20	Field Goal
NYJ 12	1:37	4	41	0	41	MIA 47	Punt
MIA 32	1:52	5	17	0	17	MIA 15*	Interception
NYJ 12	2:24	7	19	0	19	NYJ 31	Punt

<b>NYJ 6</b>	<b>5:39</b>	<b>13</b>	<b>94</b>	<b>0</b>	<b>94</b>	<b>MIA 5*</b>	<b>Touchdown</b>
NYJ 20	3:25	13	51	10	61	MIA 19*	Downs

\*= inside opponent's 20

## NEW YORK JETS 07 AT SEATTLE SEAHAWKS 28 (11/11/12)

### NEW YORK (23:49) AVERAGE—NYJ 26

BEGIN	TIME	PLAYS	YDS	PEN	NET	LAST	RESULT
NYJ 20	5:26	11	35	5	40	SEA 40	Downs
NYJ 15	1:38	3	9	0	9	NYJ 24	Punt
NYJ 19	1:16	3	-2	-5	-7	NYJ 12	Punt

NYJ 38	4:05	7	61	-5	56	SEA 6*	Interception
NYJ 49	0:56	3	2	0	2	SEA 49	Punt

NYJ 19	0:45	3	4	0	4	NYJ 23	Punt
NYJ 15	0:29	1	3	0	3	NYJ 15	End of Half

NYJ 34	2:37	5	19	0	19	SEA 47	Punt
NYJ 20	3:42	7	22	0	22	NYJ 42	Punt

NYJ 20	2:01	4	27	5	32	SEA 32	Fumble
NYJ 35	0:54	3	5	-5	0	NYJ 35	Punt

### SEATTLE (36:11) AVERAGE—SEA 30

BEGIN	TIME	PLAYS	YDS	PEN	NET	LAST	RESULT
<b>SEA 41</b>	<b>1:33</b>	<b>3</b>	<b>59</b>	<b>0</b>	<b>59</b>	<b>NYJ 38</b>	<b>Touchdown</b>
SEA 40	1:42	3	4	-5	-1	SEA 39	Punt
SEA 41	0:35	2	-20	0	-20	SEA 29	Fumble

SEA 40	3:00	6	23	0	23	NYJ 40	Fumble
SEA 3	2:08	3	4	0	4	SEA 7	Punt
SEA 10	1:56	3	5	0	5	SEA 15	Punt
<b>NYJ 42</b>	<b>3:41</b>	<b>7</b>	<b>47</b>	<b>-5</b>	<b>42</b>	<b>NYJ 1*</b>	<b>Touchdown</b>
SEA 43	0:50	5	12	-10	2	SEA 45	Punt

SEA 18	1:34	3	8	0	8	SEA 26	Punt
SEA 10	5:16	9	34	0	34	SEA 44	Punt

<b>SEA 16</b>	<b>3:18</b>	<b>7</b>	<b>84</b>	<b>0</b>	<b>84</b>	<b>NYJ 31</b>	<b>Touchdown</b>
<b>NYJ 49</b>	<b>3:33</b>	<b>6</b>	<b>64</b>	<b>-15</b>	<b>49</b>	<b>NYJ 23*</b>	<b>Touchdown</b>
SEA 19	7:05	10	39	15	54	NYJ 26	End of Game

\*= inside opponent's 20

# SUPPLEMENTAL STATS



## NEW YORK JETS 27 AT ST. LOUIS RAMS 13 (11/18/12)

### NEW YORK (33:03) AVERAGE—NYJ 46

### ST. LOUIS (26:57) AVERAGE—SL 22

BEGIN	TIME	PLAYS	YDS	PEN	NET	LAST	RESULT	BEGIN	TIME	PLAYS	YDS	PEN	NET	LAST	RESULT
NYJ 20	4:44	9	34	0	34	SL 46	Punt	SL 14	6:31	13	86	0	86	NYJ 1*	Touchdown
NYJ 37	3:01	7	30	0	30	SL 33	Field Goal								
SL 13	2:05	4	5	0	5	SL 8*	Blocked FG	SL 17	1:51	3	5	-5	0	SL 17	Interception
NYJ 34	2:45	6	20	0	20	SL 45	Downs	SL 13	2:13	4	17	0	17	SL 30	Punt
SL 28	0:41	2	28	0	28	SL 25	Touchdown	SL 46	1:38	3	20	0	20	NYJ 31	Fumble
NYJ 34	1:55	6	38	-5	33	SL 33	Field Goal	SL 19	1:39	3	6	0	6	SL 25	Punt
NYJ 29	0:18	1	-1	0	-1	NYJ 29	End of Half	SL 14	0:39	3	9	0	9	SL 23	Punt
NYJ 11	3:41	7	41	-10	31	NYJ 42	Punt	SL 14	3:37	6	26	0	26	SL 40	Punt
NYJ 37	6:58	12	63	0	63	SL 5*	Touchdown	SL 20	1:28	3	-4	5	1	SL 21	Punt
SL 38	3:46	7	38	0	38	SL 11*	Touchdown	SL 20	2:01	4	17	0	17	SL 35	Fumble
SL 44	1:12	3	-3	0	-3	SL 47	Punt	SL 44	2:49	7	61	-5	56	NYJ 2*	Touchdown
SL 23	1:16	4	-3	0	-3	SL 26*	Missed FG	SL 10	1:16	8	13	0	13	SL 23	Downs
NYJ 41	0:41	1	-1	0	-1	NYJ 41	End of Game	SL 34	1:15	8	25	0	25	50	Downs

\*= inside opponent's 20

### GAME-BY-GAME THIRD DOWNS

		JETS			OPPONENTS		
DATE	OPPONENT	MADE	ATT.	PCT.	MADE	ATT.	PCT.
9/9	vs. BUF	10	14	71%	6	9	67%
9/16	at PIT	4	12	33%	8	15	53%
9/23	at MIA	6	17	35%	10	19	53%
9/30	vs. SF	2	13	15%	4	12	33%
10/8	vs. HST	4	14	29%	6	15	40%
10/14	vs. IND	6	12	50%	3	11	27%
10/21	at NE	8	15	53%	9	17	53%
10/28	vs. MIA	5	17	29%	4	13	31%
11/11	at SEA	2	11	18%	5	13	38%
11/18	at SL	7	15	47%	5	16	31%
<b>Totals</b>		<b>54</b>	<b>140</b>	<b>38.6%</b>	<b>60</b>	<b>140</b>	<b>42.9%</b>

### GAME-BY-GAME FOURTH DOWNS

		JETS			OPPONENTS		
DATE	OPPONENT	MADE	ATT.	PCT.	MADE	ATT.	PCT.
9/9	vs. BUF	0	0	0%	1	1	100%
9/16	at PIT	0	0	0%	0	0	0%
9/23	at MIA	1	1	100%	0	0	0%
9/30	vs. SF	0	0	0%	1	1	100%
10/8	vs. HST	2	2	100%	0	0	0%
10/14	vs. IND	1	1	100%	0	0	0%
10/21	at NE	0	0	0%	0	0	0%
10/28	vs. MIA	2	3	67%	0	0	0%
11/11	at SEA	0	1	0%	1	1	100%
11/18	at SL	0	1	0%	3	5	60%
<b>Totals</b>		<b>6</b>	<b>9</b>	<b>66.7%</b>	<b>6</b>	<b>8</b>	<b>75%</b>

### OFFENSIVE STARTERS

Game	QB	RB	FB	TE	WR	WR	LT	LG	C	RG	RT
9/9 vs. BUF	Sanchez	Greene	Tebow (TE)	Keller	Hill	Holmes	Ferguson	Slauson	Mangold	Moore	Howard
9/16 at PIT	Sanchez	Greene	Conner	Cumberland	Hill	Holmes	Ferguson	Slauson	Mangold	Moore	Howard
9/23 at MIA	Sanchez	Greene	Tebow	Cumberland	Hill	Holmes	Ferguson	Slauson	Mangold	Moore	Howard
9/30 vs. SF	Sanchez	Powell	Conner	Cumberland	Schilens	Holmes	Ferguson	Slauson	Mangold	Moore	Howard
10/8 vs. HST	Sanchez	Greene	Hilliard	Cumberland	Schilens	Kerley	Ferguson	Slauson	Mangold	Moore	Howard
10/14 vs. IND	Sanchez	Greene	Hilliard	Keller	Schilens	Cumberland (TE)	Ferguson	Slauson	Mangold	Moore	Howard
10/21 at NE	Sanchez	Greene	Hilliard	Keller	Hill	Kerley	Ferguson	Slauson	Mangold	Moore	Howard
10/28 vs. MIA	Sanchez	Greene	Hilliard	Keller	Hill	Kerley	Ferguson	Slauson	Mangold	Moore	Howard
11/11 at SEA	Sanchez	Greene	Hilliard	Cumberland	Hill	Kerley	Ferguson	Slauson	Mangold	Moore	Howard
11/18 at SL	Sanchez	Greene	Hilliard	Cumberland	Schilens	Gates	Ferguson	Slauson	Mangold	Moore	Howard





# SUPPLEMENTAL STATS

## DEFENSIVE STARTERS

Game	END	NT	T	OLB	WILL	MIKE	OLB	CB	CB	S	S
9/9 vs. BUF	Wilkerson	Ellis	Wilson (CB)	Thomas	Scott	Harris	Pace	Revis	Cromartie	Bell	Landry
9/16 at PIT	Wilkerson	Po'uha	DeVito	McIntyre	Scott	Harris	Pace	Wilson	Cromartie	Bell	Landry
9/23 at MIA	Wilkerson	Po'uha	DeVito	McIntyre	Scott	Harris	Pace	Revis	Cromartie	Bell	Landry
9/30 vs. SF	Wilkerson	Po'uha	DeVito	Thomas	Scott	Harris	Pace	Wilson	Cromartie	Bell	Landry
10/8 vs. HST	Wilkerson	Ellis	DeVito	Thomas	Scott	Harris	Pace	Wilson	Cromartie	Bell	Landry
10/14 vs. IND	Coples	DeVito	Wilkerson	Allen (DB)	Scott	Harris	Pace	Wilson	Cromartie	Bell	Landry
10/21 at NE	Coples	DeVito	Wilkerson	Davis	Trufant (DB)	Harris	Pace	Wilson	Cromartie	Bell	Landry
10/28 vs. MIA	Wilkerson	Po'uha	DeVito	Thomas	Davis	Harris	Pace	Wilson	Cromartie	Bell	Landry
11/11 at SEA	E. Smith (S)	Po'uha	DeVito	Thomas	Davis	Harris	Pace	Wilson	Cromartie	Bell	Landry
11/18 at SL	Wilkerson	Po'uha	DeVito	Thomas	Scott	Harris	Pace	Wilson	Cromartie	Bell	Landry

## INACTIVES

9/9 vs. BUF ..... Gates ..... Harrison ..... Landolt ..... McElroy ..... Po'uha ..... Schlauderaff ..... E. Smith  
9/16 at PIT ..... Harrison ..... Keller ..... Landolt ..... McElroy ..... Revis ..... Schlauderaff ..... Thomas  
9/23 at MIA ..... Conner ..... Fletcher ..... Harrison ..... Keller ..... Landolt ..... McElroy ..... Schlauderaff  
9/30 vs. SF ..... Grimes ..... Harrison ..... S. Hill ..... Keller ..... McElroy ..... Revis ..... Schlauderaff  
10/8 vs. HST ..... Conner ..... S. Hill ..... Keller ..... McElroy ..... Po'uha ..... Revis ..... Schlauderaff  
10/14 vs. IND ..... Conner ..... Ellis ..... Gates ..... Grimes ..... McElroy ..... Po'uha ..... E. Smith  
10/21 at NE ..... Ellis ..... Gates ..... McElroy ..... Powell ..... Po'uha ..... Schlauderaff ..... E. Smith  
10/28 vs. MIA ..... Cumberland ..... Ellis ..... Harrison ..... McElroy ..... Powell ..... Scott ..... E. Smith  
11/11 at SEA ..... Ellis ..... Hicks ..... Maybin ..... McElroy ..... McKnight ..... Schlauderaff ..... H. Smith  
11/18 at SL ..... Dowtin ..... Harrison ..... Hicks ..... McElroy ..... Schlauderaff ..... H. Smith

## GAME-BY-GAME STATISTICS

### JETS OFFENSE

Game	First Downs				AT	Offense		A	C	Net Passing				AT	Net Rushing			Pen		Fum		T.O.P.
	T	R	P	PN		YDS	AVG.			I	YDS	TD	SK		YDS	AVG	TD	NO	YDS	NO	LST	
9/9 vs. BUF	21	5	15	1	63	384	6.1	27	19	1	266	3	0	36	118	3.3	1	5	34	2	0	31:18
9/16 at PIT	16	5	6	5	51	219	4.3	27	10	0	129	1	2	22	90	4.1	0	7	63	1	1	23:24
9/23 at MIA	21	3	14	4	79	388	4.9	45	21	2	295	1	2	32	93	2.9	0	9	108	1	0	35:23
9/30 vs. SF	9	1	5	3	50	145	2.9	30	14	1	100	0	3	17	45	2.6	0	4	30	3	3	23:04
10/8 vs. HST	15	5	10	0	58	286	4.9	32	14	2	217	1	3	23	69	3.0	0	5	25	2	0	24:44
10/14 vs. IND	22	14	8	0	64	351	5.5	19	12	0	99	2	1	44	252	5.7	3	8	110	0	0	33:40
10/21 at NE	26	7	16	3	78	403	5.2	41	28	1	297	1	4	33	106	3.2	1	8	60	3	1	35:49
10/28 vs. MIA	22	3	17	2	79	363	4.6	54	28	1	258	1	4	21	105	5.0	0	5	45	1	1	31:13
11/11 at SEA	11	4	5	2	50	185	3.7	25	12	1	101	0	3	22	84	3.8	0	6	35	2	2	23:49
11/18 at SL	17	8	9	0	65	289	4.4	21	16	0	165	1	3	41	124	3.0	2	3	20	2	0	33:03
Total	180	55	105	20	637	3,013	4.7	321	174	9	1,927	11	25	291	1,086	3.7	7	60	530	17	8	28:45

### OPPONENTS OFFENSE

Game	First Downs				AT	Offense		A	C	Net Passing				AT	Net Rushing			Pen		Fum		T.O.P.
	T	R	P	PN		YDS	AVG.			I	YDS	TD	SK		YDS	AVG	TD	NO	YDS	NO	LST	
9/9 BUF	20	6	13	1	58	390	6.7	32	18	3	195	3	0	26	195	7.5	1	6	34	1	1	28:42
9/16 at PIT	21	5	13	3	62	331	5.3	31	24	0	265	2	3	28	66	2.4	1	10	107	0	0	36:36
9/23 at MIA	23	9	9	5	79	381	4.8	36	16	1	196	0	0	43	185	4.3	2	11	65	1	1	33:33
9/30 SF	26	16	7	3	68	381	5.6	22	12	0	134	0	2	44	245	5.6	3	8	67	2	0	36:56
10/8 HST	18	8	10	0	63	378	6.0	28	14	1	209	1	0	35	169	4.8	1	7	50	0	0	35:16
10/14 IND	21	0	15	6	65	298	4.6	44	22	2	257	0	4	17	41	2.4	0	3	27	2	2	26:20
10/21 at NE	26	6	17	3	74	381	5.1	42	26	0	250	2	1	31	131	4.2	0	6	40	1	1	31:43
10/28 vs. MIA	14	3	8	3	59	236	4.0	24	13	0	139	1	2	33	97	2.9	1	4	31	1	1	28:47
11/11 at SEA	20	7	11	2	67	363	5.4	20	13	0	189	3	4	43	174	4.0	1	7	45	3	2	36:11
11/18 at SL	15	5	10	0	65	281	4.3	44	23	1	167	2	1	20	114	5.7	0	5	30	3	2	26:57
Total	204	65	113	26	660	3,420	5.2	323	181	8	2,001	14	17	320	1,419	4.4	10	67	496	14	10	31:15

# ROSTER BREAKDOWN



## HERE'S HOW THE JETS 2012 52-MAN ROSTER COMPARES WITH THE 2011 ROSTER:

	2011	2012
Rookies and first-year players	12	9
Players with three-years-or-less of NFL experience	31	29
Players aged-30-or-older	9	6
Players drafted by the Jets	18	22
Average age of roster	27	26
Average years of NFL experience of roster	4.0	3.9

## OTHER ROSTER NOTABLES:

### No. of first-round draft picks 14

Antonio Cromartie (SD, 2006, 16), Quinton Coples (NYJ, 2012, 16), D'Brickashaw Ferguson (NYJ, 2006, 4), Dustin Keller (NYJ, 2008, 30), LaRon Landry (WAS, 2007, 6), Nick Mangold (NYJ, 2006, 29), Aaron Maybin (BUF, 2009, 11), Calvin Pace (ARZ, 2003, 18), Mark Sanchez (NYJ, 2009, 5), Jason Smith (SL, 2009, 2), Tim Tebow (DEN, 2010, 25), Bryan Thomas (NYJ, 2002, 22), Muhammad Wilkerson (NYJ, 2011, 30), Kyle Wilson (NYJ, 2010, 29)

Longest Tenured Player .....11 ..... Bryan Thomas

Youngest Player .....21 ..... Stephen Hill

Oldest Player .....34 ..... Jeremiah Bell

Most Experience.....11 ..... Bart Scott, Bryan Thomas

Tallest Player..... 6-7 ..... Austin Howard

Shortest Player ..... 5-9 ..... Jeremy Kerley, Ellis Lankster

States represented on roster.....28

States with most players on roster.....8 ..... California

Players from New York on the roster.....1 ..... D'Brickashaw Ferguson

Players from New Jersey on the roster.....3 ..... Shonn Greene, Muhammad Wilkerson, Kyle Wilson

Coaches who played in the NFL.....6 ..... Matt Cavanaugh, Mike Devlin, Karl Dunbar, Anthony Lynn, Mike Smith,  
Dennis Thurman

## SMALL SCHOOL PLAYERS:

### Players from non-football Bowl Subdivision (formerly Division 1-A schools): 7

Jeremiah Bell (Eastern Kentucky), Mike DeVito (Maine), Vladimir Ducasse (Massachusetts\*), Clyde Gates (Abilene Christian), Damon Harrison (William Penn), Austin Howard (Northern Iowa), Tanner Purdum (Baker)

\*Now a Bowl Championship Subdivision School



# 2012 PARTICIPATION



NAME	BUF	PIT	MIA	SF	HST	IND	NE	MIA	SEA	SL	NE	ARZ	JAX	TEN	SD	BUF	GP/GS/DNP/IA
Allen, A	PS	PS	PS	PS	PS	S	X	X	PS	PS							3/1/0/0
Bell, K	NWT	NWT	NWT	NWT	NWT	NWT	NWT	NWT	NWT	X							1/0/0/0
Bell, Y	S	S	S	S	S	S	S	S	S	S							10/10/0/0
Bellore, N	X	X	X	X	X	X	X	X	X	X							10/0/0/0
Berry, A	NWT	NWT	NWT	NWT	X	X	X	X	X	X							6/0/0/0
Bush, J	X	X	X	X	X	X	X	X	X	X							10/0/0/0
Conner, J	X	FB	IA	FB	IA	IA	NWT	NWT	NWT	NWT							3/2/0/3
Coples, Q	X	X	X	X	X	END	END	X	X	X							10/2/0/0
Cromartie, A	CB	CB	CB	CB	CB	CB	CB	CB	CB	CB							10/10/0/0
Cumberland, J	X	TE	TE	TE	TE	TE	X	IA	TE	TE							9/7/0/1
Davis, D	X	X	X	X	X	X	OLB	WILL	WILL	X							10/3/0/0
Dixon, M	X	X	X	NWT	NWT	NWT	NWT	NWT	NWT	NWT							3/0/0/0
DeVito, M	X	T	T	T	T	NT	NT	T	DT	T							10/9/0/0
Downtin, M	PS	PS	PS	PS	PS	PS	X	X	X	IA							3/0/0/1
Ducasse, V	X	X	X	X	X	X	X	X	X	X							10/0/0/0
Ellis, K	NT	X	X	X	NT	IA	IA	IA	IA	X							6/2/0/4
Epps, D	NWT	X	X	X	IR	IR	IR	IR	IR	IR							3/0/0/0
Ferguson, D	LT	LT	LT	LT	LT	LT	LT	LT	LT	LT							10/10/0/0
Fletcher, D	PS	PS	IA	PS	NWT	NWT	PS	PS	PS	PS							0/0/0/1
Folk, N	K	K	K	K	K	K	K	K	K	K							10/0/0/0
Gates, C	IA	X	X	X	X	IA	IA	X	X	WR							7/1/0/3
Grimes, J	NWT	NWT	NWT	IA	X	IA	X	X	NWT	NWT							3/0/0/2
Greene, S	RB	RB	RB	X	RB	RB	RB	RB	RB	RB							10/9/0/0
Harris, D	MIKE	MIKE	MIKE	MIKE	MIKE	MIKE	MIKE	MIKE	MIKE	MIKE							10/10/0/0
Harrison, D	IA	IA	IA	IA	X	X	X	IA	X	IA							4/0/0/6
Hicks, H	NWT	NWT	NWT	NWT	NWT	NWT	NWT	NWT	IA	IA							0/0/0/2
Hill, J	NWT	NWT	NWT	NWT	X	X	X	NWT	DNP	DNP							3/0/2/0
Hill, S	WR	WR	WR	IA	IA	X	WR	WR	WR	X							8/6/0/2
Hilliard, L	NWT	NWT	NWT	NWT	FB	FB	FB	FB	FB	FB							6/6/0/0
Holmes, S	WR	WR	WR	WR	IR	IR	IR	IR	IR	IR							4/4/0/0
Howard, A	RT	RT	RT	RT	RT	RT	RT	RT	RT	RT							10/10/0/0
Keller, D	TE	IA	IA	IA	IA	TE	TE	TE	X	X							6/4/0/4
Kerley, J	X	X	X	X	WR	X	WR	WR	WR	X							10/4/0/0
Landolt, D	IA	IA	IA	PS	PS	PS	PS	PS	PS	NWT	NWT						0/0/0/3
Landry, L	S	S	S	S	S	S	S	S	S	S							10/10/0/0
Lankster, E	X	X	X	X	X	X	X	X	X	X							10/0/0/0
Malone, R	P	P	P	P	P	P	P	P	P	P							10/0/0/0
Mangold, N	C	C	C	C	C	C	C	C	C	C							10/10/0/0
Mauga, J	X	X	X	X	X	IR	IR	IR	IR	IR							5/0/0/0
Maybin, A	X	X	X	X	X	X	X	X	IA	NWT							8/0/0/1
McElroy, G	IA	IA	IA	IA	IA	IA	IA	IA	IA	IA							0/0/0/10
McIntyre, G	X	OLB	OLB	X	X	X	X	X	X	X							10/2/0/0
McKnight, J	X	X	X	X	X	X	X	X	IA	X							9/0/0/1
Moore, B	RG	RG	RG	RG	RG	RG	RG	RG	RG	RG							10/10/0/0
Muir, D	NWT	NWT	NWT	NWT	NWT	X	X	X	NWT	NWT							3/0/0/0
Pace, C	OLB	OLB	OLB	OLB	OLB	OLB	OLB	OLB	OLB	OLB							10/10/0/0
Po'uha, S	IA	NT	NT	NT	IA	IA	IA	NT	NT	NT							6/6/0/4
Powell, B	X	X	X	RB	X	X	IA	IA	X	X							8/1/0/2
Purdum, T	X	X	X	X	X	X	X	X	X	X							10/0/0/0
Reuland, K	X	X	X	X	X	X	X	X	X	X							10/0/0/0
Revis, D	CB	IA	CB	IA	IA	IR	IR	IR	IR	IR							2/2/0/3
Sanchez, M	QB	QB	QB	QB	QB	QB	QB	QB	QB	QB							10/10/0/0
Sapp, R	NWT	PS	PS	PS	PS	PS	PS	PS	X	X							2/0/0/0
Schilens, C	X	X	X	WR	WR	WR	X	X	X	WR							10/4/0/0
Schlauderaff, C	IA	IA	IA	IA	IA	DNP	IA	DNP	IA	IA							0/0/2/8
Scott, B	WILL	WILL	WILL	WILL	WILL	WILL	X	IA	X	WILL							9/7/0/1
Slauson, M	LG	LG	LG	LG	LG	LG	LG	LG	LG	LG							10/10/0/0
Smith, E	IA	X	X	X	X	IA	IA	IA	S	X							6/1/0/4
Smith, H	PS	PS	PS	PS	PS	PS	PS	X	IA	IA							1/0/0/2
Smith, J	X	X	X	X	X	X	X	X	X	X							10/0/0/0
Tebow, T	TE	X	FB	X	X	X	X	X	X	X							10/2/0/0
Thomas, B	OLB	IA	NWT	OLB	OLB	X	X	OLB	OLB	OLB							8/6/0/1
Trufant, I	X	X	X	X	X	X	CB	X	X	IR							9/1/0/0
Turner, P	X	NWT	NWT	X	NWT	NWT	NWT	NWT	NWT	NWT							2/0/0/0
Wilkerson, M	END	END	END	END	END	DT	DT	END	X	END							10/9/0/0
Wilson, K	CB	CB	X	CB	CB	CB	CB	CB	CB	CB							10/9/0/0

Key: **DNP**=Did not play, **IA**=Inactive, **NWT**=Not with team, **PS**=Practice Squad, **X**=Played

# 2012 TRANSACTIONS



## JANUARY 2012

2	WR	Michael Campbell	Signed, Reserve/Future Contract	3	G	Trevor Canfield	Waived
2	TE	Dedrick Epps	Signed, Reserve/Future Contract	4	LB	Marcus Dowtin	Signed, Undrafted Free Agent
2	WR	Dexter Jackson	Signed, Reserve/Future Contract	4	CB	Donnie Fletcher	Signed, Undrafted Free Agent
2	T	Dennis Landolt	Signed, Reserve/Future Contract	4	DT	Damon Harrison	Signed, Undrafted Free Agent
2	CB	Julian Posey	Signed, Reserve/Future Contract	4	QB	G.J. Kinne	Signed, Undrafted Free Agent
2	WR	Eron Riley	Signed, Reserve/Future Contract	4	TE	Brian Linthicum	Signed, Undrafted Free Agent
3	CB	Ellis Lankster	Re-Signed	4	DB	D'Anton Lynn	Signed, Undrafted Free Agent
3	RB	John Griffin	Signed, Reserve/Future Contract	4	CB	Ryan Steed	Signed, Undrafted Free Agent
3	OL	Matt Kroul	Signed, Reserve/Future Contract	4	LB	Donovan Robinson	Signed, Undrafted Free Agent
6	WR	Royce Adams	Signed, Reserve/Future Contract	4	LB	Brett Roy	Signed, Undrafted Free Agent
6	P	Travis Baltz	Signed, Reserve/Future Contract	8	T	John Cullen	Signed, Undrafted Free Agent
9	LB	Eddie Jones	Signed, Reserve/Future Contract	8	C	Kris O'Dowd	Waived
10		Brian Schottenheimer	Inform team he will not return for next season	8	G	Fred Koloto	Signed, Undrafted Free Agent
11		Tony Sparano	Named Offensive Coordinator	8	WR	Royce Pollard	Signed, Undrafted Free Agent
12	LB	Matthias Berning	Signed, Reserve/Future Contract	8	QB	Matt Simms	Signed, Undrafted Free Agent
13		Sanjay Lal	Named Wide Receivers Coach	18	G	Terrence Campbell	Signed, Undrafted Free Agent
17	WR	DaMarcus Ganaway	Signed, Reserve/Future Contract	21	S	Jeremiah Bell	Signed, Free Agent
20	G	Trevor Canfield	Signed, Reserve/Future Contract	22	LB	Eddie Jones	Waived
24		Dave DeGuglielmo	Named Offensive Line Coach	22	S	DeAngelo Smith	Waived
31		Karl Dunbar	Named Defensive Line Coach	23	FB	Fui Vakapuna	Signed, Free Agent
				29	T	Ray Willis	Signed, Free Agent
				29	T	Stephon Heyer	Signed, Unrestricted Free Agent (OAK)
				31	T	John Cullen	Waived
				31	TE	Tarren Lloyd	Signed, Free Agent

## FEBRUARY 2012

2	WR	Patrick Turner	Re-signed
---	----	----------------	-----------

## MARCH 2012

2	LB	Aaron Maybin	Tendered, Restricted Free Agent
12	QB	Mark Sanchez	Signed, Contract Extension
14	WR	Michael Campbell	Waived
14	S	Gerald Alexander	Released
14	K	Nick Folk	Re-signed, Unrestricted Free Agent
14	C	Kris O'Dowd	Signed, Free Agent
14	NT	Sione Pouha	Re-Signed, Unrestricted Free Agent
14	LB	Bryan Thomas	Re-Signed, Unrestricted Free Agent
17	WR	Chaz Schilens	Signed, Unrestricted Free Agent (OAK)
17	QB	Drew Stanton	Signed, Unrestricted Free Agent (DET)
20	S	LaRon Landry	Signed, Unrestricted Free Agent (WAS)
26	QB	Tim Tebow	Acquired in trade (DEN)
26	QB	Drew Stanton	Traded to IND
26	WR	Scotty McKnight	Signed, Free Agent

## APRIL 2012

3	WR	DaMarcus Ganaway	Waived
9	TE	Hayden Smith	Signed, Free Agent
12	C	Taylor Boggs	Waived
16	DE	Jay Richardson	Signed, Free Agent
16	S	DeAngelo Smith	Signed, Free Agent
26	DE	Quinton Coples	Drafted (First Round- No. 16)
27	WR	Stephen Hill	Drafted (Second Round- No. 43)
27	LB	Demario Davis	Drafted (Third Round- No. 77)
28	S	Josh Bush	Drafted (Sixth Round- No. 187)
28	RB	Terrance Ganaway	Drafted (Sixth Round- No. 202)
28	OL	Robert Griffin	Drafted (Sixth Round- No. 203)
28	S	Antonio Allen	Drafted (Seventh Round- No. 242)
28	WR	Jordan White	Drafted (Seventh Round- No. 244)
30	WR	DaMarcus Ganaway	Signed

## MAY 2012

1	WR	Logan Payne	Waived
2	K	Josh Brown	Signed, Free Agent
2	LS	Derek Chard	Signed, Free Agent
2	DL	Ropati Pitoitua	Waived

## JUNE 2012

4		Aaron Glenn	Named Assistant Pro Personnel
18	LB	Donovan Robinson	Waived
19	LB	Matthias Berning	Waived
19	WR	Raymond Webber	Signed, Free Agent
22	DT	Matt Hardison	Signed, Undrafted Free Agent
28	QB	G.J. Kinne	Waived
28	T	Ray Willis	Released

## JULY 2012

3	TE	Brian Linthicum	Waived
12	T	Paul Cornick	Signed, Undrafted Free Agent
23	T	Jeff Otah	Acquired in trade (CAR)
31	T	Jeff Otah	Trade Reverted (CAR)

## AUGUST 2012

1	S	Tracy Wilson	Waived
1	FB	Fui Vakapuna	Waived
1	CB	Devon Torrence	Signed, Free Agent
2	S	Marcus Lott	Signed, Free Agent
2	WR	Chris Forcier	Signed, Free Agent
2	WR	Wes Kemp	Signed, Free Agent
2	LB	Demario Davis	Signed, Free Agent
6	WR	Scotty McKnight	Waived
6	WR	DaMarcus Ganaway	Waived
7	WR	Chris Forcier	Waived
7	WR	Stanley Arukwe	Signed, Free Agent
7	WR	Joseph Collins	Signed, Free Agent
8	RB	John Griffin	Waived
8	RB	Jeremy Stewart	Claimed off waivers, PHI
12	P	Travis Baltz	Waived
14	CB	Devon Torrence	Waived
15	CB	LeQuan Lewis	Signed, Free Agent
20	T	Stephon Heyer	Released
25	LS	Derek Chard	Waived





# 2012 TRANSACTIONS



## AUGUST 2012 cont.

25	DT	Matt Hardison	Waived
25	WR	Dexter Jackson	Waived
25	S	Marcus Lott	Waived
25	CB	LeQuan Lewis	Waived
25	WR	Raymond Webber	Waived
25	G	Terrence Campbell	Waived
27	WR	Stanley Arukwe	Waived
27	TE	Josh Baker	Waived
27	WR	Wes Kemp	Waived
27	LB	Damario Ambrose	Waived
27	K	Josh Brown	Released
28	T	Wayne Hunter	Traded to SL
28	T	Jason Smith	Acquired in trade (SL)
28	P	Spencer Lanning	Signed, Free Agent
29	CB	Ryan Steed	Waived
31	WR	Joseph Collins	Waived
31	OL	Paul Cornick	Waived
31	LB	Marcus Dowtin	Waived
31	DB	Donnie Fletcher	Waived
31	RB	Terrance Ganaway	Waived
31	OT	Robert Griffin	Waived
31	OL	Fred Koloto	Waived
31	OL	Matt Kroul	Waived
31	P	Spencer Lanning	Waived
31	CB	LeQuan Lewis	Waived
31	TE	Tarren Lloyd	Waived
31	DB	D'Anton Lynn	Waived
31	WR	Royce Pollard	Waived
31	DB	Julian Posey	Waived
31	WR	Eron Riley	Waived
31	DL	Jay Richardson	Released
31	LB	Brett Roy	Waived
31	LB	Ricky Sapp	Waived
31	QB	Matt Simms	Waived
31	TE	Hayden Smith	Waived
31	DL	Martin Tevaseu	Waived
31	WR	Jordan White	Waived

## SEPTEMBER 2012

1	S	Antonio Allen	Waived
1	DT	Marcus Dixon	Waived
1	TE	Dedrick Epps	Waived
1	DT	Isaako Aaitui	Claimed off waivers, MIA
1	WR	Clyde Gates	Claimed off waivers, MIA
1	TE	Konrad Reuland	Claimed off waivers, SF
1	OT	Paul Cornick	Signed, Practice Squad
1	LB	Marcus Dowtin	Signed, Practice Squad
1	DB	Donnie Fletcher	Signed, Practice Squad
1	WR	Royce Pollard	Signed, Practice Squad
1	LB	Ricky Sapp	Signed, Practice Squad
1	TE	Hayden Smith	Signed, Practice Squad
1	WR	Jordan White	Signed, Practice Squad
2	S	Antonio Allen	Signed, Practice Squad
4	DT	Marcus Dixon	Signed, Free Agent
4	P	Robert Malone	Signed, Free Agent
4	CB	LeQuan Lewis	Signed, Practice Squad
4	NT	Isaako Aaitui	Waived
4	P	T.J. Conley	Waived
4	LB	Ricky Sapp	Released, Practice Squad
11	WR	Patrick Turner	Waived

11	LB	Ricky Sapp	Signed, Practice Squad
11	DB	LeQuan Lewis	Released, Practice Squad
12	WR	Stanley Arukwe	Signed, Practice Squad
12	WR	Royce Pollard	Released, Practice Squad
14	TE	Dedrick Epps	Signed off CHI Practice Squad
17	WR	Royce Pollard	Signed, Practice Squad
17	WR	Stanley Arukwe	Released, Practice Squad
22	LB	Bryan Thomas	Released
22	CB	Donnie Fletcher	Signed from practice squad
24	DT	Marcus Dixon	Waived
24	WR	Patrick Turner	Signed, Free Agent
24	DB	Donnie Fletcher	Waived
24	T	Dennis Landolt	Waived
24	LB	Bryan Thomas	Signed, Free Agent
25	CB	Donnie Fletcher	Signed, Practice Squad
25	RB	Jonathan Grimes	Signed off HST Practice Squad
27	T	Paul Cornick	Released, Practice Squad
27	T	Dennis Landolt	Signed, Practice Squad
28	WR	Jordan White	Released, Practice Squad
28	CB	Darrin Walls	Signed, Practice Squad

## OCTOBER 2012

1	CB	Aaron Berry	Signed, Free Agent
1	TE	Dedrick Epps	Waived/Injured
2	FB	Lex Hilliard	Signed, Free Agent
2	WR	Patrick Turner	Waived
2	WR	Jordan White	Signed, Practice Squad
2	DB	Donnie Fletcher	Released, Practice Squad
3	WR	Jason Hill	Signed, Free Agent
3	WR	Santoino Holmes	Placed on Injured Reserve
10	LB	Josh Mauga	Placed on Injured Reserve
10	DT	Daniel Muir	Signed, Free Agent
11	CB	Darrelle Revis	Placed on Injured Reserve
11	S	Antonio Allen	Signed from Practice Squad
17	LB	Marcus Dowtin	Signed from Practice Squad
17	CB	Donnie Fletcher	Signed, Practice Squad
17	FB	John Conner	Waived/Injured
27	WR	Jason Hill	Released
27	TE	Hayden Smith	Signed from Practice Squad
30	DT	Daniel Muir	Released
30	RB	Jonathan Grimes	Waived
30	OL	Dennis Landolt	Released, Practice Squad

## NOVEMBER 2012

5	RB	John Griffin	Signed, Practice Squad
5	LB	D.J. Bryant	Signed, Practice Squad
6	WR	Jason Hill	Signed, Free Agent
6	S	Antonio Allen	Waived
7	G	Hayworth Hicks	Signed from IND Practice Squad
8	LB	Ricky Sapp	Signed from Practice Squad
8	S	Antonio Allen	Signed, Practice Squad
13	CB	Isaiah Trufant	Placed on Injured Reserve
13	LB	Aaron Maybin	Waived
14	RB	Khalil Bell	Signed, Free Agent

# CAREER PLAYER TRANSACTIONS



## **Khalil Bell**

11/13/12, NYJ, Signed, FA  
10/15/ 12, CHI, Waived  
09/17/12, CHI, Signed, FA  
08/24/12, CHI, Waived  
04/26/12, CHI, Resigned, RFA  
11/20/09, CHI, Signed, Active Roster  
09/16/09, CHI, Signed, Practice Squad  
08/17/09, MIN, Waived  
05/01/09, MIN, Signed, Undrafted FA

## **Jeremiah Bell**

05/21/12, NYJ, Signed, FA  
03/20/12, MIA, Released  
02/27/09, MIA, Re-Signed, UFA  
03/04/08, MIA, Re-Signed, UFA  
09/11/07, MIA, IR  
04/23/07, MIA, Re-Signed, RFA  
12/13/04, MIA, IR  
12/30/03, MIA, Signed, Reserve/Future  
10/07/03, MIA, Practice Squad IR  
09/02/03, MIA, Signed, Practice Squad  
08/31/03, MIA, Waived  
04/27/03, MIA, D6c (213)

## **Aaron Berry**

10/01/12, NYJ, Signed, FA  
07/23/12, DET, Waived  
04/30/10, DET, Signed, Undrafted FA

## **Nick Bellore**

07/27/11, NYJ, Signed, Undrafted FA

## **Josh Bush**

04/28/12, NYJ, D6a (187)

## **Quinton Coples**

04/26/12, NYJ, D1 (16)

## **Antonio Cromartie**

08/01/11, NYJ, Re-Signed, UFA  
03/05/10, NYJ, Trade, SD, 2011 D2 (61 – Jonas Mouton)  
04/29/06, SD, D1 (19)

## **Jeff Cumberland**

09/26/11, NYJ, IR  
04/30/10, NYJ, Signed, Undrafted FA

## **Demario Davis**

04/27/12, NYJ, D3 (77)

## **Mike Devito**

09/02/09, NYJ, Signed, Contract Extension  
05/14/07, NYJ, Signed, Undrafted FA

## **Marcus Downtin**

10/17/12, NYJ, Signed from Practice Squad  
09/01/12, NYJ, Signed, Practice Squad  
08/31/12, NYJ, Waived  
05/04/12, NYJ, Signed, Undrafted FA

## **Vladimir Ducasse**

04/23/10, NYJ, D2 (61)

## **Kenrick Ellis**

04/29/11, NYJ, D3 (94)

## **D'Brickashaw Ferguson**

07/08/10, NYJ, Signed, Contract Extension  
04/29/06, NYJ, D1a (4)

## **Nick Folk**

03/14/12, NYJ, Re-Signed, UFA  
07/30/11, NYJ, Re-Signed, UFA  
02/23/10, NYJ, Signed, FA  
12/22/09, DAL, Waived  
04/29/07, DAL, D6a (178)

## **Clyde Gates**

09/01/12, NYJ, Claimed Off Waivers  
04/30/11, MIA, D4 (111)

## **Shonn Greene**

04/26/09, NYJ, D3\* (65)  
\*Jets acquired 2009 D3 (69) from DET for 2009 D3 (76 – DeAndre Levy), 2009 D4 (115 – Sammie Lee Hill) and 2009 D7 (228 – Lydon Murtha).

## **David Harris**

08/03/11, NYJ, Signed, Contract Extension  
02/28/11, NYJ, Signed, Franchise Tender  
02/15/11, NYJ, Designated Franchise Player  
04/28/07, NYJ, D2\* (47)  
\*Jets acquired 2007 D2 (47) and 2007 D7 (235 – Chansi Stuckey) from GB for 2007 D2 (63 – Brandon Jackson) and 2007 D3 (89 – Aaron Rouse)

## **Damon Harrison**

05/04/12, NYJ, Signed, Undrafted FA

## **Hayworth Hicks**

11/07/2012, NYJ, Signed from IND Practice Squad  
09/01/2012, IND, Practice Squad  
08/31/2012, IND, Waived  
04/30/2012, IND, Signed, Undrafted FA

## **Jason Hill**

11/06/12, NYJ, Signed FA  
10/27/12, NYJ, Released  
10/03/12, NYJ, Signed, FA  
08/31/12, DEN, Released  
02/15/12, DEN, Signed  
11/30/11, JAX, Released  
03/03/11, JAX, Signed, Contract Extension  
11/17/10, JAX Claimed off Waivers (SF)  
11/16/10, SF, Waived  
09/14/10, SF, Signed, FA  
09/03/10, SF, Waived  
04/28/07, SF, D3 (76)

## **Stephen Hill**

04/27/12, NYJ, D2\* (43)  
\*Jets acquired 2012 D2 (43) from SEA for 2012 D2 (45 - Bobby Wagner), D5 (154 - Korey Toomer) and D7 (232 - Greg Scruggs)

## **Lex Hilliard**

10/02/12, NYJ, Signed, FA  
09/19/12, NE, Waived  
09/04/12, NE, Signed, FA  
08/31/12, MIN, Waived  
03/21/12, MIN, Signed, UFA (MIA)  
08/04/11, MIA, Signed, FA,

## **Austin Howard**

11/24/11, NYJ, Signed from BLT Practice Squad  
09/06/11, BLT, Signed, Practice Squad  
09/03/11, PHI, Waived  
04/30/10, PHI, Signed, Undrafted FA

## **Dustin Keller**

04/27/08, NYJ, D1b\* (30)  
\*Jets acquired D1 (30) from GB for D2 (36 – Jordy Nelson) and D4 (113 – Dwight Lowery)

## **Jeremy Kerley**

04/28/11, NYJ, D5\* (161)  
\*Jets acquired 2011 D5 (153) and 2011 D7 (208 – Greg McElroy) from PHI for 2011 D5 (161 – Julian Vandervelde) and 2011 D6 (194 – Markell Carter)

## **LaRon Landry**

03/20/12, NYJ, Signed, UFA (WAS)  
12/16/11, WAS, IR  
12/14/10, WAS, IR  
04/28/07, WAS, D1 (6)

## **Ellis Lankster**

01/03/12, NYJ, Re-Signed  
10/11/11, NYJ, Signed, FA  
09/03/11, NYJ, Waived  
01/05/11, NYJ, Signed, Reserve/Future  
09/04/10, BUF, Waived  
04/26/09, BUF, D7 (220)

## **Robert Malone**

09/05/12, NYJ, Signed, FA  
08/31/12, SD, Waived  
05/29/12, SD, Signed, FA  
11/15/11, DET, Waived  
11/11/11, DET, Signed, FA  
08/29/11, TB, Waived  
10/13/11, TB, Signed, FA  
07/07/10, JAX, Waived  
05/03/10, JAX, Signed, UFA



# CAREER PLAYER TRANSACTIONS

## Nick Mangold

08/25/10, NYJ, Signed, Contract Extension  
04/29/06, NYJ, D1b\* (29)

\*In a three-team trade, Jets acquire 2006 D1 (29) from DEN, DEN acquired D1 (15 – Tye Hill) from ATL and ATL acquired DE John Abraham from NYJ and 2006 D3 (93 – Dominique Byrd) and 2007 D4 (121 – Marcus Thomas)

## Greg McElroy

09/04/11, NYJ, IR  
04/30/11, NYJ, D7a\* (208)

\*Jets acquired 2011 D5 (153 – Jeremy Kerley) and 2011 D7 (208) from PHI for 2011 D5 (161 – Julian Vandervelde) and 2011 D6 (194 – Markell Carter)

## Garrett McIntyre

02/09/11, NYJ, Signed, FA  
09/30/06, FA, Reserve/Suspended  
08/29/06, TEN, Waived  
08/22/06, TEN, Claimed off Waivers (ARZ)  
08/21/06, ARZ, Waived  
08/16/06, ARZ, Signed, FA  
06/02/06, SEA, Waived  
05/05/06, SEA, Signed, Undrafted FA

## Joe McKnight

04/24/10, NYJ, D4\* (112)  
\*Jets acquired 2010 D4 (112) from CAR for 2010 D4 (124 – Eric Norwood) and 2010 D6 (198 – David Gettis)

## Brandon Moore

03/02/09, NYJ, Signed, FA  
02/26/09, NYJ, Released  
11/02/04, NYJ, Signed, Contract Extension  
10/22/03, NYJ, Signed from NYJ Practice Squad  
09/30/03, NYJ, Signed, Practice Squad  
09/05/03, NYJ, Terminated from Practice Squad  
09/02/03, NYJ, Signed, Practice Squad  
08/31/03, NYJ, Waived  
01/30/03, NYJ, Allocated to NFL Europe  
01/14/03, NYJ, Signed, Reserve/Future  
12/24/02, NYJ, Signed, Practice Squad  
08/26/02, NYJ, Waived  
04/29/02, NYJ, Signed, Undrafted FA

## Calvin Pace

09/05/09, NYJ, Reserve/Suspended  
03/04/08, NYJ, Signed, UFA (ARZ)  
10/18/05, ARZ, Reserve/Non-Football Injury  
04/26/03, ARZ, D1b (18)

## Sione Po'uha

03/14/12, NYJ, Re-Signed, UFA  
02/29/08, NYJ, Signed, Contract Extension  
08/11/06, NYJ, IR  
04/23/05, NYJ, D3 (88)

## Bilal Powell

04/30/11, NYJ, D4 (126)

## Tanner Purdum

02/02/10, NYJ, Signed, Reserve/Future  
08/13/09, KC, Waived  
04/07/09, KC, Signed, Undrafted FA

## Konrad Reuland

09/03/12, NYJ, Claimed off waivers (SF)  
09/02/12, SF, Waived  
01/24/12, SF, Signed, Reserve/Future  
09/04/11, SF, Signed, Practice Squad  
09/03/11, SF, Waived  
07/27/11, SF, Signed Undrafted FA

## Mark Sanchez

03/12/12, NYJ, Signed, Contract Extension  
04/25/09, NYJ, D1\* (5)  
\*Jets acquired 2009 D1 (5) from CLV for DE Kenyon Coleman, S Abram Elam, QB Brett Ratliff, 2009 D1 (17 – Josh Freeman) and 2009 D2 (52 – David Veikune)

## Ricky Sapp

11/08/12, NYJ, Signed from Practice Squad  
09/11/12, NYJ, Signed, Practice Squad  
09/04/12, NYJ, Released, Practice Squad  
09/01/12, NYJ, Signed, Practice Squad  
08/31/12, NYJ, Waived

12/29/11, NYJ, Signed from NYJ Practice Squad  
11/28/11, NYJ, Signed, Practice Squad  
11/21/11, NYJ, Terminated from Practice Squad  
10/31/11, NYJ, Signed, Practice Squad  
08/05/11, PHI, Waived  
08/31/10, PHI, Injured Reserve  
06/08/10, PHI, D5 (134)

## Chaz Schilens

03/17/12, NYJ, Signed, UFA (OAK)  
04/27/08, OAK, D7 (226)

## Caleb Schlauderaff

09/03/11, NYJ, Trade, GB, 2012 D7 (224)  
04/30/11, D6 (179)

## Bart Scott

02/28/09, NYJ, Signed, UFA (BLT)  
03/14/06, BLT, Re-Signed, UFA  
04/18/05, BLT, Re-Signed, RFA  
04/26/02, BLT, Signed, Undrafted FA

## Matt Slauson

04/26/09, NYJ, D6 (193)

## Eric Smith

07/30/11, NYJ, Re-Signed, UFA  
03/18/10, NYJ, Re-Signed, RFA  
10/06/08, NYJ, Reserve/Suspended  
04/29/06, NYJ, D3b\* (97)  
\* Jets acquired D3 (97) as a compensatory selection

## Jason Smith

08/27/12, NYJ, trade, SL, T Wayne Hunter  
04/25/09, SL, D1 (2)

## Hayden Smith

10/27/12, NYJ, Signed from Practice Squad  
09/01/12, NYJ, Signed, Practice Squad  
08/31/12, NYJ, Waived  
04/09/12, NYJ, Signed, FA

## Tim Tebow

03/26/12, NYJ, Trade, DEN, with 2012 D7 (232) for 2012 D4 (108) and D6 (188)  
04/22/10, DEN, D1b (25)

## Bryan Thomas

09/25/12, NYJ Signed, FA  
09/22/12, NYJ, Waived  
03/14/12, NYJ, Signed, UFA  
10/04/11, NYJ, Placed on IR  
12/02/06, NYJ, Signed, Contract Extension  
04/20/02, NYJ, D1 (22)

## Muhammad Wilkerson

04/28/11, NYJ, D1 (30)

## Kyle Wilson

04/22/10, NYJ, D1 (29)

# DEPTH CHART



## OFFENSE

WR	<u>84 Stephen Hill</u>	85 Chaz Schilens	
LT	60 D'Brickashaw Ferguson		
LG	68 Matt Slauson	62 Vladimir Ducasse	<u>75 Hayworth Hicks</u>
C	74 Nick Mangold	72 Caleb Schlauderaff	
RG	65 Brandon Moore	62 Vladimir Ducasse	
RT	77 Austin Howard	63 Jason Smith	
TE	81 Dustin Keller	86 Jeff Cumberland	87 Konrad Reuland
			<u>82 Hayden Smith</u>
WR	11 Jeremy Kerley	19 Clyde Gates	89 Jason Hill
QB	6 Mark Sanchez	15 Tim Tebow	14 Greg McElroy
FB	36 Lex Hilliard		
RB	23 Shonn Greene	29 Bilal Powell	25 Joe McKnight
			21 Kahlil Bell

## DEFENSE

END	96 Muhammad Wilkerson	<u>98 Quinton Coples</u>	
NT	91 Sione Po'uha	93 Kenrick Ellis	<u>71 Damon Harrison</u>
T	70 Mike DeVito		
OLB	58 Bryan Thomas	50 Garrett McIntyre	
WILL	57 Bart Scott	<u>56 Demario Davis</u>	
MIKE	52 David Harris	54 Nick Bellore	<u>92 Marcus Downtin</u>
OLB	97 Calvin Pace	55 Ricky Sapp	
CB	20 Kyle Wilson	22 Aaron Berry	
CB	31 Antonio Cromartie	26 Ellis Lankster	
S	30 LaRon Landry/33 Eric Smith	<u>32 Josh Bush</u>	
S	37 Jeremiah Bell/33 Eric Smith		

## SPECIAL TEAMS

K	2 Nick Folk		
P	3 Robert Malone		
H	3 Robert Malone		
PR	11 Jeremy Kerley	20 Kyle Wilson	31 Antonio Cromartie
KR	25 Joe McKnight	19 Clyde Gates	31 Antonio Cromartie
LS	46 Tanner Purdum		

Rookies are Underlined

\* = Injured

## PRONUNCIATION GUIDE

YEREMIAH Bell..... YER-a-MY-ahh  
 Nick BELLORE..... ba-LORE  
 Quinton COPLES..... COPE-els  
 DEMARIO Davis..... duh-MAR-e-YO  
 Dave DeGUGLIELMO..... DAY-goo-YELL-mo  
 Vladimir DUCASSE..... DOO-Koss  
 KENRICK Ellis..... KEN-Rick  
 D'BRICKASHAW Ferguson..... duh-Brick-a-Shaw  
 JUSTUS GALAC..... Just-us Gal-ick  
 SHONN Greene..... SHOHN  
 Ben KOTWICA..... kot-WEE-kah

LARON Landry..... LA-ron  
 Mike PETTINE..... PET-in  
 SIONE PO'UHA..... see-OH-nay boe-OOH-ha  
 BILAL Powell..... ba-LAL  
 Konrad REULAND..... RUE-land  
 Caleb SCHLAUDERAFF..... schlah-der-off  
 Matt SLAUSON..... SLAW-son





# BUILDING THE JETS



## NFL Draft (23)

Year	Player	Round
2002	Bryan Thomas	(1)
2005	Sione Po'uha	(3)
2006	D'Brickashaw Ferguson	(1a)
	Nick Mangold	(1b)
	Eric Smith	(3b)
2007	Darrelle Revis (IR)	(1)
	David Harris	(2)
2008	Dustin Keller	(1b)
2009	Mark Sanchez	(1)
	Shonn Greene	(3)
	Matt Slauson	(6)
2010	Kyle Wilson	(1)
	Vladimir Ducasse	(2)
	Joe McKnight	(4)
2011	Muhammad Wilkerson	(1)
	Kenrick Ellis	(3)
	Bilal Powell	(4)
	Jeremy Kerley	(5)
	Greg McElroy	(7a)
2012	Quinton Coples	(1)
	Stephen Hill	(2)
	Demario Davis	(3)
	Josh Bush	(6a)

## Trades/Waivers (7)

Year	Player	Previous Team
2010	Antonio Cromartie	(T-SD)
	Santonio Holmes (IR)	(T-PIT)
2011	Caleb Schlauderaff	(T-GB)
2012	Clyde Gates	(W-MIA)
	Konrad Reuland	(W-SF)
	Jason Smith	(T-SL)
	Tim Tebow	(T-DEN)

## Unrestricted Free Agents (4)

2008	Calvin Pace	(UFA-ARZ)
2009	Bart Scott	(UFA-BLT)
2012	LaRon Landry	(UFA-WAS)
	Chaz Schilens	(UFA-OAK)

## Free Agents (17)

Year	Player
2010	Nick Folk
	Ellis Lankster
	Tanner Purdum
	Isaiah Trufant (IR)
2011	Royce Adams (IR)
	Dedrick Epps (IR)
	Austin Howard
	Garrett McIntyre
	Ricky Sapp
2012	Kahlil Bell
	Jeremiah Bell
	Aaron Berry
	Hayworth Hicks
	Jason Hill
	Lex Hilliard
	Robert Malone
	Hayden Smith

## Undrafted Free Agents (8)

Year	Player
2002	Brandon Moore
2007	Mike DeVito
2009	Josh Mauga (IR)
2010	Jeff Cumberland
2011	Josh Baker (IR)
	Nick Bellore
2012	Damon Harrison
	Marcus Downtin

UFA=Unrestricted Free Agent

RFA=Restricted Free Agent

FA=Free Agent

T=Trade

W=Waivers

IR=Injured Reserve

# ROSTER BY POSITION



NO.	NAME	POS	HT	WT	AGE	EXP	NOTE
<b>OFFENSE (26)</b>							
<b>QUARTERBACKS (3)</b>							
14	McElroy, Greg	QB	6-2	225	24	2	Threw for 139 yards and a TD on 16-of-23 passing this preseason
6	Sanchez, Mark	QB	6-2	225	26	4	Completed 15-of-20 passes for 178 yards, one TD and a 118.3 passer rating at SL (11/18)
15	Tebow, Tim	QB	6-3	236	25	3	Has converted on three fake punts for a first down, two runs and a pass
<b>RUNNING BACKS (5)</b>							
21	Bell, Kahlil	RB	5-11	219	25	4	Signed on 11/14 to add depth at running back
23	Greene, Shonn	RB	5-11	226	27	4	Rushed for a career-high 161 yards and 3 TDs vs. IND (10/14)
36	Hilliard, Lex	FB	5-11	235	28	4	Started at FB and recorded 3 special teams tackles in Jets debut (10/08 vs. HST)
25	McKnight, Joe	RB	5-11	205	24	3	Returned a kickoff 100 yards for a TD vs. HST (10/08)
29	Powell, Bilal	RB	5-10	204	24	2	Scored his first two career TDs, 5 and 11-yard runs at SL (11/18)
<b>WIDE RECEIVERS (5)</b>							
19	Gates, Clyde	WR	5-11	197	26	2	Made first career start at SL (11/18)
89	Hill, Jason	WR	6-0	202	27	6	Made Jets debut vs. HST (10/08)
84	Hill, Stephen	WR	6-4	215	21	R	Set team records for receiving yards (89) and TD receptions (2) in his NFL debut (09/09 vs. BUF)
11	Kerley, Jeremy	WR	5-9	188	24	2	Posted a career-high 120 receiving yards and 7 receptions at NE (10/21)
85	Schilens, Chaz	WR	6-4	225	27	5	Led the team with 4 receptions for 48 yards and a TD at SL (11/18)
<b>TIGHT ENDS (4)</b>							
86	Cumberland, Jeff	TE	6-4	260	25	3	Caught first career TD pass vs. HST (10/08)
81	Keller, Dustin	TE	6-2	250	28	5	Grabbed 7 receptions for 93 yards and a TD at NE (10/21)
87	Reuland, Konrad	TE	6-4	260	25	1	Had first 2 receptions of his career at PIT (09/16)
82	Smith, Hayden	TE	6-6	255	27	R	Became the second Australian-born position player to play in an NFL game (10/28 vs. MIA)
<b>OFFENSIVE LINE (9)</b>							
62	Ducas, Vladimir	OL	6-5	325	25	3	Back-up OL can play guard and tackle, bringing versatility to the offensive line
60	Ferguson, D'Brickshaw	T	6-6	310	28	7	Three-time Pro Bowler, started every game since he was drafted in 2006
77	Howard, Austin	T	6-7	333	25	3	Won the starting right tackle job with a strong preseason
74	Mangold, Nick	C	6-4	307	28	7	The four-time Pro-Bowler has only missed two games in his career
75	Hicks, Hayworth	G	6-3	336	24	R	Signed from IND practice squad (11/07)
65	Moore, Brandon	G	6-3	305	32	10	Pro Bowler has started 131-consecutive games, the longest streak by any guard in the NFL
72	Schlauder, Caleb	G	6-4	302	25	2	Saw action in six contests last season
68	Slauson, Matt	G	6-5	315	26	4	Appeared in 100 percent of the offensive plays in 2011
63	Smith, Jason	T	6-5	308	26	4	2009 second-overall pick serves as a blocking tight end and back-up tackle
<b>DEFENSE (23)</b>							
<b>DEFENSIVE LINE (6)</b>							
98	Coples, Quinton	DE	6-6	290	22	R	Recorded the first 2 sacks of his career vs. IND (10/14)
70	DeVito, Mike	DE	6-3	305	28	6	Had a strip-sack that led to a TD at SEA (11/11)
93	Ellis, Kenrick	DT	6-4	346	24	2	Tallied 9 tackles, including one for a loss and a forced fumble this preseason
71	Harrison, Damon	DL	6-4	350	23	R	Made NFL debut vs. HST (10/08)
91	Po'uha, Sione	DT	6-3	325	33	8	Had his first sack of the season at PIT (09/16)
96	Wilkerson, Muhammad	DL	6-4	315	23	2	Returned a fumble 21 yards for his first career TD at SEA (11/11)
<b>LINEBACKERS (9)</b>							
54	Bell, Nick	LB	6-1	250	23	2	Led squad with 4 tackles on special teams at MIA (09/23)
49	Davis, Demario	LB	6-2	239	23	R	Made 7 tackles in first career start at NE (10/21)
92	Dowtin, Marcus	LB	6-2	226	23	R	Third 2012 undrafted FA on the Jets roster after signing off the practice squad (10/17)
52	Harris, David	LB	6-2	250	28	6	Racked up 12 tackles and a sack at NE (10/21)
50	McIntyre, Garrett	LB	6-3	255	27	2	Notched the first 2 sacks of his career and 4 tackles for a loss at PIT (09/16)
97	Pace, Calvin	LB	6-4	265	32	10	Logged 5 tackles, including 1 for a loss and 3 QB hits at PIT (09/16)
55	Sapp, Ricky	LB	6-4	252	26	2	Made NFL debut at SEA (11/11)
57	Scott, Bart	LB	6-2	242	32	11	Returned a fumble 38 yards at SL (11/18)
58	Thomas, Bryan	LB	6-4	265	33	11	Leads team with 2.5 sacks
<b>DEFENSIVE BACKS (8)</b>							
37	Bell, Jeremiah	S	6-0	205	34	9	Posted 10 tackles at PIT (09/16)
22	Berry, Aaron	CB	5-11	180	24	3	Made Jets debut vs. HST (10/08)
32	Bush, Josh	S	5-11	205	23	R	Led team with 4 special teams tackles at NE (10/21)
31	Cromartie, Antonio	CB	6-2	210	28	7	Grabbed his third INT this season vs. IND (10/14)
30	Landry, LaRon	S	6-0	220	28	6	Tallied 8 tackles and forced 2 fumbles at SL (11/19)
26	Lankster, Ellis	CB	5-9	190	26	3	Registered first career sack and forced a fumble at SEA (11/11)
33	Smith, Eric	S	6-1	207	29	7	Collected his first INT of the season at SL (11/18)
20	Wilson, Kyle	CB	5-10	190	25	3	Made 7 tackles at PIT (09/16)
<b>SPECIALISTS (3)</b>							
2	Folk, Nick	K	6-1	222	28	6	Connected on all 4 field goal attempts, including a season-best 54-yarder at NE (10/21)
3	Malone, Robert	P	6-2	215	24	2	Recorded a 56.7-yard punt average at NE (10/21)
46	Purdum, Tanner	LS	6-3	270	26	3	Has played 41-consecutive games at long snapper for the Jets



# ROSTER BY EXPERIENCE



NO.	NAME	POS	HT	WT	AGE	EXP	COLLEGE	HOMETOWN	HOW ACQ.
11th Year (2)									
57	Scott, Bart	LB	6-2	242	32	11	Southern Illinois	Detroit, MI	UFA-09 (BLT)
58	Thomas, Bryan	LB	6-4	265	33	11	Alabama-Birmingham	Birmingham, AL	D1-02
10th Year (2)									
65	Moore, Brandon	G	6-3	305	32	10	Illinois	Gary, IN	FA-02
97	Pace, Calvin	LB	6-4	265	32	10	Wake Forest	Douglasville, GA	UFA-08 (ARZ)
9th Year (1)									
37	Bell, Jeremiah	S	6-0	205	34	9	Eastern Kentucky	Winchester, KY	FA-12
8th Year (1)									
91	Po'uha, Sione	DT	6-3	325	33	8	Utah	Salt Lake City, UT	D3-05
7th Year (4)									
31	Cromartie, Antonio	CB	6-2	210	28	7	Florida State	Tallahassee, FL	T-10 (SD)
60	Ferguson, D'Brickshaw	T	6-6	310	28	7	Virginia	Freeport, NY	D1a-06
74	Mangold, Nick	C	6-4	307	28	7	Ohio State	Centerville, OH	D1b-06
33	Smith, Eric	S	6-1	207	29	7	Michigan State	Groveport, OH	D3b-06
6th Year (5)									
70	DeVito, Mike	DE	6-3	305	28	6	Maine	Wellfleet, MA	FA-07
2	Folk, Nick	K	6-1	222	28	6	Arizona	Hollywood, CA	FA-10
52	Harris, David	LB	6-2	250	28	6	Michigan	Grand Rapids, MI	D2-07
89	Hill, Jason	WR	6-0	202	27	6	Washington State	San Francisco, CA	FA-12
30	Landry, LaRon	S	6-0	220	28	6	Louisiana State	Metarie, LA	UFA-12 (WAS)
5th Year (2)									
81	Keller, Dustin	TE	6-2	250	28	5	Purdue	Lafayette, IN	D1b-08
85	Schilens, Chaz	WR	6-4	225	27	5	San Diego State	Mesa, AZ	UFA-12 (OAK)
4th Year (6)									
21	Bell, Kahlil	RB	5-11	219	25	4	UCLA	Santa Rosa, CA	FA-12
23	Greene, Shonn	RB	5-11	226	27	4	Iowa	Sicklerville, NJ	D3-09
36	Hilliard, Lex	FB	5-11	235	28	4	Montana	Kalispell, MT	FA-12
6	Sanchez, Mark	QB	6-2	225	26	4	Southern California	Mission Viejo, CA	D1-09
68	Slauson, Matt	G	6-5	315	26	4	Nebraska	Colorado Springs, CO	D6-09
63	Smith, Jason	T	6-5	308	26	4	Baylor	Dallas, TX	T-12 (SL)
3rd Year (9)									
22	Berry, Aaron	CB	5-11	180	24	3	Pittsburgh	Harrisburg, PA	FA-12
86	Cumberland, Jeff	TE	6-4	260	25	3	Illinois	Columbus, OH	FA-10
62	Ducasse, Vladimir	OL	6-5	325	25	3	Massachusetts	Stamford, CT	D2-10
77	Howard, Austin	T	6-7	333	25	3	Northern Iowa	Davenport, IA	FA-11
26	Lankster, Ellis	CB	5-9	190	26	3	West Virginia	Whistler, AL	FA-10
25	McKnight, Joe	RB	5-11	205	24	3	Southern California	River Ridge, LA	D4-10
46	Purdum, Tanner	LS	6-3	270	26	3	Baker	Enid, OK	FA-10
15	Tebow, Tim	QB	6-3	236	25	3	Florida	Jacksonville, FL	T-12 (DEN)
20	Wilson, Kyle	CB	5-10	190	25	3	Boise State	Piscataway, NJ	D1-10
2nd Year (11)									
54	Bellore, Nick	LB	6-1	250	23	2	Central Michigan	Whitefish Bay, WI	FA-11
93	Ellis, Kenrick	DT	6-4	346	24	2	Hampton	Greenacres, FL	D3-11
19	Gates, Clyde	WR	5-11	197	26	2	Abilene Christian	Vernon, TX	W-12 (MIA)
11	Kerley, Jeremy	WR	5-9	188	24	2	TCU	Hutto, TX	D5-11
3	Malone, Robert	P	6-2	215	24	2	Fresno State	Orange, CA	FA-12
14	McElroy, Greg	QB	6-2	225	24	2	Alabama	Southlake, TX	D7a-11
50	McIntyre, Garrett	LB	6-3	255	27	2	Fresno State	South Lake Tahoe, CA	FA-11
29	Powell, Bilal	RB	5-10	204	24	2	Louisville	Lakeland, FL	D4-11
55	Sapp, Ricky	LB	6-4	252	26	2	Clemson	Bamberg, SC	FA-11
72	Schlauderaff, Caleb	G	6-4	302	25	2	Utah	Shelton, WA	T-11 (GB)
96	Wilkerson, Muhammad	DL	6-4	315	23	2	Temple	Linden, NJ	D1-11
Rookie/First Year (9)									
32	Bush, Josh	S	5-11	205	23	R	Wake Forest	Lexington, NC	D6a-12
98	Coples, Quinton	DE	6-6	290	22	R	North Carolina	Kinston, NC	D1-12
56	Davis, Demario	LB	6-2	239	23	R	Arkansas State	Brandon, MS	D3-12
92	Dowtin, Marcus	LB	6-2	226	23	R	North Alabama	Upper Marlboro, MD	FA-12
71	Harrison, Damon	DL	6-4	350	23	R	William Penn	Lake Charles, LA	FA-12
75	Hicks, Hayworth	G	6-3	336	24	R	Iowa State	Palmdale, CA	FA-12
84	Hill, Stephen	WR	6-4	215	21	R	Georgia Tech	Lithonia, GA	D2-12
87	Reuland, Konrad	TE	6-4	260	25	1	Stanford	Mission Viejo, CA	W-12 (SF)
82	Smith, Hayden	TE	6-6	255	27	R	Metropolitan State - Denver		Penrith, Australia

FA-12

# 2012 SEASON STATISTICS



## Won 4, Lost 6

9/9/2012	W	48- 28	Buffalo Bills
9/16/2012	L	10- 27	at Pittsburgh Steelers
9/23/2012	W	23- 20	at Miami Dolphins
9/30/2012	L	0- 34	San Francisco 49ers
10/08/2012	L	17-23	Houston Texans
10/14/2012	W	35-9	Indianapolis Colts
10/21/2012	L	26- 29	at New England Patriots
10/28/2012	L	9- 30	Miami Dolphins
11/11/2012	L	7- 28	at Seattle Seahawks
11/18/2012	W	27- 13	at St. Louis Rams

	New York Jets	Opponent
<b>Total First Downs</b>	<b>180</b>	<b>204</b>
Rushing	55	65
Passing	105	113
Penalty	20	26
3rd Down: Made/Att	54/140	60/140
3rd Down Pct.	38.6%	42.9%
4th Down: Made/Att	6/9	6/8
4th Down Pct.	66.7%	75.0%
<b>Possession Avg.</b>	<b>28:45</b>	<b>31:15</b>
<b>Total Net Yards</b>	<b>3013</b>	<b>3420</b>
Avg. Per Game	301.3	342.0
Total Plays	637	660
Avg. Per Play	4.7	5.2
<b>Net Yards Rushing</b>	<b>1086</b>	<b>1419</b>
Avg. Per Game	108.6	141.9
Total Rushes	291	320
<b>Net Yards Passing</b>	<b>1927</b>	<b>2001</b>
Avg. Per Game	192.7	200.1
Sacked/Yards Lost	25/150	17/86
Gross Yards	2077	2087
Attempts/Completions	321/174	323/181
Completion Pct.	54.2%	56.0%
Had Intercepted	9	8
<b>Punts/Average</b>	<b>53/44.7</b>	<b>47/46.2</b>
<b>Net Punting Avg.</b>	<b>37.6</b>	<b>40.3</b>
<b>Penalties/Yards</b>	<b>60/530</b>	<b>67/496</b>
<b>Fumbles/Ball Lost</b>	<b>17/8</b>	<b>14/10</b>
<b>Touchdowns</b>	<b>23</b>	<b>27</b>
Rushing	7	10
Passing	11	14
Returns	5	3

Score By Periods	Q1	Q2	Q3	Q4	OT	Pts
Team	38	60	41	60	3	202
Opponents	58	62	48	70	3	241

Scoring	TD	Ru	Pa	Rt	PAT	FG	2Pt	Pts
N.Folk	0	0	0	0	22/22	14/17	0	64
S.Green	5	5	0	0	0/0	0/0	0	30
J.Kerley	3	0	2	1	0/0	0/0	0	18
S.Hill	3	0	3	0	0/0	0/0	0	18
C.Schilens	2	0	2	0	0/0	0/0	0	12
B.Powell	2	2	0	0	0/0	0/0	0	12
D.Keller	1	0	1	0	0/0	0/0	0	6
J.Cumberland	1	0	1	0	0/0	0/0	0	6
J.McKnight	1	0	0	1	0/0	0/0	0	6
M.Wilkerson	1	0	0	1	0/0	0/0	0	6
A.Cromartie	1	0	0	1	0/0	0/0	0	6
S.Holmes	1	0	1	0	0/0	0/0	0	6
L.Landry	1	0	0	1	0/0	0/0	0	6
J.Hill	1	0	1	0	0/0	0/0	0	6
<b>Team</b>	<b>23</b>	<b>7</b>	<b>11</b>	<b>5</b>	<b>22/22</b>	<b>14/17</b>	<b>0</b>	<b>202</b>
<b>Opponents</b>	<b>27</b>	<b>10</b>	<b>14</b>	<b>3</b>	<b>26/26</b>	<b>17/21</b>	<b>0</b>	<b>241</b>

2-Pt. Conversions: Team 0/1, Opponents: 0/1

Sacks: B.Thomas 2.5, Q.Coples 2.0, C.Pace 2.0, G.McIntyre 2.0, M.Wilkerson 2.0, D.Harris 1.5, B.Scott 1.0, M.DeVito 1.0, E.Lankster 1.0, S.Pouha 1.0, A.Allen 1.0

**Team: 17.0, Opponents: 25.0**

Rushing	No.	Yds	Avg	Long	TD
S.Green	172	631	3.7	36	5
B.Powell	46	180	3.9	11t	2
J.McKnight	21	127	6.0	61	0
T.Tebow	29	87	3.0	22	0
L.Hilliard	7	29	4.1	9	0
E.Gates	1	12	12.0	12	0
M.Sanchez	10	8	0.8	8	0
J.Kerley	3	6	2.0	5	0
J.Grimes	2	6	3.0	5	0
<b>Team</b>	<b>291</b>	<b>1086</b>	<b>3.7</b>	<b>61</b>	<b>7</b>
<b>Opponents</b>	<b>320</b>	<b>1419</b>	<b>4.4</b>	<b>56t</b>	<b>10</b>

Receiving	No.	Yds	Avg	Long	TD
J.Kerley	38	578	15.2	66	2
D.Keller	21	236	11.2	32	1
S.Holmes	20	272	13.6	38	1
C.Schilens	20	198	9.9	25t	2
J.Cumberland	15	150	10.0	27t	1
S.Hill	14	196	14.0	33t	3
S.Green	12	96	8.0	21	0
E.Gates	11	139	12.6	27	0
B.Powell	7	63	9.0	16	0
K.Reuland	6	61	10.2	18	0
L.Hilliard	3	16	5.3	9	0
J.Hill	2	15	7.5	10	1
J.Grimes	2	7	3.5	4	0
N.Bellore	1	23	23.0	23	0
J.McKnight	1	18	18.0	18	0
D.Epps	1	9	9.0	9	0
<b>Team</b>	<b>174</b>	<b>2077</b>	<b>11.9</b>	<b>66</b>	<b>11</b>
<b>Opponents</b>	<b>181</b>	<b>2087</b>	<b>11.5</b>	<b>41</b>	<b>14</b>

Interceptions	No.	Yds	Avg	Long	TD
A.Cromartie	3	53	17.7	40t	1
L.Landry	1	18	18.0	18t	1
E.Smith	1	5	5.0	5	0
K.Wilson	1	5	5.0	5	0
D.Revis	1	1	1.0	1	0
E.Lankster	1	0	0.0	0	0
<b>Team</b>	<b>8</b>	<b>82</b>	<b>10.3</b>	<b>40t</b>	<b>2</b>
<b>Opponents</b>	<b>9</b>	<b>126</b>	<b>14.0</b>	<b>86</b>	<b>0</b>

Punting	No	Yds	Avg	Net	TB	In	Lg	B
R.Malone	51	2369	46.5	39.1	5	18	61	2
<b>Team</b>	<b>51</b>	<b>2369</b>	<b>46.7</b>	<b>39.1</b>	<b>5</b>	<b>18</b>	<b>61</b>	<b>2</b>
<b>Opponents</b>	<b>47</b>	<b>2172</b>	<b>46.2</b>	<b>40.3</b>	<b>5</b>	<b>22</b>	<b>62</b>	<b>0</b>

Punt Returns	Ret	FC	Yds	Avg	Long	TD
J.Kerley	12	14	147	12.3	68t	1
K.Wilson	3	1	29	9.7	19	0
<b>Team</b>	<b>15</b>	<b>15</b>	<b>176</b>	<b>11.7</b>	<b>68t</b>	<b>1</b>
<b>Opponents</b>	<b>18</b>	<b>16</b>	<b>199</b>	<b>11.1</b>	<b>27</b>	<b>0</b>

Kickoff Returns	No.	Yds	Avg	Long	TD
J.McKnight	21	628	29.9	100t	1
E.Gates	5	144	28.8	47	0
A.Cromartie	1	20	20.0	20	0
E.Smith	1	19	19.0	19	0
K.Reuland	1	14	14.0	14	0
<b>Team</b>	<b>29</b>	<b>825</b>	<b>28.4</b>	<b>100t</b>	<b>1</b>
<b>Opponents</b>	<b>33</b>	<b>781</b>	<b>23.7</b>	<b>104t</b>	<b>1</b>

Field Goals	1-19	20-29	30-39	40-49	50+
N.Folk	0/0	4/5	5/6	2/3	3/3
<b>Team</b>	<b>0/0</b>	<b>4/5</b>	<b>5/6</b>	<b>2/3</b>	<b>3/3</b>
<b>Opponents</b>	<b>0/0</b>	<b>4/4</b>	<b>3/3</b>	<b>9/12</b>	<b>1/2</b>

Fumbles Lost: M.Sanchez 4, J.Kerley 2, D.Epps 1, S. Holmes 1 **Total: 8**

Opponent Fumble Recoveries: Y.Bell 2, A.Allen 1, D.Davis 1, D.Harris 1, G.McIntyre 1, C.Pace 1, D.Revis 1, B.Scott 1, M. Wilkerson 1 **Total: 10**

Passing	Att	Cmp	Yds	Cmp%	Yds/Att	TD	TD%	Int	Int%	Long	Sack	Lost	Rating
M.Sanchez	314	168	2038	53.5%	6.5	11	3.5%	9	2.9%	66	24/	145	73.5
T.Tebow	7	6	39	85.7%	5.6	0	0.0%	0	0.0%	23	1/	5	89.9
<b>Team</b>	<b>321</b>	<b>174</b>	<b>2077</b>	<b>54.2%</b>	<b>6.5</b>	<b>11</b>	<b>3.4%</b>	<b>9</b>	<b>2.8%</b>	<b>66</b>	<b>25/</b>	<b>150</b>	<b>73.9</b>
<b>Opponents</b>	<b>323</b>	<b>181</b>	<b>2087</b>	<b>56.0%</b>	<b>6.5</b>	<b>14</b>	<b>4.3%</b>	<b>8</b>	<b>2.5%</b>	<b>41</b>	<b>17/</b>	<b>86</b>	<b>79.8</b>





# 2012 DEFENSIVE STATISTICS

## DEFENSIVE STATISTICS

Player	Total	Solo	Assists	TFL	Sacks/Yds	QH	INT/Yds	PD	FF	FR/Yds
David Harris	87	66	21	-	1.5/9	2	-	2	2	-
LaRon Landry	81	63	18	2	-	1	1/18	5	3	-
Jeremiah Bell	76	61	15	2	-	1	-	5	-	2/8
Muhammad Wilkerson	61	36	25	3	2/3	13	-	3	3	1/21
Calvin Pace	47	29	18	5	2/14	19	-	1	-	1/0
Mike DeVito	41	29	12	2	1/8	8	-	-	1	-
Bart Scott	39	24	15	3	1/12	4	-	-	-	1/38
Antonio Cromartie	26	16	10	2	-	-	3/53	13	-	-
Kyle Wilson	26	20	6	1	-	-	1/5	1	1	-
Demario Davis	22	16	6	1	-	1	-	-	-	1/-4
Bryan Thomas	21	12	9	4	2.5/5	6	-	-	-	-
Quinton Coples	21	15	6	7	2/21	15	-	-	-	-
Ellis Lankster	20	15	5	2	1/2	1	1/0	4	1	-
Sione Po'uha	20	13	7	-	1/2	1	-	1	-	-
Garrett McIntyre	19	12	7	4	2/8	4	-	1	-	1/0
Kenrick Ellis	15	9	6	2	-	4	-	-	-	-
Darrelle Revis*	11	10	1	-	-	-	1/1	3	-	1/0
Isaiah Trufant*	9	6	3	2	-	1	-	2	-	-
Eric Smith	8	5	4	-	-	-	1/5	3	-	-
Aaron Maybin	4	1	3	-	-	9	-	-	-	-
Josh Mauga*	3	1	2	-	-	1	-	-	-	-
Antonio Allen	2	2	-	-	1/2	1	-	-	-	-
Josh Bush	2	-	2	-	-	-	-	-	-	-
Marcus Dixon	2	-	2	-	-	1	-	-	-	-
Damon Harrison	2	-	2	-	-	1	-	-	-	-
Daniel Muir	2	-	2	-	-	1	-	-	-	-
Ricky Sapp	1	-	1	-	-	1	-	-	-	-
<b>TOTALS</b>	<b>668</b>	<b>460</b>	<b>208</b>	<b>44</b>	<b>17/86</b>	<b>95</b>	<b>8/82</b>	<b>44</b>	<b>11</b>	<b>8/63</b>

Misc. Tackles: 0

Misc. Forced Fumbles: 0

Own Fumble Recoveries: 1 (Darrelle Revis at MIA 09/23)

Touchdowns: 2, (Antonio Cromartie vs. BUF, 09/09, LaRon Landry at MIA 09/23)

Safeties: 1 (Muhammad Wilkerson at SEA, 11/11)

## SPECIAL TEAMS TACKLES

Player	Totals	Tackles	Assists
Nick Bellore	10	7	3
Josh Bush	11	8	3
Demario Davis	8	6	2
Lex Hilliard	7	5	2
Isaiah Trufant	7	5	2
Ellis Lankster	6	3	3
Garrett McIntyre	7	5	2
Josh Mauga*	5	4	1
Chaz Schilens	7	4	3
Marcus Dowtin	4	2	2
Tanner Purdum	3	2	1
Aaron Berry	2	2	0
Robert Malone	2	1	1
Joe McKnight	2	2	-
Eric Smith	2	1	1
Tim Tebow	2	-	2
Kyle Wilson	1	-	1
Antonio Allen	1	1	-
<b>TOTALS</b>	<b>82</b>	<b>53</b>	<b>29</b>

**Key:** TFL= Tackles for Loss, QH = Quarterback Hurries; INT = Interception; FF = Forced Fumble; FR = Fumble Recovery; PD = Pass Defensed, Italics = Player no longer with team, \* = Injured Reserve.

## SPECIAL TEAMS BIG PLAYS

Touchdowns:	1 Jeremy Kerley (vs. BUF, 9/9) 1 Joe McKnight (vs. HST, 10/8)
Blocked Punts:	0
Blocked Punt Returns:	0
Blocked Field Goals:	0
Blocked FG Returns:	0
Blocked Extra Point:	0
Forced Fumbles:	0
Fumble Recoveries:	1 Kyle Wilson (at SL 11/18)
<b>Notes:</b>	Tim Tebow threw for 23 yards on a fake punt pass to Nick Bellore to set up the Jets for a touchdown (vs. IND 10/14). Nick Folk made a 33-yard FG to win the game in overtime at MIA (09/23).

**Defensive and Special Teams stats from Week 11 at SL were taken from press box stats.**

# ALPHABETICAL ROSTER



NO.	NAME	POS	HT	WT	AGE	EXP	COLLEGE	HOMETOWN	HOW ACQ.
21	Bell, Kahlil	RB	5-11	219	25	4	UCLA	Santa Rosa, CA	FA-12
37	Bell, Jeremiah	S	6-0	205	34	9	Eastern Kentucky	Winchester, KY	FA-12
54	Bellore, Nick	LB	6-1	250	23	2	Central Michigan	Whitefish Bay, WI	FA-11
22	Berry, Aaron	CB	5-11	180	23	3	Pittsburgh	Harrisburg, PA	FA-12
32	Bush, Josh	S	5-11	205	23	R	Wake Forest	Lexington, NC	D6a-12
98	Coples, Quinton	DE	6-6	290	22	R	North Carolina	Kinston, NC	D1-12
31	Cromartie, Antonio	CB	6-2	210	28	7	Florida State	Tallahassee, FL	T-10 (SD)
86	Cumberland, Jeff	TE	6-4	260	25	3	Illinois	Columbus, OH	FA-10
56	Davis, Demario	LB	6-2	239	23	R	Arkansas State	Brandon, MS	D3-12
70	DeVito, Mike	DE	6-3	305	28	6	Maine	Wellfleet, MA	FA-07
92	Dowtin, Marcus	LB	6-2	226	23	R	North Alabama	Upper Marlboro, MD	FA-12
62	Ducasse, Vladimir	OL	6-5	325	25	3	Massachusetts	Stamford, CT	D2-10
93	Ellis, Kenrick	DT	6-4	346	24	2	Hampton	Greenacres, FL	D3-11
60	Ferguson, D'Brickashaw	T	6-6	310	28	7	Virginia	Freeport, NY	D1a-06
2	Folk, Nick	K	6-1	222	28	6	Arizona	Hollywood, CA	FA-10
19	Gates, Clyde	WR	5-11	197	26	2	Abilene Christian	Vernon, TX	W-12 (MIA)
23	Greene, Shonn	RB	5-11	226	27	4	Iowa	Sicklerville, NJ	D3-09
52	Harris, David	LB	6-2	250	28	6	Michigan	Grand Rapids, MI	D2-07
71	Harrison, Damon	DL	6-4	350	23	R	William Penn	Lake Charles, LA	FA-12
75	Hicks, Hayworth	G	6-3	336	24	R	Iowa State	Palmdale, CA	FA-12
89	Hill, Jason	WR	6-0	202	27	6	Washington State	San Francisco, CA	FA-12
84	Hill, Stephen	WR	6-4	215	21	R	Georgia Tech	Lithonia, GA	D2-12
36	Hilliard, Lex	FB	5-11	235	28	4	Montana	Kalispell, MT	FA-12
77	Howard, Austin	T	6-7	333	25	3	Northern Iowa	Davenport, IA	FA-11
81	Keller, Dustin	TE	6-2	250	28	5	Purdue	Lafayette, IN	D1b-08
11	Kerley, Jeremy	WR	5-9	188	24	2	TCU	Hutto, TX	D5-11
30	Landry, LaRon	S	6-0	220	28	6	Louisiana State	Metairie, LA	UFA-12 (WAS)
26	Lankster, Ellis	CB	5-9	190	26	3	West Virginia	Whistler, AL	FA-10
3	Malone, Robert	P	6-2	215	24	2	Fresno State	Orange, CA	FA-12
74	Mangold, Nick	C	6-4	307	28	7	Ohio State	Centerville, OH	D1b-06
14	McElroy, Greg	QB	6-2	225	24	2	Alabama	Southlake, TX	D7a-11
50	McIntyre, Garrett	LB	6-3	255	27	2	Fresno State	South Lake Tahoe, CA	FA-11
25	McKnight, Joe	RB	5-11	205	24	3	Southern California	River Ridge, LA	D4-10
65	Moore, Brandon	G	6-3	305	32	10	Illinois	Gary, IN	FA-02
97	Pace, Calvin	LB	6-4	265	32	10	Wake Forest	Douglasville, GA	UFA-08 (ARZ)
91	Po'uha, Sione	DT	6-3	325	33	8	Utah	Salt Lake City, UT	D3-05
29	Powell, Bilal	RB	5-10	204	24	2	Louisville	Lakeland, FL	D4-11
46	Purdum, Tanner	LS	6-3	270	26	3	Baker	Enid, OK	FA-10
87	Reuland, Konrad	TE	6-4	260	25	1	Stanford	Mission Viejo, CA	W-12 (SF)
6	Sanchez, Mark	QB	6-2	225	26	4	Southern California	Mission Viejo, CA	D1-09
55	Sapp, Ricky	LB	6-4	252	26	2	Clemson	Bamberg, SC	FA-11
85	Schilens, Chaz	WR	6-4	225	27	5	San Diego State	Mesa, AZ	UFA-12 (OAK)
72	Schlauderaff, Caleb	G	6-4	302	25	2	Utah	Shelton, WA	T-11 (GB)
57	Scott, Bart	LB	6-2	242	32	11	Southern Illinois	Detroit, MI	UFA-09 (BLT)
68	Slauson, Matt	G	6-5	315	26	4	Nebraska	Colorado Springs, CO	D6-09
33	Smith, Eric	S	6-1	207	29	7	Michigan State	Groveport, OH	D3b-06
82	Smith, Hayden	TE	6-6	255	27	R	Metropolitan State - Denver	Penrith, Australia	FA-12
63	Smith, Jason	T	6-5	308	26	4	Baylor	Dallas, Texas	T-12 (SL)
15	Tebow, Tim	QB	6-3	236	25	3	Florida	Jacksonville, FL	T-12 (DEN)
58	Thomas, Bryan	LB	6-4	265	33	11	Alabama-Birmingham	Birmingham, AL	D1-02
96	Wilkerson, Muhammad	DL	6-4	315	23	2	Temple	Linden, NJ	D1-11
20	Wilson, Kyle	CB	5-10	190	25	3	Boise State	Piscataway, NJ	D1-10
<b>ACTIVE ROSTER - 52</b>									
<b>PRACTICE SQUAD</b>									
39	Allen, Antonio	S	6-1	210	24	R	South Carolina	Ocala, FL	FA-12
49	Bryant, D.J.	LB	6-3	248	23	R	James Madison	Baltimore, MD	FA-12
34	Fletcher, Donnie	DB	6-1	195	22	R	Boston College	Cleveland, OH	FA-12
43	Griffin, John	RB	5-11	208	23	1	Massachusetts	Westminster, MA	FA-12
61	Hardison, Matt	DL	6-4	285	24	R	Delaware	Freehold, NJ	FA-12
18	Pollard, Royce	WR	6-1	175	23	R	Hawai'i	San Diego, CA	FA-12
27	Walls, Darrin	CB	6-0	190	24	2	Notre Dame	Pittsburgh, PA	FA-12
17	White, Jordan	WR	6-0	215	24	R	Western Michigan	Cleveland, OH	D7b-12
<b>RESERVE/INJURED</b>									
27	Adams, Royce	DB	6-0	190	24	1	Purdue	Cleveland, OH	FA-11
45	Baker, Josh	FB/TE	6-3	244	25	2	Northwest Missouri State	Chesapeake, VA	FA-11
83	Epps, Dedrick	TE	6-3	250	24	2	Miami	Richmond, VA	FA-11
10	Holmes, Santonio	WR	5-11	192	28	7	Ohio State	Belle Glade, FL	T-10 (PIT)
53	Mauga, Josh	LB	6-1	245	25	3	Nevada	Fallon, NV	FA-09
24	Revis, Darrelle	CB	5-11	198	27	6	Pittsburgh	Aliquippa, PA	D1-07
35	Trufant, Isaiah	CB	5-8	170	29	2	Eastern Washington	Tacoma, WA	FA-11



# NUMERICAL ROSTER

NO.	NAME	POS	HT	WT	AGE	EXP	COLLEGE	HOMETOWN	GP/GS/DNP/IA
2	Nick Folk	K	6-1	222	28	6	Arizona	Hollywood, CA	10/0/0/0
3	Robert Malone	P	6-2	215	24	2	Fresno State	Orange, CA	10/0/0/0
6	Mark Sanchez	QB	6-2	225	26	4	Southern California	Mission Viejo, CA	10/10/0/0
11	Jeremy Kerley	WR	5-9	188	24	2	TCU	Hutto, TX	10/3/0/0
14	Greg McElroy	QB	6-2	225	24	2	Alabama	Southlake, TX	0/0/0/10
15	Tim Tebow	QB	6-3	236	25	3	Florida	Jacksonville, FL	10/2/0/0
19	Clyde Gates	WR	5-11	197	26	2	Abilene Christian	Vernon, TX	7/1/0/3
20	Kyle Wilson	CB	5-10	190	25	3	Boise State	Piscataway, NJ	10/9/0/0
21	Kahlil Bell	RB	5-11	219	25	4	UCLA	Santa Rosa, CA	1/0/0/0
22	Aaron Berry	CB	5-11	180	24	3	Pittsburgh	Harrisburg, PA	6/0/0/0
23	Shonn Greene	RB	5-11	226	27	4	Iowa	Sicklerville, NJ	10/9/0/0
25	Joe McKnight	RB	5-11	205	24	3	Southern California	River Ridge, LA	9/0/0/1
26	Ellis Lankster	CB	5-9	190	26	3	West Virginia	Whistler, AL	10/0/0/0
29	Bilal Powell	RB	5-10	204	24	2	Louisville	Lakeland, FL	8/1/0/2
30	LaRon Landry	S	6-0	220	28	6	Louisiana State	Metairie, LA	10/10/0/0
31	Antonio Cromartie	CB	6-2	210	28	7	Florida State	Tallahassee, FL	10/10/0/0
32	Josh Bush	S	5-11	205	23	R	Wake Forest	Lexington, NC	10/0/0/0
33	Eric Smith	S	6-1	207	29	7	Michigan State	Groveport, OH	6/1/0/4
36	Lex Hilliard	FB	5-11	235	28	4	Montana	Kalispell, MT	6/6/0/0
37	Yeremiah Bell	S	6-0	205	34	9	Eastern Kentucky	Winchester, KY	10/10/0/0
46	Tanner Purdum	LS	6-3	270	26	3	Baker	Enid, OK	10/0/0/0
50	Garrett McIntyre	LB	6-3	255	27	2	Fresno State	South Lake Tahoe, CA	10/2/0/0
52	David Harris	LB	6-2	250	28	6	Michigan	Grand Rapids, MI	10/10/0/0
54	Nick Bellore	LB	6-1	250	23	2	Central Michigan	Whitefish Bay, WI	10/0/0/0
55	Ricky Sapp	LB	6-4	252	26	2	Clemson	Bamberg, SC	2/0/0/0
56	Demario Davis	LB	6-2	239	23	R	Arkansas State	Brandon, MS	10/3/0/0
57	Bart Scott	LB	6-2	242	32	11	Southern Illinois	Detroit, MI	9/7/0/1
58	Bryan Thomas	LB	6-4	265	33	11	Alabama-Birmingham	Birmingham, AL	8/6/0/1
60	D'Brickashaw Ferguson	T	6-6	310	28	7	Virginia	Freeport, NY	10/10/0/0
62	Vladimir Ducasse	OL	6-5	325	25	3	Massachusetts	Stamford, CT	10/0/0/0
63	Jason Smith	T	6-5	308	26	4	Baylor	Dallas, TX	10/0/0/0
65	Brandon Moore	G	6-3	305	32	10	Illinois	Gary, IN	10/10/0/0
68	Matt Slauson	G	6-5	315	26	4	Nebraska	Colorado Springs, CO	10/10/0/0
70	Mike DeVito	DE	6-3	305	28	6	Maine	Wellfleet, MA	10/9/0/0
71	Damon Harrison	DL	6-4	350	23	R	William Penn	Lake Charles, LA	4/0/0/6
72	Caleb Schlauderaff	G	6-4	302	25	2	Utah	Shelton, WA	0/0/2/8
74	Nick Mangold	C	6-4	307	28	7	Ohio State	Centerville, OH	10/10/0/0
75	Hayworth Hicks	G	6-3	336	24	R	Iowa State	Palmdale, CA	0/0/0/2
77	Austin Howard	T	6-7	333	25	3	Northern Iowa	Davenport, IA	10/10/0/0
81	Dustin Keller	TE	6-2	250	28	5	Purdue	Lafayette, IN	6/4/0/4
82	Hayden Smith	TE	6-6	255	27	R	Metropolitan State - Denver	Penrith, Australia	1/0/0/2
84	Stephen Hill	WR	6-4	215	21	R	Georgia Tech	Lithonia, GA	8/6/0/2
85	Chaz Schilens	WR	6-4	225	27	5	San Diego State	Mesa, AZ	10/4/0/0
86	Jeff Cumberland	TE	6-4	260	25	3	Illinois	Columbus, OH	9/7/0/1
87	Konrad Reuland	TE	6-4	260	25	1	Stanford	Mission Viejo, CA	10/0/0/0
89	Jason Hill	WR	6-0	202	27	6	Washington State	San Francisco, CA	3/0/2/0
91	Sione Po'uha	DT	6-3	325	33	8	Utah	Salt Lake City, UT	6/6/0/4
92	Marcus Dowtin	LB	6-2	226	23	R	North Alabama	Upper Marlboro, MD	3/0/0/1
93	Kenrick Ellis	DT	6-4	346	24	2	Hampton	Greenacres, FL	6/2/0/4
96	Muhammad Wilkerson	DL	6-4	315	23	2	Temple	Linden, NJ	10/9/0/0
97	Calvin Pace	LB	6-4	265	32	10	Wake Forest	Douglasville, GA	10/10/0/0
98	Quinton Coples	DE	6-6	290	22	R	North Carolina	Kinston, NC	10/2/0/0
<b>ACTIVE ROSTER - 52</b>									
<b>PRACTICE SQUAD</b>									
17	Jordan White	WR	6-0	215	24	R	Western Michigan	Cleveland, OH	
18	Royce Pollard	WR	6-1	175	23	R	Hawaii	San Diego, CA	
27	Darrin Walls	CB	6-0	190	24	2	Notre Dame	Pittsburgh, PA	
34	Donnie Fletcher	CB	6-1	195	22	R	Boston College	Cleveland, OH	0/0/0/1
39	Antonio Allen	S	6-1	210	24	R	South Carolina	Ocala, FL	3/1/0/0
43	John Griffin	RB	5-11	208	23	1	Massachusetts	Westminster, MA	
49	D.J. Bryant	LB	6-3	248	23	R	James Madison	Baltimore, MD	
61	Matt Hardison	DL	6-4	285	24	R	Delaware	Freehold, NJ	
<b>RESERVE/INJURED</b>									
10	Santonio Holmes	WR	5-11	192	28	7	Ohio State	Belle Glade, FL	4/4/0/0
24	Darrelle Revis	CB	5-11	198	27	6	Pittsburgh	Aliquippa, PA	2/2/0/3
27	Royce Adams	DB	6-0	190	24	1	Purdue	Cleveland, OH	
35	Isaiah Trufant	CB	5-8	170	29	2	Eastern Washington	Tacoma, WA	9/1/0/0
45	Josh Baker	FB/TE	6-3	244	25	2	Northwest Missouri State	Chesapeake, VA	
53	Josh Mauga	LB	6-1	245	25	3	Nevada	Fallon, NV	5/0/0/0
83	Dedrick Epps	TE	6-3	250	24	2	Miami	Richmond, VA	3/0/0/0