



PATRIOTS ENTER BYE WEEK WITH A 5-3 RECORD

TALE OF THE TAPE

| 2012 Regular Season | New England |
|--------------------------|-------------|
| Record | 5-3 |
| Divisional Standings | 1st |
| Total Yards Gained | 3,526 |
| Total Offense (Rank) | 440.8 (1) |
| Rush Offense | 149.6 (5) |
| Pass Offense | 291.1 (5) |
| Points Per Game | 32.8 (1) |
| Total Yards Allowed | 2,958 |
| Total Defense (Rank) | 369.8 (23) |
| Rush Defense | 88.6 (8) |
| Pass Defense | 281.1(29) |
| Points Allowed/Game | 21.3 (19) |
| Possession Avg. | 31:23 |
| Sacks Allowed/Yards Lost | 14/96 |
| Sacks Made/Yards | 17/97 |
| Total Touchdowns Scored | 30 |
| Penalties Against/Yards | 48/394 |
| Punts/Avg. | 31/40.7 |
| Turnover Differential | +13 (1t) |

2012 PATRIOTS SCHEDULE

REGULAR SEASON (5-3)

| | | |
|-------------------------------|-----------|------|
| Sun., Sept. 9 at Tennessee | 34-13 | W |
| Sun., Sept. 16 Arizona | 18-20 | L |
| Sun., Sept. 23 at Baltimore | 30-31 | L |
| Sun., Sept. 30 at Buffalo | 52-28 | W |
| Sun., Oct. 7 Denver | 31-21 | W |
| Sun., Oct. 14 at Seattle | 23-24 | L |
| Sun., Oct. 21 N.Y. Jets | 29-26(ot) | W |
| Sun., Oct. 28 at St. Louis# | 45-7 | W |
| Sun., Nov. 4 | BYE WEEK | |
| Sun., Nov. 11 Buffalo | 1:00 p.m. | CBS |
| Sun., Nov. 18 Indianapolis | 1:00 p.m. | CBS* |
| Thurs., Nov. 22 at N.Y. Jets | 8:20 p.m. | NBC |
| Sun., Dec. 2 at Miami | 1:00 p.m. | CBS* |
| Mon., Dec. 10 Houston | 8:30 p.m. | ESPN |
| Sun., Dec. 16 San Francisco | 8:20 p.m. | NBC* |
| Sun., Dec. 23 at Jacksonville | 1:00 p.m. | CBS* |
| Sun., Dec. 30 Miami | 1:00 p.m. | CBS* |

#Game played in London

*Game Time and Network subject to possible flexible scheduling adjustment.

AFC EAST STANDINGS

| Team | W | L | T | Pct. | PF | PA |
|----------------|---|---|---|------|-----|-----|
| NEW ENGLAND | 5 | 3 | 0 | .625 | 262 | 170 |
| Miami Dolphins | 4 | 3 | 0 | .571 | 150 | 126 |
| Buffalo Bills | 3 | 4 | 0 | .429 | 171 | 227 |
| New York Jets | 3 | 5 | 0 | .375 | 168 | 200 |

PATRIOTS MEDIA WEBSITE

The Patriots' media website, located at <http://media.patriots.com>, will be updated for registered users throughout training camp with all the latest media information, schedules, rosters and press releases. In addition to up-to-date media information, the site's archives allow access to all of the Patriots media material dating back to the 2002 season.

The New England Patriots beat St. Louis, 45-7, last Sunday at Wembley Stadium in London to improve to a 5-3 record, the same record the team had in 2011 after eight games. The Patriots finished the month of October with a 3-1 record and are now an NFL-best 35-7 in the month of October since 2003, including a 20-1 record at home.

After traveling for five of the first eight games this season, the Patriots will return home to host consecutive games for the first time this year. The Patriots return to action on Sunday, Nov. 11 at home against the Buffalo Bills and then will face the Indianapolis Colts on Nov. 18.

DIVISIONAL DOMINANCE

The Patriots have the highest winning percentage in division games from November until the end of the season since 2002.

| Team | W | L | T | Pct. |
|--------------|----|----|---|------|
| New England | 27 | 7 | 0 | .794 |
| Indianapolis | 25 | 9 | 0 | .735 |
| San Diego | 25 | 9 | 0 | .735 |
| Green Bay | 27 | 10 | 0 | .730 |
| Pittsburgh | 27 | 11 | 0 | .710 |

PATRIOTS WICKED GOOD IN OCTOBER

The Patriots are 35-7 in the month of October since the 2003 season and have won 26 out of their last 30 October games. The Patriots are 20-1 at home and 15-6 on the road during that time in October. The Patriots' only home loss during that time was a 41-17 victory by the visiting San Diego Chargers on October 2, 2005.

NFL'S TOP OCTOBER RECORDS SINCE 2003

| Team | W | L | T | Pct. |
|----------------------|----|----|---|------|
| New England Patriots | 35 | 7 | 0 | .833 |
| New York Giants | 31 | 9 | 0 | .775 |
| Indianapolis Colts | 25 | 12 | 0 | .676 |
| Pittsburgh Steelers | 25 | 13 | 0 | .658 |

TRAVEL NOTES

The Patriots' round trip to London (6,500) was more travel miles than Green Bay (5,774) will travel all season. Washington has the second-lowest travel with 7,144 total miles. In fact, the Patriots traveled a total of 11,480 miles round trip between the Seattle and London road trips alone. That mileage is more than 11 teams' total travel for the entire 2012 season. The Patriots round trip to Seattle was 4,980 miles and the trip to London was 6,500 miles.

WHAT TO LOOK FOR IN THE NEXT GAME

TOM BRADY

- With one touchdown pass against the Bills, Tom Brady will extend his streak to 41 straight games with at least one touchdown pass and continue his third longest streak all time, behind Drew Brees (50-current) and Johnny Unitas (47).
- Brady has 50 career 300-yard games in the regular season and needs one more to tie hall of famer Dan Fouts (51) for 6th place all time.
- Brady has two rushing touchdowns in 2012 and needs one more to tie his single-season career high of three set in 2011.
- Brady tied Drew Brees with his ninth NFL game with four touchdowns, 300 yards and no touchdowns against St. Louis and needs one more such game to be alone in first place.

WES WELKER

- Wes Welker (16) needs one more 10-plus catch game to break a second place tie with Marvin Harrison (16) and tie Jerry Rice (17) for the most 10-catch games in NFL history.
- Welker needs one reception to extend his streak to 86 straight regular-season games with at least one reception as a member of the Patriots to extend his franchise record. Welker has an overall streak of 102 straight regular-season games with at least one reception, including his time with the Miami Dolphins.
- Welker (8,155) needs 30 yards to move past Irving Fryar (8,184) for fourth place on the Patriots all-time all-purpose yards list, behind Kevin Faulk (12,349), Stanley Morgan (11,468) and Troy Brown (11,053).



ROBERT KRAFT NEWS & NOTES

Since Robert Kraft purchased the team in 1994, the Patriots have experienced one of the most dramatic turnarounds in the history of sports. Now in his 19th season of ownership, Kraft has transformed one of the league's least successful clubs into what many observers view as a model NFL franchise. In the five seasons immediately preceding his purchase (1989-93), the Patriots were a moribund team, winning just 19 of 80 games (.238 pct.) and recording the worst record in the NFL over that span. When he bought the franchise on Jan. 21, 1994, Kraft announced his intention to bring a championship to New England, a tall order considering the team's previous success rate. But under Kraft's leadership, the Patriots have won more division titles (11), conference crowns (6) and Super Bowl championships (3) than any other NFL team. The Patriots have made six Super Bowl appearances since Kraft purchased the team, a period during which no other NFL franchise has earned more than four berths. In Kraft's first 18 seasons, the Patriots qualified for the playoffs 13 times, more than doubling the franchise's accomplishments during its first 34 seasons.



| | Pre-Kraft 1960-93 | 1989-93 | Kraft Era 1994-12 |
|---------------------|------------------------------|----------------|------------------------------|
| Overall Record | 225-276-9 | 19-61 | 217-108 |
| Winning Pct. | .450 | .238 | .668 |
| Super Bowl Titles | 0 | 0 | 3 |
| Conference Titles | 1 | 0 | 6 |
| Division Titles | 3 | 0 | 11 |
| Playoff Seasons | 6 | 0 | 13 |
| Playoff Record | 4-6 | -- | 19-10 |
| Home Playoff Games | 1 | 0 | 15 |
| Home Playoff Record | 0-1 | -- | 13-2 |

A CHAMPIONSHIP TRADITION

MULTIPLE LEAGUE CHAMPIONSHIPS SINCE 2001

| Team | League | Titles |
|----------------------------------|-----------------|----------|
| Los Angeles Lakers..... | NBA..... | 4 |
| New England Patriots..... | NFL..... | 3 |
| San Antonio Spurs..... | NBA..... | 3 |

HIGHEST WINNING PERCENTAGE IN MAJOR PROFESSIONAL SPORTS SINCE 1994 (regular season)

| Team | League | PCT |
|----------------------------------|-----------------|-------------|
| San Antonio Spurs..... | NBA..... | .680 |
| New England Patriots..... | NFL..... | .669 |
| Detroit Red Wings..... | NHL..... | .668 |
| Los Angeles Lakers..... | NBA..... | .654 |
| Green Bay Packers..... | NFL..... | .642 |
| Pittsburgh Steelers..... | NFL..... | .639 |

198-GAME SELLOUT STREAK

In the early 1990s, the Patriots seemed destined for relocation until Robert Kraft's purchase of the team rejuvenated local interest. In 1991, the season ticket base was just 17,635, barely enough to support the club. Now, the season tickets are capped and more than 50,000 fans are on a season ticket waiting list. The Patriots have sold out 198 consecutive home games, including playoff and preseason games (dating back to the 1994 season opener).

SINCE ROBERT KRAFT PURCHASED THE TEAM IN 1994...

TOTAL VICTORIES SINCE 1994 (Regular Season)

| | |
|----------------------------------|------------|
| New England Patriots..... | 198 |
| Green Bay Packers..... | 190 |
| Pittsburgh Steelers..... | 188 |
| Indianapolis Colts..... | 176 |

TOTAL VICTORIES SINCE 1994 (Incl. Postseason)

| | |
|----------------------------------|------------|
| New England Patriots..... | 217 |
| Pittsburgh Steelers..... | 205 |
| Green Bay Packers..... | 205 |
| Indianapolis Colts..... | 187 |
| Denver Broncos..... | 178 |
| Philadelphia Eagles..... | 176 |

WINNING PERCENTAGE SINCE 1994 (Incl. Postseason)

| Team | W | L | T | Pct. |
|----------------------------------|------------|------------|----------|-------------|
| New England Patriots..... | 217 | 108 | 0 | .668 |
| Pittsburgh Steelers..... | 205 | 116 | 1 | .638 |
| Green Bay Packers..... | 205 | 117 | 0 | .637 |
| Indianapolis Colts..... | 187 | 131 | 0 | .588 |
| Denver Broncos..... | 178 | 132 | 0 | .574 |
| Philadelphia Eagles..... | 176 | 139 | 2 | .558 |
| New York Giants..... | 168 | 143 | 1 | .540 |

SUPER BOWL CHAMPIONSHIPS SINCE 1994

| | |
|----------------------------------|----------|
| New England Patriots..... | 3 |
| Green Bay..... | 2 |
| Pittsburgh Steelers..... | 2 |
| Denver Broncos..... | 2 |
| N.Y. Giants..... | 2 |
| 7 Teams..... | 1 |

CONFERENCE CHAMPIONSHIPS SINCE 1994

| | |
|----------------------------------|----------|
| New England Patriots..... | 6 |
| Pittsburgh Steelers..... | 4 |
| Green Bay Packers..... | 3 |
| New York Giants..... | 3 |
| Denver Broncos..... | 2 |
| St. Louis Rams..... | 2 |
| Indianapolis Colts..... | 2 |
| 14 Teams..... | 1 |

DIVISION CHAMPIONSHIPS SINCE 1994

| | |
|----------------------------------|-----------|
| New England Patriots..... | 11 |
| Pittsburgh Steelers..... | 10 |
| Green Bay Packers..... | 8 |
| Indianapolis Colts..... | 8 |

PLAYOFF VICTORIES SINCE 1994

| | |
|----------------------------------|-----------|
| New England Patriots..... | 19 |
| Pittsburgh Steelers..... | 17 |
| Green Bay Packers..... | 15 |
| Philadelphia Eagles..... | 11 |
| Indianapolis Colts..... | 11 |

PLAYOFF GAMES PLAYED SINCE 1994

| | |
|----------------------------------|-----------|
| New England Patriots..... | 29 |
| Pittsburgh Steelers..... | 27 |
| Green Bay Packers..... | 26 |
| Indianapolis Colts..... | 23 |
| Philadelphia Eagles..... | 22 |
| Baltimore Ravens..... | 17 |

PLAYOFF SEASONS SINCE 1994

| | |
|----------------------------------|-----------|
| New England Patriots..... | 13 |
| Indianapolis Colts..... | 13 |
| Green Bay Packers..... | 13 |
| Pittsburgh Steelers..... | 12 |
| Philadelphia Eagles..... | 11 |
| Dallas Cowboys..... | 9 |

PLAYOFF WINNING PERCENTAGE SINCE 1994

| Team | W | L | Pct. |
|----------------------------------|-----------|-----------|-------------|
| New England Patriots..... | 19 | 10 | .655 |
| Pittsburgh Steelers..... | 17 | 10 | .630 |
| New York Giants..... | 10 | 6 | .625 |
| Arizona Cardinals..... | 5 | 3 | .625 |
| Denver Broncos..... | 9 | 6 | .600 |
| New Orleans Saints..... | 6 | 4 | .600 |
| Carolina Panthers..... | 6 | 4 | .600 |
| New Baltimore Ravens..... | 10 | 7 | .588 |

MOST PRO BOWLERS DRAFTED SINCE 1994

Since Robert Kraft's purchase of the Patriots in 1994, the team has drafted more Pro Bowl players than any other NFL team.

| Rank | Team | Players |
|-----------|--------------------|-----------|
| 1. | New England | 20 |
| 2. | Green Bay | 19 |
| 3. | Pittsburgh | 18 |
| 4. | Philadelphia | 15 |
| | Baltimore | 15 |



LAST GAME: PATRIOTS VS. RAMS

PATRIOTS 45, ST. LOUIS 7

October 28, 2012 ★ Wembley Stadium

| | 1 | 2 | 3 | 4 | Final |
|----------------------|---|----|----|---|-------|
| New England Patriots | 7 | 21 | 10 | 7 | 45 |
| St. Louis Rams | 7 | 0 | 0 | 0 | 7 |

The New England Patriots scored touchdowns on their first five drives en route to a 45-7 victory over the St. Louis Rams in the NFL's annual regular-season game at Wembley Stadium. The win improved the Patriots to a 5-3 record as they head into the Bye Week. It was the Patriots' second game in London. In 2009 they beat Tampa Bay, 35-7.

The Rams looked ready for a battle, scoring on the first drive of the game when QB Sam Bradford connected with WR Chris Givens for a 50-yard touchdown pass. QB Tom Brady and the Patriots answered by scoring on four first half drives to take a commanding 28-7 lead at halftime. New England scored a touchdown and a field goal on their first two drives in the third quarter to take a 38-7 lead before finally being stopped by the Rams. The Patriots scored on all but two drives before taking a knee at the end of the game to secure the win.

Brady passed for 304 yards with four touchdown passes, TE Rob Gronkowski caught eight passes for 146 yards and two scores and RB Stevan Ridley ran for 127 yards and a score. Ridley had runs of 20, 30 and 41 yards, and rushed for 92 yards in the third quarter alone. WR Brandon Lloyd also scored two touchdowns on a 19-yard touchdown reception in the first quarter and a 9-yard reception to start the third quarter.

New England gained 473 total yards on offense and set an NFL record with 17 straight games of at least 350 total yards, breaking a tie by the Rams teams of 1999-2000.

After the Rams took the lead on their opening drive, Brady led a 78-yard drive to tie the score with a 19-yard touchdown pass to Lloyd. On their next drive, the Patriots scored on a 1-yard run by RB Shane Vereen on a fourth-and-one situation. It was the only fourth down the 10th-ranked Rams defense forced until the middle of the third quarter, when the Patriots settled for a 26-yard field goal to make it 38-7.

The Patriots added their final touchdown when Gronkowski caught a 14-yard pass from Brady to culminate a six-play, 55-yard drive.

Rams All-Pro RB Steven Jackson was mostly shut down, finishing with 23 yards on seven carries. The defense also saw two rookies record interceptions deep in New England territory to end scoring threats on the Rams final two drives of the game. Alfonzo Dennard intercepted a deep Rams pass at the 4-yard line, and Tavon Wilson intercepted a pass at the New England 1-yard line and returned it 45 yards to midfield where the Patriots ran out the clock to secure the win.

PATRIOTS SET NFL RECORD FOR MOST CONSECUTIVE GAMES WITH 350 OR MORE YARDS

The Patriots gained a total of 473 yards of offense against the Rams, and have now gained at least 350 total yards in 17 consecutive games to set an NFL record. The Patriots entered the game tied with the St. Louis Rams with a streak of 16 games.

PATRIOTS ARE 2-0 IN LONDON

The Patriots improved to a 2-0 record in the NFL's International Series in London after beating the Rams 45-7. The Patriots beat Tampa Bay 35-7 on Oct. 25, 2009 in their first visit to London.

ROB GRONKOWSKI HAS SECOND TWO-TOUCHDOWN GAMES OF 2012 AND 11TH CAREER GAME WITH AT LEAST TWO RECEIVING TDS

Rob Gronkowski scored two touchdowns for the second straight week. He scored on a 7-yard pass in the second quarter and a 14-yard pass in the fourth quarter for his 11th game of his career with two or more touchdown receptions in a game.

GRONKOWSKI HAS EIGHTH CAREER 100-YARD GAME

Gronkowski registered his second 100-yard game of the season and his eighth career 100-yard game after finishing the game with 146 yards on eight receptions. The 146 yards are second to the 160 he had at Washington (12-11-11). Gronkowski had five receptions for 106 yards in the first half. It is the second time in his career that he had 100 or more yards receiving in the first half. He had four receptions for 118 yards at Washington in the first half on Dec. 11, 2011.

STEVAN RIDLEY HAS FOURTH 100-YARD GAME OF 2012; GAINED 92 YARDS IN THIRD QUARTER

Stevan Ridley had his fourth career 100 yard game after finishing with 15 carries for 127 yards with one touchdown and an average of 8.5 yards per carry. He had 92 yards rushing in the third quarter.

RIDLEY RUNS LONG

Ridley had a career-long run of 41 yards in the third quarter. His previous best was a 33-yard touchdown run at Oakland (10-2-11). He also had runs of 20 yards and 30 yards in the game.

BRANDON LLOYD HAS TWO TOUCHDOWN RECEPTIONS

Brandon Lloyd had two touchdown receptions. It is fifth time in his career that he has scored at least two touchdowns in a game.

TOM BRADY HAS 50TH 300-YARD GAME TO MOVE PAST WARREN MOON WITH THE 7TH MOST 300 YARD GAMES

Tom Brady had his 50th career 300-yard game after finishing with 304 yards vs. St. Louis to move past hall of famer Warren Moon for the seventh most 300-yard games in NFL history.

BRADY TIES NFL RECORD FOR MOST GAMES WITH 300 YARDS, 4 TDS AND 0 INTERCEPTIONS

Tom Brady had his ninth NFL game with 300 yards, four touchdowns and no interceptions against St. Louis (10/28/12) to tie the NFL record with Drew Brees.

BRADY TIES JOHNNY UNITAS WITH 17TH 4-PLUS TD GAMES

Brady finished with four touchdowns to tie Johnny Unitas for fifth all-time with 17 career four-plus touchdown games.

TAVON WILSON HAS THIRD NFL INTERCEPTION TO MATCH HIS CAREER TOTAL IN COLLEGE

Rookie Tavon Wilson intercepted a fourth quarter pass and returned it 45 yards for his third interception of the season. Wilson had three interceptions during his college career at Illinois.

SECOND-YEAR QB RYAN MALLETT SEES FIRST NFL ACTION

Second-year QB Ryan Mallett entered the game in the fourth quarter for his first NFL action. He completed his first NFL pass to RB Shane Vereen for 17 yards.

PATRIOTS OFFENSE GAINS 29 FIRST DOWNS; ON PACE TO SET NFL RECORD

The Patriots finished with 29 first downs to increase their 2012 total to 232 first downs through eight games this season, giving them an average of 29 per game and a pace to finish the year with 464, which would smash the NFL record of 416 total first downs by New Orleans in 2011. The Patriots' 399 first downs in 2011 are second all-time in NFL history.

ROOKIE DE CHANDLER JONES REGISTERS SIXTH SACK OF THE SEASON

Rookie DE Chandler Jones registered his team-leading sixth sack of the season when he dropped Sam Bradford for a 17-yard loss in the third quarter. If he reaches 10 sacks for the year, he will become the 15th player to reach a 10-sack season in Patriots history.



PATRIOTS 2012 TEAM NOTES

2012 WHAT TO LOOK FOR

BILL BELTCHICK

- Bill Belichick (197) needs three more wins to become the eighth NFL coach with 200 victories.
- Belichick (17) needs one more postseason victory to move out of a tie with Joe Gibbs into sole possession of third place all-time in postseason wins. Tom Landry (20) is in first place followed by Don Shula (19).

TOM BRADY

- Tom Brady has 50 career 300-yard games. He needs one more 300-yard game to tie Hall of Famer Dan Fouts for sixth place with 51 300-yard games.
- If Brady reaches 30 or more touchdowns passes in 2012 he will become just the fifth player in NFL history with at least 30 or more touchdown passes in four seasons. He has 16 touchdown passes so far in 2012 and is on pace to finish with 32.
- Brady (22) needs one more AFC Offensive Player of the Week honor to break a tie with Peyton Manning (22) for the most Player of the Week honors in NFL history.
- If Brady reaches 4,000 passing yards in 2011, he will be just the fifth player in NFL history to reach 4,000 yards in five or more seasons: Peyton Manning (11), Dan Marino (6), Drew Brees (6) and Brett Favre (6). He currently has 2,408 yards and is on pace for 4,816 yards.
- Brady has thrown at least one touchdown pass in 40 straight games. Brady's 40 straight games with at least one touchdown pass are third all-time, Drew Brees (50-current) and Johnny Unitas (47).
- Brady had at least one touchdown pass in all 16 games in each of the last two seasons and has thrown for at least one in each of the first eight games of 2012. Brady and Brees are the first two quarterbacks to throw for at least one touchdown pass in all 16 games for two straight seasons.

ROB GRONKOWSKI

- Rob Gronkowski (10 touchdowns in 2010 and 18 in 2011) can become the first tight end in NFL history with three straight 10-plus touchdown seasons. Gronkowski and Antonio Gates (13 in 2004 and 10 in 2005) are the only tight ends to have back-to-back 10-plus touchdown seasons. Gronkowski has seven touchdowns in the first eight games of 2012.
- If Gronkowski has another 10-touchdown season in 2012, he will join Randy Moss (2007, 2008 and 2009) and Corey Dillon (2004, 2005, 2006) as the only Patriots with three straight 10-plus touchdown seasons and three 10-plus seasons overall.
- Gronkowski has 34 receiving touchdowns and 35 touchdowns overall (34 receiving and 1 rushing) since 2010. The NFL record for most receiving touchdown in a player's first three NFL seasons is 43 by Randy Moss and the NFL record for most touchdowns overall by a player in his first three NFL seasons is 47 by Barry Sanders (4 receiving and 43 rushing).

CHANDLER JONES

- Chandler Jones has three forced fumbles in 2012. Mike Vrabel had five forced fumbles in 2007, the most by a player in the last 20 years.
- Jones has a team-leading 6.0 sacks. The Patriots rookie record for most sacks in a season is 10.5 by Garin Veris in 1985. The NFL rookie record is 14.5 by Jevon Kearse with Tennessee in 1999.

WES WELKER

- If Wes Welker reaches 100 receptions in 2012, he will become the first player in NFL history with five 100-catch seasons.
- Welker now has 16 10-plus catch seasons and needs two more 10-plus catch games to become the NFL's all-time leader. Jerry Rice is in first place with 17 10-reception games, followed by Marvin Harrison (16) and Welker (16).
- Welker (15) needs one more game with 10 receptions and 100 receiving yards to break a tie with Jerry Rice (15) for the most in NFL history.

PATRIOTS NAME 2012 TEAM CAPTAINS

The Patriots team captains are the same six who served as captains in 2011. The Patriots' 2012 captains were elected by their teammates. Quarterback Tom Brady and G Logan Mankins are the offensive captains. Nose tackle Vince Wilfork, LB Jerod Mayo and CB Devin McCourty are the defensive captains. Wide receiver Matthew Slater is the special teams captain. Brady has been chosen as a captain for the 11th straight season. Wilfork is a captain for the fifth straight season, while Mayo, is in his fourth season serving as a captain. Mankins, McCourty and Slater are captains for a second time.

TOP OFFENSE IN 2012

The Patriots offense is ranked first in the NFL in 2012 with 440.1 yards per game. The Patriots offense has finished in the top 10 five straight seasons. Since the 1970 merger, the Patriots offense has finished in the top 10 a total of 16 times, including seven times under Bill Belichick.

| Year | Rank |
|------|-----------|
| 2011 | 2 (428.0) |
| 2010 | 8 (363.8) |
| 2009 | 3 (397.3) |
| 2008 | 5 (365.4) |
| 2007 | 1 (411.3) |

PATRIOTS SCORE TOUCHDOWNS IN 2012

The Patriots first in the NFL in 2012 with 30 touchdowns. The Patriots are on pace to finish with 60 total touchdowns, which would be fourth in team history to the 75 scored in 2007, the 65 scored in 2010 and the 61 in 2011.

MOST TOUCHDOWNS IN A SEASON / PATRIOTS

| |
|---------------------|
| 75 in 2007 |
| 65 in 2010 |
| 61 in 2011 |
| 52 in 1961 and 1980 |

2012 PATRIOTS LEAD THE NFL WITH 165 POINTS

The Patriots are first in the NFL with 262 points in 2012 and are on pace for 524 points, which would be second in team history. Last season, the Patriots became the third team to ever have at least five straight 400-point seasons. Indianapolis had five straight (2003-07) and San Diego has a current streak of eight straight 400 point seasons (2004-11).

MOST POINTS SCORED IN A SEASON BY THE PATRIOTS

| |
|-------------|
| 589 in 2007 |
| 518 in 2010 |
| 513 in 2011 |
| 441 in 1980 |

PATRIOTS ON POINT IN 2012

The Patriots are first in the NFL with an average of 32.8 points per game so far in 2012. If they keep that pace it would be second in team history.

HIGHEST AVG. POINTS PER GAME BY THE PATRIOTS

| |
|--------------|
| 36.8 in 2007 |
| 32.4 in 2010 |
| 32.1 in 2011 |
| 29.5 in 1961 |

PATRIOTS SET FRANCHISE RECORD FOR MOST TOTAL NET YARDS IN 2011; ARE ON PACE TO BREAK THAT RECORD IN 2012

The Patriots have 3,526 net yards through the first eight games in 2012 and are on pace to finish with 7,052. The Patriots finished the 2011 season with 6,848 total net yards, setting a new franchise record for most total net yards in a season. That total is fourth all-time in NFL history.

MOST TOTAL NET YARDS/SEASON PATRIOTS

| |
|---------------|
| 6,848 in 2011 |
| 6,580 in 2007 |
| 6,357 in 2009 |

MOST TOTAL NET YARDS/ NFL

| | |
|-------|---------------------|
| 7,474 | New Orleans in 2011 |
| 7,075 | St. Louis in 2000 |
| 6,936 | Miami in 1984 |
| 6,848 | Patriots in 2011 |



PATRIOTS 2012 TEAM NOTES

PATRIOTS DEFENSE HOLDS TENNESSEE TO JUST 20 YARDS RUSHING IN 2012 OPENER

The Patriots defense held the Titans to just 20 yards rushing on 16 attempts for a 1.3-yard average in the 2012 season opener. The 20 yards rushing allowed are the fifth-lowest total in Patriots history and the lowest total since holding Buffalo to 14 yards rushing on Dec. 11, 2005 in Buffalo.

FEWEST YARDS ALLOWED RUSHING IN A GAME

2 at San Diego, Dec. 17, 2005
14 at Buffalo, Dec. 11, 2005
14 vs. Kansas City, Oct. 11, 1998
19 vs. Houston, Nov. 1, 1963.
20 at Tennessee, Sept. 9, 2012
20 vs. Seattle, Dec. 4, 1988

PATRIOTS HAD TWO RUNNING BACKS REACH 100 YARDS RUSHING AT BUFFALO IN 2012

Rookie RB Brandon Bolden (137) and RB Stevan Ridley (106) both rushed for over 100 yards at Buffalo on Sept. 30. It is the first time the Patriots had two 100-yard rushers in the same game since Nov. 23, 1980 at Baltimore Colts when Don Calhoun (106) and Vagas Ferguson (100) each had 100 yards rushing.

2012 PATRIOTS HAVE FIRST BACK-TO-BACK 200 YARD RUSHING GAMES SINCE 1978

The Patriots had more than 200 rushing yards in back-to-back games for the first time since 1978. Vs. Denver (10/7), New England finished the game with a total of 251 rushing yards on 54 carries. The previous week at Buffalo (9/30), New England had a total of 247 rushing yards. The last time New England had 200-plus rushing yards in consecutive games was when it followed a 213-yard performance on Dec. 3, 1978 at Dallas with a 249-yard effort against Buffalo on Dec. 10, 1978. It is the 69th time in franchise history that they have rushed for 200 yards in a game. It is the most rushing yards in a game since gaining 277 at Oakland on Dec. 14, 2008.

SECOND TIME IN NFL HISTORY A TEAM HAS TWO 100-YARD RUSHERS, TWO 100-YARD RECEIVERS AND A 300-YARD PASSER

The Patriots had two 100-yard rushers (Brandon Bolden 137 and Stevan Ridley 106), two 100-yard receivers (Wes Welker 129 and Rob Gronkowski 104) and a 300-yard passer (Tom Brady 340) in the win at Buffalo (9/30) for the first time in team history. It is the second time in NFL history that feat has been accomplished. Green Bay was the first team to do so on Dec. 28, 2008 in a win vs. Detroit when Ryan Grant (106) and DeShawn Wynn (106) rushed for over 100 yards, Donald Driver (111) and Greg Jennings (101) went over 100 yards receiving and Aaron Rodgers (308) passed for over 300 yards.

PATRIOTS TIED A TEAM RECORD WITH FOUR RUSHING TOUCHDOWNS AT BUFFALO

The Patriots tied a team record with four rushing touchdowns in the win at Buffalo (9/30). It is the seventh time and the first time since Oct. 16, 1983 vs. San Diego that the Patriots scored on four rushing touchdowns in a game.

PATRIOTS OFFENSE GAINS 580 YARDS AT BUFFALO IN 2012

The Patriots chalked up 580 yards in total offense at Buffalo (9/30), the fourth most in team history. It is the 14th time in team history that the Patriots have recorded at least 500 total yards on offense. It is the ninth time under Bill Belichick that the Patriots have accomplished the feat.

MOST TOTAL NET YARDS/GAME

622 at Miami, Sept. 12, 2011
619 vs. Tennessee, Oct. 18, 2009
597 vs. N.Y. Jets, Sept. 9, 1979
580 at Buffalo, Sept. 30, 2012.

PATRIOTS SET TEAM RECORD WITH 35 FIRST DOWNS IN THE WIN VS. DENVER

The Patriots gained a total of 35 first downs vs. Denver (10/7), marking the highest total in franchise history. New England had 18 first downs rushing, 16 first downs passing, and one first down by penalty. The previous team record for most first downs in a game was 34, achieved against the Washington on Oct. 28, 2007.

PATRIOTS ARE FIRST TEAM SINCE THE NFL MERGER TO REGISTER THREE STRAIGHT GAMES WITH 30 OR MORE FIRST DOWNS

The Patriots are the first team since the 1970 AFL-NFL merger to have recorded 30 or more first downs in three straight games with 33 at Baltimore (9/23), 33 at Buffalo (9/30) and a team-record of 35 vs. Denver (10/7).

2012 PATRIOTS OFFENSE ON PACE TO SET THE NFL RECORD FOR MOST FIRST DOWNS IN A SEASON

The Patriots have 232 first downs through eight games this season, giving them an average of 29 per game and a pace to finish the year with 464, which would smash the NFL record of 416 total first downs by New Orleans in 2011.

NFL RECORD FOR MOST FIRST DOWNS IN A SEASON

416 New Orleans in 2011
399 New England in 2011
398 Kansas City in 2004

PATRIOTS SCORE 45 SECOND HALF POINTS TO TIE A TEAM RECORD FOR MOST POINTS IN A HALF

The Patriots scored 45 points in the second half at Buffalo (9/3), including 31 points in the fourth quarter. It is tied for the highest total in a half in franchise history. The Patriots scored 45 first half points vs. Tennessee on Oct. 18, 2009 in a 59-0 win. The 31 fourth quarter points are the most in a quarter since scoring 35 second quarter points in the Titans game. In addition, the 45 points are the most by a team that trailed after halftime since the Giants had a 48 point second half vs. Baltimore on Nov. 19, 1950.

MOST POINTS/SECOND HALF

49 Chicago Bears vs. Philadelphia, Nov. 30, 1941
48 Chicago Cardinals vs. Baltimore, Oct. 2, 1950
48 N.Y. Giants vs. Baltimore, Nov. 19, 1950
45 Patriots at Buffalo, Sept. 30, 2012
45 Cincinnati vs. Houston, Dec. 17, 1972

MOST POINTS IN A HALF OVERALL

49 Green Bay vs. Tampa Bay, Oct. 2, 1983
49 Chicago Bears vs. Philadelphia, Nov. 30, 1941
48 Buffalo vs. Miami, Sept. 18, 1966
48 Chicago Cardinals vs. Baltimore, Oct. 2, 1950
48 N.Y. Giants vs. Baltimore, Nov. 19, 1950
45 Patriots at Buffalo, Sept. 30, 2012
45 Philadelphia vs. Washington, Nov. 15, 2010
45 Patriots vs. Tennessee, Oct. 18, 2009
45 Seattle vs. Minnesota, Sept 29, 2002
45 Houston vs. Cleveland, Dec. 9, 1990
45 Indianapolis vs. Denver, Oct. 31, 1988
45 Cincinnati vs. Houston, Dec. 17, 1972
45 Green Bay vs. Cleveland, Nov. 12, 1967

PATRIOTS SET NFL RECORD FOR MOST CONSECUTIVE GAMES WITH 350 OR MORE YARDS

The Patriots gained 473 yards in the win against St. Louis (10/28) and have now gained at least 350 total yards in 17 consecutive games to set an NFL record. The Patriots entered the game tied with the St. Louis Rams of 1999-2000 for the longest such streak in NFL history.

Team Years Consecutive 350-Yard Games

| Team | Years | Consecutive 350-Yard Games |
|-----------------|---------------------|----------------------------|
| Patriots | 2011-present | 17 |
| St. Louis | 1999-2000 | 16 |
| San Diego | 1982-1983 | 14 |
| San Diego | 1981-1982 | 13 |
| Indianapolis | 2008-2009 | 13 |



INSIDE THE NUMBERS

BY THE NUMBERS

3

The Patriots have lost three games in 2012 by two points or fewer. They are the first team to lose three games by two points or less in the first six games since the 1960 Dallas Texans.

3

Rookie DE Chandler Jones has forced three fumbles on sacks so far in 2012.

3

The number of interceptions in 2012 by rookie S Tavon Wilson to match the total he had during his college career at Illinois.

6

The number of sacks by rookie DE Chandler Jones in the first eight games of the season. The Patriots rookie record for most sacks in a season is 10.5 by Garin Veris in 1985.

10

The number of 20-yard runs by RB Stevan Ridley. Since 2000, Corey Dillon and Antowain Smith are tied with 13 runs of 20 or more, followed by Laurence Maroney (11), Kevin Faulk (10) and Ridley (10).

9

The number of times that Wes Welker has reached 100 yards receiving in a half (6 in the first half and 3 in the second).

8.6

The average of rookie Brandon Bolden on 16 carries for 137 yards at Buffalo (9/30), tied for the third highest among Patriots players with at least 15 carries in a game.

17

The Patriots extended their streak to 17 consecutive games with at least 350 total yards to set the NFL record.

20

The number of rushing yards the Patriots defense held Tennessee to in the 2012 season opener – tied for fifth-lowest total in team history.

35

The number of first downs by the Patriots vs. Denver (10/7) to set a franchise record and make the Patriots the first team since the 1970 merger to have three straight games with 30 or more first downs.

60

The number of receptions by Wes Welker so far in 2012, putting him on pace for 120 receptions. He would become the first player in NFL history with five 100-catch seasons.

145

The loss to Baltimore (9/23) ended the Patriots run of 145 consecutive games at .500 or better, the longest such streak in NFL history. Dallas had the second longest streak ever with 115 games at .500 or better (1965-1974).

157

The number of games the Patriots have gone without suffering a three-game losing streak, the longest in the NFL. Atlanta is second with 72 straight games.

716

The number of rushing yards through the first eight games by Stevan Ridley, putting him on pace to finish the year with 1,432 yards and become the 12th Patriots player to reach 1,000 yards.

TOM BRADY BY THE NUMBERS

1

Tom Brady became the first player to follow a 500-yard performance with a 400-yard performance after Brady had back-to-back games with 517 yards and 423 yards to start 2011.

4

The number of seasons that Brady has reached 4,000 passing yards. His four 4,000-yard seasons are tied with Warren Moon and Philip Rivers for the fifth most in NFL history.

6

Brady became the sixth NFL quarterback in NFL history to have 30 or more touchdowns passes in at least three seasons.

TOM BRADY BY THE NUMBERS (continued)

13

Tom Brady is one of 13 quarterbacks in NFL history to throw for 500 or more yards after he passed for 517 in the 2011 opener at Miami.

22

The number of times Tom Brady has earned AFC Offensive Player of the Week honors to tie Peyton Manning (22) for the most Player of the Week awards earned by a player since the accolade was instituted in 1984.

33

The number of times that Brady has thrown for at least three touchdowns with no interceptions, third in NFL history behind Peyton Manning (37) and Brett Favre (36).

40

The number of consecutive games that Brady has thrown at least one touchdown pass, third best behind 50 by Drew Brees and 47 by Johnny Unitas.

50

The number of regular season 300-yard passing games by Tom Brady, a team record.

100

The number of times that Brady has thrown two or more touchdowns in a game. The Patriots are 84-16 when he throws for two or more touchdowns.

5,235

The number of passing yards by Brady in 2011, the second most in a season in NFL history.

THE KRAFT ERA

3

The number of Super Bowl championships the Patriots have won since Robert Kraft purchased the team in 1994. That mark is the highest total in the NFL over that span. Only Denver (2; 1997 and 1998), Pittsburgh (2; 2005 and 2008) and the NY Giants (2; 2007 and 2011) have won multiple Super Bowl titles since 1994.

6

The number of conference championships the Patriots have won since Robert Kraft purchased the team in 1994. That mark is the highest total in the NFL over that span. Pittsburgh is second with four conference titles since 1994.

11

The number of division championships won by the Patriots since Kraft purchased the team in 1994.

13

The number of playoff seasons earned by the Patriots in the 18 seasons since Robert Kraft purchased the team.

19

The number of playoff games the Patriots have won since Robert Kraft purchased the team in 1994. That mark is the highest total in the NFL over that span. Pittsburgh ranks second with 17 playoff wins over that span.

29

The number of playoff games the Patriots have appeared in since 1994, the most in the NFL. Pittsburgh has the second most with 27.

198

The number of consecutive home games that have been sold out, including playoff and postseason games dating back to the 1994 season opener.

THE BELICHICK ERA

4

Bill Belichick is one of just four coaches to win three championships since the Super Bowl era began. Belichick joins three members of the Pro Football Hall of Fame in the exclusive club (Chuck Noll 4, Joe Gibbs 3 and Bill Walsh 3). Belichick is the only coach to win three Super Bowls in the post-1993 salary cap era and the only one to ever win three in four years.

197

Bill Belichick has 197 career victories as a head coach, including playoff games for 8th place all-time.



BILL BELICHICK NEWS & NOTES

THE HEAD COACH

18th season as head coach • 38th NFL season

Overall Record: 197-107 (.648)

Regular Season: 180-100 (.643)

Postseason: 17-7 (.708)

With Patriots overall: 160-62 (.721)

Super Bowl Titles: 5 (86, 90, 01, 03, 04)

Conf. Titles: 8 (86, 90, 96, 01, 03, 04, 07, 11)

Division Titles: 16 (75, 78, 86, 89, 90, 96, 98, 01, 03, 04, 05, 06, 07, 09, 10, 11)



Bill Belichick is the only head coach in NFL history to win three Super Bowl titles in a four-year span. He has won more regular season games (123) and more games overall (136) during a 10-year stretch (2002-2011) than any other coach in NFL History. In the 2007 season, Belichick led the Patriots to the fourth undefeated and untied regular season and the first since the NFL established a 16-game schedule in 1978.

BELICHICK LEADS TEAM TO 11TH STRAIGHT WINNING RECORD

Bill Belichick has led the Patriots to a winning record for 11 consecutive seasons (2001-2011). The only other NFL coach to have at least 10 consecutive winning seasons with one team since the 1970 merger was Tom Landry, who led the Dallas Cowboys to 16 consecutive winning seasons (1970-1985).

BELICHICK BECOMES FIRST COACH WITH NINE STRAIGHT SEASONS OF 10 WINS

Bill Belichick is the first coach in NFL history with nine straight seasons with at least 10 victories after guiding the Patriots to nine 10-plus seasons from 2003 through 2011.

BELICHICK FIRST IN NFL HISTORY WITH 13-PLUS WINS IN FIVE DIFFERENT SEASONS

Bill Belichick is the first head coach in NFL history with 13 or more wins in five different seasons.

| | |
|------|------|
| 2003 | 14-2 |
| 2004 | 14-2 |
| 2007 | 16-0 |
| 2010 | 14-2 |
| 2011 | 13-3 |

BELICHICK THREE WINS AWAY FROM 200

Bill Belichick needs three more wins to become the eighth NFL coach with 200 career victories. He is currently in eighth place. Dan Reeves is in seventh place with 201 career wins.

MOST WINS NFL COACHES

| Head Coach | Team(s) | Years of service | Record |
|--------------------------|-------------------|------------------|------------------|
| 1. Don Shula | BAL, MIA | 33 | 347-173-6 |
| 2. George Halas | Chicago | 40 | 324-151-31 |
| 3. Tom Landry | Dallas | 29 | 270-178-6 |
| 4. Curly Lambeau | GB, Cards, WAS | 33 | 229-134-22 |
| 5. Chuck Noll | Pittsburgh | 23 | 209-156-1 |
| 6. M. Schottenheimer | CLE, KC, WAS, SD | 21 | 205-139-1 |
| 7. Dan Reeves | DEN, NYG, ATL | 23 | 201-174-2 |
| 8. Bill Belichick | CLE, NE | 18 | 197-107-0 |
| 9. Chuck Knox | LAR, BUF, SEA | 22 | 193-158-1 |
| 10. Bill Parcells | NYG, NE, NYJ, DAL | 19 | 183-138-1 |
| 11. Mike Holmgren | GB, SEA | 17 | 174-122-0 |
| 12. Joe Gibbs | Washington | 16 | 171-101-0 |
| 13. Paul Brown | CLE, CIN | 21 | 170-108-6 |

ELITE COMPANY

Bill Belichick is one of nine NFL head coaches to win three or more championships since the league began postseason play in 1933, but the only one to win three in four years. Belichick joined an exclusive club in which each of the eight other members has been enshrined in the Pro Football Hall of Fame.

HEAD COACHES WITH THREE OR MORE NFL TITLES (Listed alphabetically)

| Head Coach | Championship Team(s) |
|-----------------------|---|
| Bill Belichick | Patriots (SB XXXVI, XXXVIII, XXXIX) |
| Paul Brown | Cleveland Browns (1950, 54, 55) |
| Weeb Ewbank | Baltimore Colts, New York Jets (1958, 59 SB III) |
| Joe Gibbs | Washington Redskins (SB XVII, XXII, XXVI) |
| George Halas | Chicago Bears (1921, 33, 40, 41, 46, 63) |
| Curly Lambeau | Green Bay Packers (1929, 30, 31, 36, 39, 44) |
| Vince Lombardi | Green Bay Packers (1961, 62, 65, SB I, II) |
| Chuck Noll | Pittsburgh Steelers (Super Bowl IX, X, XIII, XIV) |
| Bill Walsh | San Francisco 49ers (Super Bowl XVI, XIX, XXIII) |

BELICHICK'S PATRIOTS RENAISSANCE

Once Head Coach Bill Belichick implemented his coaching design on the Patriots, his approach has given him the best record of any NFL head coach who has coached over 40 games since 2001 (including the postseason).

NFL COACHES' RECORDS SINCE 2001

| Coach | Team | W | L | T | Pct. |
|-----------------------|-----------|------------|-----------|----------|-------------|
| Bill Belichick | NE | 155 | 51 | 0 | .752 |
| Tony Dungy | TB/IND | 101 | 41 | 0 | .711 |
| Mike Smith | ATL | 50 | 24 | 0 | .676 |
| John Harbaugh | BAL | 54 | 26 | 0 | .675 |
| Mike Tomlin | PIT | 64 | 31 | 0 | .673 |

AMONG THE GREATS

Bill Belichick has recorded 197 career wins, which ranks 8th all-time in NFL history. Belichick owns a career winning percentage of .648, which is third all-time, behind George Halas (.682) and Don Shula (.667).

TOP WINNING PERCENTAGE AMONG HEAD COACHES WITH AT LEAST 160 WINS (INCL. POSTSEASON)

| Head Coach | Team(s) | Years | W | L | T | Pct. |
|-----------------------|---------------|------------------------------|------------|------------|----------|-------------|
| George Halas | CHI | 1920-29, 33-41, 46-55, 58-67 | 324 | 151 | 31 | .682 |
| Don Shula | BAL/MIA | 1963-95 | 347 | 173 | 6 | .667 |
| Bill Belichick | CLE/NE | 1991-95, 00-12 | 197 | 107 | 0 | .648 |
| Curly Lambeau | GB/CHI/WAS | 1921-53 | 229 | 134 | 22 | .630 |

NOTE: Winning percentage calculated using current NFL rules, counting a tie as a half-win, half-loss.

SUPER SUCCESS

Bill Belichick is one of just four head coaches to win three Super Bowl championships. Belichick is the only coach to win three Super Bowls in the post-1993 salary cap era.

MOST SUPER BOWL VICTORIES

| Head Coach | Team | Titles | Seasons |
|-----------------------|-----------|----------|-------------------------|
| Chuck Noll | PIT | 4 | 1974, 1975, 1978, 1979 |
| Bill Belichick | NE | 3 | 2001, 2003, 2004 |
| Joe Gibbs | WAS | 3 | 1982, 1987, 1991 |
| Bill Walsh | SF | 3 | 1981, 1984, 1988 |

NOTE: Sorted by most recent championship. Super Bowls have determined NFL champion since 1966.

PLAYOFF SUCCESS

MOST PLAYOFF WINS BY AN NFL HEAD COACH

| Coach | Team(s) | Wins |
|-----------------------|--|-----------|
| Tom Landry |Dallas Cowboys | 20 |
| Don Shula |Baltimore Colts, Miami Dolphins | 19 |
| Bill Belichick |Cleveland Browns, New England Patriots | 17 |
| Joe Gibbs |Washington Redskins | 17 |
| Chuck Noll |Pittsburgh Steelers | 16 |

POSTSEASON PROWESS

BEST POSTSEASON RECORDS IN NFL HISTORY (minimum of 10 games)

| Head Coach | Team(s) | W | L | Pct. |
|-----------------------|---------------|-----------|----------|-------------|
| Vince Lombardi | GB/WAS | 9 | 1 | .900 |
| Tom Flores | Oakland | 8 | 3 | .727 |
| Bill Walsh | San Francisco | 10 | 4 | .714 |
| Bill Belichick | CLE/NE | 17 | 7 | .708 |
| Joe Gibbs | Washington | 17 | 7 | .708 |

BELICHICK IS GOOD IN DECEMBER

Bill Belichick is 43-7 (.860) in December with New England, the best record in December among head coaches with one team in NFL history (min. 25 games). George Seifert is second (27-6, .818).

BELICHICK NAMED COACH OF THE YEAR 3 TIMES

The Associated Press named Bill Belichick the NFL's Coach of the Year for 2010. It was the third time that Belichick earned the honor. He was also named Coach of the Year following the 2003 and 2007 seasons. Belichick joins Don Shula (4-time winner) and Chuck Knox as the only three-time winners.

BELICHICK FIRST WITH 14 WINS IN FOUR SEASONS

Bill Belichick guided the Patriots to an NFL-best 14-2 record in 2010. Belichick is the first head coach ever to win at least 14 regular-season games in four separate seasons. Only four other coaches — San Francisco's George Seifert (3), Washington's Joe Gibbs (2), Chicago's Mike Ditka (2) and Miami's Don Shula (2) — have more than one 14-win season.



TOM BRADY NEWS & NOTES

RECORDING SUCCESS

Tom Brady has quarterbacked the Patriots to victories in 129 of his 167 career regular-season starts, compiling a .772 winning percentage and giving him the best record of any quarterback in the Super Bowl era (since 1966). Brady reached 125 career wins in the fewest starts among quarterbacks in NFL history.



TOP WINNING PERCENTAGES IN SUPER BOWL ERA (Since 1966, Minimum 50 Starts, Regular Season Only)

| Player | Team(s) | Years | W | L | T | Pct. |
|------------------|-----------|----------------|------------|-----------|----------|-------------|
| Tom Brady | NE | 2000-12 | 129 | 38 | 0 | .772 |
| Roger Staubach | DAL | 1969-79 | 85 | 29 | 0 | .746 |
| Joe Montana | SF/KC | 1979-94 | 117 | 47 | 0 | .713 |

ACTIVE QUARTERBACKS WINNING PERCENTAGE

Minimum 32 Starts (two full seasons), Regular Season Only

| Quarterback | Team(s) | W | L | T | Pct. |
|--------------------|-----------|------------|-----------|----------|-------------|
| Tom Brady | NE | 129 | 38 | 0 | .772 |
| Matt Ryan | ATL | 50 | 19 | 0 | .725 |
| Ben Roethlisberger | PIT | 84 | 36 | 0 | .700 |
| Joe Flacco | BAL | 49 | 22 | 0 | .690 |
| Peyton Manning | IND/DEN | 145 | 70 | 0 | .674 |
| Aaron Rodgers | GB | 46 | 24 | 0 | .657 |
| Philip Rivers | SD | 66 | 37 | 0 | .640 |

MOST CAREER WINS AS A STARTER

(Regular season only) Bold Indicates active players

| Rk | Name | W | L | T | Pct. |
|-----|-----------------------|------------|-----------|----------|-------------|
| 1. | Brett Favre | 186 | 112 | 0 | .624 |
| 2. | John Elway | 148 | 82 | 1 | .643 |
| 3. | Dan Marino | 147 | 93 | 0 | .613 |
| 4. | Peyton Manning | 145 | 70 | 0 | .674 |
| 5. | Tom Brady | 129 | 38 | 0 | .772 |
| 6. | Fran Tarkenton | 124 | 109 | 6 | .531 |
| 7. | Johnny Unitas | 119 | 64 | 4 | .647 |
| 8. | Joe Montana | 117 | 47 | 0 | .713 |
| 9. | Terry Bradshaw | 107 | 51 | 0 | .677 |
| 10. | Warren Moon | 102 | 101 | 0 | .510 |

BRADY IS ONE OF FIVE TO AVERAGE AT LEAST 250 YARDS PER GAME

Brady is one of five NFL quarterbacks to average 250 or more yards per game.

NFL RECORD FOR MOST PASSING YARDS PER GAME

| Player | Team | Yards/Game |
|------------------|-----------------|--------------|
| Drew Brees | SD/NO | 267.4 |
| Peyton Manning | IND/DEN | 264.8 |
| Kurt Warner | STL/ARI | 260.8 |
| Dan Marino | Miami | 253.6 |
| Tom Brady | Patriots | 250.8 |

BRADY REACHES 5,000 YARDS IN 2011

Brady set a franchise record with 5,235 passing yards in 2011 and joined Drew Brees (5,476 in 2011 and 5,069 in 2008), Dan Marino (5,084 in 1984) and Matthew Stafford (5,038 in 2011) as the only players in NFL history to reach 5,000 passing yards in a single season. Brady is on pace for 4,816 yards this season after averaging 301 yards per game so far in 2012.

Most Passing Yards in a season

| | |
|--------------|------------------------------------|
| 5,476 | Drew Brees, New Orleans in 2011 |
| 5,235 | Tom Brady, Patriots in 2011 |
| 5,084 | Dan Marino, Miami in 1984 |
| 5,069 | Drew Brees, New Orleans in 2008 |
| 5,038 | Matthew Stafford, Detroit in 2011 |

NFL RECORD FOR MOST PASSING YARDS PER GAME/SEASON

| Player | Team | Year | Yards/Game |
|------------------|-----------------|-------------|--------------|
| Drew Brees | New Orleans | 2011 | 342.3 |
| Tom Brady | Patriots | 2011 | 327.2 |

BRADY BECOMES SECOND PLAYER WITH TWO OR MORE SEASONS OF 39-PLUS TDS

Brady finished the 2011 season with 39 touchdown passes, marking the second highest total of his career, trailing the NFL-record of 50 he had in 2007. Brady joins Dan Marino as the only players in NFL history with at least two different seasons with 39 or more touchdown passes. He is on pace for 32 touchdowns in 2012.

BRADY BECOMES SECOND PLAYER WITH TWO OR MORE SEASONS OF 39-PLUS TDS (continued)

The Players with the Most Touchdown Passes in a single season in NFL history

| Player | Team | Season | TDs |
|------------------|-----------------|-------------|-----------|
| Tom Brady | Patriots | 2007 | 50 |
| Peyton Manning | Indianapolis | 2004 | 49 |
| Dan Marino | Miami | 1984 | 48 |
| Drew Brees | New Orleans | 2011 | 46 |
| Aaron Rodgers | Green Bay | 2011 | 45 |
| Dan Marino | Miami | 1986 | 44 |
| Matthew Stafford | Detroit | 2011 | 41 |
| Kurt Warner | St. Louis | 1999 | 41 |
| Tom Brady | Patriots | 2011 | 39 |
| Daunte Culpepper | Minnesota | 2004 | 39 |
| Brett Favre | Green Bay | 1996 | 39 |

BRADY TIED NFL MARK WITH 13 STRAIGHT GAMES WITH TWO OR MORE TOUCHDOWNS

Brady threw for one touchdown against the Jets (10/9/11), snapping his streak of 13 straight games with two or more touchdown passes. Brady's streak of 13 straight games with two or more touchdowns is tied with Peyton Manning's 2004 total and Aaron Rodgers' 2011 total for the longest such streak in NFL history.

BRADY HAS 17 CAREER 4-TD GAMES TO TIE JOHNNY UNITAS

Brady's has thrown four or more touchdowns in a game 17 times with 13 four-touchdown games, two five-touchdown games and two six-touchdown games.

Most Games with 4+ Touchdown Passes

| PLAYER | 4+ TD Games |
|---------------------|-------------|
| 1. Brett Favre | 23 |
| 2. Peyton Manning | 22 |
| 3. Dan Marino | 21 |
| 4. Drew Brees | 18 |
| 5. Tom Brady | 17 |
| 5. Johnny Unitas | 17 |

CONSECUTIVE GAMES WITH AT LEAST ONE TOUCHDOWN PASS CONTINUES FOR BRADY

Brady has now thrown at least one touchdown pass in 40 straight regular season games to extend a team mark. Brady's 40 straight games are third all-time, behind Drew Brees (50-current) and Johnny Unitas (47).

Most Consecutive Games, Touchdown Passes

| Player | Games |
|---------------------------------|-----------|
| Drew Brees (2009-current) | 50 |
| Johnny Unitas (1956-60) | 47 |
| Tom Brady (2010-current) | 40 |
| Brett Favre (2002-04) | 36 |
| Dan Marino (1985-87) | 30 |

BRADY GOES OVER 300 YARDS FOR THE 50th TIME IN HIS CAREER

Brady had his 50th NFL game with 300 or more yards passing at St. Louis (10/28/12) and ranks third among active NFL quarterbacks, behind NFL-leader Peyton Manning (68) and Drew Brees (62). The Patriots are 41-9 when Brady throws for 300 or more yards.

NFL QUARTERBACK 300-YARD GAMES (*ACTIVE)

| Player | 300-Yard Games |
|-------------------|----------------|
| Peyton Manning* | 68 |
| Dan Marino | 63 |
| Brett Favre | 62 |
| Drew Brees* | 62 |
| Kurt Warner | 52 |
| Dan Fouts | 51 |
| Tom Brady* | 50 |
| Warren Moon | 49 |
| Joe Montana | 39 |

Brady had a career-best 11 300-yard games in the 2011 season, which is the second most 300-yard games in a single season. The NFL record for most 300-yard games in a season was set by Drew Brees in 2011 with 13 300-yard games.



TOM BRADY NEWS & NOTES

MOST CAREER TOUCHDOWN PASSES

MOST TOUCHDOWNS CAREER

(regular season only) Bold Indicates active players

| Rank | Name | Touchdowns |
|------|-----------------------|------------|
| 1. | Brett Favre | 508 |
| 2. | Dan Marino | 420 |
| 3. | Peyton Manning | 416 |
| 4. | Fran Tarkenton | 342 |
| 5. | Tom Brady | 316 |
| 6. | Drew Brees | 301 |
| 7. | John Elway | 300 |
| 8. | Warren Moon | 291 |
| 9. | Johnny Unitas | 290 |
| 10. | Vinny Testaverde | 275 |

TOM BRADY'S RECORD AS A STARTER

| | Reg. Season | Playoffs | Total |
|----------|---------------|-------------|---------------|
| Overall: | 129-38 | 16-6 | 145-44 |
| Home: | 71-12 | 10-2 | 81-14 |
| Road: | 58-26 | 6-4* | 64-30* |

By Yardage Total

| | | | |
|----------------|-------|------|-------|
| Less than 200: | 29-13 | 3-1 | 32-14 |
| 200-299: | 59-16 | 10-4 | 69-20 |
| 300 or more: | 41-9 | 3-1 | 44-10 |

Other Records

| | | | |
|------------------------|-------|------|--------|
| On Artificial Turf: | 68-10 | 6-4 | 74-14 |
| Temp. Below 40: | 28-3 | 10-2 | 38-5 |
| Thanksgiving or later: | 49-9 | 16-6 | 65-15 |
| Leading at Halftime: | 99-11 | 11-3 | 110-14 |
| Leading after 3 Qtrs: | 106-8 | 10-3 | 116-11 |
| Overtime: | 8-1 | 1-0 | 9-1 |
| Passer rating >100.0: | 75-5 | 7-0 | 82-5 |

*-Includes five Super Bowls at neutral sites

BRADY SET NFL RECORD FOR LONGEST HOME WINNING STREAK

Tom Brady set an NFL record for most consecutive home wins as a starting quarterback with his 26th straight win in a regular-season home start following the 45-3 win against the Jets (12/06/10) and extended his streak to 31 before it ended with a 24-20 loss against the New York Giants (11/6/11).

MOST CONSECUTIVE REGULAR-SEASON HOME GAMES WON AS A STARTING QUARTERBACK:

| Player | Team | Years | Streak |
|--------------------|-----------|----------------|-----------|
| Tom Brady | NE | 2006-11 | 31 |
| Brett Favre | GB | 1995-98 | 25 |
| John Elway | DEN | 1996-98 | 22 |
| Bob Griese | MIA | 1971-74 | 20 |
| Randall Cunningham | PHI | 1990-94 | 20 |

BRADY AT 30 TOUCHDOWNS....AGAIN

Brady is the second NFL player to have at least 35 touchdowns in three different seasons.

QB's with the most 35+ passing touchdowns in NFL history

| Player | 35+TD Pass Seasons |
|-------------|---|
| Tom Brady | 3 (50 in 2007, 36 in 2010 and 39 in 2011) |
| Brett Favre | 3 |

Brady finished 2011 with 39 touchdowns. He became the sixth quarterback in NFL history to have 30 or more touchdown passes in at least three seasons.

MOST SEASONS WITH 30-PLUS TOUCHDOWN PASSES

| | |
|------------------|----------|
| Brett Favre | 9 |
| Peyton Manning | 6 |
| Dan Marino | 4 |
| Drew Brees | 4 |
| Tom Brady | 3 |
| Kurt Warner | 3 |

BRADY REACHES 30 TDS FOR THIRD TIME

Tom Brady (39) reached 30 touchdown passes in 2011. Brady now has three 30-touchdown seasons after throwing for an NFL-leading 36 in 2010 and an NFL-record 50 in 2007. He is one of just 13 NFL players since the 1970 merger to have at least 20 30-touchdown seasons. The only other Patriots quarterback to have a 30-touchdown season was Vito Parilli in 1964 when he led the AFL with 31.

BRADY SETS FRANCHISE RECORD WITH 517 PASSING YARDS

Brady set a franchise record with 517 passing yards in the 2011 season-opener at Miami (9/12). The previous high was 426 yards by Drew Bledsoe vs. Minnesota on Nov. 13, 1994. Brady's previous best was 410 passing yards vs. Kansas City on Sept. 22, 2002. Brady is one of 13 NFL quarterbacks to throw for 500 yards or more. His 517 yards are the sixth highest in NFL history.

| PLAYER | TEAM | 500 YARD GAME |
|-------------------|-----------------|--------------------------|
| Norm Van Brocklin | LA Rams | 554 yards in 1951 |
| Warren Moon | Houston Oilers | 527 yards in 1990 |
| Boomer Esiason | Arizona | 522 yards in 1996 |
| Dan Marino | Miami | 521 yards in 1988 |
| Matthew Stafford | Detroit | 520 yards in 2011 |
| Tom Brady | Patriots | 517 yards in 2011 |

BRADY'S COMEBACKS

Brady has engineered 35 career game-winning performances to lead his team to a victory from a fourth-quarter deficit or tie.

Time Remaining Passing Statistics^

| Date | Opp. | Score | In Reg. | Att | Cmp | Yds | TD | Int | Final |
|----------|--------|-------|---------|-----|-----|-----|----|-----|------------|
| 10/21/12 | NYJ | 23-26 | 1:37 | 9 | 13 | 95 | 0 | 0 | (ot) 29-26 |
| 01/22/12 | BAL* | 16-20 | 15:00 | 6 | 3 | 20 | 0 | 1 | 23-20 |
| 12/24/11 | MIA | 17-17 | 15:00 | 11 | 8 | 120 | 0 | 0 | 27-24 |
| 10/16/11 | DAL | 13-16 | 5:13 | 9 | 11 | 87 | 1 | 0 | 20-16 |
| 12/19/10 | GB | 21-27 | 13:49 | 6 | 5 | 82 | 1 | 0 | 31-27 |
| 10/17/10 | BAL | 10-20 | 14:53 | 24 | 16 | 156 | 1 | 1 | (ot) 23-20 |
| 09/14/09 | BUF | 13-24 | 5:32 | 13 | 11 | 112 | 2 | 0 | 25-24 |
| 12/29/07 | at NYG | 23-28 | 15:00 | 12 | 8 | 130 | 1 | 0 | 38-35 |
| 12/03/07 | at BAL | 17-24 | 14:25 | 17 | 7 | 113 | 1 | 0 | 27-24 |
| 11/25/07 | PHI | 24-28 | 15:00 | 16 | 11 | 109 | 0 | 0 | 31-28 |
| 11/04/07 | at IND | 10-20 | 9:42 | 10 | 8 | 144 | 2 | 0 | 24-20 |
| 01/14/07 | at SD* | 13-21 | 8:35 | 14 | 9 | 122 | 1 | 1 | 24-21 |
| 12/03/06 | DET | 13-21 | 13:07 | 15 | 14 | 101 | 0 | 0 | 28-21 |
| 11/26/06 | CHI | 10-10 | 14:46 | 7 | 6 | 98 | 1 | 0 | 17-13 |
| 11/13/05 | at MIA | 15-16 | 2:53 | 2 | 2 | 76 | 1 | 0 | 23-16 |
| 10/30/05 | BUF | 7-16 | 10:07 | 4 | 4 | 69 | 0 | 0 | 21-16 |
| 10/09/05 | at ATL | 28-28 | 3:52 | 2 | 2 | 17 | 0 | 0 | 31-28 |
| 09/25/05 | at PIT | 10-13 | 14:19 | 12 | 12 | 167 | 0 | 0 | 23-20 |
| 02/06/05 | PHI** | 14-14 | 15:00 | 4 | 2 | 33 | 0 | 0 | 24-21 |
| 10/03/04 | at BUF | 17-17 | 15:00 | 4 | 2 | 8 | 1 | 0 | 31-17 |
| 02/01/04 | CAR** | 29-29 | 1:08 | 5 | 4 | 47 | 0 | 0 | 32-29 |
| 01/10/04 | TEN* | 14-14 | 15:00 | 11 | 6 | 27 | 0 | 0 | 17-14 |
| 11/30/03 | at IND | 31-31 | 10:21 | 6 | 3 | 31 | 1 | 0 | 38-34 |
| 11/23/03 | at HST | 13-20 | 3:11 | 14 | 10 | 133 | 1 | 0 | (ot) 23-20 |
| 11/03/03 | at DEN | 23-26 | 2:51 | 4 | 5 | 58 | 1 | 0 | 30-26 |
| 10/19/03 | at MIA | 13-13 | 15:00 | 10 | 7 | 147 | 1 | 0 | (ot) 19-13 |
| 10/05/03 | TEN | 24-27 | 4:40 | 1 | 1 | 15 | 0 | 0 | 38-30 |
| 12/29/02 | MIA | 13-24 | 4:59 | 13 | 8 | 69 | 1 | 0 | (ot) 27-24 |
| 11/10/02 | at CHI | 19-30 | 5:16 | 14 | 9 | 116 | 2 | 0 | 33-30 |
| 09/22/02 | KC | 38-38 | 0:00 | 5 | 4 | 46 | 0 | 0 | (ot) 41-38 |
| 02/03/02 | STL** | 17-17 | 1:21 | 8 | 5 | 53 | 0 | 0 | 20-17 |
| 01/19/02 | OAK* | 3-13 | 15:00 | 27 | 20 | 138 | 0 | 0 | (ot) 16-13 |
| 12/16/01 | at BUF | 6-9 | 5:57 | 13 | 9 | 116 | 0 | 0 | (ot) 12-9 |
| 12/02/01 | at NYJ | 14-16 | 15:00 | 7 | 6 | 56 | 0 | 0 | 17-16 |
| 10/14/01 | SD | 16-26 | 8:48 | 18 | 13 | 130 | 1 | 0 | (ot) 29-26 |

^Statistics are from the time noted until the end of the game * Divisional Playoffs ** Super Bowl

BRADY IN THE POSTSEASON

NFL ALL-TIME LEADERS / PLAYOFF VICTORIES AS STARTING QUARTERBACK

| Player | Team(s) | Playoff Wins |
|------------------|---------------------|--------------|
| Tom Brady | New England | 16 |
| Joe Montana | S.F./K.C. | 16 |
| Terry Bradshaw | Pittsburgh | 14 |
| John Elway | Denver | 14 |
| Brett Favre | Green Bay/Minnesota | 12 |
| Troy Aikman | Dallas | 11 |
| Roger Staubach | Dallas | 11 |

QB's WITH 3 OR MORE SUPER BOWL VICTORIES

| Quarterback | Team | Wins |
|------------------|-----------|----------|
| Terry Bradshaw | PIT | 4 |
| Joe Montana | SF | 4 |
| Troy Aikman | DAL | 3 |
| Tom Brady | NE | 3 |

PLAYERS WITH MULTIPLE SUPER BOWL MVP AWARDS

| Player | Team | MVPs |
|------------------|-----------|----------|
| Joe Montana | SF | 3 |
| Terry Bradshaw | PIT | 2 |
| Tom Brady | NE | 2 |
| Bart Starr | GB | 2 |
| Eli Manning | NYG | 2 |



TOM BRADY NEWS & NOTES

TOP QB HOME STARTING RECORDS SINCE 1970 MERGER (includes postseason)

| Player | Team(s) | W | L | T | Pct. |
|------------------|-----------|-----------|-----------|----------|-------------|
| Tom Brady | NE | 81 | 14 | 0 | .853 |
| Terry Bradshaw | PIT | 75 | 14 | 0 | .843 |
| John Elway | DEN | 104 | 25 | 0 | .806 |

BRADY HAD THREE STRAIGHT GAMES WITH 30 COMPLETIONS IN 2011

Brady tied an NFL record with three straight games with 30 completions after completing 32 at Miami (9/12), 31 vs. San Diego (9/18) and 30 at Buffalo (9/25). He shares the record with Drew Brees (2011), Steve Young (1995), Rich Gannon (2002), Kurt Warner (2008) and Peyton Manning (2010). The most 30 completion games Brady has had in a season is five in 2007.

WINNINGEST COACH/QB TANDEM

Bill Belichick and Tom Brady have the best winning percentage among a head coach/starting quarterback tandem since the 1970 merger. The tandem's 129 wins are the most wins by any coach-QB tandem since the 1970 AFL-NFL merger.

WINNINGEST COACH/QB TANDEMS SINCE 1970

(Regular Season Only – by winning percentage)

| Quarterback/Head Coach | Team | W | L | T | Pct. |
|---------------------------------|-----------|------------|-----------|----------|-------------|
| Tom Brady/Bill Belichick | NE | 129 | 38 | 0 | .772 |
| Ken Stabler/John Madden | OAK | 60 | 19 | 1 | .756 |
| Jim McMahon/Mike Ditka | CHI | 46 | 15 | 0 | .754 |
| Peyton Manning/Tony Dungy | IND | 73 | 24 | 0 | .753 |

WINNINGEST COACH/QB TANDEMS SINCE 1970

(Regular Season Only – by victories)

| Quarterback/Head Coach | Team | W | L | T | Pct. |
|---------------------------------|-----------|------------|-----------|----------|-------------|
| Tom Brady/Bill Belichick | NE | 129 | 38 | 0 | .772 |
| Dan Marino/Don Shula | MIA | 116 | 68 | 0 | .630 |
| Terry Bradshaw/Chuck Noll | PIT | 107 | 51 | 0 | .601 |

TOM BRADY EARNS 22nd AFC PLAYER OF THE WEEK HONOR; TIED FOR MOST IN NFL HISTORY

Tom Brady was named AFC Offensive Player of the Week by the National Football League for his performance in the Patriots' 45-7 victory over St. Louis (10/28/12). It is the 22nd time in his career, and second of the 2012 season, that Brady has received the AFC Offensive Player of the Week honor. He also earned the award following the Patriots' 52-28 win at Buffalo (9/30/12). Brady is tied with Peyton Manning for the most Player of the Week awards earned by a player since the accolade was instituted in 1984.

THE PLAYERS WITH THE MOST CAREER PLAYER OF THE WEEK AWARDS

| Player | Career | Team | POW Awards |
|------------------|---------------------|------------------------|------------|
| Tom Brady | 2000-present | Patriots | 22 |
| Peyton Manning | 1998-present | Colts/Broncos | 22 |
| Dan Marino | 1983-1999 | Dolphins | 18 |
| Brett Favre | 1991-2010 | Packers, Jets, Vikings | 16 |
| John Elway | 1983-1998 | Broncos | 15 |

BRADY SETS NFL RECORD FOR MOST PASS ATTEMPTS WITHOUT AN INTERCEPTION

Tom Brady extended his streak to 358 consecutive regular season pass attempts without an interception before throwing his first interception since Oct. 17, 2010 in the 2011 opener at Miami game (9/12). Brady eclipsed Bernie Kosar's record of 308 pass attempts on Dec. 26, 2010 at Buffalo.

MOST CONSECUTIVE PASS ATTEMPTS WITHOUT AN INTERCEPTION

| | | |
|------------|-----------------------------|----------------|
| 358 | Tom Brady (Patriots) | 2010-11 |
| 308 | Bernie Kosar (Cleveland) | 1990-91 |
| 294 | Bart Starr (Green Bay) | 1964-65 |
| 279 | Jeff George (IND/ATL) | 1993-94 |
| 277 | Rich Gannon (Oakland) | 2001 |
| 271 | Jason Campbell (Washington) | 2007-08 |

BRADY HAD 11 STRAIGHT STARTS WITHOUT AN INTERCEPTION

Brady finished the 2010 season with 11 straight starts without an interception. That is the most consecutive starts without an interception in the NFL since the 1970 merger. The previous best was nine straight starts by Jason Campbell (2007-08) and Bernie Kosar (1991).

BRADY IS PATRIOTS ALL-TIME LEADING PASSER

PATRIOTS ALL-TIME LEADING PASSERS

| Player | YEARS | ATT | COMP | YARDS |
|------------------|----------------|--------------|--------------|---------------|
| Tom Brady | 2000-12 | 5,641 | 3,606 | 42,387 |
| Drew Bledsoe | 1993-01 | 4,518 | 2,544 | 29,657 |
| Steve Grogan | 1975-90 | 3,593 | 1,879 | 26,886 |

BRADY IS THIRD FOR MOST GAMES WITH 3 TDS AND NO INTERCEPTIONS

| Player | Most Games with 3+ TD Passes and 0 Int. |
|------------------|---|
| Peyton Manning | 37 |
| Brett Favre | 36 |
| Tom Brady | 33 |
| Drew Brees | 24 |
| Dan Marino | 18 |
| Fran Tarkenton | 18 |

BRADY SETS NFL RECORD WITH AT LEAST TWO TOUCHDOWNS AND NO INTERCEPTIONS

Tom Brady set an NFL record by throwing at least two touchdowns without an interception in each of the final nine games of the 2010 season. Brady passed Don Meredith's previous record of six straight games with two or more touchdowns and no interceptions (1965-66).

BRADY REACHES 3,000 YARDS IN 2011 IN JUST NINE GAMES

Brady entered the Jets game on Nov. 13, 2011 with 2,703 yards and added 329 to set the NFL record for most yards through a team's first nine games with 3,032 yards. Brady joins Drew Brees (2011) as the only players to reach 3,000 yards passing in the first nine games of a season.

Most passing yards through a team's first nine games of a season

| Player | Team | Year | Passing Yards |
|------------------|-----------------|-------------|---------------|
| Tom Brady | Patriots | 2011 | 3,032 |
| Drew Brees | Saints | 2011 | 3,004 |
| Phillip Rivers | Chargers | 2010 | 2,944 |
| Rich Gannon | Raiders | 2002 | 2,898 |
| Dan Fouts | Chargers | 1982 | 2,883 |
| Peyton Manning | Colts | 2009 | 2,872 |

BRADY REACHED 4,000 YARDS IN 2011

Brady reached 4,000 yards passing for the fourth time in his career in 2011. Brady had 4,110 yards in 2005, 4,806 in 2007, 4,398 in 2009 and 5,235 in 2011.

All-time 4,000-yard passing seasons

| | |
|----------|------------------|
| 11 | Peyton Manning |
| 6 | Dan Marino |
| 6 | Drew Brees |
| 6 | Brett Favre |
| 4 | Tom Brady |
| 4 | Warren Moon |
| 4 | Philip Rivers |

BRADY HAD 423 YARDS AS A FOLLOW-UP TO HIS 517 YARD PERFORMANCE IN MIAMI IN 2011

In the 2011 season opener in Miami (9/12), Brady threw for 517 yards, becoming one of 11 passers in NFL history to break the 500-yard mark. In Week 2 against San Diego (9/18), Brady became the first of those 11 500-yard passers to follow up his 500-yard performance by throwing for 400 or more yards. Before Brady's performance against the Chargers, only Drew Brees (2006) had followed-up a 500-yard game with 300 or more passing yards.

BRADY TIES NFL RECORD FOR MOST GAMES WITH 300 YARDS, 4 TDS AND 0 INTERCEPTIONS

Tom Brady had his ninth NFL game with 300 yards, four touchdowns and no interceptions against St. Louis (10/28/12) to tie the NFL record with Drew Brees.



PATRIOTS OFFENSIVE NOTES

BRADY THREW AT LEAST ONE TOUCHDOWN PASS IN ALL 16 GAMES IN 2011 FOR THE SECOND STRAIGHT SEASON

Brady had at least one touchdown pass in all 16 games of the 2011 season. Since the NFL went to a 16-game season in 1978, only seven quarterbacks have thrown for at least one touchdown in each game. Tom Brady and Drew Brees are the first to do so in two straight seasons (2010, 2011).

QBS WITH A LEAST ONE TD PASS IN ALL 16 GAMES IN A SEASON

| Tom Brady (New England) | 2010, 2011 |
|------------------------------|------------|
| Drew Brees (New Orleans) | 2010, 2011 |
| Daunte Culpepper (Minnesota) | 2004 |
| Brett Favre (Green Bay) | 2003 |
| Kurt Warner (St. Louis) | 1999 |
| Dan Marino (Miami) | 1984, 1986 |
| Dave Krieg (Seattle) | 1984 |

*16-game schedule was instituted in 1978

BRADY HAD 14 GAMES IN 2011 WITH 2 OR MORE TOUCHDOWNS

Brady had 14 games in 2011 with two or more touchdowns, tying his franchise record for most games with two or more touchdowns in a season. Brady had 14 such games in 2007. The NFL record for most games with two or more touchdown passes in a season is 15 by Dan Marino in 1984. Brady has four games in 2012 with two or more touchdowns.

BRADY HAS THIRD BEST QB RATING IN NFL HISTORY

| Quarterback | Years | Team(s) | Rating |
|------------------|------------------|-----------------|-------------|
| Aaron Rodgers | 2005-2012 | Green Bay | 104.6 |
| Steve Young | 1985-99 | TB/SF | 96.8 |
| Tom Brady | 1998-2012 | Patriots | 96.6 |
| Tony Romo | 2004-2012 | Dallas | 95.4 |

BRADY IS ONE OF SEVEN TO THROW FOR CONSECUTIVE 400 YARD GAMES

Brady is one of just seven NFL quarterbacks to have back-to-back games with 400 or more passing yards.

NFL RECORD FOR MOST CONSECUTIVE GAMES WITH 400 OR MORE YARDS PASSING

2 Tom Brady, 2011

- 2 Cam Newton, Carolina, 2011
- 2 Matt Cassel, New England, 2008
- 2 Billy Volek, Tennessee, 2004
- 2 Phil Simms, N.Y. Giants, 1985
- 2 Dan Marino, Miami, 1984
- 2 Dan Fouts, San Diego, 1982

CLASS OF 2000

Tom Brady was the seventh quarterback selected in the 2000 NFL Draft. The Patriots selected him in the sixth round with the 199th overall pick.

Quarterbacks taken in the 2000 NFL Draft

| Rd | Pick | Player | Taken By |
|----------|------------|-------------------|--------------------|
| 1 | 18 | Chad Pennington | NY Jets |
| 3 | 65 | Giovanni Carmazzi | San Francisco |
| 3 | 75 | Chris Redman | Baltimore |
| 5 | 163 | Tee Martin | Pittsburgh |
| 6 | 168 | Marc Bulger | New Orleans |
| 6 | 183 | Spergon Wynn | Cleveland |
| 6 | 199 | Tom Brady | New England |

BRADY BECOMES THE 14TH PLAYER IN NFL HISTORY WITH 40,000 CAREER YARDS

Tom Brady (42,237 passing yards) entered the game at Tennessee (9/9/12) needing 21 yards to become the 14th player in NFL history with 40,000 career passing yards and reached the feat on a 28-yard pass to TE Rob Gronkowski in the first quarter.

BRADY MOVES INTO THE TOP 10 FOR MOST PASS COMPLETIONS

Tom Brady (3,606 completions) moved past Kerry Collins (3,487) into 10th place on the NFL's all-time list for pass completions on an 11-yard pass to RB Brandon Bolden in the third quarter at Buffalo (9/30/12). Brady entered the game needing 12 completions. Fran Tarkenton is in ninth place with 3,686 career completions.

BRADY MOVES PAST KERRY COLLINS INTO 11TH PLACE ON THE PASSING YARDS LIST

Tom Brady (42,387 passing yards) moved past Kerry Collins (40,922) into 11th place on the NFL's all-time list for passing yards on a 41-yard pass to TE Rob Gronkowski in the first quarter at Buffalo (9/30/12). Dan Fouts is in tenth place and with 43,040 passing yards.

ROOKIE BOLDEN HAS FIRST 100-YARD DAY AND FINISHES WITH AN 8.6-YARD AVERAGE

Rookie RB Brandon Bolden finished with 16 carries for 137 yards and an 8.6-yard average at Buffalo (9/30) with runs of 20 and 27 yards. His 8.6-yard average is tied for the third highest ever in a single game for the Patriots among running backs with at least 15 rushing attempts. He earned the FedEx Ground Player of the Week for his performance.

Highest Rushing Average/Single Game (min. 15 rushing attempts)

| Player | Average |
|-----------------------|---|
| Curtis Martin | 9.6 (17-164 vs. Washington, Oct. 13, 1996) |
| Tony Collins | 9.2 (23-212 vs. N.Y. Jets, Sept. 18, 1983) |
| Brandon Bolden | 8.6 (16-137 at Buffalo, Sept. 30, 2012) |
| Sammy Morris | 8.6 (16-138 vs. Denver, Oct. 20, 2008) |
| Jim Nance | 8.6 (17-146 at Houston, Dec. 11, 1966) |
| Stevan Ridley | 8.5 (15-127 at St. Louis, Oct. 28, 2012) |

FOOTBALL RUNS IN BOLDEN'S FAMILY

Bolden's grandfather, Frank Pitts, played 10 years in the NFL (1965-74), as a receiver for Kansas City, Cleveland and Oakland. He was with Kansas City for two Super Bowls, losing Super Bowl I and winning Super Bowl IV. Said Bolden about his grandfather, "I remember being 6 years old, him popping in a highlight film of Super Bowl I and IV. I've seen that tape at least 500 times."

DEION BRANCH – SUPER BOWL XXXIX MVP

Deion Branch was awarded the Pete Rozelle Trophy as the Most Valuable Player of Super Bowl XXXIX. His 11 receptions in the game tied the Super Bowl record, also achieved by Jerry Rice, Dan Ross and Wes Welker. On the day of Super Bowl XXXIX, Deion called a dozen of his former football coaches to thank them for the support that they gave him throughout his high school, junior college and college careers. Hours after talking to his coaches, he tied the Super Bowl record with 11 receptions and was named MVP of the game. Branch has turned in his biggest performances on the greatest stage in sports, leading all receivers in Super Bowls XXXVIII and XXXIX. He recorded a combined 24 receptions in three games and owns two of the top seven receiving performances in Super Bowl history. His career reception total in the Super Bowl ranks third all-time, trailing only Jerry Rice (33) and Andre Reed (27).

DAN CONNOLLY HAS THE LONGEST KICKOFF RETURN EVER BY AN OFFENSIVE LINEMAN


Dan Connolly was named AFC Special Teams Player of the Week after he returned a kickoff 71 yards to the 4-yard line in the second quarter of the Patriots win vs. Green Bay on Dec. 19, 2010. According to the Elias Sports Bureau, it is the longest kickoff return by an offensive lineman in NFL history. The run by Connolly topped the 48-yard touchdown return by Atlanta's Mal Snyder in 1969. Previously, the longest kickoff return for a Patriots offensive lineman was a 27-yard return by G Stephen Neal on Nov. 30, 2008 vs. Pittsburgh. Connolly's previous best was a 16-yard return vs. Miami on Nov. 8, 2009.



PATRIOTS OFFENSIVE NOTES

JULIAN EDELMAN SETS FRANCHISE RECORD WITH A 94-YARD PUNT RETURN FOR A TOUCHDOWN

WR Julian Edelman set a franchise record with a 94-yard punt return for a touchdown in the second quarter vs. Miami (01/02/11). The Patriots' previous longest punt return was an 89-yard touchdown return by Mike Haynes vs. Buffalo on Nov. 7, 1976. Edelman returned his second career punt for a touchdown vs. Kansas City on Nov. 21, 2011 with a 72-yard return. He is the fourth Patriots player with two or more punt returns for a touchdown. He was named AFC Special Teams Player of the Week for his performance against Kansas City.



Most Punt Return Touchdowns/Patriots Career

| |
|-------------------------|
| 3 Troy Brown |
| 3 Irving Fryar |
| 2 Julian Edelman |
| 2 Mike Haynes |

EDELMAN SETS PATRIOTS RECORD FOR BEST PUNT RETURN AVERAGE IN A SEASON

Edelman set a franchise record for the best punt return average in a single season with a 15.3-yard punt return average in 2010. The previous best was a 14.8 punt return average by Mack Herron in 1974. Edelman led the AFC and finished second in the NFL with a 15.3 punt return average. Chicago's Devin Hester led the NFL with a 17.1-yard average.

Patriots Best Punt Return Average/Season

| Player | Punt Rt Avg. | Year |
|-----------------------|--------------|-------------|
| Julian Edelman | 15.3 | 2010 |
| Mack Herron | 14.8 | 1974 |
| Troy Brown | 14.2 | 2001 |

EDELMAN TIED FOR HIGHEST PUNT RETURN AVERAGE IN TEAM HISTORY

Edelman has returned 64 punts for 759 yards during his Patriots' career and is tied for the franchise lead with a 12.0-yard average.

HIGHEST PUNT RETURN AVERAGE, PATRIOTS CAREER (20 Returns)

| Player | Punt Rt Avg. | Year |
|-----------------------|--------------|------------------------|
| Julian Edelman | 12.0 | 2009-12(64-759) |
| Mack Herron | 12.0 | 1973-75 (74-888) |
| Carl Garrett | 11.3 | 1969-72 (43-487) |
| Wes Welker | 10.8 | 2007-12 (97-1,050) |

EDELMAN GOES FROM STANDOUT QB TO WR

Edelman began his college football career with a year at the College of San Mateo (Calif.) before transferring to Kent State where as a senior he completed 56% of his passes (153 of 275 passes for 1,820 yards) with 13 touchdowns. He was also the leading rusher, gaining 1,551 yards on 215 attempts (an average of 7.5 yards per carry) and scoring 13 touchdowns. His offensive numbers broke Kent State's single-season record for total offense set by Joshua Cribbs in 2003.

EDELMAN GOES ON DEFENSE

Late in the fourth quarter of the Patriots' 37-16 win at the Jets (11/13) last season, Edelman was pressed into service on defense and registered his first NFL tackle when he laid a hard hit on RB LaDainian Tomlinson. He continued to see action on defense throughout the season and finished the year with 14 total tackles.

GRONKOWSKI SETS NFL RECORD FOR RECEIVING YARDS BY A TIGHT END

Rob Gronkowski finished the 2011 season with 1,327 receiving yards, surpassing San Diego's Kellen Winslow's 1980 record of 1,290 receiving yards for most receiving yards in a season by a tight end. New Orleans' Jimmy Graham also broke Winslow's old record, but finished with 1,310 receiving yards, 17 shy of Gronkowski's new record.



GRONKOWSKI SETS NFL RECORD FOR RECEIVING YARDS BY A TIGHT END (continued)

| Player | Yards | Year |
|----------------------------|--------------|-------------|
| Rob Gronkowski | 1,327 | 2011 |
| Jimmy Graham (NO) | 1,310 | 2011 |
| Kellen Winslow (SD) | 1,290 | 1980 |
| Tony Gonzalez (KC) | 1,258 | 2004 |
| Todd Christensen (Raiders) | 1,247 | 1983 |
| Jackie Smith (STL) | 1,205 | 1967 |
| Tony Gonzalez (KC) | 1,203 | 2000 |
| Pete Retzlaff (PHI) | 1,190 | 1965 |
| Ben Coates (NE) | 1,174 | 1994 |

Most Receiving Yards by a Patriots Tight End

| Player | Yards | Year |
|-----------------------|--------------|-------------|
| Rob Gronkowski | 1,327 | 2011 |
| Ben Coates | 1,174 | 1994 |
| Ben Coates | 915 | 1995 |
| Aaron Hernandez | 910 | 2011 |
| Marv Cook | 808 | 1991 |
| Don Hasselbeck | 808 | 1981 |

Most Receptions by a Patriots Tight End

| Player | Rec. | Year |
|-----------------------|-----------|-------------|
| Ben Coates | 96 | 1994 |
| Rob Gronkowski | 90 | 2011 |
| Ben Coates | 84 | 1995 |
| Marv Cook | 82 | 1991 |
| Aaron Hernandez | 79 | 2011 |

GRONKOWSKI SETS NFL MARK FOR TOUCHDOWNS BY A TIGHT END IN A SEASON

Gronkowski set an NFL record for most touchdowns by a tight end with 18 over all touchdowns (17 receiving and 1 rushing). Gronkowski passed the old mark of 13 receiving touchdowns by Vernon Davis (SF in 2009) and Antonio Gates (SD in 2004). In addition to his 17 touchdown receptions, Gronkowski scored on a lateral in the third quarter vs. Indianapolis (12/4/11) on his first career rushing play.

MOST TOTAL TDs BY A TIGHT END IN A SINGLE NFL SEASON

| 18 | Rob Gronkowski | NE | 2011 | (17 pass, 1 rush) |
|----|----------------|----|------|-------------------|
| 13 | Vernon Davis | SF | 2009 | (13 pass) |
| 13 | Antonio Gates | SD | 2004 | (13 pass) |

MOST TD RECEPTIONS BY A TIGHT END IN A SINGLE NFL SEASON

| 17 | Rob Gronkowski | NE | 2011 |
|----|----------------|----|------|
| 13 | Vernon Davis | SF | 2009 |
| 13 | Antonio Gates | SD | 2004 |

GRONKOWSKI SECOND PATRIOTS TIGHT END TO REACH 1,000 YARDS

Gronkowski became the second tight end in New England Patriots history to go over 1,000 receiving yards in 2011. He moved past TE Ben Coates (1,174 yards in 1994) to set the franchise record for most receiving yards by a Patriots tight end with 1,327 yards. He is the seventh tight end in NFL history to reach 1,200 yards. He is

GRONKOWSKI ON PACE FOR BACK-TO-BACK 1,000-YARD SEASON

Gronkowski has 580 receiving yards through the first eight games of 2012 and is on pace to finish the season with 1,160 receiving yards for his second consecutive 1,000 yard season. If he accomplishes the feat, he will be the sixth NFL tight end with back-to-back 1,000-yard seasons.

NFL TIGHT ENDS WITH BACK-TO-BACK 1,000 YARD SEASONS

| Player | 1,000-yard seasons |
|------------------|--------------------|
| Jason Witten | 2009-2010 |
| Tony Gonzalez | 2007-2008 |
| Shannon Sharpe | 1996-1997 |
| Todd Christensen | 1983-1984 |
| Kellen Winslow | 1980-1981 |



PATRIOTS OFFENSIVE NOTES

GRONKOWSKI BECOMES FIRST PATRIOTS TIGHT END TO RECORD A RUSHING TOUCHDOWN

Gronkowski scored a 2-yard touchdown on a lateral from Tom Brady in the third quarter vs. Indianapolis (12/4/11), becoming the first tight end in Patriots history to score a rushing touchdown. Gronkowski is the first NFL tight end to score a rushing touchdown since Tennessee's Bo Scaife had a 31-yard scoring run against Baltimore on Nov. 12, 2006. He is the first tight end since the 1970 merger to have two receiving touchdowns and a rushing touchdown in the same game.

LEADS AFC IN SCORING; FIRST TIME THAT A TIGHT END HAS LED A CONFERENCE IN SCORING

Gronkowski led the AFC in scoring among non-kickers with 108 points in 2011 and finished second in the NFL to Philadelphia's LeSean McCoy, who had 120 points. It is the first time in NFL history that a tight end has led his conference in scoring and the first time a tight end has led the NFL in touchdown receptions (17).

BACK-TO-BACK 10 TOUCHDOWN SEASONS

Gronkowski scored 10 touchdowns in 2010 and then scored 18 touchdowns in 2011. With back-to-back 10 touchdown seasons (10 in 2010 and 18 in 2011), Gronkowski is the second Patriots player to have back-to-back seasons with 10 or more touchdown reception seasons. Randy Moss had three straight from 2007-09.

CONSECUTIVE 10-PLUS TOUCHDOWN SEASONS / PATRIOTS HISTORY

- 3 Randy Moss – 2007, 2008, 2009
- 3 Corey Dillon – 2004, 2005, 2006
- 2 Rob Gronkowski - 2010, 2011**
- 2 BenJarvus Green-Ellis – 2010, 2011
- 2 Curtis Martin – 1995, 1996

MOST 10-PLUS TOUCHDOWN SEASONS / PATRIOTS HISTORY

- 3 Randy Moss – 2007, 2008, 2009
- 3 Corey Dillon – 2004, 2005, 2006
- 2 Rob Gronkowski – 2001, 2011**
- 2 BenJarvus Green-Ellis – 2010, 2011
- 2 Curtis Martin – 1995, 1996
- 2 Stanley Morgan – 1979, 1986

GRONKOWSKI IS SECOND TE IN NFL HISTORY WITH BACK-TO-BACK 10-PLUS TD SEASONS

Gronkowski has seven touchdowns through eight games in 2012 and is on pace to become the first tight end to have three straight 10-plus touchdown seasons.

CONSECUTIVE 10-PLUS TD SEASON BY A TE/NFL HISTORY

- Rob Gronkowski 10 in 2010 and 18 in 2011**
- Antonio Gates 13 in 2004 and 10 in 2005

GRONKOWSKI IS SECOND IN NFL HISTORY TO RUSH FOR A TD, CATCH A TD, RECORD A TACKLE AND RETURN A KICKOFF IN THE SAME SEASON

In 2011, Gronkowski became the second tight end in NFL history to rush for a touchdown, catch a touchdown, record a tackle and return a kickoff in the same season. Bo Scaife was the first to accomplish the feat in 2006 with Tennessee.

GRONKOWSKI ON PACE FOR ANOTHER SOLID SEASON IN 2012

After his eight receptions for 146 yards and two touchdown against St. Louis (10/28), Gronkowski had 43 receptions for 580 yards and seven touchdowns in 2012. If Gronkowski keeps up his current 2012 pace, he would finish with 86 catches for 1,160 yards and 14 touchdowns.

GRONKOWSKI REACHED 20 TDS IN FEWEST GAMES AMONG TEs IN NFL HISTORY

Gronkowski reached the 20 touchdown mark in just 26 career games, the fewest games among tight ends in NFL history.

THE TIGHT ENDS TO REACH 20 TOUCHDOWN RECEPTIONS IN THE FEWEST GAMES

| Player | Team | Games to 20 TD catches |
|-----------------------|-----------------|------------------------|
| Rob Gronkowski | Patriots | 26 |
| Mike Ditka | Chicago | 31 |
| Kellen Winslow | San Diego | 35 |
| Antonio Gates | San Diego | 37 |

GRONKOWSKI IS SECOND ON PATRIOTS LIST FOR TOUCHDOWNS BY A TIGHT END

Most Receiving Touchdowns by a Patriots Tight End

| Player | TD | Years |
|-----------------------|-----------|---------------------|
| Ben Coates | 50 | 1991-99 |
| Rob Gronkowski | 34 | 2010-Present |
| Russ Francis | 28 | 1975-80, 87-88 |
| Ben Watson | 20 | 2004-09 |

MOST TD CATCHES BY A PATS TIGHT END

MOST TOUCHDOWN CATCHES IN A SEASON BY A PATRIOTS TIGHT END

| Player | Year | Rec | Yds | Avg | Lg | TD |
|-----------------------|-------------|-----------|-------------|-------------|------------|-----------|
| Rob Gronkowski | 2011 | 90 | 1327 | 14.7 | 52t | 17 |
| Rob Gronkowski | 2010 | 42 | 546 | 13 | 28 | 10 |
| Ben Coates | 1996 | 62 | 682 | 11 | 84t | 9 |

GRONKOWSKI'S 18 OVERALL TDS ARE SECOND MOST BY A PATRIOT IN A SEASON

Gronkowski finished the 2011 season with 18 overall touchdowns (17 receiving, 1 rushing). His 18 overall touchdowns passed Curtis Martin (17 overall in 1996) for the second highest single season total in Patriots history. Randy Moss had a franchise record 23 total touchdowns in 2007.

PATRIOTS RECORD BOOK / MOST TOUCHDOWNS IN A SEASON

| Player | Season | TDs |
|-----------------------|-------------|-----------|
| Randy Moss | 2007 | 23 |
| Rob Gronkowski | 2011 | 18 |
| Curtis Martin | 1996 | 17 |

13TH TIME AN NFL TIGHT END HAS 90 RECEPTIONS

Gronkowski finished the 2011 season with 90 receptions, posting the 13th season with 90 or more receptions by a tight end. New Orleans' Jimmy Graham (99) also eclipsed the 90- reception plateau last season.

GRONKOWSKI: NFL TIGHT END RECORD OF SEVEN GAMES OF TWO OR MORE TDS IN 2011

Gronkowski's seven games with two or more touchdowns in 2011 are an NFL record for a tight end. Antonio Gates (San Diego in 2004) and Jerry Smith (Washington in 1967) each had four two-touchdown games. The NFL record for most two-plus touchdown reception games in a season is eight by Randy Moss with the Patriots in 2007. Gronkowski's is tied with Cris Carter (1995) and Jerry Rice (1987) for the second most games with two or more touchdowns in a single season. Gronkowski has 11 such games in his NFL career.

MOST GAMES WITH 2+ TD RECEPTIONS/SEASON

| | | |
|----------|----------------------------------|-------------|
| 8 | Randy Moss (Patriots) | 2007 |
| 7 | Rob Gronkowski (Patriots) | 2011 |
| 7 | Cris Carter (Minnesota) | 1995 |
| 7 | Jerry Rice (San Francisco) | 1987 |

GRONKOWSKI LEADS ALL NFL PLAYERS WITH 32 TOUCHDOWN RECEPTIONS SINCE 2010

Gronkowski's 34 touchdown receptions since the start of the 2010 season are the most among all NFL players during that span. Gronkowski's 35 overall touchdowns since 2010 are second, behind Arian Foster's 40 touchdowns.

Most Touchdowns Receptions by a Tight End Since 2010

| Player | Touchdowns |
|------------------------|------------|
| Rob Gronkowski | 34 |
| Jimmy Graham | 20 |
| Antonio Gates | 19 |
| Vernon Davis | 17 |
| Tony Gonzalez | 17 |
| Aaron Hernandez | 15 |
| Jason Witten | 15 |

Most Touchdown Receptions Since 2010

| Player | Touchdowns |
|-----------------------|------------|
| Rob Gronkowski | 32 |
| Calvin Johnson | 29 |



PATRIOTS OFFENSIVE NOTES

GRONKOWSKI SETS TEAM MARK WITH A TD REC. IN SIX STRAIGHT GAMES

Gronkowski set a franchise record with a touchdown reception in six straight games at Washington (12/11/11). The Patriots record for most consecutive games with at least one touchdown overall is seven by Curtis Martin.

GRONKOWSKI HAS 8 CAREER 100-YARD GAMES

Gronkowski registered his eighth career 100-yard game and his second of the 2012 season after finishing with 146 yards on eight receptions at St. Louis (10/28/12). In 2011, Gronkowski tied a team mark for a tight end with five 100-yard games. Ben Coates had five 100-yard games in 1994. Gronkowski needs one more 100-yard game to tie Ben Coates (9) for the most in team history for a tight end.

Most 100-yard Games by a Patriots Tight End

| Player | 100-Yard Games |
|-----------------------|----------------|
| Ben Coates | 9 |
| Rob Gronkowski | 8 |

ALL IN THE FAMILY

Rob Gronkowski grew up playing football against his brothers in the backyard. Two of his brothers have NFL playing experience. Dan Gronkowski, finished the 2011 season with Cleveland after spending part of the season with the Patriots. He also spent time with Detroit (2009) and Denver (2010). Chris is currently playing for Denver after spending 2010 with Dallas and 2011 with Indianapolis. The Gronkowskis are among 23 different sets of three brothers to have played in the NFL and join nine other families with at least three brothers in the NFL playing at the same time. (Dan is currently out of the NFL).

| Family | Brothers | Yr. in NFL at Same Time |
|-------------------|----------------------------------|-------------------------|
| Gronkowski | Rob, Dan, Chris | 2010- 2011 |
| Baldinger | Brian, Gary, Rich | 1986-88, 90-92 |
| Browner | Joey, Keith, Ross | 1984-87 |
| Olsen | Merlin, Phil, Orrin | 1976 |
| Saul | Rich, Bill, Ron | 1970 |
| Richardson | Gloster, Tom, Willie | 1969 |
| Rooney | Bill, Cobb, Joe | 1924-27 |
| Kinderdine | Hobby, Shine, Walt | 1924 |
| Nesser | Al, Frank, Fred, John, Phil, Ted | 1921 |

GRONKOWSKI'S 27 TDS ARE SECOND MOST IN FIRST TWO NFL SEASONS

Most Touchdown Catches First Two NFL seasons

| No. | Player |
|-----------|------------------------------------|
| 28 | Randy Moss (Minnesota – 17 and 11) |
| 27 | Rob Gronkowski (10 and 17) |
| 25 | Bob Hayes (Dallas – 12 and 13) |

Gronkowski has 34 touchdown receptions and 35 touchdowns overall since entering the NFL in 2010. The NFL record for most overall touchdowns in a player's first three NFL seasons is 47 by Barry Sanders (43 rushing and 4 receiving) and the record for most touchdown receptions in a player's first three NFL seasons is 43 by Randy Moss.

GRONKOWSKI IS ONE OF FIVE NFL TIGHT ENDS WITH 90-PLUS RECEPTIONS, 1000-PLUS YARDS AND 10-PLUS TOUCHDOWNS IN A SINGLE SEASON

In 2011, Rob Gronkowski joined Dallas Clark, Jimmy Graham, Tony Gonzalez and Todd Christiansen, as the only tight ends in NFL history with 90-plus receptions, 1,000-plus yards and 10-plus touchdown receptions in a single season.

TIGHT ENDS WITH 90-PLUS RECEPTIONS, 1000-PLUS YARDS AND 10-PLUS TOUCHDOWNS IN A SEASON

| Player | Rec. | Yards | TDs | Year |
|----------------------------|-----------|--------------|-----------|-------------|
| Rob Gronkowski (NE) | 90 | 1,327 | 17 | 2011 |
| Jimmy Graham (NO) | 99 | 1,310 | 11 | 2011 |
| Dallas Clark (IND) | 100 | 1,106 | 10 | 2009 |
| Tony Gonzalez (KC) | 96 | 1,058 | 10 | 2008 |
| Todd Christensen (LAR) | 92 | 1,247 | 12 | 1983 |

TIGHT END TANDEM

Ron Gronkowski (90) and Aaron Hernandez (79) combined for 169 receptions in 2011, the most by a pair of tight ends in the same season in NFL history. Jason Witten (94) and Martellus Bennett (33) combined for 127 in 2010 with Dallas for the second most. Gronkowski and Hernandez combined yardage total of 2,237 in 2011 is the most by any tight end pair in NFL history.

Most Receptions by Tight Ends, NFL History

| 2011 | Patriots | 169 |
|------|-----------|-----|
| 1984 | San Diego | 163 |
| 2005 | Tennessee | 149 |

Most Receiving Yards by Tight Ends, NFL History

| 2011 | Patriots | 2,237 |
|------|-----------|-------|
| 1984 | San Diego | 1,927 |
| 1983 | San Diego | 1,886 |

TIGHT ENDS COMBINE FOR 24 TDS IN 2011

Gronkowski (17) and Hernandez (7) combined for 24 touchdown receptions. In 2010, Gronkowski had 10 touchdown catches, while Hernandez had six. It is the first time in NFL history a tight end tandem has had five or more touchdowns in consecutive seasons.

AARON HERNANDEZ LEARNS FROM HIS BROTHER

The relationship between Aaron Hernandez and his older brother D.J. has taken on many roles over the years: sibling, teammate, role model and surrogate father. They played high school football together – D.J. the star senior quarterback and Aaron, the athletic, but not quite ready, freshman. When their father passed away when Aaron



was 17, he relied on his brother even more. "I just followed my brother's footsteps," he told the Providence Journal. "I just tried to follow his work ethic because he did everything the right way. He was always successful." D.J., now a graduate assistant at the University of Miami, has tried to instill hard work and perseverance in his younger brother. It's paying off, as Aaron continues to thrive in the Patriots offense.

AARON HERNANDEZ ON HOW BEING A PATRIOT HAS CHANGED HIM

"This is a place that not only did it change my future from them paying me, but it just changed me as a person," he said. "You can't come here and act reckless and do your own stuff, and [I] was one of the persons that when I came here, I might've acted the way I wanted to act, but you get changed by Bill Belichick's way. You get changed by the Patriots' way. Now that I'm a Patriot, I have to start living like one, and making the right decisions for them."

HERNANDEZ PUTS UP BIG NUMBERS IN 2011

Hernandez finished the 2011 season with 79 receptions for 910 yards and seven touchdowns. The 910 yards are the fourth best in Patriots history for a tight end.

Most Receiving Yards by a Patriots Tight End

| Player | Yards | Year |
|------------------------|------------|-------------|
| Rob Gronkowski | 1,327 | 2011 |
| Ben Coates | 1,174 | 1994 |
| Ben Coates | 915 | 1995 |
| Aaron Hernandez | 910 | 2011 |
| Marv Cook | 808 | 1991 |

BRANDON LLOYD OWNS THIRD-HIGHEST SINGLE SEASON RECEIVING AVG.

Brandon Lloyd finished the 2010 season with an 18.8-yard average on 77 receptions for 1,448 yards, the third-highest single season receiving average in NFL history.

HIGHEST RECEIVING AVERAGE SINGLE SEASON (Min. 75 receptions) Since 1970 NFL Merger

| Player | Team | Year | Avg. |
|----------------------|---------------|-------------|------------------------|
| Torry Holt | St. Louis | 2000 | 19.9 (82-1,635) |
| Roy Green | St. Louis | 1984 | 19.9 (78-1,555) |
| Brandon Lloyd | Denver | 2010 | 18.8 (77-1,448) |



WR Wes Welker News & Notes

WELKER LEADS NFL IN RECEPTIONS SINCE 2007

Wes Welker leads the NFL with 614 receptions since the start of 2007. Welker led the NFL in 2011 with 122 receptions and led the AFC and finished second in the NFL with 1,569 receiving yards. He had 22 more receptions than the next wide receiver (Roddy White (ATL) with 100). He enters this week first in the NFL with 60 receptions and second in receiving yards with 736.



2007-PRESENT NFL REC. LEADERS

| Player | Team | Rec. | Yds | TD |
|-------------------|-------------|------------|--------------|-----------|
| Wes Welker | NE | 614 | 6,841 | 33 |
| Reggie Wayne | IND | 526 | 6,991 | 38 |
| Brandon Marshall | DEN/MIA/CHI | 524 | 6,613 | 36 |
| Roddy White | ATL | 511 | 7,013 | 46 |

WELKER BECOMES PATRIOTS ALL-TIME RECEPTION LEADER

Welker became the Patriots' all-time leader in receptions on a 25-yard pass from Tom Brady vs. Arizona (9/16/12) in the second quarter. The catch was the 558th of Welker's Patriots career, moving him past Troy Brown (557). Welker now has 614 receptions as a member of the Patriots. On Nov. 13, 2011 vs. the New York Jets, Welker became the third Patriots player to reach 500 receptions as a member of the Patriots, joining Troy Brown (557) and Stanley Morgan (534).

WELKER PASSES TROY BROWN TO MOVE INTO SECOND ON THE PATRIOTS RECEIVING LIST

Wes Welker (6,841 receiving yards) moved past Troy Brown (6,366) into second place on the New England all-time receiving yards list on a 9-yard reception from Tom Brady in the second quarter at Buffalo (9/30/12). Stanley Morgan is in first place with 10,352 yards. Welker entered the game needing 11 yards to move past Troy Brown.

WELKER FIRST AMONG ACTIVE PLAYERS WITH 16 10-PLUS RECEPTION GAMES

Welker now has 16 10-plus reception games in his career, including two in 2012.

Most Games with 10+ receptions/Active Players

| | |
|----------------------|---------------------|
| 16 Wes Welker | 13 Brandon Marshall |
| 15 Andre Johnson | 12 Anquan Boldin |
| 15 Reggie Wayne | 12 Tony Gonzalez |

MOST GAMES WITH 10+ RECEPTIONS IN NFL HISTORY

| | |
|----------------------|---------------------|
| 17 Jerry Rice | 13 Tim Brown |
| 16 Wes Welker | 13 Brandon Marshall |
| 16 Marvin Harrison | 12 Anquan Boldin |
| 15 Reggie Wayne | 12 Tony Gonzalez |
| 15 Andre Johnson | |
| 14 Cris Carter | |

WELKER TIES JERRY RICE FOR THE MOST 10-CATCH, 100-YARD GAMES IN NFL HISTORY

Welker tied Jerry Rice with his 15th NFL game with 10 receptions and 100-yards receiving for the most in NFL history after finishing with 10 receptions for 138 yards at Seattle (10/14). Welker entered the Seattle game tied with Andre Johnson (14) and Marvin Harrison (14) for second place.

WELKER IS STREAKING

Welker has a streak of 102 straight regular-season games with at least one reception. He has caught at least one pass in each of his 92 games with the Patriots, including seven postseason games. The last time that Welker did not catch a pass in a game was December 24, 2005 when he was with Miami.

LONGEST CURRENT STREAKS / CONSECUTIVE GAMES WITH A RECEPTION

| No. | Player |
|------------|-------------------|
| 186 | Tony Gonzalez |
| 125 | Larry Fitzgerald |
| 103 | Reggie Wayne |
| 102 | Wes Welker |
| 100 | Anquan Boldin |

WELKER REACHED 1,000 YARDS FOR A PATRIOTS RECORD FOURTH TIME IN 2011

Welker reached 1,000 yards for the fourth time as a member of the Patriots in a win at the New York Jets on Nov. 13, 2011. He finished the 2011 season with a franchise record 1,569 yards. The four 1,000-yard seasons are the most by a Patriots receiver.

MOST 1,000-YARD RECEIVING SEASONS IN PATRIOTS HISTORY

4 Wes Welker (2007-09, 11)

3 Randy Moss (2007-09)

3 Stanley Morgan (1979, 1981, 1986)

WELKER SETS FRANCHISE RECORD IN 2011; ON PACE IN 2012 FOR OVER 1,400 YARDS

Wes Welker had a career-high of 1,569 receiving yards in 2011 for a new franchise record. He surpassed Randy Moss, who had 1,493 yards in 2007. He is second in the NFL so far in 2012 with 736 receiving yards and is on pace to finish with 1,472 receiving yards.

PATRIOTS SINGLE-SEASON RECEIVING YARD LEADERS

| Player | Season | Yds | Rec. | TD |
|-------------------|-------------|-------------|------------|----------|
| Wes Welker | 2011 | 1569 | 122 | 9 |
| Randy Moss | 2007 | 1493 | 98 | 23 |
| Stanley Morgan | 1986 | 1491 | 84 | 10 |
| Wes Welker | 2009 | 1348 | 123 | 4 |
| Rob Gronkowski | 2011 | 1327 | 90 | 17 |

WELKER SETS PERSONAL BEST WITH NINE TOUCHDOWNS IN 2011

Welker caught a 24-yard touchdown in the third quarter at Washington (12/11/11) for his personal-best ninth touchdown of the season. His previous best was eight touchdowns in 2007.

WELKER BECOMES 2ND PLAYER IN NFL HISTORY WITH TWO 120-CATCH SEASONS; ON PACE FOR 123 IN 2012

Welker led the NFL with 122 receptions in 2011, a total that is tied for the fourth-highest single-season total in NFL history. The 120-plus catch season was the second time in Welker's career he has passed the 120-reception mark (123 in 2009 and 122 in 2011), joining Cris Carter (122 in 1995 and 122 in 1994) as the only players to have 120-plus receptions twice in a career. Welker has 60 receptions so far in 2012 and is on pace 120.

MOST RECEPTIONS IN A SEASON

| Player | Team | Year | Receptions |
|-------------------|--------------------|-------------|------------|
| Marvin Harrison | Indianapolis | 2002 | 143 |
| Wes Welker | New England | 2009 | 123 |
| Herman Moore | Detroit | 1995 | 123 |
| Wes Welker | New England | 2011 | 122 |
| Cris Carter | Minnesota | 1995 | 122 |
| Cris Carter | Minnesota | 1994 | 122 |
| Jerry Rice | San Francisco | 1995 | 122 |

Most receptions in a season by a Patriots Player

| Player | Year | Receptions |
|-------------------|-------------|------------|
| Wes Welker | 2009 | 123 |
| Wes Welker | 2011 | 122 |
| Wes Welker | 2007 | 112 |
| Wes Welker | 2008 | 111 |
| Troy Brown | 2001 | 101 |

WELKER LED TEAM IN RECEPTIONS FOR FIFTH STRAIGHT YEAR

Wes Welker became the first Patriots player to lead the team in receiving in four straight years after finishing 2010 with 86 receptions. He led the team for a fifth straight season with 122 receptions in 2011. He has now led the team in receiving yards four straight seasons.

WELKER HAD THREE STRAIGHT 100 CATCH AND 1,000 YARD SEASONS

Welker registered his third straight season with at least 100 receptions (123) and 1,000 receiving yards (1,348) in 2009. Only four other NFL players have had three consecutive seasons of at least 100 receptions and 1,000 yards receiving: Marvin Harrison (4, 1999-02), Brandon Marshall (3, 2007-09), Herman Moore (3, 1995-97) and Jerry Rice (3, 1994-96).



WR Wes Welker News & Notes

WELKER FINISHED WITH JUST UNDER 8 RECEPTIONS PER GAME IN 2011

Welker averaged 7.6 receptions per game in 2011, totaling 122 receptions in 16 games. The NFL record for highest average per game in a season is 8.9 by Marvin Harrison in 2002. Harrison in 2002 and Welker in 2009 with 8.8 are the only NFL players to average 8.0 or more receptions per game. Welker is averaging 7.5 receptions per game so far in 2012.

NFL Highest Average Per Game/Season

| Player | Season | Average |
|--------------------------------|-------------|------------|
| Marvin Harrison (Indianapolis) | 2002 | 8.9 |
| Wes Welker (Patriots) | 2009 | 8.8 |
| Herman Moore (Detroit) | 1995 | 7.7 |
| Lionel Taylor (Denver) | 1960 | 7.7 |
| Wes Welker (Patriots) | 2011 | 7.6 |
| Cris Carter (Minnesota) | 1994 | 7.6 |
| Cris Carter (Minnesota) | 1995 | 7.6 |
| Jerry Rice (San Francisco) | 1995 | 7.6 |

WELKER: 7.2 CATCHES PER GAME SINCE 2007

Wes Welker is averaging 7.2 receptions per game since joining New England in 2007. His 7.2 average is the highest in the NFL during that time.

MOST RECEPTIONS PER GAME SINCE 2007 (Minimum-20 games)

| Player | Team | Average |
|-------------------|-----------------------------|------------|
| Wes Welker | New England Patriots | 7.3 |
| Brandon Marshall | Denver/Miami/Chicago | 6.3 |
| Andre Johnson | Houston Texans | 6.3 |
| Reggie Wayne | Indianapolis | 6.0 |

EIGHTH TIME IN NFL HISTORY A PLAYER REACHES 1,000 YARDS IN THE NINTH GAME

Welker reached 1,000 yards in the ninth game of the 2011 season. It is an accomplishment that has happened just eight times in NFL history since the 1970 merger and for the first time since Torry Holt accomplished the feat with St. Louis in 2003. Isaac Bruce accomplished the feat two times. All eight times the accomplishment was reached in the ninth game of the season.

PLAYERS WHO REACHED 1,000 RECEIVING YARDS BY TEAMS NINTH GAME OF THE SEASON

| Player | Team | Year |
|-------------------|-----------------|-------------|
| Wes Welker | Patriots | 2011 |
| Torry Holt | St. Louis | 2003 |
| Isaac Bruce | St. Louis | 2000 |
| Marvin Harrison | Indianapolis | 2000 |
| Isaac Bruce | St. Louis | 1995 |
| Michael Irvin | Dallas | 1995 |
| Jerry Rice | San Francisco | 1990 |
| Wes Chandler | San Diego | 1982 |

WELKER BECOMES FASTEST PLAYER IN NFL HISTORY TO REACH 500 RECEPTIONS WITH ONE TEAM

Welker reached 500 receptions as a member of the Patriots in his 70th game with the team and became the fastest player to record 500 receptions with one team, surpassing Anquan Boldin (80 games with Arizona). He is the fourth player in NFL history with at least 500 catches in a five-year span. Only Marvin Harrison (five times), Cris Carter (twice) and Pro Football Hall of Famer Jerry Rice (once) have accomplished the feat.

THE PLAYERS TO REACH 500 RECEPTIONS WITH ONE TEAM IN THE FEWEST GAMES

| Player | Team | Games |
|-------------------|--------------------|-----------|
| Wes Welker | New England | 70 |
| Anquan Boldin | Arizona | 80 |

WELKER HAS 27 100-YARD GAMES

Welker has 27 100-yard games, second in Patriots' history to the 38 100-yard games by Stanley Morgan. Welker has nine games with 100-yards in a half, with six first half 100-yard games and three second half 100-yard games.

WELKER JOINS RICE AND HARRISON WITH FOURTH 100-RECEPTION SEASON

Welker added seven receptions at Washington (12/11/11) to reach 100 receptions for the season and become the third player in NFL history with four 100-catch seasons. Welker joins Marvin Harrison and Jerry Rice as the only players with four 100-reception seasons.

MOST 100-RECEPTIONS SEASON IN NFL HISTORY

| Player | 100-reception seasons |
|-------------------|-----------------------|
| Wes Welker | 4 |
| Marvin Harrison | 4 |
| Jerry Rice | 4 |
| Brandon Marshall | 3 |
| Herman Moore | 3 |
| Andre Johnson | 3 |
| Reggie Wayne | 3 |

WELKER TIES NFL RECORD FOR 10-PLUS CATCH GAMES IN A SEASON WITH SEVEN IN 2009

Welker had seven 10-plus reception games in 2009 season to tie the NFL record for most 10-plus reception games in a single season. Andre Johnson of Houston had seven 10-plus reception games in 2008.

PATRIOTS MOST GAMES WITH 10-PLUS CATCHES

No. of 10-plus reception games for the Patriots

| | |
|-------------------|-----------|
| Wes Welker | 16 |
| Ben Coates | 5 |
| Troy Brown | 5 |

WELKER TIES NFL RECORD WITH THREE GAMES OF 8 RECEPTIONS, 150 YARDS AND A TD

Welker is tied with six other players as the only players in NFL history to have at least eight receptions, 150 receiving yards and at least one touchdown three times in a single season with three such games in 2011.

PLAYERS TIED FOR NFL RECORD OF THREE GAMES WITH 8+ REC, 150+ YDS, AND 1+ TD IN A SINGLE SEASON

| | |
|-------------------|-------------|
| Wes Welker | 2011 |
| Randy Moss | 2003 |
| Tim Brown | 1995 |
| Isaac Bruce | 1995 |
| Jerry Rice | 1993 |
| Sterling Sharpe | 1989 |
| Roy Green | 1984 |

WELKER SETS FRANCHISE RECORDS

Welker had a career-high 217 receiving yards to set a franchise record at Buffalo (9/25/11). The previous record was set by Terry Glenn when he had 214 at Cleveland on Oct. 3, 1999. It is the second 200-yard performance in franchise history. Welker's previous best was 192 yards vs. the New York Jets (11/22/09). Welker's 16 receptions at Buffalo are also a personal best and are tied with Troy Brown for the franchise mark. Brown had 16 vs. Kansas City on Sept. 22, 2001. Welker's previous best were the 15 he had vs. the New York Jets (11/22/09).

WELKER IS NFL LEADER IN YARDS AFTER THE CATCH SINCE 2007

Wes Welker leads the NFL with 3,720 yards after the catch since 2007, 1,085 yards ahead of second place player, Ray Rice of Baltimore with 2,635 yards.

2007-PRESENT NFL REC. LEADERS

| Player | Team | Yards After the Catch |
|-------------------|-----------------------|-----------------------|
| Wes Welker | NE | 3,720 |
| Ray Rice | Baltimore | 2,635 |
| Darren Sproles | San Diego/New Orleans | 2,537 |

WELKER TIES MARK WITH FOUR STRAIGHT 100-YARD GAMES

Welker had a string of four straight 100-yard games in 2012 to tie the team mark. Randy Moss opened his Patriots career with four straight 100-yard games in 2007.



PATRIOTS OFFENSIVE/DEFENSIVE NOTES

MANKINS GOT A UNIQUE RIDE TO THE AFC CHAMPIONSHIP GAME

Logan Mankins' car wouldn't start when he was leaving the team hotel to head to last season's AFC Championship Game. He went back into the hotel lobby with plans to call a car service for help, but he ran into fans dressed in Patriots apparel and asked if they were going to the game and if they could give him a ride. The fans planned on parking at their usual spot across from the stadium but Mankins was able to return the favor of a ride for premium parking right next to the stadium.

STEVAN RIDLEY HAS FOUR 100-YARD RUSHING DAYS IN 2012

Stevan Ridley had his first career 100-yard day in the 2012 season opener at Tennessee (9/9) with 125 yards rushing on 21 carries for a 6.0-yard average. He finished with 106 yards rushing on 22 carries for a 4.8-yard average at Buffalo (9/30), a career-high 151 rushing yards vs. Denver (10/7) and then gained 127 yards on 15 carries for an 8.5-yard average at St. Louis (10/28).

RIDLEY GOES LONG

In the season opener at Tennessee (9/9/12), Ridley had five runs of 15 or more yards (17, 17, 16, 15, 15). No Patriots running back in at least the past 25 years has done that in a single game, according to the Elias Sports Bureau. It is the first time under Bill Belichick that a Patriots running back had five runs of 15 or more yards rushing in the same game. Ridley was the first under Belichick to have four runs of 15 or more yards in the same game when he had runs of 33, 25, 20, and 18 at Oakland on Oct. 2, 2011. Tennessee's Chris Johnson was the last NFL player to have five runs of 15 or more yards in a game (Nov. 27, 11 vs. Tampa Bay).

RIDLEY STARTS STRONG

Stevan Ridley has a total of 716 rushing yards through eight games this season. Ridley is on pace to total 1,432 rushing yards, which would give him the 15th 1,000-yard rushing season in Patriots history and make him the 12th Patriots' player to reach 1,000 yards rushing.

2011 FIRST ROUND PICK NATE SOLDER

It only took a day for Nate Solder to decide to change from his lifelong position of tight end to tackle after playing his freshman year at Colorado as a tight end. "My coaches came to me and said, 'You'd be an all right tight end, but you'd be an even better tackle,'" he told the Boston Globe. "I've always wanted to be great, so that's why I moved to tackle." He added over 30 pounds after his redshirt freshman season and was named the team's starting left tackle. He played in 2,540 of 2,542 offensive plays over the next three seasons at Colorado and became an immediate contributor on the Patriots offensive line at right tackle as a rookie before moving to left tackle.

MATTHEW SLATER: LIKE FATHER LIKE SON

Matthew Slater is one of seven sons of Hall of Fame members to be drafted in NFL history.

HALL OF FAME FATHERS WITH SONS DRAFTED IN THE NFL

Jackie Slater (class of 2001) – son, Matthew Slater (NE)
 Howie Long (class of 2000) – son, Chris Long (STL)
 Bobby Bell (class of 1983) – son, Bobby Bell (NYJ)
 Tony Dorsett (class of 1994) – son, Anthony Dorsett (HOU)
 Bob Griese (class of 1990) – son, Brian Griese (DEN)
 Russ Grimm (class of 2010) – son, Cody Grimm (TB)
 Kellen Winslow (class of 1995) – son, Kellen Winslow (CLE)

DONALD THOMAS: FROM NO HIGH SCHOOL FOOTBALL TO THE NFL

Donald Thomas found football while playing basketball. A former high school baseball and basketball player who had never played football at any level, Thomas often played pickup basketball at the student gymnasium and one day found himself playing with several members of the UConn football team who convinced him to try out for the team. After meeting with coaches, Thomas walked on to the team as a defensive lineman for the scout team in 2003. He red-shirted a year before contributing on special teams. In 2007, he got his chance to play offensive guard, earning All-Big East honors before being selected in the sixth round of the 2008 draft by the Miami Dolphins.

SEBASTIAN VOLLMER MAKES HIS MARK

A native of Kaarst, Germany, Vollmer did not begin playing football until the age of 14 when he started playing for the Dusseldorf club team. Vollmer helped lead his German prep school team to two national football championships. His early football success landed him an appearance in the 2004 Global Junior Championships in San Diego, which led him to a scholarship at Houston. He spoke almost no English when he signed with Houston, but he became fluent in the language as he developed from a 250-pound tight end into a 315-pound lineman who started his final 25 games at tackle for the Cougars. Vollmer's collegiate career created interest from the NFL where the Patriots drafted him in the second round of the 2009 draft. Nicknamed "Seabass" during his playing days at Houston, a nickname that has carried over to the NFL.

WOODHEAD GOES FROM DIVISION II TO THE NFL

Danny Woodhead was a standout at Division II Chadron State in Nebraska. He averaged 178.9 yards per game and totaled 101 rushing touchdowns during his collegiate career. Woodhead's outstanding junior and senior seasons earned him two Harlon Hill Trophies, the Division II equivalent to the Heisman Trophy. He is one of just three players to ever win two or more Harlon Hill Trophies, joining Texas A&M University-Kingsville running back Johnny Bailey, who won it three times (1987-89) before playing six seasons in the NFL for the Bears, Cardinals, and Rams. Valdosta State University's Dusty Bonner was the only other player to win the Harlon Hill Trophy multiple times (2000 and 2001).



DANNY WOODHEAD SET TEAM MARK FOR RUSHING AVERAGE IN 2010

Danny Woodhead finished the 2010 season with 97 rushes for 547 yards, with his average of 5.64 yards per carry setting a new team record (minimum 90 rushing attempts). Woodhead topped Don Calhoun's previous team mark of 5.59 yards per carry in 1976 (129 attempts for 721 yards).

MOST YARDS PER CARRY / SINGLE SEASON PATRIOTS HISTORY (Minimum 90 rushes)

| Player | Year | Gm | Rush | Yds | Avg. | Lg |
|--------------------|-------------|-----------|-----------|------------|-------------|------------|
| D. Woodhead | 2010 | 14 | 97 | 547 | 5.64 | 36t |
| Don Calhoun | 1976 | 14 | 129 | 721 | 5.59 | 54 |
| Mosi Tatupu | 1983 | 16 | 106 | 578 | 5.45 | 55 |

KYLE ARRINGTON TIED FOR NFL LEAD WITH SEVEN INTERCEPTIONS IN 2011

Kyle Arrington, who had just two interceptions during his entire college career at Hofstra, tied for the NFL lead with a career-high seven interceptions in 2011. The last Patriots player to lead the league in interceptions was Asante Samuel with 10 in 2006. Arrington had two games in 2011 with two picks: at Buffalo on Sept. 25 and vs. Kansas City on Nov. 21.

2011 NFL INTERCEPTION LEADERS


| Player | Team | Int | Yds | Avg | Lg | TD |
|-----------------------|-----------|----------|-----------|-------------|-----------|----------|
| Kyle Arrington | NE | 7 | 92 | 13.1 | 28 | 0 |
| Eric Weddle | SD | 7 | 89 | 12.7 | 26 | 0 |
| Charles Woodson | GB | 7 | 63 | 9.0 | 30t | 1 |



PATRIOTS DEFENSIVE NOTES

PATRICK CHUNG'S JOURNEY TO THE NFL

Long before S Patrick Chung picked up flag football as a teen, his mother, Jamaican recording artist Sophia George, had preached about being a tough man in a song. Her hit single, "Girlie Girlie" – a traditional reggae song which pokes fun at a boy who was not man enough – topped the charts in 1985. Chung is aware that among his talents he was born with, such as speed and agility, singing is not one of them. Chung possesses a great sense of pride in his unique heritage – his mother is Jamaican and his father is half Jamaican and half Chinese, was born in Jamaica and moved to California at age 12 where he started to play football as a freshman in high school. Chung went on to star at Oregon, where he holds the distinction of starting more games than any other defensive player in school history with 51 starts. He originally entered the draft as a junior, but ultimately decided to return for his senior season. Pinned to the back of his locker is a reminder of the support he has gotten – a Jamaican flag that represents his family's heritage.



STEVE GREGORY WAS ABOUT TO ENTER THE POLICE ACADEMY UNTIL SAN DIEGO CALLED

Steve Gregory's father and stepmother are New York City police officers and both were on duty during the events of September 11, 2001. Following his college career at Syracuse, Gregory took the test to enter the police academy. He found out he passed the test on the same day that the San Diego Chargers called him to offer him a free agent contract.

DONT'A HIGHTOWER WEARS TEDY BRUSCHI'S JERSEY #54

As a first round draft pick, Dont'a Hightower is used to high expectations. Hightower went to training camp with jersey #45 but was switched to jersey #54 prior to the start of the regular season. Former LB Tedy Bruschi wore #54 for 13 seasons. Hightower understands the importance of the number and hopes to live up to its legacy. "I definitely feel honored to be able to wear this number," Hightower said. "I've read that Tedy didn't want it to be retired and he hoped another linebacker would come in and be able to wear this number and be able to play as well. I feel honored. Tedy was a great player, and he means a lot to this organization. I'm definitely proud to be able to wear this number."

2012 FIRST ROUND PICK CHANDLER JONES FOLLOWS IN BROTEHRS' FOOTSTEPS

Chandler Jones has two brothers, including Arthur, a fifth-round NFL Draft selection by the Baltimore Ravens in 2010, who was a Syracuse defensive tackle, and John "Bones" Jones, a UFC fighter and the reigning Light Weight Champion.

CHANDLER'S PERK OF BEING IN THE NFL

Chandler Jones was excited to get the Madden football game and play himself. "I've always put myself in Madden manually, but now that I can actually buy the game and see myself already installed in the game, it's great."

FIRST ROUND PICKS MAKE IMPACT IN 2012 OPENER

Chandler Jones forced a fumble on a 1-yard sack of Tennessee QB Jake Locker in the first quarter and Dont'a Hightower recovered the ball and ran 6-yards for a touchdown in the season opener at Tennessee (9/9/12). It is the first fumble returned for a touchdown for the Patriots since Gary Guyton returned a fumble 35 yards for a touchdown at Chicago on Dec. 12, 2010. It is the first defensive touchdown for the Patriots since Sterling Moore returned an interception 21 yards for a score vs. Buffalo on Jan. 1, 2012.

JONES HAS FIRST TWO-SACK GAME

Chandler Jones had his first NFL two-sack game at Seattle (10/14). He forced a fumble that was recovered by LB Rob Ninkovich on a 3-yard sack in the second quarter and had a 5-yard sack in the third quarter.

JONES HAS FORCED THREE FUMBLES ON SACKS

Jones now has three forced fumbles in 2012. Jones forced a fumble on a sack at Tennessee (9/9), vs. Arizona (9/16) and at Seattle (10/14).

JONES HAS TEAM-LEADING 6.0 SACKS

Jones has a team-leading 6.0 sacks. The Patriots rookie record for most sacks in a season is 10.5 by Garin Veris in 1985. The NFL rookie record is 14.5 by Jevon Kearse with Tennessee in 1999.

JONES NAMED AFC ROOKIE OF THE MONTH FOR SEPTEMBER

Jones was named the AFC Rookie of the Month for September. Jones registered three sacks in his first four games with two forced fumbles, the most sacks of any NFL rookie. His first NFL sack at Tennessee resulted in a forced fumble that was returned for a touchdown. Jones finished the month with 19 tackles, three sacks and two forced fumbles. He joins Jerod Mayo (October of 2008) as the only Patriots to be named NFL Defensive Rookie of the Month.

STILL RECEIVING THE LOVE


Kyle Love continues to receive motivation from his father, retired Army colonel Anthony Love. Every game day, his father sends him a text message with words of encouragement to get him excited. His dad has been motivating him since middle school and the message has always remained the same: "Give the coaches a reason to keep you."

KYLE LOVE 'MINI-V' FOLLOWS WILFORK

Kyle Love has been looking up to Vince Wilfork since his days at Mississippi State, when his teammates dubbed him "Mini-V" for his resemblance to the Patriots defensive tackle. The nickname led Love to closely monitor Wilfork as he finished his playing days with the Bulldogs. Little did he know that he would get the chance to watch Wilfork from an even closer perspective – lined up next to him on the Patriots defensive line. "I stay close to that guy always. Watch me out here, I'm right beside him, no matter what," Love told the *Boston Globe*. Now that they're on the same team, Wilfork has become an even bigger influence, like a big brother, according to Love.

MAYO OVER 100 TACKLES FOR THE FIFTH STRAIGHT YEAR

LB Jerod Mayo has 103 tackles through eight games so far in 2012 for his fifth straight season with 100 tackles. He is the first player in New England history to register 100 tackles in his first five NFL seasons and the fourth player with at least five seasons with 100 tackles. Mayo has had 10 or more tackles in five of the first eight games in 2012 and is on pace for his fifth straight season of 100 or more tackles.



100 Tackles in at least five consecutive seasons/Patriots
6 Fred Marion (1985-1990)

5 Jerod Mayo (2008-2012)

5 Lawyer Milloy (1997-2001)

5 Vincent Brown (1991-1995)



PATRIOTS DEFENSIVE NOTES

MAYO ON PACE FOR CLOSE TO 200 TACKLES IN 2012

After eight games in 2012, Mayo leads the team with 103 tackles and is on pace to finish the season with 206 total tackles and become the third Patriots player with 200 or more tackles. Mayo has 10 or more tackles in seven of the eight games, including a season-high 20 tackles vs. the Jets (10/28).

Patriots Single Season Tackle Leaders All-Time

| Year | Player | Tackles |
|------|---------------------|---------|
| 1983 | LB Clayton Weishuhn | 229 |
| 1984 | LB Steve Nelson | 207 |
| 2010 | LB Jerod Mayo | 193 |
| 1980 | LB Steve Nelson | 186 |

MAYO IS A YOUNG LEADER

Jerod Mayo learned knowledge and discipline are the keys to success while spending afternoons with his three brothers under the supervision of their grandfather, Walter Johnson, a retired Air Force veteran of 30 years. While Mayo's mother worked two jobs, Johnson taught the boys discipline, responsibility and the value of life. Those lessons helped Mayo develop a work ethic and demeanor that has earned him the nickname of "Old Soul" from his teammates. His leadership skills and talent helped him become only the second Patriot to be named AFC Rookie of the Year, earning that title in 2008 to join Michael Haynes (1976).

DOUBLE TROUBLE: CB DEVIN MCCOURTY

After being selected by the Patriots in the first round of the 2010 NFL Draft, CB Devin McCourty became part of a select group in league history. McCourty's identical twin brother, Jason, is a cornerback with Tennessee, selected in the sixth round of the 2009 NFL Draft. The two are the 12th set of twins to play in the NFL. Devin redshirted for the 2005 season and therefore was a year behind his brother in eligibility. McCourty is the second twin to suit up for the Patriots, after CB Kato Serwanga was a member of the team from 1998-2000. His twin brother, Wasswa, played for San Francisco and Minnesota from 1999-2001. According to McCourty's mother, the two can only be told apart by tiny scars on their faces left by chickenpox. The McCourty twins are one of three active sets of twins playing in the NFL.

Current Twins Playing in the NFL

Devin (NE) and Jason McCourty (TEN)

Pat (ARI) and Paul McQuistan (SEA)

Maurkice (PIT) and Mike Pouncey (MIA)

MCCOURTY REGISTERS SECOND CAREER TWO-INTERCEPTION GAME AT BUFFALO

Devin McCourty had his second career two-interception game in the win at Buffalo on Sept. 30, 2012. He had his first interception of the 2012 season when he picked off a Ryan Fitzpatrick pass at the Buffalo 42-yard line in the first quarter. He picked off his second pass in the fourth quarter. It is McCourty's second career two-interception game. He had his first two-interception game at Detroit on Nov. 25, 2010. The Patriots are 9-0 when McCourty has at least one interception in a game.

MCCOURTY HAS A 104-YARD KICKOFF RETURN FOR A TOUCHDOWN; SECOND LONGEST IN TEAM HISTORY

Devin McCourty had a 104-yard kickoff return for a touchdown in the first quarter vs. the Jets (10/21), the second longest kickoff return in team history. Ellis Hobbs has the longest in team history with a 108-yard return for a touchdown at the New York Jets on Sept. 9, 2007. He was named AFC Special Teams Player of the Week for his performance.

Longest Kickoff return in Patriots History

Ellis Hobbs 108T at New York Jets (09-09-07)

Devin McCourty 104T vs. New York Jets (10-21-12)

STERLING MOORE; MORE TURNOVERS

Patriots defensive back Sterling Moore ended Denver's (10/7/12) first offensive possession when he ran down Broncos wide receiver Demaryius Thomas and punched the ball loose, recording a forced fumble and then a fumble recovery to give New England possession. The play marked the first forced fumble and the first fumble recovery of Moore's career and was the third forced turnover of his career, joining his two interceptions in the 2011 regular-season finale against Buffalo, one of which was returned 21 yards for a touchdown.

ROB NINKOVICH: WHERE DID HE COME FROM?

Rob Ninkovich's journey to the Patriots was not easy. He entered the league as a fifth-round pick by the Saints in 2006 and was waived four times by New Orleans and Miami before landing in New England on Aug. 2, 2009. He spent the 2009 offseason trying to make the New Orleans team as a long snapper. Before coming to the Patriots, he had appeared in just eight games over three years. He doubled that total in his first year in New England, appearing in 15 games in 2009 and his role on the team has grown since, earning a starting role at linebacker in 2010 and 2011 before moving to a starting role on the defensive line in 2011.



NINKOVICH SCORED AS A TE IN COLLEGE

Ninkovich played some at tight end in college at Purdue and caught two touchdown passes with a 2-yard touchdown pass from Dallas QB Kyle Orton and a 1-yard touchdown pass from former Indianapolis QB Curtis Painter.

NINKOVICH HELPS DEFENSE WALK OFF WITH A WIN VS. THE JETS

Ninkovich and Jermaine Cunningham combined on a 15-yard sack of Mark Sanchez in overtime vs. the Jets (10/21), and Ninkovich forced and recovered a Sanchez fumble on the play, giving the Patriots possession and ending the game with a 29-26 overtime win for New England. The forced fumble was Ninkovich's team-leading fourth of the season, and his fourth forced fumble in as many weeks. Mike Vrabel had five forced fumbles in 2007, which was the most for any Patriots player within the last 20 years.

NINKOVICH AND SPIKES: BACK-TO-BACK WEEKS WITH TWO FORCED FUMBLES EACH

LB Brandon Spikes forced two fumbles at Buffalo (9/30) and Ninkovich forced two fumbles vs. Denver (10/7) to become one of eight Patriots players to record at least two forced fumbles in a single game.

Most Forced Fumbles in a game/ Patriots History

| Player | Points |
|---|--------|
| Mike Vrabel(10/28/07 vs. Washington) | 3 |
| Rob Ninkovich (10/07/12 vs. Denver) | 2 |
| Brandon Spikes (09/30/12 at Buffalo) | 2 |
| Adalius Thomas (12/16/07 vs. NY Jets) | 2 |
| Rosevelt Colvin (09/16/07 vs. San Diego) | 2 |
| Roman Phifer (11/23/02 vs. Minnesota) | 2 |
| Tebucky Jones (12/22/01 vs. Miami) | 2 |
| Ferric Collins (10/20/96 at Indianapolis) | 2 |

SPIKES IS A THROWBACK


Spikes, who patterns his style of play after Hall of Fame linebacker Dick Butkus, shared his feelings on modeling his game after old school linebackers. "My thing is, when I'm done with this game, I want the older guys when they watch to say, 'He's playing the position the right way.' It's just a point of respect from me to them." Spikes passion and energy is apparent when he plays the game. Said former Patriots safety Rodney Harrison in a recent interview with the Boston Herald: "You can see how much he loves it, how he enjoys being physical. He's an intimidator. He's got that fight in him. He's going to hit you and you're going to feel it."



DEFENSIVE/SPECIAL TEAMS NOTES

VINCE WILFORK REGISTERS FIRST CAREER INTERCEPTIONS IN 2011

Vince Wilfork recorded his first career interception when he picked off QB Philip Rivers in the second quarter vs. San Diego (9/18). He had his second interception at Oakland (10/2) to join Anthony Pleasant (2001) as the only other Patriots defensive lineman to ever record two interceptions in the same season. Wilfork is one of four Patriots defensive lineman to ever record two interceptions overall, joining Pleasant, Richard Seymour and Henry Thomas.



WILFORK WEARS HIS HEART ON HIS NECK

Wilfork wears No. 75 over his shoulder pads. Underneath hangs a gold chain locket for those who were number one in his heart: his parents. In 2002, parents David and Barbara Wilfork both passed away within five months of each other, leaving the then University of Miami star without his greatest support system. Wilfork, who lost his father to diabetes, has raised hundreds of thousands of dollars for diabetes-related causes. His annual draft day fundraiser, a bowling event he has held for eight years, is one of the longest running fundraising events held by a pro athlete in New England. For his charity work, Wilfork was awarded the 2010 New England Patriots Ron Burton Community Service Award. While he will always cherish his National Championship and Super Bowl rings, his constant reminder lies closest to his heart, a picture of his late parents at their high school prom. "I carry them with me wherever I go," Wilfork said of his parents' keepsake. "My parents pushed me to be the best I could be. The things I do and my wife does, we do out of the kindness of our heart, and we do it for the community. I never look for anything in return. My teammates are my second family. My kids, my wife, the New England Patriots – that's all I have."

VINCE WILFORK: REASONS FOR PATRIOTS SUCCESS

Patriots Pro Bowl DL Vince Wilfork, who has served as a defensive captain for the Patriots for five straight seasons, says the team's continued success is a result of the entire organization working towards one common goal: "The Patriots are all about team, family and smart football players. They try to get good people here from coaches to guys who work in the front office to guys who put on this uniform. I think everybody has to have one goal in mind, and that's to be together. When you get an organization together that is seeking one goal, you can be pretty successful."

EVEN STEPHEN

Since joining the Patriots as a fourth-round draft choice in 2006, Stephen Gostkowski has connected on 84.4 percent of his regular-season field goal attempts (157-for-186), achieving the best field goal percentage in Patriots history.



PATRIOTS ALL-TIME LEADERS / FIELD GOAL PCT.

(Minimum 50 Attempts)

| Player | Years | FGM | FGA | Pct. |
|---------------------------|----------------|------------|------------|-------------|
| Stephen Gostkowski | 2006-12 | 157 | 186 | .844 |
| Adam Vinatieri | 1996-05 | 263 | 321 | .819 |
| Matt Bahr | 1993-95 | 55 | 72 | .764 |
| Tony Franklin | 1984-87 | 93 | 125 | .744 |
| Jason Staurovsky | 1988-91 | 50 | 69 | .724 |

GOSTKOWSKI THIRD IN POINTS

Gostkowski led the AFC and finished third in the NFL with 143 points in 2011. The 143 points are second to the 148 he had in 2008 and the fourth highest in team history. He is third all-time in Patriots history with 792 total points

Most Points/ Patriots History

| Player | Points |
|-------------------------------------|------------|
| Adam Vinatieri (1996-05) | 1,158 |
| Gino Cappelletti (1960-70) | 1,130 |
| Stephen Gostkowski (2006-12) | 792 |
| John Smith (1974-83) | 69 |

GOSTKOWSKI SEVENTH BEST EVER IN FG PCT.

Stephen Gostkowski's 84.5 field goal percentage is the seventh-best among NFL kickers all-time.

| Player | Years | FGM | FGA | Pct. |
|---------------------------|----------------|------------|------------|-------------|
| Nate Kaeding | 2004-12 | 180 | 207 | 87.0 |
| Mike Vanderjagt | 1998-06 | 230 | 266 | 86.5 |
| Shayne Graham | 2001-12 | 227 | 263 | 86.3 |
| Rob Bironas | 2005-12 | 201 | 234 | 85.9 |
| Robbie Gould | 2005-12 | 200 | 233 | 85.8 |
| Matt Bryant | 2002-12 | 216 | 255 | 84.7 |
| Stephen Gostkowski | 2006-12 | 158 | 187 | 84.5 |

GOSTKOWSKI IS FIRST PATRIOTS PLAYER TO KICK TWO 50-YARD FIELD GOALS IN THE SAME GAME

Gostkowski drilled a 51-yard field goal in the third quarter and a 53-yarder in the fourth quarter vs. Arizona on Sept. 16, 2012. The 53-yarder ties a career-long mark. He also had a 53-yarder at Denver on Nov. 11, 2009. It is the first time in Patriots history that a player has connected on two 50-yard field goals in the same game.

GOSTKOWSKI ONE 50-YARD FIELD GOAL AWAY FROM TYING FOR THE FRANCHISE LEAD

Gostkowski is now 7-of-10 from 50 yards or more as member of the Patriots and needs one more 50-yard field goal to tie Adam Vinatieri for most 50-yard field goals in New England history.

Patriots Record for Most 50 Yard Field Goals

| Player | Years | FGM | FGA | Pct. |
|---------------------------|----------------|----------|-----------|-------------|
| Adam Vinatieri | 1996-2005 | 8 | 17 | 47.1 |
| Stephen Gostkowski | 2006-12 | 7 | 10 | 70.0 |
| Tony Franklin | 1984-87 | 3 | 6 | 50.0 |

ZOLTAN MESKO: COMING TO AMERICA

P Zoltan Mesko was born in Timisoara, Romania on the Romania-Hungary border. On many occasions in 1989, during the communist revolutions, his family was forced to take cover to avoid gun shots from the armies. Even after the fall of the Berlin Wall, his family lived in poverty. His family left Romania when his father won a United States Permanent Resident Card (green card) in the Diversity Immigrant Visa Lottery in 1997 when Mesko was 11. "I survived a war," he noted. "I was coming from a really low point growing up, with communism and a very adverse economic situation. Coming over here, I'm very grateful for where I am. It happens by luck that I am here," he said. "When my dad applied for the green card lottery, there were 20 million applicants and 55,000 winners. That's a percentage in itself that tells you I am lucky to be here."

MESKO DISCOVERS FOOTBALL

An avid soccer player from his days in Romania, Mesko had a strong leg. It was only when he came to America that he discovered his leg could take him places. In eighth grade, Mesko was playing kickball in the gym when he kicked the ball so high that he broke a light fixture. He was given a choice: pay for the light fixture or play football. The choice was an easy one—Mesko decided to play football. His leg would land him numerous Division I scholarships and admission offers from Ivy League schools. From those, Mesko chose to play football at Michigan.





PATRIOTS REFERENCE NOTES

GIL SANTOS – THE VOICE OF THE PATRIOTS

For most Patriots fans, there has been but one "Voice of the New England Patriots" and it belongs to Gil Santos. Now in his 36th season, Santos has articulated the sights, sounds and all the play-by-play action for 735 games to millions of Patriots fans. Santos is tied with the Philadelphia Eagles' veteran play-by-play announcer, Merrill Reese, as the two most tenured radio broadcasters in the NFL. Santos began calling games for the Boston Patriots at Fenway Park in 1966. He was the voice of the Patriots for the next 14 seasons (1966-79). He returned to the booth in 1991 and has broadcast every Patriots game since then.



TOM BRADY AND WELKER SCORE ON A 99-YARD PASS

Tom Brady connected with Wes Welker on a 99-yard touchdown in the fourth quarter of the 2011 season-opener at Miami (9/12/11). The 99-yard play tied the NFL record for the longest offensive play, which has been accomplished 14 times.

(13) 99-YARD PASS PLAYS

Frank Filchock to Andy Farkas, Wash. vs. Pitt. – Oct. 15, 1939
George Izo to Bobby Mitchell, Wash. vs. Clev. – Sept. 15, 1963
Karl Sweetan to Pat Studstill, Det. vs. Balt. – Oct. 16, 1966
Sonny Jurgensen to Gerry Allen, Wash. vs. Chic. – Sept. 15, 1968
Jim Plunkett to Cliff Branch, LA Raiders vs. Wash. – Oct. 2, 1983
Ron Jaworski to Mike Quick, Phil. vs. Atl. – Nov. 10, 1985
Stan Humphries to Tony Martin, SD. vs. Sea.. -Sept. 18, 1994
Brett Favre to Robert Brooks, GB vs. Chic. – Sept. 11, 1995
Trent Green to Marc Boerigter, KC vs. SD. – Dec. 22, 2002
Jeff Garcia to Andre Davis, Clev. vs. Cin. – Oct. 17, 2004
Gus Ferrotte to Bernard Berrian, Minn. vs. Chi. – Nov. 30, 2008
Tom Brady to Wes Welker, NE at Mia. – Sept. 12, 2011
Eli Manning to Victor Cruz, NY Giants at NY Jets – Dec. 24, 2011

(1) 99-YARD RUN PLAY

Tony Dorsett, Dal. vs. Minn.- Jan. 3, 1983

ANNUAL ACHIEVEMENTS

The Patriots won more than half of their games for the 11th straight year with a 13-3 record in 2011. They are the first team to win more than half of their games in 11 straight seasons since free agency began in 1993.

The Patriots are the fourth team to win more than half of their games in 11 straight seasons since the 1970 AFL-NFL merger, joining the 49ers (16 straight from 1983-1998), the Cowboys (16 straight from 1970-85) and the Raiders (11 straight from 1970-80).

MOST CONSECUTIVE WINNING SEASONS (since 1970 merger)

San Francisco (1983-98)..... 16
Dallas (1970-85)..... 16
New England (2001-11).....11
Oakland (1970-80)..... 11

PATRIOTS HAVE THE MOST 9+ WIN SEASONS SINCE 2001

The Patriots are the only team in the NFL to have recorded nine or more wins in each of the last 11 seasons.

MOST SEASONS OF 9+ WINS SINCE 2001

New England 11
Pittsburgh9
Indianapolis9
Philadelphia8

PATRIOTS WIN 10+ FOR THE NINTH STRAIGHT YEAR

New England has reached at least 10 regular-season wins for nine consecutive seasons, joining San Francisco (16) and Indianapolis (9) as the only teams to accomplish the feat.

| Team | Years | Consecutive Seasons with 10+ Wins |
|--------------------|---------------------|-----------------------------------|
| San Francisco | 1983-1998 | 16 |
| New England | 2003-present | 9 |
| Indianapolis | 2002-2010 | 9 |

PATRIOTS FORCE TURNOVERS

The Patriots lead the NFL with a +136 turnover margin since the 1994 season. The Patriots are tied with the New York Giants for first in the NFL with a +13 turnover margin in 2012.

NFL TURNOVER MARGIN SINCE 1994

| Rank | Team | Turnover Margin |
|------|--------------------|-----------------|
| 1. | New England | +136 |
| 2. | Kansas City | +85 |
| 3. | Green Bay | +73 |

PATRIOTS EARNED NUMBER ONE SEED IN AFC PLAYOFF FIELD FOR SECOND STRAIGHT SEASON

The Patriots were the number one seed in the AFC playoff field for the second straight season in 2011. The Patriots have now earned the number one seed four times (2011, 2010, 2007 and 2003) in the past nine seasons. New England is the first team since Philadelphia (2002, 2003 and 2004) to have the top seed in its conference in at least two straight years and is the first AFC team to have the first seed in two straight years since Buffalo in 1990 and 1991.

PATRIOTS SET THE NFL RECORD FOR MOST CONSECUTIVE GAMES AT .500 OR BETTER

The loss to Baltimore on Sept. 23, 2012 ended the Patriots run of 145 consecutive games at .500 or better, the longest such streak in NFL history. Dallas had the second longest streak ever with 115 games at .500 or better (1965-1974). At 1-2, the Patriots were under .500 for the first time since starting the 2003 season with an 0-1 record.

PATRIOTS WICKED GOOD IN OCTOBER

The Patriots are 35-7 in the month of October since the 2003 season and have won 26 out of their last 30 October games. The Patriots are 20-1 at home and 15-6 on the road during that time in October. The Patriots only home loss during that time was a 41-17 victory by the visiting San Diego Chargers on October 2, 2005.

NFL'S TOP OCTOBER RECORDS SINCE 2003

| Team | W | L | T | Pct. |
|-----------------------------|-----------|----------|----------|-------------|
| New England Patriots | 35 | 7 | 0 | .833 |
| New York Giants | 31 | 9 | 0 | .775 |
| Indianapolis Colts | 25 | 12 | 0 | .676 |
| Pittsburgh Steelers | 25 | 13 | 0 | .658 |

DIVISIONAL DOMINANCE I

The New England Patriots own a 55-15 (.786) record in regular season AFC East games since the beginning of the 2001 season, compiling the best intra-division record of any team in the NFL.

NFL'S TOP DIVISIONAL RECORDS SINCE 2001

| Team | W | L | T | Pct. |
|-----------------------------|-----------|-----------|----------|-------------|
| New England Patriots | 55 | 15 | 0 | .786 |
| Pittsburgh Steelers | 51 | 20 | 0 | .718 |
| Green Bay Packers | 49 | 20 | 0 | .710 |
| Indianapolis Colts | 48 | 22 | 0 | .686 |

AFC EAST DIVISIONAL RECORDS SINCE 2001

| Team | W | L | T | Pct. | Div. Titles | Years |
|--------------------|-----------|-----------|----------|-------------|-------------|---------------------------|
| New England | 55 | 15 | 0 | .785 | 9 | 2001, 03-07, 09-11 |
| New York Jets | 36 | 36 | 0 | .500 | 1 | 2002 |
| Miami | 30 | 40 | 0 | .429 | 1 | 2008 |
| Buffalo | 21 | 49 | 0 | .300 | 0 | --- |

NOTES: The Indianapolis Colts were members of the AFC East in 2001 and compiled a 3-5 divisional record that season. In 2002, the Patriots and Jets both finished with a 9-7 overall record and a 4-2 divisional record, but the Jets claimed the division title by virtue of having a better record against common opponents. In 2008, the Patriots and Dolphins both finished with an 11-5 overall record and a 4-2 divisional record, but Miami qualified for the playoffs due to a better conference record (8-4 to 7-5).

DIVISIONAL DOMINANCE II

The Patriots have the highest winning percentage in division games from November until the end of the season since 2002.

| Team | W | L | T | Pct. |
|--------------------|-----------|----------|----------|-------------|
| New England | 27 | 7 | 0 | .794 |
| Indianapolis | 25 | 9 | 0 | .735 |
| San Diego | 25 | 9 | 0 | .735 |
| Green Bay | 27 | 10 | 0 | .730 |
| Pittsburgh | 27 | 11 | 0 | .710 |



PATRIOTS REFERENCE NOTES

STRONG IN THE SECOND HALF

Since 2001, the Patriots have done a remarkable job of finishing the season strong, compiling an NFL-best 69-16 (.812) record in games on or after Thanksgiving.

PATRIOTS BEFORE AND AFTER THANKSGIVING SINCE 2001

| Season | Pre-Thanksgiving | Post-Thanksgiving | Overall |
|---------------|---------------------|---------------------|---------------|
| 2001 | 5-5 (.500) | 9-0 (1.000) | 14-5* |
| 2002 | 6-5 (.545) | 3-2 (.600)^ | 9-7 |
| 2003 | 9-2 (.818) | 8-0 (1.000) | 17-2* |
| 2004 | 9-1 (.900) | 8-1 (.889) | 17-2* |
| 2005 | 6-4 (.600) | 5-3 (.625) | 11-7* |
| 2006 | 7-3 (.700) | 7-2 (.777) | 14-5* |
| 2007 | 10-0 (1.000) | 8-1 (.889) | 18-1* |
| 2008 | 7-4 (.636) | 4-1 (.800) | 11-5 |
| 2009 | 7-3 (.700) | 3-4 (.429) | 10-7* |
| 2010 | 8-2 (.800) | 6-1 (.857)^ | 14-3* |
| 2011 | 7-3 (.700) | 8-1 (.889) | 15-4* |
| Totals | 81-32 (.717) | 69-16 (.812) | 150-48 |

*Includes playoffs ^Includes games played on Thanksgiving

BEST RECORDS IN GAMES PLAYED ON OR AFTER THANKSGIVING SINCE 2001

(Includes regular-season and playoff games)

| Team | W | L | T | Pct. |
|--------------------|-----------|-----------|----------|-------------|
| New England | 69 | 16 | 0 | .812 |
| Pittsburgh | 58 | 24 | 0 | .707 |
| Philadelphia | 52 | 29 | 0 | .642 |
| San Diego | 45 | 26 | 0 | .634 |
| Green Bay | 49 | 29 | 0 | .628 |

HOME RECORD IN DECEMBER SINCE 2002

With a 20-1 record, the New England Patriots have the best home record in December in the NFL since Gillette Stadium opened in 2002. The Patriots have won 19 straight at home in December. This year the Patriots will play three of their final four regular season games at home.

| Team | W | L | T | Pct. |
|--------------------|-----------|----------|----------|-------------|
| New England | 20 | 1 | 0 | .952 |
| Green Bay | 18 | 4 | 0 | .818 |
| Indianapolis | 19 | 6 | 0 | .760 |
| Denver | 13 | 5 | 0 | .722 |
| Philadelphia | 14 | 6 | 0 | .700 |

NFL'S TOP DECEMBER RECORD SINCE 2001

The Patriots have an NFL-best 41-5 record in the month of December since the 2001 season, including a 4-0 record in 2011.

| Rk | Team | Record |
|----------|-----------------------------|-------------|
| 1 | New England Patriots | 41-5 |
| 2 | Philadelphia Eagles | 35-12 |
| 3 | Pittsburgh Steelers | 34-14 |
| 4 | Indianapolis Colts | 31-17 |
| 5 | San Diego Chargers | 31-18 |

The Patriots have finished undefeated in December seven times since 2001: (2001 - 4-0), (2003 - 4-0), (2005 - 4-0), (2007 - 5-0), (2008 - 4-0), (2010 - 4-0) and (4-0-211).

BEST RECORDS IN THE FINAL FOUR GAMES OF THE SEASON SINCE 2006

| Team | W | L | T | Pct. |
|--------------------|-----------|----------|----------|-------------|
| New England | 22 | 2 | 0 | .917 |
| San Diego | 22 | 2 | 0 | .917 |
| Philadelphia | 19 | 5 | 0 | .792 |
| Baltimore | 18 | 6 | 0 | .750 |

PATRIOTS TIE THE NFL RECORD FOR MOST 30-POINT GAMES IN A SINGLE SEASON IN 2011

The Patriots scored 30 points 12 times in 2011 to tie the NFL record for most 30-point games in a single season. The 2007 Patriots and the 1999 St. Louis Rams also had a dozen 30 point games. The NFL record for most consecutive 30-point games in a single season is eight by the 2007 and 2010 Patriots and the 2000 St. Louis Rams. The Patriots have scored 30 points or more in four of their first seven games so far in 2012.

TWO PLAYERS WITH 100 YARDS FOR THE FIFTH TIME IN 2011

The Patriots had five games with two players over 100 yards receiving in 2011.

2011 games with two receivers reaching 100 yards

- Wes Welker (160) and Aaron Hernandez (103) at Miami (9/12/11)
- Welker (217) and Rob Gronkowski (109) at Buffalo (9/25/11)
- Welker (136) and Gronkowski (101) vs. NY Giants (11/6/11)
- Welker (115) and Deion Branch (125) at Philadelphia (11/27/11)
- Gronkowski (108) and Hernandez (138) vs. Buffalo (1/1/12).

The Patriots had back-to-back weeks with two receivers over 100 yards in 2012 - at Baltimore (9/23) - (Wes Welker 142 and Brandon Lloyd 108) and at Buffalo (9/30) - (Welker 129 and Rob Gronkowski 106). The Patriots have had back-to-back games with two receivers reaching 100 yards four times in team history.

NFL'S BEST AT HOME

Since their state-of-the-art facility opened at the beginning of the 2002 season, the Patriots own the NFL's best record at home overall. The Patriots own an overall record of 69-14 (.831) at Gillette Stadium in regular season games and a 78-16 (.830) record including playoffs.

BEST HOME RECORDS SINCE 2002

(including playoffs)

| Team | W | L | T | Pct. |
|--------------------|-----------|-----------|----------|-------------|
| New England | 78 | 16 | 0 | .830 |
| Baltimore | 66 | 21 | 0 | .759 |
| Pittsburgh | 67 | 23 | 1 | .742 |
| Indianapolis | 68 | 25 | 0 | .731 |
| Green Bay | 60 | 30 | 0 | .667 |
| Seattle | 59 | 30 | 0 | .663 |
| San Diego | 58 | 30 | 0 | .659 |
| Philadelphia | 57 | 35 | 0 | .620 |

PATRIOTS ARE SHARP AT GILLETTE

The Patriots concluded a 20-game home winning streak with a 24-20 loss to the New York Giants on Nov. 6, 2011. It was the longest home win streak in team history. The Patriots own an overall record of 69-14 (.831) at Gillette Stadium in regular season games.

The teams with the highest winning percentage at a stadium since 1970 (minimum 25 games):

| Team | Stadium | W-L-T | WIN PCT. |
|--------------------|-------------------------|--------------|-------------|
| New England | Gillette Stadium | 69-14 | .831 |
| Miami | Orange Bowl | 101-22-1 | .819 |
| Pittsburgh | Heinz Field | 68-22-1 | .753 |
| Minnesota | Metropolitan Stadium | 64-23-1 | .733 |
| LA Rams | Memorial Coliseum | 53-20-2 | .726 |

LONGEST HOME WINNING STREAK / PATRIOTS HISTORY (REG. SEASON)

| Streak | First Win | Last Win |
|-----------|----------------------|----------------------|
| 20 | Dec. 12, 2008 | Oct. 16, 2011 |
| 18 | Dec. 29, 2002 | Sept. 8, 2005 |
| 12 | Nov. 26, 2006 | Sept. 7, 2008 |
| 10 | Sept. 18, 1976 | Oct. 30, 1977 |

WHAT'S THE POINT?

During the past 12 seasons, the Patriots defense has always ranked higher in fewest points allowed than in yards allowed except for 2007 when both ranked fourth. The Patriots finished 15th in the NFL on defense by allowing an average of 21.4 points per game in 2011.

| | Avg. Points Allowed | Avg. Yds Allowed |
|-------------|---------------------|-------------------|
| 2012 | 21.3 (12t) | 369.8 (23) |
| 2011 | 21.4 (15) | 411.1 (31) |
| 2010 | 19.6 (8) | 365.5 (25) |
| 2009 | 17.8 (5) | 320.2 (11) |
| 2008 | 19.3 (8) | 309.0 (10) |
| 2007 | 17.1 (4) | 288.3 (4) |
| 2006 | 14.8 (2) | 294.4 (6) |
| 2005 | 21.1 (17) | 330.2 (26) |
| 2004 | 16.3 (2t) | 310.6 (9) |
| 2003 | 14.9 (1) | 291.6 (7) |
| 2002 | 21.6 (17) | 336.1 (23) |
| 2001 | 17.0 (6) | 334.5 (24) |
| 2000 | 21.1 (17) | 334.6 (20) |



2012 DEFENSIVE STATISTICS

Tackle Statistics based on Coaches Film Review

| PLAYER Name | TACKLES | | | SACKS | | | INTERCEPTIONS | | | | FUMBLES | | | | SP. TEAMS | | | | |
|---------------------|------------|------------|------------|-------------|-------------|-----------|---------------|------------|----------|-----------|-----------|-----------|----------|----------|-----------|-----------|-----------|----------|----------|
| | TT | UT | A | S | Yds | QH | Int | Yds | TD | PD | FF | FR | Yds | TD | TT | UT | A | FF | FR |
| Jerod Mayo | 103 | 64 | 39 | 1.0 | 7.0 | 1 | 1 | 0 | 0 | 2 | 3 | 1 | 0 | 0 | 0 | 0 | 0 | 0 | 0 |
| Brandon Spikes | 72 | 50 | 22 | 0.0 | 0.0 | 3 | 0 | 0 | 0 | 3 | 3 | 0 | 0 | 0 | 0 | 0 | 0 | 0 | 0 |
| Devin McCourty | 39 | 34 | 5 | 0.0 | 0.0 | 0 | 2 | 34 | 0 | 9 | 0 | 0 | 0 | 0 | 1 | 1 | 0 | 0 | 0 |
| Chandler Jones | 37 | 18 | 19 | 6.0 | 33.0 | 11 | 0 | 0 | 0 | 2 | 3 | 0 | 0 | 0 | 0 | 0 | 0 | 0 | 0 |
| Tavon Wilson | 36 | 24 | 12 | 0.0 | 0.0 | 0 | 3 | 67 | 0 | 5 | 0 | 2 | 0 | 0 | 4 | 2 | 2 | 0 | 0 |
| Patrick Chung | 35 | 19 | 16 | 0.0 | 0.0 | 0 | 0 | 0 | 0 | 2 | 0 | 0 | 0 | 0 | 1 | 0 | 1 | 0 | 0 |
| Dont'a Hightower | 34 | 24 | 10 | 2.0 | 10.0 | 3 | 0 | 0 | 0 | 0 | 0 | 1 | 6 | 1 | 0 | 0 | 0 | 0 | 0 |
| Rob Ninkovich | 32 | 26 | 6 | 5.0 | 28.5 | 6 | 0 | 0 | 0 | 1 | 4 | 2 | 0 | 0 | 0 | 0 | 0 | 0 | 0 |
| Kyle Arrington | 31 | 24 | 7 | 0.0 | 0.0 | 0 | 0 | 0 | 0 | 3 | 0 | 0 | 0 | 0 | 4 | 4 | 0 | 0 | 0 |
| Vince Wilfork | 26 | 16 | 10 | 0.0 | 0.0 | 2 | 0 | 0 | 0 | 3 | 0 | 3 | 0 | 0 | 0 | 0 | 0 | 0 | 0 |
| Kyle Love | 22 | 11 | 11 | 1.5 | 4.0 | 1 | 0 | 0 | 0 | 0 | 0 | 0 | 0 | 0 | 0 | 0 | 0 | 0 | 0 |
| Steve Gregory | 14 | 11 | 3 | 0.0 | 0.0 | 0 | 1 | 36 | 0 | 1 | 0 | 0 | 0 | 0 | 0 | 0 | 0 | 0 | 0 |
| Jermaine Cunningham | 14 | 9 | 5 | 1.5 | 14.5 | 3 | 0 | 0 | 0 | 0 | 0 | 1 | 0 | 0 | 0 | 0 | 0 | 0 | 0 |
| Sterling Moore | 12 | 11 | 1 | 0.0 | 0.0 | 0 | 0 | 0 | 0 | 1 | 1 | 1 | 0 | 0 | 0 | 0 | 0 | 0 | 0 |
| Alfonzo Dennard | 12 | 10 | 2 | 0.0 | 0.0 | 0 | 2 | 8 | 0 | 3 | 0 | 0 | 0 | 0 | 0 | 0 | 0 | 0 | 0 |
| Ras-I Dowling | 7 | 5 | 2 | 0.0 | 0.0 | 0 | 0 | 0 | 0 | 1 | 0 | 0 | 0 | 0 | 0 | 0 | 0 | 0 | 0 |
| Tracy White | 3 | 2 | 1 | 0.0 | 0.0 | 0 | 0 | 0 | 0 | 0 | 0 | 0 | 0 | 0 | 1 | 1 | 0 | 0 | 0 |
| Brandon Deaderick | 2 | 1 | 1 | 0.0 | 0.0 | 1 | 0 | 0 | 0 | 0 | 0 | 0 | 0 | 0 | 0 | 0 | 0 | 0 | 0 |
| Trevor Scott | 1 | 1 | 0 | 0.0 | 0.0 | 1 | 0 | 0 | 0 | 0 | 0 | 0 | 0 | 0 | 2 | 2 | 0 | 0 | 0 |
| Niko Koutouvides | 1 | 0 | 1 | 0.0 | 0.0 | 0 | 0 | 0 | 0 | 0 | 0 | 0 | 0 | 0 | 3 | 0 | 3 | 0 | 0 |
| Marquice Cole | 1 | 0 | 1 | 0.0 | 0.0 | 0 | 0 | 0 | 0 | 2 | 0 | 0 | 0 | 0 | 4 | 3 | 1 | 0 | 0 |
| Justin Francis | 1 | 0 | 1 | 0.0 | 0.0 | 0 | 0 | 0 | 0 | 0 | 0 | 0 | 0 | 0 | 1 | 0 | 1 | 0 | 0 |
| Ron Brace | 1 | 1 | 0 | 0.0 | 0.0 | 0 | 0 | 0 | 0 | 0 | 0 | 0 | 0 | 0 | 0 | 0 | 0 | 0 | 0 |
| Jeff Tarpinian | 1 | 1 | 0 | 0.0 | 0.0 | 0 | 0 | 0 | 0 | 0 | 0 | 0 | 0 | 0 | 0 | 0 | 0 | 0 | 0 |
| Nate Ebner | 0 | 0 | 0 | 0.0 | 0.0 | 0 | 0 | 0 | 0 | 0 | 0 | 0 | 0 | 0 | 7 | 7 | 0 | 0 | 0 |
| Bobby Carpenter | 0 | 0 | 0 | 0.0 | 0.0 | 0 | 0 | 0 | 0 | 0 | 0 | 0 | 0 | 0 | 3 | 3 | 0 | 0 | 0 |
| M.Hoomanawanui | 0 | 0 | 0 | 0.0 | 0.0 | 0 | 0 | 0 | 0 | 0 | 0 | 0 | 0 | 0 | 1 | 1 | 0 | 0 | 0 |
| Julian Edelman | 0 | 0 | 0 | 0.0 | 0.0 | 0 | 0 | 0 | 0 | 0 | 0 | 0 | 0 | 0 | 1 | 1 | 0 | 0 | 0 |
| Shane Vereen | 0 | 0 | 0 | 0.0 | 0.0 | 0 | 0 | 0 | 0 | 0 | 0 | 0 | 0 | 0 | 1 | 1 | 0 | 0 | 0 |
| Brandon Bolden | 0 | 0 | 0 | 0.0 | 0.0 | 0 | 0 | 0 | 0 | 0 | 0 | 0 | 0 | 0 | 2 | 2 | 0 | 0 | 0 |
| Malcolm Williams | 0 | 0 | 0 | 0.0 | 0.0 | 0 | 0 | 0 | 0 | 0 | 0 | 0 | 0 | 0 | 1 | 1 | 0 | 0 | 0 |
| Matthew Slater | 0 | 0 | 0 | 0.0 | 0.0 | 0 | 0 | 0 | 0 | 0 | 0 | 0 | 0 | 0 | 8 | 4 | 4 | 0 | 0 |
| Steven Gostkowski | 0 | 0 | 0 | 0.0 | 0.0 | 0 | 0 | 0 | 0 | 0 | 0 | 0 | 0 | 0 | 2 | 2 | 0 | 0 | 0 |
| | 537 | 362 | 175 | 17.0 | 97.0 | 32 | 9 | 145 | 0 | 38 | 14 | 11 | 6 | 1 | 47 | 35 | 12 | 0 | 0 |

| FUMBLES - LOST (7-4) | | | | |
|----------------------|----------|----------|----------|----------|
| | No. | Own | | |
| | | Lost | Rec | O.B. |
| Tom Brady | 2 | 0 | 1 | 0 |
| Rob Gronkowski | 1 | 1 | 0 | 0 |
| Devin McCourty | 1 | 1 | 0 | 0 |
| Stevan Ridley | 2 | 1 | 0 | 1 |
| Nate Solder | 0 | 0 | 1 | 0 |
| Wes Welker | 1 | 1 | 0 | 0 |
| | 7 | 4 | 1 | 1 |

| MISC. OFFENSIVE STATS | | | | |
|-----------------------|----------|----------|----------|----------|
| | Tkl | Ast | FF | FR |
| Tom Brady | 1 | 0 | 0 | 0 |
| Deion Branch | 1 | 0 | 0 | 0 |
| Julian Edelman | 1 | 0 | 0 | 0 |
| Rob Gronkowski | 1 | 0 | 0 | 0 |
| Stevan Ridley | 1 | 0 | 0 | 0 |
| Ryan Wendell | 1 | 0 | 0 | 0 |
| | 6 | 0 | 0 | 0 |

| KEY | |
|-----------------------|--------------------------------------|
| TT-Total Tackles | Int/Yds-Interceptions/Yards Returned |
| UT-Unassisted Tackles | PD-Passes Defensed |

| BLOCKED KICKS | | | |
|---------------|----|----|---|
| | XP | FG | P |
| Totals | 0 | 0 | 0 |



2012 New England Patriots Roster

AS OF NOVEMBER 1, 2012

ALPHABETICAL ROSTER

| # | NAME | POS | HT | WT | BORN | YR | COLLEGE | H.S. HOMETOWN |
|----|-----------------------|-----|------|-----|------------|----|------------------------|--------------------------|
| 48 | Aiken, Danny | LS | 6-4 | 260 | 8/28/1988 | 2 | Virginia | Roanoke, Va. |
| 24 | Arrington, Kyle | CB | 5-10 | 195 | 8/12/1986 | 4 | Hofstra | Accokeek, Md. |
| 92 | Bequette, Jake | DE | 6-4 | 265 | 2/21/1989 | R | Arkansas | Little Rock, Ark. |
| 38 | Bolden, Brandon | RB | 5-11 | 220 | 1/26/1990 | R | Mississippi | Baton Rouge, La. |
| 97 | Brace, Ron | DL | 6-3 | 330 | 12/18/1986 | 4 | Boston College | Worcester, Mass. |
| 12 | Brady, Tom | QB | 6-4 | 225 | 8/3/1977 | 13 | Michigan | San Mateo, Calif. |
| 84 | Branch, Deion | WR | 5-9 | 195 | 7/18/1979 | 11 | Louisville | Albany, Ga. |
| 61 | Cannon, Marcus | OL | 6-5 | 340 | 5/6/1988 | 2 | Texas Christian | Odessa, Texas |
| 25 | Chung, Patrick | S | 5-11 | 210 | 8/19/1987 | 4 | Oregon | Rancho Cucamonga, Calif. |
| 23 | Cole, Marquice | CB | 5-10 | 195 | 11/13/1983 | 4 | Northwestern | Hazel Crest, Ill. |
| 63 | Connolly, Dan | OL | 6-4 | 310 | 9/2/1982 | 7 | Southeast Missouri St. | St. Louis, Mo. |
| 96 | Cunningham, Jermaine | DE | 6-3 | 255 | 4/24/1988 | 3 | Florida | Stone Mountain, Ga. |
| 71 | Deaderick, Brandon | DL | 6-4 | 305 | 8/19/1987 | 3 | Alabama | Elizabethtown, Ky. |
| 37 | Dennard, Alfonzo | CB | 5-10 | 200 | 9/9/1989 | R | Nebraska | Rochelle, Ga. |
| 43 | Ebner, Nate | DB | 6-0 | 210 | 12/14/1988 | R | Ohio State | Dublin, Ohio |
| 11 | Edelman, Julian | WR | 5-10 | 200 | 5/22/1986 | 4 | Kent State | Redwood City, Calif. |
| 86 | Fells, Daniel | TE | 6-4 | 265 | 9/23/1983 | 6 | UC Davis | Fullerton, Calif. |
| 94 | Francis, Justin | DL | 6-4 | 270 | 2/8/1989 | R | Rutgers | Opa-Locka, Fla. |
| 3 | Gostkowski, Stephen | K | 6-1 | 215 | 1/28/1984 | 7 | Memphis | Madison, Miss. |
| 28 | Gregory, Steve | S | 5-11 | 200 | 1/8/1983 | 7 | Syracuse | Staten Island, N.Y. |
| 87 | Gronkowski, Rob | TE | 6-6 | 265 | 5/14/1989 | 3 | Arizona | Pittsburgh, Pa. |
| 81 | Hernandez, Aaron | TE | 6-1 | 245 | 11/6/1989 | 3 | Florida | Bristol, Conn. |
| 54 | Hightower, Dont'a | LB | 6-3 | 270 | 3/12/1990 | R | Alabama | Lewisburg, Tenn. |
| 47 | Hoomanawanui, Michael | TE | 6-4 | 263 | 7/4/1988 | 3 | Illinois | Bloomington, Ill. |
| 95 | Jones, Chandler | DE | 6-5 | 260 | 2/27/1990 | R | Syracuse | Endicott, N.Y. |
| 90 | Koutouvides, Niko | LB | 6-2 | 245 | 3/25/1981 | 9 | Purdue | New Britain, Conn. |
| 85 | Lloyd, Brandon | WR | 6-0 | 200 | 7/5/1981 | 10 | Illinois | Blue Springs, Mo. |
| 74 | Love, Kyle | DL | 6-1 | 315 | 11/18/1986 | 3 | Mississippi State | Fairburn, Ga. |
| 15 | Mallett, Ryan | QB | 6-6 | 245 | 6/5/1988 | 2 | Arkansas | Texarkana, Texas |
| 70 | Mankins, Logan | G | 6-4 | 310 | 3/10/1982 | 8 | Fresno State | Catheys Valley, Calif. |
| 26 | Martin, Derrick | S | 5-10 | 203 | 5/16/1985 | 7 | Wyoming | Denver, Colo. |
| 51 | Mayo, Jerod | LB | 6-1 | 250 | 2/23/1986 | 5 | Tennessee | Hampton, Va. |
| 32 | McCourty, Devin | CB | 5-10 | 195 | 8/13/1987 | 3 | Rutgers | Montvale, N.J. |
| 65 | McDonald, Nick | OL | 6-4 | 305 | 6/27/1987 | 3 | Grand Valley State | Sterling Heights, Mich. |
| 14 | Mesko, Zoltan | P | 6-5 | 230 | 3/6/1986 | 3 | Michigan | Twinsburg, Ohio |
| 50 | Ninkovich, Rob | DL | 6-2 | 260 | 2/1/1984 | 7 | Purdue | Blue Island, Ill. |
| 22 | Ridley, Stevan | RB | 5-11 | 220 | 1/27/1989 | 2 | Louisiana State | Natchez, Miss. |
| 59 | Rivera, Mike | LB | 6-2 | 255 | 1/10/1986 | 1 | Kansas | Shawnee Mission, Kan. |
| 99 | Scott, Trevor | DE | 6-5 | 250 | 8/30/1984 | 5 | Buffalo | Texsdam, N.Y. |
| 18 | Slater, Matthew | WR | 6-0 | 210 | 9/9/1985 | 5 | UCLA | Anaheim, Calif. |
| 77 | Solder, Nate | T | 6-8 | 320 | 4/12/1988 | 2 | Colorado | Buena Vista, Colo. |
| 55 | Spikes, Brandon | LB | 6-2 | 255 | 9/3/1987 | 3 | Florida | Shelby, N.C. |
| 53 | Tarpinian, Jeff | LB | 6-3 | 240 | 10/16/1987 | 2 | Iowa | Omaha, Neb. |
| 64 | Thomas, Donald | OL | 6-4 | 305 | 9/25/1985 | 5 | Connecticut | New Haven, Conn. |
| 34 | Verreen, Shane | RB | 5-9 | 205 | 5/2/1989 | 2 | California | Valencia, Calif. |
| 76 | Vollmer, Sebastian | T | 6-8 | 320 | 7/10/1984 | 4 | Houston | Kaarst, Germany |
| 83 | Welker, Wes | WR | 5-9 | 185 | 5/1/1981 | 9 | Texas Tech | Oklahoma City, Okla. |
| 62 | Wendell, Ryan | OL | 6-2 | 300 | 3/4/1986 | 4 | Fresno State | Diamond Bar, Calif. |
| 58 | White, Tracy | LB | 6-0 | 235 | 4/14/1981 | 10 | Howard | St. Stephen, S.C. |
| 75 | Wilfork, Vince | DL | 6-2 | 325 | 11/4/1981 | 9 | Miami (Fla.) | Boynton Beach, Fla. |
| 41 | Williams, Malcolm | DB | 5-11 | 205 | 11/22/1987 | 2 | Texas Christian | Grand Prairie, Texas |
| 27 | Wilson, Tavon | DB | 6-0 | 210 | 3/19/1990 | R | Illinois | Washington, D.C. |
| 39 | Woodhead, Danny | RB | 5-8 | 200 | 1/25/1985 | 5 | Chadron State | North Platte, Neb. |

NUMERICAL ROSTER

| # | NAME | POS |
|----|----------------------|-----|
| 3 | Stephen Gostkowski | K |
| 11 | Julian Edelman | WR |
| 12 | Tom Brady | QB |
| 14 | Zoltan Mesko | P |
| 15 | Ryan Mallett | QB |
| 18 | Matthew Slater | WR |
| 22 | Stevan Ridley | RB |
| 23 | Marquice Cole | CB |
| 24 | Kyle Arrington | CB |
| 25 | Patrick Chung | S |
| 26 | Derrick Martin | S |
| 27 | Tavon Wilson | DB |
| 28 | Steve Gregory | S |
| 32 | Devin McCourty | CB |
| 34 | Shane Vereen | RB |
| 37 | Alfonzo Dennard | CB |
| 38 | Brandon Bolden | RB |
| 39 | Danny Woodhead | RB |
| 41 | Malcolm Williams | DB |
| 43 | Nate Ebner | DB |
| 47 | Michael Hoomanawanui | TE |
| 48 | Danny Aiken | LS |
| 50 | Rob Ninkovich | DL |
| 51 | Jerod Mayo | LB |
| 53 | Jeff Tarpinian | LB |
| 54 | Dont'a Hightower | LB |
| 55 | Brandon Spikes | LB |
| 58 | Tracy White | LB |
| 59 | Mike Rivera | LB |
| 61 | Marcus Cannon | OL |
| 62 | Ryan Wendell | OL |
| 63 | Dan Connolly | OL |
| 64 | Donald Thomas | OL |
| 65 | Nick McDonald | OL |
| 70 | Logan Mankins | G |
| 71 | Brandon Deaderick | DL |
| 74 | Kyle Love | DL |
| 75 | Vince Wilfork | DL |
| 76 | Sebastian Vollmer | T |
| 77 | Nate Solder | T |
| 81 | Aaron Hernandez | TE |
| 83 | Wes Welker | WR |
| 84 | Deion Branch | WR |
| 85 | Brandon Lloyd | WR |
| 86 | Daniel Fells | TE |
| 87 | Rob Gronkowski | TE |
| 90 | Niko Koutouvides | LB |
| 92 | Jake Bequette | DE |
| 94 | Justin Francis | DL |
| 95 | Chandler Jones | DE |
| 96 | Jermaine Cunningham | DE |
| 97 | Ron Brace | DL |
| 99 | Trevor Scott | DE |

PRACTICE SQUAD

| # | NAME | POS | HT | WT | BORN | YR | COLLEGE | H.S. HOMETOWN |
|----|------------------|-----|-----|-----|------------|----|---------------|--------------------|
| 46 | Develin, James | RB | 6-3 | 251 | 7/23/1988 | 2 | Brown | Gilbertsville, Pa. |
| 16 | Fayson, Jarred | WR | 6-0 | 213 | 10/13/1987 | 1 | Illinois | Tampa, Fla. |
| 98 | Forston, Marcus | DL | 6-3 | 305 | 9/28/1989 | R | Miami (Fla.) | Miami, Fla. |
| 68 | Kopa, Matt | OL | 6-6 | 310 | 2/25/1987 | 2 | Stanford | Elk Grove, Calif. |
| 17 | Salas, Greg | WR | 6-1 | 209 | 8/25/1988 | 2 | Hawaii | Chino, Calif. |
| 60 | Warren, Jeremiah | OL | 6-4 | 320 | 9/20/1987 | R | South Florida | Panama City, Fla. |

PRACTICE SQUAD

| # | NAME | POS |
|----|-----------------|-----|
| 16 | Jarred Fayson | WR |
| 17 | Greg Salas | WR |
| 46 | James Develin | RB |
| 60 | Jeremiah Warren | OL |
| 68 | Matt Kopa | OL |
| 98 | Marcus Forston | DL |

RESERVE/DID NOT REPORT

| # | NAME | POS | HT | WT | BORN | YR | COLLEGE | H.S. HOMETOWN |
|----|---------------|-----|-----|-----|-----------|----|-------------|-------------------|
| 54 | Waters, Brian | G | 6-3 | 320 | 2/18/1977 | 13 | North Texas | Waxahachie, Texas |

RESERVE/DID NOT REPORT

| # | NAME | POS |
|----|--------------|-----|
| 54 | Brian Waters | G |

RESERVE/P.U.P. LIST

| # | NAME | POS | HT | WT | BORN | YR | COLLEGE | H.S. HOMETOWN |
|----|---------------|-----|-----|-----|------------|----|------------|------------------|
| 88 | Ballard, Jake | TE | 6-6 | 275 | 12/21/1987 | 2 | Ohio State | Springboro, Ohio |
| 91 | Pryor, Myron | DL | 6-1 | 305 | 6/13/1986 | 4 | Kentucky | Louisville, Ky. |

RESERVE/P.U.P. LIST

| # | NAME | POS |
|----|--------------|-----|
| 91 | Myron Pryor | DL |
| 88 | Jake Ballard | TE |

RESERVE/N.F.I. LIST

| # | NAME | POS | HT | WT | BORN | YR | COLLEGE | H.S. HOMETOWN |
|----|------------------|-----|-----|-----|-----------|----|---------|-------------------------|
| 66 | Zusevics, Markus | T | 6-5 | 300 | 4/25/1989 | R | Iowa | Arlington Heights, Ill. |

RESERVE/N.F.I. LIST

| # | NAME | POS |
|----|-----------------|-----|
| 66 | Markus Zusevics | T |

EXEMPT/LEFT SQUAD

| # | NAME | POS | HT | WT | BORN | YR | COLLEGE | H.S. HOMETOWN |
|----|-----------------|-----|-----|-----|-----------|----|----------|-------------------|
| 42 | Fiammetta, Tony | FB | 6-0 | 250 | 8/22/1986 | 4 | Syracuse | Walkersville, Md. |

EXEMPT/LEFT SQUAD

| # | NAME | POS |
|----|----------------|-----|
| 42 | Tony Fiammetta | FB |

RESERVE/INJURED LIST

| # | NAME | POS | HT | WT | BORN | YR | COLLEGE | H.S. HOMETOWN |
|----|--------------------|-----|------|-----|------------|----|---------------|-----------------|
| 26 | Allen, Will | CB | 5-10 | 195 | 8/5/1978 | 12 | Syracuse | Syracuse, N.Y. |
| 30 | Barrett, Josh | S | 6-2 | 225 | 11/22/1984 | 5 | Arizona State | Reno, Nev. |
| 42 | Demps, Jeff | RB | 5-7 | 191 | 1/8/1990 | R | Florida | Groveland, Fla. |
| 21 | Dowling, Ras-I | CB | 6-1 | 210 | 5/9/1988 | 2 | Virginia | Chesapeake, Va. |
| 52 | Fletcher, Dane | LB | 6-2 | 245 | 9/14/1986 | 3 | Montana State | Bozeman, Mont. |
| 82 | Herman, Brad | TE | 6-5 | 255 | 12/29/1989 | R | Iowa | Metamora, Ill. |
| 69 | Hix, Kyle | OL | 6-7 | 315 | 9/23/1988 | 2 | Texas | Aledo, Tex. |
| 46 | Larsen, Spencer | FB | 6-2 | 245 | 3/4/1984 | 5 | Arizona | Gilbert, Ariz. |
| 71 | Richard, Jamey | OL | 6-5 | 295 | 10/9/1984 | 5 | Buffalo | Weston, Conn. |
| 80 | Shiancoe, Visanthe | TE | 6-4 | 250 | 6/18/1980 | 10 | Morgan State | Laurel, Md. |

RESERVE/INJURED LIST

| # | NAME | POS |
|----|-------------------|-----|
| 21 | Ras-I Dowling | CB |
| 26 | Will Allen | CB |
| 30 | Josh Barrett | S |
| 42 | Jeff Demps | RB |
| 46 | Spencer Larsen | FB |
| 52 | Dane Fletcher | LB |
| 69 | Kyle Hix | OL |
| 71 | Jamey Richard | OL |
| 80 | Visanthe Shiancoe | TE |
| 82 | Brad Herman | TE |

RESERVE/MILITARY LIST

| # | NAME | POS | HT | WT | BORN | YR | COLLEGE | H.S. HOMETOWN |
|----|-------------|-----|-----|-----|-----------|----|---------|----------------|
| 15 | White, Shun | WR | 5-8 | 195 | 12/9/1985 | 1 | Navy | Memphis, Tenn. |

RESERVE/MILITARY LIST

| # | NAME | POS |
|----|------------|-----|
| 15 | Shun White | WR |

HEAD COACH: BILL BELICHICK

ASSISTANTS: Josh Boyer, Cornerbacks; Moses Cabrera, Assistant Strength and Conditioning; Ivan Fears, Running Backs; Brian Flores, Safeties;

George Godsey, Tight Ends; Patrick Graham, Defensive Line; Pepper Johnson, Linebackers; Joe Judge, Special Teams Assistant; Josh McDaniels, Offensive Coordinator/Quarterbacks;

Harold Nash, Head Strength and Conditioning; Scott O'Brien, Special Teams; Chad O'Shea, Receivers; Matt Patricia, Defensive Coordinator; Dante Scarnecchia, Assistant Head Coach/Offensive Line



2012 Numerical Roster

November 1, 2012

| | | | | | | | | |
|----|----------------------|----|------|-----|----|----|------------------------|-------------|
| 3 | Stephen Gostkowski | K | 6-1 | 215 | 28 | 7 | Memphis | D4b-06 |
| 11 | Julian Edelman | WR | 5-10 | 200 | 26 | 4 | Kent State | D7a-09 |
| 12 | Tom Brady | QB | 6-4 | 225 | 35 | 13 | Michigan | D6b-00 |
| 14 | Zoltan Mesko | P | 6-5 | 230 | 26 | 3 | Michigan | D5-10 |
| 15 | Ryan Mallett | QB | 6-6 | 245 | 24 | 2 | Arkansas | D3b-11 |
| 18 | Matthew Slater | WR | 6-0 | 210 | 27 | 5 | UCLA | D5-08 |
| 22 | Stevan Ridley | RB | 5-11 | 220 | 23 | 2 | Louisiana State | D3a-11 |
| 23 | Marquice Cole | CB | 5-10 | 195 | 28 | 4 | Northwestern | FA-12 |
| 24 | Kyle Arrington | CB | 5-10 | 195 | 26 | 4 | Hofstra | FA-09 |
| 25 | Patrick Chung | S | 5-11 | 210 | 25 | 4 | Oregon | D2a-09 |
| 26 | Derrick Martin | S | 5-10 | 203 | 27 | 7 | Wyoming | FA-12 |
| 27 | Tavon Wilson | DB | 6-0 | 210 | 22 | R | Illinois | D2-12 |
| 28 | Steve Gregory | S | 5-11 | 200 | 29 | 7 | Syracuse | UFA(SD)-12 |
| 32 | Devin McCourty | CB | 5-10 | 195 | 25 | 3 | Rutgers | D1-10 |
| 34 | Shane Vereen | RB | 5-9 | 205 | 23 | 2 | California | D2b-11 |
| 37 | Alfonzo Dennard | DB | 5-10 | 200 | 23 | R | Nebraska | D7a-12 |
| 38 | Brandon Bolden | RB | 5-11 | 220 | 22 | R | Mississippi | FA-12 |
| 39 | Danny Woodhead | RB | 5-8 | 200 | 27 | 5 | Chadron State | FA-10 |
| 41 | Malcom Williams | DB | 5-11 | 205 | 24 | 2 | Texas Christian | D7-11 |
| 43 | Nate Ebner | DB | 6-0 | 210 | 23 | R | Ohio State | D6-12 |
| 47 | Michael Hoomanawanui | TE | 6-4 | 263 | 24 | 3 | Illinois | FA-12 |
| 48 | Danny Aiken | LS | 6-4 | 260 | 24 | 2 | Virginia | CW(BUF)-11 |
| 50 | Rob Ninkovich | DL | 6-2 | 260 | 28 | 7 | Purdue | FA-09 |
| 51 | Jerod Mayo | LB | 6-1 | 250 | 26 | 5 | Tennessee | D1-08 |
| 53 | Jeff Tarpinian | LB | 6-3 | 240 | 25 | 2 | Iowa | FA-11 |
| 54 | Dont'a Hightower | LB | 6-3 | 270 | 22 | R | Alabama | D1b-12 |
| 55 | Brandon Spikes | LB | 6-2 | 255 | 25 | 3 | Florida | D2c-10 |
| 58 | Tracy White | LB | 6-0 | 235 | 31 | 10 | Howard | TR(PHI)-10 |
| 59 | Mike Rivera | LB | 6-2 | 255 | 26 | 1 | Kansas | FA-12 |
| 61 | Marcus Cannon | OL | 6-5 | 340 | 24 | 2 | Texas Christian | D5a-11 |
| 62 | Ryan Wendell | OL | 6-2 | 300 | 26 | 4 | Fresno State | FA-08 |
| 63 | Dan Connolly | OL | 6-4 | 310 | 30 | 7 | Southeast Missouri St. | FA(JAX)-08 |
| 64 | Donald Thomas | OL | 6-4 | 305 | 27 | 5 | Connecticut | FA-11 |
| 65 | Nick McDonald | OL | 6-4 | 305 | 25 | 3 | Grand Valley State | FA-11 |
| 70 | Logan Mankins | G | 6-4 | 310 | 30 | 8 | Fresno State | D1-05 |
| 71 | Brandon Deaderick | DL | 6-4 | 305 | 25 | 3 | Alabama | D7b-10 |
| 74 | Kyle Love | DL | 6-1 | 315 | 25 | 3 | Mississippi State | FA-10 |
| 75 | Vince Wilfork | DL | 6-2 | 325 | 30 | 9 | Miami (Fla.) | D1a-04 |
| 76 | Sebastian Vollmer | T | 6-8 | 320 | 28 | 4 | Houston | D2d-09 |
| 77 | Nate Solder | T | 6-8 | 320 | 24 | 2 | Colorado | D1-11 |
| 81 | Aaron Hernandez | TE | 6-1 | 245 | 22 | 3 | Florida | D4-10 |
| 83 | Wes Welker | WR | 5-9 | 185 | 31 | 9 | Texas Tech | TR(MIA)-07 |
| 84 | Deion Branch | WR | 5-9 | 195 | 33 | 11 | Louisville | FA-12 |
| 85 | Brandon Lloyd | WR | 6-0 | 200 | 31 | 10 | Illinois | UFA(STL)-12 |
| 86 | Daniel Fells | TE | 6-4 | 265 | 29 | 6 | UC Davis | UFA(DEN)-12 |
| 87 | Rob Gronkowski | TE | 6-6 | 265 | 23 | 3 | Arizona | D2a-10 |
| 90 | Niko Koutouvides | LB | 6-2 | 245 | 31 | 9 | Purdue | FA-12 |
| 92 | Jake Bequette | DE | 6-5 | 265 | 23 | R | Arkansas | D3-12 |
| 94 | Justin Francis | DL | 6-4 | 270 | 23 | R | Rutgers | FA-12 |
| 95 | Chandler Jones | DE | 6-5 | 260 | 22 | R | Syracuse | D1a-12 |
| 96 | Jermaine Cunningham | DE | 6-3 | 255 | 24 | 3 | Florida | D2b-10 |
| 97 | Ron Brace | DL | 6-3 | 330 | 25 | 4 | Boston College | D2b-09 |
| 99 | Trevor Scott | DE | 6-5 | 250 | 28 | 5 | Buffalo | UFA(OAK)-12 |

PRACTICE SQUAD

| # | NAME | POS | HT | WT | AGE | YR | COLLEGE | ACQ. |
|----|-----------------|-----|-----|-----|-----|----|---------------|------------|
| 16 | Jarred Fayson | WR | 6-0 | 213 | 25 | 1 | Illinois | FA-12 |
| 17 | Greg Salas | WR | 6-1 | 209 | 24 | 2 | Hawaii | TR(STL)-12 |
| 46 | James Develin | RB | 6-3 | 251 | 24 | 2 | Brown | FA-12 |
| 60 | Jeremiah Warren | OL | 6-4 | 320 | 25 | R | South Florida | FA-12 |
| 68 | Matt Kopa | OL | 6-6 | 310 | 25 | 2 | Stanford | FA-11 |
| 98 | Marcus Forston | DL | 6-3 | 305 | 23 | R | Miami (Fla.) | FA-12 |

RESERVE/DID NOT REPORT

| # | NAME | POS | HT | WT | AGE | YR | COLLEGE | ACQ. |
|----|--------------|-----|-----|-----|-----|----|-------------|-------|
| 54 | Brian Waters | G | 6-3 | 320 | 35 | 13 | North Texas | FA-11 |

RESERVE/P.U.P. LIST

| # | NAME | POS | HT | WT | AGE | YR | COLLEGE | DATE |
|----|--------------|-----|-----|-----|-----|----|------------|-----------|
| 88 | Jake Ballard | TE | 6-6 | 275 | 24 | 2 | Ohio State | (8/27/12) |
| 91 | Myron Pryor | DL | 6-1 | 305 | 26 | 4 | Kentucky | (8/27/12) |

RESERVE/N.F.I. LIST

| # | NAME | POS | HT | WT | AGE | YR | COLLEGE | DATE |
|----|-----------------|-----|-----|-----|-----|----|---------|-----------|
| 66 | Markus Zusevics | T | 6-5 | 300 | 23 | R | Iowa | (8/27/12) |

EXEMPT/LEFT SQUAD

| # | NAME | POS | HT | WT | AGE | YR | COLLEGE | ACQ. |
|----|----------------|-----|-----|-----|-----|----|----------|-------|
| 42 | Tony Fiammetta | FB | 6-0 | 250 | 26 | 4 | Syracuse | FA-12 |

RESERVE/INJURED LIST

| # | NAME | POS | HT | WT | AGE | YR | COLLEGE | INJURY (IR date) |
|----|-------------------|-----|------|-----|-----|----|---------------|--------------------|
| 21 | Ras-I Dowling | CB | 6-1 | 210 | 24 | 2 | Virginia | thigh (10/26/12) |
| 26 | Will Allen | CB | 5-10 | 195 | 34 | 12 | Syracuse | knee (8/27/12) |
| 30 | Josh Barrett | S | 6-2 | 225 | 27 | 5 | Arizona State | groin (8/27/12) |
| 42 | Jeff Demps | RB | 5-7 | 191 | 22 | R | Florida | knee (8/31/12) |
| 46 | Spencer Larsen | FB | 6-2 | 245 | 28 | 5 | Arizona | knee (8/27/12) |
| 52 | Dane Fletcher | LB | 6-2 | 245 | 26 | 3 | Montana State | knee (8/14/12) |
| 69 | Kyle Hix | OL | 6-7 | 315 | 24 | 2 | Texas | shoulder (8/21/12) |
| 71 | Jamey Richard | OL | 6-5 | 295 | 28 | 5 | Buffalo | head (8/2/12) |
| 80 | Visanthe Shiancoe | TE | 6-4 | 250 | 32 | 10 | Morgan State | (9/5/12) |
| 82 | Brad Herman | TE | 6-5 | 255 | 22 | R | Iowa | Achilles (6/12/12) |

RESERVE/MILITARY LIST

| # | NAME | POS | HT | WT | AGE | YR | COLLEGE | DATE |
|----|------------|-----|-----|-----|-----|----|---------|-----------|
| 15 | Shun White | WR | 5-8 | 195 | 26 | 1 | Navy | (8/17/09) |



2012 Transactions

UPDATED: November 1, 2012

JANUARY, 2012

| | | |
|-----------|----------------|--------------------------|
| 1/12/2012 | Hartline, Mike | Signed a future contract |
|-----------|----------------|--------------------------|

FEBRUARY, 2012

| | | |
|-----------|-------------------|--------------------------|
| 2/7/2012 | Carter, Markell | Signed a future contract |
| 2/7/2012 | Davis, Britt | Signed a future contract |
| 2/7/2012 | Kopa, Matt | Signed a future contract |
| 2/7/2012 | Lavarias, Aaron | Signed a future contract |
| 2/7/2012 | Rivera, Mike | Signed a future contract |
| 2/7/2012 | Underwood, Tiquan | Signed a future contract |
| 2/7/2012 | Ventrone, Ross | Signed a future contract |
| 2/14/2012 | Kettani, Eric | Signed a future contract |
| 2/22/2012 | Ohmberger, Rich | Released |
| 2/22/2012 | Wright, Mike | Released |

MARCH, 2012

| | | |
|-----------|--------------------|-----------------------------|
| 3/5/2012 | Welker, Wes | Designated Franchise Player |
| 3/13/2012 | Hoyer, Brian | Tendered contract |
| 3/13/2012 | Love, Kyle | Tendered contract |
| 3/15/2012 | Slater, Matthew | Signed |
| 3/15/2012 | Harrison, Marcus | Signed |
| 3/16/2012 | Gregory, Steve | Signed |
| 3/16/2012 | White, Tracy | Signed |
| 3/17/2012 | Gonzalez, Anthony | Signed |
| 3/19/2012 | Cole, Marquice | Signed |
| 3/19/2012 | Scott, Trevor | Signed |
| 3/20/2012 | Connolly, Dan | Signed |
| 3/20/2012 | Fanene, Jonathan | Signed |
| 3/20/2012 | Fells, Daniel | Signed |
| 3/20/2012 | Lloyd, Brandon | Signed |
| 3/20/2012 | Cox, Christian | Released |
| 3/21/2012 | Allen, Will | Signed |
| 3/21/2012 | Gallery, Robert | Signed |
| 3/23/2012 | Hoyer, Brian | Signed |
| 3/23/2012 | Stallworth, Donte' | Signed |
| 3/26/2012 | Polite, Lousaka | Released |
| 3/30/2012 | Branch, Deion | Signed |
| 3/30/2012 | Fiammetta, Tony | Signed |
| 3/30/2012 | Larsen, Spencer | Signed |

APRIL, 2012

| | | |
|-----------|-------------------|---------|
| 4/5/2012 | Carpenter, Bobby | Signed |
| 4/16/2012 | Koppen, Dan | Signed |
| 4/16/2012 | Koepplin, Chris | Signed |
| 4/26/2012 | Jones, Chandler | Drafted |
| 4/26/2012 | Hightower, Dont'a | Drafted |
| 4/27/2012 | Wilson, Tavon | Drafted |
| 4/27/2012 | Bequette, Jake | Drafted |
| 4/28/2012 | Ebner, Nate | Drafted |
| 4/28/2012 | Dennard, Alfonso | Drafted |
| 4/28/2012 | Ebert, Jeremy | Drafted |

MAY, 2012

| | | |
|-----------|-------------------|--------------------------|
| 5/3/2012 | Warren, Gerard | Signed |
| 5/3/2012 | Underwood, Tiquan | Released |
| 5/7/2012 | Light, Matt | Announced his retirement |
| 5/7/2012 | Gaffney, Jabar | Signed |
| 5/10/2012 | Addai, Joseph | Signed |
| 5/10/2012 | Bolden, Brandon | Signed |
| 5/10/2012 | Forston, Marcus | Signed |
| 5/10/2012 | Francis, Justin | Signed |
| 5/10/2012 | Herman, Brad | Signed |
| 5/10/2012 | Roark, Matt | Signed |
| 5/10/2012 | Warren, Jeremiah | Signed |
| 5/10/2012 | Zusevics, Markus | Signed |
| 5/15/2012 | Wilson, Tavon | Signed/Draft Choice |
| 5/15/2012 | Hartline, Mike | Released |
| 5/17/2012 | Ebert, Jeremy | Signed/Draft Choice |
| 5/18/2012 | Opperud, Jon | Signed |
| 5/21/2012 | Ebner, Nate | Signed/Draft Choice |
| 5/21/2012 | Welker, Wes | Signed Franchise Tender |
| 5/23/2012 | Jones, Chandler | Signed/Draft Choice |
| 5/29/2012 | Dennard, Alfonso | Signed/Draft Choice |
| 5/29/2012 | Melillo, Nick | Signed |
| 5/29/2012 | Richard, Jamey | Signed |
| 5/29/2012 | Gonzalez, Anthony | Released |

JUNE, 2012

| | | |
|-----------|-----------------|---------------------------|
| 6/7/2012 | Scaife, Bo | Signed |
| 6/7/2012 | Carter, Markell | Released |
| 6/7/2012 | Melillo, Nick | Released |
| 6/7/2012 | Ochocinco, Chad | Released |
| 6/7/2012 | Opperud, Jon | Released |
| 6/11/2012 | Holley, Jesse | Signed |
| 6/11/2012 | Ingersoll, Mike | Signed |
| 6/11/2012 | Urban, Tyler | Signed |
| 6/12/2012 | Ballard, Jake | Claimed off Waivers (NYG) |

Continued

June, 2012

| | | |
|-----------|-----------------|--------------------------------------|
| 6/12/2012 | Herman, Brad | Placed on Reserve/Injured (Achilles) |
| 6/15/2012 | Bequette, Jake | Signed/Draft Choice |
| 6/19/2012 | Ingersoll, Mike | Released |
| 6/19/2012 | Scaife, Bo | Released |
| 6/22/2012 | Ihedigbo, James | Signed |

July, 2012

| | | |
|-----------|--------------------|---------------------|
| 7/19/2012 | Hightower, Don't'a | Signed/Draft Choice |
| 7/20/2012 | Roark, Matt | Released |
| 7/23/2012 | Love, Kyle | Signed |
| 7/25/2012 | Bulman, Tim | Signed |
| 7/25/2012 | Shiancoe, Visanthe | Signed |
| 7/25/2012 | Addai, Joseph | Released |
| 7/27/2012 | Weems, Darriion | Signed |

August, 2012

| | | |
|-----------|--------------------|--------------------------------------|
| 8/2/2012 | Dennis, Derek | Signed |
| 8/2/2012 | Waldron, Dustin | Claimed off Waivers (MIA) |
| 8/2/2012 | Richard, Jamey | Placed on Reserve/Injured (head) |
| 8/4/2012 | Huggins, Kareem | Signed |
| 8/4/2012 | Martin, Derrick | Signed |
| 8/4/2012 | Gallery, Robert | Announced his retirement |
| 8/4/2012 | Fiammetta, Tony | Placed on Exempt/Left Squad |
| 8/5/2012 | Huggins, Kareem | Released |
| 8/8/2012 | Hill, Kyle | Signed |
| 8/14/2012 | Davis, Britt | Released |
| 8/14/2012 | Fletcher, Dane | Placed on Reserve/Injured (knee) |
| 8/17/2012 | Demps, Jeff | Signed |
| 8/21/2012 | Hix, Kyle | Placed on Reserve/Injured (shoulder) |
| 8/21/2012 | Fanene, Jonathan | Released |
| 8/21/2012 | Hill, Kyle | Released |
| 8/21/2012 | Koepplin, Chris | Released |
| 8/27/2012 | Ballard, Jake | Placed on Reserve/PUP |
| 8/27/2012 | Pryor, Myron | Placed on Reserve/PUP |
| 8/27/2012 | Zusevics, Markus | Placed on Reserve/N.F.I. |
| 8/27/2012 | Allen, Will | Placed on Reserve/Injured (knee) |
| 8/27/2012 | Barrett, Josh | Placed on Reserve/Injured (groin) |
| 8/27/2012 | Larsen, Spencer | Placed on Reserve/Injured (knee) |
| 8/27/2012 | Bulman, Tim | Released |
| 8/27/2012 | Gaffney, Jabar | Released |
| 8/27/2012 | Stallworth, Donte' | Released |
| 8/27/2012 | Ventrone, Ross | Released |
| 8/27/2012 | Warren, Gerard | Released |
| 8/27/2012 | Taylor, Kerry | Claimed off Waivers (MIN) |
| 8/31/2012 | Demps, Jeff | Placed on Reserve/Injured (knee) |
| 8/31/2012 | Branch, Deion | Released |
| 8/31/2012 | Brown, Sergio | Released |
| 8/31/2012 | Dennis, Derek | Released |
| 8/31/2012 | Ebert, Jeremy | Released |
| 8/31/2012 | Harrison, Marcus | Released |
| 8/31/2012 | Holley, Jesse | Released |
| 8/31/2012 | Hoyer, Brian | Released |
| 8/31/2012 | Ihedigbo, James | Released |
| 8/31/2012 | Kettani, Eric | Released |
| 8/31/2012 | Kopa, Matt | Released |
| 8/31/2012 | Koppen, Dan | Released |
| 8/31/2012 | Koutouvides, Niko | Released |
| 8/31/2012 | Lavarias, Aaron | Released |
| 8/31/2012 | Martin, Derrick | Released |
| 8/31/2012 | Silvestro, Alex | Released |
| 8/31/2012 | Tarpinian, Jeff | Released |
| 8/31/2012 | Taylor, Kerry | Released |
| 8/31/2012 | Urban, Tyler | Released |
| 8/31/2012 | Waldron, Dustin | Released |
| 8/31/2012 | Warren, Jeremiah | Released |
| 8/31/2012 | Weems, Darriion | Released |
| 8/31/2012 | Williams, Malcolm | Released |

SEPTEMBER, 2012

| | | |
|----------|-----------------------|---|
| 9/1/2012 | Salas, Greg | Acquired via Trade (STL) |
| 9/1/2012 | Tennant, Matt | Claimed off Waivers (NO) |
| 9/1/2012 | Carpenter, Bobby | Released |
| 9/1/2012 | Austin, Thomas | Signed to the practice squad |
| 9/1/2012 | Kettani, Eric | Signed to the practice squad |
| 9/1/2012 | Kirkland, Sam | Signed to the practice squad |
| 9/1/2012 | Kopa, Matt | Signed to the practice squad |
| 9/1/2012 | Silvestro, Alex | Signed to the practice squad |
| 9/1/2012 | Tarpinian, Jeff | Signed to the practice squad |
| 9/1/2012 | Williams, Malcolm | Signed to the practice squad |
| 9/2/2012 | Develin, James | Signed to the practice squad |
| 9/4/2012 | Hilliard, Lex | Signed |
| 9/4/2012 | Tennant, Matt | Released |
| 9/5/2012 | Hoomanawanui, Michael | Signed |
| 9/5/2012 | Shiancoe, Visanthe | Placed on Reserve/Injured (designated for return) |
| 9/5/2012 | Taylor, Kerry | Signed to the practice squad |



2012 Transactions

Continued

SEPTEMBER, 2012

| | | |
|-----------|-------------------|----------------------------------|
| 9/5/2012 | Warren, Jeremiah | Signed to the practice squad |
| 9/5/2012 | Kettani, Eric | Released from the practice squad |
| 9/5/2012 | Kirkland, Sam | Released from the practice squad |
| 9/12/2012 | Quarles, Cyhl | Signed to the practice squad |
| 9/12/2012 | Silvestro, Alex | Released from the practice squad |
| 9/19/2012 | Branch, Deion | Signed |
| 9/19/2012 | Koutouvides, Niko | Signed |
| 9/19/2012 | Winslow, Kellen | Signed |
| 9/19/2012 | Hilliard, Lex | Released |
| 9/19/2012 | Rivera, Mike | Released |
| 9/19/2012 | Salas, Greg | Released |
| 9/20/2012 | Salas, Greg | Signed to the practice squad |
| 9/20/2012 | Taylor, Kerry | Released from the practice squad |
| 9/26/2012 | McClain, Terrell | Signed |
| 9/26/2012 | Forston, Marcus | Released |
| 9/27/2012 | Winslow, Kellen | Released |
| 9/28/2012 | Forston, Marcus | Signed to the practice squad |
| 9/28/2012 | Quarles, Cyhl | Released from the practice squad |
| 9/29/2012 | Tennant, Matt | Signed |

OCTOBER, 2012

| | | |
|------------|-------------------|-----------------------------------|
| 10/3/2012 | Carpenter, Bobby | Signed |
| 10/3/2012 | Silvestro, Alex | Signed to the practice squad |
| 10/3/2012 | McClain, Terrell | Released |
| 10/3/2012 | Austin, Thomas | Released from the practice squad |
| 10/20/2012 | Tarpinian, Jeff | Signed from the practice squad |
| 10/20/2012 | Tennant, Matt | Released |
| 10/26/2012 | Dowling, Ras-I | Placed on Reserve/Injured (thigh) |
| 10/27/2012 | Williams, Malcolm | Signed from the practice squad |
| 10/30/2012 | Carpenter, Bobby | Released |
| 10/31/2012 | Martin, Derrick | Signed |
| 10/31/2012 | Rivera, Mike | Signed |
| 10/31/2012 | Moore, Sterling | Released |
| 10/31/2012 | Silvestro, Alex | Released from the practice squad |

NOVEMBER, 2012

| | | |
|-----------|----------------|------------------------------|
| 11/1/2012 | Fayson, Jarred | Signed to the practice squad |
|-----------|----------------|------------------------------|



2012 Positional Roster

November 1, 2012

| DEFENSE (27) | | | | | | | |
|-----------------------------------|-----------------------|-----|------|-----|------------|----|------------------------|
| # | NAME | POS | HT | WT | BORN | YR | H.S. HOMETOWN |
| DEFENSIVE LINE (10) | | | | | | | |
| 92 | Bequette, Jake | DE | 6-5 | 265 | 2/21/1989 | R | Little Rock, Ark. |
| 97 | Brace, Ron | DL | 6-3 | 330 | 12/18/1986 | 4 | Worcester, Mass. |
| 96 | Cunningham, Jermaine | DE | 6-3 | 255 | 4/24/1988 | 3 | Florida |
| 71 | Deaderick, Brandon | DL | 6-4 | 305 | 8/19/1987 | 3 | Alabama |
| 94 | Francis, Justin | DL | 6-4 | 270 | 2/8/1989 | R | Rutgers |
| 95 | Jones, Chandler | DE | 6-5 | 260 | 2/27/1990 | R | Syracuse |
| 74 | Love, Kyle | DL | 6-1 | 315 | 11/18/1986 | 3 | Mississippi State |
| 99 | Scott, Trevor | DE | 6-5 | 250 | 8/30/1984 | 5 | Buffalo |
| 50 | Ninkovich, Rob | DL | 6-2 | 260 | 2/1/1984 | 7 | Purdue |
| 75 | Wilfork, Vince | DL | 6-2 | 325 | 11/4/1981 | 9 | Miami (Fla.) |
| LINEBACKER (7) | | | | | | | |
| 54 | Hightower, Dont'a | LB | 6-3 | 270 | 3/12/1990 | R | Alabama |
| 90 | Koutouvides, Niko | LB | 6-2 | 245 | 3/25/1981 | 9 | Purdue |
| 51 | Mayo, Jerod | LB | 6-1 | 250 | 2/23/1986 | 5 | Tennessee |
| 59 | Rivera, Mike | LB | 6-2 | 255 | 1/10/1986 | 1 | Kansas |
| 55 | Spikes, Brandon | LB | 6-2 | 255 | 9/3/1987 | 3 | Florida |
| 53 | Tarplinian, Jeff | LB | 6-3 | 240 | 10/16/1987 | 2 | Iowa |
| 58 | White, Tracy | LB | 6-0 | 235 | 4/14/1981 | 10 | Howard |
| DEFENSIVE BACK (10) | | | | | | | |
| 24 | Arrington, Kyle | CB | 5-10 | 195 | 8/12/1986 | 4 | Hofstra |
| 25 | Chung, Patrick | S | 5-11 | 210 | 8/19/1987 | 4 | Oregon |
| 23 | Cole, Marquice | CB | 5-10 | 195 | 11/13/1983 | 4 | Northwestern |
| 37 | Dennard, Alfonso | CB | 5-10 | 200 | 9/9/1989 | R | Nebraska |
| 43 | Ebner, Nate | DB | 6-0 | 210 | 12/14/1988 | R | Ohio State |
| 28 | Gregory, Steve | S | 5-11 | 200 | 1/8/1983 | 7 | Syracuse |
| 26 | Martin, Derrick | S | 5-10 | 203 | 5/16/1985 | 7 | Wyoming |
| 32 | McCourtly, Devin | CB | 5-10 | 195 | 8/13/1987 | 3 | Rutgers |
| 41 | Williams, Malcom | DB | 5-11 | 205 | 11/22/1987 | 2 | Texas Christian |
| 27 | Wilson, Tavon | DB | 6-0 | 210 | 3/19/1990 | R | Illinois |
| OFFENSE (23) | | | | | | | |
| # | NAME | POS | HT | WT | BORN | YR | H.S. HOMETOWN |
| OFFENSIVE LINE (8) | | | | | | | |
| 61 | Cannon, Marcus | OL | 6-5 | 340 | 5/6/1988 | 2 | Texas Christian |
| 63 | Connolly, Dan | OL | 6-4 | 310 | 9/2/1982 | 7 | Southeast Missouri St. |
| 70 | Mankins, Logan | G | 6-4 | 310 | 3/10/1982 | 8 | Fresno State |
| 65 | McDonald, Nick | OL | 6-4 | 305 | 6/27/1987 | 3 | Grand Valley State |
| 77 | Solder, Nate | T | 6-8 | 320 | 4/12/1988 | 2 | Colorado |
| 64 | Thomas, Donald | OL | 6-4 | 305 | 9/25/1985 | 5 | Connecticut |
| 76 | Vollmer, Sebastian | T | 6-8 | 320 | 7/10/1984 | 4 | Houston |
| 62 | Wendell, Ryan | OL | 6-2 | 300 | 3/4/1986 | 4 | Fresno State |
| QUARTERBACK (2) | | | | | | | |
| 12 | Brady, Tom | QB | 6-4 | 225 | 8/3/1977 | 13 | Michigan |
| 15 | Mallett, Ryan | QB | 6-6 | 245 | 6/5/1988 | 2 | Arkansas |
| WIDE RECEIVER (5) | | | | | | | |
| 84 | Branch, Deion | WR | 5-9 | 195 | 7/18/1979 | 11 | Louisville |
| 11 | Edelman, Julian | WR | 5-10 | 200 | 5/22/1986 | 4 | Kent State |
| 85 | Lloyd, Brandon | WR | 6-0 | 200 | 7/5/1981 | 10 | Illinois |
| 18 | Slater, Matthew | WR | 6-0 | 210 | 9/9/1985 | 5 | UCLA |
| 83 | Welker, Wes | WR | 5-9 | 185 | 5/1/1981 | 9 | Texas Tech |
| RUNNING BACK (4) | | | | | | | |
| 38 | Bolden, Brandon | RB | 5-11 | 220 | 1/26/1990 | R | Mississippi |
| 22 | Ridley, Stevan | RB | 5-11 | 220 | 1/27/1989 | 2 | Louisiana State |
| 34 | Vereen, Shane | RB | 5-9 | 205 | 5/2/1989 | 2 | California |
| 39 | Woodhead, Danny | RB | 5-8 | 200 | 1/25/1985 | 5 | Chadron State |
| TIGHT END (4) | | | | | | | |
| 86 | Fells, Daniel | TE | 6-4 | 265 | 9/23/1983 | 6 | UC Davis |
| 87 | Gronkowski, Rob | TE | 6-6 | 265 | 5/14/1989 | 3 | Arizona |
| 81 | Hernandez, Aaron | TE | 6-1 | 245 | 11/6/1989 | 3 | Florida |
| 47 | Hoomanawanui, Michael | TE | 6-4 | 263 | 7/4/1988 | 3 | Illinois |
| SPECIALISTS (3) | | | | | | | |
| # | NAME | POS | HT | WT | BORN | YR | H.S. HOMETOWN |
| SPECIALISTS (3) | | | | | | | |
| 48 | Alken, Danny | LS | 6-4 | 260 | 8/28/1988 | 2 | Virginia |
| 3 | Gostkowski, Stephen | K | 6-1 | 215 | 1/28/1984 | 7 | Memphis |
| 14 | Mesko, Zoltan | P | 6-5 | 230 | 3/6/1986 | 3 | Michigan |
| RESERVE/DID NOT REPORT (1) | | | | | | | |
| # | NAME | POS | HT | WT | BORN | YR | H.S. HOMETOWN |
| RESERVE/DID NOT REPORT (1) | | | | | | | |
| 54 | Waters, Brian | G | 6-3 | 320 | 2/18/1977 | 13 | North Texas |
| RESERVE/P.U.P. LIST (2) | | | | | | | |
| # | NAME | POS | HT | WT | BORN | YR | H.S. HOMETOWN |
| RESERVE/P.U.P. LIST (2) | | | | | | | |
| 88 | Ballard, Jake | TE | 6-6 | 275 | 12/21/1987 | 2 | Ohio State |
| 91 | Pryor, Myron | DL | 6-1 | 305 | 6/13/1986 | 4 | Kentucky |
| RESERVE/N.F.I. LIST (1) | | | | | | | |
| # | NAME | POS | HT | WT | BORN | YR | H.S. HOMETOWN |
| RESERVE/N.F.I. LIST (1) | | | | | | | |
| 66 | Zusevics, Markus | T | 6-5 | 300 | 4/25/1989 | R | Iowa |
| EXEMPT/LEFT SQUAD (1) | | | | | | | |
| # | NAME | POS | HT | WT | BORN | YR | H.S. HOMETOWN |
| EXEMPT/LEFT SQUAD (1) | | | | | | | |
| 42 | Fiammetta, Tony | FB | 6-0 | 250 | 8/22/1986 | 4 | Syracuse |
| RESERVE/INJURED (10) | | | | | | | |
| # | NAME | POS | HT | WT | BORN | YR | H.S. HOMETOWN |
| RESERVE/INJURED (10) | | | | | | | |
| 26 | Allen, Will | CB | 5-10 | 195 | 8/5/1978 | 12 | Syracuse |
| 30 | Barrett, Josh | S | 6-2 | 225 | 11/22/1984 | 5 | Arizona State |
| 42 | Demps, Jeff | RB | 5-7 | 191 | 1/8/1990 | R | Florida |
| 21 | Dowling, Ras-I | CB | 6-1 | 210 | 5/9/1988 | 2 | Virginia |
| 52 | Fletcher, Dane | LB | 6-2 | 245 | 9/14/1986 | 3 | Montana State |
| 82 | Herman, Brad | TE | 6-5 | 255 | 12/29/1989 | R | Iowa |
| 69 | Hix, Kyle | OL | 6-7 | 315 | 9/23/1988 | 2 | Texas |
| 46 | Larsen, Spencer | FB | 6-2 | 245 | 3/4/1984 | 5 | Arizona |
| 71 | Richard, Jamey | OL | 6-5 | 295 | 10/9/1984 | 5 | Buffalo |
| 80 | Shiancoe, Visanthe | TE | 6-4 | 250 | 6/18/1980 | 10 | Morgan State |
| RESERVE/MILITARY (1) | | | | | | | |
| # | NAME | POS | HT | WT | BORN | YR | H.S. HOMETOWN |
| RESERVE/MILITARY (1) | | | | | | | |
| 15 | White, Shun | WR | 5-8 | 195 | 12/9/1985 | 1 | Navy |



How The Patriots Were Built

UPDATED: November 1, 2012

| <u>YEAR</u> | <u>DRAFTEES (29)</u> | <u>VETERAN FREE AGENTS (15)</u> | <u>WAIVERS (1) / TRADES (2)</u> | <u>ROOKIE AND FIRST-YEAR FREE AGENTS (6)</u> |
|-------------|--|--|-------------------------------------|--|
| 2000 | Tom Brady (6b) | | | |
| 2004 | Vince Wilfork (1a) | | | |
| 2005 | Logan Mankins (1) | | | |
| 2006 | Stephen Gostkowski (4b) | | | |
| 2007 | | Wes Welker (fa)(tr-MIA) | | |
| 2008 | Jerod Mayo (1) Matthew Slater (5) | Dan Connolly (fa)(JAX) | | Ryan Wendell (fa) |
| 2009 | Patrick Chung (2a) Ron Brace (2b) Sebastian Vollmer (2d) Julian Edelman (7a) | Rob Ninkovich (5)(NO) | | Kyle Arrington (fa) (PHI) |
| 2010 | Devin McCourty (1) Rob Gronkowski (2a) Jermaine Cunningham (2b) Brandon Spikes (2c) Aaron Hernandez (4) Zoltan Mesko (5) Brandon Deaderick (7) | Danny Woodhead (fa)(NYJ) | Tracy White (fa) (tr-PHI) | Kyle Love (fa) |
| 2011 | Nate Solder (1) Shane Vereen (2b) Stevan Ridley (3a) Ryan Mallett (3b) Marcus Cannon (5a) Malcolm Williams (7) | Nick McDonald (fa)(GB) Donald Thomas (6)(MIA) | Danny Aiken (fa) CW (BUF) | Jeff Tarpinian (fa) |
| 2012 | Chandler Jones (1a) Dont'a Hightower (1b) Tavon Wilson (2) Jake Bequette (3) Nate Ebner (6) Alfonzo Dennard (7a) | Deion Branch (2)(NE) Marquice Cole (fa)(OAK) Daniel Fells (fa)(ATL) Steve Gregory (fa)(SD) Michael Hoomanawanui (5)(STL) Niko Koutouvides (4)(SEA) Brandon Lloyd (4)(SF) Derrick Martin (6)(BAL) Mike Rivera (fa) Trevor Scott (6)(OAK) | | Brandon Bolden (fa) Justin Francis (fa) |

NOTE: Team in parenthesis is the player's prior team
(#) – indicates round drafted
(fa) – indicates non-drafted free agents

RESERVE/INJURED (10)

Will Allen (1) (NYG)
Josh Barrett (7) CW (DEN)
Jeff Demps (fa)
Ras-I Dowling (2)
Dane Fletcher (fa)
Brad Herman (fa)
Kyle Hix (fa)
Spencer Larsen (6) (DEN)
Jamey Richard (7)(IND)
Visanthe Shiancoe (3)(NYG)

RESERVE/DID NOT REPORT (1)

Brian Waters (fa)(DAL)

RESERVE/MILITARY (1)

Shun White (fa)

EXEMPT/LEFT SQUAD (1)

Tony Fiammetta (4)(CAR)

RESERVE/P.U.P. LIST (2)

Jake Ballard (fa) CW (NYG)

Myron Pryor (6b)

RESERVE/N.F.I. LIST (1)

Markus Zusevics (fa)



UNOFFICIAL DEPTH CHART

Unofficial depth chart compiled by Patriots media relations, November 1, 2012

OFFENSE

| | | | | |
|------------|----------------------|--------------------------|-------------------|-------------------------|
| WR: | 83 Wes Welker | 11 Julian Edelman | | |
| LT: | 77 Nate Solder | 61 Marcus Cannon | | |
| LG: | 70 Logan Mankins | 64 Donald Thomas | | |
| C: | 62 Ryan Wendell | 65 Nick McDonald | | |
| RG: | 63 Dan Connolly | 65 Nick McDonald | | |
| RT: | 76 Sebastian Vollmer | 61 Marcus Cannon | | |
| TE: | 87 Rob Gronkowski | 81 Aaron Hernandez | 86 Daniel Fells | 47 Michael Hoomanawanui |
| WR: | 85 Brandon Lloyd | 84 Deion Branch | 18 Matthew Slater | |
| QB: | 12 Tom Brady | 15 Ryan Mallett | | |
| RB: | 39 Danny Woodhead | 34 Shane Vereen | | |
| RB: | 22 Stevan Ridley | <u>38 Brandon Bolden</u> | | |

DEFENSE

| | | | | |
|-------------|----------------------------|---------------------------|----------------------|-------------------------|
| LE: | 50 Rob Ninkovich | 96 Jermaine Cunningham | 99 Trevor Scott | <u>92 Jake Bequette</u> |
| DT: | 75 Vince Wilfork | 97 Ron Brace | | |
| DT: | 74 Kyle Love | <u>94 Justin Francis</u> | | |
| RE: | <u>95 Chandler Jones</u> | 71 Brandon Deaderick | | |
| LB: | 51 Jerod Mayo | 53 Jeff Tarpinian | 59 Mike Rivera | |
| LB: | 55 Brandon Spikes | 90 Niko Koutouvides | | |
| LB: | <u>54 Dont'a Hightower</u> | 58 Tracy White | | |
| LCB: | 32 Devin McCourty | <u>37 Alfonzo Dennard</u> | | |
| RCB: | 24 Kyle Arrington | 23 Marquice Cole | | |
| S: | 28 Steve Gregory | <u>27 Tavon Wilson</u> | 41 Malcom Williams | |
| S: | 25 Patrick Chung | 26 Derrick Martin | <u>43 Nate Ebner</u> | |

SPECIAL TEAMS

| | | |
|------------|----------------------|-------------------|
| K: | 3 Stephen Gostkowski | |
| P: | 14 Zoltan Mesko | |
| H: | 14 Zoltan Mesko | |
| PR: | 11 Julian Edelman | 83 Wes Welker |
| KR: | 32 Devin McCourty | 18 Matthew Slater |
| LS: | 48 Danny Aiken | |

PRONUNCIATION GUIDE

| | | | |
|----------------------|---------------------------|------------------|--------------------------|
| Jake Bequette | BECK-it | Niko Koutouvides | NEE-koh KOO-tah-VEE-dees |
| Marquice Cole | mar-KWEECE | Jerod Mayo | je-ROD |
| Brandon Deaderick | DEAD-er-rick | Zoltan Mesko | ZOLE-tahn |
| Alfonzo Dennard | DENN-erd | Stevan Ridley | STEE-ven |
| Nate Ebner | EBB-ner | Nate Solder | SOLD-er |
| Stephen Gostkowski | gust-OW-ski | Shane Vereen | vuh-REEN |
| Dont'a Hightower | don-TAY | Ryan Wendell | WHEN-dell |
| Michael Hoomanawanui | Ho-oh-mah-nah-wah-noo-wee | Tavon Wilson | TAY-von |