



# ST. LOUIS RAMS PRESS RELEASE

WWW.STLOUISRAMS.COM | ONE RAMS WAY | EARTH CITY, MO 63045



## WEEK 8 NEW ENGLAND PATRIOTS (4-3)

AT

## ST. LOUIS RAMS (3-4)

Sunday, October 28, 2012, Wembley Stadium, Noon (CT)



### 2012 SCHEDULE

Sun.	9/9	at Detroit	L, 27-24
<b>Sun.</b>	<b>9/16</b>	<b>Washington</b>	W, 31-28
Sun.	9/23	at Chicago	L, 23-6
<b>Sun.</b>	<b>9/30</b>	<b>Seattle</b>	W, 19-13
<b>Thurs.</b>	<b>10/4</b>	<b>Arizona</b>	W, 17-3
Sun.	10/14	at Miami	L, 17-14
<b>Sun.</b>	<b>10/21</b>	<b>Green Bay</b>	L, 30-20
<b>Sun.</b>	<b>10/28</b>	<b>New England*</b>	<b>Noon CBS</b>
Sun.	11/4	BYE	
Sun.	11/11	at San Francisco	3:15 p.m. Fox
<b>Sun.</b>	<b>11/18</b>	<b>N.Y. Jets</b>	<b>Noon CBS</b>
Sun.	11/25	at Arizona	3:15 p.m. Fox
<b>Sun.</b>	<b>12/2</b>	<b>San Francisco</b>	<b>Noon Fox</b>
Sun.	12/9	at Buffalo	Noon Fox
<b>Sun.</b>	<b>12/16</b>	<b>Minnesota</b>	<b>Noon Fox</b>
Sat.	12/23	at Tampa Bay	Noon Fox
Sun.	12/30	at Seattle	3:15 p.m. Fox

\*At Wembley Stadium in London, England



STLOUISRAMS.COM

### RAMS, PATRIOTS SQUARE OFF IN LONDON



QB Sam Bradford

The St. Louis Rams will participate in the NFL's International Series for the first time as they face the New England Patriots at London's Wembley Stadium Sunday. The Rams will serve as the home team in this year's International Series contest. Kickoff is scheduled for 5 p.m. locally, noon Central.

The Rams look to even their record at 4-4 on the season after falling to the Green Bay Packers last week at the Edward Jones Dome. New England is coming off an overtime win over the Jets.

The regular season series between St. Louis and New England is tied at 5-5. The two teams also met in Super Bowl XXXVI, a thriller that New England won 20-17 on the final play of the game.

### BROADCAST INFORMATION



**TELEVISION**  
CBS  
KMOV 4, St. Louis

**Play-by-Play:** Jim Nantz  
**Color Analyst:** Phil Simms



**RADIO**  
WXOS  
(101.1 FM)

**Play-by-Play:** Steve Savard  
**Color Analyst:** D'Marco Farr  
**Sideline Reporter:** Tony Softli



**NATIONAL RADIO**  
Sports USA Radio Network  
**Play-by-Play:** Larry Kahn  
**Color Analyst:** Ross Tucker

### THIS WEEK'S MEDIA AVAILABILITY

<u>Wednesday, October 24</u>	<u>Thursday, October 25</u>	<u>Friday, October 26</u>	<u>Saturday, October 27</u>	<u>Sunday, October 28</u>	<u>Monday, October 29</u>
-Practice at Arsenal: 12:20 - 2 p.m. (London Time) -Coach Fisher, QB Sam Bradford available -Players available -Conference Calls: Bill Belichick - 10:05 a.m. CST Tom Brady - 10:20 a.m. CST	-Practice at Arsenal: 12:20 - 2 p.m. (London Time) -Coach Fisher, RB Steven Jackson available -Players available	-Practice at Arsenal: 11:15 a.m. - 1 p.m. (London Time) -Coach Fisher available on field after practice -Players available	No Availability	Patriots vs. Rams  Wembley Stadium London, England  Noon, C.T.	Travel Day  No Availability

VISIT OUR MEDIA WEBSITE AT [MEDIA.STLOUISRAMS.COM](http://MEDIA.STLOUISRAMS.COM)

**ARTIS TWYMAN** - SENIOR DIRECTOR OF COMMUNICATIONS  
ATWYMAN@RAMS.NFL.COM - 314-516-8759

**CASEY PEARCE** - MANAGER OF MEDIA INFORMATION  
CPEARCE@RAMS.NFL.COM - 314-516-8765

**JULIA FARON** - MANAGER OF MEDIA RELATIONS  
JFARON@RAMS.NFL.COM - 314-516-8766

# 2012 RAMS PROJECTED STARTERS

## OFFENSE

**WR Brandon Gibson** – Caught five passes for 60 yards vs. Green Bay. Second among Rams with 25 rec. for 335 yards and two touchdowns on the season.

**LT Wayne Hunter** – Ninth-year pro has started four games at left tackle. Missed last week due to back injury. Has started 25 games and appeared in 69 during NFL career.

**LG Shelley Smith** – Third-year pro made his first NFL start last week vs. Green Bay and helped St. Louis average 4.9 yards per carry on the ground.

**C Rob Turner** - Has appeared in 48 games with nine starts. Started at RG in Week 1 before moving to center after injury to Scott Wells. Started at center in Weeks 2-7.

**RG Harvey Dahl** – Mauling road grater has 23 consecutive starts with Rams. Started all 16 games last season, including 10 at RG and six at RT after injuries forced him to slide over.

**RT Barry Richardson** – Started at right tackle each of first seven games. First-year Ram started 34 games at right tackle in four seasons with Kansas City.

**TE Lance Kendricks** – Has 16 rec. for 133 yards this season. Recorded his first career touchdown reception in win over Arizona. Second round pick in 2011 had 28 receptions for 352 yards as a rookie.

**WR Chris Givens** – Fourth-round draft pick has caught a 50-yard pass in each of last four games, including a 56-yarder last week. Has 10 rec. for 270 yards this season.

**QB Sam Bradford** – Top overall pick in 2010 draft passed for 255 yards and a touchdown last week. Has passed for 1,592 yards and seven touchdowns this season.

**FB Brit Miller** – Has appeared in all seven games this season and helped St. Louis rush for 108 yards as a team last week. Appeared in 12 games with two starts at fullback last season and was a key contributor on special teams.

**RB Steven Jackson** – Rushed for 57 yards on 12 carries in Week 7 and scored his first touchdown of the season. Three-time Pro Bowler rushed for 1,145 yards last season. Is leading rusher among active NFL running backs and holds NFL's longest active streak of consecutive 1,000-yard seasons (7).

### KEY CONTRIBUTORS

**RB Daryl Richardson** – Had eight carries for 36 yards vs. Packers to give him 282 yards on the season. Rushed 15 times for 83 yards, including a 53-yard run, in Week 2. Rookie ranks second in rushing touchdowns, fifth in rushing yards and fourth in points scored in Abilene Christian history.

**TE Matthew Mulligan** – Has caught five passes for 41 yards on the season. Blocked a punt and caught game-winning touchdown pass, his first NFL TD, vs. Washington. First-year Ram previously played for the New York Jets.

**WR Brian Quick** – Rookie has four rec. for 51 yards on the season, including two catches last week.

**WR Austin Pettis** – Second-year pro has six receptions for 56 yards this season. Scored his first career touchdown last week.

## DEFENSE

**LDE Chris Long** – Has 4.0 sacks this season and leads Rams with 22 QB pressures and 12 QB hits. Led team with career-high 13.0 sacks in 2011. Signed five-year contract extension in July.

**LDT Kendall Langford** - Had three tackles and 3 QB pressures vs. Green Bay. Signed with Rams as a free agent in March after four seasons with Dolphins.

**RDT Michael Brockers** – Recorded first career sack and had two tackles for loss vs. Packers. Missed Weeks 1-3 due to ankle injury. First-round draft pick was a Second-Team All-SEC selection at LSU.

**RDE Robert Quinn** – Leads Rams with 7.0 sacks this season. Had a sack, six QB pressures and four QB hits last week. Recorded first multi-sack game of his career vs. Arizona. Second among Rams with 12 QB pressures and eight QB hits.

**SLB Rocky McIntosh** – Has 21 tackles and an interception on the season as well as four special teams tackles. Seventh-year pro joined Rams in June after six seasons with Washington.

**MLB James Laurinaitis** – Led Rams with 14 tackles (13 solo) vs. Packers to give him 87 stops on the year. Led the team in tackles for third time in as many seasons with the club as he posted 142 stops in 2011. Signed five-year contract extension prior to Week 1.

**WLB Jo-Lonn Dunbar** – Tallied seven tackles last week and has 3.0 sacks on the year. Has seven tackles for loss this season.

**LCB Cortland Finnegan** – Posted six tackles last week. Recorded one interception in each of first three games as a Ram. Boasts 17 career INTs. Returned INT 31 yards for a touchdown in Week 1. Former Pro Bowler has 86 career starts.

**RCB Janoris Jenkins** – Had eight tackles in Week 7. Leads Rams with nine passes defended. Delivered his first career interception in NFL debut at Detroit. Selected 39th overall in April's draft.

**FS Craig Dahl** – Recorded four tackles vs. Green Bay to give him 45 on the season. Totaled 54 tackles on defense and tied for the team lead with 14 special teams stops in 2011.

**SS Quintin Mikell** – Had 10 tackles in Week 7. Second among Rams with 100 tackles last season. Also had a sack, four forced fumbles and two interceptions in 2011.

### KEY CONTRIBUTORS

**DE William Hayes** – Notched first sack as a Ram last week. Has six QB pressures on the season. Played in 48 games with 12 starts for Titans over a four-year campaign.

**DT Jermelle Cudjo** – Has 14 tackles and 1.0 sacks this season. Started Weeks 1-3 in place of Michael Brockers.

**CB Bradley Fletcher** – Had six tackles last week. Had a sack and four tackles vs. Arizona. Recorded game-clinching interception vs. Seattle. Missed 12 games due to knee injury last season. Led Rams with 4 interceptions in 2010.

**CB Trumaine Johnson** – Rookie third-round pick notched first career interception vs. Seattle in Week 4.



## THE SERIES AT A GLANCE

- **Overall Regular Season Series:** Series tied, 5-5
- **Overall Postseason Series:** Patriots lead series, 1-0
- **Rams Home Record vs. New England Patriots:** 2-3
- **Rams Road Record vs. New England Patriots:** 3-2
- **Current Streak:** Patriots, three games (2001-08)
- **Rams Longest Streak:** Four games (1989-2001)
- **Patriots Longest Streak:** Three games (2001-2008)
- **Regular Season Point Total:** Rams 213 - Patriots 225
- **Most Points, Rams:** 32, Rams 32-18 (1998)
- **Most Points, Browns:** 40, Patriots 40-22 (2004)
- **Most Points, both teams:** 62, Patriots 40-22 (2004)
- **Fewest Points, Rams:** 7, Patriots 21-7 (1983)
- **Fewest Points, Patriots:** 0, Rams 14-0 (1992).
- **Fewest Points, both teams:** 14, Rams 14-0 (1992)

## SERIES HISTORY VS. PATRIOTS

<u>Regular Season</u>					
Tied, 5-5			1998	Rams, 32-18	StL
			2001	Rams, 24-17	NE
			2004	Patriots, 40-22	StL
			2008	Patriots, 23-16	NE
			<u>Post Season</u>		
			Patriots lead, 1-0		
Year	Result	Location	Year	Result	Location
1974	Patriots, 20-14	NE	2001	*Patriots, 20-17 New Orleans	
1980	Rams, 17-14	NE		*Super Bowl XXXVI	
1983	Patriots, 21-7	LA			
1986	Patriots, 30-28	LA			
1989	Rams, 24-20	NE			
1992	Rams, 14-0	LA			

## TALE OF THE TAPE

<u>Rams (rank)</u>		<u>Patriots (rank)</u>
18.6 (26)	<b>Points Per Game</b>	31.0 (1)
315.1 (28)	<b>Total Offense</b>	436.1 (1)
105.1 (15)	<b>Rush Offense</b>	149.3 (5)
209.0 (25)	<b>Pass Offense</b>	286.9 (5)
29:06	<b>Time Of Possession Average</b>	31:44
20.1 (10)	<b>Opponent Points Per Game</b>	23.3 (19)
324.4 (10)	<b>Total Defense</b>	376.0 (23)
98.9 (11t)	<b>Rush Defense</b>	86.0 (8)
225.6 (14)	<b>Pass Defense</b>	290.0 (29)
21/141	<b>Sacks Made/Yards</b>	15/72
8/184	<b>Interceptions By/Yards</b>	7/92
0 (14t)	<b>Turnover Differential</b>	+11 (1)
7.2 (25)	<b>Punt Return Average</b>	12.2 (9)
22.2 (23)	<b>Kickoff Return Average</b>	23.6 (17)
10.6 (24)	<b>Punt Coverage</b>	9.1 (17)
24.5 (18)	<b>Kickoff Coverage</b>	22.5 (10)

## NOTABLE CONNECTIONS

Former Rams:

- Patriots Offensive Coordinator **Josh McDaniels** held the same position with the Rams in 2011.
- Patriots **TE Michael Hoomanawanui** was a fifth-round draft choice of the Rams in the 2010 NFL Draft and spent his first two NFL seasons with the Rams.
- Patriots **WR Brandon Lloyd** spent half of the 2011 season with the Rams and let the team in receptions and receiving yards last year.
- Patriots **LB Bobby Carpenter** spent the 2010 offseason with St. Louis.
- Patriots **TE Daniel Fells** played for the Rams from 2008-10.
- Patriots **WR Greg Salas** was drafted by the Rams in 2011.
- Patriots **WR Matt Slater** is the son of Rams Hall of Fame T **Jackie Slater**.

Former Patriots:

- Rams OL Coach **Paul T. Boudreau** held the same position with the Patriots from 1997-98.
- Rams Asst. OL Coach **Andy Dickerson** was an operations assistant with the Patriots from 2004-05.

Boston Ties:

- Rams **LB Jo-Lonn Dunbar** played at Boston College.
- Rams OL Coach **Paul T. Boudreau** coached at Boston College.
- Rams RB Coach **Ben Sirmans** held the same position at Boston College from 2007-11.
- Rams Asst. Special Teams Coach **Paul F. Boudreau** attended Boston College and coached at Brown, Mass. Maritime and Northeastern.

St. Louis Ties:

- Patriots **OL Dan Connolly** (Marquette High School, Chesterfield) is from St. Louis and played at Southeast Missouri State.

Coaching Connections:

- Patriots Senior Football Advisor **Floyd Reese** was the general manager of the Tennessee Titans during Rams Head Coach **Jeff Fisher's** tenure with the Titans. Reese also worked with Rams Asst. Head Coach **Dave McGinnis**, Secondary Coach **Chuck Cecil** and WR Coach **Ray Sherman** in Nashville.

College Teammate Connections:

- Patriots **LB Bobby Carpenter** and Rams **LB James Laurinaitis** at Ohio State.
- Patriots **CB Ras-I Dowling** and **LS Danny Aiken** with Rams **S Rodney McLeod** and **DT Matt Conrath** at Virginia.
- Patriots **DT Ron Brace** and **OL Matt Tennant** with Rams **LB Jo-Lonn Dunbar** at Boston College.
- Patriots **DE Jermaine Cunningham**, **TE Aaron Hernandez** and **LB Brandon Spikes** with Rams **CB Janoris Jenkins** at Florida.
- Patriots **CB Alfonzo Dennard** and Rams **TE Mike McNeill** at Nebraska.
- Patriots **DT Vince Wilfork** and Rams **LB Rocky McIntosh** at Miami.
- Patriots **RB Stevan Ridley** with Rams **DT Michael Brockers** and **T Joe Barksdale** at LSU.



# THE HEAD COACHES



## JEFF FISHER

**NFL Coaching Year:** 26th year  
**Rams Head Coach:** 1st year  
**Regular Season:** 145-124 (.539)  
**Postseason:** 5-6 (.455)

Jeff Fisher is in his first season as head coach of the St. Louis Rams, after spending 16 full seasons as head coach of the Tennessee Titans, 11 as executive vice president.

In his tenure with Tennessee, Fisher guided the Titans to six playoff appearances (1999, 2000, 2002, 2003, 2007, 2008), three division titles (2000, 2002, 2008), two AFC Championship games (1999, 2002) and one Super Bowl appearance (XXXIV). In the 2000s, Fisher totaled 97 victories, the most successful decade in franchise history. One of the Titans' most memorable seasons under Fisher was the 1999 campaign, where he led the team to its first AFC Championship and an appearance in Super Bowl XXXIV.

Fisher originally joined the Oilers'/Titans' coaching staff in 1994, after spending two seasons as the defensive backs coach for the San Francisco 49ers. He was elevated to head coach in November 1994, replacing Jack Pardee, for the final six games of the season.

Prior to San Francisco, Fisher reunited with his college coach John Robinson, serving as the Los Angeles Rams' defensive coordinator. Fisher began his coaching career as an assistant for Buddy Ryan and the Philadelphia Eagles in 1986, coaching the defensive backs for three seasons before becoming the NFL's youngest defensive coordinator in 1988. In 1989, the Eagles' defense led the NFL in interceptions (30) and quarterback sacks (62). In 1990, Philadelphia's defense paced the league in rushing defense and ranked second in quarterback sacks.

A former defensive back at the University of Southern California, Fisher played for Robinson in a star-studded defensive backfield that included future NFL stars Ronnie Lott, Dennis Smith and Joey Browner. The versatile Fisher also served as the Trojans' backup kicker and earned Pac-10 All-Academic honors in 1980.

Originally a seventh-round draft selection of the Chicago Bears in 1981, Fisher appeared in 49 games as a defensive back and return specialist in five NFL seasons. He earned a Super Bowl ring following Chicago's 1985 Super Bowl season, despite spending the year on injured reserve with an ankle injury that prematurely ended his playing career. During that season, Fisher began his post-playing career by assisting Ryan as an "unofficial" coach as the Bears ultimately defeated the New England Patriots in Super Bowl XX.

A native of Southern California, Fisher was a high school All-America wide receiver at Taft High School in Woodland Hills, Calif. Fisher is an avid fisherman and golfer and he also does considerable work off the field. He also gives back to the NFL, serving on the NFL Competition Committee since 2000 and as a co-chairman of the committee from 2001-2010.

### FISHER, AT A GLANCE

2012-	St. Louis Rams	Head Coach
1994-2010	Houston Oilers/ Tennessee Titans	Head Coach
1994	Houston Oilers	Defensive Coordinator
1992-93	San Francisco 49ers	Defensive Backs
1991	Los Angeles Rams	Defensive Coordinator
1988-90	Philadelphia Eagles	Defensive Coordinator
1986-88	Philadelphia Eagles	Defensive Backs



## BILL BELICHICK

**NFL Coaching Year:** 38th year  
**Patriots Head Coach:** 13th year  
**Regular Season:** 179-100-0 (.642)  
**Postseason:** 17-7 (.708)

Bill Belichick is in his 38th season as an NFL coach and is the only head coach in NFL history to win three Super Bowl championships in a four-year span.

Belichick's coaching career began in 1975, and he has helped produce five Super Bowl titles, eight conference championships and 15 division titles. Now in his 38th season in the NFL, he has more years of NFL experience than any of the other 31 head coaches. He won his first two Super Bowls as the defensive coordinator for the New York Giants in 1986 and again in 1990 before claiming three Super Bowl championships with the Patriots.

Belichick returned to the Patriots as head coach after three seasons with the New York Jets (1997-99) as the team's assistant head coach/secondary coach, holding the responsibility of calling the team's defensive plays.

Patriots fans witnessed Belichick's impact on a team firsthand in 1996 when he joined the Patriots after five seasons as the head coach of the Cleveland Browns. That year, the Patriots claimed their first division title in 10 years with an 11-5 record and advanced to Super Bowl XXXI.

Prior to joining the Patriots, Belichick spent five seasons (1991-95) rebuilding the Cleveland Browns, whose 3-13 finish the year prior to his arrival was the worst in the history of the franchise. By 1994, the Browns were again one of NFL's best teams, boasting the second-best record in the AFC.

Belichick's first head coaching opportunity came following the 1990 season, when his defensive efforts with the New York Giants helped claim a second Super Bowl title in five years. At the age of 38, he became the NFL's youngest head coach.

Belichick began his coaching career after graduating from Wesleyan University and accepted a staff assistant position with the Baltimore Colts in 1975. At the age of 23, he was named special assistant to Head Coach Ted Marchibroda. In 1976, Belichick joined Rick Forzano's staff with the Detroit Lions. In 1978, Denver Broncos Head Coach Red Miller hired Belichick as the assistant special teams coach and assistant to defensive coordinator Joe Collier. In 1979, Belichick joined Ray Perkins' staff with the New York Giants as a defensive assistant and special teams coach. After the 1980 campaign, he drew the added responsibility of coaching the Giants linebackers. While continuing to coach the linebackers, in 1983 his role with the defensive unit increased. He was named defensive coordinator in 1985, a position he held for the next six seasons.

### BELICHICK, AT A GLANCE

2000-	New England Patriots	Head Coach
1997-99	New York Jets	Asst. Head Coach/Secondary
1996	New England Patriots	Asst. Head Coach/Secondary
1991-95	Cleveland Browns	Head Coach
1989-90	New York Giants	Def. Coordinator/Seconardy
1985-88	New York Giants	Defensive Coordinator
1983-84	New York Giants	Linebackers
1981-82	New York Giants	Special Teams/Linebackers
1979-80	New York Giants	Special Teams
1978	Denver Broncos	Asst. Special Teams/ Asst. to Defensive Coordinator
1977	Detroit Lions	Asst. Special Teams/TEs/WRs
1976	Detroit Lions	Asst. Special Teams
1975	Baltimore Colts	Special Assistant

# FISHER ERA BEGINS IN ST. LOUIS

## HE'S A WINNER

In January, Jeff Fisher became the 26th full-time head coach in Rams history. Fisher returned to the NFL after a one-year hiatus. He previously spent 16 seasons as the head coach of the Houston Oilers/Tennessee Titans.

Fisher is among the winningest head coaches of his era. Among active coaches, Fisher is fourth in career wins.

Earlier this season, Fisher passed Hall of Famer Marv Levy for 18th on the NFL's all-time wins list for the regular season. In Week 2, Fisher's first victory as Rams head coach allowed him to tie Levy on the all-time list at 143.

### Most Regular Season Wins Among Active Head Coaches

	<u>Wins</u>
1. Bill Belichick	179
2. Mike Shanahan	160
3. Tom Coughlin	147
<b>4. Jeff Fisher</b>	<b>145</b>
5. Andy Reid	128



Head Coach Jeff Fisher

## FISHER'S DNA

Hallmarks of a Fisher-led team include a stout rushing defense, the ability to possess the ball with a strong running game and poise in the midst of adversity. In 11 of his 16 seasons in Tennessee, the Titans defense ranked in the top 10 against the run and ranked fourth in rushing defense over that period (Baltimore, Pittsburgh, San Diego). In 2003, the Titans finished first in the NFL in rushing defense for only the second time in franchise history (1993).



Head Coach Jeff Fisher & Offensive Coordinator Brian Schottenheimer

On the offensive side of the ball, Fisher's teams finished in the top 10 in rushing yards per game eight times during his Oilers/Titans tenure and from 1995-2010, only five NFL teams averaged more rushing yards per game than Fisher's clubs. Additionally, in 12 of Fisher's 16 seasons, the Titans finished with an average time of possession of more than 31 minutes per game for the season.

Fisher believes in the philosophy that a strong running game helps control the clock and keeps your defense fresh. In 12 of his last 14 seasons in Tennessee, the Titans finished in the top half of the NFL in rushing offense, including seven top 10 finishes. Additionally, in 12 of the last 15 seasons, the Titans finished with an average time of possession number of more than 31 minutes for the season.

## A PLAYER'S COACH



Rams Head Coach Jeff Fisher spent five years as a safety and returner with the Chicago Bears.

Throughout his career, Fisher has been lauded for his ability to relate to players and get the most out of them. That keen skill set is due in large part to Fisher's personal experience. He enjoyed a five-year playing career with the Chicago Bears as a defensive back and punt returner.

Fisher is one of nine current NFL head coaches who also played in the league. Of those nine, three were teammates at one time with the Bears: Fisher, Ron Rivera and Leslie Frazier.

### Current Head Coaches with NFL Playing Experience

<u>Name, Pos.</u>	<u>Teams</u>
Jeff Fisher, DB/PR	CHI
Leslie Frazier, DB,	CHI
Jason Garrett, QB	DAL, NYG
Jim Harbaugh, QB	CHI, IND, BAL, SD
Gary Kubiak, QB	DEN
Mike Mularkey, TE	MIN, PIT
Mike Munchak, G	HOU
Ron Rivera, LB	CHI
Ken Whisenhunt, TE	ATL, WAS, NYJ

## QUOTES TO NOTE

"If I had a franchise, what coach would I hire? His name is Jeff Fisher. He is so good. He's still young enough that he can relate with the players on the team. He's one of the brightest, if not the brightest, coaches in the league. As a former player, he knows how to work a locker room. He's just sensational. His schemes on defense are very good and imaginative. He's got everything." -ESPN.com Senior Writer John Clayton

"Jeff is one of the most competitive and intelligent players that I've ever coached. He was not overly gifted as a player, but he made up for it by being the fiercest competitor and one of the most intelligent people that I've known playing this game – and that's been the hallmark of his coaching career. He understands the entire game and is a leader more than anything else. He will be in command of the entire team. The Rams will reflect Jeff Fisher and the kind of person he is. It will be a great era for the Rams." - Former Rams Head Coach John Robinson

"Jeff has a history of developing fundamentally sound but physically intimidating football teams. St. Louis is fortunate to have a leader for its franchise with such impeccable credentials." - Falcons President Rich McKay, with whom Fisher co-chaired the NFL's Competition Committee

"In 14 years of NFL football, Jeff Fisher is one of two coaches that I have the most respect for. The St. Louis Rams are lucky to have Fisher as their head coach." - Former Rams and Titans DE Kevin Carter



## LES IS MORE

Les Snead was named Rams general manager on February 14, 2012.

Just three weeks after taking his new job, Snead executed a trade that helped jump-start the Rams' rebuilding efforts. In early March, Snead sent the second overall pick in the 2012 NFL Draft to the Washington Redskins in exchange for the sixth and 39th selections in this year's draft as well as Washington's first round picks in both 2013 and 2014.

When draft day arrived, Snead made two additional trades which parlayed the team's original first round pick into four 2012 selections. The Rams acquired a third pick in the second round in this year's draft when they traded the sixth overall pick to the Dallas Cowboys in exchange for the 14th and 45th picks. Snead then sent the 45th pick to Chicago for the 50th pick as well as a fifth-round pick in this year's draft.

When all the dealing was done, the Rams made four of the first 50 selections in the 2012 Draft, and Snead and the Rams selected 10 players who they believe will help the team return to the top of the NFC West.

Snead's meticulous effort on draft weekend told only part of the story of his early efforts to retool the Rams' roster. On the opening day of free agency, Snead signed Pro Bowl CB Cortland Finnegan, formerly of the Tennessee Titans. In the coming days, Snead also led the efforts to acquire Pro Bowl C Scott Wells and DT Kendall Langford, an ascending player whom the team views as a key building block on the defensive line. Snead's first free agency class



General Manager Les Snead

included 11 veteran free agents whom the club has counted on heavily in 2012.

In his role as general manager, Snead oversees the club's personnel department and scouting efforts while partnering with Head Coach Jeff Fisher to direct all personnel decisions for the club. In addition, Snead coordinates all aspects of the club's football operations with the head coach.

Prior to joining the Rams, Snead spent 13 seasons with the Atlanta Falcons. He served as the club's director of player personnel from 2009-11 and also held posts as a pro scout and as the Falcons' director of pro personnel.

Snead helped construct a roster that has been one of the NFL's best over the last few years. From 2008-11, the Falcons had four consecutive winning seasons, winning 43 games during that time, which are the fifth-most wins in the NFL over that time period. Atlanta earned playoff berths in each of the last two seasons and three of the last four seasons, including a 2010 NFC South Championship. The Falcons participated in one Super Bowl and two NFC Championship games during Snead's tenure with the club.

Snead joined the Falcons after three seasons (1995-97) in the pro scouting department of the Jacksonville Jaguars. He was hired by the Jaguars prior to the franchise's first season and helped put together a team that garnered an AFC Championship Game berth in just its second year of existence. Jacksonville won its first division title in Snead's final year with the team.

Snead played tight end for Auburn from 1992-93 and was part of the Tigers' perfect 11-0 team in 1993. He also earned Southeast Region Academic All-American honors during his college career.

### FIRST CLASS

The Rams were active before and during the 2012 NFL Draft, which allowed the team to make 10 selections, including four in the top 50.

Round	Player, Pos.	College
1 (14)	Michael Brockers, DT	LSU
2 (33)	Brian Quick, WR	Appalachian St.
2 (39)	Janoris Jenkins, CB	North Alabama
2 (50)	Isaiah Pead, RB	Cincinnati
3 (65)	Trumaine Johnson, CB	Montana
4 (96)	Chris Givens, WR	Wake Forest
5 (150)	Roquevious Watkins, OL	South Carolina
6 (171)	Greg Zuerlein, K	Mo. Western
7 (209)	Aaron Brown, LB	Hawaii
7 (252)	Daryl Richardson, RB	Abilene Christian



General Manager Les Snead and Coach Jeff Fisher huddle during the 2012 NFL Draft. The Rams were extremely active during the draft as they netted 10 players, including four of the top 50 overall selections, as they retooled the roster.

### NEW ADDITIONS

Snead's first free agent/trade class as Rams' GM included 12 veterans whom are all contributing this season.

**Jo-Lonn Dunbar, LB** - Has started all seven games at WLB and ranks second among Rams with 61 tackles. Also has 3.0 sacks and one INT.

**Cortland Finnegan, CB** - Recorded an interception in each of his first three games with St. Louis and is team's third-leading tackler.

**Mario Haggan, LB** - Tenth-year pro has anchored Rams' special teams units and played a role on defense.

**William Hayes, DE** - Former Tennessee Titan has 10 tackles and six QB pressures while playing a key role in the defensive line rotation.

**Wayne Hunter, T** - Acquired via trade with the Jets prior to the season. Has started four games at left tackle.

**Kendall Langford, DT** - Has started all seven games and has 24 tackles to go along with 14 QB pressures.

**Rocky McIntosh, LB** - Seventh-year pro has 21 tackles and an interception while also playing a key role on special teams.

**Matthew Mulligan, TE** - Blocked a punt in Week 2 which set up game-winning touchdown vs. Redskins. Also caught a TD pass vs. Washington.

**Barry Richardson, OT** - Has started all seven games at right tackle this season.

**Steve Smith, WR** - Has 11 receptions for 114 yards this season.

**Robert Turner, C/G** - Started Week 1 at LG before moving to center in place of injured Scott Wells. Has started last six games at center.


# RAMS ALL-TIME LEADING RUSHERS



Dick Bass  
5,417 yards



Lawrence McCutcheon  
6,186 yards



Marshall Faulk  
6,959 yards



Eric Dickerson  
7,245 yards



Steven Jackson  
9,473 yards

## JACKSON STANDS ALONE

RB Steven Jackson raced into Rams history midway through the 2010 season as he passed Hall of Famer Eric Dickerson to become the franchise's all-time leading rusher, and he continues to add to the top total in club history.

Jackson has rushed for 380 yards this season, although hampered earlier in the year by a groin injury. He posted 57 yards on just 12 carries in last week's game against Green Bay.

There are only four running backs in the NFL who hold the franchise rushing record for the team that they currently play for: Jackson, Carolina's DeAngelo Williams, San Francisco's Frank Gore and Minnesota's Adrian Peterson, who broke the Vikings' record in Week 1.

Jackson has rushed for 9,473 yards for his career, which leaves him just 527 shy of 10,000. Should he reach the milestone, he'll be the 27th player in NFL history to do so. However, Jackson would be just the 15th player to rush for 10,000 yards for one team. Of the 14 players who have done so with one team, 10 are in the Hall of Fame.

### Rams Career Rushing Yards Leaders

	<u><b>Yards</b></u>
<b>Steven Jackson (2004- )</b>	<b>9,473</b>
Eric Dickerson (1983-87)	7,245
Marshall Faulk (1999-2005)	6,959
Lawrence McCutcheon (1972-79)	6,186
Dick Bass (1960-69)	5,417

In addition to holding the franchise mark for rushing yards, Jackson is on the cusp of breaking Faulk's team record for career rushing touchdowns. Jackson currently ranks third in Rams history in the category, but he's within striking distance of both Dickerson and Faulk. Last week, he reached the end zone for the first time in 2012, leaving him just three short of Faulk and five short of Dickerson.

### Rams Career Rushing TD Leaders

Marshall Faulk (1999-2005)	58
Eric Dickerson (1983-87)	56
<b>Steven Jackson (2004- )</b>	<b>53</b>
Dan Towler (1950-55)	34



RB Steven Jackson

## AN ELITE CLUB

Steven Jackson kept his streak of 1,000-yard seasons alive as he rushed for 1,145 yards in 2011. He has now rushed for 1,000 yards in seven consecutive seasons, which is the NFL's longest active streak of consecutive 1,000-yard seasons. He also extended his own team records for most consecutive 1,000-yard seasons (seven) as well as most overall 1,000-yard seasons.

With seven straight 1,000-yard seasons, Jackson is in elite company. Only six other running backs in NFL history have rushed for 1,000 yards in seven or more consecutive seasons. The group includes Emmitt Smith, Barry Sanders, Curtis Martin, Thurman Thomas, Eric Dickerson and LaDainian Tomlinson.

Of that group, Smith, Sanders, Thomas, Martin and Dickerson are members of the Pro Football Hall of Fame. Tomlinson retired this spring and isn't yet eligible for induction.



RB Steven Jackson owns the NFL's longest active streak of 1,000-yard seasons. His current streak sits at seven-consecutive seasons with 1,000 yards or more.

## CENTURY MARK

RB Steven Jackson seeks his first 100 yard game of the 2012 season. He currently ranks second in Rams history with 31 career 100-yard games.

Jackson needs seven 100-yard games to tie Hall of Famer Eric Dickerson, who rushed for 100 yards in 38 games, for the most in team history. During a mid-season stretch last fall, Jackson rushed for 100 or more yards in three consecutive games.



RB Steven Jackson

### Career 100-yard Games in Rams History

Eric Dickerson (1983-87)	38
<b>Steven Jackson (2004- )</b>	<b>31</b>
Marshall Faulk (1999-2005)	27
Lawrence McCutcheon (1972-79)	22



## CATCHING ON

Throughout his career, RB Steven Jackson has shown the ability to catch passes out of the backfield and while lined up at receiver. He has 10 receptions for 76 yards this season. With 379 career catches, Jackson is sixth in Rams history in the category.

Since becoming a full-time starter in 2006, Jackson has registered 317 receptions for 2,570 receiving yards (8.1-yard average). During that time, Jackson's 2,570 receiving yards and 317 receptions rank second among all NFL running backs.

### Receptions Leaders Among Running Backs, 2006-Present

	Rec	Yards	Avg.	Long	TD
Reggie Bush / NO-MIA	354	2,578	7.3	74	13
<b>Steven Jackson / STL</b>	<b>317</b>	<b>2,570</b>	<b>8.1</b>	<b>64t</b>	<b>6</b>
Maurice Jones-Drew / JAC	292	2,559	8.8	75	11
Frank Gore / SF	287	2,376	8.3	48	9
L. Tomlinson / SD-NYJ	282	2,380	8.4	74	9



RB Steven Jackson dives for the end zone on touchdown reception. The catch was one of 379 in Jackson's career.

## MAKING HISTORY

Earlier last season, RB Steven Jackson passed Hall of Famer Marshall Faulk to move into third in team history in yards from scrimmage.

He also made a significant move on the team's all-purpose yard list. Late in the year, Jackson passed WR Henry Ellard to move into third in team history in the category.

Jackson now has 12,552 scrimmage yards for his career and has 12,574 all-purpose yards. Jackson's career totals include 9,473 rushing yards, 3,079 receiving and 79 from kick returns.



RB Steven Jackson

Among active NFL players, Jackson currently ranks second behind Tony Gonzalez in career scrimmage yards.

### Rams All-Time Leaders, Yards From Scrimmage


	Years	Rushing	Rec.	Total
1. Isaac Bruce	1994-07	150	14,109	14,259
2. Torry Holt	1999-08	57	12,660	12,717
<b>3. Steven Jackson</b>	<b>2004-</b>	<b>9,473</b>	<b>3,079</b>	<b>12,552</b>
4. Marshall Faulk	1999-05	6,959	4,071	11,030
5. Henry Ellard	1983-93	55	9,761	9,816

### Most All-Purpose Yards, Rams History

	Yards
1. Isaac Bruce	14,314
2. Torry Holt	12,732
<b>3. Steven Jackson</b>	<b>12,631</b>
4. Henry Ellard	11,707
5. Marshall Faulk	11,048

## JACK OF ALL TRADES

Rams RB Steven Jackson is quickly approaching 10,000 career rushing yards, and he continues to reach milestones along the way.



RB Steven Jackson

With 9,4473 career yards, Jackson is the leading rusher among all active NFL running backs. He leads by a large margin, as Frank Gore, the second-leading rusher among active backs, is currently 1,247 yards behind Jackson.

In Week 6, Jackson moved into 29th place in NFL history as he passed Hall of Famer Earl Campbell on the NFL's all-time rushing list. Campbell gained 9,407 career yards.

Last week, Jackson moved into 28th place as he passed former Seahawks RB Shaun Alexander.

### Most Career Rushing Yards, Active Players

	Yards
<b>1. Steven Jackson</b>	<b>9,473</b>
2. Frank Gore	8,226
3. Willis McGahee	7,742
4. Adrian Peterson	7,404
5. Maurice Jones-Drew	7,268

## MOVING UP THE CHARTS

RB Steven Jackson has 10 catches on the season and now has 379 receptions for his career, which leaves him ranked sixth in receptions in team history.

Jackson caught 42 passes in 15 games last season, second most among Rams. He entered the season ranked ninth in team history in catches. Now, he needs 21 receptions to tie Tom Fears for fifth place on the team's all-time list.



RB Steven Jackson hauls in a pass for one of his 379 career receptions. He ranks sixth in Rams history in the category.

Hall of Famer Marshall Faulk is the only running back in team history with more receptions than Jackson.

### Rams All-Time Receptions Leaders

	Years	Receptions
1. Isaac Bruce	1994-2007	942
2. Torry Holt	1999-2008	869
3. Henry Ellard	1983-93	593
4. Marshall Faulk	1999-2005	470
5. Tom Fears	1948-56	400
<b>6. Steven Jackson</b>	<b>2004-</b>	<b>379</b>
7. Elroy Hirsch	1949-57	343
8. Jack Snow	1965-75	340
9. Jim Phillips	1965-75	333
10. Jim Benton	1938-47	275



## RATINGS ARE UP

QB Sam Bradford is off to the best start of his young career. In Weeks 1 & 2, Bradford posted two of his best games of his career in terms of passer rating. In the Rams' win over Washington in Week 2, he posted a career-high 117.6 passer rating. His 105.1 performance in Week 1 was, at the time, his fourth-highest rating of his career and is now his fifth.

Bradford threw for 255 yards and a touchdown last week against Green Bay. Two weeks ago in Miami, he passed 315 yards and rushed for a touchdown. It was his fifth 300-yard game of his career.

Bradford completed 21-of-34 passes last week. He's thrown for 1,592 yards and seven touchdowns this season. Here's a look at Bradford's five best single-game performances in terms of passer rating:

Opponent/Date	Comp-Att.	Yards	TD-INT	Pass Rtg.
vs. WAS, 9-16-12	26-35	310	3-1	117.6
at DEN, 11-28-10	22-37	308	3-0	113.3
vs. CAR, 10-31-10	25-32	191	2-0	112.4
vs. SF, 12-26-10	28-37	292	1-0	107.0
at DET, 9-9-12	17-25	198	1-0	105.1



QB Sam Bradford has turned in two of his best performances of his career early this season.

## GIVENS' GRABS

On Sunday, Rams WR Chris Givens accomplished something that hadn't been done in 29 years.

When Givens hauled in a 56-yard pass from Sam Bradford against Green Bay, it marked the fourth-consecutive game in which Givens recorded a catch of 50 or more yards. Prior to Givens, the last NFL rookie to do that was Chicago's Willie Gault in 1983. Givens and Gault are the only two rookies since the 1970 AFL-NFL merger to accomplish the feat.

Since Givens' arrival in St. Louis in April as the Rams' fourth-round draft pick, coaches and teammates have raved about the speed of the rookie wide out. That has certainly showed up in his big-play prowess. Givens is averaging 27.0 yards per catch this season and is third among NFL rookies in receiving yards. His 270 yards trail only Josh Gordon (337) and Kendall Wright (304).

Givens' big-play ability was evident during his stellar career at Wake Forest. He averaged 15.1 yards per reception for the Demon Deacons and left the school ranked fourth in catches (163) and third in yards (2,473).



WR Chris Givens

## GREG THE LEG

Just seven weeks into his NFL career, Rams rookie K Greg Zuerlein is already making history.

Zuerlein is now 17-for-20 on field goals this season. He was named NFC Special Teams Player of the Week following a perfect 4-for-4 performance in the Rams' Week 4 win over Seattle.

Zuerlein made his first 15 field goal attempts of his career. Among Zuerlein's accomplishments this season:

- With five field goals of 50 yards or more, Zuerlein owns the NFL rookie record in the category. He broke the rookie record in just five games.
- Kicked the longest field goal by a rookie in league history (60 yds.)
- Broke the franchise record for longest field goal (60 yds.) and owns three of the four longest field goals in Rams history.
- In Week 4 became the first kicker in league history to kick a 50-plus and 60-plus yard field goal in the same game.
- He's second in the NFL in field goals made (17).
- He set a new franchise record for most consecutive field goals by a rookie (15).

Zuerlein's leg has also served the Rams well on kickoffs. Of his 34 kickoffs this season, 21 have gone for touchbacks, including four of five last week.



K Greg Zuerlein is off to an impressive start to his NFL career as he's 17-for-20 on field goals.


## JOHNNY ON THE SPOT

While K Greg Zuerlein is deservedly garnering headlines, his fellow rookie and special teams mate Johnny Hekker is off to a stellar start as well.

On the season, Hekker is fifth in the NFL with a 49.0 gross average. His net average of 41.0 ranks 12th in the league.


Three weeks ago against Arizona, Hekker averaged 56.9 yards per punt to set a Rams single-game record. He also turned in an impressive net average of 46.0 on seven punts, including a 68-yarder. He was named NFC Special Teams Player of the Week for the performance.

In addition to putting his leg to good use, the Rams have benefited from Hekker's arm. In Week 4, Hekker tossed a two-yard touchdown pass to Danny Amendola on a fake punt. Hekker became the only Rams' punter since the 1969 AFL-NFL merger to throw a touchdown pass.



P Johnny Hekker

## LONG ON TALENT



DE Chris Long

Whether he's sacking the quarterback or chasing him down, Rams DE Chris Long continues to make an impact in St. Louis' pass defense.

Long has 4.0 sacks this season, second among Rams. In Week 3, Long notched 2.0 sacks against the Bears to give him his fifth multi-sack game of his career.

While it took three games for Long to tally his first sack, his pass-rushing presence has certainly been felt throughout the young season. He has 22 QB pressures and 12 QB hits on the season.

Late in the second quarter of the team's Week 2 win, Long hurried Redskins QB Robert Griffin III and forced an errant pass that was intercepted by Cortland Finnegan. The Rams turned the takeaway into three points. For Long, the play represents one example of his ability to change games without recording sacks.

The former second-overall pick is looking to build on what was a huge season in 2011. Long finished the year with 13.0 sacks, which ranked seventh in the NFL.

With his 13th sack, Long equaled his Hall of Fame father's career high for sacks in a season. Howie Long had 13 sacks for the Raiders in 1983.

In late July, the Rams rewarded Long with a new four-year contract that will keep him in place as a centerpiece for the defense for years to come.

## RUSHING ROBERT

Leading up to the season, several of Robert Quinn's teammates said that they expected big things of their starting right end as he entered his second NFL season.

Early on, he is delivering. Quinn is tied for 3rd in the NFL and tied for second in the NFC with 7.0 sacks this season after he dropped Aaron Rodgers last week. On top of his sack, Quinn registered six QB pressures and four QB hits last week.



DE Robert Quinn

The North Carolina product turned in his first multi-sack game when he got to Kevin Kolb three times in the Rams' Week 5 win over Arizona.

Quinn has already surpassed his sack total from his rookie season (5.0). He's tied with Chris Long for the team lead with 12 QB hits and is second with 18 pressures.

### 2012 NFL Sack Leaders

	<u>Sacks</u>
1. J.J. Watt, HOU	9.5
2. Clay Matthews, GB	9.0
<b>3t. Robert Quinn, STL</b>	<b>7.0</b>
3t. Geno Atkins, CIN	7.0
3t. Chris Clemons, SEA	7.0
6t. Cameron Wake, MIA	6.5
6t. Demarcus Ware, DAL	6.5

## MAN IN THE MIDDLE

If you want to find Rams MLB James Laurinaitis on the football field, one can often simply follow the ball because the now fourth-year pro seems to always be around it.

Laurinaitis has led the Rams in tackles in five games this season and has been in double digits in the category in six out of seven weeks. He was credited with 14 stops vs. Green Bay to give him 87 on the season.

In 2011, Laurinaitis was again the Rams' leader in tackles as he racked up 142 in his third NFL season. It was his third-consecutive 100-tackle season, and he's now well on his way to the century mark in his fourth season.

Laurinaitis has proven to be a valuable defender against both the run and the pass. Two weeks ago, he recorded his first sack of the season and ninth of his career. Laurinaitis also has five career interceptions.

Laurinaitis, due in part to his ability to play the run and pass at a high level, rarely comes off the field. He played a team-high 1,052 snaps in 2011. He was on the field for all of the Rams' 68 defensive snaps last week.

A day before the 2012 opener, Laurinaitis signed a new five-year contract with the Rams. After the deal was finished, Rams COO Kevin Demoff said of Laurinaitis, "I think there is no player who embodies what we want on and off the field more than James Laurinaitis."




Linebacker James Laurinaitis is once again the Rams' leading tackler this season as he's led one of the NFL's top defenses.

## NO ORDINARY JO

LB Jo-Lonn Dunbar is one of six new starters on the Rams' defense this season, and his play-making ability has been a welcomed addition to the unit.

Dunbar ranks second among Rams with 61 tackles, trailing only James Laurinaitis. He's been a force against the run - as evidenced by his team-best seven tackles for loss on the year - and in the pass, as his one interception, 3.0 sacks, three passes defense and nine QB hits would attest.

Dunbar joined the Rams as a free agent from the New Orleans Saints. He's recorded 3.0 sacks in the last three weeks and has been a consistent playmaker throughout the season. Like Laurinaitis, Dunbar rarely leaves the field. He played in all 64 of the team's 66 defensive snaps last week against the Packers.



LB Jo-Lonn Dunbar



## CORT IS IN SESSION

When free agency began in early March, the Rams quickly moved to land their top target. That man was CB Cortland Finnegan, and you'd be hard pressed to find an offseason acquisition across the NFL who has had as big an impact as Finnegan.

Finnegan recorded an interception in each of his first three games with St. Louis. In Week 1, he returned an interception 31 yards for a touchdown. In Week 2, his pick set up a late first half field goal.



CB Cortland Finnegan

Finnegan played for Rams Head Coach Jeff Fisher for five seasons in Tennessee, where the Samford product developed a reputation as a feisty, aggressive playmaker.

In addition to providing a boost with his play, Finnegan's leadership has been key in the Rams locker room. He's willingly accepted a mentor role in a secondary that includes rookies Janoris Jenkins, Trumaine Johnson, Rodney McLeod and Matt Daniels.

Finnegan has been a model of consistency throughout his career. He's started 48 consecutive games, the second-longest active streak among NFL cornerbacks.

### Longest Active Streaks, Consecutive Starts By a CB

	<u>Games</u>
1. Brandon Carr, KC/DAL	70
<b>2. Cortland Finnegan, TEN/STL</b>	<b>49</b>
3. DeAngelo Hall, WAS	41
4. Charles Tillman, CHI	37
5. Dunta Robinson, ATL	31

## STATISTICALLY SPEAKING

The Rams are among the NFL's best this season when it comes to defending the pass. St. Louis is sixth overall in passing yards allowed and St. Louis is among the league leaders in multiple categories that show how difficult they're making life on opposing quarterbacks.

- The Rams are tied for ninth in the NFL with eight interceptions this season.

- The Rams have allowed just seven passing touchdowns this season, which is tied for seventh in the NFL.

- Opponents are averaging 10.42 yards per completion against the Rams, the fourth-best total in the NFL.

- St. Louis' 21 team sacks are tied for fifth-most in the NFL.

- The Rams are 10th in the NFL in scoring defense, allowing just 20.1 points per game.



CB Bradley Fletcher

## NFL HOTBED

When it comes to producing NFL talent, few places in the country can rival "The Muck."

Rams CB Janoris Jenkins is the latest in a long line of NFL players who hail from the small South Florida city of Pahokee. The Rams selected Jenkins with the 39th pick in April's draft.

Jenkins was an All-SEC performer at Florida, where he spent three seasons before finishing his career at North Alabama last season.

In his NFL debut, Jenkins delivered his first career interception when he picked off Matthew Stafford just shy of the goal line.



CB Janoris Jenkins

Jenkins leads the team with nine passes defended this season. In Week 4, he also hit QB Russell Wilson as he was passing to force an errant throw that was intercepted by Rocky McIntosh.

Here's a look at some notable names who have made the trek from the Pahokee/Belle Glade to the NFL. The group includes Hall of Famer Rickey Jackson and several notable current NFL players.

<u>Player. Pos.</u>	<u>NFL Team(s)</u>
Reidel Anthony, WR	TB
Bill Bently, CB	DET
Roosevelt Blackmon, DB	CIN, GB
Anquan Boldin, WR	ARI, BAL
Kevin Bouie, RB	ARI, SD
James Burroughs, CB	IND
Timothy Golden, LB	PHI, NE
Eric Green, CB	ARI
Bobby Harden, S	MIA
Santonio Holmes, WR	PIT, NYJ
Reynaldo Hill, CB	TEN
Rickey Jackson, LB	NO, SF
Ray McDonald, DE	SF
Eric Moore, DE	STL, NE
Kendrick Mosley, WR	CLE
Louis Oliver, DB	MIA, CIN
Alphonso Smith, CB	DEN, DET
Fred Taylor, RB	JAC, NE
Andre Waters, S	PHI

## INTERCEPTED

Through seven games, the Rams are tied for ninth in the NFL with eight interceptions as a team this season.

Six different players have recorded at least one interception. CB Cortland Finnegan leads the way with three interceptions, while St. Louis has received one each from CB Janoris Jenkins, CB Bradley Fletcher, CB Trumaine Johnson, LB Jo-Lonn Dunbar and LB Rocky McIntosh.

Just seven games in, the Rams are closing in on their interception total for the 2011 season. Last year, St. Louis had 12 interceptions as a team.



LB Jo-Lonn Dunbar

Twice this season the Rams have recorded three interceptions in a game. They did so in Week 1 in Detroit and in Week 4 against Seattle.

## NO RUNNING ALLOWED

Last week against Green Bay, the Rams held the Packers to 70 rushing yards on 26 carries, an average of 2.7 yards per attempt.

St. Louis has been stout against the run of late. They've allowed just 151 total rushing yards in their last three games.

Two weeks ago in Miami, the Rams held the Dolphins to just 19 total rushing yards. That total is tied for the fourth-lowest single-game total in franchise history, and it's the best mark since the Rams moved to St. Louis in 1995.



DT Kendall Langford

In Week 5, the Rams limited Arizona to just 45 yards on 17 carries, meaning opponents are averaging just 2.5 yards per carry against St. Louis over the team's last three games.

On the season, the Rams are tied for 11th in the NFL against the run as they're allowing 98.9 yards per game. That number is particularly impressive considering St. Louis' performance against the run a year ago.

In 2011, the Rams finished the season ranked 31st in run defense as opponents averaged 152.1 yards per game on the ground.

The Rams' run defense has been aided by the addition of free agents such as DT Kendall Langford and LB Jo-Lonn Dunbar, as well as first-round pick DT Michael Brockers.

## YOUNG GUNS

The Rams' opening day roster was the youngest in the NFL, and St. Louis currently has 17 rookies/first year players on their 53-man squad.

Coach Jeff Fisher is certainly getting production out of his young guns. Here's a look at some of the significant contributions by Rams' rookies this season:

- DT Michael Brockers (1st round) had seven tackles (two for loss) and his first NFL sack last week.

- CB Janoris Jenkins (2nd round) has started all seven games and leads the team with nine passes defended. He also has one interception.

- K Greg Zuerlein (6th round) and P Johnny Hekker (undrafted) have paced the special teams' units.

- WR Chris Givens (4th round) has caught a 50-yard pass in each of the last four weeks, including a 56-yard grab last week.

- S Rodney McLeod (undrafted) leads the Rams with eight special teams tackles.

- RB Daryl Richardson (7th round) is averaging 5.1 yards per carry while rushing for 282 yards this season.

- CB Trumaine Johnson (3rd round) had an interception in the team's win over Seattle and had a key pass breakup last week that forced the Packers to settle for a field goal.




RB Daryl Richardson

## GIBBY'S BIG GRABS

WR Brandon Gibson got his season off to a hot start with touchdown catches in each of the team's first two games. Last week, he led the Rams with five receptions for 60 yards a week after he turned in six receptions for 91 yards at Miami.

Gibson is second among Rams with 25 receptions for 335 yards on the season.

The Rams' starter hauled in a 34-yard scoring strike from Sam Bradford against Washington, a week after his 23-yard touchdown grab gave the Rams a fourth quarter lead in their opener in Detroit.



WR Brandon Gibson

Gibson, who is in his fourth season in St. Louis, has given the Rams a big-play spark. He's averaging an impressive 13.8 yards per catch, and 16 of his 20 catches this season have gone for first downs.

With his two touchdowns this season, Gibson now has six on his career. He's never had more than two in a season, so his next touchdown grab will allow him to set a new career high.

## BROCKERS ON THE BOARD

DT Michael Brockers is back to full strength, and it's certainly showing in his play.

Last week against Green Bay, Brockers recorded his first career sack and was credited with two tackles for loss. He totaled seven tackles in what was his best game as a pro.

His presence is a big reason why the Rams have allowed just 151 total rushing yards the last three weeks.




DT Michael Brockers

Brockers, the team's first round pick in April's draft, missed the first three games after suffering an ankle injury in the preseason finale.

## KENDRICKS CONTRIBUTES

TE Lance Kendricks has given the Rams a boost in their last three contests.

In Week 6, Kendricks tied a career high with four receptions. In St. Louis' Week 5 victory over the Cardinals, he punctuated St. Louis' opening drive with a seven-yard scoring grab, his first touchdown of his NFL career. Kendricks' catch capped a 69-yard drive that gave the Rams a lead right out of the gate in a game in which St. Louis never trailed.



TE Lance Kendricks

In his second year out of Wisconsin, Kendricks has played an important role in the Rams' offense. He is third on the team with 16 catches for 133 yards on the season.

When asked last week about Kendricks' performance this season, Coach Jeff Fisher pointed out that Kendricks never leaves the field and that the former Wisconsin Badger doesn't receive enough recognition for the job he does in the run game. St. Louis rushed for 111 yards against Arizona and a season-best 162 yards in Miami. Kendricks' blocking ability played a role in that aspect as well.





# ST. LOUIS RAMS 2012 DEFENSIVE STATS



(based on coaches' video tape evaluations)

<b>TACKLES</b>	<b>Total</b>	<b>Solo</b>	<b>Asst.</b>	<b>Sacks</b>	<b>Yards</b>	<b>Int.</b>	<b>*PD</b>	<b>QB Press.</b>	<b>QB Hits</b>	<b>*FF</b>	<b>*FR</b>
James Laurinaitis	87	61	26	1.0	6.0	0	2	1	2	0	0
Jo-Lonn Dunbar	61	41	20	3.0	29.0	1	3	0	9	1	0
Cortland Finnegan	51	45	6	1.0	7.0	3	6	0	1	0	0
Quintin Mikell	49	32	17	0.0	0.0	0	1	1	2	0	0
Craig Dahl	45	32	13	0.0	0.0	0	0	0	0	0	0
Janoris Jenkins	32	28	4	0.0	0.0	1	9	0	0	0	0
Kendall Langford	24	8	16	0.0	0.0	0	1	14	4	0	0
Robert Quinn	22	12	10	7.0	49.0	0	1	18	12	1	0
Chris Long	22	11	11	4.0	26.0	0	0	22	12	0	0
Rocky McIntosh	21	10	11	0.0	0.0	1	2	1	0	0	0
Bradley Fletcher	20	17	3	1.0	0.0	1	6	0	1	0	0
Jermelle Cudjo	14	5	9	1.0	6.0	0	0	0	2	0	0
Eugene Sims	13	3	10	1.0	12.0	0	1	2	2	0	0
Michael Brockers	12	6	6	1.0	4.0	0	0	2	1	0	0
William Hayes	10	8	2	1.0	2.0	0	0	6	3	0	1
Kellen Heard	6	4	2	0.0	0.0	0	0	1	1	0	0
Mario Haggan	5	2	3	0.0	0.0	0	0	0	0	0	0
Trumaine Johnson	4	4	0	0.0	0.0	1	2	2	0	0	0
Darian Stewart	3	3	0	0.0	0.0	0	1	2	0	0	0
Josh Hull	2	1	1	0.0	0.0	0	0	1	0	0	0
Justin Cole	2	2	0	0.0	0.0	0	0	0	0	0	0
<b>Total</b>	<b>505</b>	<b>335</b>	<b>170</b>	<b>21.0</b>	<b>141.0</b>	<b>8</b>	<b>36</b>	<b>73</b>	<b>56</b>	<b>2</b>	<b>1</b>

\*Tackle totals include tackles for loss

\* PD is passes defensed

## SPECIAL TEAMS STATISTICS

	<b>Total</b>
Rodney McLeod .....	8
Mario Haggan .....	4
Craig Dahl .....	4
Rocky McIntosh .....	4
Bradley Fletcher .....	3
Quintin Mikell .....	3
Quinton Pointer .....	2
Lance Kendricks .....	2
Trumaine Johnson .....	2
Chris Givens .....	1
Josh Hull .....	1
Eugene Sims .....	1
Matt Daniels .....	1
Jake McQuaide .....	1
Brit Miller .....	1
Johnny Hekker .....	1
Jo-Lonn Dunbar .....	1
Darian Stewart .....	1
Greg Zuerlein .....	1
<b>Total .....</b>	<b>42</b>

<b>SACK LEADERS</b>	<b>No.</b>	<b>Yards</b>
Robert Quinn .....	7.0	49.0
Chris Long .....	4.0	26.0
Jo-Lonn Dunbar .....	3.0	29.0
James Laurinaitis .....	1.0	6.0
Cortland Finnegan .....	1.0	7.0
Eugene Sims .....	1.0	12.0
Jermelle Cudjo .....	1.0	6.0
Michael Brockers .....	1.0	4.0
William Hayes .....	1.0	2.0
Bradley Fletcher .....	1.0	0.0
<b>Total .....</b>	<b>21.0</b>	<b>141.0</b>

WON 3, LOST 4										* RUSHING										No.		Yds	Avg		Long	TD
09/09 L 23-27		at Detroit		62,315		D. Jackson		101		380		3.8		23		1										
09/16 W 31-28		Washington		53,979		D. Richardson		55		282		5.1		53		0										
09/23 L 6-23		at Chicago		62,224		Bradford		18		58		3.2		21		1										
09/30 W 19-13		Seattle		53,193		Givens		1		14		14.0		14		0										
10/04 W 17- 3		Arizona		54,653		Amendola		2		8		4.0		6		0										
10/14 L 14-17		at Miami		52,983		Pead		1		1		1.0		1		0										
10/21 L 20-30		Green Bay		64,359		TEAM		178		743		4.2		53		2										
10/28		New England				OPPONENTS		175		692		4.0		29		6										
11/11		at San Francisco				* RECEIVING		No.		Yds		Avg		Long		TD										
11/18		New York Jets				Amendola		32		395		12.3		56		2										
11/25		at Arizona				B. Gibson		25		335		13.4		34t		2										
12/02		San Francisco				Kendricks		16		133		8.3		26		1										
12/09		at Buffalo				St. Smith		11		114		10.4		25		0										
12/16		Minnesota				Givens		10		270		27.0		65		1										
12/23		at Tampa Bay				D. Richardson		10		102		10.2		26		0										
12/30		at Seattle				S. Jackson		10		76		7.6		22		0										
		St.L.		Opp.		Pettis		6		56		9.3		17		1										
TOTAL FIRST DOWNS		117		139		Mulligan		5		41		8.2		13		1										
Rushing		37		41		Quick		4		51		12.8		22		0										
Passing		76		87		Pead		2		7		3.5		4		0										
Penalty		4		11		McNeill		1		10		10.0		10		0										
3rd Down: Made/Att		30/88		34/91		Turner		0		4		---		4		0										
3rd Down Pct.		34.1		37.4		TEAM		132		1594		12.1		65		8										
4th Down: Made/Att		4/7		2/4		OPPONENTS		165		1720		10.4		68t		7										
4th Down Pct.		57.1		50.0		* INTERCEPTIONS		No.		Yds		Avg		Long		TD										
POSSESSION AVG.		29:06		30:54		Finnegan		3		68		22.7		32		1										
TOTAL NET YARDS		2206		2271		Dunbar		1		42		42.0		42		0										
Avg. Per Game		315.1		324.4		Jenkins		1		34		34.0		34		0										
Total Plays		419		445		McIntosh		1		34		34.0		34		0										
Avg. Per Play		5.3		5.1		Trumaine Johnson		1		4		4.0		4		0										
NET YARDS RUSHING		743		692		Fletcher		1		2		2.0		2		0										
Avg. Per Game		106.1		98.9		TEAM		8		184		23.0		42		1										
Total Rushes		178		175		OPPONENTS		6		63		10.5		45t		1										
NET YARDS PASSING		1463		1579		* PUNTING		No.		Yds		Avg		Net		TB		In		Lg						
Avg. Per Game		209.0		225.6		Hekker		30		1471		49.0		41.0		3		10		68						
Sacked/Yards Lost		21																								





# RAMS UNOFFICIAL DEPTH CHART



10/22/2012

## OFFENSE

WR	11 Brandon Gibson	12 Steve Smith	83 <u>Brian Quick</u>	
LT	68 Joe Barksdale	72 Wayne Hunter	76 Rodger Saffold	
LG	66 Shelley Smith	65 Chris Williams		
C	59 Rob Turner	61 Tim Barnes		
RG	62 Harvey Dahl	65 Chris Williams		
RT	79 Barry Richardson	72 Wayne Hunter		
TE	88 Lance Kendricks	82 Matthew Mulligan	89 Mike McNeill	
WR	13 <u>Chris Givens</u>	18 Austin Pettis	16 Danny Amendola	
QB	8 Sam Bradford	10 Kellen Clemens	9 <u>Austin Davis</u>	
FB	49 Brit Miller			
HB	39 Steven Jackson	26 <u>Daryl Richardson</u>	24 <u>Isaiah Pead</u>	42 <u>Terrance Ganaway</u>

## DEFENSE

LDE	91 Chris Long	95 William Hayes	
LDT	98 Kendall Langford	71 <u>Matt Conrath</u>	96 Kellen Heard
RDT	90 <u>Michael Brockers</u>	93 Jermelle Cudjo	
RDE	94 Robert Quinn	92 Eugene Sims	
SLB	50 Rocky McIntosh	51 Mario Haggan	
MLB	55 James Laurinaitis	56 Josh Hull	
WLB	58 Jo-Lonn Dunbar	52 Justin Cole	
LCB	31 Cortland Finnegan	22 <u>Trumaine Johnson</u>	
RCB	21 <u>Janoris Jenkins</u>	32 Bradley Fletcher	
FS	43 Craig Dahl	20 Darian Stewart	37 <u>Matt Daniels</u>
SS	27 Quintin Mikell	23 <u>Rodney McLeod</u>	

## SPECIALISTS

P	6 <u>Johnny Hekker</u>		
K	4 <u>Greg Zuerlein</u>		
H	6 <u>Johnny Hekker</u>		
LS	44 Jake McQuaide		
PR	16 Danny Amendola	21 <u>Janoris Jenkins</u>	
KR	24 <u>Isaiah Pead</u>	13 <u>Chris Givens</u>	21 <u>Janoris Jenkins</u>



# *RAMS COACHES & PRONUNCIATION GUIDE*



<b>Head Coach</b>	Jeff Fisher
<b>Assistant Head Coach</b>	Dave McGinnis
<b>Special Teams Coordinator</b>	John Fassel
<b>Offensive Coordinator</b>	Brian Schottenheimer
<b>Assistant Strength</b>	Adam Bailey
<b>Tight Ends</b>	Rob Boras
<b>Offensive Line</b>	Paul T. Boudreau
<b>Assistant Special Teams</b>	Paul F. Boudreau
<b>Assistant Linebacker</b>	Joe Bowden
<b>Secondary</b>	Chuck Cecil
<b>Quarterbacks</b>	Frank Cignetti
<b>Assistant Offensive Line</b>	Andy Dickerson
<b>Assistant Secondary</b>	Brandon Fisher
<b>Strength &amp; Conditioning</b>	Rock Gullickson
<b>Wide Receivers</b>	Ray Sherman
<b>Assistant Defensive Line</b>	Clyde Simmons
<b>Running Backs</b>	Ben Sirmans
<b>Quality Control/Offense</b>	Andy Sugarman
<b>Defensive Line</b>	Mike Waufle
<b>Linebackers</b>	Blake Williams
<b>Quality Control/Defense</b>	Dennard Wilson

## **PRONUNCIATION GUIDE**

### **PLAYERS**

16 Danny AMENDOLA	am-men-DOLE-uh
93 Jermelle CUDJO	CUDD-joe
51 Mario HAGGAN	HAY-gan
55 James LAURINAITIS	Lore-in-eye-tis
23 Rodney McLEOD	mic-CLOUD
27 Quintin MIKELL	like MICHAEL
69 Quinn OJINNAKA	oh-jin-KNOCK-uh
4 Greg ZUERLEIN	ZURR-line

# RAMS ALPHABETICAL ROSTER

#	Player	Pos	Ht	Wt	DOB	Age	Exp	College	H.S. Hometown	How Acq
16	Amendola, Danny	WR	5-11	188	11/2/1985	26	3	Texas Tech	The Woodlands, Tex.	FA-'09
68	Barksdale, Joe	T	6-5	329	1/1/1988	24	2	LSU	Detroit, Mich.	W(OAK)-'12
61	Barnes, Tim	C	6-4	300	5/14/1988	24	1	Missouri	Longwood, Mo.	FA-'11
8	Bradford, Sam	QB	6-4	224	11/8/1987	24	3	Oklahoma	Oklahoma City, Okla.	D1-'10
90	Brockers, Michael	DT	6-5	322	12/21/1990	21	R	LSU	Houston, Tex.	D1-'12
10	Clemens, Kellen	QB	6-2	220	6/7/1983	29	7	Oregon	Burns, Ore.	FA-'12
52	Cole, Justin	LB	6-3	242	11/22/1987	24	3	San Jose St.	Chino Hills, Calif.	FA-'11
71	Conrath, Matt	DT	6-7	290	8/11/1989	23	R	Virginia	Oak Lawn, Ill.	FA-'12
93	Cudjo, Jermelle	DT	6-2	311	9/28/1986	26	3	Central Oklahoma	Lawton, Okla.	FA-'09
43	Dahl, Craig	S	6-1	212	6/17/1985	27	5	North Dakota State	Mankato, Minn.	FA-'09
62	Dahl, Harvey	G	6-5	308	6/24/1981	31	6	Nevada-Reno	Fallon, Nev.	UFA(ATL)-'11
37	Daniels, Matt	S	6-0	211	9/27/1989	23	R	Duke	Fayetteville, Ga.	FA-'12
9	Davis, Austin	QB	6-2	221	6/2/1989	23	R	Southern Mississippi	Meridian, Miss.	FA-'12
58	Dunbar, Jo-Lonn	LB	6-0	226	3/13/1985	27	5	Boston College	Syracuse, N.Y.	UFA (NO)-'12
31	Finnegan, Cortland	CB	5-10	188	2/2/1984	28	7	Samford	Milton, Fla.	UFA (TEN)-'12
32	Fletcher, Bradley	CB	6-0	200	6/25/1986	26	4	Iowa	Youngstown, Ohio	D3-'09
42	Ganaway, Terrance	RB	6-1	240	10/7/1988	23	R	Baylor	DeKalb, Tex.	W(NYJ)-'12
11	Gibson, Brandon	WR	6-0	205	8/13/1987	25	4	Washington State	Puyallup, Wash.	T(PHI)-'09
13	Givens, Chris	WR	6-0	198	12/6/1989	22	R	Wake Forest	Wylie, Tex.	D4-'12
51	Haggan, Mario	LB	6-3	274	3/30/1980	32	10	Mississippi State	Clarksdale, Miss.	UFA(DEN)-'12
95	Hayes, William	DE	6-3	272	5/2/1985	27	5	Winston-Salem State	High Point, N.C.	UFA (TEN)-'12
96	Heard, Kellen	DT	6-6	339	10/17/1985	26	2	Memphis	Galveston, Tex.	W(BUF)-'12
6	Hekker, Johnny	P	6-5	227	2/8/1990	22	R	Oregon State	Bothell, Wash.	FA-'12
56	Hull, Josh	LB	6-3	245	5/21/1987	25	3	Penn State	Millheim, Pa.	D7C-'10
72	Hunter, Wayne	T	6-5	318	7/2/1981	31	9	Hawaii	Honolulu, Hi.	T(NYJ)-'12
39	Jackson, Steven	RB	6-2	240	7/22/1983	29	9	Oregon State	Las Vegas, Nev.	D1-'04
21	Jenkins, Janoris	CB	5-10	193	10/29/1988	23	R	North Alabama	Pahokee, Fla.	D2B-'12
22	Johnson, Trumaine	CB	6-2	204	1/1/1990	22	R	Montana	Stockton, Calif.	D3-'12
88	Kendricks, Lance	TE	6-3	247	1/30/1988	24	2	Wisconsin	Milwaukee, Wisc.	D2-'11
98	Langford, Kendall	DT	6-6	295	1/27/1986	26	5	Hampton	Petersburg, Va.	UFA (MIA)-'12
55	Laurinaitis, James	LB	6-2	250	12/3/1986	25	4	Ohio State	Plymouth, Minn.	D2-'09
91	Long, Chris	DE	6-3	270	3/28/1985	27	5	Virginia	Charlottesville, Va.	D1-'08
50	McIntosh, Rocky	LB	6-2	242	11/15/1982	29	7	Miami (Fla.)	Gaffney, S.C.	UFA (WAS)-'12
23	McLeod, Rodney	S	5-10	183	6/23/1990	22	R	Virginia	Oxon Hill, Md.	FA-'12
89	McNeill, Mike	TE	6-4	235	3/7/1988	24	2	Nebraska	St. Louis, Mo.	FA-'11
44	McQuaide, Jake	LS	6-2	247	12/7/1987	24	2	Ohio State	Cincinnati, Ohio	FA-'11
27	Mikell, Quintin	S	5-10	204	9/16/1980	32	10	Boise State	Eugene, Ore.	UFA(PHI)-'11
49	Miller, Brit	FB	6-1	253	9/15/1986	26	4	Illinois	Decatur, Ill.	FA-'10
82	Mulligan, Matthew	TE	6-4	265	1/18/1985	27	4	Maine	Bangor, Me.	UFA(NYJ)-'12
24	Pead, Isaiah	RB	5-10	197	12/14/1989	22	R	Cincinnati	Columbus, Ohio	D2C-'12
18	Pettis, Austin	WR	6-3	207	5/6/1988	24	2	Boise State	Orange, Calif.	D3-'11
83	Quick, Brian	WR	6-3	220	6/5/1989	23	R	Appalachian St.	Columbia, S.C.	D2A-'12
94	Quinn, Robert	DE	6-4	264	5/18/1990	22	2	North Carolina	Ladson, S.C.	D1-'11
79	Richardson, Barry	T	6-6	319	5/15/1986	26	5	Clemson	Mt. Pleasant, S.C.	UFA(KC)-'12
26	Richardson, Daryl	RB	5-10	196	4/12/1990	22	R	Abilene Christian	Jacksonville, Fla.	D7B-'12
76	Saffold, Rodger	T	6-5	314	6/6/1988	24	3	Indiana	Bedford, Ohio	D2-'10
92	Sims, Eugene	DE	6-6	265	3/18/1986	26	3	West Texas A&M	Mt. Olive, Miss.	D6B-'10
66	Smith, Shelley	G	6-4	297	5/21/1987	25	3	Colorado State	Avondale, Ari.	W(HOU)-'12
12	Smith, Steve	WR	5-11	195	5/6/1985	27	6	USC	Woodland Hills, Calif.	UFA (PHI)-'12
20	Stewart, Darian	S	5-11	214	8/4/1988	24	3	South Carolina	Huntsville, Ala.	FA-'10
59	Turner, Rob	C	6-4	308	8/20/1984	28	4	New Mexico	Austin, Tex.	UFA (NYJ)-'12
65	Williams, Chris	G/T	6-6	320	8/26/1985	27	5	Vanderbilt	Baton Rouge, La.	FA-'12
4	Zuerlein, Greg	K	6-0	187	12/27/1987	24	R	Missouri Western	Lincoln, Nebr.	D6-'12
<b>Injured/Reserve (3)</b>										
99	Laws, Trevor	DT	6-1	304	6/14/1985	27	5	Notre Dame	Dayton, Ohio	UFA (PHI)-'12
73	Watkins, Rokeyious	G	6-3	338	2/24/1989	23	R	South Carolina	Fairburn, Ga.	D5-'12
63	Wells, Scott	C	6-2	300	1/7/1981	31	9	Tennessee	Brentwood, Tenn.	UFA (GB)-'12
<b>Practice Squad (8)</b>										
77	Brodine, Mason	DE	6-7	270	2/18/1988	24	1	Nebraska-Kearney	Elm Creek, Neb.	FA-'12
54	Brown, Sammy	LB	6-2	242	4/17/1990	22	R	Houston	Wiggins, Miss.	FA-'12
46	Harkey, Cory	TE	6-4	260	6/17/1990	22	R	UCLA	Chino Hills, Calif.	FA-'12
14	Johnson, Nick	WR	5-11	187	8/16/1989	23	R	Henderson State	Santa Cruz, Calif.	FA-'12
60	Nsekhe, Ty	T	6-8	325	10/27/1985	26	R	Texas State	Arlington, Tex.	W(IND)-'12
33	Pointer, Quinton	CB	5-9	186	4/16/1988	24	R	UNLV	Ft. Myers, Fla.	FA-'12
34	Reynolds, Chase	RB	6-0	200	10/22/1987	24	1	Montana	Drummond, Mont.	FA-'11
70	Washington, Brandon	G	6-2	320	8/13/1988	24	R	Miami (Fla.)	Miami, Fla.	FA-'12



# RAMS NUMERICAL ROSTER

#	Player	Pos	Ht	Wt	Birth Date	Age	Exp	NFL College	H.S. Hometown	How Acq
4	Greg Zuerlein	K	6-0	187	12/27/1987	24	R	Missouri Western	Lincoln, Nebr.	D6-'12
6	Johnny Hekker	P	6-5	227	2/8/1990	22	R	Oregon State	Bothell, Wash.	FA-'12
8	Sam Bradford	QB	6-4	224	11/8/1987	24	3	Oklahoma	Oklahoma City, Okla.	D1-'10
9	Austin Davis	QB	6-2	221	6/2/1989	23	R	Southern Mississippi	Meridian, Miss.	FA-'12
10	Kellen Clemens	QB	6-2	220	6/7/1983	29	7	Oregon	Burns, Ore.	FA-'12
11	Brandon Gibson	WR	6-0	205	8/13/1987	25	4	Washington State	Puyallup, Wash.	T(PHI)-'09
12	Steve Smith	WR	5-11	195	5/6/85	27	6	USC	Woodland Hills, Calif.	UFA (PHI)-'12
13	Chris Givens	WR	6-0	198	12/6/1989	22	R	Wake Forest	Wylie, Tex.	D4-'12
16	Danny Amendola	WR	5-11	188	11/2/1985	26	3	Texas Tech	The Woodlands, Tex.	FA-'09
18	Austin Pettis	WR	6-3	207	5/6/1988	24	2	Boise State	Orange, Calif.	D3-'11
20	Darian Stewart	S	5-11	214	8/4/1988	24	3	South Carolina	Huntsville, Ala.	FA-'10
21	Janoris Jenkins	CB	5-10	193	10/29/1988	23	R	North Alabama	Pahokee, Fla.	D2B-'12
22	Trumaine Johnson	CB	6-2	204	1/1/1990	22	R	Montana	Stockton, Calif.	D3-'12
23	Rodney McLeod	S	5-10	183	6/23/1990	22	R	Virginia	Oxon Hill, Md.	FA-'12
24	Isaiah Pead	RB	5-10	197	12/14/1989	22	R	Cincinnati	Columbus, Ohio	D2C-'12
26	Daryl Richardson	RB	5-10	196	4/12/1990	22	R	Abilene Christian	Jacksonville, Fla.	D7B-'12
27	Quintin Mikell	S	5-10	204	9/16/1980	32	10	Boise State	Eugene, Ore.	UFA(PHI)-'11
31	Cortland Finnegan	CB	5-10	188	2/2/1984	28	7	Samford	Milton, Fla.	UFA(TEN)-'12
32	Bradley Fletcher	CB	6-0	200	6/25/1986	26	4	Iowa	Youngstown, Ohio	D3-'09
37	Matt Daniels	S	6-0	211	9/27/1989	23	R	Duke	Fayetteville, Ga.	FA-'12
39	Steven Jackson	RB	6-2	240	7/22/1983	29	9	Oregon State	Las Vegas, Nev.	D1-'04
42	Terrance Ganaway	RB	6-1	240	10/7/1988	23	R	Baylor	DeKalb, Tex.	W(NYJ)-'12
43	Craig Dahl	S	6-1	212	6/17/1985	27	5	North Dakota State	Mankato, Minn.	FA-'09
44	Jake McQuaide	LS	6-2	247	12/7/1987	24	2	Ohio State	Cincinnati, Ohio	FA-'11
49	Brit Miller	FB	6-1	253	9/15/1986	26	4	Illinois	Decatur, Ill.	FA-'10
50	Rocky McIntosh	LB	6-2	242	11/15/1982	29	7	Miami (Fla.)	Gaffney, S.C.	UFA (WAS)-'12
51	Mario Haggan	LB	6-3	274	3/30/1980	32	10	Mississippi State	Clarksdale, Miss.	UFA(DEN)-'12
52	Justin Cole	LB	6-3	242	11/22/1987	24	2	San Jose St.	Chino Hills, Calif.	FA-'11
55	James Laurinaitis	LB	6-2	250	12/3/1986	25	4	Ohio State	Plymouth, Minn.	D2-'09
56	Josh Hull	LB	6-3	245	5/21/1987	25	3	Penn State	Millheim, Pa.	D7C-'10
58	Jo-Lonn Dunbar	LB	6-0	226	3/13/1985	27	5	Boston College	Syracuse, N.Y.	UFA (NO)-'12
59	Rob Turner	C	6-4	308	8/20/1984	28	4	New Mexico	Austin, Tex.	UFA (NYJ)-'12
61	Tim Barnes	C	6-4	300	5/14/1988	24	1	Missouri	Longwood, Mo.	FA-'11
62	Harvey Dahl	G	6-5	308	6/24/1981	31	6	Nevada-Reno	Fallon, Nev.	UFA(ATL)-'11
65	Chris Williams	G/T	6-6	320	8/26/1985	27	5	Vanderbilt	Baton Rouge, La.	FA-'12
66	Shelley Smith	G	6-4	297	5/21/1987	25	3	Colorado State	Avondale, Ari.	W(HOU)-'12
68	Joe Barksdale	T	6-5	329	1/1/1988	24	2	LSU	Detroit, Mich.	W(OAK)-'12
71	Matt Conrath	DT	6-7	290	8/11/1989	23	R	Virginia	Oak Lawn, Ill.	FA-'12
72	Wayne Hunter	T	6-5	318	7/2/1981	31	9	Hawaii	Honolulu, Hi.	T(NYJ)-'12
76	Rodger Saffold	T	6-5	314	6/6/1988	24	3	Indiana	Bedford, Ohio	D2-'10
79	Barry Richardson	T	6-6	319	5/15/1986	26	5	Clemson	Mt. Pleasant, S.C.	UFA(KC)-'12
82	Matthew Mulligan	TE	6-4	265	1/18/1985	27	4	Maine	Bangor, Me.	UFA(NYJ)-'12
83	Brian Quick	WR	6-3	220	6/5/1989	23	R	Appalachian St.	Columbia, S.C.	D2A-'12
88	Lance Kendricks	TE	6-3	247	1/30/1988	24	2	Wisconsin	Milwaukee, Wisc.	D2-'11
89	Mike McNeill	TE	6-4	235	3/7/1988	24	2	Nebraska	St. Louis, Mo.	FA-'11
90	Michael Brockers	DT	6-5	322	12/21/1990	21	R	LSU	Houston, Tex.	D1-'12
91	Chris Long	DE	6-3	270	3/28/1985	27	5	Virginia	Charlottesville, Va.	D1-'08
92	Eugene Sims	DE	6-6	265	3/18/1986	26	3	West Texas A&M	Mt. Olive, Miss.	D6B-'10
93	Jermelle Cudjo	DT	6-2	311	9/28/1986	26	3	Central Oklahoma	Lawton, Okla.	FA-'10
94	Robert Quinn	DE	6-4	264	5/18/1990	22	2	North Carolina	Ladson, S.C.	D1-'11
95	William Hayes	DE	6-3	272	5/2/1985	27	5	Winston-Salem St.	High Point, N.C.	UFA (TEN)-'12
96	Kellen Heard	DT	6-6	339	10/17/1985	26	2	Memphis	Galveston, Tex.	W(BUF)-'12
98	Kendall Langford	DT	6-6	295	1/27/1986	26	5	Hampton	Petersburg, Va.	UFA (MIA)-'12
<b>Reserved/Injured (3)</b>										
63	Scott Wells	C	6-2	300	1/7/1981	31	9	Tennessee	Brentwood, Tenn.	UFA (GB)-'12
73	Roquevious Watkins	G	6-3	338	2/24/1989	23	R	South Carolina	Fairburn, Ga.	D5-'12
99	Trevor Laws	DT	6-1	304	6/14/1985	27	5	Notre Dame	Dayton, Ohio	UFA (PHI)-'12
<b>Practice Squad (8)</b>										
14	Nick Johnson	WR	5-11	187	8/16/1989	23	R	Henderson State	Santa Cruz, Calif.	FA-'12
33	Quinton Pointer	CB	5-9	186	4/16/1988	24	R	UNLV	Ft. Myers, Fla.	FA-'12
34	Chase Reynolds	RB	6-0	200	10/22/1987	24	1	Montana	Drummond, Mont.	FA-'11
46	Cory Harkey	TE	6-4	260	6/17/1990	22	R	UCLA	Chino Hills, Calif.	FA-'12
57	Sammy Brown	LB	6-2	242	4/17/1990	22	R	Houston	Wiggins, Miss.	FA-'12
60	Ty Nsekhe	T	6-8	325	10/27/1985	26	R	Texas State	Arlington, Tex.	W(IND)-'12
70	Brandon Washington	G	6-2	320	8/13/1988	24	R	Miami (Fla.)	Miami, Fla.	FA-'12
77	Mason Brodine	DE	6-7	270	2/18/1988	24	1	Nebraska-Kearney	Elm Creek, Neb.	FA-'12



# ST. LOUIS RAMS ROSTER BY EXPERIENCE



10/22/2012

						Birth	NFL					
	#	Player	Pos	Ht	Wt	Date	Age	Exp	College	H.S. Hometown	How Acq	
10th year (2)	51	Haggan, Mario	LB	6-3	274	3/30/1980	32	10	Mississippi State	Clarksdale, Miss.	UFA(DEN)-'12	
	27	Mikell, Quintin	S	5-10	204	9/16/80	30	10	Boise State	Eugene, OR	FA-'11	
9th year (3)	39	Jackson, Steven	RB	6-2	236	7/22/83	29	9	Oregon State	Las Vegas, Nev.	D1-'04	
	72	Hunter, Wayne	T	6-5	318	7/2/1981	31	9	Hawaii	Honolulu, Hi.	T(NYJ)-'12	
	63	Wells, Scott*	C	6-2	300	1/7/1981	31	9	Tennessee	Brentwood, Tenn.	UFA (GB)-'12	
7th year (3)	31	Finnegan, Cortland	CB	5-10	188	2/2/84	28	7	Samford	Milton, Fla.	UFA(TEN)-'12	
	50	McIntosh, Rocky	LB	6-2	242	11/15/1982	29	7	Miami (Fla.)	Gaffney, S.C.	UFA (WAS)-'12	
	10	Clemens, Kellen	QB	6-2	220	6/7/1983	29	7	Oregon	Burns, Ore.	FA-'12	
6th year (2)	43	Dahl, Craig	S	6-1	209	7/7/85	27	6	North Dakota State	Mankato, Minn.	FA-'09	
	62	Dahl, Harvey	G	6-5	308	6/24/1981	30	6	Nevada-Reno	Fallon, NV	FA-'11	
	12	Smith, Steve	WR	5-11	195	5/6/1985	27	6	USC	Woodland Hills, Calif.	UFA (PHI)-'12	
5th year (5)	58	Dunbar, Jo-Lonn	LB	6-0	226	3/13/1985	27	5	Boston College	Syracuse, N.Y.	UFA (NO)-'12	
	98	Langford, Kendall	DT	6-6	295	1/27/1986	26	5	Hampton	Petersburg, Va.	UFA (MIA)-'12	
	91	Long, Chris	DE	6-3	276	3/28/85	27	5	Virginia	Charlottesville, Va.	D1-'08	
	79	Richardson, Barry	T	6-6	319	5/15/1986	26	5	Clemson	Mt. Pleasant, S.C.	UFA(KC)-'12	
	65	Williams, Chris	G/T	6-6	320	8/26/1985	27	5	Vanderbilt	Baton Rouge, La.	FA-'12	
4th year (6)	16	Amendola, Danny	WR	5-11	186	11/2/85	26	4	Texas Tech	The Woodlands, Texas	FA-'09	
	32	Fletcher, Bradley	CB	6-0	198	6/25/86	26	4	Iowa	Youngstown, Ohio	D3-'09	
	11	Gibson, Brandon	WR	6-0	210	8/13/87	25	4	Washington State	Puyallup, Wash.	T(PHI)-'09	
	55	Laurinaitis, James	LB	6-2	247	12/3/86	25	4	Ohio State	Plymouth, Minn.	D2-'09	
	82	Mulligan, Matthew	TE	6-4	265	1/18/1985	27	4	Maine	Bangor, Me.	UFA(NYJ)-'12	
	59	Turner, Robert	C/G	6-4	308	8/20/1984	28	4	New Mexico	Austin, Tex.	UFA (NYJ)-'12	
3rd year (9)	8	Bradford, Sam	QB	6-4	228	11/8/87	24	3	Oklahoma	Oklahoma City, Okla.	D1-'10	
	52	Cole, Justin	LB	6-3	242	11/22/87	24	3	San Jose St.	Chino Hills, Calif.	FA-'11	
	93	Cudjo, Jermelle	DT	6-2	299	9/28/86	26	3	Central Oklahoma	Lawton, Okla.	FA-'10	
	56	Hull, Josh	LB	6-3	239	5/21/87	25	3	Penn State	Millheim, Pa.	D7C-'10	
	49	Miller, Brit	FB	6-1	253	9/15/86	26	3	Illinois	Decatur, Ill.	FA-'10	
	76	Saffold, Rodger	OT	6-5	323	6/6/88	24	3	Indiana	Bedford, Ohio	D2-'10	
	92	Sims, Eugene	DE	6-6	250	3/18/86	24	3	West Texas A&M	Mt. Olive, Miss.	D6B-'10	
	66	Smith, Shelley	G	6-4	297	5/21/1987	25	3	Colorado State	Avondale, Ari.	W(HOU)-'12	
	20	Stewart, Darian	S	5-11	215	8/4/88	24	3	South Carolina	Huntsville, Ala.	FA-'10	
2nd year (7)	96	Heard, Kellen	DT	6-6	339	10/17/1985	26	2	Memphis	Galveston, Tex.	W(BUF)-'12	
	88	Kendricks, Lance	TE	6-3	247	1/30/88	24	2	Wisconsin	Milwaukee, Wisc.	D2-'11	
	89	McNeill, Mike	TE	6-4	235	3/7/1988	24	2	Nebraska	St. Louis, Mo.	FA-'11	
	44	McQuaide, Jake	LS	6-2	247	12/7/87	24	2	Ohio State	Cincinnati, Ohio	FA-'11	
	18	Pettis, Austin	WR	6-3	207	5/6/1988	24	2	Boise State	Orange, Calif.	D3-'11	
	94	Quinn, Robert	DE	6-4	264	5/18/90	21	2	North Carolina	Ladson, S.C.	D1-'11	
	68	Barksdale, Joe	T	6-5	329	1/1/1988	24	2	LSU	Detroit, Mich.	W(OAK)-'12	
1st year (1)	61	Barnes, Tim	C	6-4	300	5/14/1988	24	1	Missouri	Longwood, Mo.	FA-'11	
Rookie (16)	90	Brockers, Michael	DT	6-5	322	12/21/1990	21	R	LSU	Houston, Tex.	D1-'12	
	71	Conrath, Matthew	DT	6-7	290	8/11/1989	23	R	Virginia	Oak Lawn, Ill.	FA-'12	
	37	Daniels, Matthew	S	6-0	211	9/27/1989	22	R	Duke	Fayetteville, Ga.	FA-'12	
	9	Davis, Austin	QB	6-2	221	6/2/1989	23	R	Southern Mississippi	Meridian, Miss.	FA-'12	
	42	Ganaway, Terrance	RB	6-1	240	10/7/1988	23	R	Baylor	DeKalb, Tex.	W(NYJ)-'12	
	13	Givens, Chris	WR	6-0	198	12/6/1989	22	R	Wake Forest	Wylie, Tex.	D4-'12	
	6	Hekker, Johnny	P	6-5	227	2/8/1990	22	R	Oregon State	Bothell, Wash.	FA-'12	
	21	Jenkins, Janoris	CB	5-10	193	10/29/1988	23	R	North Alabama	Pahokee, Fla.	D2B-'12	
	22	Johnson, Trumaine	CB	6-2	204	1/1/1990	22	R	Montana	Stockton, Calif.	D3-'12	
	38	McLeod, Rodney	S	5-10	183	6/23/1990	22	R	Virginia	Oxon Hill, Md.	FA-'12	
	24	Pead, Isaiah	RB	5-10	197	12/14/1989	22	R	Cincinnati	Columbus, Ohio	D2C-'12	
	83	Quick, Brian	WR	6-3	220	6/5/1989	23	R	Appalachian St.	Columbia, S.C.	D2A-'12	
	26	Richardson, Daryl	RB	5-10	196	4/12/1990	22	R	Abilene Christian	Jacksonville, Fla.	D7B-'12	
	73	Watkins, Rokevious*	G	6-3	338	2/24/1989	23	R	South Carolina	Fairburn, Ga.	D5-'12	
	4	Zuerlein, Greg	K	6-0	187	12/27/1987	24	R	Missouri Western	Lincoln, Nebr.	D6-'12	



# ST. LOUIS RAMS POSITIONAL ROSTER



10/22/2012

NFL

#	Player	Pos	Ht	Wt	Birth Date	Age	Exp	College	H.S. Hometown	How Acq
<b>QUARTERBACKS (3)</b>										
8	Sam Bradford	QB	6-4	228	11/8/87	24	2	Oklahoma	Oklahoma City, Okla.	D1-'10
9	Austin Davis	QB	6-2	221	6/2/1989	22	R	Southern Mississippi	Meridian, Miss.	FA-'12
10	Kellen Clemens	QB	6-2	220	6/7/1983	29	7	Oregon	Burns, Ore.	FA-'12
<b>RUNNING BACKS (6)</b>										
24	Isaiah Pead	RB	5-10	197	12/14/1989	22	R	Cincinnati	Columbus, Ohio	D2C-'12
26	Daryl Richardson	RB	5-10	196	4/12/1990	22	R	Abilene Christian	Jacksonville, Fla.	D7B-'12
34	Chase Reynolds (PS)	RB	6-0	200	10/22/1987	23	1	Montana	Drummond, Mt.	FA-'11
39	Steven Jackson	RB	6-2	236	7/22/83	29	8	Oregon State	Las Vegas, Nev.	D1-'04
42	Terrance Ganaway	RB	6-1	240	10/7/1988	23	R	Baylor	DeKalb, Tex.	W(NYJ)-'12
49	Brit Miller	FB	6-1	253	9/15/86	26	4	Illinois	Decatur, Ill.	FA-'10
<b>WIDE RECEIVERS (7)</b>										
11	Brandon Gibson	WR	6-0	210	8/13/87	25	3	Washington State	Puyallup, Wash.	T(PHI)-'09
12	Steve Smith	WR	5-11	195	5/6/85	26	6	USC	Woodland Hills, Calif.	UFA (PHI)-'12
13	Chris Givens	WR	6-0	198	12/6/89	22	R	Wake Forest	Wylie, Tex.	D4-'12
14	Nick Johnson (PS)	WR	5-11	187	8/16/89	23	R	Henderson State	Santa Cruz, Calif.	FA-'12
16	Danny Amendola	WR	5-11	188	11/2/85	26	3	Texas Tech	The Woodlands, Tex.	FA-'09
18	Austin Pettis	WR	6-3	207	5/6/1988	24	2	Boise State	Orange, Calif.	D3-'11
83	Brian Quick	WR	6-3	220	6/5/1989	22	R	Appalachian St.	Columbia, S.C.	D2A-'12
<b>TIGHT ENDS (4)</b>										
46	Cory Harkey (PS)	TE	6-4	260	6/17/90	21	R	UCLA	Chino Hills, Calif.	FA-'12
82	Matthew Mulligan	TE	6-4	265	1/18/85	27	4	Maine	Bangor, Me.	UFA(NYJ)-'12
88	Lance Kendricks	TE	6-3	243	1/30/88	24	R	Wisconsin	Milwaukee, Wisc.	D2-'11
89	Mike McNeill	TE	6-4	235	3/7/88	23	R	Nebraska	St. Louis, Mo.	FA-'11
<b>OFFENSIVE LINE (13)</b>										
59	Robert Turner	OL	6-4	308	8/20/84	27	4	New Mexico	Austin, Tex.	UFA (NYJ)-'12
60	Ty Nsekhe (PS)	T	6-8	325	10/27/1985	26	R	Texas State	Arlington, Tex.	W(IND)-'12
61	Tim Barnes	C	6-4	300	5/14/1988	23	1	Missouri	Longwood, Mo.	FA-'11
62	Harvey Dahl	T	6-5	305	6/24/1981	30	5	Nevada-Reno	Fallon, NV	FA-'11
63	Scott Wells*	C	6-2	300	1/7/81	31	9	Tennessee	Brentwood, Tenn.	UFA (GB)-'12
65	Chris Williams	G/T	6-6	320	8/26/1985	27	5	Vanderbilt	Baton Rouge, La.	FA-'12
66	Shelley Smith	G	6-4	297	5/21/1987	25	3	Colorado State	Avondale, Ari.	W(HOU)-'12
68	Joe Barksdale	T	6-5	329	1/1/1988	24	2	LSU	Detroit, Mich.	W(OAK)-'12
70	Brandon Washington (PS)	G	6-2	320	8/13/1988	24	R	Miami (Fla.)	Miami, Fla.	FA-'12
72	Wayne Hunter	T	6-5	318	7/2/1981	31	9	Hawaii	Honolulu, Hi.	T(NYJ)-'12
73	Rokevious Watkins	T	6-3	338	2/24/89	23	R	South Carolina	Fairburn, Ga.	D5-'12
76	Rodger Saffold	T	6-5	314	6/6/88	24	3	Indiana	Bedford, Ohio	D2-'10
79	Barry Richardson	T	6-6	319	5/15/86	26	5	Clemson	Mt. Pleasant, S.C.	UFA(KC)-'12
<b>DEFENSIVE LINE (9)</b>										
71	Matthew Conrath	DT	6-7	290	8/11/89	22	R	Virginia	Oak Lawn, Ill.	FA-'12
90	Michael Brockers	DT	6-5	322	12/21/90	21	R	LSU	Houston, Tex.	D1-'11
91	Chris Long	DE	6-3	276	3/28/85	27	4	Virginia	Charlottesville, Va.	D1-'08
92	Eugene Sims	DE	6-6	250	3/18/86	26	2	West Texas A&M	Mt. Olive, Miss.	D6B-'10
93	Jermelle Cudjo	DT	6-2	311	9/28/86	26	3	Central Oklahoma	Lawton, Okla.	FA-'10
94	Robert Quinn	DE	6-4	265	5/18/90	21	R	North Carolina	Ladson, S.C.	D1-'11
95	William Hayes	DE	6-3	272	5/2/85	26	5	Winston-Salem St.	High Point, N.C.	UFA (TEN)-'12
96	Kellen Heard	DT	6-6	339	10/17/1985	26	2	Memphis	Galveston, Tex.	W(BUF)-'12
98	Kendall Langford	DT	6-6	295	1/27/86	26	5	Hampton	Petersburg, Va.	UFA (MIA)-'12
<b>LINEBACKERS (7)</b>										
50	Rocky McIntosh	LB	6-2	242	11/15/82	29	7	Miami (Fla.)	Gaffney, S.C.	UFA (WAS)-'12
51	Mario Haggan	LB	6-3	274	3/30/80	32	10	Mississippi State	Clarksdale, Miss.	UFA(DEN)-'12
52	Justin Cole	LB	6-3	242	11/22/87	24	2	San Jose St.	Chino Hills, Calif.	FA-'11
55	James Laurinaitis	LB	6-2	247	12/3/86	25	3	Ohio State	Plymouth, Minn.	D2-'09
56	Josh Hull	LB	6-3	245	5/21/87	2	3	Penn State	Millheim, Pa.	D7C-'10
57	Sammy Brown	LB	6-2	242	4/17/1990	22	R	Houston	Wiggins, Miss.	FA-'12
58	Jo-Lonn Dunbar	LB	6-0	226	3/13/85	27	5	Boston College	Syracuse, N.Y.	UFA (NO)-'12
<b>SECONDARY (10)</b>										
20	Darian Stewart	S	5-11	215	8/4/88	24	2	South Carolina	Huntsville, Ala.	FA-'10
21	Janoris Jenkins	CB	5-10	193	10/29/88	23	R	North Alabama	Pahokee, Fla.	D2B-'12
22	Trumaine Johnson	CB	6-2	204	1/1/90	22	R	Montana	Stockton, Calif.	D3-'12
23	Rodney McLeod	S	5-10	183	6/23/90	22	R	Virginia	Oxon Hill, Md.	FA-'12
27	Quintin Mikell	DB	5-10	204	9/16/80	30	9	Boise State	Eugene, Ore.	UFA(PHI)-'11
31	Cortland Finnegan	CB	5-10	188	2/2/84	28	7	Samford	Milton, Fla.	UFA(TEN)-'12
32	Bradley Fletcher	CB	6-0	200	6/25/86	26	4	Iowa	Youngstown, Ohio	D3-'09
33	Quinton Pointer	S	5-9	186	4/16/1988	24	R	UNLV	Ft. Myers, Fla.	FA-'12
37	Matthew Daniels	S	6-0	211	9/27/1989	22	R	Duke	Fayetteville, Ga.	FA-'12
43	Craig Dahl	S	6-1	209	6/17/85	27	5	North Dakota State	Mankato, Minn.	FA-'09
<b>SPECIALISTS (3)</b>										
4	Greg Zuerlein	K	6-0	187	12/27/87	24	R	Missouri Western	Lincoln, Neb.	D6-'12
6	Johnny Hekker	P	6-5	227	2/8/1990	22	R	Oregon State	Bothell, Wash.	FA-'12
44	Jake McQuaide	LS	6-2	219	12/7/87	24	R	Ohio State	Cincinnati, Ohio	FA-'11



# 2012 ST. LOUIS RAMS TRANSACTIONS

Date	Name	Move	Date	Name	Move
Jan. 2	DT Cornell Banks	Signed to Reserve/Future Contract	June 14	LB Rocky McIntosh	Signed
	C Tim Barnes	Signed to Reserve/Future Contract	July 24	OL Michael Hay	Waived
	CB Kendrick Burney	Signed to Reserve/Future Contract		CB Jeremy Caldwell	Waived
	WR John Chiles	Signed to Reserve/Future Contract	July 28	FB Ovie Mughelli	Signed
	TE Demarco Cosby	Signed to Reserve/Future Contract	Aug. 15	TE Jamie Childers	Waived
	DT John Henderson	Signed to Reserve/Future Contract		WR Charles Gilbert	Signed
	T Ryan McKee	Signed to Reserve/Future Contract		WR Brandyn Harvey	Signed
	RB Chase Reynolds	Signed to Reserve/Future Contract	Aug. 17	P Tom Malone	Waived
Jan. 9	P Tom Malone	Signed to Reserve/Future Contract		DT John Gill	Signed
Jan. 20	K Garrett Lindholm	Signed to Reserve/Future Contract	Aug. 22	CB Josh Gordy	Traded to IND
Feb. 6	OL Jovan Olafioye	Signed		DE Vernon Gholston	Signed
	WR John Chiles	Waived	Aug. 27	FB Todd Anderson	Waived
Feb. 10	OL Jovan Olafioye	Waived/Failed Physical		TE Brody Eldridge	Waived
Mar. 12	C Jason Brown	Released		WR Charles Gilbert	Waived
	DT Justin Bannan	Released		DT John Gill	Waived
	DE James Hall	Released		WR Brandyn Harvey	Waived
	DT Fred Robbins	Released		LB Alex Hoffman-Ellis	Waived
	WR Nick Miller	Waived		T Kevin Hughes	Waived
	LB David Nixon	Waived		LB Noah Keller	Waived
Mar. 13	CB Ron Bartell	Released		K Garrett Lindholm	Waived
Mar. 15	CB Cortland Finnegan	Signed		T Ryan McKee	Waived
Mar. 17	DT Kendall Langford	Signed		RB Calvin Middleton	Waived
	C Scott Wells	Signed		RB Nick Schweiger	Waived
Mar. 22	G Quinn Ojinnaka	Signed		LS Travis Tripucka	Waived
Mar. 26	WR Steve Smith	Signed		WR Danario Alexander	Waived-Injured
	FB Brit Miller	Signed		DT Trevor Laws	Placed on Reserved-Injured
	TE Matthew Mulligan	Signed	Aug. 28	WR Mike Campbell	Waived
Mar. 30	OL Rob Turner	Signed		DE Mason Brodine	Claimed off waivers from OAK
April 2	QB Tom Brandstater	Signed		T Wayne Hunter	Acquired from NYJ in exchange for J. Smith
	LB Jo-Lonn Dunbar	Signed	Aug. 31	DT Cornell Banks	Waived
April 11	DE Williams Hayes	Signed		C Tim Barnes	Waived
April 12	DT Trevor Laws	Signed		QB Tom Brandstater	Waived
April 17	QB Kellen Clemens	Signed		DE Mason Brodine	Waived
April 25	WR Danny Amendola	Signed RFA Tender		LB Aaron Brown	Waived
	DT Jermelle Cudjo	Signed ERFA Tender		LB Sammy Brown	Waived
April 26	WR Dominique Curry	Signed ERFA Tender		DB Kendrick Burney	Waived
	DT Michael Brockers	Selected 14th overall in NFL Draft (1st Round)		DE Vernon Gholston	Waived
April 27	WR Brian Quick	Selected 33rd overall in NFL Draft (2nd Round)		TE Ben Guidugli	Waived
	CB Janoris Jenkins	Selected 39th overall in NFL Draft (2nd Round)		C T. Bob Hebert	Waived
	RB Isaiah Pead	Selected 50th overall in NFL Draft (2nd Round)		DE Jamaar Jarrett	Waived
	CB Trumaine Johnson	Selected 65th overall in NFL Draft (3rd Round)		WR Nick Johnson	Waived
April 28	WR Chris Givens	Selected 96th overall in NFL Draft (4th Round)		T Joe Long	Waived
	T Rokevious Watkins	Selected 150th overall in NFL Draft (5th Round)		G Bryan Mattison	Waived
	K Greg Zuerlein	Selected 171st overall in NFL Draft (6th Round)		FB Ovie Mughelli	Waived
	LB Aaron Brown	Selected 209th overall in NFL Draft (7th Round)		TE Deangelo Peterson	Waived
	RB Daryl Richardson	Selected 252nd overall in NFL Draft (7th Round)		RB Chase Reynolds	Waived
April 30	K Josh Brown	Released		DE Scott Smith	Waived
	CB Chris Smith	Waived		T Jose Valdez	Waived
	RB Quinn Porter	Waived		FB Ovie Mughelli	Released
	DT John Henderson	Waived		WR Austin Pettis	Placed on Reserve/Suspended by Commissioner
	CB Nate Ness	Waived		TE Corey Harkey	Waived
	TE Demarco Cosby	Waived		QB Kellen Clemens	Released
	G Michael Hay	Signed	Sept. 1	DT Kellen Heard	Claimed off waivers from BUF
	RB Calvin Middleton	Signed		RB Terrance Ganaway	Claimed off waivers from NYJ
	TE Deangelo Peterson	Signed		C Tim Barnes	Signed to practice squad
	LB Noah Keller	Signed		DE Mason Brodine	Signed to practice squad
	S Quinton Pointer	Signed		LB Aaron Brown	Signed to practice squad
	S Matthew Daniels	Signed		TE Corey Harkey	Signed to practice squad
	P John Hekker	Signed		RB Chase Reynolds	Signed to practice squad
	FB Todd Anderson	Signed		WR Nick Johnson	Signed to practice squad
May 1	DE Scott Smith	Signed		WR Greg Salas	Traded to NE
	C T. Bob Hebert	Signed		CB Jerome Murphy	Waived
	DT Matt Conrath	Signed	Sept. 2	TE Michael Hoomanawanui	Waived
	LB Alex Hoffman-Ellis	Signed		G Quinn Ojinnaka	Released
	LB Derrick Choice	Signed		T Ty Nsekhe	Claimed off waivers from IND
May 2	S Rodney McLeod	Signed		G Brandon Washington	Signed to practice squad
	RB Nick Schweiger	Signed		G Shelley Smith	Claimed off waivers from HOU
	LS Travis Tripucka	Signed		WR Brandyn Harvey	Signed to practice squad
May 3	WR Dominique Curry	Waived	Sept. 5	G Quinn Ojinnaka	Signed
	CB Marquis Johnson	Waived		C Scott Wells	Placed on Reserve/Injured (Des. For Return)
	T Thomas Welch	Waived	Sept. 13	QB Kellen Clemens	Signed
	CB Brian Jackson	Waived		DT Darell Scott	Released
May 4	T Joe Long	Signed	Sept. 14	C Tim Barnes	Signed from practice squad to active roster
May 5	LB Sammy Brown	Signed		CB Quinton Pointer	Released
May 8	DE Jamaar Jarrett	Signed		LB Sammy Brown	Signed to the practice squad
May 14	WR Mike Campbell	Signed		LB Aaron Brown	Released from the practice squad
May 15	T Barry Richardson	Signed	Sept. 17	CB Quinton Pointer	Signed to the practice squad
	LB Mario Haggan	Signed		WR Austin Pettis	Activated from Exempt/Commissioner Permission
May 16	LB Derrick Choice	Waived		G Rokevious Watkins	Placed on Reserve/Injured
	T Jose Valdez	Claimed off waivers from MIN		WR Brandyn Harvey	Released from the practice squad
May 18	TE Brody Eldridge	Claimed off waivers from IND			

Sept. 27	T Ty Nsekhe	Waived
	T Joe Barksdale	Claimed off waivers from OAK
Sept. 28	T Ty Nsekhe	Signed to the practice squad
	C Chase Beeler	Waived from the practice squad
Oct. 5	DE Mason Brodine	Waived from the practice squad
	C Chase Beeler	Signed to the practice squad
Oct. 10	DE Mason Brodine	Signed to the practice squad
	C Chase Beeler	Waived from the practice squad
Oct. 22	G Quinn Ojinnaka	Released
	G/T Chris Williams	Signed



# 2012 ST. LOUIS RAMS PARTICIPATION CHART



#	Player	2012				1	2	3	4	5	6	7	8	9	10	11	12	13	14	15	16
		GP	GS	D	IA	9/9 @DET	9/16 WAS	9/23 @CHI	9/30 SEA	10/4 ARI	10/14 @MIA	10/21 GB	10/28 NE	11/11 @SF	11/18 NYJ	11/25 @ARI	12/2 SF	12/9 @BUF	12/16 MIN	12/23 @TB	12/30 @SEA
16	Amendola, Danny	5	5	0	2	WR	WR	WR	WR	X	IA	IA									
68	Barksdale, Joe	4	1	0	0	O	O	O	X	X	X	LT									
61	Barnes, Tim	6	0	0	0	PS	X	X	X	X	X	X									
64	Beeler, Chase	0	0	0	0	O	O	O	PS	O	O	O									
8	Bradford, Sam	7	7	0	0	QB	QB	QB	QB	QB	QB	QB									
90	Brockers, Michael	4	4	0	3	IA	IA	IA	RDT	RDT	RDT	RDT									
77	Brodine, Mason	0	0	0	0	PS	PS	PS	PS	PS	PS	PS									
54	Brown, Aaron	0	0	0	0	PS	O	O	O	O	O	O									
54	Brown, Sammy	0	0	0	0	O	PS	PS	PS	PS	PS	PS									
10	Clemens, Kellen	0	0	6	0	O	DNP	DNP	DNP	DNP	DNP	DNP									
52	Cole, Justin	7	0	0	0	X	X	X	X	X	X	X									
71	Conrath, Matthew	0	0	0	7	IA	IA	IA	IA	IA	IA	IA									
93	Cudjo, Jermelle	6	3	0	1	RDT	RDT	RDT	IA	X	X	X									
43	Dahl, Craig	7	7	0	0	SS	SS	SS	SS	SS	SS	SS									
62	Dahl, Harvey	7	7	0	0	RG	RG	RG	RG	RG	RG	RG									
37	Daniels, Matthew	3	0	0	4	X	X	IA	IA	IA	IA	X									
9	Davis, Austin	0	0	1	6	DNP	IA	IA	IA	IA	IA	IA									
58	Dunbar, Jo-Lonn	7	7	0	0	WLB	WLB	WLB	WLB	WLB	WLB	WLB									
31	Finnegan, Cortland	7	7	0	0	LCB	LCB	LCB	LCB	LCB	LCB	LCB									
32	Fletcher, Bradley	7	3	0	0	CB	X	X	X	CB	X	CB									
42	Ganaway, Terrance	1	0	0	6	IA	IA	IA	X	IA	IA	IA									
11	Gibson, Brandon	7	7	0	0	WR	WR	WR	WR	WR	WR	WR									
13	Givens, Chris	7	4	0	0	X	X	WR	X	WR	WR	WR									
51	Haggan, Mario	5	0	0	2	X	X	X	X	X	IA	IA									
46	Harkey, Cory	0	0	0	0	PS	PS	PS	PS	PS	PS	PS									
19	Harvey, Brandyn	0	0	0	0	PS	PS	O	O	O	O	O									
95	Hayes, William	7	0	0	0	X	X	X	X	X	X	X									
96	Heard, Kellen	7	0	0	0	X	X	X	X	X	X	X									
6	Hekker, Johnny	7	0	0	0	X	X	X	X	X	X	X									
56	Hull, Josh	7	0	0	0	X	X	X	X	X	X	X									
72	Hunter, Wayne	6	4	0	1	X	X	LT	LT	LT	LT	IA									
39	Jackson, Steven	7	7	0	0	RB	RB	RB	RB	RB	RB	RB									
21	Jenkins, Janoris	7	7	0	0	RCB	RCB	RCB	RCB	RCB	RCB	RCB									
14	Johnson, Nick	0	0	0	0	PS	PS	PS	PS	PS	PS	PS									
22	Johnson, Trumaine	7	0	0	0	X	X	X	X	X	X	X									
88	Kendricks, Lance	7	5	0	0	TE	X	X	TE	TE	TE	TE									
98	Langford, Kendall	7	7	0	0	LDT	LDT	LDT	LDT	LDT	LDT	LDT									
55	Laurinaitis, James	7	7	0	0	MLB	MLB	MLB	MLB	MLB	MLB	MLB									
91	Long, Chris	7	7	0	0	LDE	LDE	LDE	LDE	LDE	LDE	LDE									
50	McIntosh, Rocky	7	4	0	0	X	SLB	SLB	SLB	X	SLB	X									
23	McLeod, Rodney	7	0	0	0	X	X	X	X	X	X	X									
89	McNeill, Mike	7	1	0	0	X	X	X	X	X	TE	X									
44	McQuaide, Jake	7	0	0	0	X	X	X	X	X	X	X									
27	Mikell, Quintin	7	7	0	0	FS	FS	FS	FS	FS	FS	FS									
49	Miller, Brit	7	1	0	0	X	X	X	FB	X	X	X									
82	Mulligan, Matthew	7	2	0	0	TE	X	X	X	TE	X	X									
60	Nsekhe, Ty	2	0	0	1	IA	X	X	PS	PS	PS	PS									
69	Ojinnaka, Quinn	6	5	0	0	O	LG	LG	LG	LG	LG	X									
24	Pead, Isaiah	6	1	0	1	X	RB	X	IA	X	X	X									
18	Pettis, Austin	5	1	0	0	SUS	SUS	X	X	X	X	WR									
33	Pointer, Quinton	1	0	0	0	X	O	PS	PS	PS	PS	PS									
83	Quick, Brian	6	0	0	1	X	X	IA	X	X	X	X									
94	Quinn, Robert	7	7	0	0	RDE	RDE	RDE	RDE	RDE	RDE	RDE									
34	Reynolds, Chase	0	0	0	0	PS	PS	PS	PS	PS	PS	PS									
79	Richardson, Barry	7	7	0	0	RT	RT	RT	RT	RT	RT	RT									
26	Richardson, Daryl	7	0	0	0	X	X	X	X	X	X	X									
76	Saffold, Rodger	2	2	0	5	LT	LT	IA	IA	IA	IA	IA									
97	Scott, Darell	0	0	0	1	IA	waived 9/16		O	O	O	O									
92	Sims, Eugene	6	0	0	1	X	X	X	X	IA	X	X									
66	Smith, Shelley	2	1	3	2	IA	IA	DNP	DNP	X	DNP	LG									
12	Smith, Steve	5	2	0	2	X	WR	WR	IA	IA	X	X									
20	Stewart, Darian	5	0	0	2	IA	IA	X	X	X	X	X									
59	Turner, Robert	7	7	0	0	LG	C	C	C	C	C	C									
70	Washington, Brandon	0	0	0	0	PS	PS	PS	PS	PS	PS	PS									
73	Watkins, Rokevious	1	0	0	1	X	IA	IR	IR	IR	IR	IR									
63	Wells, Scott	1	1	0	0	C	IR	IR	IR	IR	IR	IR									
4	Zuerlein, Greg	7	0	0	0	X	X	X	X	X	X	X									

(Pos) - Starter; X - Reserve; DNP - Did Not Play; IA - Inactive; IR - Injured Reserve; PS - Practice Squad; O - Not on Roster; U - Unsigned; E - Roster Exemption; PUP - Physically Unable to Perform; GP - Games Played; GS - Started; D - Did Not Play; IA - Inactive; SUS - Reserve/Suspended; NFI - Non Football Injury List; CEX - Reserve/Commissioners Exempt; US - Reserve/Unsigned





# HOW THE RAMS WERE BUILT



## DRAFTTEES (20)

## FREE AGENTS (30)

## TRADES/WAIVERS (6)

2012	DT Michael Brockers (1) WR Brian Quick (2a) CB Janoris Jenkins (2b) RB Isaiah Pead (2c) CB Trumaine Johnson (3) WR Chris Givens (4) G Rokevious Watkins (5)* K Greg Zuerlein (6) RB Daryl Richardson (7b)	DT Matthew Conrath (FA) S Matthew Daniels (FA) QB Austin Davis (FA) LB Jo-Lonn Dunbar (UFA-NO) CB Cortland Finnegan (UFA-TEN) LB Mario Haggan (UFA-DEN) DE William Hayes (UFA-TEN) P Johnny Hekker (FA) DT Kendall Langford (UFA-MIA) DT Trevor Laws (UFA-PHI)* S Rodney McLeod (FA) LB Rocky McIntosh (UFA-WAS) TE Matthew Mulligan (UFA-NYJ) QB Kellen Clemens (UFA) T Barry Richardson (UFA-KC) WR Steve Smith (UFA-PHI) C/G Robert Turner (UFA-NYJ) C Scott Wells (UFA-GB)* G Quinn Ojinnaka (UFA) C Tim Barnes (PS)	RB Terrance Ganaway (W-NYJ) DT Kellen Heard (W-BUF) T Wayne Hunter (T-NYJ) T Joe Barksdale (W-OAK) G Shelley Smith (W-HOU)
2011	DE Robert Quinn (1) TE Lance Kendricks (2) WR Austin Pettis (3)	G Harvey Dahl (UFA-ATL) S Quintin Mikell (UFA-PHI) LB Justin Cole (FA) TE Mike McNeill (PS-IND) LS Jake McQuaide (FA)	
2010	QB Sam Bradford (1) T Rodger Saffold (2) DE Eugene Sims (6b) LB Josh Hull (7c)	DT Jermelle Cudjo (FA) S Darian Stewart (FA) FB Brit Miller (FA)	
2009	LB James Laurinaitis (2) CB Bradley Fletcher (3)	WR Danny Amendola (PS-PHI) S Craig Dahl (FA)	WR Brandon Gibson (T-PHI)
2008	DE Chris Long (1)		
2004	RB Steven Jackson (1)		

\* denotes player on reserve list

\*\*denotes player on PUP

FA - Free Agent; UFA - Unrestricted Free Agent; RFA - Restricted Free Agent; W - Waivers; T- Trade



# 2012 RAMS WEEKLY STARTERS/INACTIVES



## OFFENSE

	WR	LT	LG	C	RG	RT	TE	WR	QB	FB	RB
@ DET 9/9	B. Gibson	R. Saffold	R. Turner	S. Wells	H. Dahl	B. Richardson	M. Mulligan	D. Amendola	S. Bradford	L. Kendricks (TE)	S. Jackson
WAS 9/16	B. Gibson	R. Saffold	Q. Ojinnaka	R. Turner	H. Dahl	B. Richardson	I. Pead (RB)	D. Amendola	S. Bradford	S. Smith (WR)	S. Jackson
@ CHI 9/23	B. Gibson	W. Hunter	Q. Ojinnaka	R. Turner	H. Dahl	B. Richardson	C. Givens (WR)	D. Amendola	S. Bradford	S. Smith (WR)	S. Jackson
SEA 9/30	B. Gibson	W. Hunter	Q. Ojinnaka	R. Turner	H. Dahl	B. Richardson	L. Kendricks	D. Amendola	S. Bradford	B. Miller	S. Jackson
ARI 10/4	B. Gibson	W. Hunter	Q. Ojinnaka	R. Turner	H. Dahl	B. Richardson	L. Kendricks	C. Givens	S. Bradford	M. Mulligan (TE)	S. Jackson
@ MIA 10/14	B. Gibson	W. Hunter	Q. Ojinnaka	R. Turner	H. Dahl	B. Richardson	L. Kendricks	C. Givens	S. Bradford	M. McNeill (TE)	S. Jackson
GB 10/21	B. Gibson	J. Barksdale	Sh. Smith	R. Turner	H. Dahl	B. Richardson	L. Kendricks	C. Givens	S. Bradford	A. Pettis (WR)	S. Jackson
NE 10/28											
@ SF 11/11											
NYJ 11/18											
@ ARI 11/25											
SF 12/2											
@ BUF 12/9											
MIN 12/16											
@ TB 12/23											
@ SEA 12/30											

## DEFENSE

	LDE	LDT	RDT	RDE	SLB	MLB	WLB	LCB	RCB	SS	FS
@ DET 9/9	C. Long	K. Langford	J. Cudjo	R. Quinn	B. Fletcher (CB)	J. Laurinaitis	J. Dunbar	C. Finnegan	J. Jenkins	C. Dahl	Q. Mikell
WAS 9/16	C. Long	K. Langford	J. Cudjo	R. Quinn	R. McIntosh	J. Laurinaitis	J. Dunbar	C. Finnegan	J. Jenkins	C. Dahl	Q. Mikell
@ CHI 9/23	C. Long	K. Langford	J. Cudjo	R. Quinn	R. McIntosh	J. Laurinaitis	J. Dunbar	C. Finnegan	J. Jenkins	C. Dahl	Q. Mikell
SEA 9/30	C. Long	K. Langford	M. Brockers	R. Quinn	R. McIntosh	J. Laurinaitis	J. Dunbar	C. Finnegan	J. Jenkins	C. Dahl	Q. Mikell
ARI 10/4	C. Long	K. Langford	M. Brockers	R. Quinn	B. Fletcher (CB)	J. Laurinaitis	J. Dunbar	C. Finnegan	J. Jenkins	C. Dahl	Q. Mikell
@ MIA 10/14	C. Long	K. Langford	M. Brockers	R. Quinn	R. McIntosh	J. Laurinaitis	J. Dunbar	C. Finnegan	J. Jenkins	C. Dahl	Q. Mikell
GB 10/21	C. Long	K. Langford	M. Brockers	R. Quinn	B. Fletcher (CB)	J. Laurinaitis	J. Dunbar	C. Finnegan	J. Jenkins	C. Dahl	Q. Mikell
NE 10/28											
@ SF 11/11											
NYJ 11/18											
@ ARI 11/25											
SF 12/2											
@ BUF 12/9											
MIN 12/16											
@ TB 12/23											
@ SEA 12/30											

## SPECIALISTS

## INACTIVES

	K	P								
@ DET 9/9	G. Zuerlein	J. Hekker	@ DET 9/9	D. Stewart	T. Ganaway	T. Nsekhe	Sh. Smith	M. Conrath	M. Brockers	D. Scott
WAS 9/16	G. Zuerlein	J. Hekker	WAS 9/16	D. Stewart	T. Ganaway	A. Davis	Sh. Smith	M. Conrath	M. Brockers	R. Watkins
@ CHI 9/23	G. Zuerlein	J. Hekker	@ CHI 9/23	M. Daniels	T. Ganaway	A. Davis	R. Saffold	M. Conrath	M. Brockers	B. Quick
SEA 9/30	G. Zuerlein	J. Hekker	SEA 9/30	M. Daniels	I. Pead	A. Davis	R. Saffold	M. Conrath	J. Cudjo	S. Smith
ARI 10/4	G. Zuerlein	J. Hekker	ARI 10/4	M. Daniels	T. Ganaway	A. Davis	R. Saffold	M. Conrath	E. Sims	S. Smith
@ MIA 10/14	G. Zuerlein	J. Hekker	@ MIA 10/14	M. Daniels	T. Ganaway	A. Davis	R. Saffold	M. Conrath	M. Haggan	D. Amendola
GB 10/21	G. Zuerlein	J. Hekker	GB 10/21	W. Hunter	T. Ganaway	A. Davis	R. Saffold	M. Conrath	M. Haggan	D. Amendola
NE 10/28			NE 10/28							
@ SF 11/11			@ SF 11/11							
NYJ 11/18			NYJ 11/18							
@ ARI 11/25			@ ARI 11/25							
SF 12/2			SF 12/2							
@ BUF 12/9			@ BUF 12/9							
MIN 12/16			MIN 12/16							
@ TB 12/23			@ TB 12/23							
@ SEA 12/30			@ SEA 12/30							





# MISCELLANEOUS STATS

# 2012 TEAM STATISTICS

## ST. LOUIS RAMS

	SCORING SUMMARY					FIRST DOWNS				TOTAL OFFENSE				SACKS		PASSING			INTERCEPTIONS				PUNTS			PUNT RETURNS					KO RETURNS				PEN.		FUMBLES		SCORING									
	1st	2nd	3rd	4th	OT	TOTAL	T	R	PA	PE	Yds	R	P	No	Yds	BY RAMS			No	Yds	Lg	TD	No	Yds	Avg	No	Yds	FC	LG	TD	No	Yds	Lg	TD	No	Yds	No	Lost	TDs	R	P	RT	PAT		R	P	FG	
																Att	Cmp	Int																									Made	Att				Made
at DET	3	10	0	10	0	23	14	4	10	0	251	78	173	3	25	25	17	0	3	107	42	1	5	241	48.2	1	6	2	6	0	1	25	25	0	7	65	2	0	2	0	1	1	2	2	0	0	3	3
WAS	3	13	7	8	0	31	23	6	15	2	452	151	301	2	9	35	26	1	1	5	5	0	3	163	54.3	4	29	1	22	0	1	12	12	0	7	60	3	2	3	0	3	0	2	2	1	0	3	3
at CHI	0	3	3	0	0	6	12	5	6	1	160	59	101	6	51	35	18	2	1	32	32	0	6	279	46.5	2	20	1	17	0	1	24	24	0	4	40	0	0	0	0	0	0	0	0	0	2	2	
SEA	3	10	3	3	0	19	15	2	13	0	286	75	211	2	12	31	17	1	3	40	34	0	4	156	39.0	1	18	0	18	0	1	10	12	0	6	37	0	0	1	0	1	0	1	1	0	0	4	4
ARI	7	3	0	7	0	17	12	6	6	0	242	111	131	1	10	21	7	1	0	0	0	0	7	398	56.9	4	36	2	14	0	1	36	36	0	7	60	0	0	2	0	2	0	2	2	0	0	1	1
at MIA	6	0	0	8	0	14	22	7	15	0	462	162	300	3	15	39	26	0	0	0	0	0	3	135	45.0	6	21	0	14	0	2	33	20	0	12	94	3	1	1	1	0	0	0	0	1	2	5	
GB	3	3	0	14	0	20	19	7	11	1	354	108	246	3	9	34	21	1	0	0	0	0	2	99	49.5	0	0	3	0	0	3	82	32	0	6	30	1	0	2	1	1	0	2	2	0	0	2	2
NE																																																
at SF																																																
NYJ																																																
at ARI																																																
SF																																																
at BUF																																																
MIN																																																
at TB																																																
at SEA																																																
TOTAL	25	42	13	50	0	130	117	37	76	4	2207	744	1463	20	131	220	132	6	8	184	42	1	30	1471	49.0	18	130	9	22	0	10	222	84	0	49	386	9	3	11	2	8	1	9	9	1	1	17	20

## OPPONENTS

	SCORING SUMMARY						FIRST DOWNS				TOTAL OFFENSE					Sacks		PASSING			INTERCEPTIONS				PUNTS			PUNT RETURNS					KO RETURNS				PEN.		FUMBLES		SCORING								
	1st	2nd	3rd	4th	OT	TOTAL	T	R	PA	PE	Yds	R	P	No	Yds	BY OPP.			No	Yds	Avg	No	Yds	FC	LG	TD	No	Yds	Lg	TD	No	Yds	Lg	TD	No	Yds	No	Lost	TDs	R	P	RT	PAT		2 PT		FG		
																No	Yds	Lg																									Made	Att	R	P	Made	Att	
at DET	0	10	3	14	0	27	28	5	23	0	429	83	346	1	9	48	32	3	0	0	0	0	3	121	40.3	5	53	0	21	0	2	19	18	0	3	27	0	0	3	2	1	0	3	3	0	0	2	2	
WAS	14	7	7	0	0	28	18	9	7	2	373	176	197	1	9	29	20	1	1	0	0	0	6	240	40.0	1	-3	0	0	0	4	53	26	0	11	96	0	0	4	2	1	1	4	4	0	0	0	0	1
at CHI	3	7	0	13	0	23	20	8	10	2	274	103	171	2	12	31	17	1	2	34	45	1	4	165	41.3	3	39	0	19	0	3	85	37	0	6	45	0	0	2	1	0	1	2	2	0	0	3	3	
SEA	7	0	3	3	0	13	19	11	8	0	319	179	140	2	20	25	17	3	1	29	29	0	4	196	49.0	2	1	2	4	0	1	69	69	0	5	55	0	0	1	1	0	0	1	1	0	0	2	2	
ARI	3	0	0	0	0	3	20	4	13	3	282	45	237	9	52	50	28	0	1	0	0	0	7	320	45.7	5	76	0	26	0	0	0	0	0	5	35	1	1	0	0	0	0	0	0	0	1	2		
at MIA	0	10	7	0	0	17	12	2	8	2	192	19	173	2	12	29	21	0	0	0	0	0	6	323	53.8	0	0	1	0	0	2	69	44	0	5	40	1	0	2	0	2	0	2	2	0	0	1	1	
GB	10	0	7	13	0	30	22	2	18	2	402	70	332	3	10	37	30	0	1	0	0	0	3	116	38.7	1	15	1	15	0	1	23	23	0	3	30	0	0	3	0	3	0	3	3	0	0	3	4	
NE																																																	
at SF																																																	
NYJ																																																	
at ARI																																																	
SF																																																	
at BUF																																																	
MIN																																																	
at TB																																																	
at SEA																																																	
TOTAL	37	34	27	43	0	141	139	41	87	11	2271	675	1596	20	124	249	165	8	6	63	45	1	33	1481	44.9	17	181	4	26	0	13	318	69	0	38	328	2	1	15	6	7	2	15	15	0	0	12	15	

# BALL POSSESSION AND DRIVE CHART

St. Louis Rams at Detroit Lions (9/9/12)

St. Louis Rams (30:06) - Average SL 26

Detroit Lions (29:54) - Average DET 30

NO	BEGIN	TIME	PLAYS	YDS	PEN	NET	LAST	RESULT	BEGIN	TIME	PLAYS	YDS	PEN	NET	LAST	RESULT
1.	SL 34	5:49	10	61	-25	36	DET 30	Field Goal	DET 20	7:14	13	72	5	77	*SL 3	Interception
2.	SL 20	1:07	3	-2	0	-2	SL 18	Punt	DET 20	7:31	14	80	0	80	*SL 1	Touchdown
3.	DET 44	4:30	8	33	0	33	*DET 11	Field Goal	SL 32	1:14	3	16	0	16	*SL 16	Interception
4.	SL 20	0:20	1	-1	0	-1	SL 20	End of Half	DET 13	1:07	3	10	0	10	DET 23	Interception
5.	SL 20	2:37	3	-5	-5	-10	SL 10	Punt	DET 24	1:08	5	53	0	53	SL 23	Field Goal
6.	SL 20	1:59	3	14	-10	4	SL 24	Punt	SL 41	2:54	5	10	5	15	SL 26	Field Goal
7.	SL 13	2:25	5	18	0	18	SL 31	Punt	DET 45	1:35	3	7	0	7	SL 48	Punt
8.	SL 8	3:03	5	14	0	14	SL 22	Punt	DET 35	2:33	6	21	0	21	SL 44	Punt
9.	DET 47	2:42	5	47	0	47	DET 23	Touchdown	DET 8	0:27	3	0	0	0	DET 8	Punt
10.	SL 20	5:24	13	52	0	52	DET 28	Field Goal	DET 20	2:26	5	80	0	80	*SL 5	Touchdown
11.	SL 20	0:10	2	20	0	20	SL 39	End of Game	DET 20	1:45	9	80	0	80	*SL 5	Touchdown

\* inside opponent's 20

\* inside opponent's 20

St. Louis Rams vs. Washington Redskins (9/16/12)

St. Louis Rams (31:24) - Average SL 33

Washington Redskins (28:36) - Average WAS 21

NO	BEGIN	TIME	PLAYS	YDS	PEN	NET	LAST	RESULT	BEGIN	TIME	PLAYS	YDS	PEN	NET	LAST	RESULT
1.	SL 20	0:11	1	10	0	10	SL 20	Fumble	WAS 20	3:32	6	10	0	10	WAS 30	Punt
2.	SL 9	5:44	11	55	15	70	*WAS 21	Field Goal	WAS 20	4:05	10	70	10	80	*SL 5	Touchdown
3.	SL 38	1:09	3	9	0	9	SL 47	Punt	WAS 20	1:58	4	80	0	80	WAS 32	Touchdown
4.	SL 20	7:02	15	84	-19	65	*WAS 15	Field Goal	WAS 21	1:13	4	15	0	15	WAS 36	Interception
5.	SL 20	4:21	7	80	0	80	*WAS 1	Touchdown		0:02	0	0	0	0		End of Half
6.	WAS 40	0:43	4	26	-10	16	*WAS 24	Field Goal	WAS 15	2:26	3	8	-5	3	WAS 18	Punt
7.	SL 37	2:11	4	58	5	63	WAS 34	Touchdown	WAS 20	4:56	8	85	-5	80	*SL 7	Touchdown
8.	SL 20	2:02	5	74	0	74	*WAS 6	Interception	WAS 20	1:34	3	4	0	4	WAS 24	Blocked Punt
9.	WAS 24	1:56	4	24	0	24	*WAS 1	Touchdown	WAS 20	1:30	3	9	0	9	WAS 29	Punt
10.	SL 32	1:25	3	8	0	8	SL 40	Punt	WAS 16	4:53	9	50	-5	45	SL 39	Punt
11.	SL 11	2:13	3	-1	0	-1	SL 10	Punt	WAS 21	1:00	3	8	-10	-2	WAS 19	Punt
12.	SL 29	1:14	5	27	5	32	WAS 41	Fumble	WAS 37	1:27	7	34	-15	19	SL 44	Missed FG
13.	WAS 48	1:13	2	-2	0	-2	WAS 49	End of Game								

\* inside opponent's 20

\* inside opponent's 20

St. Louis Rams at Chicago Bears (9/23/12)

St. Louis Rams (26:04) - Average SL 24

Chicago Bears (33:56) - Average CHI 33

NO	BEGIN	TIME	PLAYS	YDS	PEN	NET	LAST	RESULT	BEGIN	TIME	PLAYS	YDS	PEN	NET	LAST	RESULT
1.	SL 20	5:18	8	13	5	18	SL 38	Punt	CHI 27	4:19	11	37	0	37	SL 36	Field Goal
2.	CHI 46	0:25	3	-10	0	-10	SL 44	Punt	CHI 35	5:07	11	40	-5	35	SL 30	Interception
3.	SL 17	3:02	4	12	0	12	SL 29	Punt	CHI 20	2:52	5	20	0	20	CHI 40	Punt
4.	SL 20	1:34	11	43	0	43	CHI 37	Field Goal	CHI 19	7:01	12	71	10	81	*SL 3	Touchdown
5.	SL 18	2:37	6	44	-5	39	CHI 43	Downs	CHI 33	0:22	1	2	0	2	CHI 33	End of Half
6.	SL 33	4:55	10	39	0	39	CHI 28	Field Goal	CHI 43	1:14	3	-8	0	-8	CHI 35	Punt
7.	SL 37	3:58	6	-10	10	0	SL 37	Punt	CHI 23	1:47	3	2	0	2	CHI 25	Punt
8.	SL 20	0:39	4	19	0	19	SL 39	Interception	CHI 25	5:44	13	71	0	71	*SL 4	Field Goal
9.	SL 20	2:09	3	7	0	7	SL 27	Punt	SL 48	1:44	3	8	0	8	SL 40	Punt
10.	SL 8	1:02	3	-1	0	-1	SL 7	Punt	CHI 47	1:53	5	34	0	34	*SL 19	Field Goal
11.	SL 20	0:25	2	4	0	4	SL 24	Interception	CHI 41	1:53	3	-3	0	-3	CHI 39	End of Game

\* inside opponent's 20

\* inside opponent's 20



# BALL POSSESSION AND DRIVE CHART

Seattle Seahawks at St. Louis Rams (9/30/12)

St. Louis Rams (30:08) - Average SL 32

Seattle Seahawks (29:52) - Average SEA 27

NO	BEGIN	TIME	PLAYS	YDS	PEN	NET	LAST	RESULT
1.	SL 20	5:46	10	45	-5	40	SEA 40	Field Goal
2.	SL 10	2:53	5	62	0	62	SEA 28	Interception
3.	SL 21	1:27	3	8	0	8	SL 29	Punt
4.	SL 48	6:12	12	67	-15	52	*SEA 2	Touchdown
5.	SEA 46	0:34	4	16	0	16	SEA 30	Field Goal
6.	SEA 48	1:14	4	6	0	6	SEA 42	Field Goal
7.	SEA 47	1:18	3	-5	5	0	SEA 47	Punt
8.	SL 5	2:22	3	8	-2	6	SL 11	Punt
9.	SL 20	6:56	15	74	0	74	*SEA 6	Field Goal
10.	SL 46	0:26	3	7	0	7	SEA 47	Punt
11.	SL 25	1:00	2	-2	0	-2	SL 24	End of Game

\* inside opponent's 20

BEGIN	TIME	PLAYS	YDS	PEN	NET	LAST	RESULT
SEA 20	4:15	8	80	0	80	*SL 18	Touchdown
SEA 20	3:00	5	18	0	18	SEA 38	Punt
SEA 27	1:26	3	23	-15	8	SEA 35	Punt
SEA 21	3:50	7	30	0	30	SL 49	Interception
SEA 20	0:37	3	-10	5	-5	SEA 15	Punt
SL 36	1:03	2	2	0	2	SL 34	Interception
SEA 13	7:15	13	80	-5	75	*SL 12	Field Goal
SEA 45	3:45	8	43	0	43	*SL 12	Field Goal
SEA 20	2:32	5	8	-15	-7	SEA 13	Punt
SEA 20	2:09	9	45	0	45	SL 35	Interception

\* inside opponent's 20

Arizona Cardinals at St. Louis Rams (10/4/12)

St. Louis Rams (25:38) - Average SL 25

Arizona Cardinals (34:22) - Average ARZ 27

NO	BEGIN	TIME	PLAYS	YDS	PEN	NET	LAST	RESULT
1.	SL 31	2:21	5	69	0	69	*ARZ 7	Touchdown
2.	SL 20	1:33	3	6	0	6	SL 26	Punt
3.	SL 8	1:04	4	10	0	10	SL 18	Punt
4.	50	1:38	5	14	0	14	ARZ 36	Field Goal
5.	SL 4	1:32	3	5	0	5	SL 9	Punt
6.	SL 30	1:53	3	-3	10	7	SL 37	Punt
7.	SL 21	0:15	1	-1	0	-1	SL 21	End of Half
8.	SL 36	0:57	3	0	-5	-5	SL 31	Punt
9.	SL 43	4:43	9	41	0	41	*ARZ 16	Interception
10.	SL 11	5:30	10	99	-10	89	SL 49	Touchdown
11.	SL 3	2:12	3	6	0	6	SL 9	Punt
12.	SL 20	0:28	3	-1	0	-1	SL 19	Punt
13.	ARZ 47	1:32	3	-3	0	-3	ARZ 49	End of Game

\* inside opponent's 20

BEGIN	TIME	PLAYS	YDS	PEN	NET	LAST	RESULT
ARZ 20	9:24	17	58	5	63	*SL 17	Field Goal
ARZ 29	2:17	4	14	0	14	ARZ 43	Punt
ARZ 14	0:58	3	4	0	4	ARZ 18	Punt
ARZ 20	1:40	6	30	0	30	50	Punt
50	4:02	8	23	5	28	SL 22	Missed FG
ARZ 6	1:23	7	22	15	37	ARZ 43	Punt
ARZ 20	1:40	3	0	0	0	ARZ 20	Punt
ARZ 13	1:08	3	-2	0	-2	ARZ 11	Punt
ARZ 20	4:13	10	23	15	38	SL 42	Punt
ARZ 20	6:24	11	102	-25	77	*SL 6	Downs
SL 38	1:04	5	13	5	18	*SL 13	Downs
SL 45	0:09	1	-5	0	-5	SL 45	Fumble

\* inside opponent's 20

St. Louis Rams at Miami Dolphins (10/14/12)

St. Louis Rams (33:23) - Average SL 20

Miami Dolphins (26:37) - Average MIA 28

NO	BEGIN	TIME	PLAYS	YDS	PEN	NET	LAST	RESULT
1.	SL 20	2:35	6	50	0	50	MIA 30	Field Goal
2.	SL 8	3:38	8	78	0	78	*MIA 14	Field Goal
3.	SL 18	2:49	6	31	0	31	SL 49	Punt
4.	SL 27	4:52	9	49	-10	39	MIA 34	Missed FG
5.		0:11	0	0	0	0		Fumble
6.	SL 20	4:16	12	86	-25	61	*MIA 19	Missed FG
7.	SL 20	4:15	6	29	-5	24	SL 44	Punt
8.	SL 23	3:33	7	28	0	28	MIA 49	Punt
9.	SL 38	5:33	11	62	0	62	*MIA 1	Touchdown
10.	SL 3	1:41	9	49	0	49	MIA 48	Missed FG

\* inside opponent's 20

BEGIN	TIME	PLAYS	YDS	PEN	NET	LAST	RESULT
MIA 18	3:39	6	24	0	24	MIA 42	Punt
MIA 20	2:17	3	8	0	8	MIA 28	Punt
MIA 15	1:36	3	15	-20	-5	MIA 10	Punt
MIA 42	3:07	6	53	5	58	SL 29	Touchdown
SL 25	0:57	4	0	0	0	SL 25	Field Goal
MIA 27	0:03	1	-1	0	-1	MIA 27	End of Half
MIA 38	5:20	10	56	6	62	*SL 1	Touchdown
MIA 20	0:49	3	8	0	8	MIA 28	Punt
MIA 6	2:00	4	-2	15	13	MIA 19	Punt
MIA 20	6:49	10	31	-10	21	MIA 41	Punt

\* inside opponent's 20

# BALL POSSESSION AND DRIVE CHART

Green Bay Packers at St. Louis Rams (10/21/12)

St. Louis Rams (27:02) - Average SL 21

NO	BEGIN	TIME	PLAYS	YDS	PEN	NET	LAST	RESULT
1.	SL 20	2:45	5	26	0	26	SL 46	Punt
2.	SL 45	3:03	7	23	0	23	GB 32	Field Goal
3.	SL 20	6:56	11	71	-5	66	*GB 14	Downs
4.	SL 10	5:22	12	70	-5	65	GB 25	Field Goal
5.	SL 20	3:13	5	-7	15	8	SL 28	Punt
6.	SL 9	0:08	1	0	0	0	SL 9	Interception
7.	SL 20	3:02	6	80	0	80	*GB 6	Touchdown
8.	SL 19	0:59	4	9	0	9	SL 24	Downs
9.	SL 23	1:34	10	82	-5	77	*GB 3	Touchdown

\* inside opponent's 20

Green Bay Packers (32:58) - Average GB 30

BEGIN	TIME	PLAYS	YDS	PEN	NET	LAST	RESULT
GB 10	1:34	3	3	0	3	GB 13	Punt
GB 20	2:15	5	77	3	80	*SL 3	Touchdown
SL 49	3:06	6	20	0	20	SL 29	Field Goal
GB 15	4:19	8	36	0	36	SL 49	Punt
GB 15	0:40	6	50	-5	45	SL 40	Missed FG
GB 20	6:56	12	80	0	80	*SL 5	Touchdown
GB 32	3:26	5	24	0	24	SL 44	Punt
SL 42	4:25	10	35	2	37	*SL 5	Field Goal
GB 20	5:44	10	80	0	80	SL 39	Touchdown
SL 28	0:18	4	-2	0	-2	SL 30	Field Goal
GB 20	0:15	1	-1	0	-1	GB 20	End of Game

\* inside opponent's 20

## 2012 ST. LOUIS RAMS SCORING DRIVES

<u>Opponent</u>	<u>Qtr</u>	<u>Time Rem.</u>	<u>Plays</u>	<u>Net Yards</u>	<u>Poss.</u>	<u>How Acquired</u>	<u>Scoring Play</u>
@ Detroit	1	1:57	10	36	5:49	Interception	Greg Zuerlein 48 yd. Field Goal
@ Detroit	2	2:35	8	33	4:30	Interception	Greg Zuerlein 29 yd. Field Goal
@ Detroit	2	1:28	0	0	0:00	Interception	Cortland Finnegan 31 yd. interception
@ Detroit	4	9:45	5	47	2:42	Punt	B. Gibson 23 yd. touchdown catch
@ Detroit	4	1:55	13	52	5:24	Kickoff	Greg Zuerlein 46 yd. Field Goal
vs. Washington	1	9:05	11	70	5:44	Kickoff	Greg Zuerlein 39 yd. Field Goal
vs. Washington	2	8:17	15	65	7:02	Kickoff	Greg Zuerlein 33 yd. Field Goal
vs. Washington	2	1:58	7	80	4:21	Kickoff	D. Amendola 1 yd. touchdown catch
vs. Washington	2	0:02	4	16	0:43	Interception	Greg Zuerlein 42 yd. Field Goal
vs. Washington	3	10:23	4	63	2:11	Punt	B. Gibson 34 yd. touchdown catch
vs. Washington	4	14:55	4	24	1:56	Blocked Punt	M. Mulligan 1 yd. touchdown catch
@ Chicago	2	0:22	11	43	1:34	Kickoff	Greg Zuerlein 56 yd. Field Goal
@ Chicago	3	6:14	10	39	4:55	Punt	Greg Zuerlein 46 yd. Field Goal
vs. Seattle	1	4:59	10	40	5:46	Kickoff	Greg Zuerlein 58 yd. Field Goal
vs. Seattle	2	1:11	12	52	6:12	Interception	D. Amendola 2 yd. touchdown catch
vs. Seattle	2	0:00	4	16	0:34	Punt	Greg Zuerlein 48 yd. Field Goal
vs. Seattle	3	13:46	4	6	1:14	Kickoff	Greg Zuerlein 60 yd. Field Goal
vs. Seattle	4	6:07	15	74	6:56	Kickoff	Greg Zuerlein 24 yd. Field Goal
vs. Arizona	1	12:39	5	69	2:21	Kickoff	Lance Kendricks 7 yd. touchdown catch
vs. Arizona	2	10:45	5	14	1:38	Punt	Greg Zuerlein 53 yd. Field Goal
vs. Arizona	4	11:49	10	89	5:30	Punt	Chris Givens 51 yd. touchdown catch
@ Miami	1	12:25	6	50	2:35	Kickoff	Greg Zuerlein 48 yd. Field Goal
@ Miami	1	5:08	8	78	3:38	Punt	Greg Zuerlein 32 yd. Field Goal
@ Miami	4	8:30	11	62	5:33	Punt	Sam Bradford 1 yd. touchdown run
vs. Green Bay	1	7:38	7	23	3:03	Punt	Greg Zuerlein 50 yd. Field Goal
vs. Green Bay	2	0:40	12	65	5:22	Punt	Greg Zuerlein 43 yd. Field Goal
vs. Green Bay	4	8:50	6	80	3:02	Kickoff	Steven Jackson 6 yd. touchdown run
vs. Green Bay	4	0:15	10	77	1:34	Kickoff	Austin Pettis 3 yd. touchdown catch

# RAMS KICKOFF ANALYSIS

<u>Opponent</u>	<u>No.</u>	<u>No. in EZ</u>	<u>TB</u>	<u>Opp. Ret.</u>	<u>Ret. Yds.</u>	<u>Ret. Avg.</u>	<u>Squib</u>	<u>Out of Bounds</u>	<u>Onside Rec/Att</u>
at Detroit	6	5	4	2	19	9.5	0	0	0/0
vs. Washington	7	5	3	4	53	13.3	0	0	0/0
at Chicago	3	2	0	3	85	28.3	0	0	0/0
vs. Seattle	5	5	4	1	69	69.0	0	0	0/0
vs. Arizona	4	4	4	0	0	0.0	0	0	0/0
at Miami	4	4	2	2	69	34.5	0	0	0/0
vs. Green Bay	5	5	4	1	23	23.0	0	0	0/0
vs. New England									
at San Francisco									
vs. N.Y. Jets									
at Arizona									
vs. San Francisco									
at Buffalo									
vs. Minnesota									
at Tampa Bay									
at Seattle									
<b>TOTAL</b>	34	30	21	13	318	24.5	0	0	0/0



## 2012 RAMS WEEKLY TEAM RANKINGS

NFL RANKINGS							NFC RANKINGS					
OFFENSE			DEFENSE				OFFENSE			DEFENSE		
Overall	Rush	Pass	Overall	Rush	Pass		Overall	Rush	Pass	Overall	Rush	Pass
Week 1	27/251.0	21/78.0	25/173.0	25/429.0	11/83.0	28/346.0	16/251.0	12/78.0	14/173.0	14/429.0	8/83.0	16/346.0
Week 2	18/351.0	13/114.0	19/237.0	24/401.0	21/129.5	24/271.5	11/351.0	6/114.0	11/237.0	13/401.0	11/129.5	13/271.5
Week 3	28/287.3	20/95.7	27/191.7	19/358.7	21/120.7	16/238.0	13/287.3	10/95.7	12/191.7	12/358.7	12/120.7	10/238.0
Week 4	27/287.0	20/90.5	27/196.5	14/348.8	26/135.3	12/213.5	13/287.0	10/90.5	12/196.5	9/348.8	14/135.3	9/213.5
Week 5	29/278.0	22/94.6	30/183.4	14/335.4	18/117.2	12/218.2	14/278.0	11/94.6	15/183.4	9/335.4	13/117.2	7/218.2
Week 6	28/308.7	16/105.8	27/202.8	7/311.5	13/100.8	6/210.7	14/308.7	9/105.8	14/202.8	5/311.5	8/100.8	3/210.7
Week 7	28/315.1	15/106.1	25/209.0	10/324.4	11/98.9	14/225.6	14/315.1	9/106.1	12/209.0	8/324.4	6/98.9	8/225.6
Week 8												
Week 9												
Week 10												
Week 11												
Week 12												
Week 13												
Week 14												
Week 15												
Week 16												
Week 17												

## 2012 TURNOVER BREAKDOWN

OPPONENT	TAKEAWAYS			GIVEAWAYS			MARGIN	RESULT
	FUMBLES	INT	TOTAL	FUMBLES	INT	TOTAL		
@DET	0	3	3	0	0	0	+3	L, 27-23
WAS	0	1	1	2	1	3	-2	W, 31-28
@CHI	0	1	1	0	2	2	-1	L, 23-6
SEA	0	3	3	0	1	1	+2	W, 19-13
ARZ	1	0	1	0	1	1	0	W, 17-3
@MIA	0	0	0	1	0	1	-1	L, 17-14
GB	0	0	0	0	1	1	-1	L, 30-20
NE								
@SF								
NYJ								
@ARZ								
SF								
@BUF								
MIN								
@TB								
@SEA								
<b>TOTALS</b>	<b>1</b>	<b>8</b>	<b>9</b>	<b>3</b>	<b>6</b>	<b>9</b>	<b>0</b>	
	TAKEAWAYS			POINTS OFF TAKEAWAYS			SCORE %	POINTS
	FUMBLES	INT	TOTAL	TDS	FGs	TOTAL		
RAMS	1	8	9	1	3	4	44.4%	16
OPPONENTS	3	6	9	2	2	4	44.4%	20

## 2012 TEAM HIGHS & LOWS

### MOST POINTS

Rams: 31 Week 2 vs. Washington  
Opponents: 30 Week 7 vs. Green Bay

### MOST POINTS IN A HALF

Rams: 16 Week 2 vs. Washington  
Opponents: 21 Week 2 vs. Washington

### MOST FIRST DOWNS

Rams: 23 Week 2 vs. Washington  
Opponents: 28 Week 1 @ Detroit

### MOST RUSHING ATTEMPTS

Rams: 32 Week 5 vs. Arizona  
Opponents: 34 (last) Week 4 vs. Seattle

### MOST RUSHING YARDS

Rams: 162 Week 6 @ Miami  
Opponents: 179 Week 4 vs. Seattle

### MOST PASSING ATTEMPTS

Rams: 39 Week 6 @ Miami  
Opponents: 50 Week 5 vs. Arizona

### MOST PASS COMPLETIONS

Rams: 26 (last) Week 6 @ Miami  
Opponents: 32 Week 1 @ Detroit

### MOST PASSING YARDS

Rams: 315 Week 6 @ Miami  
Opponents: 355 Week 1 @ Detroit

### MOST TOTAL PLAYS

Rams: 69 Week 6 @ Miami  
Opponents: 76 Week 5 vs. Arizona

### MOST TOTAL NET YARDS

Rams: 462 Week 6 @ Miami  
Opponents: 429 Week 1 @ Detroit

### MOST TIME OF POSSESSION

Rams: 33:24 Week 2 vs. Washington  
Opponents: 34:22 Week 5 vs. Arizona

### MOST INTERCEPTIONS

Rams: 3 (last) Week 4 vs. Seattle  
Opponents: 2 Week 3 @ Chicago

### MOST SACKS

Rams: 9 Week 5 vs. Arizona  
Opponents: 6 Week 3 @ Chicago

### MOST PENALTIES

Rams: 12 Week 6 @ Miami  
Opponents: 11 Week 2 vs. Washington

### MOST YARDS PENALIZED

Rams: 94 Week 6 @ Miami  
Opponents: 96 Week 2 vs. Washington

### FEWEST POINTS

Rams: 6 Week 3 @ Chicago  
Opponents: 3 Week 5 vs. Arizona

### FEWEST POINTS IN A HALF

Rams: 3 Week 3 @ Chicago  
Opponents: 0 Week 5 vs. Arizona

### FEWEST FIRST DOWNS

Rams: 12 (last) Week 5 vs. Arizona  
Opponents: 12 Week 6 @ Miami

### FEWEST RUSHING ATTEMPTS

Rams: 17 Week 3 @ Chicago  
Opponents: 17 Week 5 vs. Arizona

### FEWEST RUSHING YARDS

Rams: 59 Week 3 @ Chicago  
Opponents: 19 Week 6 @ Miami

### FEWEST PASSING ATTEMPTS

Rams: 21 Week 5 vs. Arizona  
Opponents: 25 Week 4 vs. Seattle

### FEWEST PASS COMPLETIONS

Rams: 7 Week 5 vs. Arizona  
Opponents: 17 (last) Week 4 vs. Seattle

### FEWEST PASSING YARDS

Rams: 141 Week 5 vs. Arizona  
Opponents: 160 Week 4 vs. Seattle

### FEWEST TOTAL PLAYS

Rams: 54 Week 5 vs. Arizona  
Opponents: 49 Week 6 @ Miami

### FEWEST TOTAL NET YARDS

Rams: 160 Week 3 @ Chicago  
Opponents: 192 Week 6 @ Miami

### FEWEST TIME OF POSSESSION

Rams: 25:38 Week 3 @ Chicago  
Opponents: 26:37 Week 6 @ Miami

### FEWEST INTERCEPTIONS

Rams: 0 (last) Week 6 @ Miami  
Opponents: 0 (last) Week 6 @ Miami

### FEWEST SACKS

Rams: 1 (last) Week 2 vs. Washington  
Opponents: 1 (last) Week 5 vs. Arizona

### FEWEST PENALTIES

Rams: 4 Week 3 @ Chicago  
Opponents: 3 (last) Week 7 vs. Green Bay

### FEWEST YARDS PENALIZED

Rams: 30 Week 7 vs. Green Bay  
Opponents: 27 Week 1 @ Detroit

# RAMS 2012 BEST

## RUSHING ATTEMPTS

S.Jackson	21	Week 1 @ Detroit
S.Jackson	18	(last) Week 5 vs. Arizona
D.Richardson	15	Week 2 vs. Washington
S.Jackson	12	(last) Week 7 vs. Green Bay
D.Richardson	11	Week 6 @ Miami
S.Jackson	11	Week 3 @ Chicago
S.Jackson	9	Week 2 vs. Washington
D.Richardson	9	Week 5 vs. Arizona

## RUSHING YARDS

D.Richardson	83	Week 2 vs. Washington
D.Richardson	76	Week 6 @ Miami
S.Jackson	76	Week 5 vs. Arizona
S.Jackson	58	Week 2 vs. Washington
S.Jackson	57	Week 7 vs. Green Bay
S.Jackson	55	Week 4 vs. Seattle
S.Jackson	53	Week 1 @ Detroit
S.Jackson	52	Week 6 @ Miami

## YARDS PER CARRY (MIN. 10 ATT.)

D.Richardson	6.9	Week 6 @ Miami
D.Richardson	5.5	Week 2 vs. Washington
S.Jackson	4.8	Week 7 vs. Green Bay
S.Jackson	4.3	Week 6 @ Miami
S.Jackson	4.2	Week 5 vs. Arizona
S.Jackson	3.1	Week 4 vs. Seattle
S.Jackson	2.6	Week 3 @ Chicago
S.Jackson	2.5	Week 1 @ Detroit

## LONGEST RUSH

D.Richardson	53	Week 2 vs. Washington
D.Richardson	44	Week 6 @ Miami
S.Jackson	23	Week 4 vs. Seattle
S.Bradford	21	Week 6 @ Miami
S.Jackson	20	Week 2 vs. Washington
S.Jackson	19	Week 7 vs. Green Bay
D.Richardson	16	Week 5 vs. Arizona
C.Givens	14	Week 7 vs. Green Bay
S.Jackson	14	Week 2 vs. Washington

## PASS ATTEMPTS

S.Bradford	39	Week 6 @ Miami
S.Bradford	35	(last) Week 3 @ Chicago
S.Bradford	34	Week 7 vs. Green Bay
S.Bradford	30	Week 4 vs. Seattle
S.Bradford	25	Week 1 @ Detroit
S.Bradford	21	Week 5 vs. Arizona
J.Hekker	1	Week 4 vs. Seattle

## PASS COMPLETIONS

S.Bradford	26	(last) Week 6 @ Miami
S.Bradford	21	Week 7 vs. Green Bay
S.Bradford	18	Week 3 @ Chicago
S.Bradford	17	Week 1 @ Detroit
S.Bradford	16	Week 4 vs. Seattle
S.Bradford	7	Week 5 vs. Arizona
J.Hekker	1	Week 4 vs. Seattle

## PASSING YARDS

S.Bradford	315	Week 6 @ Miami
S.Bradford	310	Week 2 vs. Washington
S.Bradford	255	Week 7 vs. Green Bay
S.Bradford	221	Week 4 vs. Seattle
S.Bradford	198	Week 1 @ Detroit
S.Bradford	152	Week 3 @ Chicago
S.Bradford	141	Week 5 vs. Arizona
J.Hekker	2	Week 4 vs. Seattle

## RECEPTIONS

D.Amendola	15	Week 2 vs. Washington
B.Gibson	7	Week 6 @ Miami
D.Amendola	6	Week 4 vs. Seattle
B.Gibson	5	Week 7 vs. Green Bay
D.Amendola	5	(last) Week 3 @ Chicago
S.Smith	4	Week 7 vs. Green Bay
L.Kendricks	4	Week 6 @ Miami
B.Gibson	4	Week 1 @ Detroit
S.Jackson	4	Week 1 @ Detroit

## RECEIVING YARDS

D.Amendola	160	Week 2 vs. Washington
B.Gibson	91	Week 6 @ Miami
C.Givens	85	Week 6 @ Miami
C.Givens	73	Week 7 vs. Green Bay
D.Amendola	70	Week 1 @ Detroit
D.Amendola	66	Week 3 @ Chicago
B.Gibson	60	Week 7 vs. Green Bay
D.Amendola	55	Week 4 vs. Seattle

## LONGEST RECEPTION

C.Givens	65	Week 6 @ Miami
C.Givens	56	Week 7 vs. Green Bay
D.Amendola	56	Week 2 vs. Washington
C.Givens	52	Week 4 vs. Seattle
C.Givens	51t	Week 5 vs. Arizona
D.Amendola	44	Week 5 vs. Arizona
B.Gibson	34t	Week 2 vs. Washington
D.Amendola	30	Week 3 @ Chicago

## FIELD GOALS

G.Zuerlein	4 (58,48,60,24)	Week 4 vs. Seattle
G.Zuerlein	3 (48,29,46)	Week 1 @ Detroit
G.Zuerlein	3 (39,33,42)	Week 2 vs. Washington
G.Zuerlein	2 (50, 43)	Week 7 vs. Green Bay
G.Zuerlein	2 (48, 32)	Week 6 @ Miami
G.Zuerlein	2 (56, 46)	Week 3 @ Chicago
G.Zuerlein	1 (53)	Week 5 vs. Arizona

## LONGEST FIELD GOAL

G.Zuerlein	60	Week 4 vs. Seattle
G.Zuerlein	58	Week 4 vs. Seattle
G.Zuerlein	56	Week 3 @ Chicago
G.Zuerlein	53	Week 5 vs. Arizona
G.Zuerlein	50	Week 7 vs. Green Bay
G.Zuerlein	48	Week 6 @ Miami
G.Zuerlein	48	Week 4 vs. Seattle
G.Zuerlein	48	Week 1 @ Detroit

## MOST KICKOFF RETURNS

C.Givens	2	Week 7 vs. Green Bay
I.Pead	1	(last) Week 7 vs. Green Bay
C.Givens	1	(last) Week 6 @ Miami
B.Miller	1	Week 6 @ Miami
D.Amendola	1	Week 4 vs. Seattle

## LONGEST KICKOFF RETURN

C.Givens	36	Week 5 vs. Arizona
I.Pead	32	Week 7 vs. Green Bay
C.Givens	27	Week 7 vs. Green Bay
I.Pead	25	Week 1 @ Detroit
I.Pead	24	Week 3 @ Chicago
C.Givens	23	Week 7 vs. Green Bay
C.Givens	20	Week 6 @ Miami
B.Miller	13	Week 6 @ Miami

## MOST PUNT RETURNS

J.Jenkins	6	Week 6 @ Miami
D.Amendola	4	Week 2 vs. Washington
J.Jenkins	3	Week 5 vs. Arizona
D.Amendola	2	Week 3 @ Chicago
D.Amendola	1	(last) Week 5 vs. Arizona

## LONGEST PUNT RETURN

D.Amendola	22	Week 2 vs. Washington
D.Amendola	18	Week 4 vs. Seattle
D.Amendola	17	Week 3 @ Chicago
J.Jenkins	14	Week 6 @ Miami
D.Amendola	14	Week 5 vs. Arizona
J.Jenkins	13	Week 5 vs. Arizona
J.Jenkins	7	Week 6 @ Miami
D.Amendola	6	Week 2 vs. Washington
D.Amendola	6	Week 1 @ Detroit

# OPPONENTS 2012 BEST

## RUSHING ATTEMPTS

A.Green	20	Week 7 vs. Green Bay
M.Lynch	20	Week 4 vs. Seattle
M.Bush	18	Week 3 @ Chicago
A.Morris	16	Week 2 vs. Washington
R.Williams	14	Week 5 vs. Arizona
K.Smith	13	Week 1 @ Detroit
R.Bush	12	Week 6 @ Miami
R.Griffin	11	Week 2 vs. Washington

## RUSHING YARDS

M.Lynch	118	Week 4 vs. Seattle
A.Morris	89	Week 2 vs. Washington
R.Griffin	82	Week 2 vs. Washington
K.Smith	62	Week 1 @ Detroit
M.Bush	55	Week 3 @ Chicago
R.Turbin	45	Week 4 vs. Seattle
A.Green	35	Week 7 vs. Green Bay
R.Williams	33	Week 5 vs. Arizona

## YARDS PER CARRY (MIN. 10 ATT.)

R.Griffin	7.5	Week 2 vs. Washington
M.Lynch	5.9	Week 4 vs. Seattle
A.Morris	5.6	Week 2 vs. Washington
K.Smith	4.8	Week 1 @ Detroit
M.Bush	3.1	Week 3 @ Chicago
R.Williams	2.4	Week 5 vs. Arizona
K.Bell	2.0	Week 3 @ Chicago
A.Green	1.8	Week 7 vs. Green Bay

## LONGEST RUSH

A.Morris	29	Week 2 vs. Washington
A.Morris	27	Week 2 vs. Washington
J.Cutler	21	Week 3 @ Chicago
R.Cobb	19	Week 7 vs. Green Bay
K.Smith	19	Week 1 @ Detroit
M.Lynch	18	Week 4 vs. Seattle
K.Bell	18	Week 3 @ Chicago
A.Green	15	Week 7 vs. Green Bay
M.Lynch	15	Week 4 vs. Seattle
R.Griffin	15	Week 2 vs. Washington

## PASS ATTEMPTS

K.Kolb	50	Week 5 vs. Arizona
M.Stafford	48	Week 1 @ Detroit
A.Rodgers	37	Week 7 vs. Green Bay
J.Cutler	31	Week 3 @ Chicago
R.Tannehill	29	Week 6 @ Miami
R.Griffin	29	Week 2 vs. Washington
R.Wilson	25	Week 4 vs. Seattle

## PASS COMPLETIONS

M.Stafford	32	Week 1 @ Detroit
A.Rodgers	30	Week 7 vs. Green Bay
K.Kolb	28	Week 5 vs. Arizona
R.Tannehill	21	Week 6 @ Miami
R.Griffin	20	Week 2 vs. Washington
R.Wilson	17	Week 4 vs. Seattle
J.Cutler	17	Week 3 @ Chicago

## PASSING YARDS

M.Stafford	355	Week 1 @ Detroit
A.Rodgers	342	Week 7 vs. Green Bay
K.Kolb	289	Week 5 vs. Arizona
R.Griffin	206	Week 2 vs. Washington
R.Tannehill	185	Week 6 @ Miami
J.Cutler	183	Week 3 @ Chicago
R.Wilson	160	Week 4 vs. Seattle

## RECEPTIONS

R.Cobb	8	Week 7 vs. Green Bay
J.Nelson	8	Week 7 vs. Green Bay
L.Fitzgerald	8	Week 5 vs. Arizona
Ja.Jones	6	Week 7 vs. Green Bay
D.Bess	6	Week 6 @ Miami
N.Burleson	6	Week 1 @ Detroit
C.Johnson	6	Week 1 @ Detroit

## RECEIVING YARDS

J.Nelson	122	Week 7 vs. Green Bay
C.Johnson	111	Week 1 @ Detroit
L.Fitzgerald	92	Week 5 vs. Arizona
R.Cobb	89	Week 7 vs. Green Bay
B.Pettigrew	77	Week 1 @ Detroit
B.Marshall	71	Week 3 @ Chicago
N.Burleson	69	Week 1 @ Detroit
L.Hankerson	68	Week 2 vs. Washington

## LONGEST RECEPTION

L.Hankerson	68t	Week 2 vs. Washington
J.Nelson	52	Week 7 vs. Green Bay
C.Johnson	51	Week 1 @ Detroit
R.Cobb	39t	Week 7 vs. Green Bay
B.Marshall	34	Week 3 @ Chicago
M.Moore	29t	Week 6 @ Miami
L.Fitzgerald	29	Week 5 vs. Arizona
A.Robinson	28	Week 2 vs. Washington

## FIELD GOALS

M.Crosby	3 (47, 23, 48)	Week 7 vs. Green Bay
R.Gould	3 (54,22,37)	Week 3 @ Chicago
J.Hanson	2 (41,45)	Week 1 @ Detroit
S.Hauschka	2 (31,30)	Week 4 vs. Seattle
D.Carpenter	1 (42)	Week 6 @ Miami
J.Feely	1 (35)	Week 5 vs. Arizona

## LONGEST FIELD GOAL

R.Gould	54	Week 3 @ Chicago
M.Crosby	48	Week 7 vs. Green Bay
M.Crosby	47	Week 7 vs. Green Bay
J.Hanson	45	Week 1 @ Detroit
D.Carpenter	42	Week 6 @ Miami
J.Hanson	41	Week 1 @ Detroit
R.Gould	37	Week 3 @ Chicago
J.Feely	35	Week 5 vs. Arizona

## MOST KICKOFF RETURNS

D.Hester	3	Week 3 @ Chicago
B.Banks	3	Week 2 vs. Washington
M.Thigpen	2	Week 6 @ Miami
R.Cobb	1	Week 7 vs. Green Bay
L.Washington	1	Week 4 vs. Seattle
N.Paul	1	Week 2 vs. Washington
W.Heller	1	Week 1 @ Detroit
S.Logan	1	Week 1 @ Detroit

## LONGEST KICKOFF RETURN

L.Washington	69	Week 4 vs. Seattle
M.Thigpen	44	Week 6 @ Miami
D.Hester	37	Week 3 @ Chicago
D.Hester	30	Week 3 @ Chicago
B.Banks	26	Week 2 vs. Washington
M.Thigpen	25	Week 6 @ Miami
B.Banks	25	Week 2 vs. Washington
R.Cobb	23	Week 7 vs. Green Bay

## MOST PUNT RETURNS

P.Peterson	5	Week 5 vs. Arizona
S.Logan	5	Week 1 @ Detroit
D.Hester	3	Week 3 @ Chicago
L.Washington	2	Week 4 vs. Seattle
R.Cobb	1	Week 7 vs. Green Bay
B.Banks	1	Week 2 vs. Washington

## LONGEST PUNT RETURN

P.Peterson	26	Week 5 vs. Arizona
S.Logan	21	Week 1 @ Detroit
P.Peterson	19	Week 5 vs. Arizona
D.Hester	19	Week 3 @ Chicago
P.Peterson	18	Week 5 vs. Arizona
R.Cobb	15	Week 7 vs. Green Bay
S.Logan	15	Week 2 vs. Washington
D.Hester	14	Week 3 @ Chicago
S.Logan	14	Week 2 vs. Washington



# THE LAST TIME...

## 300-YARD PASSER, 100-YARD RECEIVER, SAME GAME

Rams:	Sam Bradford	310 passing	vs. Washington (9/16/12)
	D.Amendola	160 receiving	
Opponents:	A.Rodgers	342 passing	vs. Green Bay (10/21/12)
	J.Nelson	122 receiving	

## 300-YARD PASSER, 100-YARD RECEIVER 100-YARD RUSHER, SAME GAME

Rams:	Marc Bulger	388 passing	vs. Washington (12/24/06)
	Isaac Bruce	148 receiving	
	Steven Jackson	102 receiving	
	Steven Jackson	150 rushing	
Opponents:	David Garrard	335 passing	@ Jacksonville (10/18/09)
	Mike Sims-Walker	120 receiving	
	Torry Holt	101 receiving	
	M.Jones-Drew	133 rushing	

## 300-YARD PASSER, TWO 100-YARD RECEIVERS, SAME GAME

Rams:	Marc Bulger	388 passing	vs. Washington (12/24/06)
	Isaac Bruce	148 receiving	
	Steven Jackson	102 receiving	
Opponents:	David Garrard	335 passing	@ Jacksonville (10/18/09)
	Mike Sims-Walker	120 receiving	
	Torry Holt	101 receiving	

## 300-YARD PASSER, THREE 100-YARD RECEIVERS, SAME GAME

Rams:	Kurt Warner	390 passing	@ San Diego (10/1/00)
	Isaac Bruce	167 receiving	
	Marshall Faulk	116 receiving	
	Az-Zahir Hakim	104 receiving	
Opponents:	Donovan McNabb	361 passing	@ Philadelphia (9/7/08)
	Desean Jackson	106 receiving	
	Greg Lewis	104 receiving	
	Hank Baskett	102 receiving	

## 300-YARD PASSER, 100-YARD RUSHER, TWO 100-YARD RECEIVERS, SAME GAME

Rams:	Marc Bulger	388 passing	vs. Washington (12/24/06)
	Steven Jackson	150 rushing	
	Isaac Bruce	148 receiving	
	Steven Jackson	102 receiving	
Opponents:	David Garrard	335 passing	@ Jacksonville (10/18/09)
	M.Jones-Drew	133 rushing	
	Mike Sims-Walker	120 receiving	
	Torry Holt	101 receiving	

## 300-YARD PASSER, 100-YARD RUSHER, THREE 100-YARD RECEIVERS, SAME GAME

Rams:	Kurt Warner	390 passing	@ San Diego (10/1/00)
	Justin Watson	102 rushing	
	Isaac Bruce	167 receiving	
	Marhsall Faulk	116 receiving	
	Az-Zahir Hakim	104 receiving	
Opponents:	Never Happened		

## PUNT BLOCKED

Rams:	M.Mulligan	vs. Washington (9/16/12)	S.Rocca
Opponents:	Doug Baldwin	@ Seattle (12/12/11)	Jones

## BLOCKED PUNT RETURNED FOR A TOUCHDOWN

Rams:	Brandon Chillar	vs. Jacksonville (10/30/05)	
	29-yard return of Chris Hanson punt; Blocked by Drew Wahlroos		
Opponents:	Michael Robinson	@ Seattle (12/12/11)	
	17-yard return of Donnie Jones punt; Blocked by Doug Baldwin		

## FIELD GOAL ATTEMPT BLOCKED

Rams:	James Hall	vs. San Diego (10/17/10)	(Kaeding)
Opponents:	C.Campbell	@ Arizona (11/6/11)	(Brown)

## BLOCKED FIELD GOAL ATTEMPT RETURNED FOR A TOUCHDOWN

Rams:	LeRoy Irvin	vs. San Francisco (9/14/86)	
	65-yard return of Ray Wersching 44-yard attempt; Blocked by Jerry Gray; Mike Wilcher recovered and lateraled to Irvin		
Opponents:	Kevin Ross	vs. Atlanta (10/12/95)	
	83-yard return of Steve McLaughlin 28-yard attempt; Blocked by Roger Harper		

## FOUR OR MORE FIELD GOALS

Rams:	4	G.Zuerlein	vs. Seattle (9/30/12)
Opponents:	4	P.Dawson	@ Cleveland(11/13/11)

## PAT ATTEMPT BLOCKED

Rams:	Jimmy Kennedy	@ San Francisco (12/02/03)	(Peterson)
Opponents:	Dana Stubblefield	@ San Francisco (11/26/95)	

## PAT ATTEMPT FAILED

Rams:	Josh Brown	@ Denver (11/28/10)	
Opponents:	Josh Scobee	vs. Jacksonville (10/18/09)	

## TWO-POINT ATTEMPT MADE

Rams:	S.Jackson pass from S.Bradford	@ Miami (10/14/12)	
Opponents:	R.White pass from M.Ryan	vs. Atlanta (11/21/10)	

## TWO-POINT ATTEMPT FAILED

Rams:	Marc Bulger pass failed	@ Arizona (12/30/07)	
Opponents:	K.Orton pass failed	@ Denver (11/28/10)	

## SHUTOUT

Rams:	20-0	@ Oakland (12/17/06)	
Opponents:	27-0	@ Pittsburgh (12/24/11)	

## 40-POINTS

Rams:	41	@ Minnesota (12/31/06)	
Opponents:	44	@ Detroit (10/21/10)	

## 50 Points

Rams:	57	@ San Diego (10/1/00)	
Opponents:	54	@ Kansas City (10/22/00)	

## OVERTIME WIN

Rams:	37-31	vs. Washington (12/24/06)	
Opponents:	19-13	@ Arizona(11/6/11)	

## 200 YARDS IN RUSHING OFFENSE

Rams:	202	@ Atlanta (12/28/08)	
Opponents:	268	vs. Arizona (11/27/11)	

## 300 YARDS IN RUSHING OFFENSE

Rams:	337	vs. Carolina (11/11/01)	
Opponents:	307	vs. New Orleans (11/18/81)	

## 400 YARDS IN TOTAL OFFENSE

Rams:	462	@ Miami (10/14/12)	
Opponents:	402	vs. Green Bay (10/21/12)	

## 500 YARDS IN TOTAL OFFENSE

Rams:	524	vs. San Diego (10/10/02)	
Opponents:	553	vs. Baltimore (9/25/11)	

## 600 YARDS IN TOTAL OFFENSE

Rams:	614	vs. San Diego (10/1/00)	
Opponents:	Never Happened		

# THE LAST TIME...

## 100 YARDS RUSHING

Rams:	103	Steven Jackson @ Pittsburgh	(12/24/11)
Opponents:	118	M.Lynch vs. Seattle	(9/30/12)

## 200 YARD RUSHING

Rams:	202	Marshall Faulk @ Carolina	(12/23/01)
Opponents:	228	Chris Wells vs. Arizona	(11/27/11)

## 300 YARD PASSING

Rams:	315	Sam Bradford @ Miami	(10/14/12)
Opponents:	342	A.Rodgers vs. Green Bay	(10/21/12)

## 400 YARD PASSING

Rams:	442	Marc Bulger @ N.Y. Giants	(10/2/05)
Opponents:	NEVER HAPPENED		

## 500 YARD PASSING

Rams:	509	Vince Ferragamo vs. Chicago	(12/26/82)
Opponents:	NEVER HAPPENED		

## 100 YARDS RECEIVING

Rams:	160	D.Amendola vs. Washington	(9/16/12)
Opponents:	122	J.Nelson vs. Green Bay	(10/21/12)

## 200 YARDS RECEIVING

Rams:	200	Torry Holt @ San Francisco	(11/3/03)
Opponents:	204	Plaxico Burress @ N.Y. Giants	(10/2/05)

## 300 YARDS RECEIVING

Rams:	336	Willie Anderson @ New Orleans	(11/26/89)
		(NFL RECORD)	
Opponents:	NEVER HAPPENED		

## THREE TOUCHDOWNS IN A GAME

Rams:	Steven Jackson	vs. Dallas	(10/19/08) (3 rush)
Opponents:	M.Jones-Drew	@ Jacksonville	(10/18/09) (3 rush)

## THREE RUSHING TOUCHDOWNS IN A GAME

Rams:	Steven Jackson	vs. Dallas	(10/19/08)
Opponents:	M.Jones-Drew	@ Jacksonville	(10/18/09)

## THREE RECEIVING TOUCHDOWNS IN A GAME

Rams:	Torry Holt	vs. Seattle	(10/15/06)
Opponents:	Torrey Smith	vs. Baltimore	(9/25/11)

## THREE PASSING TOUCHDOWNS IN GAME

Rams:	Sam Bradford	vs. Washington	(9/16/12)
Opponents:	A.Rodgers	vs. Green Bay	(10/21/12)

## FOUR TOUCHDOWNS IN A GAME

Rams:	Steven Jackson	@ Minnesota	(12/31/06) (3 rush, 1 rec.)
Opponents:	Ron Moore	@ Phoenix	(12/4/93) (4 rush)

## FOUR RUSHING TOUCHDOWNS IN A GAME

Rams:	Marshall Faulk	vs. Minnesota	(12/10/00)
Opponents:	Ron Moore	@ Phoenix	(12/4/93)

## FOUR RECEIVING TOUCHDOWNS IN A GAME

Rams:	Isaac Bruce	vs. San Francisco	(10/10/99)
Opponents:	Mike Ditka	vs. Chicago	(10/13/63)

## FOUR PASSING TOUCHDOWNS IN A GAME

Rams:	Marc Bulger	vs. San Diego	(11/10/02)
Opponents:	Eli Manning	@ N.Y. Giants	(10/2/05)

## FIVE PASSING TOUCHDOWNS IN A GAME

Rams:	Kurt Warner	vs. San Francisco	(10/10/99)
Opponents:	Dan Marino	vs. Miami	(12/14/86)

## SIX OR MORE TEAM SACKS IN A GAME

Rams:	9	vs. Arizona	(10/4/12)
Opponents:	6	@ Chicago	(9/23/12)

## THREE OR MORE INDIVIDUAL SACKS IN A GAME

Rams:	3	Robert Quinn	vs. Arizona (10/4/12)
Opponents:	3	Patrick Kerney	vs. Seattle (11/25/07)

## TWO INTERCEPTIONS IN A GAME

Rams:	2	Ron Bartell	vs. San Francisco (12/21/00)
Opponents:	2	K.Lewis	vs. Kansas City (12/19/10)

## THREE INTERCEPTIONS IN A GAME

Rams:	3	Keith Lyle	@ Atlanta (12/15/96)
Opponents:	3	Ron Bolton	@ Cleveland (11/27/77)

## INTERCEPTION RETURNED FOR A TOUCHDOWN

Rams:	31	C.Finnegan	@ Detroit (9/9/12)
Opponents:	45	M.Wright	@ Chicago (9/23/12)

## FUMBLE RETURNED FOR A TOUCHDOWN

Rams:	75	O.J. Atogwe	@ Washington (10/12/08)
Opponents:	30	J.Wilson	vs. Washington (9/16/12)

## KICKOFF RETURNED FOR A TOUCHDOWN

Rams:	99t	Chris Johnson	vs. Seattle (11/25/07)
Opponents:	105	S.Logan	@ Detroit (10/10/10)

## PUNT RETURNED FOR A TOUCHDOWN

Rams:	88	N.Miller	vs. Arizona (11/27/11)
Opponents:	80	P.Peterson	vs. Arizona (11/27/11)

## TWO 100-YARD RUSHERS, SAME GAME

Rams:	183	Marshall Faulk	vs. Carolina (11/11/01)
	145	Trung Candidate	
Opponents:	136	Clinton Portis	vs. Washington (12/4/05)
	118	Rock Cartwright	

## TWO 100-YARD RECEIVERS, SAME GAME

Rams:	167	Isaac Bruce	vs. Washington (12/24/06)
	102	Steven Jackson	
Opponents:	120	Mike Sims-Walker	@ Jacksonville (10/18/09)
	101	Torry Holt	

## THREE 100-YARD RECEIVERS, SAME GAME

Rams:	167	Isaac Bruce	@ San Diego (10/1/00)
	114	Marshall Faulk	
	104	Az-Zahir Hakim	
Opponents:	106	DeSean Jackson	@ Philadelphia (9/7/08)
	104	Greg Lewis	
	102	Hank Baskett	

## 100-YARD RUSHER, 100-YARD RECEIVER, SAME GAME

Rams:	Steven Jackson	150 rushing	vs. Washington (12/24/06)
	Isaac Bruce	148 receiving	
	Steven Jackson	102 receiving	
Opponents:	L.McCoy	122 rushing	vs. Philadelphia (9/11/11)
	Desean Jackson	102 receiving	

## SAFETY SCORED

Rams:	James Hall	@ Arizona (11/6/11)
	Tackled J. Skelton in the end zone	
	Penalty on J. Skelton enforced in end zone	(11/6/11)
Opponents:	Orlando Huff	vs. Seattle (12/14/03)
	Sacked Marc Bulger in the end zone	

# 2012 EXPLOSIVES

## RAMS PASS EXPLOSIVES (20+ YARDS)

YDS	RECEIVER	PASSER	QTR	DATE	TM
65	C.Givens	S.Bradford	1	10/14	MIA
56	C.Givens	S.Bradford	4	10/21	GB
56	D.Amendola	S.Bradford	2	9/16	WAS
52	C.Givens	S.Bradford	1	9/30	SEA
51t	C.Givens	S.Bradford	4	10/4	ARI
44	D.Amendola	S.Bradford	1	10/4	ARI
34t	B.Gibson	S.Bradford	3	9/16	WAS
30	D.Amendola	S.Bradford	3	9/23	CHI
26	D.Richardson	S.Bradford	4	10/14	MIA
26	L.Kendricks	S.Bradford	4	9/30	SEA
25	S.Smith	S.Bradford	3	9/16	WAS
23	L.Kendricks	S.Bradford	2	10/14	MIA
23	B.Gibson	S.Bradford	4	9/9	DET
22	B.Quick	S.Bradford	4	10/21	GB
22	B.Gibson	S.Bradford	4	10/14	MIA
22	S.Jackson	S.Bradford	3	10/14	MIA
20	D.Richardson	S.Bradford	4	10/21	GB

## OPP. PASS EXPLOSIVES (20+ YARDS)

YDS	RECEIVER	PASSER	QTR	DATE	TM
68t	L.Hankerson	R.Griffin	2	9/16	WAS
52	J.Nelson	A.Rodgers	1	10/21	GB
51	C.Johnson	M.Stafford	2	9/9	DET
39t	R.Cobb	A.Rodgers	4	10/21	GB
34	B.Marshall	J.Cutler	4	9/23	CHI
29t	M.Moore	R.Tannehill	2	10/14	MIA
29	L.Fitzgerald	K.Kolb	3	10/4	ARI
29	A.Morris	R.Griffin	3	9/16	WAS
25	R.Housler	K.Kolb	2	10/4	ARI
24	B.Pettigrew	M.Stafford	4	9/9	DET
21	N.Burleson	M.Stafford	3	9/9	DET
20	N.Burleson	M.Stafford	4	9/9	DET
20	C.Johnson	M.Stafford	4	9/9	DET
20	B.Pettigrew	M.Stafford	4	9/9	DET

## 2012 EXPLOSIVES

### RAMS RUN EXPLOSIVES (10+ YARDS)

YDS	RUSHER	QTR	DATE	OPP
53	D.Richardson	3	9/16	WAS
44	D.Richardson	1	10/14	MIA
23	S.Jackson	1	9/30	SEA
21	S.Bradford	2	10/14	MIA
20	S.Jackson	2	9/16	WAS
19	S.Jackson	2	10/21	GB
16	D.Richardson	3	10/4	ARI
14	C.Givens	1	10/21	GB
14	S.Jackson	1	9/16	WAS
13	S.Jackson	3	9/23	CHI
12	S.Jackson	2	10/14	MIA
12	S.Jackson	4	10/4	ARI
12	S.Jackson	2	10/4	ARI
12	D.Richardson	2	9/23	CHI
12	S.Bradford	2	9/16	WAS
12	S.Jackson	1	9/16	WAS
11	S.Jackson	2	10/21	GB
11	D.Richardson	2	10/21	GB
11	S.Jackson	2	10/14	MIA
11	D.Richardson	1	10/14	MIA
11	S.Jackson	3	10/4	ARI
11	D.Richardson	2	9/9	DET
10	S.Jackson	4	9/30	SEA
10	S.Bradford	2	9/23	CHI

### OPP. RUN EXPLOSIVES (10+ YARDS)

YDS	RUSHER	QTR	DATE	TM
27	A.Morris	1	9/16	WAS
21	J.Cutler	4	9/23	CHI
19	R.Cobb	1	10/21	GB
19	K.Smith	2	9/9	DET
18t	M.Lynch	1	9/30	SEA
18	K.Bell	2	9/23	CHI
15	A.Green	3	10/21	GB
15	M.Lynch	2	9/30	SEA
15	R.Griffin	2	9/16	WAS
14	R.Turbin	3	9/30	SEA
14	R.Griffin	4	9/16	WAS
13	M.Bush	1	9/23	CHI
13	K.Smith	4	9/9	DET
12	R.Williams	4	10/4	ARI
12	M.Bush	1	9/23	CHI
12	M.Bush	2	9/23	CHI
11	R.Turbin	3	9/30	SEA
11	R.Griffin	4	9/16	WAS
10	R.Tannehill	4	10/14	MIA
10	R.Griffin	1	9/16	WAS



## 2012 EXPLOSIVES

### RAMS KICK RET. EXPLOSIVES (30+ YARDS)

YDS	RETURNER	QTR	DATE	OPP
36	C.Givens	1	10/4	ARI
32	I.Pead	4	10/21	GB

### OPP. KICK RET. EXPLOSIVES (30+ YARDS)

YDS	RETURNER	QTR	DATE	TM
69	L.Washington	3	9/30	SEA
44	M.Thigpen	3	10/14	MIA
37	D.Hester	2	9/23	CHI
30	D.Hester	1	9/23	CHI

### RAMS PUNT RET. EXPLOSIVES (20+ YARDS)

YDS	RETURNER	QTR	DATE	OPP
22	D.Amendola	1	9/16	WAS

### OPP. PUNT RET EXPLOSIVES (+20 YARDS)

YDS	RETURNER	QTR	DATE	TM
26	P.Peterson	4	10/4	ARI
21	S.Logan	2	9/9	DET

## 2012 EXPLOSIVES

### RAMS INT. RETURN EXPLOSIVES (20+ YARDS)

YDS	RETURNER	QTR	DATE	OPP
42	J.Dunbar	2	9/9	DET
34	R.McIntosh	3	9/30	SEA
34	J.Jenkins	1	9/9	DET
33	C.Finnegan	1	9/23	CHI
31t	C.Finnegan	2	9/9	DET

### OPP. INT. RETURN EXPLOSIVES (20+ YARDS)

YDS	RETURNER	QTR	DATE	TM
45t	M.Wright	4	9/23	CHI
29	R.Sherman	2	9/30	SEA

### RAMS FUMBLE RET. EXPLOSIVES (20+ YARDS)

YDS	RETURNER	QTR	DATE	OPP
-----	----------	-----	------	-----

### OPP. FUMBLE RET. EXPLOSIVES (20+ YARDS)

YDS	RETURNER	QTR	DATE	TM
30	J.Wilson	1	9/16/12	WAS

## ST. LOUIS RAMS 2012 WEEKLY LEADERS

[illegible]

## 2012 GAME-BY-GAME SACKS

SACKS (NUMBER, YARDS)	
1	1
2	2
3	3
4	4
5	5
6	6
7	7
8	8
9	9
10	10
11	11
12	12
13	13
14	14
15	15
16	16
17	17
18	18
19	19
20	20
21	21
22	22
23	23
24	24
25	25
26	26
27	27
28	28
29	29
30	30
31	31
32	32
33	33
34	34
35	35
36	36
37	37
38	38
39	39
40	40
41	41
42	42
43	43
44	44
45	45
46	46
47	47
48	48
49	49
50	50
51	51
52	52
53	53
54	54
55	55
56	56
57	57
58	58
59	59
60	60
61	61
62	62
63	63
64	64
65	65
66	66
67	67
68	68
69	69
70	70
71	71
72	72
73	73
74	74
75	75
76	76
77	77
78	78
79	79
80	80
81	81
82	82
83	83
84	84
85	85
86	86
87	87
88	88
89	89
90	90
91	91
92	92
93	93
94	94
95	95
96	96
97	97
98	98
99	99
100	100

[illegible]

## 2012 GAME-BY-GAME INTERCEPTIONS

## INTERCEPTIONS (NUMBER, YARDS)

[illegible]



# ST. LOUIS RAMS RECORD WHEN...

	12-YEAR TOTALS			2012	2011	2010	2009	2008	2007	2006	2005	2004	2003	2002	2001
	W	L	Pct	W	L	W	L	W	L	W	L	W	L	W	L
Overall Record	96	119	0.447	3	4	2	14	7	9	1	15	2	14	3	13
Home	57	51	0.528	3	1	1	7	5	3	0	8	1	7	1	7
Away	39	68	0.364	0	3	1	7	2	6	1	7	1	7	2	6
By Month															
September	19	28	0.404	2	2	0	3	1	2	0	3	0	4	2	1
October	29	26	0.527	1	2	1	3	3	2	0	4	2	1	0	4
November	21	29	0.420		1	3	1	2	1	3	0	5	2	1	1
December	24	32	0.429		0	4	2	2	0	4	0	4	1	4	3
January	3	4	0.429		0	1	0	1	0	1	0	0	0	1	0
vs. NFC	64	79	0.448	3	3	1	11			0	6	1	10	3	9
West	42	42	0.500	2	0	0	6	3	3	0	6	0	6	1	5
East	10	18	0.357	1	0	0	4	1	0	0	1	1	0	1	3
North (since '02)	8	14	0.364	0	3	0	1	0	1	1	3	0	1	0	1
South (since '02)	7	12	0.368		1	0	1	3	0	1	0	1	2	2	0
Central (thru '01)	3	3	0.500						0	0	0	0			
vs. AFC	24	22	0.522	0	1	1	3			0	0	1	4	0	4
West	9	7	0.563					2	2	0	0	0	0	0	0
East	6	8	0.429	0	1			0	0	1	4	0	0	0	0
North (since '02)	5	7	0.417		1	3		0	0	0	0	0	0	0	0
South (since '02)	3	5	0.375					0	4	0	0	0	0	0	0
Central (thru '01)	3	1	0.750												0
Playing Conditions															
On grass	24	40	0.375	0	2	1	3	2	2	0	6	1	5	1	3
On AstroTurf	51	36	0.586	3	2	1	11			1	8	0	4	0	0
On synthetic grass	20	42	0.323					5	6	0	1	1	5	2	10
Outdoors	28	56	0.333	0	2	1	6	2	3	0	7	1	5	1	6
Indoors	68	61	0.527	3	2	1	8	5	5	1	7	1	9	2	7
Day	81	107	0.431	2	4	2	12	7	8	1	15	2	14	3	12
Night	15	12	0.556	1	0	0	2	0	1	0	0	1	0	1	1
In dark jerseys	61	57	0.517	3	0	2	8	5	3	0	9	1	8	1	9
In white jerseys	35	62	0.361	0	4	0	6	2	6	1	6	1	6	2	4
Week after a win	54	35	0.607	1	2	0	2	3	4	0	1	1	1	1	2
Week after a loss	36	74	0.327	2	1	2	11	4	3	1	13	0	12	2	10
Week after a bye	7	6	0.538		0	1	0	1	0	1	0	1	0	1	0
Win coin toss	45	54	0.455	2	2	2	8	2	3	0	5	1	6	1	6
Lose coin toss	50	65	0.435	1	2	0	6	5	6	1	10	1	8	1	7
Rams score on first drive	48	35	0.578	2	2	0	3	3	1	1	3	1	4	1	4
Opp. score on first drive	24	44	0.353	1	1	0	6	2	3	0	5	1	7	1	5
Rams score first	63	47	0.573	1	3	1	5	5	4	1	3	0	5	1	5
Opp. score first	32	72	0.308	2	1	1	9	2	5	0	12	2	9	1	8
Lead at halftime	79	27	0.745	2	1	2	3	6	2	1	4	2	3	3	3
Tied at halftime	3	8	0.273					0	2	0	1	0	0	1	0
Trail at halftime	14	83	0.144	1	3	0	11	1	5	0	10	0	11	0	8
Lead after 3 quarters	76	17	0.817	2	0	1	1	7	3	1	1	2	3	3	1
Tied after 3 quarters	6	7	0.462	0	1			0	1	0	1	0	1	0	1
Trail after 3 quarters	14	95	0.128	1	3	1	13	0	6	0	13	0	10	0	11
Outcome 7 points or less	33	36	0.478	2	2	1	5	0	1	1	4	0	1	1	4
Outcome 3 points or less	22	27	0.449	1	1	1	1	2	3	0	3	0	2	3	2
In overtime	7	4	0.636		0	1	0	1	0	1	0	0	0	1	0
Rams score 20 or more points	83	35	0.703	1	2	1	2	6	1	0	2	1	2	2	3
Rams allow 20 or more points	41	100	0.291	1	3	1	12	1	5	0	12	0	12	1	11
Rams held to 20 or less points	18	89	0.168	1	3	1	12	2	9	1	14	1	12	1	11
Opp. held to 20 or less points	57	23	0.713	2	1	1	2	6	4	1	3	2	2	2	2

# ST. LOUIS RAMS RECORD WHEN...

	12-YEAR TOTALS			2012		2011		2010		2009		2008		2007		2006		2005		2004		2003		2002		2001	
	W	L	Pct	W	L	W	L	W	L	W	L	W	L	W	L	W	L	W	L	W	L	W	L	W	L	W	L
Outgain opponent	70	40	0.636	1	1	1	4	6	1	1	4	0	4	1	4	6	4	2	5	8	2	7	1	4	4	13	2
Even yardage	0	0	0.000							0	0	0	0	0	0	0	0	0	0	0	0	0	0	0	0	0	0
Out-rush opponent	62	25	0.713	1	2	2	2	6	4	1	4	1	3	2	3	4	0	4	2	5	0	6	0	3	1	9	0
Out-pass opponent	68	60	0.531	2	1	0	8	4	0	1	2	0	6	1	3	6	6	2	9	5	7	7	3	7	6	13	2
+ Turnover margin	55	19	0.743	1	1	1	4	6	1	0	5	2	3	3	1	7	2	4	2	2	0	8	0	3	0	4	0
Even turnover margin	19	17	0.528	1	0	0	3	1	4	1	1	0	2	0	3	1	1	0	1	2	0	1	0	2	1	5	0
- Turnover margin	22	79	0.218	1	3	1	7	0	4	0	8	0	7	0	8	0	5	2	7	4	8	3	4	2	8	5	2
Rams 300+ yards	80	67	0.544	1	2	1	7	5	5	0	6	1	6	2	5	7	5	3	9	8	4	10	2	6	6	14	2
Rams -300 yards	16	47	0.254	2	2	1	7	2	4	1	5	1	8	1	7	1	3	3	1	0	4	2	2	1	3	0	0
Rams 30+ rushes	42	16	0.724	1	0	2	3	4	1	0	3	1	5	1	3	4	0	2	1	6	0	6	0	3	0	4	0
Rams -30 rushes	54	102	0.346	2	4	0	11	3	8	1	12	1	9	2	9	4	8	4	9	2	8	6	4	4	9	10	2
Rams 150+ rushing	27	10	0.730	1	1	1	3	0	1	1	1	1	1	0	1	2	0	1	1	4	0	0	0	3	0	4	0
Rams -150 rushing	68	108	0.386	2	3	1	11	6	8	0	14	1	13	3	11	6	8	5	9	4	8	12	4	4	9	10	2
Time of poss. 30:00+	75	48	0.610	2	2	1	3	7	3	0	5	1	6	2	5	8	5	2	5	8	4	10	2	5	4	12	0
Time of poss. -30:00	21	69	0.233	1	2	1	11	0	6	1	10	1	8	1	7	0	3	4	5	0	4	2	2	5	2	2	2
Rams w/100-yard rusher	46	17	0.730			2	2	2	2	1	6	2	3	0	3	5	1	2	0	5	0	5	0	4	0	6	0
(Candidate)	2	0	1.000																					0	0	2	0
(Faulk)	27	0	1.000															0	0	3	0	5	0	4	0	4	0
(Jackson)	16	16	0.500			2	2	2	2	1	6	2	3	0	2	5	1	2	0	2	0						
(Leonard)	0	1	0.000											0	1												
(Watson)	1	0	1.000																					0	0	0	0
Rams w/100-yard receiver	29	21	0.580	1	0	0	2			0	0	0	1	2	2	3	3	1	5	3	3	1	1	2	0	3	1
(Amendola)	1	0	1.000	1	0																						
(Alexander)	0	1	0.000			0	1																				
(Clayton)	0	1	0.000					0	1	0	0																
(Avery)	0	1	0.000							0	0	0	1														
(Bruce)	17	8	0.680											0	1	2	1	0	0	3	3	1	1	2	0	2	1
(Candidate)	0	1	0.000																					0	0	0	1
(Curtis)	1	0	1.000													0	0	1	0	0	0	0					
(Faulk)	4	1	0.800															0	0	0	0	0	0	0	0	1	0
(Hakim)	3	1	0.750															0	0	0	0	0	0			0	0
(Holt)	28	18	0.609									0	0	2	1	2	2	2	4	3	3	8	2	2	2	2	1
(Jackson)	1	1	0.500							0	0	0	0	0	0	1	1	0	0	0	0						
(McDonald)	0	1	0.000													0	0	0	1	0	0	0	0				
(Lloyd)	0	1	0.000			0	1																				
(Proehl)	1	0	1.000																					0	0	1	0
Rams w/300-yard passer	39	27	0.591	1	1	0	2	1	0	0	0	0	1	2	2	3	4	1	5	2	3	3	2	3	3	8	1
(Bradford)	2	3	0.400	1	1	0	2	1	0																		
(Bulger)	12	14	0.462							0	0	0	1	1	2	3	4	0	4	2	2	3	1	3	0		
(Chandler)	0	1	0.000															0	1								
(Fitzpatrick)	1	0	1.000													0	0	1	0								
(Frerotte)	1	0	1.000											1	0	0	0										
(Green)	1	2	0.333																								
(Martin)	0	1	0.000															0	1	0	0			0	0	0	0
(Warner)	22	8	0.733																			0	1	0	3	8	1
Opp. 100-yard rusher	15	45	0.250	1	0	0	6	0	2	0	6	2	6	0	2	4	6	1	6	3	6	3	1	1	2	0	0
Opp. 100-yard receiver	32	30	0.516	0	2	0	5	3	1	0	5	0	3	2	6	3	0	4	3	2	2	3	0	2	0	1	0
Opp. 300-yard passer	8	16	0.333	0	2	0	2	1	1	0	3	0	2	0	2	0	0	1	1	0	1	1	0	1	2	2	0



# ST. LOUIS RAMS UPDATED SERIES RECORDS



Records and Numbers Include Regular Season Only

NFC WEST	W	L	T	Win Pct	PF	PA	Long	Long	Current	NOTES
							Win Str	Loss Str	Streak	
Arizona Cardinals	34	33	2	49.3%	1,382	1,318	6	7	W1	Rams 1-0 in postseason
St. Louis Rams	-	-	-	-	-	-	-	-	-	
San Francisco 49ers	61	61	2	49.2%	2,679	2,762	10	17	L2	Rams 0-1 in postseason
Seattle Seahawks	11	17	0	39.3%	580	629	4	8	W1	Rams 1-0 in postseason
Division Totals	106	111	4	48.0%	4,641	4,709				

NFC NORTH	W	L	T	Pct	PF	PA	Long	Long	Current	NOTES
							Win Str	Loss Str	Streak	
Chicago Bears	34	51	3	38.6%	1,768	2,043	5	8	L4	Rams 1-1 in postseason
Detroit Lions	42	39	1	51.2%	1,606	1,516	12	6	L2	Rams 0-1 in postseason
Green Bay Packers	45	44	2	49.5%	2,095	2,070	11	6	L2	Rams 1-1 in postseason
Minnesota Vikings	14	18	2	41.2%	767	753	3	5	L1	Rams 2-5 in postseason
Division Totals	135	152	8	45.8%	6,236	6,382				

NFC SOUTH	W	L	T	Pct	PF	PA	Long	Long	Current	NOTES
							Win Str	Loss Str	Streak	
Atlanta Falcons	47	26	2	62.7%	1,772	1,248	7	4	L1	Rams 0-1 in postseason
Carolina Panthers	8	10	0	44.4%	377	362	2	4	W1	Rams 0-1 in postseason
New Orleans Saints	39	31	0	55.7%	1,576	1,422	9	7	W1	Rams 1-0 in postseason
Tampa Bay Buccaneers	9	8	0	52.9%	392	353	6	3	L1	Rams 2-0 in postseason
Division Totals	103	75	2	57.2%	4,117	3,385				

NFC EAST	W	L	T	Pct	PF	PA	Long	Long	Current	NOTES
							Win Str	Loss Str	Streak	
Dallas Cowboys	11	11	0	50.0%	491	483	2	3	L1	Rams 5-4 in postseason
New York Giants	25	14	0	64.1%	900	727	6	6	L6	Rams 1-1 in postseason
Philadelphia Eagles	17	18	1	47.2%	706	691	7	4	L4	Rams 1-0 in postseason
Washington Redskins	10	22	1	30.3%	637	786	2	5	W2	Rams 2-2 in postseason
Division Totals	63	65	2	48.5%	2,734	2,687				

NFC TOTALS	407	403	16	49.3%	17,728	17,163				
------------	-----	-----	----	-------	--------	--------	--	--	--	--

AFC WEST	W	L	T	Pct	PF	PA	Long	Long	Current	NOTES
							Win Str	Loss Str	Streak	
Denver Broncos	7	5	0	58.3%	260	271	2	1	W2	
Kansas City Chiefs	4	6	0	40.0%	189	243	3	5	L5	
Oakland Raiders	4	8	0	33.3%	226	257	2	3	L1	
San Diego Chargers	6	4	0	60.0%	266	263	2	2	W1	
Division Totals	21	23	0	47.7%	941	1,034				

AFC NORTH	W	L	T	Pct	PF	PA	Long	Long	Current	NOTES
							Win Str	Loss Str	Streak	
Baltimore Ravens	2	3	0	40.0%	101	128	2	2	L2	
Cincinnati Bengals	5	7	0	41.7%	228	214	3	3	L2	
Cleveland Browns	10	9	0	52.6%	427	420	4	5	W1	Rams 2-2 in postseason
Pittsburgh Steelers	15	7	2	62.5%	481	436	6	3	L2	Rams 0-1 in postseason
Division Totals	32	26	2	53.3%	1,237	1,198				

AFC SOUTH	W	L	T	Pct	PF	PA	Long	Long	Current	NOTES
							Win Str	Loss Str	Streak	
Houston Texans	1	1	0	50.0%	46	43	1	1	L1	
Indianapolis Colts	17	23	2	40.5%	912	928	4	6	L2	
Jacksonville Jaguars	2	1	0	66.7%	61	58	2	0	L1	
Tennessee Titans	6	4	0	60.0%	208	219	2	1	L1	Rams 1-0 in postseason
Division Totals	26	29	2	45.6%	1,227	1,248				

AFC EAST	W	L	T	Pct	PF	PA	Long	Long	Current	NOTES
							Win Str	Loss Str	Streak	
Buffalo Bills	4	6	0	40.0%	205	250	2	3	L2	
Miami Dolphins	2	10	0	16.7%	218	305	1	6	L3	
New England Patriots	5	5	0	50.0%	198	203	4	2	L3	Rams 0-1 in postseason
New York Jets	9	3	0	75.0%	297	231	7	1	L1	
Division Totals	20	24	0	45.5%	918	989				

AFC TOTALS	99	102	4	48.3%	4,323	4,469				
------------	----	-----	---	-------	-------	-------	--	--	--	--

TOTALS VS. DEFUNCT FRANCHISES	10	5	0	66.7%	478	306				
-------------------------------	----	---	---	-------	-----	-----	--	--	--	--

ALL-TIME TOTALS	516	510	20	49.3%	22,529	21,938				
-----------------	-----	-----	----	-------	--------	--------	--	--	--	--

## RAMS ALL-TIME SCORING LEADERS

#	Player	Years	TD	Ru	Rec	Ret	PAT	FG	2-pt	Saf	Pts
1	Wilkins, Jeff	1997-2007	0	0	0	0	428	265	0	0	1,223
2	Lansford, Mike	1982-90	0	0	0	0	315	158	0	0	789
3	Waterfield, Bob	1945-52	13	13	0	0	315	60	0	0	573
4	Gossett, Bruce	1964-69	0	0	0	0	211	120	0	0	571
5	Faulk, Marshall	1999-2005	85	58	27	0	0	0	7	0	524
6	Bruce, Isaac	1994-2007	84	0	84	0	0	0	3	0	510
7	Ray, David	1969-74	0	0	0	0	167	110	0	0	497
8	Holt, Torry	1999-2008	74	0	74	0	0	0	1	0	446
9	Brown, Josh	2008-2011	0	0	0	0	79	104	0	0	391
10	Corral, Frank	1978-81	0	0	0	0	154	75	0	0	379
11	<b>Jackson, Steven</b>	<b>2004-present</b>	<b>61</b>	<b>53</b>	<b>8</b>	<b>0</b>	<b>0</b>	<b>0</b>	<b>2</b>	<b>0</b>	<b>370</b>
12	Dickerson, Eric	1983-87	58	56	2	0	0	0	0	0	348
13	Hirsch, Elroy	1949-57	55	1	53	1	9	0	0	0	339
14	Ellard, Henry	1983-93	52	0	48	4	0	0	0	0	312
14	Zendejas, Tony	1991-94	0	0	0	0	114	66	0	0	312
16	Benton, Jim	1938-40, 42, 44-47	45	1	42	2	0	0	0	0	270
16	Snow, Jack	1965-75	45	0	45	0	0	0	0	0	270
18	Towler, Dan	1950-55	44	43	1	0	0	0	0	0	264
19	Tyler, Wendell	1977-82	43	33	10	0	0	0	0	0	258
20	Bass, Dick	1960-69	42	34	7	1	0	0	0	0	252
21	Fears, Tom	1948-56	39	0	38	1	12	1	0	0	249
22	Villanueva, Danny	1960-64	0	0	0	0	111	44	0	0	243
23	Jackson, Harold	1968, 73-77	36	36	0	0	0	0	0	0	216
24	McCutcheon, Lawrence	1972-79	35	23	12	0	0	0	0	0	210
25	Bell, Greg	1987-89	34	31	3	0	0	0	0	0	204
26	Richter, Les	1954-62	0	0	0	0	106	29	0	0	193
27	Hoerner, Dick	1947-51	32	28	4	0	0	0	0	0	192
27	Younger, Paul (Tank)	1949-57	32	31	1	0	0	0	0	0	192
29	Dempsey, Tom	1975-76	0	0	0	0	67	38	0	0	181
30	Arnett, Jon	1957-63	30	19	8	3	0	0	0	0	180
31	Gary, Cleveland	1989-93	29	24	5	0	0	0	0	0	174
32	Boyd, Bob	1950-58	28	0	28	0	0	0	0	0	168
32	Gabriel, Roman	1962-72	28	28	0	0	0	0	0	0	168
32	Josephson, Les	1964-74	28	17	11	0	0	0	0	0	168
35	Drake, John	1937-41	27	24	3	0	2	0	0	0	164
36	Phillips, Jim	1958-65	27	0	27	0	0	0	0	0	162

## ***RAMS ALL-TIME RUSHING LEADERS***

#	Player	Years	Rush	Yards	Avg	LG	TD
<b>1</b>	<b>Jackson, Steven</b>	<b>2004-present</b>	<b>2,239</b>	<b>9,473</b>	<b>4.2</b>	<b>59t</b>	<b>53</b>
2	Dickerson, Eric	1983-87	1,525	7,245	4.8	85t	56
3	Faulk, Marshall	1999-2005	1,447	6,959	4.8	71t	58
4	McCutcheon, Lawrence	1972-79	1,435	6,186	4.3	48	23
5	Bass, Dick	1960-69	1,218	5,417	4.4	73t	34
6	Towler, Dan	1950-55	672	3,493	5.2	79t	44
7	Josephson, Les	1964-67, 69-74	797	3,407	4.3	75	17
8	Younger, Paul	1949-57	682	3,296	4.8	75t	17
9	Tyler, Wendell	1977-82	720	3,266	4.5	69t	33
10	Bryant, Cullen	1973-81, 87	802	3,119	3.9	26	20
11	Bettis, Jerome	1993-95	796	3,091	3.9	71t	13
12	Ellison, Willie	1967-72	656	2,901	4.4	80t	20
13	Arnett, Jon	1957-63	688	2,892	4.2	80t	19
14	Gary, Cleveland	1989-93	667	2,634	3.9	63	24
15	Bertelsen, Jim	1972-76	614	2,466	4.0	49	16
16	Bell, Greg	1988-89	568	2,375	4.2	47	31
17	Cappelletti, John	1974-78	632	2,246	3.6	38	15
18	White, Charles	1985-88	504	2,133	4.2	58	14
19	Wilson, Tom	1956-61	389	2,130	5.5	60	8
20	Hoerner, Dick	1947-51	450	2,010	4.5	64	28
21	Smith, Larry	1969-73	473	1,908	4.0	68	11
22	Marconi, Joe	1956-61	398	1,769	4.4	75t	21
23	Drake, John	1937-41	525	1,700	3.2	n/a	24
24	Gehrke, Fred	1940, 45-49	318	1,591	5.0	72t	14
25	Waller, Ron	1955-58	285	1,564	5.5	76	8
26	Quinlan, Volney	1952-56	256	1,510	5.9	74	10
27	Redden, Barry	1982-86	325	1,490	4.6	41t	6
28	Delpino, Robert	1988-92	371	1,370	3.7	36	10
29	Guman, Mike	1980-88	333	1,286	3.9	18	11
30	Phillips, Lawrence	1996-97	376	1,265	3.4	38	4
31	Matson, Ollie	1959-62	249	1,214	4.9	69t	9
32	Gabriel, Roman	1962-72	315	1,146	3.6	23	28
33	Wilson, Ben	1963-65	328	1,136	3.5	39	7
34	Hall, Parker	1939-42	312	1,052	3.4	n/a	6
35	Peacock, Elvis	1979-80	216	1,001	4.6	36	7
36	Mason, Tommy	1967-70	248	866	3.5	19	4
37	Washington, Ken	1946-48	140	859	6.1	92	8
38	Magnani, Dante	1940-42, 47-78	176	813	4.6	71	1
39	Wade, Bill	1954-60	159	687	4.3	66t	10
40	Smith, Verda	1949-53	208	669	3.2	31	7



# RAMS ALL-TIME RECEIVING LEADERS

Receptions								Receiving Yards							
#	Player	Years	Rec	Yards	Avg	LG	TD	#	Player	Years	Rec	Yards	Avg	LG	TD
1	Bruce, Isaac	1994-2007	942	14,109	15.0	80t	84	1	Bruce, Isaac	1994-2007	942	14,109	15.0	80t	83
2	Holt, Torry	1999-2008	869	12,660	14.6	85t	74	2	Holt, Torry	1999-2008	869	12,660	14.6	85t	74
3	Ellard, Henry	1983-93	593	9,761	16.5	81t	48	3	Ellard, Henry	1983-93	593	9,761	16.5	81t	48
4	Faulk, Marshall	1999-2005	470	4,071	8.7	72t	27	4	Hirsch, Elroy	1949-57	343	6,299	18.4	91t	53
5	Fears, Tom	1948-56	400	5,397	13.5	80t	38	5	Snow, Jack	1965-75	340	6,012	17.7	84t	45
6	<b>Jackson, Steven</b>	<b>2004-present</b>	<b>379</b>	<b>3,079</b>	<b>8.1</b>	<b>64t</b>	<b>8</b>	6	Fears, Tom	1948-56	400	5,397	13.5	80t	38
7	Hirsch, Elroy	1949-57	343	6,299	18.4	91t	53	7	Anderson, Willie	1988-94	259	5,246	20.3	78t	26
8	Snow, Jack	1965-75	340	6,012	17.7	84t	45	8	Phillips, Jim	1958-65	333	4,953	14.9	93t	27
9	Phillips, Jim	1958-65	333	4,953	14.9	93t	27	9	Benton, Jim	1938-40, 42, 44-47	275	4,566	16.6	84t	42
10	Benton, Jim	1938-40, 42, 44-47	275	4,566	16.6	84t	42	10	Faulk, Marshall	1999-2005	470	4,071	8.7	72t	27
11	Anderson, Willie	1988-94	259	5,246	20.3	78t	26	11	Jackson, Harold	1968, 73-77	200	3,591	18.0	69t	36
12	Proehl, Ricky	1998-2002	207	2,590	12.5	47	16	12	<b>Jackson, Steven</b>	<b>2004-present</b>	<b>379</b>	<b>3,079</b>	<b>8.1</b>	<b>64t</b>	<b>8</b>
13	Bass, Dick	1960-69	204	1,841	9.0	53	7	13	Dennard, Preston	1978-83	189	3,066	16.2	64	21
14	Jackson, Harold	1968, 73-77	200	3,591	18.0	69t	36	14	Dale, Carroll	1960-64	149	2,663	17.9	80t	17
15	Josephson, Les	1964-67, 69-74	194	1,970	10.2	58	11	15	Proehl, Ricky	1998-2002	207	2,590	12.5	47	16
16	Dennard, Preston	1978-83	189	3,066	16.2	64	21	16	Jessie, Ron	1975-79	144	2,386	16.6	58	15
17	McCutcheon, Lawrence	1972-79	184	1,683	9.1	50	12	17	Truax, Billy	1964-70	180	2,177	12.1	59t	18
18	Truax, Billy	1964-70	180	2,177	12.1	59t	18	18	Shofner, Del	1957-60	110	2,155	19.6	92t	16
19	Boyd, Bob	1950-57	176	3,611	20.5	80t	28	19	Hakim, Az-Zahir	1998-2001	148	2,032	13.7	80t	16
20	<b>Amendola, Danny</b>	<b>2009-present</b>	<b>165</b>	<b>1,455</b>	<b>8.8</b>	<b>56</b>	<b>6</b>	20	Josephson, Les	1964-67, 69-74	194	1,970	10.2	58	11
21	Miller, Willie	1978-82	163	1,729	10.6	85t	15	21	Waddy, Billy	1977-81	120	1,963	16.4	68t	10
22	Holohan, Pete	1988-90	159	1,625	10.2	31	7	22	Arnett, Jon	1957-63	175	1,911	10.9	75t	8
23	Delpino, Robert	1988-92	152	1,574	10.4	78	9	23	Bass, Dick	1960-69	204	1,841	9.0	53	7
24	Clarke, Leon	1956-59	151	1,680	11.1	70t	12	24	Brown, Ron	1984-89, 91	98	1,791	18.3	65t	13
25	Guman, Mike	1980-88	150	1,433	9.6	60	4	25	McDonald, Tommy	1965-66	122	1,750	14.3	62	11
26	Dale, Carroll	1960-64	149	2,663	17.9	80t	17	26	<b>Gibson, Brandon</b>	<b>2009-present</b>	<b>148</b>	<b>1,734</b>	<b>11.7</b>	<b>41</b>	<b>6</b>
27	Hakim, Az-Zahir	1998-2001	148	2,032	13.7	80t	16	27	Miller, Willie	1978-82	163	1,729	10.6	85t	15
27	<b>Gibson, Brandon</b>	<b>2009-present</b>	<b>148</b>	<b>1,734</b>	<b>11.7</b>	<b>41</b>	<b>6</b>	28	Curtis, Kevin	2003-06	136	1,714	12.6	83t	11
29	Conwell, Ernie	1996-2002	146	1,574	10.8	52	10	29	McCutcheon, Lawrence	1972-79	184	1,683	9.1	50	12
30	Jessie, Ron	1975-79	144	2,386	16.6	58	15	30	Clarke, Leon	1956-59	151	1,680	11.1	70t	12
31	Bryant, Cullen	1973-82, 87	142	1,148	8.1	39	3	31	Cox, Aaron	1988-92	98	1,673	17.1	69t	8
32	Curtis, Kevin	2003-06	136	1,714	12.6	83t	11	32	Holohan, Pete	1988-90	159	1,625	10.2	31	7
33	Lee, Amp	1997-99	135	1,514	11.2	62	6	33	Klein, Bob	1969-77	128	1,606	12.5	44	15
34	Gary, Cleveland	1989-93	133	855	6.4	60t	6	34	Delpino, Robert	1988-92	152	1,574	10.4	78	9
35	Johnson, Damone	1986-92	132	1,015	7.7	27	18	34	Conwell, Ernie	1996-2002	146	1,574	10.8	52	10
36	Klein, Bob	1969-76	128	1,606	12.5	44	15	36	Kennison, Eddie	1996-98, 08	96	1,562	16.3	77t	10
37	McGee, Buford	1987-91	127	1,008	7.9	25	11	37	McKeever, Marlin	1961-66, 71-72	119	1,553	13.1	47t	6
38	Smith, Larry	1969-73	126	1,039	8.2	38	4	38	Lee, Amp	1997-99	135	1,514	11.2	62	6
39	Dickerson, Eric	1983-87	123	912	7.4	37t	2	39	<b>Amendola, Danny</b>	<b>2009-present</b>	<b>165</b>	<b>1,455</b>	<b>8.8</b>	<b>56</b>	<b>6</b>
40	McDonald, Tommy	1965-66	122	1,750	14.3	62	11	40	Casey, Bernie	1967-68	82	1,436	17.5	57t	13
41	Tyler, Wendell	1977-82	120	1,147	9.6	71t	10	41	Guman, Mike	1980-88	150	1,433	9.6	60	4
41	Waddy, Billy	1977-81	120	1,963	16.4	68t	10	42	Hill, Drew	1979-84	60	1,347	22.5	74t	10
43	McKeever, Marlin	1961-66, 71-72	119	1,553	13.1	47t	6	43	Rentzel, Lance	1971-72, 74	83	1,295	15.6	41	7
44	Hill, David	1983-87	113	1,158	10.2	37	5	44	Hickey, Howard	1941, 45-48	75	1,288	17.2	69	16
45	Looker, Dane	2002-08	112	1,224	10.9	41	5	45	Avery, Donnie	2008-present	100	1,263	12.6	69t	8
46	Shofner, Del	1957-60	110	2,155	19.6	92t	16	46	Looker, Dane	2002-08	112	1,224	10.9	41	5
47	Drayton, Troy	1993-96	108	1,064	9.9	31	14	47	McDonald, Shaun	2003-06	106	1,215	11.5	52t	4
48	McDonald, Shaun	2003-06	106	1,215	11.5	52t	4	48	Hill, David	1983-87	113	1,158	10.2	37	5

# RAMS ALL-TIME YARDS FROM SCRIMMAGE LEADERS

#	Player	Years	Touch	Total			Rushing			Receiving		
				Yards	Avg		Att	Yards	Avg	Rec	Yards	Avg
1	Bruce, Isaac	1994-2007	965	14,259	14.8		23	150	6.5	942	14,109	15.0
2	Holt, Torry	1999-2008	880	12,717	14.5		11	57	5.2	869	12,660	14.6
<b>3</b>	<b>Jackson, Steven</b>	<b>2004-present</b>	<b>2,610</b>	<b>12,552</b>	<b>4.8</b>	<b>2,239</b>	<b>9,473</b>	<b>4.2</b>	<b>379</b>	<b>3,079</b>	<b>8.1</b>	
4	Faulk, Marshall	1999-2005	1,917	11,030	5.8	1,447	6,959	4.8	470	4,071	8.7	
5	Ellard, Henry	1983-93	611	9,816	16.1	18	55	3.1	593	9,761	16.5	
6	Dickerson, Eric	1983-87	1,648	8,157	4.9	1,525	7,245	4.8	123	912	7.4	
7	McCutcheon, Lawrence	1972-79	1,619	7,869	4.9	1,435	6,186	4.3	184	1,683	9.1	
8	Bass, Dick	1960-69	1,422	7,258	5.1	1,218	5,417	4.4	204	1,841	9.0	
9	Hirsch, Elroy	1949-57	417	6,616	15.9	74	317	4.3	343	6,299	18.4	
10	Snow, Jack	1965-75	342	6,015	17.6	2	3	1.5	340	6,012	17.7	
11	Fears, Tom	1948-56	405	5,412	13.4	5	15	3.0	400	5,397	13.5	
12	Josephson, Les	1964-67, 69-74	991	5,377	5.4	797	3,407	4.3	194	1,970	10.2	
13	Anderson, Willie	1988-94	262	5,269	20.1	3	23	7.7	259	5,246	20.3	
14	Phillips, Jim	1958-65	333	4,953	14.9	0	0	0.0	333	4,953	14.9	
15	Arnett, Jon	1957-63	863	4,803	5.6	688	2,892	4.2	175	1,911	10.9	
16	Benton, Jim	1938-40, 42, 44-47	283	4,585	16.2	8	19	2.4	275	4,566	16.6	
17	Tyler, Wendell	1977-82	840	4,413	5.3	720	3,266	4.5	120	1,147	9.6	
18	Younger, Paul	1949-57	766	4,275	5.6	682	3,296	4.8	84	979	11.7	
19	Bryant, Cullen	1973-81, 87	944	4,267	4.5	802	3,119	3.9	142	1,148	8.1	
20	Towler, Dan	1950-55	734	4,158	5.7	672	3,493	5.2	62	665	10.7	
21	Bettis, Jerome	1993-95	871	3,734	4.3	796	3,091	3.9	75	643	8.6	
22	Ellison, Willie	1967-72	746	3,661	4.9	656	2,901	4.4	90	760	8.4	
23	Jackson, Harold	1968, 73-77	205	3,608	17.6	5	17	3.4	200	3,591	18.0	
24	Boyd, Bob	1950-57	178	3,602	20.2	2	-9	-4.5	176	3,611	20.5	
25	Gary, Cleveland	1989-93	800	3,489	4.4	667	2,634	3.9	133	855	6.4	
26	Bertelsen, Jim	1972-76	702	3,480	5.0	614	2,466	4.0	88	1,014	11.5	
27	Cappelletti, John	1974-78	737	3,193	4.3	632	2,246	3.6	105	947	9.0	
28	Dennard, Preston	1978-83	201	3,147	15.7	12	81	6.8	189	3,066	16.2	
29	Hoerner, Dick	1947-51	520	3,018	5.8	450	2,010	4.5	70	1,008	14.4	
30	Smith, Larry	1969-73	599	2,947	4.9	473	1,908	4.0	126	1,039	8.2	
31	Delpino, Robert	1988-92	523	2,944	5.6	371	1,370	3.7	152	1,574	10.4	
32	Guman, Mike	1980-88	483	2,719	5.6	333	1,286	3.9	150	1,433	9.6	
33	Dale, Carroll	1960-64	150	2,675	17.8	1	12	12.0	149	2,663	17.9	
34	Bell, Greg	1988-89	616	2,643	4.3	568	2,375	4.2	48	268	5.6	
35	Quinlan, Volney	1952-56	327	2,628	8.0	256	1,510	5.9	71	1,118	15.7	
36	Proehl, Ricky	1998-2002	209	2,609	12.5	2	19	9.5	207	2,590	12.5	
37	Wilson, Tom	1956-61	435	2,589	6.0	389	2,130	5.5	46	459	10.0	
38	Jessie, Ron	1975-79	150	2,438	16.3	6	52	8.7	144	2,386	16.6	
39	White, Charles	1985-88	535	2,309	4.3	504	2,133	4.2	31	176	5.7	
40	Drake, John	1937-41	566	2,230	3.9	525	1,700	3.2	41	530	12.9	
40	Marconi, Joe	1956-61	459	2,230	4.9	398	1,769	4.4	61	461	7.6	
42	Truax, Billy	1964-70	180	2,177	12.1	0	0	0.0	180	2,177	12.1	
43	Hakim, Az-Zahir	1998-2001	170	2,175	12.8	22	143	6.5	148	2,032	13.7	
44	Shofner, Del	1957-60	112	2,146	19.2	2	-9	-4.5	110	2,155	19.6	
45	Gehrke, Fred	1940, 45-49	369	2,094	5.7	318	1,591	5.0	51	503	9.9	
46	Matson, Ollie	1959-62	314	2,028	6.5	249	1,214	4.9	65	814	12.5	
47	Waddy, Billy	1977-81	128	2,027	15.8	8	64	8.0	120	1,963	16.4	
48	Waller, Ron	1955-58	326	1,983	6.1	285	1,564	5.5	41	419	10.2	
49	Redden, Barry	1982-86	381	1,954	5.1	325	1,490	4.6	56	464	8.3	
50	Brown, Ron	1984-89, 91	119	1,918	16.1	21	127	6.0	98	1,791	18.3	
51	Lee, Amp	1997-99	203	1,796	8.8	75	282	3.8	128	1,514	11.8	

# RAMS ALL-TIME ALL-PURPOSE YARDS LEADERS (1941-present)

			Total			Rushing			Receiving			Punt Returns			Kickoff Returns		
#	Player	Years	Touch	Yards	Avg	Att	Yards	Avg	Rec	Yards	Avg	PR	Yards	Avg	KR	Yards	Avg
1	Bruce, Isaac	1994-2007	966	14,311	14.8	23	150	6.5	942	14,109	15.0	1	52	52.0	0	0	0.0
2	Holt, Torry	1999-2008	883	12,732	14.4	11	57	5.2	869	12,660	14.6	3	15	5.0	0	0	0.0
<b>3</b>	<b>Jackson, Steven</b>	<b>2004-present</b>	<b>2,622</b>	<b>12,631</b>	<b>4.8</b>	<b>2,239</b>	<b>9,473</b>	<b>4.2</b>	<b>379</b>	<b>3,079</b>	<b>8.1</b>	<b>0</b>	<b>0</b>	<b>0.0</b>	<b>4</b>	<b>79</b>	<b>19.8</b>
4	Ellard, Henry	1983-93	765	11,707	15.3	18	55	3.1	593	9,761	16.5	135	1,527	11.3	19	364	19.2
5	Faulk, Marshall	1999-2005	1,919	11,048	5.8	1,447	6,959	4.8	470	4,071	8.7	0	0	0.0	2	18	9.0
6	Bass, Dick	1960-69	1,500	8,936	6.0	1,218	5,417	4.4	204	1,841	9.0	24	263	11.0	54	1,415	26.2
7	Dickerson, Eric	1983-87	1,648	8,157	4.9	1,525	7,245	4.8	123	912	7.4	0	0	0.0	0	0	0.0
8	Arnett, Jon	1957-63	1,042	8,076	7.8	688	2,892	4.2	175	1,911	10.9	75	683	9.1	104	2,590	24.9
9	McCutcheon, Lawrence	1972-79	1,620	7,875	4.9	1,435	6,186	4.3	184	1,683	9.1	0	0	0.0	1	6	6.0
10	Bryant, Cullen	1973-81, 87	1,080	6,734	6.2	802	3,119	3.9	142	1,148	8.1	71	707	10.0	65	1,760	27.1
11	Hirsch, Elroy	1949-57	417	6,606	15.8	74	317	4.3	343	6,289	18.3	0	0	0.0	0	0	0.0
12	Snow, Jack	1965-75	342	6,015	17.6	2	3	1.5	340	6,012	17.7	0	0	0.0	0	0	0.0
13	Brown, Ron	1984-89, 91	288	5,836	20.3	21	127	6.0	98	1,791	18.3	0	0	0.0	169	3,918	23.2
14	Fears, Tom	1948-56	405	5,412	13.4	5	15	3.0	400	5,397	13.5	0	0	0.0	0	0	0.0
15	Anderson, Willie	1988-94	263	5,278	20.1	3	23	7.7	259	5,246	20.3	0	0	0.0	1	9	9.0
<b>16</b>	<b>Amendola, Danny</b>	<b>2009-present</b>	<b>375</b>	<b>5,213</b>	<b>13.9</b>	<b>12</b>	<b>87</b>	<b>7.3</b>	<b>165</b>	<b>1,455</b>	<b>8.8</b>	<b>81</b>	<b>899</b>	<b>11.1</b>	<b>117</b>	<b>2,772</b>	<b>23.7</b>
17	Josephson, Les	1964-67, 69-74	997	5,068	5.1	797	3,407	4.3	194	1,570	8.1	0	0	0.0	6	91	15.2
18	Tyler, Wendell	1977-82	867	4,983	5.7	720	3,266	4.5	120	1,147	9.6	0	0	0.0	27	570	21.1
19	Phillips, Jim	1958-65	333	4,953	14.9	0	0	0.0	333	4,953	14.9	0	0	0.0	0	0	0.0
20	Hill, Drew	1979-84	236	4,825	20.4	2	18	9.0	60	1,347	22.5	3	22	7.3	171	3,438	20.1
21	Ellison, Willie	1967-72	788	4,672	5.9	656	2,901	4.4	90	760	8.4	0	0	0.0	42	1,011	24.1
22	Benton, Jim	1938-40, 42, 44-47	288	4,605	16.0	8	19	2.4	275	4,566	16.6	0	0	0.0	5	20	4.0
23	Bertelsen, Jim	1972-76	782	4,421	5.7	614	2,466	4.0	88	1,014	11.5	74	821	11.1	6	120	20.0
24	Younger, Paul	1949-57	767	4,299	5.6	682	3,296	4.8	84	979	11.7	0	0	0.0	1	24	24.0
25	Towler, Dan	1950-55	742	4,224	5.7	672	3,493	5.2	62	665	10.7	1	0	0.0	7	66	9.4
26	Delpino, Robert	1988-92	584	4,137	7.1	371	1,370	3.7	152	1,574	10.4	0	0	0.0	61	1,193	19.6
27	Wilson, Tom	1956-61	489	3,999	8.2	389	2,130	5.5	46	459	10.0	3	28	9.3	51	1,382	27.1
28	Smith, Verda	1949-53	399	3,956	9.9	208	664	3.2	59	1,025	17.4	75	814	10.9	57	1,453	25.5
29	Lewis, Woodley	1950-55	282	3,798	13.5	47	188	4.0	21	218	10.4	106	817	7.7	108	2,575	23.8
30	Bettis, Jerome	1993-95	871	3,734	4.3	796	3,091	3.9	75	643	8.6	0	0	0.0	0	0	0.0
31	Boyd, Bob	1950-57	190	3,732	19.6	2	-9	-4.5	176	3,611	20.5	5	26	5.2	7	104	14.9
32	Horne, Tony	1998-2000	156	3,638	23.3	2	6	3.0	4	32	8.0	7	23	3.3	143	3,577	25.0
33	Jackson, Harold	1968, 73-77	205	3,608	17.6	5	17	3.4	200	3,591	18.0	0	0	0.0	0	0	0.0
34	Gary, Cleveland	1989-93	801	3,493	4.4	667	2,634	3.9	133	855	6.4	0	0	0.0	1	4	4.0
35	Hakim, Az-Zahir	1998-2001	285	3,492	12.3	22	143	6.5	148	2,032	13.7	112	1,280	11.4	3	37	12.3
36	Quinlan, Volney	1952-56	358	3,410	9.5	246	1,489	6.1	68	1,084	15.9	20	277	13.9	24	560	23.3
37	Redden, Barry	1982-86	445	3,344	7.5	325	1,490	4.6	56	464	8.3	0	0	0.0	64	1,390	21.7
38	Waller, Ron	1955-58	431	3,294	7.6	285	1,564	5.5	41	419	10.2	57	165	2.9	48	1,146	23.9
39	Cappelletti, John	1974-78	742	3,249	4.4	632	2,246	3.6	105	947	9.0	0	0	0.0	5	56	11.2
40	Dennard, Preston	1978-83	201	3,147	15.7	12	81	6.8	189	3,066	16.2	0	0	0.0	0	0	0.0

# RAMS ALL-TIME INTERCEPTION LEADERS

(1940-present)

#	Player	Years	Int	Yards	Avg	LG	TD
1	Meador, Ed	1959-70	46	547	11.9	38t	5
2	Cromwell, Nolan	1977-87	37	671	18.1	94	4
3	Irvin, LeRoy	1980-89	34	654	19.2	81t	5
4	Lyght, Todd	1991-2000	31	359	11.6	57t	4
5	Sherman, Will	1954-60	28	515	18.4	95t	3
	Williams, Clarence	1965-72	28	428	15.3	65t	2
	Perry, Rod	1975-82	28	386	13.8	83t	4
	Lyle, Keith	1994-2000	28	336	12.0	68	0
9	Elmendorf, Dave	1971-79	27	421	15.6	57t	2
10	Thomas, Pat	1976-82	26	292	11.2	64	1
11	Lewis, Woodley	1950-55	23	416	18.1	45t	1
12	Simpson, Bill	1974-78	22	391	17.8	42	0
	Gray, Jerry	1985-91	22	350	15.9	59t	3
	Atogwe, Oshiomogho	2005-present	22	340	15.5	52t	1
15	Burroughs, Don	1955-59	21	213	10.1	46	0
	Johnson, Johnnie	1980-89	21	419	20.0	99t	4
17	Waterfield, Bob	1945-52	20	265	13.3	40	0
	McCleon, Dexter	1997-2002	20	140	7.0	43	0
19	Robertson, Isaiah	1971-78	18	266	14.8	76	2
20	Lane, Dick	1952-53	17	307	18.1	80	2
	Pardee, Jack	1957-70	17	247	14.5	46t	4
	Jackson, Monte	1975-77	17	259	15.2	46	3
23	Richter, Les	1954-62	16	206	12.9	25	0
	Nettles, Jim	1969-72	16	356	22.3	44	1
25	Williams, Jerry	1949-52	15	175	11.7	25	2
26	Rich, Herb	1951-53	14	307	21.9	97	2
	Britt, Charley	1960-63	14	241	17.2	73	1
	Youngblood, Jim	1973-84	14	262	18.7	36	4
	Bly, Dre'	1999-2002	14	247	17.6	93t	3
30	Matheson, Riley	1939-42, 44-47	12	91	7.6	45	0
	Crow, Lindon	1961-64	12	240	20.0	65t	1
	Stukes, Charlie	1973-74	12	194	16.2	42	0
	Henley, Darryl	1989-94	12	119	9.9	25	0
	Newsome, Vince	1983-90	12	227	18.9	81	1
35	Harmon, Tom	1946-47	11	233	21.2	85	2
	Paul, Don	1948-55	11	173	15.7	32	0
	Hecker, Norb	1951-53	11	215	19.5	50	0
	Baughan, Maxie	1966-70	11	104	9.5	31	0
	Newman, Anthony	1988-94	11	164	14.9	58	1
40	Gehrke, Fred	1940, 45-49	10	108	10.8	41	0
	Sims, George	1949-50	10	83	8.3	27	1
	Dwyer, Jack	1952-55	10	169	16.9	76t	2
	McNeil, Ryan	1997-98	10	164	16.4	75t	2
44	Cason, Jim	1955-56	9	104	11.6	29	1
	Lamson, Chuck	1965-67	9	77	8.56	44t	1
	Howard, Gene	1971-72	9	125	13.9	55	1
	Green, Gary	1984-85	9	172	19.1	60	1
	Butler, Jerametrious	2001-06	9	87	9.7	45	0
	Williams, Aeneas	2001-2004	9	154	17.1	46t	3
50	Keane, Tom	1948-51	8	52	6.5	25t	1
	Bartell, Ron	2005-2011	8	102	12.8	38t	1

# RAMS ALL-TIME PASSING LEADERS

#	Player	Years	Att	Cmp	Yards	Cmp Pct	Yds/Att	TD	TD Pct	Int	Int Pct	LG	Rtg
1	Everett, Jim	1986-93	3,277	1,847	23,758	56.4%	7.25	142	4.33%	123	3.75%	81t	78.1
2	Bulger, Marc	2001-2009	3,145	1,981	22,814	63.0%	7.25	122	3.88%	93	2.96%	80t	85.3
3	Gabriel, Roman	1962-72	3,313	1,705	22,223	51.5%	6.71	154	4.65%	112	3.38%	93t	74.3
4	Van Brocklin, Norm	1949-57	1,897	1,011	16,114	53.3%	8.49	118	6.22%	127	6.69%	84	74.7
5	Warner, Kurt	1998-2003	1,688	1,121	14,447	66.4%	8.56	102	6.04%	65	3.85%	85t	97.2
6	Waterfield, Bob	1945-52	1,618	814	11,893	50.3%	7.35	99	6.12%	128	7.91%	91	62.1
7	Ferragamo, Vince	1977-84	1,288	730	9,376	56.7%	7.28	70	5.43%	71	5.51%	85t	74.8
8	Haden, Pat	1976-81	1,363	731	9,296	53.6%	6.82	52	3.82%	60	4.40%	68t	69.6
9	Wade, Bill	1954-60	1,116	602	8,572	53.9%	7.68	56	5.02%	68	6.09%	93	71.0
10	Banks, Tony	1996-98	1,263	685	8,333	54.2%	6.60	36	2.85%	42	3.33%	80t	70.4
11	<b>Bradford, Sam</b>	<b>2010-present</b>	<b>1,166</b>	<b>676</b>	<b>7,268</b>	<b>58.0%</b>	<b>6.23</b>	<b>31</b>	<b>2.66%</b>	<b>27</b>	<b>2.32%</b>	<b>68</b>	<b>75.6</b>
12	Harris, James	1973-76	652	361	5,220	55.4%	8.01	33	5.06%	27	4.14%	80	81.2
13	Miller, Chris	1994-95	722	405	4,727	56.1%	6.55	34	4.71%	29	4.02%	72	75.1
14	Hall, Parker	1939-42	721	329	4,013	45.6%	5.57	30	4.16%	67	9.29%	59	38.5
15	Bratkowski, Zeke	1961-63	531	279	3,559	52.5%	6.70	20	3.77%	35	6.59%	84t	58.9
16	Munson, Bill	1964-67	550	287	3,556	52.2%	6.47	21	3.82%	33	6.00%	95t	60.2
17	Martin, Jamie	1993-96, 2001-02, 04-05	430	290	2,966	67.4%	6.90	15	3.49%	19	4.42%	83t	80.2
18	Hadl, John	1973-74	373	188	2,688	50.4%	7.21	27	7.24%	17	4.56%	69	79.3
19	Ryan, Frank	1958-61	373	181	2,674	48.5%	7.17	15	4.02%	23	6.17%	96t	60.1
20	Brock, Dieter	1985	365	218	2,658	59.7%	7.28	16	4.38%	13	3.56%	64t	82.0
21	Green, Trent	1999-2000; 2008	312	183	2,588	58.7%	8.29	16	5.13%	11	3.53%	64	87.9
22	Kemp, Jeff	1981-85	353	173	2,395	49.0%	6.78	14	3.97%	10	2.83%	63t	72.6
23	Hardy, Jim	1946-48	332	159	2,063	47.9%	6.21	21	6.33%	21	6.33%	69	62.6
24	Chandler, Chris	1994, 2004	238	143	1,815	60.1%	7.63	9	3.78%	10	4.20%	72t	79.0
25	Rypien, Mark	1995, 97	256	148	1,718	57.8%	6.71	9	3.52%	10	3.91%	62	73.7
26	Dils, Steve	1984-87, 89	250	119	1,383	47.6%	5.53	10	4.00%	9	3.60%	65t	63.1
27	Rubley, T.J.	1993	189	108	1,338	57.1%	7.08	8	4.23%	6	3.17%	54	80.1
28	Frerotte, Gus	2006-07	170	95	1,041	55.9%	6.12	7	4.12%	12	7.06%	38	42.8
29	Snyder, Robert	1937-38	153	61	1,009	39.9%	6.59	9	5.88%	15	9.80%	n/a	42.8
30	Reisz, Albie	1944-46	134	57	923	42.5%	6.89	9	6.72%	13	9.70%	70	49.0
31	Boller, Kyle	2009	176	98	899	55.7%	5.11	3	1.70%	6	3.41%	35	66.6
32	Bono, Steve	1998	136	69	807	50.7%	5.93	5	3.68%	4	2.94%	47	69.1
33	Fitzpatrick, Ryan	2005-06	135	76	777	56.3%	5.76	4	2.96%	8	5.93%	56t	58.2
34	Jaworski, Ron	1974-76	124	54	719	43.5%	5.80	1	0.81%	8	6.45%	42	38.3
35	Pastorini, Dan	1981	152	64	719	42.1%	4.73	2	1.32%	14	9.21%	46	22.9
36	Bartkowski, Steve	1986	126	61	654	48.4%	5.19	2	1.59%	2	1.59%	42	62.7
37	Jacobs, Jack	1942-45	98	46	652	46.9%	6.65	6	6.12%	6	6.12%	67	63.2
38	Slovak, Martin	1939-41	109	57	638	52.3%	5.85	4	3.67%	18	16.51%	n/a	41.9
39	Namath, Joe	1977	107	50	606	46.7%	5.66	3	2.80%	5	4.67%	42	54.5





**GAME SUMMARIES**



WEATHER: *Indoors* - ATTENDANCE: 53,979 - TIME: 3:05

The Rams picked up their first win under Head Coach Jeff Fisher, beating the Washington Redskins, 31-28. WR Danny Amendola went off for 160 yards on 15 receptions and added a 1-yard touchdown grab from QB Sam Bradford in the second quarter. Amendola set a franchise record and tied an NFL record with 12 catches in the first half. His 15 receptions are tied for second-most in franchise history (Flipper Anderson and Isaac Bruce), and his 56-yard grab in the second quarter was a career-best. The Redskins got on the board first when CB Josh Wilson recovered a fumble and returned it 30 yards to the end zone. With just over six minutes remaining in the first half, Washington took a 21-6 lead when QB Robert Griffin III found WR Leonard Hankerson for a 68-yard score. The Rams, however, would reel off the next 17 points. They took a 23-21 lead on WR Brandon Gibson's second touchdown grab of the season, a 34-yarder from Bradford. Griffin's second touchdown run of the day put the visitors back in front 28-23 with 5:27 left in the third quarter. Rams TE Matthew Mulligan blocked Redskins P Sav Rocca's punt with 2:04 remaining in the third and DE Eugene Sims recovered at the Washington 24-yard line. Mulligan finished off the drive with a 1-yard touchdown reception from Bradford and RB Daryl Richardson converted the two-point attempt to put the Rams ahead 31-28 with 14:55 remaining. Bradford finished the game 26-of-35 for 310 yards and 3 touchdowns through the air. The Redskins drove into Rams territory with under two minutes to go in the game, but K Billy Cundiff missed a game-tying 62-yard field goal and the Rams ran out the clock to secure the victory in its home opener.

## STARTING LINEUPS

St. Louis Rams				Washington Redskins			
WR	B. Gibson	LDE	C. Long	WR	J. Morgan	LDE	A. Carrier
LT	R. Saffold	LDT	K. Langford	LT	T. Williams	NT	B. Cofield
LG	O. Ojinnaka	RDT	J. Cudjo	LG	K. Lichtensteiger	RDE	S. Bowen
C	R. Turner	RDE	R. Quinn	C	W. Montgomery	LOLB	R. Kerrigan
RG	H. Dahl	SLB	R. McIntosh	RG	C. Chester	MLB	L. Fletcher
RT	B. Richardson	MLB	J. Laurinaitis	RT	T. Polumbus	JLB	P. Riley
RB	I. Pead	WLB	J. Dunbar	TE	F. Davis	ROLB	B. Orakpo
WR	D. Amendola	LCB	C. Finnegan	WR	A. Robinson	LCB	D. Hall
QB	S. Bradford	RCB	J. Jenkins	QB	R. Griffin	RCB	J. Wilson
RB	S. Jackson	SS	C. Dahl	RB	A. Morris	SS	D. Gomes
WR	S. Smith	FS	Q. Mikell	TE	N. Paul	FS	Mad. Williams

ST. LOUIS SUBSTITUTIONS: K 4 G.Zuerlein, P 6 J.Hekker, WR 13 C.Givens, CB 22 T.Johnson, S 23 R.McLeod, RB 26 D.Richardson, CB 32 B.Fletcher, S 37 M.Daniels, LS 44 J.McQuaide, FB 49 B.Miller, LB 51 M.Haggan, LB 52 J.Cole, LB 56 J.Hull, T 60 T.Nsekhe, G 61 T.Barnes, T 72 W.Hunter, TE 82 M.Mulligan, WR 83 B.Quick, TE 88 L.Kendricks, TE 89 M.McNeill, DE 92 E.Sims, DE 95 W.Hayes, DT 96 K.Heard

## SCORING SUMMARY

VISITOR	Washington Redskins	1	2	3	4	OT	TOTAL	FIELD GOALS
HOME	St. Louis Rams	3	13	7	8	0	31	B. Cundiff 62 G. Zuerlein (39)(33)(42)

TEAM	Qtr	Clock	Play (Extra Point) (Drive Info)	Visitor	Home
Redskins	1	14:49	J.Wilson 30 yd. fumble return (B.Cundiff kick)	7	0
Rams	1	9:05	G.Zuerlein 39 yd. Field Goal (11-70, 5:44)	7	3
Redskins	1	0:19	R.Griffin 5 yd. run (B.Cundiff kick) (10-80, 4:05)	14	3
Rams	2	8:17	G.Zuerlein 33 yd. Field Goal (15-65, 7:02)	14	6
Redskins	2	6:19	L.Hankerson 68 yd. pass from R.Griffin (B.Cundiff kick) (4-80, 1:58)	21	6
Rams	2	1:58	D.Amendola 1 yd. pass from S.Bradford (G.Zuerlein kick) (7-80, 4:21)	21	13
Rams	2	0:02	G.Zuerlein 42 yd. Field Goal (4-16, 0:43)	21	16
Rams	3	10:23	B.Gibson 34 yd. pass from S.Bradford (G.Zuerlein kick) (4-63, 2:11)	21	23
Redskins	3	5:27	R.Griffin 7 yd. run (B.Cundiff kick) (8-80, 4:56)	28	23
Rams	4	14:55	M.Mulligan 1 yd. pass from S.Bradford (D.Richardson run) (4-24, 1:56)	28	31

## FINAL TEAM STATISTICS

	REDSKINS	RAMS		REDSKINS	RAMS
TOTAL FIRST DOWNS	18	23	FGs - PATs Had Blocked	0-0	0-0
By Rushing	9	6	Net Punting Average	35.2	48.7
By Passing	7	15	TOTAL RETURN YARDAGE	-3	34
By Penalty	2	2	No. and Yards Punt Returns	1-3	4-29
THIRD DOWN EFFICIENCY	4-13-31%	7-12-58%	No. and Yards Kickoff Returns	4-53	1-12
FOURTH DOWN EFFICIENCY	0-0-0%	0-0-0%	No. and Yards Interception Returns	1-0	1-5
TOTAL NET YARDS	373	452	PENALTIES Number and Yards	11-96	7-60
Total Offensive Plays	59	64	FUMBLES Number and Lost	0-0	3-2
Average gain per offensive play	6.3	7.1	TOUCHDOWNS	4	3
NET YARDS RUSHING	176	151	Rushing	2	0
Total Rushing Plays	29	27	Passing	1	3
Average gain per rushing play	6.1	5.6	Fumbles	1	0
Tackles for a loss-number and yards	4-10	3-6	EXTRA POINTS Made-Attempts	4-4	3-3
NET YARDS PASSING	197	301	Kicking Made-Attempts	4-4	2-2
Times thrown	1-9	2-9	Rushing Made-Attempts	0-0	1-1
Gross yards passing	206	310	FIELD GOALS Made-Attempts	0-1	3-3
PASS ATT-COMP-HAD INT	29-20-1	35-26-1	RED ZONE EFFICIENCY	2-2-100%	2-6-33%
Avg gain per pass play	6.6	8.1	GOAL TO GO EFFICIENCY	2-2-100%	2-4-50%
KICKOFFS #In End Zone-TB	5-5-4	7-5-3	SAFETIES	0	0
PUNTS Number and Average	6-40.0	3-54.3	FINAL SCORE	28	31
Had Blocked	1	0	TIME OF POSSESSION	28:36	31:24

## FINAL INDIVIDUAL STATISTICS

WASHINGTON REDSKINS								ST. LOUIS RAMS									
RUSHING		ATT	YDS	AVG	LG	TD		RUSHING		ATT	YDS	AVG	LG	TD			
A. Morris		16	89	5.6	29	0		D. Richardson		15	83	5.5	53	0			
R. Griffin		11	82	7.5	15	2		S. Jackson		9	58	6.4	20	0			
E. Royster		1	4	4.0	4	0		S. Bradford		3	10	3.3	12	0			
F. Davis		1	1	1.0	1	0		Total		27	151	5.6	53	0			
Total		29	176	6.1	29	2											
PASSING		ATT	CMP	YDS	SK/YD	TD	LG	IN	PASSING		ATT	CMP	YDS	SK/YD	TD	LG	IN
R. Griffin		29	20	206	1/9	1	68	1	S. Bradford		35	26	310	2/9	3	56	1
Total		29	20	206	1/9	1	68	1	Total		35	26	310	2/9	3	56	1
RECEIVING		NO	YDS	AVG	LG	TD			RECEIVING		NO	YDS	AVG	LG	TD		
J. Morgan		5	50	10.0	14	0			D. Amendola		15	160	10.7	56	1		
S. Moss		3	14	4.7	9	0			S. Smith		3	39	13.0	25	0		
N. Paul		3	13	4.3	8	0			B. Gibson		2	53	26.5	34	1		
L. Hankerson		2	68	34.0	68	1			L. Kendricks		2	25	12.5	14	0		
A. Robinson		2	40	20.0	28	0			D. Richardson		2	19	9.5	18	0		
F. Davis		2	14	7.0	8	0			M. Mulligan		2	14	7.0	13	1		
E. Royster		2	7	3.5	5	0			C. Givens		0	0	0.0	0	0		
R. Helu		1	0	0.0	0	0			B. Quick		0	0	0.0	0	0		
D. Briscoe		0	0	0.0	0	0			Total		26	310	11.9	56	3		
Total		20	206	10.3	68	1											
INTERCEPTIONS		NO	YDS	AVG	LG	TD			INTERCEPTIONS		NO	YDS	AVG	LG	TD		
L. Fletcher		1	0	0.0	0	0			C. Finnegan		1	5	5.0	5	0		
Total		1	0	0.0	0	0			Total		1	5	5.0	5	0		
PUNTING		NO	YDS	AVG	NET	TB/20	LG		PUNTING		NO	YDS	AVG	NET	TB/20	LG	
S. Rocca		5	240	48.0	35.2	0/2	55		J. Hekker		3	163	54.3	48.7	1/1	66	
[BLOCKED]		1	0	0	0	0/0	0		Total		3	163	54.3	48.7	1/1	66	
Total		6	240	40.0	35.2	0/2	55										
PUNT RETURNS		NO	YDS	AVG	FC	LG	TD		PUNT RETURNS		NO	YDS	AVG	FC	LG	TD	
B. Banks		1	-3	-3.0	0	-3	0		D. Amendola		4	29	7.3	1	22	0	
Total		1	-3	-3.0	0	0	0		Total		4	29	7.3	1	22	0	
KICKOFF RETURNS		NO	YDS	AVG	FC	LG	TD		KICKOFF RETURNS		NO	YDS	AVG	FC	LG	TD	
B. Banks		3	53	17.7	0	26	0		I. Pead		1	12	12.0	0	12	0	
N. Paul		1	0	0.0	0	0	0		Total		1	12	12.0	0	12	0	
Total		4	53	13.3	0	26	0										

## DEFENSIVE STATISTICS (based on coaches' film review)

PLAYER	T	S	A	S-YDS	I-YDS	PD	FF	FR	PLAYER	T	S	A	S-YDS	I-YDS	PD	FF	FR
J. Laurinaitis	14	10	4	0-0	0-0	0	0	0	E. Sims	5	3	2	0-0	0-0	0	0	0
J. Dunbar	12	9	3	0-0	0-0	0	0	0	W. Hayes	3	2	1	0-0	0-0	0	0	0
Q. Mikell	7	2	5	0-0	0-0	0	0	0	J. Cudjo	2	0	2	0-0	0-0	0	0	0
C. Dahl	6	5	1	0-0	0-0	0	0	0	M. Haggan	2	1	1	0-0	0-0	0	0	0
J. Jenkins	6	5	1	0-0	0-0	2	0	0	K. Langford	2	0	2	0-0	0-0	0	0	0
C. Finnegan	5	5	0	0-0	1-5	1	0	0	R. McIntosh	2	1	1	0-0	0-0	1	0	0
C. Long	5	2	3	0-0	0-0	0	0	0	B. Fletcher	1	1	0	0-0	0-0	1	0	0
R. Quinn	5	3	2	1-9	0-0	0	0	0	K. Heard	1	1	0	0-0	0-0	0	0	0
									TOTAL	78	50	28	1-9	1-5	5	0	0



## STARTING LINEUPS

Seattle Seahawks				St. Louis Rams			
WR	S. Rice	LDE	R. Bryant	WR	B. Gibson	LDE	C. Long
LT	R. Okung	LDT	A. Branch	LT	W. Hunter	LDT	K. Langford
LG	J. Carpenter	RDT	B. Mebane	LG	Q. Ojinnaka	RDT	M. Brockers
C	M. Unger	RDE	C. Clemons	C	R. Turner	RDE	R. Quinn
RG	P. McQuistan	OLB	L. Hill	RG	H. Dahl	SLB	R. McIntosh
RT	B. Giacomini	MLB	B. Wagner	RT	B. Richardson	MLB	J. Laurinaitis
TE	Z. Miller	OLB	K. Wright	TE	L. Kendricks	WLB	J. Dunbar
WR	G. Tate	LCB	R. Sherman	WR	D. Amendola	LCB	C. Finnegan
QB	R. Wilson	RCB	B. Browner	QB	S. Bradford	RCB	J. Jenkins
TE	A. McCoy	SS	K. Chancellor	FB	B. Miller	SS	C. Dahl
HB	M. Lynch	FS	E. Thomas	HB	S. Jackson	FS	Q. Mikell

## SCORING SUMMARY

		1	2	3	4	OT	TOTAL	FIELD GOALS
VISITOR	Seattle Seahawks	7	0	3	3	0	13	S. Hauschka (31) (30)
HOME	St. Louis Rams	3	10	3	3	0	19	G. Zuerlein (58) (48) (60) (24)

TEAM	Qtr	Clock	Play (Extra Point) (Drive Info)	Visitor	Home
		Time			
Seahawks	1	10:45	M.Lynch 18 yd. run (S.Hauschka kick) (8-80, 4:15)	7	0
Rams	1	4:59	G.Zuerlein 58 yd. Field Goal (10-40, 5:46)	7	3
Rams	2	1:11	D.Amendola 2 yd. pass from J.Hekker (G.Zuerlein kick) (12-52, 6:12)	7	10
Rams	2	0:00	G.Zuerlein 48 yd. Field Goal (4-16, 0:34)	7	13
Rams	3	13:46	G.Zuerlein 60 yd. Field Goal (4-6, 1:14)	7	16
Seahawks	3	4:10	S.Hauschka 31 yd. Field Goal (13-75, 7:15)	10	16
Seahawks	4	13:03	S.Hauschka 30 yd. Field Goal (8-43, 3:45)	13	16
Rams	4	6:07	G.Zuerlein 24 yd. Field Goal (15-74, 6:56)	13	19

	SEAHAWKS	RAMS		SEAHAWKS	RAMS
TOTAL FIRST DOWNS	19	15	FGs - PATs Had Blocked	0-0	0-0
By Rushing	11	2	Net Punting Average	39.5	38.8
By Passing	8	13	TOTAL RETURN YARDAGE	30	58
By Penalty	0	0	No. and Yards Punt Returns	2-1	1-18
THIRD DOWN EFFICIENCY	2-9-22%	5-13-38%	No. and Yards Kickoff Returns	1-69	1-10
FOURTH DOWN EFFICIENCY	0-0-0%	1-1-100%	No. and Yards Interception Returns	1-29	3-40
TOTAL NET YARDS	319	286	PENALTIES Number and Yards	5-55	6-37
Total Offensive Plays	61	60	FUMBLEs Number and Lost	0-0	0-0
Average gain per offensive play	5.2	4.8	TOUCHDOWNS	1	1
NET YARDS RUSHING	179	75	Rushing	1	0
Total Rushing Plays	34	27	Passing	0	1
Average gain per rushing play	5.3	2.8	EXTRA POINTS Made-Attempts	1-1	1-1
Tackles for a loss-number and yards	3-9	6-17	Kicking Made-Attempts	1-1	1-1
NET YARDS PASSING	140	211	FIELD GOALS Made-Attempts	2-2	4-4
Times thrown	2-20	2-12	RED ZONE EFFICIENCY	1-3-33%	1-2-50%
Gross yards passing	160	223	GOAL TO GO EFFICIENCY	0-0-0%	1-2-50%
PASS ATT-COMP-HAD INT	25-17-3	31-17-1	SAFETIES	0	0
Avg gain per pass play	5.2	6.4	FINAL SCORE	13	19
KICKOFFS #-In End Zone-TB	4-3-2	5-5-4	TIME OF POSSESSION	29:52	30:08
PUNTS Number and Average	4-49.0	4-39.0			
Had Blocked	0	0			

SEATTLE SEAHAWKS								ST. LOUIS RAMS													
RUSHING				ATT	YDS	AVG	LG	TD	RUSHING				ATT	YDS	AVG	LG	TD				
M. Lynch				20	118	5.9	18	1	S. Jackson				18	55	3.1	23	0				
R. Turbin				6	45	7.5	13	0	D. Richardson				6	16	2.7	8	0				
R. Wilson				7	14	2.0	8	0	D. Amendola				1	6	6.0	6	0				
L. Washington				1	2	2.0	2	0	S. Bradford				2	-2	-1.0	-1	0				
Total				34	179	5.3	18	1	Total				27	75	2.8	23	0				
PASSING				ATT	CMP	YDS	SK/YD	TD	LG	IN	PASSING				ATT	CMP	YDS	SK/YD	TD	LG	IN
R. Wilson				25	17	160	2/20	0	17	3	S. Bradford				30	16	221	2/12	0	52	1
Total				25	17	160	2/20	0	17	3	J. Hekker				1	1	2	0/0	1	2	0
											Total				31	17	223	2/12	1	52	1
RECEIVING				NO	YDS	AVG	LG	TD	RECEIVING				NO	YDS	AVG	LG	TD				
S. Rice				4	41	10.3	17	0	D. Amendola				6	55	9.2	15	1				
M. Lynch				4	37	9.3	16	0	B. Gibson				2	28	14.0	14	0				
Z. Miller				3	32	10.7	13	0	L. Kendricks				2	22	11.0	26	0				
A. McCoy				2	20	10.0	15	0	A. Pettis				2	22	11.0	17	0				
R. Turbin				2	13	6.5	7	0	D. Richardson				2	13	6.5	11	0				
D. Baldwin				1	10	10.0	10	0	C. Givens				1	52	52.0	52	0				
G. Gate				1	7	7.0	7	0	B. Quick				1	19	19.0	19	0				
Total				17	160	9.4	17	0	S. Jackson				1	12	12.0	12	0				
									Total				17	223	13.1	52	1				
INTERCEPTIONS				NO	YDS	AVG	LG	TD	INTERCEPTIONS				NO	YDS	AVG	LG	TD				
R. Sherman				1	29	29.0	29	0	R. McIntosh				1	34	34.0	34	0				
Total				1	29	29.0	29	0	T. Johnson				1	4	4.0	4	0				
PUNTING				NO	YDS	AVG	NET	TB/20	LG	PUNTING				NO	YDS	AVG	NET	TB/20	LG		
J. Ryan				4	196	49.0	39.5	1/0	62	J. Hekker				4	156	39.0	38.8	0/1	48		
Total				4	196	49.0	39.5	1/0	62	Total				4	156	39.0	38.8	0/1	48		
PUNT RETURNS				NO	YDS	AVG	FC	LG	TD	PUNT RETURNS				NO	YDS	AVG	FC	LG	TD		
L. Washington				2	1	0.5	2	4	0	D. Amendola				1	18	18.0	0	18	0		
Total				2	1	0.5	2	4	0	Total				1	18	18.0	0	18	0		
KICKOFF RETURNS				NO	YDS	AVG	FC	LG	TD	KICKOFF RETURNS				NO	YDS	AVG	FC	LG	TD		
L. Washington				1	69	69.0	0	69	0	D. Amendola				1	12	12.0	0	12	0		
Total				1	69	69.0	0	69	0	C. Givens				0	-2	0.0	0	-2	0		
										Total				1	10	10.0	0	12	0		

[illegible]









PLAYER	T	S	A	S-YDS	I-YDS	PD	FF	FR
J. Laurinaitis	14	13	1	0-0	0-0	0	0	0
O. Mikell	10	7	3	0-0	0-0	0	0	0
J. Jenkins	8	7	1	0-0	0-0	0	0	0
M. Brockers	7	4	3	1-4	0-0	0	0	0
J. Dunbar	7	2	5	0-0	0-0	0	0	0
C. Finnegan	6	5	1	0-0	0-0	0	0	0
B. Fletcher	6	5	1	0-0	0-0	0	0	0
J. Cudjo	4	1	3	0-0	0-0	0	0	0
C. Dahl	4	1	3	0-0	0-0	1	0	0
K. Langford	3	3	0	0-0	0-0	0	0	0



# LAST WEEK'S GAMEBOOK

# National Football League Game Summary

NFL Copyright © 2012 by The National Football League. All rights reserved. This summary and play-by-play is for the express purpose of assisting media in their coverage of the game; any other use of this material is prohibited without the written permission of the National Football League. Updated: 10/21/2012

Date: Sunday, 10/21/2012 **Green Bay Packers at St. Louis Rams** Start Time: 12:00 PM CDT  
at Edward Jones Dome, St. Louis, Missouri

## Game Day Weather

Played Dome on Turf: Artificial Outdoor Weather: Sunny, high 78 degrees,

## Officials

Referee: Vinovich, Bill (52) Umpire: Jenkins, Darrell (76) Head Linesman: McKenzie, Dana (8)  
Line Judge: Hussey, John (35) Side Judge: Carlsen, Don (39) Field Judge: Lucivansky, Jon (89)  
Back Judge: Vernatchi, Rob (75) Replay Official: Moore, Tommy

## Lineups

Green Bay Packers				St. Louis Rams			
Offense		Defense		Offense		Defense	
WR	89 Ja.Jones	NT	79 R.Pickett	WR	11 B.Gibson	LDE	91 C.Long
LT	74 M.Newhouse	RDE	98 C.Wilson	LT	68 J.Barksdale	LDT	98 K.Langford
LG	70 T.Lang	LOLB	93 E.Walden	LG	66 Sh.Smith	RDT	90 M.Brockers
C	63 J.Saturday	BLB	50 A.Hawk	C	59 R.Turner	RDE	94 R.Quinn
RG	71 J.Sitton	MLB	59 B.Jones	RG	62 H.Dahl	CB	32 B.Fletcher
RT	75 B.Bulaga	ROLB	52 C.Matthews	RT	79 B.Richardson	MLB	55 J.Laurinaitis
TE	88 J.Finley	LCB	38 T.Williams	TE	88 L.Kendricks	WLB	58 J.Dunbar
WR	87 J.Nelson	RCB	29 C.Hayward	WR	18 A.Pettis	LCB	31 C.Finnegan
QB	12 A.Rodgers	SS	21 C.Woodson	QB	8 S.Bradford	RCB	21 J.Jenkins
RB	20 A.Green	FS	42 M.Burnett	RB	39 S.Jackson	SS	43 C.Dahl
WR	18 R.Cobb	S	43 M.Jennings	WR	13 C.Givens	FS	27 Q.Mikell

## Substitutions

K 2 M.Crosby, P 8 T.Masthay, WR 11 J.Boykin, S 22 J.McMillian, CB 24 J.Bush, S 28 S.Richardson, FB 30 J.Kuhn, CB 31 D.House, LB 49 R.Francois, LB 54 D.Moses, LB 56 T.Manning, LB 57 J.Lattimore, LS 61 B.Goode, C/G 62 E.Dietrich-Smith, G/T 67 D.Barclay, DE 76 M.Daniels, WR 80 D.Driver, TE 82 R.Taylor, TE 83 T.Crabtree, TE 84 D.Williams, DE 96 M.Neal, DE 99 J.Worthy

## Substitutions

K 4 G.Zuerlein, P 6 J.Hekker, WR 12 S.Smith, S 20 D.Stewart, CB 22 T.Johnson, S 23 R.McLeod, RB 24 I.Pead, RB 26 D.Richardson, S 37 M.Daniels, LS 44 J.McQuaide, FB 49 B.Miller, LB 50 R.McIntosh, LB 52 J.Cole, LB 56 J.Hull, G 61 T.Barnes, G 69 Q.Ojinnaka, TE 82 M.Mulligan, WR 83 B.Quick, TE 89 M.McNeill, DE 92 E.Sims, DT 93 J.Cudjo, DE 95 W.Hayes, DT 96 K.Heard

## Did Not Play

QB 6 G.Harrell, RB 44 J.Starks

## Did Not Play

QB 10 K.Clemens

## Not Active

RB 34 J.White, CB 37 S.Shields, LB 53 N.Perry, G 64 G.Van Roten, WR 85 G.Jennings, DT 90 B.Raji

## Not Active

QB 9 A.Davis, WR 16 D.Amendola, RB 42 T.Ganaway, LB 51 M.Haggan, DT 71 M.Conrath, T 72 W.Hunter, T 76 R.Saffold

## Field Goals (made ( ) & missed)

M.Crosby		(47) 58WR (23) (48)	G.Zuerlein		(50) (43)		
			1	2	3	4	OT
VISITOR:	Green Bay Packers		10	0	7	13	0
HOME:	St. Louis Rams		3	3	0	14	0
							Total
							30
							20

## Scoring Plays

Team	Qtr	Time	Play Description (Extra Point) (Drive Info)	Visitor	Home
Rams	1	7:38	G.Zuerlein 50 yd. Field Goal (7-23, 3:03)	0	3
Packers	1	5:23	J.Nelson 3 yd. pass from A.Rodgers (M.Crosby kick) (5-80, 2:15)	7	3
Packers	1	2:17	M.Crosby 47 yd. Field Goal (6-20, 3:06)	10	3
Rams	2	0:40	G.Zuerlein 43 yd. Field Goal (12-65, 5:22)	10	6
Packers	3	8:04	R.Cobb 5 yd. pass from A.Rodgers (M.Crosby kick) (12-80, 6:56)	17	6
Packers	4	11:52	M.Crosby 23 yd. Field Goal (10-37, 4:25)	20	6
Rams	4	8:50	S.Jackson 6 yd. run (G.Zuerlein kick) (6-80, 3:02)	20	13
Packers	4	3:06	R.Cobb 39 yd. pass from A.Rodgers (M.Crosby kick) (10-80, 5:44)	27	13
Packers	4	1:49	M.Crosby 48 yd. Field Goal (4--2, 0:18)	30	13
Rams	4	0:15	A.Pettis 3 yd. pass from S.Bradford (G.Zuerlein kick) (10-77, 1:34)	30	20

# National Football League Game Summary

NFL Copyright © 2012 by The National Football League. All rights reserved. This summary and play-by-play is for the express purpose of assisting media in their coverage of the game; any other use of this material is prohibited without the written permission of the National Football League.

Updated: 10/21/2012

Paid Attendance: 64,359

Time: 3:02

Green Bay Packers vs St. Louis Rams  
10/21/2012 at Edward Jones Dome

# Final Individual Statistics

## Green Bay Packers

RUSHING	ATT	YDS	AVG	LG	TD
A.Green	20	35	1.8	15	0
R.Cobb	1	19	19.0	19	0
J.Kuhn	3	16	5.3	9	0
A.Rodgers	2	0	0.0	1	0
Total	26	70	2.7	19	0

PASSING	ATT	CMP	YDS	SK/YD	TD	LG	IN	RT
A.Rodgers	37	30	342	3/10	3	52	0	132.2
Total	37	30	342	3/10	3	52	0	132.2

PASS RECEIVING	TAR	REC	YDS	AVG	LG	TD
J.Nelson	9	8	122	15.3	52	1
R.Cobb	8	8	89	11.1	39	2
Ja.Jones	10	6	53	8.8	17	0
A.Green	5	4	29	7.3	13	0
J.Finley	2	2	31	15.5	18	0
J.Kuhn	1	1	16	16.0	16	0
D.Driver	1	1	2	2.0	2	0
Total	36	30	342	11.4	52	3

INTERCEPTIONS	NO	YDS	AVG	LG	TD
C.Hayward	1	0	0.0	0	0
Total	1	0	0.0	0	0

PUNTING	NO	YDS	AVG	NET	TB	IN20	LG
T.Masthay	3	116	38.7	38.7	0	2	42
Total	3	116	38.7	38.7	0	2	42

PUNT RETURNS	NO	YDS	AVG	FC	LG	TD
R.Cobb	1	15	15.0	1	15	0
Total	1	15	15.0	1	15	0

KICKOFF RETURNS	NO	YDS	AVG	FC	LG	TD
R.Cobb	1	23	23.0	0	23	0
[TOUCHBACK]	4	0	0.0	0	0	0
Total	1	23	23.0	0	23	0

## St. Louis Rams

RUSHING	ATT	YDS	AVG	LG	TD
S.Jackson	12	57	4.8	19	1
D.Richardson	8	36	4.5	11	0
C.Givens	1	14	14.0	14	0
I.Pead	1	1	1.0	1	0
Total	22	108	4.9	19	1

PASSING	ATT	CMP	YDS	SK/YD	TD	LG	IN	RT
S.Bradford	34	21	255	3/9	1	56	1	82.4
Total	34	21	255	3/9	1	56	1	82.4

PASS RECEIVING	TAR	REC	YDS	AVG	LG	TD
B.Gibson	7	5	60	12.0	15	0
S.Smith	6	4	26	6.5	10	0
C.Givens	5	3	73	24.3	56	0
D.Richardson	3	3	43	14.3	20	0
B.Quick	4	2	31	15.5	22	0
A.Pettis	3	2	17	8.5	14	1
L.Kendricks	4	2	5	2.5	5	0
B.Miller	1	0	0	0.0	0	0
Total	33	21	255	12.1	56	1

INTERCEPTIONS	NO	YDS	AVG	LG	TD
Total	0	0	0	0	0

PUNTING	NO	YDS	AVG	NET	TB	IN20	LG
J.Hekker	2	99	49.5	42.0	0	1	55
Total	2	99	49.5	42.0	0	1	55

PUNT RETURNS	NO	YDS	AVG	FC	LG	TD
A.Pettis	0	0	0.0	3	0	0
Total	0	0	0.0	3	0	0

KICKOFF RETURNS	NO	YDS	AVG	FC	LG	TD
C.Givens	2	50	25.0	0	27	0
I.Pead	1	32	32.0	0	32	0
[TOUCHBACK]	3	0	0.0	0	0	0
Total	3	82	27.3	0	32	0

## Green Bay Packers

FUMBLES	FUM	LOST	OWN-REC	YDS	TD	FORCED	OPP-REC	YDS	TD	OUT-BDS
Total	0	0	0	0	0	0	0	0	0	0

## St. Louis Rams

FUMBLES	FUM	LOST	OWN-REC	YDS	TD	FORCED	OPP-REC	YDS	TD	OUT-BDS
R.Turner	1	0	0	0	0	0	0	0	0	0
S.Bradford	0	0	1	0	0	0	0	0	0	0
Total	1	0	1	0	0	0	0	0	0	0



**Green Bay Packers vs St. Louis Rams**  
**10/21/2012 at Edward Jones Dome**

# Final Team Statistics

	<b>Visitor Packers</b>	<b>Home Rams</b>
TOTAL FIRST DOWNS	22	19
By Rushing	2	7
By Passing	18	11
By Penalty	2	1
THIRD DOWN EFFICIENCY	9-15-60%	4-11-36%
FOURTH DOWN EFFICIENCY	0-0-0%	1-3-33%
TOTAL NET YARDS	402	354
Total Offensive Plays (inc. times thrown passing)	66	59
Average gain per offensive play	6.1	6.0
NET YARDS RUSHING	70	108
Total Rushing Plays	26	22
Average gain per rushing play	2.7	4.9
Tackles for a loss-number and yards	4-9	1-5
NET YARDS PASSING	332	246
Times thrown - yards lost attempting to pass	3-10	3-9
Gross yards passing	342	255
PASS ATTEMPTS-COMPLETIONS-HAD INTERCEPTED	37-30-0	34-21-1
Avg gain per pass play (inc.# thrown passing)	8.3	6.6
KICKOFFS Number-In End Zone-Touchbacks	7-6-3	5-5-4
PUNTS Number and Average	3-38.7	2-49.5
Had Blocked	0	0
FGs - PATs Had Blocked	0-0	0-0
Net Punting Average	38.7	42.0
TOTAL RETURN YARDAGE (Not Including Kickoffs)	15	0
No. and Yards Punt Returns	1-15	0-0
No. and Yards Kickoff Returns	1-23	3-82
No. and Yards Interception Returns	1-0	0-0
PENALTIES Number and Yards	3-30	6-30
FUMBLES Number and Lost	0-0	1-0
TOUCHDOWNS	3	2
Rushing	0	1
Passing	3	1
EXTRA POINTS Made-Attempts	3-3	2-2
Kicking Made-Attempts	3-3	2-2
FIELD GOALS Made-Attempts	3-4	2-2
RED ZONE EFFICIENCY	2-3-67%	2-3-67%
GOAL TO GO EFFICIENCY	2-3-67%	1-1-100%
SAFETIES	0	0
FINAL SCORE	30	20
TIME OF POSSESSION	32:58	27:02

## Ball Possession And Drive Chart

### Green Bay Packers

#	Time Recd	Time Lost	Time Poss	How Ball Obtained	Drive Began	# Play	Yds Gain	Yds Pen	Net Yds	1st Down	Last Scrm	How Given Up
1	12:15	10:41	1:34	Punt	GB 10	3	3	0	3	0	GB 13	Punt
2	7:38	5:23	2:15	Kickoff	GB 20	5	77	3	80	4	* SL 3	Touchdown
3	5:23	2:17	3:06	Onside Kick	SL 49	6	20	0	20	1	SL 29	Field Goal
4	10:21	6:02	4:19	Downs	GB 15	8	36	0	36	2	SL 49	Punt
5	0:40	0:00	0:40	Kickoff	GB 15	6	50	-5	45	2	SL 40	Missed FG
6	15:00	8:04	6:56	Kickoff	GB 20	12	80	0	80	5	* SL 5	Touchdown
7	4:51	1:25	3:26	Punt	GB 32	5	24	0	24	1	SL 44	Punt
8	1:17	11:52	4:25	Interception	SL 42	10	35	2	37	3	* SL 5	Field Goal
9	8:50	3:06	5:44	Kickoff	GB 20	10	80	0	80	4	SL 39	Touchdown
10	2:07	1:49	0:18	Downs	SL 28	4	-2	0	-2	0	SL 30	Field Goal
11	0:15	0:00	0:15	Kickoff	GB 20	1	-1	0	-1	0	GB 20	End of Game

(333) Average GB 30

### St. Louis Rams

#	Time Recd	Time Lost	Time Poss	How Ball Obtained	Drive Began	# Play	Yds Gain	Yds Pen	Net Yds	1st Down	Last Scrm	How Given Up
1	15:00	12:15	2:45	Kickoff	SL 20	5	26	0	26	1	SL 46	Punt
2	10:41	7:38	3:03	Punt	SL 45	7	23	0	23	1	GB 32	Field Goal
3	2:17	10:21	6:56	Kickoff	SL 20	11	71	-5	66	4	* GB 14	Downs
4	6:02	0:40	5:22	Punt	SL 10	12	70	-5	65	4	GB 25	Field Goal
5	8:04	4:51	3:13	Kickoff	SL 20	5	-7	15	8	1	SL 28	Punt
6	1:25	1:17	0:08	Punt	SL 9	1	0	0	0	0	SL 9	Interception
7	11:52	8:50	3:02	Kickoff	SL 20	6	80	0	80	3	* GB 6	Touchdown
8	3:06	2:07	0:59	Kickoff	SL 19	4	9	0	9	0	SL 24	Downs
9	1:49	0:15	1:34	Kickoff	SL 23	10	82	-5	77	5	* GB 3	Touchdown

(186) Average SL 21

\* inside opponent's 20

### Time of Possession by Quarter

	1st	2nd	3rd	4th	OT	Total
<b>Visitor</b> Green Bay Packers	6:55	4:59	11:39	9:25		32:58
<b>Home</b> St. Louis Rams	8:05	10:01	3:21	5:35		27:02

### Kickoff Drive No.-Start Average

Packers: 5 - GB 19

Rams: 6 - SL 20

Green Bay Packers vs St. Louis Rams  
10/21/2012 at Edward Jones Dome

# Final Defensive Statistics

## Green Bay Packers

### Regular Defensive Plays

### Special Teams

### Misc

	TKL	AST	COMB	SK	/ YDS	TFL	Q	IN	PD	FF	FR	TKL	AST	FF	FR	BL	TKL	AST	FF	FR
E.Walden	8	1	9	1	0	1	2	0	0	0	0	0	0	0	0	0	0	0	0	0
M.Burnett	5	0	5	0	0	0	0	0	0	0	0	0	0	0	0	0	0	0	0	0
A.Hawk	4	1	5	0	0	0	0	0	0	0	0	0	0	0	0	0	0	0	0	0
T.Williams	4	1	5	0	0	0	0	0	0	0	0	0	0	0	0	0	0	0	0	0
C.Woodson	3	2	5	0	0	0	0	0	0	0	0	0	0	0	0	0	0	0	0	0
C.Hayward	3	0	3	0	0	0	0	1	1	0	0	0	0	0	0	0	0	0	0	0
R.Pickett	3	0	3	0	0	1	0	0	0	0	0	0	0	0	0	0	0	0	0	0
M.Jennings	2	1	3	0	0	0	0	0	0	0	0	1	0	0	0	0	0	0	0	0
C.Matthews	2	0	2	1	9	1	1	0	0	0	0	0	0	0	0	0	0	0	0	0
B.Jones	2	0	2	0	0	0	1	0	0	0	0	0	0	0	0	0	0	0	0	0
D.House	2	0	2	0	0	0	0	0	1	0	0	0	0	0	0	0	0	0	0	0
D.Moses	1	0	1	1	0	0	1	0	0	0	0	0	0	0	0	0	0	0	0	0
C.Wilson	1	0	1	0	0	0	0	0	0	0	0	0	0	0	0	0	0	0	0	0
M.Neal	0	1	1	0	0	0	0	0	0	0	0	0	0	0	0	0	0	0	0	0
J.McMillian	0	1	1	0	0	0	0	0	0	0	0	0	0	0	0	0	0	0	0	0
J.Worthy	0	0	0	0	0	0	1	0	0	0	0	0	0	0	0	0	0	0	0	0
J.Bush	0	0	0	0	0	0	0	0	0	0	0	1	0	0	0	0	0	0	0	0
T.Manning	0	0	0	0	0	0	0	0	0	0	0	1	0	0	0	0	0	0	0	0
<b>Total</b>	<b>40</b>	<b>8</b>	<b>48</b>	<b>3</b>	<b>9</b>	<b>3</b>	<b>6</b>	<b>1</b>	<b>2</b>	<b>0</b>	<b>0</b>	<b>3</b>	<b>0</b>	<b>0</b>	<b>0</b>	<b>0</b>	<b>0</b>	<b>0</b>	<b>0</b>	<b>0</b>

TKL = Tackle AST = Assist COMB = Combined QH=QB Hit IN = Interception PD = Pass Defense FF = Forced Fumble FR = Fumble Recovery

## St. Louis Rams

### Regular Defensive Plays

### Special Teams

### Misc

	TKL	AST	COMB	SK	/ YDS	TFL	QH	IN	PD	FF	FR	TKL	AST	FF	FR	BL	TKL	AST	FF	FR
J.Laurinaitis	13	1	14	0	0	0	0	0	0	0	0	0	0	0	0	0	0	0	0	0
J.Jenkins	7	1	8	0	0	0	0	0	0	0	0	0	0	0	0	0	0	0	0	0
C.Finnegan	5	1	6	0	0	0	0	0	0	0	0	0	0	0	0	0	0	0	0	0
Q.Mikell	5	1	6	0	0	0	0	0	0	0	0	0	0	0	0	0	0	0	0	0
B.Fletcher	4	2	6	0	0	0	0	0	0	0	0	0	0	0	0	0	0	0	0	0
M.Brockers	4	0	4	1	4	3	1	0	0	0	0	0	0	0	0	0	0	0	0	0
C.Dahl	0	3	3	0	0	0	0	0	1	0	0	0	1	0	0	0	0	0	0	0
R.McIntosh	2	0	2	0	0	0	0	0	0	0	0	0	1	0	0	0	0	0	0	0
J.Cudjo	2	0	2	0	0	0	0	0	0	0	0	0	0	0	0	0	0	0	0	0
J.Dunbar	2	0	2	0	0	1	0	0	0	0	0	0	0	0	0	0	0	0	0	0
J.Cole	2	0	2	0	0	0	0	0	0	0	0	0	0	0	0	0	0	0	0	0
R.Quinn	1	0	1	1	4	1	3	0	1	0	0	0	0	0	0	0	0	0	0	0
W.Hayes	1	0	1	1	2	1	1	0	0	0	0	0	0	0	0	0	0	0	0	0
K.Langford	1	0	1	0	0	1	0	0	0	0	0	0	0	0	0	0	0	0	0	0
K.Heard	1	0	1	0	0	0	0	0	0	0	0	0	0	0	0	0	0	0	0	0
C.Long	0	1	1	0	0	0	0	0	0	0	0	0	0	0	0	0	0	0	0	0
T.Johnson	0	0	0	0	0	0	0	0	1	0	0	0	0	0	0	0	0	0	0	0
D.Stewart	0	0	0	0	0	0	0	0	0	0	0	1	0	0	0	0	0	0	0	0
C.Givens	0	0	0	0	0	0	0	0	0	0	0	0	0	0	0	0	1	0	0	0
S.Bradford	0	0	0	0	0	0	0	0	0	0	0	0	0	0	0	0	0	0	0	1
<b>Total</b>	<b>50</b>	<b>10</b>	<b>60</b>	<b>3</b>	<b>10</b>	<b>7</b>	<b>5</b>	<b>0</b>	<b>3</b>	<b>0</b>	<b>0</b>	<b>1</b>	<b>2</b>	<b>0</b>	<b>0</b>	<b>0</b>	<b>1</b>	<b>0</b>	<b>0</b>	<b>1</b>

## First Half Summary

## TIME OF POSSESSION

Packers	11:54
Rams	18:06

Scoring Plays					
Team	Qtr	Time	Play Description (Extra Point) (Drive Info)	Visitor	Home
Rams	1	7:38	G.Zuerlein 50 yd. Field Goal (7-23, 3:03)	0	3
Packers	1	5:23	J.Nelson 3 yd. pass from A.Rodgers (M.Crosby kick) (5-80, 2:15)	7	3
Packers	1	2:17	M.Crosby 47 yd. Field Goal (6-20, 3:06)	10	3
Rams	2	0:40	G.Zuerlein 43 yd. Field Goal (12-65, 5:22)	10	6

	Green Bay Packers	St. Louis Rams
TOTAL FIRST DOWNS	9	10
First Downs Rushing-Passing-by Penalty	1 - 7 - 1	5 - 5 - 0
THIRD DOWN EFFICIENCY	2-5-40%	3-7-43%
TOTAL NET YARDS	186	190
Total Offensive Plays	26	33
NET YARDS RUSHING	31	93
NET YARDS PASSING	155	97
Gross Yards Passing	165	97
Times thrown-yards lost attempting to pass	3-10	2-0
Pass Attempts-Completions-Had Intercepted	15 - 13 - 0	15 - 10 - 0
Punts-Number and Average	2 - 40.5	1 - 44
Penalties-Number and Yards	1 - 5	3 - 13
Fumbles-Number and Lost	0 - 0	1 - 0
Red Zone Efficiency	1-1-100%	0-1-0%
Average Drive Start	GB 22	SL 24

Green Bay Packers										St. Louis Rams															
RUSHING					ATT	YDS	AVG	LG	TD	RUSHING					ATT	YDS	AVG	LG	TD						
R.Cobb					1	19	19.0	19	0	S.Jackson					8	51	6.4	19	0						
A.Green					7	12	1.7	5	0	D.Richardson					6	27	4.5	11	0						
										C.Givens					1	14	14.0	14	0						
										I.Pead					1	1	1.0	1	0						
Total					8	31	3.9	19	0	Total					16	93	5.8	19	0						
PASSING					ATT	CMP	YDS	SK/YD	TD	LG	IN	RT	PASSING					ATT	CMP	YDS	SK/YD	TD	LG	IN	RT
A.Rodgers					15	13	165	3/10	1	52	0	134.7	S.Bradford					15	10	97	2/0	0	19	0	84.6
Total					15	13	165	3/10	1	52	0	134.7	Total					15	10	97	2/0	0	19	0	84.6
PASS RECEIVING					TAR	REC	YDS	AVG	LG	TD	PASS RECEIVING					TAR	REC	YDS	AVG	LG	TD				
J.Nelson					5	5	86	17.2	52	1	B.Gibson					5	4	55	13.8	15	0				
J.Finley					2	2	31	15.5	18	0	C.Givens					3	2	17	8.5	19	0				
R.Cobb					2	2	20	10.0	14	0	A.Pettis					2	1	14	14.0	14	0				
Ja.Jones					3	2	15	7.5	10	0	S.Smith					1	1	6	6.0	6	0				
A.Green					2	2	13	6.5	9	0	D.Richardson					1	1	5	5.0	5	0				
											L.Kendricks					3	1	0	0.0	0	0				
Total					14	13	165	12.7	52	1	Total					15	10	97	9.7	19	0				

[illegible]

## First Half Summary

## Play By Play

## First Quarter

10/21/2012

GB wins the coin toss and elects to defer. SL elects to Receive, and GB elects to defend the south goal.

M.Crosby kicks 73 yards from GB 35 to SL -8. C.Givens, Touchback.

**St. Louis Rams at 15:00**

1-10-SL 20 (15:00) S.Jackson right tackle to SL 25 for 5 yards (E.Walden).  
 2-5-SL 25 (14:27) C.Givens right end to SL 39 for 14 yards (M.Jennings).  
1-10-SL 39 (13:46) S.Jackson right tackle to SL 45 for 6 yards (A.Hawk).  
 2-4-SL 45 (13:11) S.Jackson right tackle to SL 46 for 1 yard (R.Pickett).  
 3-3-SL 46 (12:29) (Shotgun) S.Bradford pass incomplete deep left to L.Kendricks.  
 4-3-SL 46 (12:24) J.Hekker punts 44 yards to GB 10, Center-J.McQuaide, fair catch by R.Cobb.

R1

**Green Bay Packers at 12:15**

1-10-GB 10 (12:15) (Shotgun) A.Green right tackle to GB 9 for -1 yards (K.Langford).  
 2-11-GB 9 (11:51) (No Huddle, Shotgun) A.Rodgers sacked at GB 5 for -4 yards (R.Quinn).  
*Penalty on GB-M.Newhouse, Offensive Holding, declined.*  
 3-15-GB 5 (11:29) (Shotgun) A.Rodgers pass short left to J.Nelson to GB 13 for 8 yards (C.Finnegan).  
 4-7-GB 13 (10:56) T.Masthay punts 43 yards to SL 44, Center-B.Goode, fair catch by A.Pettis.  
*Penalty on SL-J.Hull, Offensive Holding, offsetting, enforced at GB 13 - No Play.*  
*Penalty on GB-J.Bush, Unsportsmanlike Conduct, offsetting.*  
 4-7-GB 13 (10:49) T.Masthay punts 42 yards to SL 45, Center-B.Goode, fair catch by A.Pettis.

**St. Louis Rams at 10:41**

1-10-SL 45 (10:41) S.Bradford pass incomplete short left to L.Kendricks.  
 2-10-SL 45 (10:37) (Shotgun) S.Bradford sacked at SL 45 for 0 yards (E.Walden).  
 3-10-SL 45 (9:57) (Shotgun) S.Bradford pass short middle to B.Gibson to GB 40 for 15 yards (M.Burnett).  
1-10-GB 40 (9:12) D.Richardson up the middle to GB 37 for 3 yards (B.Jones).  
 2-7-GB 37 (8:33) S.Bradford pass incomplete deep left to A.Pettis.  
 3-7-GB 37 (8:23) (Shotgun) S.Bradford pass short left to D.Richardson to GB 32 for 5 yards (C.Woodson; M.Neal).  
 4-2-GB 32 **(7:42) G.Zuerlein 50 yard field goal is GOOD, Center-J.McQuaide, Holder-J.Hekker.**

P2

**GB 0 SL 3, 7 plays, 23 yards, 3:03 drive, 7:22 elapsed**

G.Zuerlein kicks 74 yards from SL 35 to GB -9. R.Cobb, Touchback.

**Green Bay Packers at 7:38**

1-10-GB 20 (7:38) (Shotgun) A.Rodgers pass short middle to J.Nelson to GB 35 for 15 yards (J.Jenkins).  
1-10-GB 35 (7:17) (No Huddle, Shotgun) A.Rodgers pass short left to A.Green to GB 44 for 9 yards (B.Fletcher) [R.Quinn].  
 2-1-GB 44 (6:50) (No Huddle, Shotgun) A.Green left guard to GB 42 for -2 yards (M.Brockers).  
 3-3-GB 42 (6:22) (No Huddle, Shotgun) A.Rodgers pass deep right to J.Nelson pushed ob at SL 6 for 52 yards (J.Jenkins).  
*Penalty on SL-C.Long, Defensive Offside, declined.*  
1-6-SL 6 (5:57) (Shotgun) A.Rodgers sacked at SL 17 for -11 yards (K.Langford).  
*PENALTY on SL-C.Dahl, Illegal Contact, 3 yards, enforced at SL 6 - No Play.*  
1-3-SL 3 **(5:28) (Shotgun) A.Rodgers pass short left to J.Nelson for 3 yards, TOUCHDOWN.**  
 M.Crosby extra point is GOOD, Center-B.Goode, Holder-T.Masthay.

P1

P2

X3

P4

**GB 7 SL 3, 5 plays, 80 yards, 1 penalty, 2:15 drive, 9:37 elapsed**

M.Crosby kicks onside 16 yards from GB 35 to SL 49. RECOVERED by GB-J.Lattimore. SL-T.Johnson was injured during the play.

**Green Bay Packers at 5:23, (1st play from scrimmage 5:18)**

1-10-SL 49 (5:18) A.Green left tackle to SL 47 for 2 yards (M.Brockers).  
 2-8-SL 47 (4:41) (Shotgun) R.Cobb left end pushed ob at SL 28 for 19 yards (B.Fletcher).  
1-10-SL 28 (4:03) (Shotgun) A.Rodgers sacked at SL 30 for -2 yards (W.Hayes).  
 2-12-SL 30 (3:37) (No Huddle, Shotgun) A.Green left end to SL 25 for 5 yards (J.Laurinaitis). Lateral backwards pass by A. Rogers.  
 3-7-SL 25 (2:56) (Shotgun) A.Rodgers sacked at SL 29 for -4 yards (M.Brockers).  
 4-11-SL 29 **(2:23) M.Crosby 47 yard field goal is GOOD, Center-B.Goode, Holder-T.Masthay.**

R5

**GB 10 SL 3, 6 plays, 20 yards, 3:06 drive, 12:43 elapsed**

M.Crosby kicks 68 yards from GB 35 to SL -3. C.Givens to SL 20 for 23 yards (J.Bush).

**St. Louis Rams at 2:17, (1st play from scrimmage 2:11)**

1-10-SL 20 (2:11) D.Richardson right tackle to SL 22 for 2 yards (E.Walden).



Green Bay Packers vs St. Louis Rams at Edward Jones Dome

2-8-SL 22	(1:37) D.Richardson up the middle to SL 28 for 6 yards (C.Woodson).																																					
3-2-SL 28	(:51) D.Richardson left guard to SL 32 for 4 yards (C.Matthews).	R3																																				
<u>1-10-SL 32</u>	(:09) S.Bradford pass deep right to C.Givens to GB 49 for 19 yards (C.Woodson). Flea Flicker.	P4																																				
END OF QUARTER																																						
	<table><tr><th></th><th>Score</th><th>Time Poss</th><th colspan="4">First Downs</th><th colspan="2">Efficiencies</th></tr><tr><th></th><th></th><th></th><th>R</th><th>P</th><th>X</th><th>T</th><th>3 Down</th><th>4 Down</th></tr><tr><td>Green Bay Packers</td><td>10</td><td>6:55</td><td>1</td><td>3</td><td>1</td><td>5</td><td>1/3</td><td>0/0</td></tr><tr><td>St. Louis Rams</td><td>3</td><td>8:05</td><td>2</td><td>2</td><td>0</td><td>4</td><td>2/4</td><td>0/0</td></tr></table>		Score	Time Poss	First Downs				Efficiencies					R	P	X	T	3 Down	4 Down	Green Bay Packers	10	6:55	1	3	1	5	1/3	0/0	St. Louis Rams	3	8:05	2	2	0	4	2/4	0/0	
	Score	Time Poss	First Downs				Efficiencies																															
			R	P	X	T	3 Down	4 Down																														
Green Bay Packers	10	6:55	1	3	1	5	1/3	0/0																														
St. Louis Rams	3	8:05	2	2	0	4	2/4	0/0																														

## Second Quarter

10/21/2012

## Play By Play

St. Louis Rams continued.

<u>1-10-GB 49</u>	(15:00) D.Richardson right end to GB 38 for 11 yards (B.Jones).	R5
<u>1-10-GB 38</u>	(14:21) D.Richardson left end to GB 37 for 1 yard (C.Woodson; E.Walden).	
2-9-GB 37	(13:40) S.Bradford pass short left to B.Gibson pushed ob at GB 22 for 15 yards (C.Hayward) [E.Walden].	P6
<u>1-10-GB 22</u>	(13:08) S.Bradford pass short right to C.Givens to GB 24 for -2 yards (E.Walden).	
	Timeout #1 by SL at 12:23.	
2-12-GB 24	(12:23) (Shotgun) I.Pead right end to GB 23 for 1 yard (M.Burnett).	
3-11-GB 23	(11:39) (Shotgun) <i>PENALTY on SL-J.Barksdale, False Start, 5 yards, enforced at GB 23 - No Play.</i>	
3-16-GB 28	(11:15) (Shotgun) S.Bradford pass short right to A.Pettis to GB 14 for 14 yards (T.Williams).	
4-2-GB 14	(10:32) S.Bradford pass incomplete short left to B.Gibson (D.House).	

## Green Bay Packers at 10:21

1-10-GB 15	(10:21) A.Green left tackle to GB 17 for 2 yards (C.Long; J.Laurinaitis). SL-E.Sims was injured during the play.	
2-8-GB 17	(9:54) A.Rodgers pass short right to Ja.Jones to GB 27 for 10 yards (J.Jenkins).	P6
<u>1-10-GB 27</u>	(9:25) (No Huddle, Shotgun) A.Green right guard to GB 30 for 3 yards (J.Laurinaitis).	
2-7-GB 30	(8:47) (Shotgun) A.Rodgers pass short right to A.Green to GB 34 for 4 yards (J.Jenkins).	
3-3-GB 34	(8:10) (No Huddle, Shotgun) A.Rodgers pass short left to J.Nelson to GB 42 for 8 yards (B.Fletcher).	P7
<u>1-10-GB 42</u>	(7:36) (No Huddle) A.Green left tackle to GB 45 for 3 yards (K.Heard).	
2-7-GB 45	(6:54) (No Huddle, Shotgun) A.Rodgers pass short right to R.Cobb to SL 49 for 6 yards (C.Finnegan).	
3-1-SL 49	(6:15) (No Huddle, Shotgun) A.Rodgers pass incomplete deep right to Ja.Jones.	
4-1-SL 49	(6:10) T.Masthay punts 39 yards to SL 10, Center-B.Goode, fair catch by A.Pettis.	

## St. Louis Rams at 6:02

1-10-SL 10	(6:02) S.Jackson left tackle to SL 14 for 4 yards (C.Hayward).	
2-6-SL 14	(5:24) S.Jackson left end pushed ob at SL 33 for 19 yards (M.Jennings).	R7
<u>1-10-SL 33</u>	(4:45) <i>PENALTY on SL-S.Bradford, Delay of Game, 5 yards, enforced at SL 33 - No Play.</i>	
1-15-SL 28	(4:27) S.Bradford pass short middle to B.Gibson to SL 39 for 11 yards (T.Williams; A.Hawk).	
2-4-SL 39	(3:45) S.Bradford pass incomplete deep left to C.Givens [J.Worthy].	
3-4-SL 39	(3:36) (Shotgun) S.Bradford pass short right to S.Smith ran ob at SL 45 for 6 yards (T.Williams).	P8
<u>1-10-SL 45</u>	(3:09) S.Jackson left tackle to GB 44 for 11 yards (M.Burnett).	R9
<u>1-10-GB 44</u>	(2:33) S.Jackson right end to GB 41 for 3 yards (E.Walden).	

## Two-Minute Warning

2-7-GB 41	(2:00) S.Bradford pass short right to B.Gibson ran ob at GB 27 for 14 yards (T.Williams).	P10
<u>1-10-GB 27</u>	(1:54) (Shotgun) S.Bradford pass short right to L.Kendricks to GB 27 for no gain (A.Hawk).	
2-10-GB 27	(1:21) S.Jackson left tackle to GB 25 for 2 yards (E.Walden).	
	Timeout #1 by GB at 00:51.	
3-8-GB 25	(:51) (Shotgun) S.Bradford Aborted. R.Turner FUMBLES at GB 30, recovered by SL-S.Bradford at GB 35. S.Bradford sacked at GB 25 for 0 yards (D.Moses).	
4-8-GB 25	(:41) <b>G.Zuerlein 43 yard field goal is GOOD, Center-J.McQuaide, Holder-J.Hekker.</b>	

GB 10 SL 6, 12 plays, 65 yards, 5:22 drive, 14:20 elapsed

G.Zuerlein kicks 73 yards from SL 35 to GB -8. R.Cobb to GB 15 for 23 yards (D.Stewart).

## Green Bay Packers at 0:40, (1st play from scrimmage 0:36)

1-10-GB 15	(:36) (Shotgun) A.Rodgers pass short middle to J.Finley to GB 28 for 13 yards (J.Laurinaitis).	P8
	Timeout #2 by GB at 00:30.	
<u>1-10-GB 28</u>	(:30) <i>PENALTY on GB-B.Bulaga, False Start, 5 yards, enforced at GB 28 - No Play.</i>	
1-15-GB 23	(:30) A.Rodgers pass short middle to R.Cobb to GB 37 for 14 yards (Q.Mikell).	
	Timeout #3 by GB at 00:23.	
2-1-GB 37	(:23) (Shotgun) A.Rodgers pass short right to J.Finley ran ob at SL 45 for 18 yards (J.Laurinaitis).	P9
<u>1-10-SL 45</u>	(:17) (Shotgun) A.Rodgers pass short right to Ja.Jones to SL 40 for 5 yards (J.Jenkins).	
2-5-SL 40	(:03) A.Rodgers spiked the ball to stop the clock.	
	Timeout #2 by SL at 00:03.	
3-5-SL 40	(:03) M.Crosby 58 yard field goal is No Good, Wide Right, Center-B.Goode, Holder-T.Masthay.	

Green Bay Packers vs St. Louis Rams at Edward Jones Dome

END OF QUARTER

	Score	Time	First Downs				Efficiencies	
		Poss	R	P	X	T	3 Down	4 Down
Green Bay Packers	10	4:59	0	4	0	4	1/2	0/0
St. Louis Rams	6	10:01	3	3	0	6	1/3	0/1

Third Quarter

10/21/2012

Play By Play

GB elects to Receive, and SL elects to defend the North goal.  
G.Zuerlein kicks 73 yards from SL 35 to GB -8. R.Cobb, Touchback.

Green Bay Packers at 15:00

1-10-GB 20	(15:00) A.Green left tackle to GB 21 for 1 yard (J.Laurinaitis).	
2-9-GB 21	(14:24) (Shotgun) A.Rodgers up the middle to GB 22 for 1 yard (C.Finnegan).	
3-8-GB 22	(13:44) (Shotgun) A.Rodgers pass short left to J.Nelson to GB 40 for 18 yards (B.Fletcher; C.Dahl).	P10
<u>1-10-GB 40</u>	(13:09) A.Rodgers pass short left to Ja.Jones to SL 47 for 13 yards (Q.Mikell).	P11
<u>1-10-SL 47</u>	(12:36) J.Kuhn up the middle to SL 38 for 9 yards (Q.Mikell).	
2-1-SL 38	(12:03) A.Green right guard to SL 38 for no gain (Q.Mikell).	
3-1-SL 38	(11:17) (Shotgun) A.Rodgers pass deep right to Ja.Jones to SL 21 for 17 yards (J.Jenkins).	P12
<u>1-10-SL 21</u>	(10:45) (Shotgun) A.Green up the middle to SL 19 for 2 yards (J.Cudjo).	
2-8-SL 19	(10:13) (Shotgun) A.Rodgers pass short right to Ja.Jones to SL 17 for 2 yards (Q.Mikell).	
3-6-SL 17	(9:29) (Shotgun) A.Rodgers pass short left to J.Nelson to SL 8 for 9 yards (C.Finnegan) [R.Quinn].	P13
<u>1-8-SL 8</u>	(8:53) (Shotgun) A.Rodgers pass short right to A.Green to SL 5 for 3 yards (J.Dunbar).	
2-5-SL 5	<b>(8:10) A.Rodgers pass short middle to R.Cobb for 5 yards, TOUCHDOWN.</b>	P14
	M.Crosby extra point is GOOD, Center-B.Goode, Holder-T.Masthay.	

GB 17 SL 6, 12 plays, 80 yards, 6:56 drive, 6:56 elapsed

M.Crosby kicks 65 yards from GB 35 to end zone, Touchback.

St. Louis Rams at 8:04

1-10-SL 20	(8:04) S.Bradford pass incomplete short left to B.Miller.	
2-10-SL 20	(7:56) S.Bradford sacked at SL 11 for -9 yards (C.Matthews).	
3-19-SL 11	(7:20) (Shotgun) S.Bradford pass incomplete short right to S.Jackson (D.Moses).	
	<i>PENALTY on GB-D.Moses, Unnecessary Roughness, 15 yards, enforced at SL 11 - No Play.</i>	X11
<u>1-10-SL 26</u>	(7:13) S.Jackson left guard to SL 28 for 2 yards (A.Hawk).	
2-8-SL 28	(6:39) S.Jackson right end to SL 23 for -5 yards (R.Pickett).	
3-13-SL 23	(5:55) (Shotgun) S.Bradford pass short left to L.Kendricks to SL 28 for 5 yards (C.Hayward).	
4-8-SL 28	(5:08) J.Hekker punts 55 yards to GB 17, Center-J.McQuaide. R.Cobb to GB 32 for 15 yards (R.McIntosh; C.Dahl).	

Green Bay Packers at 4:51

1-10-GB 32	(4:51) (Shotgun) A.Rodgers pass short right to R.Cobb to GB 32 for no gain (J.Laurinaitis).	
2-10-GB 32	(4:15) (Shotgun) A.Green right guard to GB 47 for 15 yards (C.Finnegan; J.Jenkins).	R15
<u>1-10-GB 47</u>	(3:34) J.Kuhn right guard to SL 49 for 4 yards (J.Laurinaitis).	
2-6-SL 49	(2:53) A.Green up the middle to SL 46 for 3 yards (J.Laurinaitis).	
3-3-SL 46	(2:13) (Shotgun) A.Rodgers pass short left to D.Driver to SL 44 for 2 yards (B.Fletcher; C.Dahl).	
4-1-SL 44	(1:33) T.Masthay punts 35 yards to SL 9, Center-B.Goode, fair catch by A.Pettis.	

St. Louis Rams at 1:25

1-10-SL 9	(1:25) S.Bradford pass deep left intended for C.Givens INTERCEPTED by C.Hayward at SL 42. C.Hayward to SL 42 for no gain (C.Givens).	
-----------	--	--

Green Bay Packers at 1:17

1-10-SL 42	(1:17) (Shotgun) A.Rodgers pass incomplete short left to A.Green (R.Quinn).	
2-10-SL 42	(1:12) (Shotgun) A.Rodgers pass to A.Green to SL 29 for 13 yards.	
	<i>PENALTY on GB-B.Bulaga, Offensive Holding, 10 yards, enforced at SL 42 - No Play.</i>	
2-20-GB 48	(:50) (Shotgun) A.Rodgers pass short right to A.Green to SL 39 for 13 yards (J.Laurinaitis).	
3-7-SL 39	(:04) (Shotgun) <i>PENALTY on SL-C.Long, Neutral Zone Infraction, 5 yards, enforced at SL 39 - No Play.</i>	

END OF QUARTER

	Score	Time Poss	First Downs				Efficiencies	
			R	P	X	T	3 Down	4 Down
Green Bay Packers	17	11:39	1	5	0	6	3/4	0/0
St. Louis Rams	6	3:21	0	0	1	1	0/1	0/0

## Play By Play

## Fourth Quarter

10/21/2012

Green Bay Packers continued.

3-2-SL 34	(15:00) (Shotgun) A.Rodgers pass short right to Ja.Jones to SL 28 for 6 yards (J.Jenkins).	P16
<u>1-10-SL 28</u>	(14:26) (Shotgun) A.Rodgers pass short left to R.Cobb to SL 22 for 6 yards (B.Fletcher).	
2-4-SL 22	(13:54) A.Rodgers pass incomplete deep left to Ja.Jones (C.Dahl).	
3-4-SL 22	(13:46) (Shotgun) A.Rodgers pass short right to J.Nelson to SL 13 for 9 yards (C.Finnegan).	P17
	<i>PENALTY on SL-C.Finnegan, Unnecessary Roughness, 7 yards, enforced at SL 13.</i>	X18
<u>1-6-SL 6</u>	(13:28) A.Green up the middle to SL 5 for 1 yard (Q.Mikell; C.Dahl).	
2-5-SL 5	(12:43) A.Green right tackle to SL 5 for no gain (J.Laurinaitis).	
3-5-SL 5	(12:01) (Shotgun) A.Rodgers pass incomplete short right to Ja.Jones (T.Johnson).	
4-5-SL 5	<b>(11:55) M.Crosby 23 yard field goal is GOOD, Center-B.Goode, Holder-T.Masthay.</b>	

GB 20 SL 6, 10 plays, 37 yards, 2 penalties, 4:25 drive, 3:08 elapsed

M.Crosby kicks 72 yards from GB 35 to SL -7. C.Givens, Touchback.

## St. Louis Rams at 11:52, (1st play from scrimmage 11:50)

1-10-SL 20	(11:50) S.Bradford pass short left to C.Givens pushed ob at GB 24 for 56 yards (E.Walden).	P12
<u>1-10-GB 24</u>	(11:27) (No Huddle) D.Richardson up the middle to GB 18 for 6 yards (E.Walden).	
2-4-GB 18	(10:57) (No Huddle) D.Richardson right guard to GB 15 for 3 yards (C.Wilson).	
	Timeout #1 by GB at 10:11.	
3-1-GB 15	(10:11) S.Jackson left guard to GB 12 for 3 yards (R.Pickett).	R13
<u>1-10-GB 12</u>	(9:30) (Shotgun) S.Bradford pass short middle to S.Smith to GB 6 for 6 yards (A.Hawk).	
2-4-GB 6	<b>(8:55) S.Jackson right guard for 6 yards, TOUCHDOWN.</b>	R14
	G.Zuerlein extra point is GOOD, Center-J.McQuaide, Holder-J.Hekker.	

GB 20 SL 13, 6 plays, 80 yards, 3:02 drive, 6:10 elapsed

G.Zuerlein kicks 65 yards from SL 35 to end zone, Touchback.

## Green Bay Packers at 8:50

1-10-GB 20	(8:50) A.Green left tackle to GB 20 for no gain (J.Laurinaitis).	
2-10-GB 20	(8:13) (Shotgun) A.Rodgers pass short middle to R.Cobb to GB 31 for 11 yards (J.Cole).	P19
<u>1-10-GB 31</u>	(7:30) J.Kuhn up the middle to GB 34 for 3 yards (J.Laurinaitis).	
2-7-GB 34	(6:52) A.Rodgers pass incomplete deep right to J.Nelson.	
3-7-GB 34	(6:45) (Shotgun) A.Rodgers pass short left to R.Cobb to GB 42 for 8 yards (J.Cole).	P20
<u>1-10-GB 42</u>	(6:09) A.Green left end to GB 44 for 2 yards (J.Cudjo).	
2-8-GB 44	(5:27) A.Rodgers pass short right to J.Kuhn to SL 40 for 16 yards (R.McIntosh).	P21
<u>1-10-SL 40</u>	(4:38) A.Green left end to SL 35 for 5 yards (R.McIntosh).	
2-5-SL 35	(3:55) (Shotgun) A.Green right tackle to SL 39 for -4 yards (J.Dunbar).	
3-9-SL 39	<b>(3:19) (Shotgun) A.Rodgers pass deep right to R.Cobb for 39 yards, TOUCHDOWN.</b>	P22
	<i>Penalty on SL-K.Langford, Defensive Offside, declined.</i>	
	M.Crosby extra point is GOOD, Center-B.Goode, Holder-T.Masthay.	

GB 27 SL 13, 10 plays, 80 yards, 5:44 drive, 11:54 elapsed

M.Crosby kicks 73 yards from GB 35 to SL -8. C.Givens pushed ob at SL 19 for 27 yards (T.Manning).

## St. Louis Rams at 3:06, (1st play from scrimmage 2:59)

1-10-SL 19	(2:59) (Shotgun) S.Bradford pass incomplete short left to S.Smith [B.Jones].	
2-10-SL 19	(2:56) (Shotgun) S.Bradford pass incomplete short left to B.Gibson.	
3-10-SL 19	(2:52) (Shotgun) S.Bradford pass short right to B.Gibson to SL 24 for 5 yards (C.Woodson).	
4-5-SL 24	(2:13) (Shotgun) S.Bradford pass short middle to S.Smith to SL 28 for 4 yards (M.Burnett).	

## Green Bay Packers at 2:07

1-10-SL 28	(2:07) A.Green left tackle to SL 30 for -2 yards (M.Brockers).	
	Timeout #1 by SL at 02:04.	
2-12-SL 30	(2:04) A.Green left tackle to SL 30 for no gain (J.Laurinaitis).	

## Two-Minute Warning

3-12-SL 30	(1:59) (Shotgun) A.Rodgers pass incomplete deep left to Ja.Jones.	
4-12-SL 30	<b>(1:54) M.Crosby 48 yard field goal is GOOD, Center-B.Goode, Holder-T.Masthay.</b>	

Green Bay Packers vs St. Louis Rams at Edward Jones Dome

GB 30 SL 13, 4 plays, -2 yards, 0:18 drive, 13:11 elapsed

M.Crosby kicks 74 yards from GB 35 to SL -9. I.Pead to SL 23 for 32 yards (M.Jennings).

St. Louis Rams at 1:49, (1st play from scrimmage 1:41)

1-10-SL 23	(1:41) (Shotgun) S.Bradford pass short right to D.Richardson to SL 43 for 20 yards (M.Burnett).	P15
1-10-SL 43	(1:16) (No Huddle, Shotgun) S.Bradford pass incomplete short left to B.Quick.	
2-10-SL 43	(1:11) (Shotgun) S.Bradford pass short left to D.Richardson to GB 39 for 18 yards (M.Jennings; J.McMillian). Timeout #2 by SL at 01:01.	P16
1-10-GB 39	(1:01) S.Bradford pass deep middle to B.Quick to GB 17 for 22 yards (T.Williams).	P17
1-10-GB 17	(1:01) S.Bradford spiked the ball to stop the clock.	
2-10-GB 17	(:38) (Shotgun) <i>PENALTY on SL-Sh.Smith, False Start, 5 yards, enforced at GB 17 - No Play.</i>	
2-15-GB 22	(:38) (Shotgun) S.Bradford pass short left to B.Quick to GB 13 for 9 yards (D.House). <i>Penalty on GB-J.Worthy, Defensive Offside, declined.</i>	
3-6-GB 13	(:34) (Shotgun) S.Bradford pass incomplete short left to B.Quick.	
4-6-GB 13	(:29) (Shotgun) S.Bradford pass short middle to S.Smith to GB 3 for 10 yards (D.House). Timeout #3 by SL at 00:22.	P18
1-3-GB 3	(:22) (Shotgun) S.Bradford pass incomplete short right to S.Smith.	
2-3-GB 3	(:19) (Shotgun) <b>S.Bradford pass short left to A.Pettis for 3 yards, TOUCHDOWN.</b> G.Zuerlein extra point is GOOD, Center-J.McQuaide, Holder-J.Hekker.	P19

GB 30 SL 20, 10 plays, 77 yards, 1:34 drive, 14:45 elapsed

G.Zuerlein kicks 65 yards from SL 35 to end zone, Touchback.

Green Bay Packers at 0:15

1-10-GB 20 (:15) A.Rodgers kneels to GB 19 for -1 yards.

END OF QUARTER

	Score	Time Poss	First Downs				Efficiencies	
			R	P	X	T	3 Down	4 Down
Green Bay Packers	30	9:25	0	6	1	7	4/6	0/0
St. Louis Rams	20	5:35	2	6	0	8	1/3	1/2



# Miscellaneous Statistics Report

Green Bay Packers vs St. Louis Rams

10/21/2012 at Edward Jones Dome

## Ten Longest Plays for Green Bay Packers

Yards	Qtr	Play Start	Play Description
52	1	3-3-GB 42	(6:22) (No Huddle, Shotgun) A.Rodgers pass deep right to J.Nelson pushed ob at SL 6 for 52 yards (J.Jenkins). Penalty on SL-C.Long, Defensive Offside, declined.
39	4	3-9-SL 39	(3:19) (Shotgun) A.Rodgers pass deep right to R.Cobb for 39 yards, TOUCHDOWN. Penalty on SL-K.Langford, Defensive Offside, declined.
19	1	2-8-SL 47	(4:41) (Shotgun) R.Cobb left end pushed ob at SL 28 for 19 yards (B.Fletcher).
18	2	2-1-GB 37	(:23) (Shotgun) A.Rodgers pass short right to J.Finley ran ob at SL 45 for 18 yards (J.Laurinaitis).
18	3	3-8-GB 22	(13:44) (Shotgun) A.Rodgers pass short left to J.Nelson to GB 40 for 18 yards (B.Fletcher; C.Dahl).
17	3	3-1-SL 38	(11:17) (Shotgun) A.Rodgers pass deep right to Ja.Jones to SL 21 for 17 yards (J.Jenkins).
16	4	3-4-SL 22	(13:46) (Shotgun) A.Rodgers pass short right to J.Nelson to SL 13 for 9 yards (C.Finnegan). PENALTY on SL-C.Finnegan, Unnecessary Roughness, 7 yards, enforced at SL 13.
16	4	2-8-GB 44	(5:27) A.Rodgers pass short right to J.Kuhn to SL 40 for 16 yards (R.McIntosh).
15	1	1-10-GB 20	(7:38) (Shotgun) A.Rodgers pass short middle to J.Nelson to GB 35 for 15 yards (J.Jenkins).
15	3	2-10-GB 32	(4:15) (Shotgun) A.Green right guard to GB 47 for 15 yards (C.Finnegan; J.Jenkins).

## Ten Longest Plays for St. Louis Rams

Yards	Qtr	Play Start	Play Description
56	4	1-10-SL 20	(11:50) S.Bradford pass short left to C.Givens pushed ob at GB 24 for 56 yards (E.Walden).
22	4	1-10-GB 39	(1:01) S.Bradford pass deep middle to B.Quick to GB 17 for 22 yards (T.Williams).
20	4	1-10-SL 23	(1:41) (Shotgun) S.Bradford pass short right to D.Richardson to SL 43 for 20 yards (M.Burnett).
19	1	1-10-SL 32	(:09) S.Bradford pass deep right to C.Givens to GB 49 for 19 yards (C.Woodson). Flea Flicker.
19	2	2-6-SL 14	(5:24) S.Jackson left end pushed ob at SL 33 for 19 yards (M.Jennings).
18	4	2-10-SL 43	(1:11) (Shotgun) S.Bradford pass short left to D.Richardson to GB 39 for 18 yards (M.Jennings; J.McMillian).
15	1	3-10-SL 45	(9:57) (Shotgun) S.Bradford pass short middle to B.Gibson to GB 40 for 15 yards (M.Burnett).
15	2	2-9-GB 37	(13:40) S.Bradford pass short left to B.Gibson pushed ob at GB 22 for 15 yards (C.Hayward) [E.Walden].
14	1	2-5-SL 25	(14:27) C.Givens right end to SL 39 for 14 yards (M.Jennings).
14	2	3-16-GB 28	(11:15) (Shotgun) S.Bradford pass short right to A.Pettis to GB 14 for 14 yards (T.Williams).

## Touchdown Scoring Information

		Offense	Defense	Special Teams
<b>VISITOR</b>	Green Bay Packers	3	0	0
<b>HOME</b>	St. Louis Rams	2	0	0

## Player Scoring Information

Club	Player	TD	Rush TD	Rec TD	KO TD	Punt TD	Int TD	Fum TD	Misc TD	FG	XP	2Pt Rush	2Pt Rec	Sfty	Points
GB	R.Cobb	0	0	2	0	0	0	0	0	0	0	0	0	0	12
GB	M.Crosby	0	0	0	0	0	0	0	0	3	3	0	0	0	12
GB	J.Nelson	0	0	1	0	0	0	0	0	0	0	0	0	0	6
SL	G.Zuerlein	0	0	0	0	0	0	0	0	2	2	0	0	0	8
SL	S.Jackson	0	1	0	0	0	0	0	0	0	0	0	0	0	6
SL	A.Pettis	0	0	1	0	0	0	0	0	0	0	0	0	0	6

## Possession Detail

	First Half		Second Half		Game	
	Visitor	Home	Visitor	Home	Visitor	Home
Largest Lead	7	3	17	0	17	3
Drives Leading	3	0	6	0	9	0
Time of Possession Leading	8:05	0:00	21:04	0:00	29:09	0:00
Largest Deficit	-3	-7	0	-17	-3	-17
Drives Trailing	1	2	0	5	1	7
Time of Possession Trailing	2:15	12:18	0:00	8:56	2:15	21:14
Times Score Tied Up		0		0		0
Lead Changes		2		0		2

# Playtime Percentage

*Percent of playtime per player on offense, defense and special teams*

**Green Bay Packers**

**Offense      Defense      Special Teams**

**St. Louis Rams**

**Offense      Defense      Special Teams**



**RAMS RECORDS**

# ALL-TIME LEADERS

**Bold denotes player active with Rams**

*Italics denotes rookie*

## CAREER RUSHING

	Years	Att.	Yards	Avg.	Long	TD
1. <b>Jackson, Steven</b> .....	<b>2004-</b>	<b>2,239</b>	<b>9,473</b>	<b>4.2</b>	<b>59t</b>	<b>53</b>
2. Dickerson, Eric.....	1983-87	1,525	7,245	4.8	85t	56
3. Faulk, Marshall.....	1999-2006	1,447	6,959	4.8	71t	58
4. McCutcheon, Lawrence .....	1973-79	1,435	6,186	4.3	48	23
5. Bass, Dick .....	1960-69	1,218	5,417	4.5	73t	34
6. Towler, Dan.....	1950-55	672	3,493	5.2	79t	44
7. Josephson, Les.....	1964-67, 69-74	797	3,407	4.3	75	17
8. Younger, Paul (Tank) .....	1949-57	682	3,296	4.8	75t	17
9. Tyler, Wendell .....	1977-82	720	3,266	4.5	69t	33
10. Bryant, Cullen .....	1973-81, 87	802	3,119	3.9	26	20

## SEASON RUSHING

	Year	Att.	Yds.	Avg.	Long	TD
1. Dickerson, Eric .....	1984	379	2,105	5.6	66	14
2. Dickerson, Eric .....	1986	404	1,821	4.5	42t	11
3. <i>Dickerson, Eric</i> .....	1983	390	1,808	4.6	85t	18
4. <b>Jackson, Steven</b> .....	<b>2006</b>	<b>346</b>	<b>1,528</b>	<b>4.4</b>	<b>59t</b>	<b>13</b>
5. <i>Bettis, Jerome</i> .....	1993	294	1,429	4.9	71t	7
6. <b>Jackson, Steven</b> .....	<b>2009</b>	<b>324</b>	<b>1,416</b>	<b>4.4</b>	<b>58</b>	<b>4</b>
7. Faulk, Marshall .....	2001	260	1,382	5.3	71t	12
8. Faulk, Marshal .....	1999	253	1,381	5.5	58	7
9. White, Charles.....	1987	324	1,374	4.2	58	11
10. Faulk, Marshall .....	2000	253	1,359	5.4	36	18

## CAREER PASSING (Based on Yards)

	Years	Att.	Comp.	Yards	Pct.	TD	Int.
1. Everett, Jim.....	1986-93	3,277	1,847	23,758	.564	142	123
2. Bulger, Marc .....	2001-09	3,171	1,969	22,814	.621	122	93
3. Gabriel, Roman .....	1962-72	3,313	1,705	22,223	.515	154	112
4. Van Brocklin, Norm.....	1949-57	1,897	1,011	16,114	.533	118	127
5. Warner, Kurt .....	1998-03	1,688	1,121	14,447	.664	102	65
6. Waterfield, Bob .....	1945-52	1,618	814	11,893	.503	99	128
7. Ferragamo, Vince .....	1977-84	1,288	730	9,376	.567	70	71
8. Haden, Pat.....	1976-81	1,363	731	9,296	.536	52	60
9. Wade, Bill .....	1954-60	1,116	602	8,572	.539	56	68
10. Banks, Tony.....	1996-98	1,263	685	8,333	.542	36	42

## CAREER PASSING (Based on Rating; Minimum 1,500 Attempts)

	Years	Att.	Comp.	Yards	Pct.	TD	Int.	Rating
1. Warner, Kurt .....	1998-03	1,688	1,121	14,447	.664	102	65	97.2
2. Bulger, Marc .....	2001-09	3,171	1,969	22,814	.621	122	93	84.4
3. Everett, Jim.....	1986-93	3,277	1,847	23,758	.564	142	123	78.1
4. Van Brocklin, Norm..	1949-57	1,897	1,011	16,114	.533	118	127	74.7
5. Gabriel, Roman .....	1962-72	3,313	1,705	22,223	.515	154	112	74.3

## SEASON PASSING (Based on Yards)

	Year	Att.	Comp.	Yards	Pct.	TD	Int.
1. Warner, Kurt .....	2001	546	375	4,830	68.7	36	22
2. Warner, Kurt .....	1999	499	325	4,353	65.1	41	13
3. Everett, Jim.....	1989	518	304	4,310	58.7	29	17
4. Bulger, Marc .....	2006	588	370	4,301	63.0	24	8
5. Everett, Jim.....	1990	554	307	3,989	55.4	23	17
6. Everett, Jim.....	1988	517	308	3,964	59.6	31	18
Bulger, Marc .....	2004	485	321	3,964	66.2	21	14
8. Bulger, Marc .....	2003	532	336	3,845	63.2	22	22
9. <b>Bradford, Sam</b> .....	<b>2010</b>	<b>590</b>	<b>354</b>	<b>3,512</b>	<b>60.0</b>	<b>18</b>	<b>15</b>
10. Everett, Jim.....	1991	490	277	3,438	56.5	11	20

## CAREER RECEPTIONS

		Years	No.	Yards	Avg.	Long	TD
1.	Bruce, Isaac .....	1994-2007	942	14,109	15.0	80t	84
2.	Holt, Torry .....	1999-2008	869	12,660	14.6	85t	74
3.	Ellard, Henry .....	1983-93	593	9,761	16.5	81t	48
4.	Faulk, Marshall (RB) .....	1999-2006	470	4,071	8.7	72t	27
5.	Fears, Tom.....	1948-56	400	5,397	13.4	80t	38
6.	<b>Jackson, Steven (RB) .....</b>	<b>2004-</b>	<b>379</b>	<b>3,079</b>	<b>8.1</b>	<b>64t</b>	<b>8</b>
7.	Hirsch, Elroy.....	1949-57	343	6,299	18.4	91t	53
8.	Snow, Jack.....	1965-75	340	6,012	17.7	84t	45
9.	Phillips, Jim .....	1958-64	333	4,953	14.9	93t	27
10.	Benton, Jim .....	1938-40, 42, 44-47	275	4,566	16.6	84t	42

## SEASON RECEPTIONS

		Year	No.	Yards	Avg.	Long	TD
1.	Bruce, Isaac .....	1995	119	1,781	15.0	72	13
2.	Holt, Torry .....	2003	117	1,696	14.5	48	12
3.	Holt, Torry .....	2005	102	1,331	13.0	44	9
4.	Holt, Torry .....	2004	94	1,372	14.6	75t	10
5.	Holt, Torry .....	2007	93	1,189	12.8	40	7
	Holt, Torry .....	2006	93	1,188	12.8	67t	10
7.	Holt, Torry .....	2002	91	1,302	14.3	58	4
8.	<b>Jackson, Steven.....</b>	<b>2006</b>	<b>90</b>	<b>806</b>	<b>9.0</b>	<b>64t</b>	<b>3</b>
9.	Bruce, Isaac .....	2004	89	1,292	14.5	56	6
10.	Bruce, Isaac .....	2000	87	1,471	16.9	78t	9
	Faulk, Marshall (RB) .....	1999	87	1,048	12.0	57t	5

## CAREER RECEIVING YARDS

CAREER RECEIVING PARADE							
		Years	No.	Yards	Avg.	Long	TD
1.	Bruce, Isaac .....	1994-2007	942	14,109	15.0	80t	84
2.	Holt, Torry .....	1999-2008	869	12,660	14.6	85t	74
3.	Ellard, Henry .....	1983-93	593	9,761	16.6	81t	48
4.	Hirsch, Elroy.....	1949-57	343	6,299	18.4	91t	53
5.	Snow, Jack.....	1965-75	340	6,012	17.7	84t	45
6.	Fears, Tom.....	1948-56	400	5,397	13.4	80t	38
7.	Anderson, Willie .....	1988-94	259	5,246	20.3	78t	26
8.	Phillips, Jim .....	1958-64	333	4,953	14.9	93t	27
9.	Benton, Jim .....	1938-40, 42, 44-47	275	4,566	16.6	84t	42
10.	Faulk, Marshall.....	1999-2006	470	4,071	8.7	72t	27

## SEASON RECEIVING YARDS

		Years	No.	Yards	Avg.	Long	TD
1.	Bruce, Isaac .....	1995	119	1,781	15.0	72	13
2.	Holt, Torry .....	2003	117	1,696	14.5	48	12
3.	Holt, Torry .....	2000	82	1,635	19.9	85t	6
4.	Hirsch, Elroy.....	1951	66	1,495	22.7	91	17
5.	Bruce, Isaac .....	2000	87	1,471	16.9	78t	9
6.	Ellard, Henry .....	1988	86	1,414	16.4	68	10
7.	Ellard, Henry .....	1989	70	1,382	19.7	53	8
8.	Holt, Torry .....	2004	94	1,372	14.6	75t	10
9.	Holt, Torry .....	2001	81	1,363	16.8	51	7
10.	Bruce, Isaac .....	1996	84	1,338	15.9	70	7

## CAREER YARDS FROM SCRIMMAGE

			TOTAL		RUSHING		RECEIVING	
	Years	Touches	Yards	Rush	Yards	Rec.	Yards	
1.	Bruce, Isaac .....	1994-2007	965	14,259	23	150	942	14,109
2.	Holt, Torry .....	1999-2008	880	12,717	11	57	869	12,660
3.	<b>Jackson, Steven.....</b>	<b>2004-</b>	<b>2,618</b>	<b>12,552</b>	<b>2,239</b>	<b>9,473</b>	<b>379</b>	<b>3,079</b>
4.	Faulk, Marshall.....	1999-2006	1,917	11,030	1,447	6,959	470	4,071
5.	Ellard, Henry .....	1983-93	611	9,816	18	55	593	9,761
6.	Dickerson, Eric.....	1983-87	1,648	8,157	1,525	7,245	123	912
7.	McCutcheon, Lawrence .....	1972-79	1,619	7,869	1,435	6,186	184	1,683
8.	Hirsch, Elroy.....	1949-57	417	6,616	74	317	343	6,299
9.	Snow, Jack.....	1965-75	342	6,015	2	3	340	6,012
10.	Bass, Dick.....	1960-69	1,432	7,262	1,218	5,417	214	1,845

**CAREER KICKOFF RETURN AVERAGE** (Minimum 75)

<u>CAREER RUSHING RETURN AVERAGE</u> (minimum 75)							
	Years	No.	Yards	Avg.	Long	TD	
1.	Horne, Tony .....	1998-00	143	3,577	25.0	103t	4
2.	Arnett, Jon.....	1957-63	104	2,590	24.9	71t	2
3.	Lewis, Woodley.....	1950-55	108	2,575	23.8	88t	1
	<b>Amendola, Danny.....</b>	<b>2009-</b>	<b>117</b>	<b>2,772</b>	<b>23.7</b>	<b>84</b>	<b>0</b>
4.	Brown, Ron .....	1984-89, 91	169	3,918	23.2	98t	4
5.	Harris, Arlen .....	2003-05	99	2,147	21.7	42	0

**SEASON KICKOFF RETURN AVERAGE** (Minimum One Per Game)

		Year	No.	Yards	Avg.	Long	TD
1.	Smith, Verda (Vitamin T.) .....	1950	22	742	33.7	97	3
2.	Brown, Ron .....	1985	28	918	32.8	98t	3
3.	Wilson, Tom .....	1956	15	477	31.8	103t	1
4.	Bass, Dick .....	1961	23	698	30.3	64	0
5.	Williams, Travis .....	1971	25	743	29.7	105t	1
	Horne, Tony .....	1999	30	892	29.7	101t	2

**CAREER PUNT RETURN AVERAGE** (Minimum 75)

GREENSBORO REPORT AVERAGE (Vitamin T.C.)							
		Years	No.	Yards	Avg.	Long	TD
1.	Hakim, Az-Zahir .....	1998-01	112	1,278	11.4	86t	2
2.	Ellard, Henry .....	1983-93	135	1,527	11.3	83t	4
3.	Smith, Verda (Vitamin T.) .....	1949-53	75	814	10.9	85t	1
4.	Kennison, Eddie .....	1996-98	103	1,085	10.5	78t	3
5.	Irvin, LeRoy .....	1980-89	146	1,451	9.9	84t	4

**SEASON PUNT RETURN AVERAGE** (Minimum One Per Punt)

PERSONS ON REPORT (2000-2007)							
		Year	No.	Yards	Avg.	Long	TD
1.	Lewis, Woodley .....	1952	19	351	18.5	83t	2
2.	<i>Smith, Verda (Vitamin.T).....</i>	<i>1949</i>	<i>27</i>	<i>427</i>	<i>15.8</i>	<i>85t</i>	<i>1</i>
3.	Horvath, Les .....	1948	13	203	15.6	27	0
4.	Hakim, Az-Zahir .....	2000	32	489	15.3	86t	1
5.	Hall, Dante .....	2007	19	286	15.1	85t	1

**CAREER ALL-PURPOSE YARDS**

CAREER ALL-PORT COLE TARDS												
		Years	Touches	Yards	Rush	Yards	Rec.	Yards	PR	Yards	KR	Yards
1.	Bruce, Isaac.....	1994-2007	965	14,311	23	150	942	14,109	0	52	0	0
2.	Holt, Torry .....	1999-2008	883	12,732	11	57	869	12,660	3	15	0	0
3.	<b>Jackson, Steven .....</b>	<b>2004-</b>	<b>2,622</b>	<b>12,631</b>	<b>2,239</b>	<b>9,473</b>	<b>379</b>	<b>3,079</b>	<b>0</b>	<b>0</b>	<b>4</b>	<b>79</b>
4.	Ellard, Henry.....	1983-93	765	11,707	18	55	593	9,761	135	1,527	19	364
5.	Faulk, Marshall .....	1999-2006	1,919	11,048	1,447	6,959	470	4,071	0	0	2	18
6.	Bass, Dick.....	1960-69	1,510	8,936	1,218	5,417	214	1,845	24	263	54	1,415
7.	Dickerson, Eric .....	1983-87	1,648	8,157	1,525	7,245	123	912	0	0	0	0
8.	Arnett, Jon .....	1957-63	1,042	8,036	688	2,852	175	1,911	75	683	104	2,590
9.	McCutcheon, L. ....	1972-79	1,620	7,875	1,435	6,186	184	1,683	0	0	1	6
10.	Bryant, Cullen ...	1973-81, 1987	1,080	6,735	802	3,119	142	1,149	71	707	65	1,760

**CAREER SCORING**

		Years	TD	PAT	FG	2-Pt.	Tot. Pts.
1.	Wilkins, Jeff .....	1997-2007	0	428	265	0	1,223
2.	Lansford, Mike .....	1982-90	0	315	158	0	789
3.	Waterfield, Bob .....	1945-52	13	315	60	0	573
4.	Gossett, Bruce .....	1964-69	0	211	120	0	571
5.	Faulk, Marshall.....	1999-2006	85	0	0	7	524

**SEASON SCORING**

		Year	TD	PAT	FG	2-Pt.	Tot. Pts.
1.	Wilkins, Jeff .....	2003	0	46	39	0	163
2.	Faulk, Marshall (RB) .....	2000	26	0	0	2	160
3.	Wilkins, Jeff .....	2006	0	35	32	0	131
4.	Ray, David .....	1973	0	40	30	0	130
5.	Faulk, Marshall (RB) .....	2001	21	0	0	1	128

## **CAREER INTERCEPTIONS**

		<b>Years</b>	<b>No.</b>	<b>Yards</b>	<b>Avg.</b>	<b>Long</b>	<b>TD</b>
1.	Meador, Ed .....	1959-70	46	547	11.9	38t	5
2.	Cromwell, Nolan .....	1977-87	37	671	18.1	94	4
3.	Irvin, LeRoy .....	1980-89	34	654	19.2	81t	5
4.	Lyght, Todd .....	1991-00	31	359	11.6	57t	4
5.	Lyle, Keith .....	1994-00	28	336	12.0	68	0
	Perry, Rod .....	1975-82	28	386	13.8	83t	4
	Williams, Clarence .....	1965-72	28	428	15.3	65t	2
	Sherman, Will .....	1954-60	28	515	18.4	95t	3
9.	Elmendorf, Dave .....	1971-79	27	421	15.6	57t	2
10.	Thomas, Pat.....	1976-82	26	292	11.2	64	1

## **SEASON INTERCEPTIONS**

		<b>Year</b>	<b>No.</b>	<b>Yards</b>	<b>Avg.</b>	<b>Long</b>	<b>TD</b>
1.	<i>Lane, Dick (Night Train) .....</i>	<i>1952</i>	<i>*14</i>	<i>298</i>	<i>21.3</i>	<i>80t</i>	<i>2</i>
2.	<i>Lewis, Woodley .....</i>	<i>1950</i>	<i>12</i>	<i>275</i>	<i>22.9</i>	<i>36</i>	<i>0</i>
3.	Sherman, Will .....	1955	11	101	9.2	36	0
4.	Jackson, Monte .....	1976	10	173	17.3	46t	3
5.	McNeil, Ryan.....	1997	9	127	14.1	75t	1
	Lyle, Keith .....	1996	9	152	16.9	68	0
	<i>Burroughs, Don .....</i>	<i>1955</i>	<i>9</i>	<i>103</i>	<i>11.4</i>	<i>34</i>	<i>0</i>
	<i>Sims, George .....</i>	<i>1949</i>	<i>9</i>	<i>78</i>	<i>8.7</i>	<i>27</i>	<i>1</i>

\*NFL Record

## **MOST CAREER PUNTS**

		<b>Years</b>	<b>No.</b>	<b>Yards</b>	<b>Avg.</b>	<b>TB</b>	<b>In 20</b>	<b>Long</b>	<b>Blocks</b>
1.	Donnie Jones.....	2007-2011	449	20,924	46.6	39	133	80	1
2.	Hatcher, Dale.....	1985-89, 1991	432	17,302	40.1	28	121	67	2
3.	Landeta, Sean ....	'93-96, 2003-04	380	16,747	44.2	42	90	70	0
4.	Van Brocklin, Norm.....	1951-1957	343	14,783	43.1	—	—	71	1
5.	Studstill, Pat.....	1968-1971	298	11,980	40.2	25	—	60	0
	Villanueva, Danny.....	1961-1964	296	13,099	44.3	13	—	68	1

## **SEASON PUNTING AVERAGE**

		<b>Year</b>	<b>No.</b>	<b>Yards</b>	<b>Avg.</b>	<b>TB</b>	<b>In 20</b>	<b>Long</b>	<b>Blocks</b>
1.	Jones, Donnie.....	2008	82	4,100	50.0	7	20	68	0
2.	Jones, Donnie.....	2007	78	3,684	47.2	9	18	80	0
3.	Jones, Donnie.....	2009	90	4,212	46.8	10	34	63	0
4.	Villanueva, Danny.....	1962	87	3,960	45.5	7	—	65	1
	Jones, Donnie.....	2010	94	4,276	45.5	4	32	63	0
5.	Turk, Matt .....	2006	69	3,132	45.4	7	26	74	1
	Villanueva, Danny.....	1963	81	3,678	45.4	0	—	68	0



# YEAR-BY-YEAR LEADERS

## PASSING

Year	Player	Att.	Cmp.	Yards	Pct.	TD	Int.	Long	Sk/Yds	Rating
1937	Snyder, Bob	66	25	378	37.9	1	14			23.0
1938	Snyder, Bob	87	36	631	41.4	0	9			27.2
1939	Hall, Parker	208	106	1,227	51.0	9	13			57.5
1940	Hall, Parker	183	77	1,108	42.1	1	16			27.8
1941	Hall, Parker	190	84	863	44.2	7	19	39		30.5
1942	Hall, Parker	140	62	815	44.3	7	19	59		40.3
1943	Suspended Play/W.W. II									
1944	Reisz, Albie	113	49	777	43.4	8	10	70		53.6
1945	Waterfield, Bob	171	88	1,609	51.4	14	16	84		72.5
1946	Waterfield, Bob	256	128	1,772	50.0	17	18	57		65.9
1947	Waterfield, Bob	221	96	1,210	43.4	8	18	45		39.2
1948	Hardy, Jim	211	112	1,390	50.7	14	7	69t		82.1
1949	Waterfield, Bob	296	154	2,168	52.0	17	24	71t		61.3
1950	Van Brocklin, Norm	233	127	2,061	54.5	18	14	58		85.1
1951	Waterfield, Bob	176	88	1,566	50.0	13	10	91t		81.8
1952	Van Brocklin, Norm	205	113	1,736	55.1	14	17	84t		71.5
1953	Van Brocklin, Norm	286	156	2,393	54.5	19	14	70t		84.1
1954	Van Brocklin, Norm	260	139	2,637	53.5	13	21	80t		71.9
1955	Van Brocklin, Norm	272	144	1,890	52.9	8	15	74t		62.0
1956	Wade, Bill	178	91	1,461	51.1	10	13	76t		67.2
1957	Van Brocklin, Norm	265	132	2,105	49.8	20	21	81t		68.8
1958	Wade, Bill	341	181	2,875	53.1	18	22	93t		72.2
1959	Wade, Bill	261	153	2,001	58.6	12	17	72t		71.1
1960	Wade, Bill	182	106	1,294	58.2	12	11	63		77.0
1961	Bratkowski, Zeke	230	124	1,547	53.9	8	13	84t		63.1
1962	Bratkowski, Zeke	219	110	1,541	50.2	9	16	80t		56.5
1963	Gabriel, Roman	281	130	1,947	46.3	8	11	77t	44/337	62.7
1964	Munson, Bill	223	108	1,533	48.4	9	15	95t	23/183	56.5
1965	Gabriel, Roman	173	83	1,321	48.0	11	5	60t	14/97	83.0
1966	Gabriel, Roman	397	217	2,540	54.7	10	16	84t	48/319	65.9
1967	Gabriel, Roman	371	196	2,779	52.8	25	13	80t	24/201	85.7
1968	Gabriel, Roman	366	184	2,364	50.3	19	16	60t	27/296	70.0
1969	Gabriel, Roman	399	217	2,549	54.4	24	7	93t	14/182	86.8
1970	Gabriel, Roman	407	211	2,552	52.0	16	12	71	20/134	72.2
1971	Gabriel, Roman	352	180	2,238	51.1	17	10	68	25/200	75.5
1972	Gabriel, Roman	323	165	2,027	51.1	12	15	57	12/102	63.8
1973	Hadl, John	258	135	2,008	52.3	22	11	69	17/126	88.8
1974	Harris, James	198	106	1,544	53.5	11	6	50	12/101	85.3
1975	Harris, James	285	157	2,148	55.1	14	15	54	21/180	73.8
1976	Harris, James	158	91	1,460	57.6	8	6	80	14/151	89.8
1977	Haden, Pat	216	122	1,551	56.5	11	6	58	17/151	84.4
1978	Haden, Pat	444	229	2,995	51.6	13	19	68t	32/216	65.0
1979	Haden, Pat	290	163	1,854	56.2	11	14	50	21/178	68.2
1980	Ferragamo, Vince	404	240	3,199	59.4	30	19	74t	23/191	89.7
1981	Haden, Pat	267	138	1,815	51.7	9	13	64	28/227	64.4
1982	Ferragamo, Vince	209	118	1,609	56.5	9	9	85t	7/65	77.7
1983	Ferragamo, Vince	464	274	3,276	59.1	22	23	61t	21/178	75.5
1984	Kemp, Jeff	284	143	2,021	50.4	13	7	63t	24/190	78.7
1985	Brock, Dieter	365	218	2,658	59.7	16	13	64t	51/351	81.8
1986	Everett, Jim	147	73	1,018	49.7	8	8	60t	8/50	67.8
1987	Everett, Jim	302	162	2,064	53.6	10	13	81t	17/139	68.4
1988	Everett, Jim	517	308	3,964	59.6	31	18	69t	28/197	89.2
1989	Everett, Jim	518	304	4,310	58.7	29	17	78t	29/214	90.6
1990	Everett, Jim	554	307	3,989	55.4	23	17	55t	30/198	79.3
1991	Everett, Jim	490	277	3,438	56.5	11	20	78	30/200	68.9
1992	Everett, Jim	475	281	3,323	59.2	22	18	67t	26/204	80.1
1993	Everett, Jim	274	135	1,652	49.3	8	12	60t	18/125	59.7
1994	Miller, Chris	317	173	2,104	54.6	16	14	54	28/193	73.6
1995	Miller, Chris	405	232	2,623	57.3	18	15	72	31/244	76.2
1996	Banks, Tony	368	192	2,544	52.2	15	15	77t	48/306	71.0
1997	Banks, Tony	487	252	3,254	51.7	14	13	76	43/317	71.5
1998	Banks, Tony	408	241	2,535	59.1	7	14	80t	41/237	68.6
1999	Warner, Kurt	499	325	4,353	65.1	41	13	75t	29/201	109.2
2000	Green, Trent	240	145	2,063	60.4	16	5	64	24/145	101.8
2001	Warner, Kurt	546	375	4,830	68.7	36	22	65t	38/233	101.4
2002	Bulger, Marc	214	138	1,826	64.5	14	6	58	12/102	101.5
2003	Bulger, Marc	532	336	3,845	63.2	22	22	48	37/288	81.4
2004	Bulger, Marc	485	321	3,964	66.2	21	14	56	41/302	93.7
2005	Bulger, Marc	287	192	2,297	66.9	14	9	57t	26/192	94.4
2006	Bulger, Marc	588	370	4,301	63.0	24	8	67t	49/366	92.9
2007	Bulger, Marc	378	221	2,392	58.5	11	15	40	37/269	70.3
2008	Bulger, Marc	440	251	2,720	57.0	11	13	80t	38/263	71.4
2009	Bulger, Marc	247	140	1,469	56.7	5	6	50	14/85	70.7
2010	Bradford, Sam	590	354	3,512	60.0	18	15	49	34/244	76.5
2011	Bradford, Sam	357	191	2,614	53.5	6	6	68	36/248	70.5

## **RUSHING**

<b>Year</b>	<b>Player</b>	<b>Att.</b>	<b>Yards</b>	<b>Avg.</b>	<b>Long</b>	<b>TD</b>
1937	Drake, Johnny (Zero)	98	333	3.4		3
1938	Davis, Corbett	71	202	2.8		3
1939	Hall, Parker	120	458	3.8		2
1940	Drake, Johnny (Zero)	130	480	3.6		9
1941	Drake, Johnny (Zero)	101	246	2.4	15	2
1942	Magnani, Dante	59	344	5.8	71	2
1943	Suspended Play/W.W. II					
1944	West, Pat	66	220	3.3	31	0
1945	Gehrke, Fred	74	467	6.3	72	7
1946	Gehrke, Fred	71	371	5.2	53	3
1947	Washington, Kenny	60	444	7.4	92t	5
1948	Hoerner, Dick	76	354	4.7	23	4
1949	Hoerner, Dick	155	582	3.7	37	6
1950	Davis, Glenn	88	416	4.7	55	3
1951	Towler, Dan	126	854	6.8	79t	6
1952	Towler, Dan	156	894	5.7	44t	10
1953	Towler, Dan	152	879	5.8	73t	7
1954	Younger, Paul (Tank)	91	610	6.7	75t	8
1955	Waller, Ron	151	716	4.7	55t	7
1956	Waller, Ron	83	543	6.5	46	1
1957	Wilson, Tom	127	616	4.9	46	3
1958	Arnett, Jon	133	683	5.1	57	6
1959	Matson, Ollie	161	863	5.4	50	6
1960	Arnett, Jon	104	436	4.2	31	2
1961	Arnett, Jon	158	609	3.9	26	4
1962	Bass, Dick	196	1,033	5.3	57	6
1963	Bass, Dick	143	577	3.6	51	5
1964	Wilson, Ben	159	553	3.5	27	5
1965	Bass, Dick	121	549	4.5	44t	2
1966	Bass, Dick	248	1,090	4.4	50	8
1967	Josephson, Les	178	800	4.5	27	4
1968	Ellison, Willie	151	616	4.1	52t	5
1969	Smith, Larry	166	599	3.6	46	1
1970	Josephson, Les	150	640	4.3	23	5
1971	Ellison, Willie	211	1,000	4.7	80t	4
1972	Ellison, Willie	170	764	4.5	37	5
1973	McCutcheon, Lawrence	210	1,097	5.2	37	2
1974	McCutcheon, Lawrence	236	1,109	4.7	23	3
1975	McCutcheon, Lawrence	213	911	4.3	43	2
1976	McCutcheon, Lawrence	291	1,168	4.0	40	9
1977	McCutcheon, Lawrence	294	1,238	4.2	48	7
1978	Bryant, Cullen	178	658	3.7	26	7
1979	Tyler, Wendell	218	1,109	5.1	63t	9
1980	Bryant, Cullen	183	807	4.4	20	3
1981	Tyler, Wendell	260	1,074	4.1	69t	12
1982	Tyler, Wendell	137	564	4.1	54	9
1983	Dickerson, Eric	390	1,808	4.6	85t	18
1984	Dickerson, Eric	379	2,105	5.6	66	14
1985	Dickerson, Eric	292	1,234	4.2	43	12
1986	Dickerson, Eric	404	1,821	4.5	42t	11
1987	White, Charles	324	1,374	4.2	58	11
1988	Bell, Greg	288	1,212	4.2	44	16
1989	Bell, Greg	272	1,137	4.2	47	15
1990	Gary, Cleveland	204	808	4.0	48	14
1991	Delpino, Robert	214	688	3.2	36	9
1992	Gary, Cleveland	279	1,125	4.0	63	7
1993	Bettis, Jerome	294	1,429	4.9	71t	7
1994	Bettis, Jerome	319	1,025	3.2	19	3
1995	Bettis, Jerome	183	637	3.5	41	3
1996	Phillips, Lawrence	193	632	3.3	38	4
1997	Phillips, Lawrence	183	633	3.5	28	8
1998	Henley, June	88	313	3.6	22	3
1999	Faulk, Marshall	253	1,381	5.5	58	7
2000	Faulk, Marshall	253	1,359	5.4	36	18
2001	Faulk, Marshall	260	1,382	5.3	71t	12
2002	Faulk, Marshall	212	953	4.5	44	8
2003	Faulk, Marshall	209	818	3.9	52	10
2004	Faulk, Marshall	195	774	4.0	40	3
2005	Jackson, Steven	254	1,046	4.1	51	8
2006	Jackson, Steven	346	1,528	4.4	59t	13
2007	Jackson, Steven	237	1,002	4.2	54	5
2008	Jackson, Steven	253	1,042	4.1	56t	7
2009	Jackson, Steven	324	1,416	4.4	58	4
2010	Jackson, Steven	330	1,241	3.8	42t	6
2011	Jackson, Steven	260	1,145	4.4	47t	5

# RECEIVING

Year	Player	No.	Yards	Avg.	Long	TD
1937	Busich, Sam	13	136	10.5		0
1938	Benton, Jim	21	418	19.9		5
1939	Spadacinni, Vic	32	292	9.1		1
1940	Benton, Jim	22	351	16.0		3
1941	Hickey, Howard (Red)	21	294	14.0	39	4
1942	Magnani, Dante	24	276	11.5	67	4
1943	Suspended Play/W.W. II					
1944	Benton, Jim	39	505	12.9	36	6
1945	Benton, Jim	45	1,067	23.7	84	8
1946	Benton, Jim	63	993	15.8	57	6
1947	Benton, Jim	35	511	14.6	43	6
1948	Fears, Tom	51	698	13.7	80	4
1949	Fears, Tom	77	1,013	13.2	51t	9
1950	Fears, Tom	84	1,116	13.3	53	7
1951	Hirsch, Elroy	66	1,495	22.7	91	17
1952	Fears, Tom	48	600	12.5	36	6
1953	Hirsch, Elroy	61	941	15.4	70	4
1954	Boyd, Bob	53	1,212	22.9	80	6
1955	Fears, Tom	44	569	12.9	31	2
1956	Clarke, Leon	36	650	18.1	60	4
1957	Hirsch, Elroy	32	477	14.9	45	6
1958	Shofner, Del	51	1,097	21.5	92	8
1959	Shofner, Del	47	936	19.9	72	7
1960	Phillips, Jim	52	883	17.0	61t	8
1961	Phillips, Jim	78	1,092	14.0	69t	5
1962	Phillips, Jim	60	875	14.6	65t	5
1963	Phillips, Jim	54	793	14.7	52	1
1964	McKeever, Marlin (TE)	41	582	14.2	46	1
1965	McDonald, Tom	67	1,036	15.5	51	9
1966	Moore, Tom (RB)	60	433	7.2	30t	3
1967	Casey, Bernie	53	871	16.4	57t	8
1968	Truax, Billy (TE)	35	417	11.9	22	3
1969	Snow, Jack	49	734	15.0	74t	6
1970	Snow, Jack	51	859	16.8	71	7
1971	Rentzel, Lance	38	534	14.1	41	5
1972	Snow, Jack	30	590	19.7	57	4
1973	Jackson, Harold	40	874	21.9	69	13
1974	McCutcheon, Lawrence (RB)	39	408	10.5	50	2
1975	Jackson, Harold	43	786	18.3	54	7
1976	Jackson, Harold	39	751	19.3	65	5
1977	Jackson, Harold	48	666	13.9	58	6
1978	Miller, Willie	50	767	15.3	52	5
1979	Dennard, Preston	43	766	17.8	50	4
1980	Bryant, Cullen (RB)	53	386	7.3	25	3
1981	Dennard, Preston	49	821	16.8	64	4
1982	Tyler, Wendell (RB)	38	375	9.9	40	4
1983	Barber, Mike (TE)	55	657	11.9	42t	3
1984	Ellard, Henry	34	622	18.3	63t	6
1985	Ellard, Henry	54	811	15.0	64t	5
1986	Ellard, Henry	34	447	13.1	34	4
1987	Ellard, Henry	51	799	15.7	81t	3
1988	Ellard, Henry	86	1,414	16.4	68	10
1989	Ellard, Henry	70	1,382	19.7	53	8
1990	Ellard, Henry	76	1,294	17.0	50t	4
1991	Ellard, Henry	64	1,052	16.4	38	3
1992	Gary, Cleveland (RB)	52	293	5.6	22	3
1993	Ellard, Henry	61	945	15.5	54	2
1994	Bailey, Johnny (RB)	58	516	8.9	28	7
1995	Bruce, Isaac	119	1,781	15.0	72	13
1996	Bruce, Isaac	84	1,338	15.9	70	7
1997	Lee, Amp (RB)	61	825	13.5	62	3
1998	Lee, Amp (RB)	64	667	10.4	44	2
1999	Faulk, Marshall (RB)	87	1,048	12.0	57t	5
2000	Bruce, Isaac	87	1,471	16.9	78t	9
2001	Faulk, Marshall (RB)	83	765	9.2	65t	9
2002	Holt, Torry	91	1,302	14.3	58	4
2003	Holt, Torry	117	1,696	14.5	48	12
2004	Holt, Torry	94	1,372	14.6	75t	10
2005	Holt, Torry	102	1,331	13.0	44	9
2006	Holt, Torry	93	1,188	12.8	67t	10
2007	Holt, Torry	93	1,189	12.8	40	7
2008	Holt, Torry	64	796	12.4	45t	3
2009	Avery, Donnie	47	589	12.5	50	5
2010	Amendola, Danny	85	689	8.1	36	3
2011	Lloyd, Brandon	51	683	13.4	37	5

## PUNTING

Year	Player	No.	Yards	Avg.	TB	In 20	Long	Blocks
1939	Hall, Parker	58		41.0			80	
1940	Hall, Parker	57		43.0			75	
1941	Hall, Parker	49		40.1			67	
1942	Jacobs, Jack	33		42.3			66	
1943	Suspended Play/W.W. II							
1944	Reisz, Albie	25		40.1			66	0
1945	Waterfield, Bob	39		40.7			68	0
1946	Waterfield, Bob	39	1,743	44.6			65	0
1947	Waterfield, Bob	59	2,500	42.4			86	1
1948	Waterfield, Bob	43	1,833	42.6			88	0
1949	Waterfield, Bob	49	2,177	44.4			61	1
1950	Waterfield, Bob	52	2,087	40.1			61	2
1951	Van Brocklin, Norm	48	1,992	41.5			62	1
1952	Van Brocklin, Norm	29	1,250	43.1			66	0
1953	Van Brocklin, Norm	60	2,529	42.2			57	0
1954	Van Brocklin, Norm	44	1,874	42.6			61	0
1955	Van Brocklin, Norm	60	2,676	44.6			61	0
1956	Van Brocklin, Norm	48	2,070	43.1			72	0
1957	Van Brocklin, Norm	54	2,392	44.3			71	0
1958	Shofner, Del	49	2,018	41.2			62	0
1959	Shofner, Del	48	2,004	41.8			66	1
1960	Shofner, Del	54	2,301	42.6			63	1
1961	Villanueva, Danny	46	1,845	40.1	1		53	0
1962	Villanueva, Danny	87	3,960	45.5	7		65	1
1963	Villanueva, Danny	81	3,678	45.4	0		68	0
1964	Villanueva, Danny	82	3,616	44.1	5		58	0
1965	Lothridge, Billy	42	1,619	38.5	3		55	1
1966	Kilgore, Jon	71	3,037	42.8	4		58	0
1967	Kilgore, Jon	68	2,872	42.2	6		68	2
1968	Studstill, Pat	81	3,207	39.6	4		58	0
1969	Studstill, Pat	80	3,259	40.7	9		60	0
1970	Studstill, Pat	67	2,618	39.1	6		53	0
1971	Studstill, Pat	70	2,896	41.4	6		60	0
1972	Chapple, Dave	53	2,344	44.2	3		70	0
1973	Chapple, Dave	51	2,079	40.8	6		65	1
1974	Burke, Mike	46	1,701	37.0	4		51	0
1975	Carrell, Duane	73	2,874	39.4	9		57	0
1976	Jackson, Rusty	77	3,006	39.0	6	16	61	0
1977	Walker, Glen	73	2,568	35.2	8	11	56	0
1978	Walker, Glen	83	3,069	37.0	5	26	61	2
1979	Clark, Ken	93	3,731	40.1	7	17	60	2
1980	Corral, Frank	76	3,004	39.5	5	15	65	1
1981	Corral, Frank	89	3,735	42.0	3	19	67	0
1982	Misko, John	45	1,961	43.6	2	10	59	1
1983	Misko, John	82	3,301	40.3	12	18	67	0
1984	Misko, John	74	2,866	38.7	9	21	58	0
1985	Hatcher, Dale	87	3,761	43.2	6	32	67	1
1986	Hatcher, Dale	97	3,740	38.6	5	26	57	0
1987	Hatcher, Dale	76	3,140	41.3	4	19	62	0
1988	Hatcher, Dale	36	1,424	39.6	1	13	54	0
1989	Hatcher, Dale	73	2,834	38.8	7	15	54	1
1990	English, Keith	68	2,663	39.2	2	8	58	1
1991	Hatcher, Dale	63	2,403	38.1	5	16	52	0
1992	Bracken, Don	76	3,122	41.1	4	20	59	0
1993	Landeta, Sean	42	1,825	43.5	7	7	66	0
1994	Landeta, Sean	78	3,494	44.8	9	23	62	0
1995	Landeta, Sean	83	3,679	44.3	12	23	63	0
1996	Landeta, Sean	78	3,491	44.8	9	23	70	0
1997	Horan, Mike	53	2,272	42.9	4	10	60	0
1998	Tuten, Rick	95	4,202	44.2	10	16	64	0
1999	Tuten, Rick	32	1,359	42.5	7	9	70	0
2000	Baker, John	43	1,736	40.4	5	13	59	1
2001	Baker, John	43	1,809	42.1	7	9	58	0
2002	Berger, Mitch	72	3,020	41.9	10	26	64	0
2003	Landeta, Sean	59	2,525	42.8	5	14	57	0
2004	Landeta, Sean	40	1,733	43.3	3	9	63	0
2005	Barker, Bryan	50	2,137	42.7	4	13	63	0
2006	Turk, Matt	69	3,132	45.4	7	26	74	1
2007	Jones, Donnie	78	3,684	47.2	9	18	80	0
2008	Jones, Donnie	82	4,100	50.0	7	20	68	0
2009	Jones, Donnie	90	4,212	46.8	10	34	63	0
2010	Jones, Donnie	94	4,276	45.5	4	20	63	0
2011	Jones, Donnie	105	4,652	44.3	9	29	65	1

**FIELD GOALS**

<b>Year</b>	<b>Player</b>	<b>Att.</b>	<b>Made</b>	<b>Pct.</b>	<b>Long</b>
1937	Snyder, Bob .....	1	1	1.000	30
1938	Peterson, Nelson .....	2	2	1.000	18
1939	Davis, Corby .....	2	1	.500	27
1940	Adams, Chet .....	5	1	.200	29
1941	Adams, Chet .....	2	1	.500	40
1942	Adams, Chet .....	6	3	.500	46
1943	Suspended Play/W.W. II				
1944	Zontini, Louis .....	6	3	.500	39
1945	Waterfield, Bob .....	3	1	.333	28
1946	Waterfield, Bob .....	11	6	.545	37
1947	Waterfield, Bob .....	16	7	.437	45
1948	Waterfield, Bob .....	11	6	.545	47
1949	Waterfield, Bob .....	17	9	.529	42
1950	Waterfield, Bob .....	14	7	.500	46
1951	Waterfield, Bob .....	23	13	.565	47
1952	Waterfield, Bob .....	19	11	.579	45
1953	Agajanian, Ben .....	23	10	.434	47
1954	Agajanian, Ben .....	25	13	.520	41
1955	Richter, Les .....	15	10	.667	41
1956	Richter, Les .....	15	8	.533	32
1957	<i>Cothren, Paige</i> .....	19	11	.579	44
1958	Cothren, Paige .....	25	14	.560	43
1959	Michaels, Lou .....	17	8	.470	40
1960	<i>Villanueva, Danny</i> .....	19	12	.631	36
1961	Villanueva, Danny .....	27	13	.481	38
1962	Villanueva, Danny .....	20	10	.500	51
1963	Villanueva, Danny .....	17	9	.529	47
1964	<i>Gossett, Bruce</i> .....	24	18	.750	44
1965	Gossett, Bruce .....	26	15	.577	49
1966	Gossett, Bruce .....	49	28	.571	48
1967	Gossett, Bruce .....	43	20	.465	47
1968	Gossett, Bruce .....	31	17	.548	37
1969	Gossett, Bruce .....	34	22	.647	44
1970	Ray, David .....	29	45	.644	46
1971	Ray, David .....	29	18	.620	49
1972	Ray, David .....	41	24	.585	45
1973	Ray, David .....	47	30	.638	49
1974	Ray, David .....	31	25	.806	48
1975	Dempsey, Tom .....	26	21	.808	51
1976	Dempsey, Tom .....	26	17	.654	49
1977	<i>Septien, Rafael</i> .....	30	18	.600	45
1978	<i>Corral, Frank</i> .....	43	29	.674	48
1979	Corral, Frank .....	25	13	.520	49
1980	Corral, Frank .....	30	16	.533	47
1981	Corral, Frank .....	26	17	.654	44
1982	Lansford, Mike .....	15	9	.600	39
1983	<i>Nelson, Chuck</i> .....	11	5	.455	41
1984	Lansford, Mike .....	33	25	.758	50
1985	Lansford, Mike .....	29	22	.759	52
1986	Lansford, Mike .....	24	17	.708	50
1987	Lansford, Mike .....	21	17	.810	48
1988	Lansford, Mike .....	32	24	.750	49
1989	Lansford, Mike .....	30	23	.767	48
1990	Lansford, Mike .....	24	15	.625	46
1991	Zendejas, Tony .....	17	17	1.000	50
1992	Zendejas, Tony .....	20	15	.750	49
1993	Zendejas, Tony .....	23	16	.696	54
1994	Zendejas, Tony .....	23	18	.783	47
1995	Biasucci, Dean .....	12	9	.750	51
1996	Lohmiller, Chip .....	25	21	.840	50
1997	Wilkins, Jeff .....	37	25	.675	52
1998	Wilkins, Jeff .....	26	20	.769	57
1999	Wilkins, Jeff .....	28	20	.714	51
2000	Wilkins, Jeff .....	17	17	1.000	51
2001	Wilkins, Jeff .....	29	23	.793	54
2002	Wilkins, Jeff .....	25	19	.760	47
2003	Wilkins, Jeff .....	42	39	.929	53
2004	Wilkins, Jeff .....	24	19	.792	53
2005	Wilkins, Jeff .....	31	27	.871	53
2006	Wilkins, Jeff .....	37	32	.864	53
2007	Wilkins, Jeff .....	32	24	.750	53
2008	Brown, Josh .....	36	31	.861	54
2009	Brown, Josh .....	24	19	.792	54
2010	Brown, Josh .....	39	33	.846	53
2011	Brown, Josh .....	28	21	.750	49



# SCORING

Year	Player	TDR	TDP	TDRT	PAT	FG	TP
1937	Drake, Johnny (Zero)	3	2	0	0-0	0-0	30
1938	Benton, Jim .....	1	5	0	0-0	0-0	36
1939	Drake, Johnny (Zero) .....	9	0	0	0-0	0-0	54
1940	Drake, Johnny (Zero) .....	9	0	0	2-2	0-0	56
1941	Hickey, Howard (Red) .....	0	4	0	0-0	0-0	24
1942	Magnani, Dante.....	2	3	0	0-0	0-0	30
1943	Suspended Play/W.W. II						
1944	Zontini, Lou .....	3	1	0	14-16	3-6	47
1945	Waterfield, Bob .....	5	0	0	31-34	1-3	64
1946	Waterfield, Bob .....	1	0	0	37-37	6-11	61
1947	Waterfield, Bob .....	1	0	0	27-30	7-16	54
1948	Waterfield, Bob .....	0	0	0	38-44	6-11	56
1949	Waterfield, Bob .....	1	0	0	43-46	9-17	77
1950	Waterfield, Bob .....	1	0	0	54-58	7-14	91
1951	Hirsch, Elroy (WR-RB).....	0	17	0	0-0	0-0	102
1952	Waterfield, Bob .....	1	0	0	44-45	11-19	83
1953	Agajanian, Ben .....	0	0	0	36-37	10-23	66
1954	Towler, Dan (RB).....	11	0	0	0-0	0-0	66
1955	Richter, Les .....	0	0	0	30-31	13-22	69
1956	Richter, Les.....	0	0	0	36-38	8-15	60
1957	Cothren, Paige .....	0	0	0	38-39	11-19	71
1958	Cothren, Paige .....	0	0	0	42-43	14-25	84
1959	Shofner, Del (WR) .....	0	7	0	0-0	0-0	42
1960	Villanueva, Danny .....	0	0	0	28-28	12-19	64
1961	Villanueva, Danny .....	0	0	0	32-32	13-27	71
1962	Villanueva, Danny .....	0	0	0	26-27	10-20	56
1963	Villanueva, Danny .....	0	0	0	25-26	9-17	52
1964	Gossett, Bruce .....	0	0	0	31-32	18-24	85
1965	Gossett, Bruce .....	0	0	0	30-32	15-26	75
1966	Gossett, Bruce .....	0	0	0	29-29	28-49	113
1967	Gossett, Bruce .....	0	0	0	48-48	20-43	108
1968	Gossett, Bruce .....	0	0	0	37-37	17-31	88
1969	Gossett, Bruce .....	0	0	0	36-36	22-34	102
1970	Ray, David .....	0	0	0	34-34	29-45	121
1971	Ray, David .....	0	0	0	37-37	18-29	91
1972	Ray, David .....	0	0	0	31-31	24-41	103
1973	Ray, David .....	0	0	0	40-42	30-47	130
1974	Ray, David .....	0	0	0	25-31	9-16	52
1975	Dempsey, Tom .....	0	0	0	31-36	21-26	94
1976	Dempsey, Tom .....	0	0	0	36-44	17-26	87
1977	Septien, Rafael .....	0	0	0	32-35	18-30	86
1978	Corral, Frank .....	0	0	0	31-33	29-43	118
1979	Corral, Frank .....	0	0	0	36-39	13-25	75
1980	Corral, Frank .....	0	0	0	51-52	16-30	99
1981	Tyler, Wendell (RB) .....	12	5	0	0-0	0-0	102
1982	Tyler, Wendell (RB).....	9	4	0	0-0	0-0	78
1983	Dickerson, Eric (RB) .....	18	2	0	0-0	0-0	120
1984	Lansford, Mike .....	0	0	0	37-38	25-33	112
1985	Lansford, Mike .....	0	0	0	38-39	22-29	104
1986	Lansford, Mike .....	0	0	0	34-35	17-24	85
1987	Lansford, Mike .....	0	0	0	36-38	17-21	87
1988	Lansford, Mike .....	0	0	0	45-48	24-32	117
1989	Lansford, Mike .....	0	0	0	51-51	23-30	120
1990	Gary, Cleveland (RB).....	14	1	0	0-0	0-0	90
1991	Zendejas, Tony .....	0	0	0	25-26	17-17	76
1992	Zendejas, Tony .....	0	0	0	38-38	15-20	83
1993	Zendejas, Tony .....	0	0	0	23-25	16-23	71
1994	Zendejas, Tony .....	0	0	0	28-28	18-23	82
1995	Bruce, Isaac (WR).....	0	13	0	1*	0-0	80
1996	Lohmiller, Chip .....	0	0	0	28-29	21-25	91
1997	Wilkins, Jeff .....	0	0	0	32-32	25-37	107
1998	Wilkins, Jeff .....	0	0	0	25-26	20-26	85
1999	Wilkins, Jeff .....	0	0	0	64-64	20-28	124
2000	Faulk, Marshall (RB) .....	26	0	0	2*	0-0	160
2001	Faulk, Marshall (RB) .....	21	0	0	1*	0-0	128
2002	Wilkins, Jeff .....	0	0	0	37-37	19-25	94
2003	Wilkins, Jeff .....	0	0	0	46-46	39-42	163
2004	Wilkins, Jeff .....	0	0	0	32-32	19-24	89
2005	Wilkins, Jeff .....	0	0	0	36-36	27-31	117
2006	Wilkins, Jeff .....	0	0	0	36-36	32-37	131
2007	Wilkins, Jeff .....	0	0	0	25-25	24-32	97
2008	Brown, Josh .....	0	0	0	19-19	31-36	112
2009	Brown, Josh .....	0	0	0	16-16	19-24	73
2010	Brown, Josh .....	0	0	0	26-27	33-39	125
2011	Brown, Josh .....	0	0	0	18-18	21-28	81

\* 2-point Conversion

# KICKOFF RETURNS

Year	Player	No.	Yards	Avg.	Long	TD
1942	Magnani, Dante .....	11	250	22.7	37	0
1943	Suspended Play/W.W. II					
1944	Reisz, Al .....	12	285	23.7	44	0
1945	Gehrke, Fred .....	9	173	19.2	30	0
1946	Gehrke, Fred .....	8	186	23.2	28	0
1947	Harmon, Tom .....	9	208	23.1	34	0
1948	Gehrke, Fred .....	17	464	27.3	92t	1
1949	Kalmanir, Tom .....	18	403	22.4	57	0
1950	Smith, Verda (Vitamin T.) ...	22	742	33.7	97t	3
1951	Davis, Glenn .....	9	179	19.9	33	0
1952	Quinlan, Skeet .....	17	440	25.9	56	0
1953	Lewis, Woodley .....	32	830	25.9	69	0
1954	Lewis, Woodley.....	34	836	24.6	88t	1
1955	Waller, Ron .....	17	461	27.1	39	0
1956	Wilson, Tom .....	15	477	31.8	103t	1
1957	Arnett, Jon .....	18	504	28.0	98t	1
1958	Arnett, Jon.....	16	331	20.7	32	0
1959	Matson, Ollie .....	16	367	22.9	48	0
1960	Arnett, Jon.....	17	416	24.5	43	0
1961	Bass, Dick .....	23	698	30.3	64	0
1962	Atkins, Pervis .....	28	676	24.1	41	0
1963	Shannon, Carver .....	28	823	29.4	99t	1
1964	Shannon, Carver.....	18	442	24.6	40	0
1965	Smith, Bob .....	17	451	26.9	56	0
1966	Williams, Clarence .....	15	420	28.0	81	0
1967	Ellison, Willie .....	13	340	26.2	58	0
1968	Smith, Ron .....	26	718	27.6	94t	1
1969	Smith, Ron.....	27	585	21.6	37	0
1970	Haymond, Alvin .....	35	1,022	29.2	98t	1
1971	Williams, Travis .....	25	743	29.7	105t	1
1972	Ellison, Willie .....	14	345	24.6	32	0
1973	Bryant, Cullen .....	13	369	28.4	93	1
1974	Bryant, Cullen .....	23	617	26.8	84	1
1975	McGee, Willie .....	17	404	23.8	46	0
1976	Bryant, Cullen .....	16	459	28.7	90	1
1977	Tyler, Wendell .....	24	523	21.8	27	0
1978	Latin, Jerry .....	22	467	21.2	41	0
1979	Hill, Drew .....	40	803	20.1	39	0
1980	Hill, Drew .....	43	880	20.5	98t	1
1981	Hill, Drew.....	60	1,170	19.5	50	0
1982	Redden, Barry .....	22	502	22.8	85	0
1983	Redden, Barry .....	18	358	18.8	43	0
1984	Redden, Barry .....	23	530	23.0	40	0
1985	Brown, Ron .....	28	918	32.8	98t	3
1986	Brown, Ron .....	36	794	22.1	55	0
1987	Brown, Ron .....	27	581	21.5	95t	1
1988	Brown, Ron .....	19	401	21.1	73	0
1989	Brown, Ron .....	47	968	20.6	74	0
1990	Green, Gaston .....	25	560	22.4	99t	1
1991	Turner, Vernon .....	24	457	19.0	36	0
1992	Turner, Vernon .....	29	569	19.6	35	0
1993	Boykin, Deral .....	13	216	16.6	35	0
1994	Lang, David .....	27	626	23.2	57	0
1995	Thomas, J.T. ....	32	752	23.5	46	0
1996	Thomas, J.T.....	30	643	21.4	43	0
1997	Thompson, David.....	49	1,110	22.7	56	0
1998	Horne, Tony .....	56	1,306	23.3	102t	1
1999	Horne, Tony .....	30	892	29.7	101t	2
2000	Horne, Tony .....	57	1,379	24.2	103t	1
2001	Canidate, Trung .....	36	748	20.8	40	0
2002	Wilkins, Terrence .....	47	1,074	22.9	42	0
2003	Harris, Arlen .....	51	1,175	23.0	42	0
2004	Harris, Arlen .....	47	951	20.2	29	0
2005	Johnson, Chris .....	38	857	22.6	99t	1
2006	Ponder, Willie.....	26	605	23.3	40	0
2007	Hall, Dante .....	29	729	25.1	84	0
2008	Hall, Dante .....	37	763	20.6	41	0
2009	Amendola, Danny.....	66	1,618	24.5	58	0
2010	Amendola, Danny.....	50	1,142	22.8	84	0
2011	Porter, Quinn.....	25	554	22.2	32	0



# **PUNT RETURNS**

Year	Player	No.	FC	Yards	Avg.	Long	TD
1941	Hall, Parker .....	13		125	9.6	25	0
1942	Hall, Parker .....	12		148	12.3	32	0
1943	Suspended Play/W.W. II.....						
1944	Kabealo, Mike .....	7		64	9.1	16	0
1945	Gehrke, Fred .....	8		120	15.0	49	0
1946	Gehrke, Fred .....	8		59	7.3	20	0
1947	Harmon, Tom .....	27		392	14.5	88t	1
1948	Horvath, Les .....	13		203	15.6	27	0
1949	Smith, Verda (Vitamin T.) ....	27		427	15.8	85t	1
1950	Smith, Verda (Vitamin T.) ...	22		218	9.9	30	0
1951	Smith, Verda (Vitamin T.) ...	12		139	11.6	37	0
1952	Lewis, Woodley .....	19		351	18.5	83t	2
1953	Lewis, Woodley .....	35		267	7.6	78	1
1954	Lewis, Woodley .....	22		82	3.7	16	0
1955	Waller, Ron .....	14		60	4.3	21	0
1956	Sherman, Will .....	12		100	8.3	76	1
1957	Arnett, Jon .....	14		85	6.1	22	0
1958	Arnett, Jon.....	18		223	12.4	58	0
1959	Arnett, Jon.....	17		184	10.8	71t	1
1960	Bass, Dick .....	11		62	5.6	22	0
1961	Arnett, Jon.....	10		75	7.5	17	0
1962	Atkins, Pervis .....	11	5	94	8.5	45	0
1963	Shannon, Carver .....	15	11	132	8.8	29	0
1964	Shannon, Carver.....	15	6	81	5.4	22	0
1965	Stiger, Jim .....	13	2	106	8.2	22	0
1966	Stiger, Jim .....	33	7	259	7.8	49	0
1967	Cross, Irv .....	17	6	136	8.0	39	0
1968	Meador, Ed .....	17	15	136	8.0	40	0
1969	Haymond, Alvin .....	33	8	435	13.2	52	0
1970	Haymond, Alvin.....	53	15	376	7.1	30	0
1971	Haymond, Alvin.....	24	11	123	5.1	28	0
1972	Bertelsen, Jim .....	16	3	232	14.5	60	0
1973	Bertelsen, Jim .....	26	10	259	10.0	34	0
1974	Bertelsen, Jim .....	11	4	132	12.0	19	0
1975	Bertelsen, Jim .....	11	1	143	13.0	38	0
1976	Bryant, Cullen .....	29	2	321	11.1	25	0
1977	Bryant, Cullen .....	20	1	141	7.1	26	0
1978	Wallace, Jackie .....	52	5	618	11.9	58	0
1979	Brown, Eddie .....	56	19	332	5.9	30	0
1980	Irvin, LeRoy .....	42	7	296	7.0	26	0
1981	Irvin, LeRoy .....	46	6	615	13.4	84t	3
1982	Irvin, LeRoy .....	22	1	243	11.0	63t	1
1983	Ellard, Henry .....	16	4	217	13.6	72t	1
1984	Ellard, Henry .....	30	3	403	13.4	83t	2
1985	Ellard, Henry .....	37	9	501	13.5	80t	1
1986	Ellard, Henry .....	14	11	127	9.1	20	0
1987	Ellard, Henry .....	15	6	107	7.1	29	0
1988	Hicks, Clifford .....	25	0	144	5.8	13	0
1989	Henley, Darryl .....	29	19	273	9.4	25	0
1990	Henley, Darryl .....	19	4	195	10.3	26	0
1991	Turner, Vernon .....	23	4	201	8.7	29	0
1992	Turner, Vernon.....	28	6	207	7.4	23	0
1992	Turner, Vernon.....	28	6	207	7.4	23	0
1993	Buchanan, Richard .....	8	1	41	5.1	12	0
1994	Bailey, Johnny .....	19	4	153	8.1	24	0
1995	Kinchen, Todd .....	53	7	416	7.8	27	0
1996	Kennison, Eddie.....	29	16	643	14.6	78t	2
1997	Kennison, Eddie.....	34	20	247	7.3	43	0
1998	Kennison, Eddie.....	40	25	415	10.4	71t	1
1999	Hakim, Az-Zahir .....	44	22	461	10.5	84t	1
2000	Hakim, Az-Zahir .....	32	17	489	15.3	86t	1
2001	Hakim, Az-Zahir .....	36	12	330	9.2	32	0
2002	Wilkins, Terrence .....	25	13	242	9.7	55	0
2003	Groce, DeJuan.....	19	3	135	7.1	19	0
2004	McDonald, Shaun .....	30	18	143	4.8	39	0
2005	Looker, Dane .....	8	2	69	8.6	17	0
2006	McDonald, Shaun .....	23	14	172	7.5	33	0
2007	Hall, Dante .....	19	6	286	15.1	85t	1
2008	Stanley, Derek .....	11	4	101	9.2	33	0
2009	Amendola, Danny.....	31	11	360	11.6	56	0
2010	Amendola, Danny.....	40	18	452	11.3	42	0
2011	Pettis, Austin.....	15	10	139	9.3	39	0

# INTERCEPTIONS

Year	Player	No.	Yards	Avg.	Long	TD
1941	Drake, Johnny (Zero) .....	2	66	33.0	54	0
1942	Jacobs, Jack .....	4	22	5.5	22	0
1943	Suspended Play/W.W. II					
1944	Colella, Tom .....	4	53	13.3	19	0
1945	Waterfield, Bob .....	6	92	15.3	29	0
1946	Waterfield, Bob .....	5	72	14.4	28	0
1947	Harmon, Tom .....	8	136	17.0	36	1
1948	Naumetz, Fred .....	4	75	18.8	68	0
1949	Sims, George .....	9	78	8.7	27	1
1950	Lewis, Woodley .....	12	275	22.9	36	0
1951	Hecker, Norb .....	3	74	24.7	36	0
1952	Lane, Dick (Night Train).....	14	298	21.3	80t	2
1953	Hecker, Norb .....	7	91	13.0	24	0
1954	Sherman, Will .....	6	70	11.7	28	0
1955	Sherman, Will.....	11	101	9.2	36	0
1956	Sherman, Will.....	4	122	30.5	95t	1
1957	Richter, Les .....	4	60	15.0	25	0
1958	Burroughs, Don .....	7	72	10.3	46	0
1959	Meador, Ed .....	3	3	1.0	3	0
1960	Britt, Charley .....	5	117	23.4	73t	1
1961	Crow, Lindon .....	6	117	19.5	31	0
1962	Crow, Lindon.....	5	100	20.0	65t	1
1963	Meador, Ed .....	6	38	6.3	20	0
1964	Richardson, Jerry .....	5	146	29.2	41	0
1965	Martin, Aaron .....	2	60	30.0	37t	1
1966	Williams, Clarence .....	8	97	12.1	32t	1
1967	Meador, Ed .....	8	103	12.9	30t	2
1968	Williams, Clarence .....	7	51	7.3	36	0
1969	Meador, Ed .....	5	97	19.4	38t	2
1970	Williams, Clarence .....	5	108	21.6	65t	1
1971	Howard, Gene .....	6	99	16.5	35	0
1972	Nettles, Jim .....	6	168	28.0	43	0
1973	Stukes, Charlie .....	5	104	20.8	42	0
1974	Elmendorf, Dave .....	7	186	26.6	57t	2
1975	Simpson, Bill .....	6	90	15.0	29	0
1976	Jackson, Monte .....	10	173	17.3	46	3
1977	Simpson, Bill .....	6	157	26.2	42	0
1978	Perry, Rod .....	8	117	14.6	44t	3
1979	Cromwell, Nolan .....	5	109	21.8	34	0
1980	Cromwell, Nolan .....	8	140	17.5	34	1
1981	Cromwell, Nolan .....	5	94	18.8	94t	1
1982	Perry, Rod .....	3	57	19.0	33	0
1983	Collins, Kirk .....	5	113	22.6	58	0
1984	Irvin, LeRoy .....	5	166	33.2	81t	2
1985	Green, Gary .....	6	84	14.0	41t	1
1986	Gray, Jerry .....	8	101	12.6	28	0
1987	Irvin, LeRoy .....	2	47	23.5	47t	1
1988	Johnson, Johnnie .....	4	18	4.5	11	0
1989	Gray, Jerry .....	6	48	8.0	27t	1
1990	Humphery, Bobby .....	4	52	13.0	44t	1
1991	Gray, Jerry .....	3	83	27.7	59t	1
1992	Henley, Darryl .....	4	41	10.3	25	0
1993	Bailey, Robert .....	2	41	20.5	41	0
1994	Pope, Marquez.....	3	66	22.0	51	0
1995	Wright, Toby.....	6	79	13.2	27	0
1996	Lyle, Keith .....	9	152	16.9	68	0
1997	McNeil, Ryan.....	9	127	14.1	75t	1
1998	Lyght, Todd.....	3	30	10.0	17	0
	Lyle, Keith .....	3	20	6.7	20	0
1999	Lyght, Todd.....	6	112	18.7	57t	1
2000	McCleon, Dexter .....	8	28	3.5	23	0
2001	Bly, Dre' .....	6	150	25.0	93t	2
2002	Herring, Kim .....	3	38	12.7	36	0
2003	Fisher, Travis .....	4	205	51.3	74t	2
	Williams, Aeneas .....	4	82	20.5	46t	1
	Butler, Jerametrios.....	4	72	18.0	45	0
	Polley, Tommy (LB) .....	4	32	8.0	22	0
2004	Butler, Jerametrios.....	5	15	3.0	10	0
2005	Furrey, Mike .....	4	143	35.8	67t	1
2006	Bartell, Ron .....	3	63	21.0	38t	1
	Hill, Tye.....	3	20	6.7	14	0
	Brown, Fakhir.....	3	17	5.7	20	0
	Atogwe, Oshiomogho.....	3	8	2.7	7	0
2007	Atogwe, Oshiomogho.....	8	125	15.6	52t	1
2008	Atogwe, Oshiomogho.....	5	91	18.2	43	0
2009	Butler, James .....	3	17	5.6	17	0
2010	Feltcher, Bradley .....	4	41	10.3	28	0
2011	Gordy, Josh.....	3	37	12.3	30	0

**TACKLES** (Unofficial)

<b>Year</b>	<b>Player</b>	<b>Solo</b>	<b>Assists</b>	<b>Total</b>
1962	McKeever, Marlin (LB)	58	31	89
1963	Pardee, Jack (LB)	46	25	71
1964	Jones, David (DE)	75	22	97
1965	Jones, David (DE)	68	27	95
1966	Jones, David (DE)	98	14	112
1967	Jones, David (DE)	100	39	139
1968	Jones, David (DE)	87	23	110
1969	Jones, David (DE)	59	55	114
1970	Pottios, Myton (LB)	62	26	88
1971	McKeever, Marlin (LB)	76	32	108
1972	Robinson, Isiah (LB)	59	23	82
1973	Reynolds, Jack (LB)	58	28	86
1974	Reynolds, Jack (LB)	72	29	101
1975	Reynolds, Jack (LB)	74	38	112
1976	Reynolds, Jack (LB)	89	31	120
1977	Elmendorf, Dave (S)	59	35	94
1978	Youngblood, Jim (LB)	80	43	120
1979	Reynolds, Jack (LB)	83	61	144
1980	Reynolds, Jack (LB)	81	38	119
1981	Ekern, Carl (LB)	85	46	131
1982	Andrews, George (LB)	47	20	67
1983	Ekern, Carl (LB)	94	36	130
1984	Collins, Jim (LB)	142	43	185
1985	Collins, Jim (LB)	103	37	140
1986	Newsome, Vince (S)	91	22	113
1987	Collins, Jim (LB)	78	12	90
1988	Ekern, Carl (LB)	64	29	93
1989	Newsome, Vince (S)	64	25	89
1990	Newsome, Vince (S)	74	18	92
1991	Kelm, Larry (LB)	88	17	105
1992	Greene, Kevin (LB)	75	12	87
1993	Phifer, Roman (LB)	96	21	117
1994	Conlan, Shane (LB)	82	24	106
1995	Phifer, Roman (LB)	106	43	149
1996	Phifer, Roman (LB)	123	47	170
1997	Jones, Robert (LB)	72	43	115
1998	Jenkins, Billy (S)	90	31	121
1999	Fletcher, London (LB)	80	58	138
2000	Fletcher, London (LB)	117	76	193
2001	Fletcher, London (LB)	113	76	189
2002	Archuleta, Adam (S)	101	48	149
2003	Tinoisamoa, Pisa (LB)	70	51	121
2004	Tinoisamoa, Pisa (LB)	100	45	145
2005	Tinoisamoa, Pisa (LB)	91	43	134
2006	Witherspoon, Will (LB)	104	32	136
2007	Witherspoon, Will (LB)	103	29	132
2008	Tinoisamoa, Pisa (LB)	88	47	135
<b>2009</b>	<b>Laurinaitis, James (LB)</b>	<b>98</b>	<b>48</b>	<b>146</b>
<b>2010</b>	<b>Laurinaitis, James (LB)</b>	<b>98</b>	<b>16</b>	<b>114</b>

**SACKS** (Not an official sack until 1982)

<b>Year</b>	<b>Player</b>	<b>No.</b>	<b>Year</b>	<b>Player</b>	<b>No.</b>
1950	Jack Zilly (DE) .....	7.0	1982	Mike Fanning (DT) .....	5.0
1951	Larry Brink (DE) .....	3.0	1983	Jack Youngblood (DE) .....	10.5
1952	Andy Robustelli (DE) .....	7.5	1984	Jack Youngblood (DE) .....	9.5
1953	Andy Robustelli (DE) .....	8.0	1985	Mike Wilcher (LB) .....	12.5
1954	Andy Robustelli (DE) .....	4.0	1986	Gary Jeter (DE) .....	8.0
1955	Andy Robustelli (DE) .....	6.0	1987	Gary Jeter (DE) .....	7.0
1956	Paul Miller (DE) .....	6.0	1988	Kevin Greene (LB) .....	16.5
1957	Dick Daugherty (LB) .....	8.0	1989	Kevin Greene (LB) .....	16.5
1958	Lou Michaels (DE) .....	6.0	1990	Kevin Greene (LB) .....	13.0
1959	George Struger (DT) .....	5.0	1991	Kevin Greene (LB) .....	
1960	Gene Brito (DE) .....	7.0	3.0		
1961	Lamar Lundy (DE) .....	11.0		Gerald Robinson (DE) .....	3.0
1962	Deacon Jones (DE) .....	12.0	1992	Kevin Greene (LB) .....	10.0
1963	Lamar Lundy (DE) .....	9.0	1993	Sean Gilbert (DT) .....	10.5
1964	Deacon Jones (DE) .....	22.0	1994	Robert Young (DE) .....	6.5
1965	Deacon Jones (DE) .....	19.0	1995	D'Marco Farr (DT) .....	11.0
1966	Deacon Jones (DE) .....	18.0	1996	Kevin Carter (DE) .....	9.5
1967	Deacon Jones (DE) .....	21.0	1997	Leslie O'Neal (DE) .....	10.0
1968	Deacon Jones (DE) .....	22.0	1998	Kevin Carter (DE) .....	12.0
1969	Deacon Jones (DE) .....	15.0	1999	Kevin Carter (DE) .....	17.0
1970	Deacon Jones (DE) .....	12.0	2000	Grant Wistrom (DE) .....	11.0
1971	Coy Bacon (DE) .....	11.0	2001	Leonard Little (DE) .....	14.5
1972	Coy Bacon (DE) .....	11.5	2002	Leonard Little (DE) .....	12.0
1973	Jack Youngblood (DE) .....	16.5	2003	Leonard Little (DE) .....	12.5
1974	Jack Youngblood (DE) .....	15.0	2004	Bryce Fisher (DE) .....	8.5
1975	Jack Youngblood (DE) .....	15.0	2005	Leonard Little (DE) .....	9.5
1976	Jack Youngblood (DE) .....	14.5	2006	Leonard Little (DE) .....	13.0
	Larry Brooks (DT) .....	14.5	2007	Will Witherspoon (LB) .....	7.0
1977	Jack Youngblood (DE) .....	8.5	2008	James Hall (DE) .....	6.5
1978	Larry Brooks (DE) .....	8.0	2009	Leonard Little (DE) .....	6.5
1979	Jack Youngblood (DE) .....	18.0	2010	James Hall (DE) .....	10.5
1980	Jack Youngblood (DE) .....	11.5	<b>2011</b>	<b>Chris Long (DE) .....</b>	<b>13.0</b>
1981	Jack Youngblood (DE) .....	12.5			

# INDIVIDUAL RECORDS

## SERVICE

### Most Seasons

20	Jackie Slater, 1976-95
15	Charlie Cowan, 1961-75 Joe Scibelli, 1961-75 Merlin Olsen, 1962-76
14	Jack Youngblood, 1971-84 Doug Smith, 1978-91 Isaac Bruce, 1994-2007

### Most Games Played

259	Jackie Slater, 1976-95
208	Merlin Olsen, 1962-76
206	Charlie Cowan, 1961-75

### Most Consecutive Games Played

201	Jack Youngblood, 1971-84
198	Merlin Olsen, 1962-76
184	Tom Mack, 1966-1978

## SCORING

### Most Seasons Leading Team

9	Jeff Wilkins, 1997-99, 2002-07
7	Bob Waterfield, 1946-52
6	Bruce Gossett, 1964-69 Mike Lansford, 1982-90

### Most Consecutive Seasons Leading Team

6	Bruce Gossett, 1964-69 Mike Lansford, 1984-89 Bob Waterfield, 1945-50 Jeff Wilkins, 2002-07
5	David Ray, 1970-74
4	Danny Villaneuva, 1960-63 Tony Zendejas, 1991-94

## POINTS

### Career

1,223	Jeff Wilkins, 1997-2007 (428 pat, 265 fg)
789	Mike Lansford, 1982-90 (315 pat, 158 fg)
573	Bob Waterfield, 1945-52 (13 td, 315 pat, 60 fg)

### Season

163	Jeff Wilkins, 2003 (39 fg, 46 pat)
160	Marshall Faulk, 2000 (26 td, 2 two-point conv.)
131	Jeff Wilkins, 2006 (32 fg, 35 pat)

### Season, Rookie

120	Eric Dickerson, 1983 (20 td)
118	Frank Corral, 1978 (31 pat, 29 fg)
86	Rafael Septien, 1977 (32 pat, 18 fg)

### Game

24	Bob Shaw, vs. Washington, 12/11/49 (4 td) Elroy Hirsch, vs. New York Yanks, 9/28/51 (4 td) Harold Jackson, vs. Dallas, 10/14/73 (4 td) Az-Zahir Hakim, @ Cincinnati, 10/3/99 (4 td) Isaac Bruce, vs. San Francisco, 10/10/99 (4 td) Marshall Faulk, @ San Francisco, 10/29/00 (4 td) Marshall Faulk, vs. Minnesota, 12/10/00 (4 td) Marshall Faulk, @ Tampa Bay, 12/18/00 (4 td) Marshall Faulk, vs. Indianapolis, 12/30/01 (4 td) Marshall Faulk, vs. Seattle, 10/20/02 (4 td) Steven Jackson, @ Minnesota, 12/31/06 (4 td)
21	Jeff Wilkins, vs. San Diego, 10/1/00 (5 fg, 6 pat)
18	Many times, last by Steven Jackson, vs. Dallas 10/19/08 (3 td)

### Game, Opponent

26	Gordy Soltau, @ San Francisco, 10/28/51 (3 td, 1 fg, 5 pat)
24	Many times, last by Ron Moore, @ Phoenix, 12/4/93 (4 td)
21	Two times, last by Rich Karlis, @ Minnesota, 11/15/89 (7 fg)

## TOUCHDOWNS

### Career

85	Marshall Faulk, 1999-2006 (58 r, 27 p)
84	Isaac Bruce, 1994-2007 (84 p)
74	Torry Holt, 1999-2008 (74 p)

### Season

26	Marshall Faulk, 2000 (18 r, 8 p)
21	Marshall Faulk, 2001 (12 r, 9 p)
20	Eric Dickerson, 1983 (18 r, 2 p)

### Game

4	Bob Shaw, vs. Washington, 12/11/49 (4 p) Elroy Hirsch, vs. New York Yanks, 9/28/51 (4 p) Harold Jackson, vs. Dallas, 10/14/73 (4 p) Az-Zahir Hakim, @ Cincinnati, 10/3/99 (3p, 1 pr) Isaac Bruce, vs. San Francisco, 10/10/99 (4 p) Marshall Faulk, @ San Francisco, 10/29/00 (2 r, 2 p) Marshall Faulk, vs. Minnesota, 12/10/00 (4 r) Marshall Faulk, @ Tampa Bay, 12/18/00 (3 r, 1 p) Marshall Faulk, vs. Indianapolis, 12/30/01 (3 r, 1 p) Marshall Faulk, vs. Seattle, 10/20/02 (3 r, 1 p) Steven Jackson, @ Minnesota, 12/31/06 (3 r, 1 p)
3	Many times, last by Steven Jackson, vs. Dallas, 10/19/08 (3 r)
2	Many times, Last by Billy Bajema, vs. Denver 1/28/10

### Game, Opponent

4	Lenny Moore, @ Baltimore, 10/16/60 (4 r) Ron Moore, @ Phoenix, 12/4/93 (4 r)
3	Many times, last by Torrey Smith, Baltimore, 9/25/11
2	Many times, Last by Randall Cobb, vs GB, 10/21/12

### Most Consecutive Games Scoring Touchdown

11	Elroy Hirsch, 1950-51
10	Eric Dickerson, 1983 Greg Bell, 1988-89
9	Marshall Faulk, 2001-02

## POINTS AFTER TOUCHDOWN

### Most Attempted, Career

429	Jeff Wilkins, 1997-2007
336	Bob Waterfield, 1945-52
325	Mike Lansford, 1982-90

### Most Attempted, Season

64	Jeff Wilkins, 1999
58	Bob Waterfield, 1950
52	Frank Corral, 1980

### Most Attempted, Game

9	Bob Waterfield vs. Baltimore, 10/22/50
8	Paige Cothren, vs. San Francisco, 11/9/58 Tom Dempsey, vs. Atlanta, 12/4/76 Chip Lohmiller, vs. Atlanta, 11/10/96
7	Many times, last by Jeff Wilkins, vs. Carolina, 1/11/01

### Most Made, Career

428	Jeff Wilkins, 1997-2007
315	Bob Waterfield, 1945-52 Mike Lansford, 1982-90
211	Bruce Gossett, 1964-69

\*NFL Record

† Ties NFL Record



**Most Made, Season**

- 64 Jeff Wilkins, 1999
- 58 Jeff Wilkins, 2001
- 54 Bob Waterfield, 1950

**Most Made, Game**

- 19 Bob Waterfield, vs. Balimore, 10/22/50
- 8 Paige Cothren, vs. San Francisco, 11/9/58
- 7 Bob Waterfield, @ New York Giants, 11/14/48
- Bruce Gossett, vs. New York Giants, 11/13/66
- Jeff Wilkins, vs. Carolina 11/11/01

**Most Made, Game, Opponent**

- 8 Tom Fearnster, @ Baltimore, 11/25/56
- Cliff Patton, @ Philadelphia, 10/7/50
- 7 Bob Jencks, vs. Chicago, 10/13/63
- 6 Many times, last by Neil Rackers, @ Arizona, 12/30/07

**Most Consecutive Made**

- 371 Jeff Wilkins, 1999-2007
- 165 Bruce Gossett, 1965-69
- 102 David Ray, 1970-72

**Highest Percentage Made, Career (100 attempts)**

- 99.8 Jeff Wilkins, 1997-2007 (403-404)
- 98.7 Josh Brown, 2008-11 (79-80)
- 98.2 Danny Villanueva, 1960-63 (111-113)

**Most Made, No Misses, Season**

- 64 Jeff Wilkins, 1999
- 58 Jeff Wilkins, 2001
- 51 Mike Lansford, 1989

**TWO-POINT CONVERSIONS****Most Two Point Conversions, Career**

- 7 Marshall Faulk, 1999-2006
- 3 Isaac Bruce, 1994-2007
- 2 Jerome Bettis, 1993-95
- Tony Banks, 1996-98
- Ricky Proehl, 1998-2002

**Most Two Point Conversions, Season**

- 2 Jerome Bettis, 1994
- Marshall Faulk, 2000
- Marshall Faulk, 2004
- 1 Many times, last by Steven Jackson, 2012

**Most Two Point Conversions, Game**

- 2 Marshall Faulk, vs. Atlanta, 10/15/00 (2 runs)
- 1 Many times, last by Steven Jackson, at Mia, 10/14/12

**Most Two Point Conversions, Opponent, Season**

- 2 Terance Mathis, Atlanta, 1994
- 2 Reggie Bush, New Orleans, 2007

**Most Two Point Conversions, Opponent, Game**

- 2 Reggie Bush, @ New Orleans, 11/11/07 (2 runs)
- 1 Many times, last by Lee Evans, vs. Buffalo, 9/28/08 (pass from Trent Edwards)

**FIELD GOALS****Most Attempted, Career**

- 328 Jeff Wilkins, 1997-2007
- 217 Mike Lansford, 1982-90
- 207 Bruce Gossett, 1964-69

**Most Attempted, Season**

- 49 Bruce Gossett, 1966
- 47 David Ray, 1973
- 45 David Ray, 1970

**Most Attempted, Game**

- 7 Bob Waterfield, vs. Detroit, 12/9/51
- Jeff Wilkins, vs. Denver, 9/10/06
- 6 Five times, last by David Ray, @ New Orleans, 11/26/72
- 5 Many times, Last by Jeff Wilkins, @ Detroit, 10/1/06

**Most Attempted, Opponent,Game**

- 7 Rich Karlis, @ Minnesota, 11/5/89
- 6 Five times, last by John Carney, vs. New Orleans, 9/26/04
- 5 Many times, last by Matt Stover, @ Baltimore, 10/14/07

**Most Made, Career**

- 265 Jeff Wilkins, 1997-2007
- 158 Mike Lansford, 1982-90
- 120 Bruce Gossett, 1964-69

**Most Made, Season**

- 39 Jeff Wilkins, 2003
- 33 Josh Brown, 2010
- 32 Jeff Wilkins, 2006

**Most Made, Season, Rookie**

- 29 Frank Corral, 1978
- 18 Bruce Gossett, 1964
- Rafael Septien, 1977
- 17 Greg Zuerlein, 2012
- 12 Danny Villaneuva, 1960

**Most Made, Game**

- 6 Jeff Wilkins, vs. Denver, 9/10/06
- 5 Three times, last by Jeff Wilkins, vs. Detroit, 10/1/06
- 4 Many times, last by Greg Zuerlein, vs. Seattle, 9/30/12

**Most Made, Opponent, Game**

- 7 Rich Karlis, @ Minnesota 11/5/89
- 5 Six times, last by Matt Stover, @ Baltimore, 10/14/07
- 4 Many times, last by David Akers, @ San Francisco, 12/4/11

**Most Consecutive Field Goals Made**

- 30 Jeff Wilkins, 1999-2001
- 19 Jeff Wilkins, 2003
- 17 Tony Zendejas, 1991

**Most Consecutive Games, Made Field Goal**

- 27 Jeff Wilkins, 2002-04
- 20 David Ray, 1970-71
- 19 Bruce Gossett, 1967-68

**Longest Field Goal**

- 60 Greg Zuerlein, vs. Seattle, 9/30/12
- 58 Greg Zuerlein, vs. Seattle, 9/30/12
- 57 Jeff Wilkins, vs. Arizona, 9/27/98
- 56 Greg Zuerlein, at Chicago, 9/23/12
- 55 Josh Brown, vs. Seattle, 11/29/09

**Longest Field Goal, Opponent**

- 56 Joe Nedney, vs. San Francisco, 12/24/05
- 55 Adam Vinatieri, vs. New England, 12/13/98
- Jay Feely, @ New York Jets, 11/9/08
- 54 Four times, last by Robbie Gould, at Chicago, 9/24/12

**Most Made, 50 or More Yards, Career**

- 26 Jeff Wilkins, 1997-2007
- 15 Josh Brown, 2008-
- 8 Tony Zendejas, 1991-94

**Most Made, 50 or More Yards, Season**

- 6 Tony Zendejas, 1993
- Josh Brown, 2008
- Josh Brown, 2009
- 4 Jeff Wilkins, 2003, 2004, 2005
- 4 Greg Zuerlein, 2012
- 3 Jeff Wilkins, 1998, 2006, 2007
- Josh Brown, 2010

**Most Made, 50 or More Yards, Game**

- 2 Five times, last by Greg Zuerlein, vs. Seattle, 9/30/12
- 1 Many times, last by Greg Zuerlein, at Chicago, 9/23/12

**Most Made, 50 or More Yards, Game, Opponent**

- 2 Tom Dempsey, vs. New Orleans, 12/6/70
- Mick Luckhurst, vs. Atlanta, 10/7/84
- John Carney, vs. New Orleans, 9/26/04
- 1 Many times, last by Robbie Gould, at Chicago, 9/23/12

**Highest Field Goal Percentage, Career (50 attempts)**

81.88	Josh Brown, 2008-11 (104-127)
80.79	Jeff Wilkins, 1997-2007 (265-328)
79.52	Tony Zendejas, 1991-94 (66-83)

**Highest Field Goal Percentage, Season**

100.0	Tony Zendejas, 1991 (17-17)
	Jeff Wilkins, 2000 (17-17)
92.86	Jeff Wilkins, 2003 (39-42)
87.09	Jeff Wilkins, 2005 (27-31)

**SAFETIES****Most, Career**

3	Kevin Greene, 1985-92
2	Fred Dryer, 1972-81
	Jack Youngblood, 1971-84
	Kevin Carter, 1995-2000

**Most, Season**

†2	Fred Dryer, 1973
----	------------------

**Most, Game**

*2	Fred Dryer, vs. Green Bay, 10/21/73
1	Many players, last by James Hall, at Arizona, 11/6/11

**Most, Game, Opponent**

1	Many times, last by Bruce Smith, vs. Washington, 11/20/00
---	---

**RUSHING****Most Seasons Leading Team**

7	Steven Jackson, 2005-11
6	Marshall Faulk, 1999-2006
5	Lawrence McCutcheon, 1973-77
4	Dick Bass, 1962-66
	Eric Dickerson, 1983-86

**Most Consecutive Seasons Leading Team**

7	Steven Jackson, 2005-11
6	Marshall Faulk, 1999-2006
5	Lawrence McCutcheon, 1973-77
4	Eric Dickerson, 1983-86

**ATTEMPTS****Career**

2,239	Steven Jackson, 2004-
1,525	Eric Dickerson, 1983-87
1,447	Marshall Faulk, 1999-2006

**Season**

404	Eric Dickerson, 1986
390	Eric Dickerson, 1983
379	Eric Dickerson, 1984

**Season, Rookie**

†390	Eric Dickerson, 1983
294	Jerome Bettis, 1993
193	Lawrence Phillips, 1996

**Game**

39	Jerome Bettis, vs. Chicago, 1/2/94
38	Eric Dickerson, @ St. Louis, 9/7/86
36	Charles White, @ Philadelphia, 9/15/85

**Game, Opponent**

41	Rodney Hampton, @ New York Giants, 9/19/93
	Gerald Riggs, @ Atlanta, 11/17/85
35	Lynn Cain, Atlanta, 10/7/84
	Gerald Riggs, Atlanta, 10/12/86
33	Shaun Alexander, @ Seattle, 11/13/05
	Maurice Jones-Drew, @ Jacksonville, 10/18/09

**YARDS GAINED****Career**

9,473	Steven Jackson, 2004-
7,245	Eric Dickerson, 1983-87
6,959	Marshall Faulk, 1999-2006

**Season**

*2,105	Eric Dickerson, 1984
1,821	Eric Dickerson, 1986
1,808	Eric Dickerson, 1983

**Season, Rookie**

1,808	Eric Dickerson, 1983
1,429	Jerome Bettis, 1993
716	Ron Waller, 1955

**Game**

247	Willie Ellison, vs. New Orleans, 12/5/71
223	Tom Wilson, vs. Green Bay, 12/16/56
221	Greg Bell, vs. Green Bay, 9/24/89

**Game, Rookie**

223	Tom Wilson, vs. Green Bay, 12/16/56
212	Jerome Bettis, @ New Orleans, 12/12/93
199	Eric Dickerson, vs. Detroit, 10/2/83

**Game, Opponent**

253	DeMarco Murray, @ Dallas, 10/23/11
237	Jim Brown, @ Cleveland, 11/24/57
228	Beanie Wells, vs. Arizona, 11/27/11
208	Michael Turner, @ Atlanta, 12/28/08

**Longest Run**

92t	Kenny Washington, @ Chicago Cardinals, 11/2/47
85t	Eric Dickerson, @ New York Jets, 9/25/83
84t	Tom Harmon, @ Chicago Bears, 10/13/46

**Longest Run, Opponents**

91t	DeMarco Murray, @ Dallas, 10/23/11
80	Jamaal Charles, vs. Kansas City, 12/19/10
76t	Najeh Davenport, vs. Green Bay, 10/19/03
74t	Robert Smith, vs. Minnesota, 9/13/98
	Dexter Carter, vs. San Francisco, 12/17/90

**Most Seasons, 1,000 or More Yards**

7	Steven Jackson, 2005-11
4	Lawrence McCutcheon, 1973-74, 1976-77
	Eric Dickerson, 1983-86
3	Marshall Faulk, 1999-01
2	Dick Bass, 1962, 1966
	Wendell Tyler, 1979, 1981
	Greg Bell, 1988-89
	Jerome Bettis, 1993-94

**Most Consecutive Seasons, 1,000 or More Yards**

7	Steven Jackson, 2005-11
4	Eric Dickerson, 1983-86
3	Marshall Faulk, 1999-01

**Most Games, 100 or More Yards, Career**

38	Eric Dickerson, 1983-87
31	Steven Jackson, 2004-
27	Marshall Faulk, 1999-2006

**Most Games, 100 or More Yards, Season**

11	Eric Dickerson, 1984
9	Eric Dickerson, 1983
7	Jerome Bettis, 1993
	Marshall Faulk, 1999
	Steven Jackson, 2009

**Most Consecutive Games, 100 or More Yards**

6	Eric Dickerson, 1984
5	Eric Dickerson, 1986
4	Eric Dickerson, 1983, 1984
	Jerome Bettis, 1994
	Marshall Faulk, 1999
	Marshall Faulk, 2003
	Steven Jackson, 2009

**AVERAGE GAIN****Career (500 att.)**

5.182	Dan Towler, 1950-55 (674-3,493)
4.833	Paul (Tank) Younger, 1949-57 (682-3,296)
4.809	Marshall Faulk, 1999-2006 (1,447-6,959)



**Season (Qualifiers)**

7.40	Kenny Washington, 1947 (60-444)
7.26	Skeet Quinlan, 1953 (97-705)
6.77	Dan Towler, 1951 (126-854)

**Game (10 att.)**

14.6	Dan Towler, @ Baltimore, 11/22/53 (14-205)
13.2	Kenny Washington, @ Chicago Cardinals, 11/2/47 (11-145)
13.1	Dan Towler, @ Green Bay, 10/21/51 (11-144)

**Game (10 att.), Opponent**

13.8	George Taliaferro, vs. New York Yanks, 11/18/51 (12-166)
13.3	Frank Reagan, vs. New York Giants, 12/1/46 (10-133)
12.6	Delvin Williams, vs. Miami, 11/9/80 (12-151)

**RUSHING TOUCHDOWNS****Career**

58	Marshall Faulk, 1999-2006
56	Eric Dickerson, 1983-87
53	Steven Jackson, 2004-

**Season**

18	Eric Dickerson, 1983
	Marshall Faulk, 2000
16	Greg Bell, 1988
15	Greg Bell, 1989

**Season, Rookie**

†18	Eric Dickerson, 1983
7	Jerome Bettis, 1993
6	Dan Towler, 1952

**Game**

4	Marshall Faulk, vs. Minnesota, 12/10/00
3	Many times, last by Steven Jackson, vs. Dallas, 11/19/08
2	Many times, last by Steven Jackson, vs. New Orleans, 10/30/11

**Game, Opponent**

4	Jim Brown, @ Cleveland, 11/24/57
	Ron Moore, @ Phoenix, 12/4/93
3	Many times, last by Maurice Jones-Drew, @ Jacksonville, 10/18/09
2	Many times, last by Robert Griffin III, vs. Washington, 9/16/12

**PASSING****Most Seasons Leading Team**

9	Roman Gabriel, 1963-72
8	Jim Everett, 1986-92
	Marc Bulger, 2002-09
6	Norm Van Brocklin, 1950, 1952-1955, 1957

**Most Consecutive Seasons Leading Team**

9	Roman Gabriel, 1963-72
8	Jim Everett, 1986-92
	Marc Bulger, 2002-09
4	Norm Van Brocklin, 1952-1955

**RATING****Highest, Career (1,500 att.)**

97.2	Kurt Warner, 1998-2003
84.4	Marc Bulger, 2001-09
78.1	Jim Everett, 1986-93

**Highest, Season (Qualifiers)**

109.2	Kurt Warner, 1999
101.8	Trent Green, 2000
101.4	Kurt Warner, 2001

**Season, Rookie (Qualifiers)**

81.8	Dieter Brock, 1985
76.5	Sam Bradford, 2010
72.4	Bob Waterfield, 1945

**ATTEMPTS****Career**

3,313	Roman Gabriel, 1962-72
3,277	Jim Everett, 1986-93
3,171	Marc Bulger, 2001-09

**Season**

590	Sam Bradford, 2010
588	Marc Bulger, 2006
554	Jim Everett, 1990

**Season, Rookie**

590	*Sam Bradford, 2010
368	Tony Banks, 1996
365	Dieter Brock, 1985

**Game**

62	Marc Bulger, @ New York Giants, 10/2/05
56	Marc Bulger, @ San Francisco, 9/11/05
55	Mark Rypien, vs. Buffalo, 12/10/95
	Marc Bulger, vs. Chicago, 12/11/06
	Sam Bradford, vs. Arizona, 9/12/10

**Game, Opponent**

58	Kent Graham, @ Arizona, 9/29/96
52	Tony Eason, vs. New England, 11/16/86
	Neil Lomax, @ St. Louis, 11/4/84
	Mark Brunell vs. Jacksonville, 10/20/96
51	Lamar McHan, @ Chicago Cardinals, 11/30/58
	Vinnie Testaverde, @ Baltimore, 10/27/96

**COMPLETIONS****Career**

1,969	Marc Bulger, 2001-09
1,847	Jim Everett, 1986-93
1,705	Roman Gabriel, 1962-72

**Season**

375	Kurt Warner, 2001
370	Marc Bulger, 2006
354	Sam Bradford, 2010

**Season, Rookie**

354	*Sam Bradford, 2010
218	Dieter Brock, 1985
192	Tony Banks, 1996

**Game**

40	Marc Bulger, @ New York Giants, 10/2/05
36	Marc Bulger, vs. San Diego, 11/10/02
35	Dieter Brock, vs. San Francisco, 10/27/85
	Kurt Warner, @ Seattle, 9/10/00
	Marc Bulger, @ Green Bay, 11/29/04

**Game, Opponent**

37	Richard Todd, @ New York Jets, 9/25/83
	Kent Graham, @ Arizona, 9/29/96
	Mark Brunell, vs. Jacksonville, 10/20/96
36	Tony Eason, vs. New England, 11/16/86
34	Neil Lomax, @ St. Louis 11/4/84
	Jeff George, vs. Washington 11/20/00

**Consecutive Passes Completed**

18	Jim Everett, vs. New York Giants, 11/12/89
16	Jim Everett, vs. Kansas City, 11/10/91
15	Tony Banks, vs. New York Jets, 10/11/98
	Kurt Warner, @ Washington, 11/24/02

## COMPLETION PERCENTAGE

### Career (500 att.)

66.4% Kurt Warner, 1998-2003 (1,688-1,121)  
62.1% Marc Bulger, 2001-09 (2,924-1,829)  
**57.9% Sam Bradford, 2010- (1,167-676)**

### Season (min. 200 att.)

67.7% Kurt Warner, 2000 (347-235)  
66.2% Marc Bulger, 2004 (495-321)  
65.1% Kurt Warner, 1999 (499-325)

### Season, Rookie (min. 100 att.)

60.0% Sam Bradford, 2010 (590-354)  
59.7% Dieter Brock, 1985 (365-218)  
56.3% Ryan Fitzpatrick, 2005 (135-76)

### Game (20 att.)

86.9% Kurt Warner, vs. San Francisco, 10/10/99 (23-20)  
85.7% Jim Everett, vs. New York Giants, 10/18/92 (21-18)  
84.4% Kurt Warner, vs. Minnesota 12/10/00 (32-27)

### Game (20 att.), Opponent

91.3% Vinny Testaverde, vs. Cleveland, 12/26/93 (21-23)  
84.6% Kerry Collins, vs. New York Giants, 9/15/02 (22-26)  
81.3% Steve Young, vs. San Francisco, 11/28/93 (26-32)

## YARDS GAINED

### Career

23,758 Jim Everett, 1986-93  
22,814 Marc Bulger, 2001-09  
22,223 Roman Gabriel, 1962-72

### Season

4,830 Kurt Warner, 2001  
4,353 Kurt Warner, 1999  
4,310 Jim Everett, 1989

### Season, Rookie

3,512 Sam Bradford, 2010  
2,658 Dieter Brock, 1985  
2,544 Tony Banks, 1996

### Game

\*554 Norm Van Brocklin, vs New York Yanks, 9/28/51  
509 Vince Ferragamo, vs. Chicago, 12/26/82  
454 Jim Everett, @ New Orleans, 11/26/89

### Game, Opponent

483 Boomer Esiason, vs. Cincinnati, 10/7/90  
462 Steve Young, vs. San Francisco, 11/28/93  
446 Richard Todd, @ New York Jets, 9/25/83

### Most Seasons, 3,000 or More Passing Yards

5 Jim Everett, 1988-92  
3 Kurt Warner, 1999-01  
Marc Bulger, 2003-04, 2006  
2 Vince Ferragamo, 1980, 1983

### Most Games, 300 or More Passing Yards, Career

30 Kurt Warner, 1998-2003  
27 Marc Bulger, 2001-09  
20 Jim Everett, 1986-93

### Most Games, 300 or More Passing Yards, Season

†9 Kurt Warner, 1999  
Kurt Warner, 2001  
8 Marc Bulger, 2006  
7 Kurt Warner, 2000

### Most Consecutive Games, 300 or More Passing Yards

†6 Kurt Warner, 2000  
4 Kurt Warner, 1999  
3 Jim Everett, 1989, 1991  
Mark Rypien, 1995  
Marc Bulger, 2006

### Longest Pass Completion

96t Frank Ryan (to Matson), vs. Pittsburgh, 10/1/61  
95t Bill Munson (to Pope), vs. Green Bay, 12/3/64  
93t Bill Wade (to Phillips), @ Green Bay, 11/16/58  
Roman Gabriel (to Tucker), vs. San Francisco, 11/9/69

## Opponent/Longest Pass Completion

98t Jim Hart (to Rashad), @ St. Louis, 12/10/72  
95t Joe Montana (to Taylor), vs. San Francisco, 12/11/89  
91t Bart Starr (to Dowler), vs. Green Bay, 12/17/60

## AVERAGE GAIN

### Career (500 att.)

8.56 Kurt Warner, 1998-2003 (1,688-14,447)  
8.49 Norm Van Brocklin, 1959-57 (1,897-16,114)  
8.01 James Harris, 1972-76 (652-5,220)

### Season (Qualifiers)

10.14 Norm Van Brocklin, 1954 (260-2,637)  
9.88 Kurt Warner, 2000 (347-3,429)  
9.61 Bob Waterfield, 1945 (172-1,653)

### Game (20 att.)

15.40 Norm Van Brocklin, @ Chicago Bears, 11/16/52  
15.19 Roman Gabriel, vs. San Francisco, 11/9/69  
15.03 James Harris, @ Miami, 10/3/76

### Game (20 att.), Opponent

15.86 Ed Brown, vs. Chicago, 10/9/60  
14.46 Milt Plum, vs. Detroit, 11/1/64  
14.44 Steve Young, vs. San Francisco, 11/28/93

## TOUCHDOWNS

### Career

154 Roman Gabriel, 1962-72  
142 Jim Everett, 1986-92  
122 Marc Bulger, 2001-09

### Season

41 Kurt Warner, 1999  
36 Kurt Warner, 2001  
31 Jim Everett, 1988

### Season, Rookie

18 Sam Bradford, 2010  
16 Dieter Brock, 1985  
15 Tony Banks, 1996

### Game

5 Bob Waterfield, vs. New York Bulldogs, 11/27/49  
Norm Van Brocklin, vs. Detroit, 10/29/50  
Norm Van Brocklin, @ New York Yanks, 9/28/51  
Bob Waterfield, vs. Green Bay, 12/16/51  
Roman Gabriel, vs. Cleveland, 12/12/65  
Vince Ferragamo, vs. New Orleans, 11/2/80  
Vince Ferragamo, vs. San Francisco, 10/23/83  
Jim Everett, @ New York Giants, 9/25/88  
Kurt Warner, vs. San Francisco, 10/10/99  
4 Many times, last by Marc Bulger, vs. Washington, 12/24/06  
3 Many times, last by Sam Bradford, vs. Washington, 9/16/12

### Game, Opponent

5 Dan Marino, vs. Miami, 12/14/86  
4 Jeff George, @ Oakland, 9/28/97  
Eli Manning, @ New York Giants, 10/2/05  
3 Many times, last by Aaron Rodgers, at GB, 10/21/12

### Most Games, Four or More Touchdowns Passes, Career

6 Norm Van Brocklin, 1949-57  
Jim Everett, 1986-93  
5 Vince Ferragamo, 1977-80, 1982-84  
4 Roman Gabriel, 1962-72

### Most Games, Four or More Touchdowns Passes, Season

4 Vince Ferragamo, 1980  
3 Kurt Warner, 2001  
2 Norm Van Brocklin, 1957  
Jim Everett, 1988  
Jim Everett, 1990  
Kurt Warner, 2000

## HAD INTERCEPTED

<b>Career</b>	
128	Bob Waterfield, 1945-52
127	Norm Van Brocklin, 1949-57
123	Jim Everett, 1986-93
<b>Season</b>	
24	Bob Waterfield, 1949
23	Vince Ferragamo, 1983
22	Bill Wade, 1958
	Kurt Warner, 2001
	Marc Bulger, 2003
<b>Game</b>	
7	Parker Hall, vs. Green Bay, 11/18/42
	Bob Waterfield, @ Green Bay, 10/17/58
6	Norm Van Brocklin, vs. Baltimore, 12/4/54
	Bill Wade, vs. Detroit, 10/26/56
	Norm Van Brocklin, vs. Detroit, 10/13/57
	Chris Chandler, @ Carolina, 12/12/04
5	Norm Van Brocklin, @ San Francisco, 10/28/51
	Ryan Fitzpatrick, @ Minnesota, 12/11/05
	Gus Frerotte, @ Baltimore, 10/14/07
<b>Most Consecutive Passes Attempted, None Intercepted</b>	
249	Marc Bulger, 2005-06
206	Roman Gabriel, 1968-69
169	*Sam Bradford, 2010

## LOWEST PERCENTAGE PASSES INTERCEPTED

<b>Career (500 att.)</b>	
2.31	<b>Sam Bradford, 2010- (1,167-27)</b>
2.93	Marc Bulger, 2001-09 (3,171-93)
3.38	Roman Gabriel, 1962-72 (3,313-112)
<b>Season (Qualifiers)</b>	
1.40	Marc Bulger, 2006 (588-8)
1.75	Roman Gabriel, 1969 (399-7)
2.08	Trent Green, 2000 (240-5)
<b>Season, Rookie (Qualifiers)</b>	
2.54	Sam Bradford, 2010 (590-15)
3.56	Dieter Brock, 1985 (365-13)
4.07	Tony Banks, 1996 (368-15)

## TIMES SACKED

<b>Career</b>	
279	Roman Gabriel, 1962-72
254	Marc Bulger, 2001-09
186	Jim Everett, 1986-93
<b>Season</b>	
51	Dieter Brock, 1985
49	Marc Bulger, 2006
48	Roman Gabriel, 1966
	Tony Banks, 1996
<b>Game</b>	
10	Bill Munson, @ San Francisco, 12/6/64
	James Harris, vs. San Francisco, 10/11/76
8	Roman Gabriel, @ Green Bay, 9/25/66
	Tony Banks, vs. San Francisco, 10/25/98
7	Many times, Last by Sam Bradford, vs. Washington, 10/2/11
<b>Game, Opponent</b>	
10	Bob Barry, vs. Atlanta 9/28/65
9	Mike Ray, vs. Tampa Bay, 11/5/78
	Dave Wilson, vs. New Orleans, 11/3/85
	Steve Beuerlein, @ Los Angeles Raiders, 9/18/88
	Rob Johnson, @ Buffalo, 9/20/98
	Kevin Kolb, vs. Arizona, 10/4/12
8	Joe Montana, @ San Francisco, 12/18/88
	Daunte Culpepper, vs. Minnesota, 11/30/03

## PASS RECEIVING

### RECEPTIONS

#### Most Seasons Leading Team

9	Henry Ellard, 1984-93
7	Torry Holt, 1999-2008
5	Tom Fears, 1948-55

#### Most Consecutive Seasons Leading Team

8	Henry Ellard, 1984-91
7	Torry Holt, 2002-08
4	Jim Phillips, 1960-63

#### Career

942	Isaac Bruce, 1994-2007
869	Torry Holt, 1999-2008
593	Henry Ellard, 1983-1993

#### Season

119	Isaac Bruce, 1995
117	Torry Holt, 2003
102	Torry Holt, 2005

#### Season, Rookie

54	Eddie Kennison, 1996
53	Donnie Avery, 2008
52	Torry Holt, 1999

#### Season, Running Back

90	Steven Jackson, 2006
87	Marshall Faulk, 1999
83	Marshall Faulk, 2001

#### Game

18	Tom Fears, vs. Green Bay, 12/3/50
15	Willie Anderson, @ New Orleans, 11/26/89
	Isaac Bruce, vs. Miami, 12/24/95
	Danny Amendola, vs. Washington, 9/16/12
14	Dick Hoerner, vs. New York Yanks, 11/19/50

#### Game, Opponent

16	Jerry Rice, @ San Francisco, 11/20/94
	Keenan McCardell, vs. Jacksonville, 10/20/96
13	Larry Centers, @ Arizona, 9/29/96
12	Andre Rison, @ Atlanta, 9/11/94

#### Most Consecutive Games, Pass Reception

153	Torry Holt, 1999-2008
81	Henry Ellard, 1986-92
	Marshall Faulk, 1999-2004
70	Jim Phillips, 1958-63

#### Most Seasons 50 or More Pass Receptions

11	Isaac Bruce, 1995-97, 1999-2004, 2006-07
10	Torry Holt, 1999-2008
7	Henry Ellard, 1985, 1987-1991, 1993

### YARDS

#### Most Seasons Leading Team

9	Henry Ellard, 1984-91, 1993
	Torry Holt, 2000-08
5	Tom Fears, 1948-55

#### Most Consecutive Seasons Leading Team

9	Torry Holt, 2000-08
8	Henry Ellard, 1984-91
4	Jim Phillips, 1960-63

#### Career

14,109	Isaac Bruce, 1994-2007
12,660	Torry Holt, 1999-2008
9,761	Henry Ellard, 1983-93

#### Season

1,781	Isaac Bruce, 1995
1,696	Torry Holt, 2003
1,635	Torry Holt, 2000

#### Season, Rookie

924	Eddie Kennison, 1996
788	Torry Holt, 1999
786	Bucky Pope, 1964

### Season, Running Back

1,049	Marshall Faulk, 1999
830	Marshall Faulk, 2000
825	Amp Lee, 1997

### Game

*336	Willie Anderson, @ New Orleans, 11/26/89
303	Jim Benton, @ Detroit, 11/22/45
238	Harold Jackson, vs. Dallas, 10/14/73

### Game, Rookie

226	Eddie Kennison, @ Atlanta, 12/15/96
208	Jim Phillips, @ Green Bay, 11/16/58
163	Donnie Avery, @ New England, 10/26/08

### Game, Opponent

286	John Taylor, vs. San Francisco, 12/11/89
257	Billy Wilson, vs. San Francisco, 10/3/54
241	Jerry Rice, @ San Francisco, 12/9/85

### Longest Pass Reception

96t	Ollie Matson (from Frank Ryan), vs. Pittsburgh, 10/1/61
95t	Bucky Pope (from Bill Munson), vs. Green Bay, 12/13/64
93t	Jim Phillips (from Bill Wade), @ Green Bay, 11/16/58
	Wendell Tucker (from Roman Gabriel), vs. San Francisco, 11/9/69

### Most Seasons, 1,000 or More Yards Pass Receiving

9	Isaac Bruce, 1995-96, 1999-2004, 2006
8	Torry Holt, 2000-07
4	Henry Ellard, 1988-91

### Most Games, 100 or More Yards Pass Receiving, Career

46	Torry Holt, 1999-2008
43	Isaac Bruce, 1994-2007
26	Henry Ellard, 1983-93

### Most Games, 100 or More Yards Pass Receiving, Season

10	Torry Holt, 2003
9	Isaac Bruce, 1995
8	Elroy Hirsch, 1951
	Torry Holt, 2000

### Most Consecutive Games, 100 or More Yards, Pass Receiving

6	Isaac Bruce, 1995
5	Elroy Hirsch, 1951
	Bob Boyd, 1954
3	Isaac Bruce, 2004

### Most Consecutive Games, 150 or More Yards, Pass Receiving

3	Isaac Bruce, 1995
2	Tom Fears, 1950-51
	Torry Holt, 2000
	Torry Holt, 2003
	Torry Holt, 2004

### AVERAGE GAIN

#### Career (150 receptions)

20.5	Bob Boyd, 1950-57 (176-3,611)
20.3	Willie Anderson, 1988-94 (259-5,246)
18.3	Elroy Hirsch, 1949-57 (343-6,289)

#### Game (3 receptions)

*63.0	Torry Holt, @ Atlanta, 9/24/00 (3-189)
50.3	Jack Snow, @ Baltimore, 10/15/67 (3-151)
49.7	Bob Boyd, @ Green Bay, 10/17/54 (3-149)

#### Game (3 receptions), Opponent

55.3	Koren Robinson, vs. Seattle, 10/20/02 (3-166)
49.3	Charley Taylor, vs. Washington, 10/22/67 (3-148)
44.0	Charles Wilson, vs. Tampa Bay, 12/11/94 (4-176)

### TOUCHDOWNS

#### Career

84	Isaac Bruce, 1994-2007
74	Torry Holt, 1999-2008
53	Elroy Hirsch, 1949-57

### Season

17	Elroy Hirsch, 1951
13	Harold Jackson, 1973
	Isaac Bruce, 1995
12	Isaac Bruce, 1999
	Torry Holt, 2003

### Season, Rookie

10	Bucky Pope, 1964
8	Eddie Kennison, 1996
6	Leon Clarke, 1956
	Torry Holt, 1999

### Game

4	Bob Shaw, vs. Washington, 12/11/49
	Elroy Hirsch, @ New York Yanks, 9/28/51
	Harold Jackson, vs. Dallas, 10/14/73
	Isaac Bruce, vs. San Francisco, 10/10/99
3	Many times, Last by Torrey Smith, vs. Seattle, 10/15/06
2	Many times, Last by Billy Bajema, at Denver, 11/28/10

### Game, Opponent

4	Mike Ditka, vs. Chicago, 10/13/63
3	Many times, last by Torrey Smith, vs. Baltimore, 9/25/11
2	Many times, last by Marques Colston, at New Orleans, 12/12/10

### Most Consecutive Games, Touchdown

11	Elroy Hirsch, 1950-51
6	Henry Ellard, 1988-89
5	Jim Benton, 1938-39
	Jack Snow, 1967-68
	Harold Jackson, 1973
	Torry Holt, 2003, 2006

### PUNTING

#### Career

449	Donnie Jones, 2007-11
432	Dale Hatcher, 1985-89, 1991
380	Sean Landeta, 1993-96, 2003-04

#### Season

105	Donnie Jones, 2011
97	Dale Hatcher, 1986
94	Donnie Jones, 2010
93	Ken Clark, 1979

#### Season, Rookie

93	Ken Clark, 1979
87	Dale Hatcher, 1985
77	Rusty Jackson, 1976

#### Game

12	Parker Hall, vs. Green Bay, 11/26/39
	Rusty Jackson, @ San Francisco, 11/21/76
11	Danny Villanueva, vs. Dallas, 9/30/62
	Danny Villanueva, @ Pittsburgh, 9/13/64
	Donnie Jones, vs. San Francisco, 1/3/2010
10	Many times, last by Donnie Jones, vs. Seattle, 11/20/11

#### Game, Opponent

14	George Taliaferro, vs. New York Yanks, 9/28/51
11	Tom Girard, vs. Green Bay, 12/3/50
	Gerry Collins, vs. Cleveland, 12/12/65
	Bobby Joe Green, @ Chicago, 12/2/73
	Tom Wittum, @ San Francisco, 11/21/76
	Hermon Weaver, @ Seattle, 11/4/79
10	Many times, Last by Tommy Barnhardt, @ New Orleans, 11/26/89

#### Longest Punt

88	Bob Waterfield, @ Green Bay, 10/17/48
86	Bob Waterfield, @ Green Bay, 10/5/47
80	Donnie Jones, @ Seattle, 10/21/07
	Parker Hall, vs. Philadelphia 12/3/39



**Longest Punt, Opponent**

76	Sammy Baugh, @ Washington, 11/5/44
75	Sam Baker, vs. Dallas, 9/30/62
74	Jack Jacobs, @ Green Bay, 10/5/47

**AVERAGE GROSS YARDS****Career (250 punts)**

46.6	Donnie Jones, 2007-11 (449-20,924)
44.3	Danny Villanueva, 1961-64 (296-13,009)
44.1	Sean Landeta, 1993-96, 2003-04 (380-16,747)

**Season (Qualifiers)**

50.0	Donnie Jones, 2008 (82-4,100)
47.2	Donnie Jones, 2007 (78-3,684)
46.8	Donnie Jones, 2009 (90-4,212)

**Season, Rookie (Qualifiers)**

43.6	John Misko, 1982 (45-1,961)
43.2	Dale Hatcher, 1985 (87-3,735)
41.8	Will Brice, 1997 (41-1,713)

**Game (4 punts)**

56.9	Johnny Hekker, vs. Arizona, (10/4/12)
56.3	Donnie Jones, vs. Arizona, (11/22/09)
56.2	Donnie Jones, vs. Buffalo, 9/28/08 (5-281)
56.0	Donnie Jones, vs. Arizona, 10/7/07 (4-224)

**Game, Opponent (4 Punts)**

59.5	Mike Scifres, vs. Chargers, 10/17/10 (6-357)
57.3	Fred Morrison, @ Chicago Bears, 11/16/52 (4-229)
56.8	Sammy Baugh, @ Washington, 10/26/41 (6-341)

**HAD BLOCKED****Career**

5	Bob Waterfield, 1945-52
4	Dale Hatcher, 1985-89, 1991
2	Many players, last by John Misko, 1982-84

**Season**

2	Bob Waterfield, 1950
	Jon Kilgore, 1967
	Rusty Jackson, 1976
	Glen Walker, 1978
	Ken Clark, 1979
1	Many times, last by Donnie Jones, 2011

**Most Consecutive Punts, None Blocked**

425	Donnie Jones, 2007-2011
380	Sean Landeta, 1993-96, 2003-04
299	Norm Van Brocklin, 1951-57

**PUNT RETURNS****Most Seasons Leading Team**

5	Henry Ellard, 1983-93
4	Jon Arnett, 1957-63
	Jim Bertelsen, 1972-76
3	Verda (V.T.) Smith, 1949-53
	Woodley Lewis, 1950-55
	Alvin Haymond, 1969-71
	LeRoy Irvin, 1980-89
	Eddie Kennison, 1996-98
	Az-Zahir Hakim, 1998-2001

**Most Consecutive Seasons Leading Team**

5	Henry Ellard, 1983-87
4	Jim Bertelsen, 1972-76
3	Verda (V.T.) Smith, 1949-51
	Woodley Lewis, 1952-54
	Alvin Haymond, 1969-71
	LeRoy Irvin, 1980-82
	Eddie Kennison, 1996-98
	Az-Zahir Hakim, 1999-2001

**RETURNS****Career**

146	LeRoy Irvin, 1980-89
135	Henry Ellard, 1983-93
112	Az-Zahir Hakim, 1998-2001

**Season**

56	Eddie Brown, 1979
53	Alvin Haymond, 1970
	Todd Kinchen, 1995
52	Jackie Wallace, 1978

**Season, Rookie**

42	LeRoy Irvin, 1980
29	Darryl Henley, 1989
	Eddie Kennison, 1996
27	Verda (V.T.) Smith, 1949

**Game**

7	Many times, last by Az-Zahir Hakim, @ Tennessee, 10/31/99
6	Many times, last by Vernon Turner, vs. New England, 9/13/92
5	Many times, last by Danny Amendola, vs. San Francisco, 1/3/2010

**Game, Opponent**

8	Kevin Miller vs. Minnesota, 12/2/79
	DeSean Jackson, @ Philadelphia, 9/7/08
7	Many times, last by Leon Washington, vs. Seattle, 11/20/11

**YARDS GAINED****Career**

1,527	Henry Ellard, 1983-93
1,451	LeRoy Irvin, 1980-89
1,278	Az-Zahir Hakim, 1998-2001

**Season**

618	Jackie Wallace, 1978
615	LeRoy Irvin, 1981
501	Henry Ellard, 1985

**Season, Rookie**

427	Verda (V.T.) Smith, 1949
423	Eddie Kennison, 1996
296	Henry Ellard, 1983

**Game**

*207	LeRoy Irvin, @ Atlanta, 11/14/81
127	LeRoy Irvin, @ San Francisco, 10/9/81
120	Woodley Lewis, @ Detroit, 10/18/53

**Game, Opponent**

128	Tyrone Hughes, vs. New Orleans, 10/3/93
	Darrien Gordon, @ San Diego, 11/27/94
127	Patrick Peterson, @ Arizona, 11/6/11
125	Dana McLemore, @ San Francisco, 11/16/80
122	Robert Brooks, @ Green Bay, 10/9/94

**Longest Punt Return**

*103t	Robert Bailey, @ New Orleans, 10/23/94
90t	Dick Bass, vs. Green Bay, 12/17/61
88t	Tom Harmon, vs. Detroit, 11/23/47
88t	Nick Miller, vs. Arizona, 11/27/11

**Longest Punt Return, Opponent**

99t	Patrick Peterson, @ Arizona, 11/6/11
94t	Darrien Gordon, @ Denver, 9/14/97
93t	Dana McLemore, @ San Francisco, 1/2/82
90t	Nate Burleson, @ Seattle, 11/12/06

**AVERAGE YARDAGE****Career (Min. 75 ret.)**

11.4	Az-Zahir Hakim, 1998-2001 (112-1,278)
11.3	Henry Ellard, 1983-93 (135-1,527)
10.9	Verda (V.T.) Smith, 1949-53 (75-814)

**Season (Qualifiers)**

18.5	Woodley Lewis, 1952 (19-351)
15.8	Verda (V.T.) Smith, 1949 (27-427)
15.6	Les Horvath, 1948 (13-203)

**Season, Rookie (Qualifiers)**

15.8	Verda (V.T.) Smith, 1949 (27-427)
14.6	Eddie Kennison, 1996 (29-423)
14.5	Jim Bertelsen, 1972 (16-232)

**Game**

40.0	Woodley Lewis @ Detroit, 10/18/53 (3-120)
39.3	Jon Arnett vs. Chicago, 11/2/58 (3-118)
34.7	Henry Ellard @ Atlanta, 10/22/84 (3-104)

**Game, Opponent (3 returns)**

36.0	Art Jones, vs. Pittsburgh, 9/7/41 (3-108)
	George McAfee, @ Chicago Bears, 10/10/48 (3-108)
32.0	Tyrone Hughes, vs. New Orleans, 13/3/93 (4-128)
31.8	Patrick Peterson, @ Arizona, 11/6/11 (4-127)

**TOUCHDOWNS****Career**

4	LeRoy Irvin, 1980-89
	Henry Ellard, 1983-91
3	Woodley Lewis, 1950-55
	Eddie Kennison, 1996-98
2	Todd Kinchen, 1992-95
	Az-Zahir Hakim, 1998-2001

**Season**

3	LeRoy Irvin, 1981
2	Woodley Lewis, 1952
	Henry Ellard, 1984
	Todd Kinchen, 1992
	Eddie Kennison, 1996
1	Many times, last by Nick Miller, 2011

**Season, Rookie**

2	Todd Kinchen, 1992
	Eddie Kennison, 1996
1	Verda (V.T.) Smith, 1949
	Henry Ellard, 1983

**Game**

†2	Leroy Irvin, @ Atlanta, 10/11/81
	Todd Kinchen, vs. Atlanta, 12/27/92
1	Many times, last by Nick Miller, vs. Arizona, 11/25/11

**Game, Opponent**

2	Jack Christiansen, vs. Detroit, 10/14/51
1	Many times, last by Patrick Peterson, vs. Ari. 11/25/11

**KICKOFF RETURNS****Most Seasons Leading Team**

5	Ron Brown, 1984-89, 1991
3	Fred Gehrke, 1940, 1945-49
	Jon Arnett, 1957-63
	Cullen Bryant, 1973-82, 1987
	Drew Hill, 1979-84
	Barry Redden, 1982-86
	Tony Horne, 1998-00
2	Woodley Lewis, 1950-55
	Carver Shannon, 1962-64
	Willie Ellison, 1967-72
	Ron Smith, 1968-69
	Vernon Turner, 1991-92
	J.T. Thomas, 1995-98
	Arlen Harris, 2003-04
	Dante Hall, 2007-08
	Danny Amendola, 2009-10

**Most Consecutive Seasons Leading Team**

5	Ron Brown, 1985-89
3	Drew Hill, 1979-81
	Barry Redden, 1982-84

	Tony Horne, 1998-00
2	Woodley Lewis, 1953-54
	Carver Shannon, 1963-64
	Ron Smith, 1968-69
	Vernon Turner, 1991-92
	Arlen Harris, 2003-04
	Dante Hall, 2007-08
	Danny Amendola, 2009-10

**RETURNS****Career**

171	Drew Hill, 1979-84
169	Ron Brown, 1984-89, 1991
143	Tony Horne, 1998-2000

**Season**

66	Danny Amendola, 2009
60	Drew Hill, 1981
57	Tony Horne, 2000

**Season, Rookie**

56	Tony Horne, 1998
51	Arlen Harris, 2003
49	David Thompson, 1997

**Game**

9	Danny Amendola, @ Tennessee, 12/13/09
8	Tony Horne, @ Kansas City, 10/22/00
	Chris Johnson, @ Indianapolis, 10/17/05
	Derek Stanley, vs. Pittsburgh, 12/20/07
	Danny Amendola, vs. Green Bay, 9/27/09
7	Many times, last by Danny Amendola, vs. Atlanta, 11/21/10

**Game, Opponent**

8	DeRon Jenkins, vs. San Diego, 10/1/00
	Bethel Johnson, @ Minnesota, 12/31/06
	Pierre Thomas, @ New Orleans, 11/11/07
7	Tim Dwight, @ Atlanta, 10/17/99
	Dino Philyaw, vs. New Orleans, 11/28/99
	Dino Philyaw, @ New Orleans, 12/12/99
	Steve Smith, vs. Carolina, 11/11/01
	Maurice Morris, vs. Seattle, 10/20/02
	Kevin Kasper, vs. Arizona, 12/15/02
6	Many times, last by LaRod Stephens-Howling, vs. Arizona, 12/5/10

**YARDS GAINED****Career**

3,918	Ron Brown, 1984-89, 1991
3,577	Tony Horne, 1998-2000
3,438	Drew Hill, 1979-84

**Season**

1,618	Danny Amendola, 2009
1,379	Tony Horne, 2000
1,306	Tony Horne, 1998

**Season, Rookie**

1,306	Tony Horne, 1998
1,175	Arlen Harris, 2003
1,110	David Thompson, 1997

**Game**

267	Tony Horne, @ Kansas City, 10/22/00
229	Derek Stanley, vs. Pittsburgh, 12/20/07
217	Danny Amendola, @ Tennessee, 12/13/09

**Game, Opponent**

304	Tyrone Hughes, @ New Orleans, 10/23/94
294	Wally Triplett, vs. Detroit, 10/29/50
252	Steve Smith, vs. Carolina, 11/11/01

**Longest Kickoff Return**

105t	Jon Arnett, vs. Detroit, 10/29/61
	Travis Williams, vs. New Orleans, 12/5/71
103t	Tom Wilson, @ Baltimore, 11/25/56
	Tony Horne, vs. Atlanta 10/15/00
102t	Tony Horne, vs. Atlanta, 11/29/98

**Longest Kickoff Return, Opponent**

105t	Abe Woodson, vs. San Francisco, 11/8/53
	Stefan Logan, at Detroit, 10/10/10
104t	Travis Williams, vs. Green Bay, 12/9/67
103t	Russ Craft, vs. Philadelphia, 10/7/50

**AVERAGE YARDAGE****Career (Min. 75 returns)**

26.3	Ron Brown, 1984-89, 91 (149-3,918)
24.7	Tony Horne, 1998-2000 (143-3,575)
23.8	Woodley Lewis, 1950-55 (109-2,575)
23.7	Danny Amendola, 2009- (117-2,772)

**Season (Qualifiers)**

33.7	Verda (V.T.) Smith, 1950 (22-742)
32.8	Ron Brown, 1985 (28-918)
31.8	Tom Wilson, 1956 (15-477)

**Season, Rookie (Qualifiers)**

31.8	Tom Wilson, 1956 (15-477)
28.0	Jon Arnett, 1957 (18-504)
27.1	Ron Waller, 1955 (17-461)

**Game (3 returns)**

51.7	Tommy Wilson, vs. Green Bay, 12/6/59
51.5	Tony Horne, vs. Atlanta, 11/29/98
50.3	Verda (V.T.) Smith, vs. Detroit 10/29/50

**Game, Opponent (3 returns)**

73.5	Wally Triplett, vs. Detroit, 10/29/50
52.7	Abe Woodson, vs. San Francisco, 11/8/53
51.8	Joe Scott, @ New York Giants, 11/14/78

**TOUCHDOWNS****Career**

4	Ron Brown, 1984-89, 1991
	Tony Horne, 1998-2000
3	Verda (V.T.) Smith, 1949-53
	Cullen Bryant, 1973-82, 1987
2	Jon Arnett, 1957-63

**Season**

3	Verda (V.T.) Smith, 1950
	Ron Brown, 1985
2	Tony Horne, 1999
1	Many times, last by Chris Johnson, 2005

**Game**

†2	Ron Brown, vs. Green Bay, 11/24/85
1	Many times, last by Chris Johnson, vs. Seattle, 10/9/05

**Game, Opponent**

2	Tyrone Hughes, @ New Orleans, 10/23/94
	Devin Hester, vs. Chicago, 12/11/06
1	Many times, last by Courtney Roby, vs. New Orleans, 11/15/09

**FIELD GOAL RETURNS****Longest Field Goal Return**

99t	Jerry Williams, vs. Green Bay, 12/16/51
-----	---

**Longest Field Goal Return, Opponent**

83t	Kevin Ross, vs. Atlanta, 10/12/95
-----	-----------------------------------

**COMBINED KICK RETURNS****MOST RETURNS****Career**

215	Woodley Lewis, 1950-55
188	Danny Amendola, 2009-
179	Jon Arnett, 1957-63

**Season**

97	Danny Amendola, 2009
90	Danny Amendola, 2010
88	Alvin Haymond, 1970
	Todd Kinchen, 1995

**YARDS GAINED****Game**

294	Woodley Lewis, @ Detroit, 10/18/53
267	Tony Horne, @ Kansas City, 10/22/00
262	Dante Hall, @ Dallas, 9/30/07

**Game, Opponent**

347	Tyrone Hughes, @ New Orleans, 10/23/94
294	Wally Triplett, vs. Detroit, 10/29/50
267	Steve Smith, vs. Carolina, 11/11/01

**TOUCHDOWNS****Career**

4	Verda (V.T.) Smith, 1949-53
	Woodley Lewis, 1950-55
	LeRoy Irvin, 1980-89
	Henry Ellard, 1983-91
	Ron Brown, 1984-89, 1991
	Tony Horne, 1998-2000
3	Jon Arnett, 1957-63
	Cullen Bryant, 1973-82, 1987
	Eddie Kennison, 1996-1998
2	Fred Gehrke, 1940, 1945-49
	Tom Kalmanir, 1949-51
	Todd Kinchen, 1992-95
	Az-Zahir Hakim, 1998-2001

**COMBINED NET YARDAGE**

*Includes rushing, receiving, interception returns, kickoff returns, punt returns, and fumble returns.*

**ATTEMPTS****Career**

2,622	Steven Jackson, 2004-
1,919	Marshall Faulk, 1999-2006
1,648	Eric Dickerson, 1983-87

**Season**

442	Eric Dickerson, 1983
436	Steven Jackson, 2006
432	Eric Dickerson, 1986

**Season, Rookie**

*442	Eric Dickerson, 1983
320	Jerome Bettis, 1993
212	Larry Smith, 1969

**Game**

44	Jerome Bettis, vs. Chicago, 1/2/94 (ru 39, re 5)
39	Five times, last by Steven Jackson, vs. Washington, 12/24/06 (ru 33, re 6)
38	Jerome Bettis, @ Kansas City, 9/25/94 (ru 35, re 2)

**YARDS****Career**

14,311	Isaac Bruce, 1994-2007
12,732	Torry Holt, 1999-2008
12,631	Steven Jackson, 2004-

**Season**

2,429	Marshall Faulk, 1999
2,401	Steven Jackson, 2006
2,259	Eric Dickerson, 1984

**Season, Rookie**

2,212	Eric Dickerson, 1983
1,801	Eddie Kennison, 1996
1,673	Jerome Bettis, 1993

**Game**

336	Willie Anderson, @ New Orleans, 11/26/89
303	Jim Benton, vs. Detroit, 11/22/45
286	Marshall Faulk, vs. Atlanta, 10/15/00



## **INTERCEPTIONS BY**

### **Career**

- 46 Ed Meador, 1959-70
- 37 Nolan Cromwell, 1977-87
- 34 LeRoy Irvin, 1980-89

### **Season**

- \*14 Dick (Night Train) Lane, 1952
- 12 Woodley Lewis, 1950
- 11 Will Sherman, 1955

### **Season, Rookie**

- \*14 Dick (Night Train) Lane, 1952
- 12 Woodley Lewis, 1950
- 9 George Sims, 1949
- Don Burroughs, 1955

### **Game**

- 3 Many times, last by Keith Lyle, @ Atlanta, 12/15/96
- 2 Many times, last by Ron Bartell, vs. San Francisco, 12/21/08
- 1 Many times, last by Rocky McIntosh, Trumaine Johnson and Bradley Fletcher, vs Seattle, 9/30/12

### **Game, Opponent**

- 4 Dave Baker, vs. San Francisco, 12/4/60
- 3 Many times, last by Adrian Wilson and Kerry Rhodes, vs. Arizona, 9/12/10
- 2 Many times, last by Kendrick Lewis, vs. Kansas City, 12/19/10

### **Consecutive Games Intercepted By**

- 6 Will Sherman, 1954-55
- 5 Dick (Night Train) Lane, 1952
- 4 Nolan Cromwell, 1980
- Kirk Collins, 1983
- Oshiomogho Atogwe, 2007

## **YARDS GAINED**

### **Career**

- 671 Nolan Cromwell, 1977-87
- 654 LeRoy Irvin, 1980-89
- 547 Ed Meador, 1959-70

### **Season**

- 298 Dick (Night Train) Lane, 1952
- 275 Woodley Lewis, 1950
- 205 Travis Fisher, 2003

### **Season, Rookie**

- 298 Dick (Night Train) Lane, 1952
- 275 Woodley Lewis, 1950
- 152 Jack Morris, 1958

### **Game**

- 107 Aaron Martin, vs. San Francisco, 10/18/64
- 106 Anthony Parker, vs. Jacksonville, 10/20/96
- 99 Johnnie Johnson, vs. Green Bay, 9/21/80

### **Game, Opponent**

- 111 Ace Parker, vs. Brooklyn, 11/17/40
- 108 Felix Wright, vs. Cleveland, 10/26/87
- 105 Malcolm Jenkins, at New Orleans, 12/12/10

### **Longest Returns**

- 99t Johnnie Johnson, vs. Green Bay, 9/21/80
- 97t Herb Rich, vs. Dallas Texans, 11/2/52
- Bobby Smith, vs. San Francisco, 10/18/64
- 95t Will Sherman, vs. Green Bay, 12/16/56

### **Longest Return, Opponent**

- 101t Richie Pettibon, @ Chicago, 12/9/62
- Henry Carr, vs. New York Giants, 11/13/66
- 99t Tim Lewis, @ Green Bay, 11/18/84
- Dominique Rodgers-Cromartie, @ Arizona, 12/7/08
- 97t Reggie Rutland, @ Minnesota, 12/15/91

## **TOUCHDOWNS**

### **Career**

- 5 Ed Meador, 1959-70
- LeRoy Irvin, 1980-89
- 4 Jack Pardee, 1957-70
- Jim Youngblood, 1973-84
- Rod Perry, 1975-82
- Nolan Cromwell, 1977-87
- Johnnie Johnson, 1980-89
- 3 Many players, last by Aeneas Williams, 2001-04

### **Season**

- 3 Monte Jackson, 1976
- Rod Perry, 1978
- 2 Many times, last by Travis Fisher, 2003

## **FUMBLES**

### **OPPONENTS' FUMBLES RECOVERED**

### **Career**

- 19 Johnnie Johnson, 1980-89
- 18 Ed Meador, 1959-70
- 17 Nolan Cromwell, 1977-87

### **Season**

- 5 Andy Robustelli, 1955
- Bill Jabko, 1959
- Ed Meador, 1961
- Johnnie Johnson, 1981
- Brian Young, 2003
- 4 Many times, last by Anthony Parker, 1995
- 3 Many times, last by Oshiomogho Atogwe, 2008

### **Longest Fumble Return**

- 98t Toby Wright, @ New Orleans, 10/23/94
- 94t Keith Lyle, @ Atlanta, 9/24/00
- 93t Adam Archuleta, vs. Tampa Bay, 10/18/04

### **Longest Fumble Return, Opponent**

- 85t Eric Hill, vs. Phoenix, 9/1/91
- 84t Larry Brink, vs. Chicago Bears, 11/28/54
- 82t Donnie Edwards, vs. San Diego, 11/10/02

## **OPPONENTS' FUMBLES RETURNED FOR TOUCHDOWNS**

### **Career**

- 2 Jack Dwyer, 1952-54
- Toby Wright, 1994-97
- Leonard Little, 1998
- 1 Mike Jones, 1997-2000
- Devin Bush, 1999-2001
- Dre' Bly, 1999-2002
- Aeneas Williams, 2001-04
- Adam Archuleta, 2001-05
- Victor Adeyanju, 2006
- Oshiomogho Atogwe, 2008

## **SACKS**

### **TOTAL SACKS**

### **Career (Unofficial)**

- 159.5 David (Deacon) Jones, 1961-71
- 151.5 Jack Youngblood, 1971-84
- 94 Merlin Olsen, 1962-76

### **Season**

- 22 David (Deacon) Jones, 1964
- David (Deacon) Jones, 1968
- 18 Jack Youngblood, 1979
- 17 Kevin Carter, 1999

### **Season, Rookie**

- 8 David (Deacon) Jones, 1961
- 6 Kevin Carter, 1995
- 5 Sean Gilbert, 1992
- 5 Robert Quinn, 2011

**Game**

- 5 Gary Jeter, @ Los Angeles Raiders, 9/18/88
- 4.5 Kevin Greene, @ San Francisco, 12/18/88
- 4 Sean Gilbert, vs. Pittsburgh, 9/12/93
- Leonard Little, vs. Minnesota, 11/30/03

**Game, Opponent**

- 4 Edmund Nelson, vs. Pittsburgh, 9/16/84
- Roy Barker, vs. San Francisco 10/25/98
- Darryl Tapp, @ Seattle 10/21/07
- 3 Many times, last by Chris Clemons, vs. Seattle, 11/20/11
- 2.5 John Rade, @ Atlanta, 11/17/85
- Reggie White, @ Green Bay, 9/3/95
- Kevin Greene, vs. Carolina 11/17/96
- DaShon Polk, @ Houston 11/27/05
- Bryant Young, @ San Francisco 11/18/07
- Brian Orakpo, vs. Washington, 10/2/11
- Isreal Idonije, @ Chicago, 9/23/12

**TACKLES****COMBINED TACKLES****Career**

- 915 Merlin Olsen, 1962-76
- 897 Jack Reynolds, 1970-80
- 896 David (Deacon) Jones, 1961-71

**Season**

- 193 London Fletcher, 2000
- 189 London Fletcher, 2001
- 185 Jim Collins, 1984

**BLOCKED KICKS****BLOCKED PUNTS****Career**

- 10 Ed Meador, 1959-70
- 8 Jack Youngblood, 1971-84
- David (Deacon) Jones, 1961-71
- 6 Ivory Sully, 1979-84
- Nolan Cromwell, 1977-87

**Season**

- 4 Ed Meador, 1964
- 3 Ed Meador, 1962
- Irv Cross, 1966
- Tony Guillory 1967
- Nolan Cromwell, 1987

# TEAM RECORDS

## GAMES WON

### Most Consecutive Games Won (Including postseason)

11	1969
8	1952, 1967, 2001
7	1978, 1985, 1999, 2003

### Most Games Won, Season (Regular Season)

14	2001
13	1999
12	1973, 1975, 1978, 2003

### Most Consecutive Games Won, Season (Including postseason)

11	1969
8	1952, 1967, 2001
7	1978, 1985, 1999, 2003

### Most Consecutive Home Games Won (Regular Season)

15	2002-04
13	1998-2000
11	1973-74, 1976-78

### Most Consecutive Road Games Won (Regular Season)

9	2000-02
7	1967-68 1968-69 1975-76
5	1988

## GAMES LOST

### Most Consecutive Games Lost (Regular Season)

17	2008-09
12	1937-38, 1959-60
11	1991-92

### Most Consecutive Home Games Lost (Regular Season)

14	2008-10
11	1961-63
8	1997-98

### Most Consecutive Away Games Lost (Regular Season)

12	1991-92
10	1961-62
9	1956-57, 1964-65, 2008-09

## SCORING

### Most Points, Season

540	2000
526	1999
503	2001

### Most Points, Opponent, Season

471	2000
465	2008
438	2007

### Fewest Points, Season

75	1937
116	1941
131	1938

### Fewest Points, Opponent, Season

135	1975
136	1945
146	1977

### Most Points, Game

70	vs. Baltimore, 10/22/50
65	vs. Detroit, 10/29/50
59	vs. Atlanta, 12/4/76 vs. Atlanta, 11/10/96

### Most Points, Opponent, Game

56	@ Philadelphia, 10/8/50 @ Baltimore, 11/25/56
54	@ Kansas City, 10/22/00
52	vs. Chicago, 10/13/63

### Most Points, Both Teams, Game

97	Rams 70, Baltimore 27, 10/22/50
89	Rams 52, New York Giants 37, 11/14/48 Rams 65, Detroit 24, 10/29/50
88	Rams 57, vs. San Diego 31 10/1/00 @ Kansas City 54, Rams 34, 10/22/00

### Fewest Points, Both Teams, Game

6	Many times, last @ New Orleans 6, Rams 0, 11/9/86
7	vs. Chicago Cardinals 7, Rams 0, 11/23/41 @ Chicago Cardinals 7, Rams 0, 9/13/42
9	@ Green Bay 6, Rams 3, 11/14/65 Rams 9, @ Cleveland 0, 11/27/77

### Most Points Overcome to Win Game

24	@ Tampa Bay, 12/6/92, (trailed 3-27, won 31-27)
22	@ Green Bay, 10/12/52, (trailed 6-28, won 30-28)
21	@ Green Bay, 11/17/57, (trailed 3-24, won 31-27) @ Houston, 11/27/05, (trailed 3-24, won 33-27)

### Most Points, Opponent, Overcome to Win Game

23	@ Green Bay, 9/12/82, (trailed 23-0, won 35-23)
21	vs. Denver, 12/12/82, (trailed 21-0, won 27-24)
18	vs. New Orleans, 10/28/01, (trailed 24-6, won 34-31)

### Most Points Overcome to Tie Game

28	vs. Philadelphia, 10/3/48, (trailed 0-28, tied 28-28)
17	@ Chicago Cardinals, 11/15/53, (trailed 17-0, tied 24-24)
14	@ Chicago Bears, 10/13/46, (trailed 24-10, tied 24-24) @ Chicago Cardinals, 11/20/49, (trailed 28-14, tied 28-28) @ Minnesota, 11/25/62, (trailed 24-10, tied 24-24)

### Most Points, First Half

44	vs. Green Bay, 9/21/80
38	vs. Green Bay, 9/24/89
36	vs. St. Louis, 12/15/85

### Most Points, Opponent, First Half

42	@ Baltimore, 11/25/56
40	@ New York Jets, 11/9/08
38	@ San Francisco, 10/28/51

### Most Points, Both Teams, First Half

55	vs. New York Yanks, 11/18/51 (Rams 34, Yanks 21) vs. Detroit, 10/30/60 (Rams 34, Lions 21)
51	vs. Green Bay, 9/21/80 (Rams 44, Packers 7)
50	vs. Atlanta, 10/15/00 (Rams 29, Falcons 21)

### Most Points, Second Half

41	vs. Detroit, 10/29/50
38	vs. Chicago, 11/4/51
35	vs. Baltimore, 10/22/50 vs. Green Bay, 12/3/50 vs. Atlanta, 12/4/76

### Most Points, Opponent, Second Half

35	vs. Minnesota, 11/17/72 @ Green Bay, 9/12/82
33	vs. St. Louis, 9/23/60
31	vs. Cleveland, 10/7/51 vs. San Francisco, 10/23/83 vs. Green Bay, 9/24/89

### Most Points, Both Teams, Second Half

56	vs. Minnesota, 11/17/72 (Vikings 35, Rams 21)
55	vs. Detroit, 10/29/50 (Rams 41, Lions 14) @ New York Giants, 11/19/50 (Giants 28, Rams 27)
52	@ New York Giants, 11/14/48 (Rams 31, Giants 21) vs. Chicago Cardinals, 11/11/51 (Rams 38, Cardinals 14)

\*NFL Record

† Ties NFL Record

**Most Points, First Quarter**

- 26 vs. Green Bay, 12/12/53
- 24 vs. Seattle, 10/31/76
- vs. New England, 11/2/80
- 21 Many times, last vs. Dallas, 10/19/08

**Most Points, Opponent, First Quarter**

- 28 @ Oakland, 10/29/72
- 21 Twice, last vs. Baltimore, 9/25/11
- 20 @ Kansas City, 10/22/00

**Most Points, Both Teams, First Quarter**

- 34 vs. Baltimore, 10/22/50 (Rams 21, Colts 13)
- 33 vs. Green Bay, 12/12/53 (Rams 26, Packers 7)
- 28 vs. New Orleans, 12/5/71 (Rams 21, Saints 7)
- @ Oakland, 10/29/72 (Raiders 28, Rams 0)
- vs. Dallas, 10/19/08 (Rams 21, Cowboys 7)

**Most Points, Second Quarter**

- 37 vs. Green Bay, 9/21/80
- 28 @ New Orleans, 10/7/79
- @ Atlanta, 12/9/79
- vs. Green Bay, 9/24/89
- vs. Indianapolis, 12/30/01
- 24 vs. Green Bay, 12/14/58
- vs. Detroit, 10/30/60
- vs. Pittsburgh, 9/22/68

**Most Points, Opponent, Second Quarter**

- 28 Many times, last @ San Francisco, 11/16/08
- 24 vs. Arizona, 11/2/08
- 23 @ New York Jets, 11/9/08

**Most Points, Both Teams, Second Quarter**

- 45 vs. Detroit, 10/30/60 (Rams 24, Lions 21)
- 44 vs. Green Bay, 9/21/80 (Rams 37, Packers 7)
- 42 @ Detroit, 10/12/58 (Rams 21, Lions 21)

**Most Points, Third Quarter**

- \*41 vs. Detroit, 10/29/50
- 28 vs. Chicago Cards, 11/11/51
- 21 Many times, last vs. New Orleans, 8/31/97

**Most Points, Opponent, Third Quarter**

- 25 vs. New Orleans, 10/28/01
- 21 Many times, last @ Dallas, 9/30/07
- 20 Three times, last vs. San Francisco, 10/22/95

**Most Points, Both Teams, Third Quarter**

- 48 vs. Detroit, 10/29/50 (Rams 41, Lions 7)
- 31 @ New York Giants, 11/14/48 (Giants 21, Rams 10)
- @ Chicago, 11/3/86 (Rams 17, Bears 14)
- 28 Many times, last @ Cleveland, 12/12/90 (Rams 14, Browns 14)

**Most Points, Fourth Quarter**

- 28 vs. Chicago, 10/26/52
- vs. San Francisco, 12/30/02
- 24 @ Green Bay, 10/12/52
- @ Green Bay, 10/18/59
- @ Atlanta, 11/19/67
- 21 Many times, last vs. New Orleans, 10/23/05

**Most Points, Opponent, Fourth Quarter**

- 28 vs. San Francisco, 10/23/83
- 23 @ Oakland, 12/18/82
- 22 vs. Arizona, 11/20/05
- @ New Orleans, 11/11/07

**Most Points, Both Teams, Fourth Quarter**

- 38 @ New York Yanks, 11/19/50 (Yanks 21, Rams 17)
- 35 vs. Minnesota, 11/17/72 (Vikings 21, Rams 14)
- vs. San Francisco, 10/23/83 (49ers 28, Rams 7)
- 34 @ San Francisco, 10/4/92 (Rams 17, 49ers 17)

**TOUCHDOWNS****Most Touchdowns, Season**

- 67 2000
- 66 1999
- 64 1950

**Fewest Touchdowns, Season**

- 10 1937
- 16 1941
- 17 2009

**Most Touchdowns, Game**

- †10 vs. Baltimore, 10/22/50
- 9 vs. Detroit, 10/29/50
- 8 Five times, last vs. Atlanta 11/10/96

**Most Touchdowns, Opponents, Game**

- 8 @ Philadelphia, 10/8/50
- @ Baltimore, 11/25/56
- 7 @ San Francisco, 12/27/87
- @ Kansas City, 10/22/00
- @ Kansas City, 12/8/02
- 6 Many times, last @ Arizona, 12/30/07

**Most Touchdowns, Both Teams, Game**

- 14 vs. Baltimore, 10/22/50 (Rams 10, Colts 4)
- 12 @ New York Giants, 11/14/48 (Rams 7, Giants 5)
- vs. Washington, 12/11/49 (Rams 8, Redskins 4)
- vs. Detroit, 10/29/50 (Rams 9, Lions 3)
- @ Kansas City, 10/22/00 (Chiefs 7, Rams 5)
- 11 Six times, last vs. San Francisco, 10/23/83 (49ers 6, Rams 5)

**POINTS AFTER TOUCHDOWNS****Most Points After Touchdowns, Season**

- 64 1999
- 59 1950
- 58 2000, 2001

**Most Points After Touchdowns, Game**

- \*10 vs. Baltimore, 10/22/50
- 8 vs. Detroit, 10/29/50
- vs. San Francisco, 11/9/58
- vs. Atlanta, 11/10/96
- 7 Many times, last vs. New York Giants, 11/13/66

**Most Points After Touchdowns, Opponent, Game**

- 8 @ Philadelphia, 10/8/50
- @ Baltimore, 11/25/56
- 7 @ San Francisco, 12/27/87
- @ Kansas City, 12/8/02
- 6 Many times, last @ Arizona, 12/30/07

**TWO-POINT CONVERSIONS****Most Two-Point Conversions, Season**

- 4 1998, 2000, 2004
- 2 1994, 1995, 1996, 1999, 2001, 2005

**Most Two-Point Conversions, Opponents, Season**

- 7 1997
- 3 1994, 2000
- 2 1988, 2007

**Most Two-Point Conversions, Game**

- \*4 vs. Atlanta, 10/15/00
- 1 22 times, last at Miami, 10/15/12

**Most Two-Point Conversions, Opponent, Game**

- 2 @ New Orleans, 11/11/07
- 1 Many times, last vs. Atlanta, 11/21/10

**Most Two-Point Conversion Attempts, Season**

- 9 2000
- 6 1995
- 5 1994

**Most Two-Point Conversion Attempts, Opponent, Season**

- 8 1997
- 6 2000
- 4 1994, 2007

## FIELD GOALS

### Most Field Goals Attempted, Season

†49 1966  
47 1973  
45 1970

### Most Field Goals Attempted, Opponent, Season

39 2007  
38 2010  
37 1993, 2011

### Most Field Goals Attempted, Game

7 vs. Detroit, 12/9/51  
vs. Denver, 9/10/06  
6 Many times, last @ New Orleans, 11/26/72  
5 Many times, last @ Cleveland, 12/8/03

### Most Field Goals Attempted, Opponent, Game

7 vs. Baltimore, 12/4/54  
vs. Minnesota, 11/5/89  
6 Many times, last vs. New Orleans, 9/26/04  
5 Many times, last @ Baltimore, 10/14/07

### Most Field Goals Made, Game

6 vs. Denver, 9/10/06  
5 vs. Detroit, 12/9/51  
vs. San Diego, 10/1/00  
4 Many times, last vs. Seattle, 9/30/12

### Most Field Goals Made, Opponent, Game

†7 vs. Minnesota, 11/5/89  
5 vs. Dallas, 12/21/87  
vs. New Orleans, 9/26/04  
@ Baltimore, 10/14/07  
4 Many times, last at Tampa Bay, 10/24/10

## SAFETIES

### Most Safeties, Game

\*3 vs. New York Giants, 9/30/84  
2 vs. Green Bay, 10/21/73  
2 @ Arizona, 11/6/11  
1 Many times, last vs. San Francisco, 12/26/10

### Most Safeties, Game, Opponent

2 @ San Francisco, 9/8/96  
1 Many times, last vs. San Francisco, 12/26/10

## FIRST DOWNS

### Most First Downs, Season

380 2000  
357 2001  
335 1999, 2003

### Most First Downs, Opponent, Season

333 1994  
2009  
329 1996  
321 2000

### Fewest First Downs, Season

88 1937  
101 1938  
103 1942

### Fewest First Downs, Opponent, Season

116 1944  
124 1939  
129 1945

### Most First Downs, Game

38 vs. New York Giants, 11/13/66  
34 vs. New York Yanks, 9/28/51  
vs. Arizona, 9/28/03  
33 vs. Green Bay, 12/16/56

### Most First Downs, Opponent, Game

36 vs. Jacksonville, 10/20/96  
32 @ San Francisco, 11/20/94  
30 vs. Phoenix, 10/2/88

### Most First Downs, Both Teams, Game

58 vs. Chicago Bears, 10/24/54 (Rams 30, Bears 28)  
57 @ New York Yanks, 11/19/50 (Rams 32, Yanks 25)  
55 vs. Buffalo, 12/10/95 (Bills 28, Rams 27)  
vs. Minnesota, 12/10/00 (Rams 32, Vikings 23)

### Fewest First Downs, Game

2 vs. Washington, 11/21/37  
3 Four times, last @ Detroit, 9/24/40  
4 Four times, last @ Detroit, 12/14/69

### Fewest First Downs, Opponent, Game

1 @ Seattle, 11/4/79  
2 vs. Atlanta, 9/23/73  
4 vs. Chicago Cardinals, 9/17/38  
vs. Chicago Cardinals, 10/22/39

### Fewest First Downs, Both Teams, Game

12 vs. Chicago Cards, 10/3/37 (Rams 3, Cardinals 9)  
13 @ Detroit, 10/15/44 (Rams 7, Lions 7)  
15 Many times, last @ San Francisco, 11/21/76  
(Rams 8, 49ers 7)

### Most First Downs, Rushing, Season

177 1973  
148 1983  
144 1980

### Fewest First Downs, Rushing, Season

†36 1942  
51 1944  
61 1982

### Fewest First Downs, Rushing, Opponent, Season

53 1999  
63 1966  
64 1966, 1970

### Most First Downs, Rushing, Game

21 @ New Orleans, 11/25/73  
19 vs. Atlanta, 12/4/76  
18 Three times, last @ Seattle, 11/4/79

### Most First Downs, Rushing, Game, Opponent

20 @ Washington, 11/25/51  
18 vs. New Orleans, 12/16/79  
vs. Detroit, 9/7/80  
17 @ Detroit, 10/12/58

### Fewest First Downs, Rushing, Game

0 @ San Francisco, 12/6/64  
vs. New York Jets, 11/15/70  
@ Detroit, 11/17/91  
@ Kansas City, 12/8/02  
1 Many times, last vs. Seattle, 11/20/11  
2 Many times, last vs. Green Bay, 10/21/12

### Fewest First Downs, Rushing, Opponent, Game

0 Many Times, last @ Seattle, 11/4/79  
1 Many Times, last @ San Francisco, 11/18/07  
2 Many times, last @ Miami, 10/14/12

### Most First Downs, Passing, Season

247 2000  
236 2001  
219 2002

### Most First Downs, Passing, Opponent, Season

198 1944  
195 2000  
191 1996, 2010

### Fewest First Downs, Passing, Season

23 1937  
43 1944  
44 1941

### Fewest First Downs, Passing, Opponent, Season

28 1937  
41 1938, 1944  
43 1939



**Most First Downs, Passing, Game**

22 @ New York Giants, 10/2/05  
 21 Many times, last vs. San Diego, 10/1/00  
 20 Many times, last @ New Orleans, 11/11/07

**Most First Downs, Opponent, Passing, Game**

24 vs. Jacksonville, 10/20/96  
 23 @ Detroit Lions, 9/9/12  
 20 @ San Francisco, 10/3/04

**Fewest First Downs, Passing, Game**

0 @ San Francisco, 10/10/71  
 1 Many times, last vs. Detroit, 10/19/86  
 2 Many times, last @ New Orleans, 9/15/91

**Fewest First Downs, Passing, Opponent, Game**

0 @ Pittsburgh, 11/13/49  
 vs. Atlanta, 9/23/73  
 1 Many times, last @ Seattle, 11/4/79  
 2 Many times, last vs. Atlanta, 10/26/86

**Most First Downs, Penalty, Season**

36 1998  
 31 1990  
 1994  
 29 1981, 2010, 2011

**Most First Downs, Penalty, Opponent, Season**

35 1997  
 33 1969  
 32 1981, 1994

**Fewest First Downs, Penalty, Season**

5 1953  
 6 1938  
 7 1940, 1942

**Fewest First Downs, Penalty, Opponent, Season**

4 1938, 1940  
 5 1937  
 6 1944

**NET YARDS GAINED RUSHING/PASSING****Most Yards Gained, Season**

\*7,075 2000  
 6,690 2001  
 6,412 1999

**Most Yards Gained, Opponent, Season**

5,965 2009  
 5,950 2008  
 5,734 2011

**Fewest Yards Gained, Season**

1,794 1937  
 2,253 1938  
 2,286 1941

**Fewest Yards Gained, Opponent, Season**

2,519 1945  
 2,717 1937  
 2,785 1939

**Most Yards Gained, Game**

735 vs. New York Yanks, 9/28/51  
 614 vs. San Diego, 10/1/00  
 613 @ New York Yanks, 11/19/50

**Most Yards Gained, Opponent, Game**

582 vs. Cincinnati, 10/7/90  
 574 @ Baltimore, 11/25/56  
 541 @ Green Bay, 10/18/42

**Most Yards Gained, Both Teams, Game**

\*1,113 @ New York Yanks, 11/19/50 (Rams 636, Yanks 497)  
 995 vs. San Diego, 10/1/00 (Rams 614, Chargers 381)  
 937 vs. Denver, 9/4/00 (Rams 514, Broncos 424)

**Fewest Yards Gained, Game**

58 @ Chicago Bears, 11/29/42  
 81 vs. Chicago Cards 10/3/37  
 86 vs. Washington, 11/21/37

**Fewest Yards Gained, Opponent, Game**

\*-7 @ Seattle, 11/4/79  
 63 vs. Green Bay, 10/21/73  
 68 @ Chicago Cards, 10/22/39

**Most Consecutive Games, 300 or More Yards**

30 2000-02  
 29 1949-51  
 22 1999-2000

**RUSHING****ATTEMPTS****Most Rushing Attempts, Season**

659 1973  
 621 1977  
 615 1980

**Most Rushing Attempts, Game**

65 @ Minnesota, 9/19/76  
 63 @ Seattle, 11/4/79  
 61 vs. New Orleans, 10/16/77

**YARDS****Most Yards Gained Rushing, Season**

2,925 1973  
 2,864 1984  
 2,799 1980

**Most Yards Gained Rushing, Opponent, Season**

2,475 2008  
 2,440 1961  
 2,427 2011

**Fewest Yards Gained Rushing, Season**

798 1938  
 875 1942  
 929 1941

**Fewest Yards Gained Rushing, Opponent, Season**

1,119 1967  
 1,189 1999  
 1,202 1982

**Most Yards Gained Rushing, Game**

371 @ New York Yanks, 11/18/51  
 340 @ New Orleans, 11/25/73  
 337 vs. Carolina, 11/11/01

**Most Yards Gained Rushing, Opponent, Game**

352 @ Washington, 11/25/51  
 330 @ Cleveland, 11/24/57  
 vs. Detroit, 9/7/80  
 307 vs. New Orleans, 11/18/81

**Most Yards Gained Rushing, Both Teams, Game**

\*595 vs. New York Yanks, 11/18/50 (Rams 371, Yanks 224)  
 548 vs. Minnesota 11/5/61 (Rams 295, Vikings 253)  
 506 @ Green Bay, 10/22/44 (Packers 294, Rams 212)

**Fewest Yards Gained Rushing, Game**

-29 @ Washington, 10/11/42  
 6 vs. Arizona, 11/20/05  
 10 @ Chicago Bears, 11/29/42

**Fewest Yards Gained Rushing, Opponent, Game**

1 vs. Chicago Bears, 10/26/52  
 6 vs. New York Giants, 11/12/89  
 8 vs. New York Giants, 9/30/84

**Fewest Yards Gained Rushing, Both Teams, Game**

62 @ San Francisco, 12/6/64 (Rams 15, 49ers 47)  
 78 @ Detroit, 11/7/99 (Rams 57, Detroit 21)  
 82 vs. New Orleans, 9/6/98 (Rams 47, New Orleans 35)

## TOUCHDOWNS

### Most Touchdowns Rushing, Season

28 1950  
26 2000  
24 1954

### Most Touchdowns Rushing, Opponent, Season

26 1961, 2008  
24 2009  
22 1992, 1996, 2005

### Most Touchdowns, Rushing, Game

7 vs. Atlanta, 12/4/76  
6 vs. New York Yanks, 11/18/51  
5 vs. Chicago, 10/24/54  
@ Detroit, 10/12/58  
vs. Minnesota, 12/10/00

### Most Touchdowns, Rushing, Opponent, Game

6 vs. Cleveland, 11/24/57  
5 vs. Detroit, 10/30/60  
vs. Detroit, 9/7/80  
@ Pittsburgh, 11/3/96  
4 Many times, last @ Indianapolis, 10/17/05

### Most Touchdowns Rushing, Both Teams, Game

8 vs. New York Yanks, 11/18/51 (Rams 6, Yanks 2)  
7 @ Cleveland, 11/24/57 (Rams 1, Browns 6)  
@ Detroit, 10/12/58 (Rams 5, Lions 2)  
vs. Atlanta, 12/4/76 (Rams 7, Falcons 0)  
vs. Detroit, 9/7/80 (Rams 2, Lions 5)  
6 Many times, last @ Tampa Bay, 12/18/00 (Rams 3, Buccaneers 3)

## PASSING

### ATTEMPTS

#### Most Passes Attempted, Season

635 2002  
632 1995  
600 2003

#### Fewest Passes Attempted, Season

168 1937  
199 1945  
208 1944

#### Most Passes Attempted, Game

62 @ New York Giants, 10/2/05  
61 vs. Buffalo, 12/10/95  
56 @ San Francisco, 9/11/05

#### Most Passes Attempted, Opponent, Game

64 vs. Philadelphia, 11/6/49  
58 @ Arizona, 9/29/96  
vs. Atlanta, 12/2/07  
55 vs. Chicago, 12/26/99

#### Most Passes Attempted, Both Teams, Game

97 vs. Chicago, 12/26/99 (Bears 55, Rams 42)  
@ New York Giants, 10/2/05 (Rams 62, Giants 35)  
96 vs. Cardinals, 9/12/10 (Cardinals 41, Rams 55)  
93 vs. Atlanta, 12/2/07 (Rams 35, Atlanta 58)

#### Fewest Passes Attempted, Game

4 vs. Detroit, 9/10/37  
6 vs. Chicago Cards, 11/5/39  
@ New York Giants, 11/10/40  
8 vs. Chicago Bears, 10/9/38  
@ San Francisco, 11/21/76

#### Fewest Passes Attempted, Opponent, Game

†0 vs. Detroit, 9/10/37  
@ Pittsburgh, 11/13/49  
6 @ Brooklyn, 9/20/39  
7 vs. Chicago Cards, 11/5/39  
vs. Baltimore, 12/18/65

### Fewest Passes Attempted, Both Teams, Game

4 vs. Detroit, 9/10/37 (Rams 4, Lions 0)  
24 vs. Atlanta, 9/23/73 (Rams 15, Falcons 9)  
25 Many times, last @ Pittsburgh, 11/13/49 (Rams 25, Steelers 0)

## COMPLETIONS

### Most Passes Completed, Season

408 2002  
392 2005  
380 2000

### Most Passes Completed, Game

40 @ New York Giants, 10/2/05  
36 vs. San Diego, 11/10/02  
35 vs. San Francisco, 10/27/85  
@ Seattle, 9/10/00  
@ Green Bay, 11/29/04

### Most Passes Completed, Opponent, Game

37 @ New York Jets, 9/25/83  
vs. Jacksonville, 10/20/96  
@ Arizona, 9/29/96  
36 vs. New England, 11/16/86  
34 @ St. Louis, 11/4/84

### Most Passes Completed, Both Teams, Game

60 @ Philadelphia, 9/9/01 (Rams 28, Eagles 32)  
59 vs. Chicago, 12/26/99 (Rams 27, Bears 32)  
@ New York Giants, 10/2/05 (Rams 40, Giants 19)  
57 @ Baltimore, 10/27/96 (Rams 26, Ravens 31)

### Fewest Passes Completed, Game

1 Many times, last @ New York Giants, 11/10/40  
2 @ San Francisco, 10/10/71  
3 Many times, last @ San Francisco, 11/21/76

### Fewest Passes Completed, Opponent, Game

†0 vs. Pittsburgh, 11/13/49  
2 Many times, last @ Seattle, 11/4/79  
3 Many times, last @ Chicago, 9/24/72

### Fewest Passes Completed, Both Teams, Game

1 vs. Detroit, 9/10/37 (Rams 1, Lions 0)  
4 vs. Chicago Bears, 10/9/38 (Rams 1, Bears 3)  
6 vs. Chicago Cards, 10/3/37 (Rams 3, Cardinals 3)  
vs. Pittsburgh, 10/29/39 (Rams 1, Steelers 5)

## YARDS

### Most Yards Gained, Passing, Season

\*5,492 2000  
4,903 2001  
4,480 2002

### Most Yards Gained, Passing, Opponent, Season

4,085 2000  
4,024 1989  
3,913 2009

### Fewest Yards Gained, Passing, Season

839 1937  
1,261 1944  
1,352 1941

### Fewest Yards Gained, Passing, Opponent, Season

883 1937  
1,248 1938  
1,249 1939

### Most Yards Gained, Passing, Game

541 vs. New York Yanks, 9/28/51  
506 vs. Chicago, 12/26/82  
453 vs. San Diego, 11/10/02

### Most Yards Gained, Passing, Opponent, Game

483 vs. Cincinnati, 10/7/90  
475 vs. San Francisco, 11/28/93  
439 vs. San Francisco, 12/11/89



**Most Yards Gained, Passing, Both Teams, Game**

847 vs. Cincinnati, 10/7/90 (Rams 364, Bengals 483)  
 784 vs. San Diego, 10/1/00 (Rams 451, Chargers 333)  
 769 vs. Chicago 12/26/82 (Rams 506, Bears 263)

**Fewest Yards Gained, Passing, Game**

-18 @ San Francisco, 10/10/71  
 -5 @ Dallas Texans, 11/9/52  
 18 vs. Pittsburgh, 10/29/39

**Fewest Yards Gained, Passing, Opponent, Game**

-30 @ Seattle, 11/4/79  
 -1 @ Green Bay, 10/13/74  
 0 vs. Detroit, 9/10/37  
 @ Pittsburgh, 11/13/49

**Fewest Yards Gained, Passing, Both Teams, Game**

20 vs. Detroit, 9/10/37 (Rams 20, Lions 0)  
 28 @ Dallas Texans, 11/9/52 (Rams -5, Texans 33)  
 44 @ San Francisco, 11/21/76 (Rams 26, 49ers 18)

**COMPLETION PERCENTAGE****Highest Completion Percentage, Season**

68.8 2001  
 65.4 2005  
 64.7 1999, 2000

**Highest Completion Percentage, Opponent, Season**

63.3 2002  
 62.6 2008  
 62.3 1982

**Highest Completion Percentage, Game (10 att.)**

88.9 @ San Francisco, 11/7/54  
 87.0 vs. San Francisco, 10/10/99  
 85.7 vs. New York Giants, 10/18/92

**Highest Completion Percentage, Opponent, Game (10 att.)**

91.3 vs. Cleveland, 12/26/93  
 81.8 vs. Green Bay, 12/17/60  
 81.0 vs. San Francisco, 11/18/62  
 vs. Pittsburgh, 12/20/07

**HAD INTERCEPTED****Fewest Passes Had Intercepted, Season**

7 1969  
 8 2006  
 10 2011

**Most Passes Had Intercepted, Season**

35 1941  
 34 1938  
 32 1981

**Most Passes Had Intercepted, Game**

7 Many times, last vs. Detroit, 10/26/58  
 6 Many times, last @ Carolina, 12/12/04  
 5 Many times, last @ Tennessee, 12/13/09

**TOUCHDOWNS****Most Touchdowns, Passing, Season**

42 1999  
 37 2000, 2001  
 31 1950, 1980, 1988

**Most Touchdowns, Passing, Game**

6 vs. New York Bulldogs, 11/27/49  
 vs. Washington, 12/11/49  
 vs. Detroit, 10/29/50  
 5 Many times, last vs. San Diego, 10/1/00  
 4 Many times, last vs. Washington, 12/24/06

**Most Touchdowns, Passing, Opponent, Game**

5 vs. St. Louis, 9/23/60  
 vs. Chicago, 10/13/63  
 vs. Miami, 12/14/86  
 @ San Francisco, 12/27/87  
 4 Many times, last @ New York Giants, 10/2/05  
 3 Many times, last at Green Bay, 10/16/11

**SACKS****TOTAL SACKS****Most Sacks, Season**

57 1999  
 56 1980, 1985, 1988  
 53 1970

**Fewest Sacks, Season**

17 1991  
 18 1982  
 25 2009  
 26 1994

**Most Sacks, Game**

10 vs. Atlanta, 9/28/69  
 vs. San Diego, 10/4/70  
 9 Many times, last @ Buffalo, 9/20/98  
 8 Three times, last vs. Minnesota, 11/30/03

**Most Sacks, Opponent, Game**

11 @ Baltimore, 11/22/64  
 10 @ San Francisco, 12/6/74  
 vs. San Francisco, 10/11/76  
 9 @ New Orleans, 12/1/85

**Most Sacks, Both Teams, Game**

16 @ Baltimore, 11/22/64 (Rams 5, Colts 11)  
 14 @ New Orleans, 10/24/76 (Rams 9, Saints 5)  
 13 vs. Tampa Bay, 11/5/78 (Rams 9, Buccaneers 4)

**INTERCEPTIONS****TOTAL INTERCEPTIONS****Most Interceptions, Season**

38 1952  
 32 1967, 1976  
 31 1950, 1955

**Most Interceptions, Game**

7 vs. Detroit, 11/26/44  
 vs. Green Bay, 11/11/45  
 @ Chicago Bears, 10/9/49  
 vs. San Francisco, 10/18/64  
 6 @ Pittsburgh, 12/4/38  
 @ New York Yanks, 11/19/50  
 @ Dallas, 11/9/52  
 @ Kansas City, 10/20/85  
 @ Atlanta, 12/15/96  
 5 Many times, last @ Tennessee, 12/13/09

**YARDS GAINED****Most Yards, Season**

712 1952  
 567 1999  
 546 1980

**Most Yards, Opponent, Season**

518 1952  
 497 1995  
 492 2002

**Fewest Yards, Season**

5 1959  
 15 1938  
 24 1939

**Fewest Yards, Opponent, Season**

27 1938  
 40 1969  
 61 1939

**Most Yards, Game**

314 vs. San Francisco, 10/18/64  
 225 vs. Green Bay, 9/21/80  
 177 vs. Jacksonville, 10/20/96

**Most Yards, Opponent, Game**

182 vs. Dallas Texans, 11/2/52  
 171 @ San Francisco, 11/26/95  
 149 @ Chicago, 10/11/64

**Most Yards, Both Teams, Game**

338 vs. San Francisco, 10/18/64 (Rams 314, 49ers 24)  
 308 vs. Dallas Texans, 11/2/52 (Rams 126, Texans 182)  
 244 vs. Detroit, 11/1/53 (Rams 129, Lions 115)

**TOUCHDOWNS****Most Touchdowns By Interceptions, Both Teams, Game**

3 vs. Detroit, 11/1/53 (Rams 2, Lions 1)  
 @ Arizona, 12/30/07 (Rams 1, Cardinals 2)  
 2 Many times, last @ Arizona, 11/23/03 (Rams 1, Cardinals 1)

**PUNTING****TOTAL PUNTS****Most Punts, Season**

106 2011  
 98 1986  
 95 1979, 1997, 1998

**Most Punts, Opponents, Season**

108 1979  
 104 1978  
 96 1986

**Most Punts, Game**

12 vs. Chicago Bears, 10/9/38  
 vs. Green Bay, 11/26/39  
 @ New York, 11/10/40  
 @ San Francisco, 11/21/76  
 11 Many times, last @ vs. San Francisco, 1/3/2010  
 10 Many times, last vs. Seattle, 11/20/11

**Most Punts, Opponent, Game**

14 vs. New York Yanks, 9/28/51  
 12 Three times, last vs. Chicago Cardinals, 11/23/41  
 11 Many times, last @ Seattle, 11/4/79

**AVERAGE YARDAGE****Highest Average Distance, Punting, Season**

49.6 2008  
 47.2 2007  
 46.8 2009

**Highest Average Distance, Punting, Game (4 punts)**

56.9 vs. Arizona, 10/4/12  
 56.2 vs. Buffalo, 9/28/08  
 55.7 vs. New York Giants, 9/14/08  
 56.0 vs. Arizona, 10/7/07

**Highest Avg. Distance, Punting, Opponent, Game (4 punts)**

57.3 @ Chicago Bears, 11/16/52  
 55.8 @ Detroit 10/10/54  
 55.3 @ Washington, 10/26/41

**PUNT RETURNS****TOTAL RETURNS****Most Punt Returns, Season**

67 1978  
 62 1970  
 58 1969, 1979

**Most Punt Returns, Opponents, Season**

60 1963, 1997  
 59 1979  
 58 1998

**Fewest Punt Returns, Season**

14 1961  
 19 1993  
 22 1982

**Fewest Punt Returns, Opponent, Season**

17 2001  
 22 1972  
 23 1999

**Most Punt Returns, Game**

8 Many times, last @ San Francisco, 10/25/81  
 7 Many times, last @ Tennessee, 10/31/99  
 6 Many times, last vs. San Francisco, 9/7/97

**Most Punt Returns, Opponent, Game**

9 vs. Baltimore, 11/22/64  
 vs. Minnesota, 12/2/79  
 @ Philadelphia, 9/7/08  
 8 @ Detroit, 9/27/42  
 @ Chicago Bears, 11/29/42  
 7 Many times, last vs. Seattle, 11/20/11

**Most Punt Returns, Both Teams, Game**

15 @ Detroit, 9/27/42 (Rams 7, Lions 8)  
 @ Baltimore, 11/27/66 (Rams 8, Colts 7)  
 14 @ Atlanta, 9/12/76 (Rams 7, Falcons 7)  
 13 vs. Chicago, 11/23/75 (Rams 7, Bears 6)  
 @ Atlanta, 9/18/77 (Rams 8, Falcons 5)  
 @ Tampa Bay, 9/23/79 (Rams 7, Buccaneers 6)  
 vs. Minnesota, 12/2/79 (Rams 4, Vikings 9)

**FAIR CATCHES****Most Fair Catches, Season**

25 1998, 1999, 2011  
 24 1989, 2011  
 23 1997, 2005

**Most Fair Catches, Opponent, Season**

30 1968, 1986  
 28 2011  
 22 1985, 2006  
 21 1984, 1988, 1991, 2010

**Most Fair Catches, Game**

4 Many times, last vs. Seattle, 11/20/11  
 3 Many times, last at San Francisco, 10/4/09  
 2 Many times, last at San Francisco, 11/14/10

**Most Fair Catches, Opponent, Game**

5 Four times, last at San Francisco, 11/14/10  
 4 Many times, last at Pittsburgh, 12/2/11  
 3 Many times, last vs. Atlanta, 11/21/10

**Most Fair Catches, Both Teams, Game**

8 @ Baltimore, 11/8/71 (Rams 3, Colts 5)  
 7 Many times, last @ SF, 11/14/10 (Rams 2, 49ers 5)  
 6 Many times, last @ San Francisco, 9/17/06 (Rams 2, 49ers 4)

**YARDS GAINED****Most Yards, Punt Returns, Season**

711 1978  
 676 1981  
 640 1947

**Most Yards, Punt Returns, Opponent, Season**

681 1963  
 652 1998  
 637 1994

**Fewest Yards, Punt Returns, Season**

102 1993  
 129 1960  
 143 2004

**Fewest Yards, Punt Returns, Opponent, Season**

55 1972  
 67 1971  
 116 1977

**Most Yards, Punt Returns, Game**

219 @ Atlanta, 10/11/81  
 166 @ San Francisco, 10/25/81  
 147 @ Cincinnati 10/3/99

**Most Yards, Punt Returns, Opponents, Game**

155 vs. Washington, 9/21/63  
 148 @ Buffalo, 11/21/04  
 141 @ Green Bay, 10/9/94

**Most Yards, Punt Returns, Both Teams, Game**

\*282 @ Atlanta, 10/11/81 (Rams 219, Falcons 63)  
 198 @ Chicago Bears, 10/10/48 (Rams 69, Bears 129)  
 189 @ Kansas City, 12/8/02 (Rams 94, Chiefs 95)

**TOUCHDOWNS****Most Touchdowns, Punt Returns, Season**

3 1981  
 2 1947, 1949, 1952, 1984, 1992, 1996  
 1 1998, 1999, 2000, 2007

**Most Touchdowns, Punt Returns, Opponent, Season**

3 1951, 1994  
 2 1993, 2002, 2003, 2011

**Most Touchdowns, Punt Returns, Game**

†2 @ Atlanta, 10/11/81  
 vs. Atlanta, 12/27/92

**Most Touchdowns, Punt Returns, Game, Opponent**

2 @ Detroit, 10/14/51  
 1 Many times, last vs. San Francisco, 12/26/19

**KICKOFF RETURNS****Most Kickoff Returns, Season**

84 2004  
 82 2007  
 80 2008

**Most Kickoff Returns, Opponent, Season**

86 2001  
 85 1999  
 84 1989

**Fewest Kickoff Returns, Season**

26 1945  
 33 1977  
 34 1975

**Fewest Kickoff Returns, Opponent, Season**

19 1941  
 27 1942  
 35 1955

**Most Kickoff Returns, Game**

9 vs. New Orleans, 10/28/01  
 at Tennessee, 12/13/09  
 at Detroit, 10/10/10  
 8 Many times, last vs. Pittsburgh, 12/20/07  
 7 Many times, last vs. Atlanta, 11/21/10

**Most Kickoff Returns, Opponent, Game**

9 vs. San Diego, 10/1/00  
 8 Many times, last vs. Green Bay, 9/27/09  
 7 Many times, last vs. Indianapolis, 10/25/09

**Most Kickoff Returns, Both Teams, Game**

15 vs. New Orleans, 10/28/01 (Rams 9, Saints 6)  
 14 vs. Chicago Bears, 10/24/54 (Rams 7, Bears 7)  
 @ San Francisco, 11/7/54 (Rams 7, 49ers 7)  
 @ New Orleans, 10/23/94 (Rams 7, Saints 7)  
 vs. San Diego, 10/1/00 (Rams 5, Chargers 9)  
 @ Kansas City, 10/22/00 (Rams 8, Chiefs 6)

**YARDS GAINED****Most Yards, Kickoff Returns, Season**

1,938 2007  
 1,764 2009  
 1,761 2008

**Most Yards, Kickoff Returns, Opponent, Season**

2,194 2001  
 2,115 1999  
 1,888 2000

**Fewest Yards, Kickoff Returns, Season**

448 1945  
 690 1949  
 705 1977

**Fewest Yards, Kickoff Returns, Opponent, Season**

463 1941  
 545 1942  
 671 1940, 1991

**Most Yards, Kickoff Returns, Game**

267 @ Kansas City, 10/22/00  
 254 vs. Chicago, 10/13/63  
 239 vs. St. Louis, 11/14/76

**Most Yards, Kickoff Returns, Opponent, Game**

362 vs. Detroit, 10/29/50  
 304 @ New Orleans, 10/23/94  
 263 @ New York Giants, 11/11/48

**Most Yards, Kickoff Returns, Both Teams, Game**

560 vs. Detroit, 10/29/50 (Rams 198, Lions 362)  
 501 @ New Orleans, 10/23/94 (Rams 197, Saints 304)  
 384 @ New York Giants 11/14/48 (Rams 121, Giants 263)

**TOUCHDOWNS****Most Touchdowns, Kickoff Returns, Season**

3 1950, 1985  
 2 1999  
 1 1998, 2000, 2005

**Most Touchdowns, Kickoff Returns, Opponent, Season**

2 1950, 1964, 1967, 1981, 1994, 2001, 2002, 2003,  
 2006, 2007  
 1 Many times, last in 2009

**Most Touchdowns, Kickoff Returns, Game**

2 vs. Green Bay, 11/24/85  
 1 Many times, last vs. Seattle, 10/9/05

**Most Touchdowns, Kickoff Returns, Game, Opponent**

2 @ New Orleans, 10/23/94  
 vs. Chicago, 12/11/06  
 1 Many times, last at Detroit, 10/10/10

**FUMBLES****TOTAL FUMBLES****Most Fumbles, Season**

42 1996  
 40 1964, 1965  
 39 1978, 1986

**Most Fumbles, Opponent, Season**

42 1996  
 40 1964, 1965  
 39 1978, 1986

**Fewest Fumbles, Season**

14 2010  
 17 1960  
 18 2008

**Fewest Fumbles, Opponent, Season**

13 1956  
 15 1974, 1982, 1994  
 16 1998

**Most Fumbles, Game**

- 8 vs. Detroit, 10/31/65
- 7 Many times, last vs. New Orleans, 12/16/79
- 6 Many times, last @ New York Giants, 9/7/03

**Most Fumbles, Opponent, Game**

- 8 @ Chicago Cards, 11/27/38
- 7 Many times, last vs. Arizona, 12/9/10
- 6 Many times, last @ Green Bay, 9/4/88

**Most Fumbles, Both Teams, Game**

- 14 @ Chicago Bears, 11/24/40 (Rams 7, Bears 7)
- 12 @ Chicago Bears, 9/15/39 (Rams 6, Bears 6)
- @ Chicago Bears, 11/16/52 (Rams 7, Bears 5)
- 11 @ New York Giants, 9/7/03 (Rams 6, Giants 5)
- @ New Orleans, 10/24/76 (Rams 4, Saints 7)
- @ New York Giants, 12/1/46 (Rams 6, Giants 5)
- @ Chicago Cardinals, 11/27/38 (Rams 3, Cardinals 8)

**FUMBLES LOST****Most Fumbles Lost, Season**

- 24 1983
- 23 1958
- 22 1953, 1965, 1978, 1986, 2001

**Most Fumbles Lost, Opponent, Season**

- 24 1947, 1948
- 22 1984, 2003
- 20 1966, 1983

**Most Fumbles Lost, Game**

- 6 vs. New England, 12/11/83
- vs. Detroit, 10/31/65
- @ Detroit, 9/29/40
- 5 Many times, last vs. Phoenix, 9/1/91
- 4 Many times, last vs. Tampa Bay, 11/26/01

**Most Fumbles Lost, Opponent, Game**

- 5 @ New Orleans, 10/24/76
- @ Green Bay, 9/25/66
- @ Detroit, 10/15/44
- @ Chicago Cardinals, 11/27/38
- 4 Many times, last vs. Cardinals, 12/9/10
- 3 Many times, last @ Washington, 10/12/08

**Most Fumbles Lost, Both Teams, Game**

- 9 @ Chicago Bears, 9/15/39 (Rams 5, Bears 4)
- 8 Many times, Last vs. New England, 12/11/83 (Rams 6, Patriots 2)
- 7 @ Philadelphia, 12/1/02 (Rams 3, Eagles 4)
- @ Chicago Bears, 11/16/52 (Rams 4, Bears 3)
- @ Detroit, 9/29/40 (Rams 6, Lions 1)
- @ Chicago Cardinals, 11/27/38 (Rams 2, Cardinals 5)

**PENALTIES****TOTAL PENALTIES****Most Penalties, Season**

- 142 1997
- 133 1978, 1996
- 127 2004

**Most Penalties, Opponent, Season**

- 142 1997
- 133 1978, 1996
- 126 2010

**Fewest Penalties, Season**

- 29 1941
- 45 1942
- 51 1959

**Fewest Penalties, Opponent, Season**

- 43 1945
- 46 1942
- 47 1941, 1958

**Most Penalties, Game**

- 15 Five times, last vs. Philadelphia, 12/18/05
- 14 Many times, last vs. New Orleans, 11/26/00
- 13 Many times, last vs. Green Bay, 12/16/07

**Most Penalties, Opponent, Game**

- 18 vs. Chicago Bears, 11/10/46
- vs. Cleveland, 10/7/51
- 17 vs. New Orleans, 11/26/00
- 16 @ Chicago Bears, 10/10/48

**Most Penalties, Both Teams, Game**

- 31 vs. New Orleans, 11/26/00 (Rams 14, Saints 17)
- 27 vs. Chicago Bears, 11/10/46 (Rams 9, Bears 18)
- 26 vs. New Orleans, 11/8/81 (Rams 13, Saints 13)
- vs. Cincinnati, 9/1/96 (Rams 11, Bengals 15)
- @ Buffalo, 11/21/04 (Rams 11, Bills 15)
- @ San Francisco, 11/14/10 (Rams 12, 49ers 14)

**Fewest Penalties, Game**

- 0 vs. New Orleans, 12/9/90
- vs. Baltimore, 12/18/65
- @ Chicago, 11/29/42
- @ New York, 11/16/41
- 1 Many times, last vs. Atlanta, 1/6/02
- 2 Many times, last @ Tampa Bay, 12/18/00

**Fewest Penalties, Opponent, Game**

- 0 @ New England 10/26/08
- vs. Chicago, 9/24/95
- vs. Minnesota, 11/19/72
- vs. New York, 9/27/41
- 1 Many times, last @ Seattle, 9/10/00
- 2 Many times, last vs. Pittsburgh, 12/20/07

**Fewest Penalties, Both Teams, Game**

- 1 vs. New York Yanks, 9/27/53 (Rams 1, Yanks 0)
- 2 vs. Green Bay, 12/16/62 (Rams 1, Packers 1)
- vs. Baltimore, 12/18/65 (Rams 0, Colts 2)
- 3 Many times, last @ Phoenix, 12/5/93 (Rams 1, Cardinals 2)

**YARDS PENALIZED****Most Yards Penalized, Season**

- 1,169 1978
- 1,065 1997
- 1,015 1996

**Most Yards Penalized, Opponent, Season**

- 1,066 2005
- 1,064 1997
- 1,028 1951

**Fewest Yards Penalized, Season**

- 195 1938
- 220 1939
- 218 1937

**Fewest Yards Penalized, Opponent, Season**

- 220 1939
- 249 1938
- 318 1939

**Most Yards Penalized, Game**

- 162 vs. Baltimore, 10/22/50
- 149 @ Dallas, 11/6/60
- 145 @ Chicago Bears, 10/19/58

**Most Yards Penalized, Opponent, Game**

- 177 vs. San Francisco, 9/18/94
- 173 vs. Minnesota, 9/22/67
- 150 vs. Detroit, 10/3/52

**Most Yards Penalized, Both Teams, Game**

- 269 vs. Green Bay, 12/3/50 (Rams 123, Packers 146)
- 267 vs. Minnesota, 9/22/67 (Rams 94, Vikings 173)
- 253 @ Atlanta, 11/19/67 (Rams 135, Falcons 118)

**Fewest Yards Penalized, Game**

- 0 Many times, last vs. New Orleans, 12/9/90
- 5 Many times, Last @ Arizona, 12/7/08
- 7 @ New Orleans, 10/30/88  
@ Detroit, 10/12/58

**Fewest Yards Penalized, Opponent, Game**

- †0 Three times, last @ New England, 10/26/08
- 5 Many times, last @ Atlanta, 10/14/93
- 7 @ New Orleans, 10/30/88  
@ Green Bay 12/20/92

**Fewest Yards Penalized, Both Teams, Game**

- 10 vs. Green Bay, 12/16/62 (Rams 5, Packers 5)
- 15 vs. Chicago Cards, 11/23/41 (Rams 5, Cardinals 10)  
vs. New York Yanks, 9/27/53 (Rams 15, Yanks 0)
- 20 Many times, last @ Phoenix, 12/5/93 (Rams 10,  
Cardinals 10)



# RAMS BIG DAYS

**Bold denotes player active with Rams**

*Italics denotes rookie*

## RUSHING

247	Willie Ellison vs. New Orleans .....	Dec. 5, 1971	(26 carries, 1 TD)
223	<i>Tom Wilson vs. Green Bay .....</i>	<i>Dec. 16, 1956</i>	<i>(23 carries, 0 TD)</i>
221	Greg Bell vs. Green Bay .....	Sept. 24, 1989	(28 carries, 2 TD)
220	Marshall Faulk @ New Orleans .....	Dec. 24, 2000	(32 carries, 2 TD)
215	Eric Dickerson vs. Houston .....	Dec. 9, 1984	(27 carries, 2 TD)
213	Charles White @ St. Louis .....	Nov. 15, 1987	(34 carries, 1 TD)
212	<i>Jerome Bettis @ New Orleans .....</i>	<i>Dec. 12, 1993</i>	<i>(28 carries, 1 TD)</i>
210	Greg Bell @ New England .....	Dec. 24, 1989	(26 carries, 1 TD)
208	Eric Dickerson @ St. Louis .....	Nov. 4, 1984	(21 carries 0 TD)
208	Marshall Faulk vs. Atlanta .....	Oct. 15, 2000	(25 carries, 1 TD)
207	Eric Dickerson vs. Tampa Bay .....	Oct. 5, 1986	(30 carries, 2 TD)
205	Dan Towler @ Baltimore .....	Nov. 22, 1953	(14 carries, 1 TD)
202	Marshall Faulk @ Carolina .....	Dec. 23, 2001	(30 carries, 2 TD)
199	Ollie Matson @ Chicago Bears .....	Oct. 11, 1959	(31 carries, 3 TD)
199	<i>Eric Dickerson vs. Detroit .....</i>	<i>Oct. 2, 1983</i>	<i>(30 carries, 2 TD)</i>
195	Trung Canidate @ New York Jets .....	Oct. 21, 2001	(23 carries, 2 TD)
193	Eric Dickerson @ St. Louis .....	Sept. 7, 1986	(38 carries, 2 TD)
192	<i>Eric Dickerson @ New York Jets .....</i>	<i>Sept. 25, 1983</i>	<i>(28 carries, 2 TD)</i>
191	Eric Dickerson @ Tampa Bay .....	Nov. 25, 1984	(28 carries, 3 TD)
183	Marshall Faulk vs. Carolina .....	Nov. 11, 2001	(15 carries, 2 TD)
183	Marshall Faulk vs. Seattle .....	Oct. 20, 2002	(32 carries, 3 TD)
181	Marshall Faulk @ Atlanta .....	Oct. 17, 1999	(18 carries, 1 TD)
<b>179</b>	<b>Steven Jackson vs. Jacksonville .....</b>	<b>Oct. 30, 2005</b>	<b>(25 carries, 0 TD)</b>
178	Marshall Faulk @ Arizona .....	Nov. 3, 2002	(27 carries, 1 TD)
170	Eric Dickerson vs. Atlanta .....	Oct. 26, 1986	(30 carries, 0 TD)
169	Dick Bass @ Chicago .....	Dec. 9, 1962	(20 carries, 1 TD)
168	Marshall Faulk vs. Atlanta .....	Jan. 6, 2002	(20 carries, 1 TD)
166	Ron Waller vs. Philadelphia .....	Sept. 30, 1956	(20 carries, 1 TD)
166	Charles White vs. Pittsburgh .....	Oct. 11, 1987	(33 carries, 1 TD)
164	Eric Dickerson @ New Orleans .....	Oct. 14, 1984	(20 carries, 0 TD)
<b>161</b>	<b>Steven Jackson @ Atlanta .....</b>	<b>Dec. 28, 2008</b>	<b>(30 carries, 2 TD)</b>
<b>160</b>	<b>Steven Jackson vs. Dallas .....</b>	<b>Oct. 10, 2008</b>	<b>(25 carries, 3 TD)</b>
159	Charles White vs. Atlanta .....	Dec. 13, 1987	(29 carries, 2 TD)
<b>159</b>	<b>Steven Jackson vs. New Orleans .....</b>	<b>Oct. 30, 2011</b>	<b>(25 carries, 2 TD)</b>
158	Greg Hill, @ Buffalo .....	Sept. 20, 1998	(19 carries, 2 TD)
158	Marshall Faulk vs. Oakland .....	Oct. 13, 2002	(26 carries, 0 TD)
155	Charles White @ Atlanta .....	Oct. 18, 1987	(31 carries, 0 TD)
155	Dan Towler vs. New York Yanks .....	Nov. 18, 1951	(13 carries, 1 TD)
154	Marshall Faulk @ New Orleans .....	Dec. 12, 1999	(29 carries, 1 TD)
154	Dan Towler vs. Chicago Bears .....	Oct. 25, 1953	(24 carries, 1 TD)
152	Lawrence McCutcheon @ New Orleans .....	Nov. 25, 1973	(20 carries, 0 TD)
152	Lawrence McCutcheon @ Chicago .....	Dec. 2, 1973	(24 carries, 0 TD)
152	Lawrence McCutcheon vs. Atlanta .....	Dec. 11, 1977	(17 carries, 0 TD)
150	Eric Dickerson @ Seattle .....	Sept. 23, 1985	(31 carries, 3 TD)
150	Eric Dickerson vs. Green Bay .....	Nov. 24, 1985	(31 carries, 1 TD)
<b>150</b>	<b>Steven Jackson vs. Washington .....</b>	<b>Dec. 24, 2006</b>	<b>(33 carries, 1 TD)</b>

## CAREER 100-YARD RUSHING GAMES

Games	Player	W-L-T	Games	Player	W-L-T
38	Eric Dickerson .....	27-11	3	John Cappelletti .....	2-0-1
<b>31</b>	<b>Steven Jackson .....</b>	<b>16-15</b>	3	Ollie Matson .....	2-1
27	Marshall Faulk .....	27-0	3	Lawrence Phillips .....	3-0
22	Lawrence McCutcheon .....	19-2-1	2	Trung Canidate .....	2-0
11	Jerome Bettis .....	3-8	2	Dick Hoerner .....	1-0-1
10	Dick Bass .....	6-4	2	Les Josephson .....	2-0
10	Dan Towler .....	10-0	2	Joe Marconi .....	2-0
8	Wendell Tyler .....	6-2	2	Elvis Peacock .....	2-0
8	Charles White .....	7-1	2	Bob Thomas .....	2-0
7	Greg Bell .....	6-1	1	Jim Bertelsen .....	1-0
7	Paul (Tank) Younger .....	3-3-1	1	Robert Delpino .....	1-0
6	Cleveland Gary .....	4-2	1	Harold Green .....	1-0
5	Jon Arnett .....	2-3	1	Greg Hill .....	1-0
5	Willie Ellison .....	2-2-1	1	Brian Leonard .....	0-1
5	Ron Waller .....	4-1	1	Jerald Moore .....	1-0
5	Tim Wilson .....	2-3	1	Kenny Washington .....	1-0
4	Skeet Quinlan .....	1-3	1	Justin Watson .....	1-0
3	Cullen Bryant .....	3-0			



## GAMES WITH MORE THAN ONE 100-YARD RUSHER

Nov. 8, 1953	vs. San Francisco, Skeet Quinlan (11-119) and Paul Younger (12-101)
Oct. 24, 1954	vs. Chicago Bears, Dan Towler (15-123) and Paul Younger (27-106)
Oct. 31, 1954	vs. Detroit, Paul Younger (18-140) and Skeet Quinlan (13-119)
Dec. 4, 1955	vs. Baltimore, Ron Waller (24-138) and Paul Younger (25-132)
Sept. 16, 1973	@ Kansas City, Jim Bertelsen (28-143) and Lawrence McCutcheon (21-120)
Sept. 12, 1976	@ Atlanta, Lawrence McCutcheon (26-115) and John Cappelletti (22-102)
Sept. 19, 1976	@ Minnesota, John Cappelletti (28-128) and Lawrence McCutcheon (29-110)
Nov. 11, 1996	vs. Atlanta, Lawrence Phillips (14-106) and Harold Green (13-106)
Nov. 11, 2001	vs. Carolina, Marshall Faulk (15-183) and Trung Canidate (16-145)

## PASSING

554	Norm Van Brocklin vs. New York Yanks.....	Sept. 28, 1951	(30 / 46, 0 TD, 0 Int)
509	Vince Ferragamo vs. Chicago.....	Dec. 26, 1982	(30 / 46, 3 TD, 2 Int)
454	Jim Everett @ New Orleans .....	Nov. 26, 1989	(29 / 51, 1 TD, 2 Int)
453	Marc Bulger vs. San Diego .....	Nov. 10, 2002	(36 / 48, 4 TD, 0 Int)
450	Marc Bulger vs. New York Jets.....	Jan. 2, 2005	(29 / 39, 3 TD, 2 Int)
448	Marc Bulger @ Green Bay.....	Nov. 29, 2004	(35 / 53, 2 TD, 1 Int)
442	Marc Bulger @ New York Giants.....	Oct. 2, 2005	(40 / 62, 2 TD, 3 Int)
441	Kurt Warner vs. Denver .....	Sept. 4, 2000	(25 / 35, 3 TD, 3 Int)
436	James Harris @ Miami.....	Oct. 3, 1976	(17 / 29, 2 TD, 1 Int)
431	Trent Green vs. Carolina.....	Nov. 5, 2000	(29 / 42, 2 TD, 0 Int)
406	Jim Hardy vs. Chicago Cardinals.....	Oct. 31, 1948	(28 / 53, 3 TD, 2 Int)
401	Tony Banks @ Atlanta .....	Nov. 2, 1997	(30 / 42, 2 TD, 1 Int)
401	Kurt Warner @ New England .....	Nov. 18, 2001	(23 / 34, 3 TD, 2 Int)
394	Kurt Warner vs. San Francisco.....	Sept. 17, 2000	(23 / 34, 2 TD, 2 Int)
390	Kurt Warner vs. San Diego .....	Oct. 1, 2000	(24 / 30, 4 TD, 0 Int)
388	Marc Bulger vs. Washington .....	Dec. 24, 2006	(25 / 38, 4 TD, 0 Int)
385	Kurt Warner vs. New Orleans .....	Oct. 28, 2001	(29 / 47, 1 TD, 4 Int)
378	Marc Bulger @ San Francisco.....	Nov. 2, 2003	(26 / 42, 1 TD, 2 Int)
377	Jim Everett @ Philadelphia.....	Nov. 6, 1988	(24 / 45, 2 TD, 4 Int)
375	Marc Bulger @ Pittsburgh.....	Oct. 26, 2003	(22 / 37, 1 TD, 0 Int)
372	Billy Wade @ Green Bay .....	Nov. 16, 1958	(19 / 42, 1 TD, 2 Int)
372	Jim Everett vs. Cincinnati.....	Oct. 7, 1990	(25 / 46, 2 TD, 0 Int)
372	Mark Rypien vs. Buffalo .....	Dec. 10, 1995	(31 / 55, 1 TD, 2 Int)
368	Jim Everett vs. Indianapolis .....	Sept. 17, 1989	(28 / 35, 3 TD, 1 Int)
368	Marc Bulger vs. San Francisco.....	Sept. 19, 2007	(24 / 41, 1 TD, 0 Int)
366	Trent Green vs. Washington .....	Nov. 20, 2000	(23 / 38, 2 TD, 1 Int)
365	Jim Everett @ Denver.....	Nov. 27, 1988	(25 / 47, 2 TD, 1 Int)
365	Jim Everett vs. New Orleans.....	Dec. 9, 1990	(31 / 50, 1 TD, 2 Int)
362	Marc Bulger @ San Francisco.....	Sept. 11, 2005	(34 / 56, 2 TD, 1 Int)
360	Marc Bulger vs. Seattle.....	Oct. 15, 2006	(26 / 39, 3 TD, 1 Int)
359	Kurt Warner vs. Indianapolis.....	Dec. 30, 2001	(23 / 30, 3 TD, 1 Int)
358	Marc Bulger vs. New Orleans .....	Sept. 26, 2004	(32 / 49, 1 TD, 0 Int)
356	Billy Wade @ Baltimore .....	Nov. 23, 1958	(24 / 41, 0 TD, 2 Int)
356	Marc Bulger vs. Chicago.....	Dec. 11, 2006	(34 / 55, 3 TD, 0 Int)
354	Jamie Martin vs. San Francisco.....	Dec. 24, 2005	(33 / 41, 1 TD, 2 Int)
354	Marc Bulger vs. Kansas City.....	Nov. 5, 2006	(31 / 42, 1 TD, 0 Int)
353	<i>Tony Banks @ Baltimore .....</i>	<i>Oct. 27, 1996</i>	<i>(26 / 40, 1 TD, 1 Int)</i>
352	Marc Bulger vs. Atlanta.....	Oct. 13, 2003	(23 / 34, 2 TD, 2 Int)
351	Kurt Warner @ Carolina.....	Dec. 5, 1999	(22 / 31, 3 TD, 2 Int)

## CAREER 300-YARD PASSING GAMES

Games	Player	W-L-T	Games	Player	W-L-T
30	Kurt Warner.....	22-8	3	Bill Wade .....	1-2
27	Marc Bulger.....	12-15	2	Dieter Brock.....	0-2
20	Jim Everett .....	10-10	2	Bob Waterfield.....	2-0
5	Norm Van Brocklin .....	4-1	1	Zeke Bratkowski.....	1-0
<b>5</b>	<b>Sam Bradford .....</b>	<b>2-3</b>	1	Ryan Fitzpatrick .....	1-0
3	Tony Banks .....	1-2	1	Gus Frerotte .....	1-0
3	Vince Ferragamo.....	1-2	1	Pat Haden .....	0-1
3	Roman Gabriel.....	2-1	1	Jim Hardy .....	0-1
3	Trent Green.....	2-1	1	James Harris.....	1-0
3	Chris Miller .....	1-2	1	Jamie Martin.....	1-0
3	Mark Rypien.....	0-3			

## RECEIVING

336	Willie Anderson @ New Orleans .....	Nov. 26, 1989	(15 receptions, 1 TD)
303	Jim Benton @ Detroit.....	Nov. 22, 1945	(10 receptions, 1 TD)
238	Harold Jackson vs. Dallas .....	Oct. 14, 1973	(7 receptions, 4 TD)
233	Isaac Bruce @ Atlanta .....	Nov. 2, 1997	(10 receptions, 3 TD)
230	Henry Ellard vs. Indianapolis .....	Sept. 17, 1989	(12 receptions, 1 TD)
229	Isaac Bruce @ Baltimore .....	Oct. 27, 1996	(11 receptions, 1 TD)
226	Eddie Kennison @ Atlanta .....	Dec. 15, 1996	(5 receptions, 3 TD)
220	Ron Jessie @ Miami .....	Oct. 3, 1976	(7 receptions, 2 TD)
210	Isaac Bruce vs. Miami .....	Dec. 24, 1995	(15 receptions, 1 TD)
208	Jim Phillips @ Green Bay .....	Nov. 16, 1958	(8 receptions, 1 TD)
207	Carroll Dale @ Detroit.....	Nov. 17, 1963	(7 receptions, 3 TD)
204	Marshall Faulk (RB) vs. Chicago .....	Dec. 26, 1999	(12 receptions, 1 TD)
203	Torry Holt vs. Indianapolis .....	Dec. 30, 2001	(7 receptions, 2 TD)
202	Jim Benton @ New York Yanks.....	Dec. 5, 1946	(12 receptions, 2 TD)
200	Tommy McDonald vs. Cleveland .....	Dec. 12, 1965	(6 receptions, 2 TD)
200	Torry Holt @ San Francisco .....	Nov. 2, 2003	(11 receptions, 1 TD)
196	Elroy Hirsch vs. Green Bay.....	Dec. 12, 1953	(9 receptions, 0 TD)
195	Elroy Hirsch vs. Chicago Cardinals .....	Nov. 11, 1951	(6 receptions, 2 TD)
192	Isaac Bruce, vs. Minnesota.....	Sept. 13, 1998	(11 receptions, 1 TD)
191	Isaac Bruce, vs. Atlanta .....	Oct. 12, 1995	(10 receptions, 2 TD)
189	Tom Fears vs. Green Bay.....	Dec. 3, 1950	(3 receptions, 2 TD)
189	Torry Holt @ Atlanta .....	Sept. 24, 2000	(3 receptions, 2 TD)
188	Isaac Bruce vs. San Francisco .....	Sept. 17, 2000	(8 receptions, 1 TD)
183	George Farmer vs. Chicago.....	Dec. 26, 1982	(9 receptions, 1 TD)
181	Isaac Bruce @ Indianapolis .....	Oct. 1, 1995	(8 receptions, 2 TD)
179	Isaac Bruce vs. New Orleans .....	Oct. 28, 2001	(7 receptions, 1 TD)
175	Del Shofner vs. Baltimore .....	Dec. 6, 1958	(5 receptions, 1 TD)
174	Torry Holt @ Pittsburgh .....	Oct. 26, 2003	(7 receptions, 1 TD)
173	Elroy Hirsch @ New York Yanks .....	Sept. 28, 1951	(9 receptions, 4 TD)
173	Isaac Bruce vs. San Francisco .....	Oct. 22, 1995	(9 receptions, 0 TD)
172	Torry Holt vs. Minnesota .....	Dec. 10, 2000	(9 receptions, 0 TD)
171	Henry Ellard @ Detroit .....	Dec. 6, 1987	(7 receptions, 1 TD)
170	Isaac Bruce @ Green Bay .....	Nov. 29, 2004	(9 receptions, 1 TD)
169	Del Shofner @ Detroit.....	Nov. 15, 1959	(5 receptions, 1 TD)
168	Elroy Hirsch @ Green Bay .....	Oct. 11 1953	(8 receptions, 0 TD)
167	Henry Ellard @ Denver.....	Nov. 27, 1988	(11 receptions, 2 TD)
167	Isaac Bruce vs. San Diego.....	Oct. 1, 2000	(9 receptions, 2 TD)
166	Henry Ellard @ Philadelphia.....	Nov. 6, 1988	(7 receptions, 1 TD)
165	Henry Ellard vs. Atlanta .....	Oct. 8, 1989	(8 receptions, 0 TD)
165	Torry Holt @ Tampa Bay .....	Dec. 18, 2000	(9 receptions, 1 TD)
163	Elroy Hirsch @ San Francisco .....	Oct. 28, 1951	(4 receptions, 1 TD)
163	Jim Phillips vs. Chicago .....	Sept. 23, 1961	(9 receptions, 0 TD)
163	Henry Ellard vs. Phoenix .....	Nov. 19, 1989	(7 receptions, 2 TD)
163	Isaac Bruce vs. San Diego.....	Nov. 10, 2002	(10 receptions, 3 TD)
163	Torry Holt, vs. Tennessee.....	Sept. 25, 2005	(9 receptions, 1 TD)
163	Torry Holt, vs. San Francisco.....	Dec. 24, 2005	( 10 receptions, 1 TD)
163	Donnie Avery @ New England .....	Oct. 26, 2008	(6 receptions, 1 TD)
162	Tom Fears @ New York Yanks .....	Sept. 28, 1951	(7 receptions, 0 TD)
161	Torry Holt vs. Atlanta .....	Oct. 13, 2003	(11 receptions, 2 TD)
<b>160</b>	<b>Danny Amendola.....</b>	<b>Sept. 16, 2012</b>	<b>(15 receptions, 1 TD)</b>
160	Henry Ellard vs. Kansas City .....	Nov. 10, 1991	(8 receptions, 1 TD)
160	Torry Holt vs. San Francisco.....	Dec. 5, 2004	(10 receptions, 1 TD)
159	Tom Fears vs. Washington .....	Dec. 11, 1949	(10 receptions, 2 TD)
157	Elroy Hirsch @ New York Yanks .....	Nov. 19, 1954	(5 receptions, 0 TD)
157	Bob Boyd vs. San Francisco.....	Oct. 3, 1954	(5 receptions, 1 TD)
155	Tommy McDonald @ Chicago .....	Oct. 10, 1965	(9 receptions, 0 TD)
154	Jim Phillips @ New York Giants .....	Oct 22, 1961	(8 receptions, 1 TD)
154	Willie Anderson @ Atlanta .....	Sept. 11, 1994	(5 receptions, 1 TD)
154	Torry Holt vs. Seattle .....	Oct. 15, 2006	(8 receptions, 3 TD)
152	Isaac Bruce @ Cincinnati.....	Oct. 3, 1999	(6 receptions, 0 TD)
152	Drew Hill @ Pittsburgh.....	Sept. 16, 1984	(4 receptions, 1 TD)
151	Jim Benton, @ Chicago .....	Oct. 21, 1945	(7 receptions, 1 TD)
151	Jim Phillips, @ Dallas .....	Nov. 6, 1960	(7 receptions, 2 TD)
151	Jack Snow, @ Baltimore.....	Oct. 15, 1967	(3 receptions, 2 TD)
151	Ron Jessie, @ Atlanta .....	Nov. 16, 1975	(10 receptions, 1 TD)
151	Torry Holt @ Carolina .....	Dec. 12, 2004	(6 receptions, 1 TD)
150	Elroy Hirsch, @ San Francisco.....	Oct. 7, 1956	(8 receptions, 2 TD)
150	Jack Snow, vs. Detroit .....	Dec. 14, 1970	(7 receptions, 0 TD)

## GAMES WITH MORE THAN ONE 100-YARD RECEIVER

Dec. 11, 1949	vs. Washington, Tom Fears (10-159) and Bob Shaw (5 -137)
Sept. 22, 1950	vs. New York Yanks, Glen Davis (5-103) and Dick Hoerner (4-105)
Nov. 19, 1950	@ New York Yanks, Dick Hoerner (14-125) and Elroy Hirsch (8-157)
Sept. 28, 1951	@ New York Yanks, Tom Fears (7-162), Elroy Hirsch (9-173), and Verda (V.T.) Smith (2-103)
Dec. 14, 1952	vs. Pittsburgh, Tom Fears (10-122) and Elroy Hirsch (4-108)
Oct. 4, 1953	@ San Francisco, Bob Boyd (4-107) and Elroy Hirsch (9-107)
Sept. 26, 1954	@ Baltimore, Skeet Quinlan (4-135) and Bob Boyd (4-121)
Oct. 10, 1954	@ Detroit, Bob Boyd (8-128) and Elroy Hirsch (6-105)
Nov. 21, 1954	@ New York Giants, Bob Boyd (5-103) and Tom Fears (9-136)
Dec. 12, 1954	vs. Green Bay, Bob Boyd (4-106) and Elroy Hirsch (5-119)
Oct. 7, 1956	@ San Francisco, Elroy Hirsch (8-150) and Bob Boyd (7-119)
Nov. 23, 1958	@ Baltimore, Lamar Lundy (6-103) and Del Shofner (8-110)
Oct. 11, 1964	@ Chicago, Jim Phillips (7-110) and Bucky Pope (4-108)
Nov. 1, 1964	@ Detroit, Carroll Dale (7-109) and Marlin McKeever (6-100)
Dec. 4, 1976	vs. Atlanta, Ron Jessie (4-112) and Dwight Scales (2-102)
Dec. 26, 1982	vs. Chicago, George Farmer (9-183) and Preston Dennard (5-122)
Sept. 9, 1990	@ Green Bay, Henry Ellard (6-106) and Willie Anderson (5-128)
Oct. 7, 1990	vs. Cincinnati, Henry Ellard (7-100) and Willie Anderson (7-144)
Dec. 9, 1990	vs. New Orleans, Henry Ellard (5-107) and Willie Anderson (5-123)
Sept. 1, 1991	vs. Phoenix, Robert Delpino (10-113) and Henry Ellard (7-116)
Dec. 5, 1999	@ Carolina, Isaac Bruce (6-111) and Az-Zahir Hakim (4-122)
Dec. 12, 1999	@ New Orleans, Isaac Bruce (4-102) and Torry Holt (6-113)
Sept. 4, 2000	vs. Denver, Az-Zahir Hakim (5-118), Torry Holt (6-103), and Marshall Faulk (4-100)
Oct. 1, 2000	vs. San Diego, Isaac Bruce (9-167), Marshall Faulk (6-116), and Az-Zahir Hakim (5-104)
Nov. 5, 2000	vs. Carolina, Az-Zahir Hakim (8-147) and Torry Holt (4-130)
Nov. 10, 2002	vs. San Diego, Isaac Bruce (10-163) and Torry Holt (7-118)
Sept. 7, 2003	@ New York Giants, Isaac Bruce (8-120), and Torry Holt (7-111)
Sept. 19, 2004	@ Atlanta, Torry Holt (9-121) and Isaac Bruce (5-102)
Oct. 1, 2006	vs. Detroit, Isaac Bruce (7-100) and Torry Holt (6-102)
Dec. 24, 2006	vs. Washington, Isaac Bruce (9-148) and Steven Jackson (6-102)

## CAREER 100-YARD RECEIVING GAMES

Games	Player	W-L-T	Games	Player	W-L-T
46	Torry Holt .....	27-19	2	Eddie Kennison .....	1-1
43	Isaac Bruce .....	22-21	2	Willie Miller .....	1-1
26	Henry Ellard .....	12-14	2	Ricky Proehl .....	2-0
21	Elroy Hirsch.....	12-9	2	Verda (V. T.) Smith (RB).....	1-1
16	Tom Fears.....	8-7-1	2	Billy Truax (TE) .....	2-0
15	Bob Boyd.....	9-5-1	2	Wendell Tucker .....	2-0
14	Jim Phillips.....	4-9-1	1	Danario Alexander (WR) .....	0-1
10	Jack Snow.....	5-4-1	1	Jon Arnett (RB) .....	0-1
9	Willie Anderson.....	4-5	1	Donnie Avery (WR) .....	0-1
8	Carroll Dale .....	2-5-1	1	Johnny Bailey (RB) .....	0-1
8	Harold Jackson.....	5-3	1	Mike Barber (TE).....	0-1
8	Del Shofner .....	2-6	1	Jim Bertlesen (RB) .....	0-1
6	Tommy McDonald .....	4-2	1	Ron Brown .....	1-0
5	Bernie Casey.....	3-0-2	1	Leon Clarke.....	1-0
5	Ron Jessie .....	5-0	1	Mark Clayton (WR).....	0-1
4	Jim Benton .....	3-1	1	Aaron Cox .....	1-0
4	Marshall Faulk (RB) .....	4-0	1	Kevin Curtis.....	1-0
4	Az-Zahir Hakim .....	3-1	1	Glen Davis.....	1-0
4	Martin McKeever (TE) .....	1-3	1	Troy Drayton (TE) .....	1-0
3	Preston Dennard .....	1-2	1	Pete Holohan (TE) .....	1-0
3	Drew Hill.....	1-2	1	Tom Keane.....	1-0
3	Amp Lee (RB) .....	1-2	1	Lamar Lundy (TE) .....	0-1
3	Bucky Pope.....	1-2	1	Ollie Matson (RB).....	0-1
2	Bob Carey .....	1-1	1	Shaun McDonald.....	0-1
2	Robert Delpino (RB).....	0-2	1	Dwight Scales .....	1-0
2	George Farmer.....	0-2	1	Bob Shaw.....	1-0
2	<b>Steven Jackson (RB) .....</b>	<b>1-1</b>	1	Clendon Thomas (RB) .....	0-1
			1	Billy Waddy .....	1-0
			1	Danny Amendola.....	1-0

## **GAMES WITH 300-YARD PASSER, 100-YARD RUSHER, 100-YARD RECEIVER**

vs. San Francisco, Oct. 23, 1983	QB Vince Ferragamo (26-35, 327 yds, 5 TD, 2 Int.); RB Eric Dickerson (25-144); TE Mike Barber (8-113, 1 TD)
@ Detroit, Dec. 6, 1987	QB Jim Everett (20-26, 324 yds, 2 TD, 2 Int.); RB Charles White (29-102, 1 TD); WR Henry Ellard (7-171, 1 TD)
@ Denver, Nov. 27, 1988	QB Jim Everett (25-47, 365 yds, 2 TD, 1 Int.); RB Greg Bell (22-112, 1 TD); WR Henry Ellard (11-167, 2 TD)
vs. Atlanta, Oct. 21, 1990	QB Jim Everett (24-38, 302 yds, 3 TD); RB Cleveland Gary (19-102, 2 TD); WR Henry Ellard (6-109, 1 TD)
@ Atlanta, Dec. 15, 1996	QB Tony Banks (11-16, 304 yds, 3 TD, 1 Int.); RB Lawrence Phillips (22-122, 1 TD); WR Eddie Kennison (5-226, 3 TD)
@ Carolina, Dec. 5, 1999	QB Kurt Warner (22-31, 351 yds, 3 TD, 2 Int.); RB Marshall Faulk (22-118); WR Az-Zahir Hakim (4-122, 2 TD); WR Isaac Bruce (6-111)
@ New Orleans, Dec. 12, 1999	QB Kurt Warner (21-31, 346 yds, 2 TD, 1 Int.); RB Marshall Faulk (29-154, 1 TD); WR Torry Holt (6-112); WR Isaac Bruce (4-102)
vs. San Francisco, Sept. 17, 2000	QB Kurt Warner (23-34, 394 yds, 2 TD, 2 Int.); RB Marshall Faulk (25-134, 3 TD); WR Isaac Bruce (8-188, 1 TD)
vs. San Diego, Oct. 1, 2000	QB Kurt Warner (30-24, 390, 4 TD); RB Justin Watson (14-102, 1 TD); WR Isaac Bruce (9-167, 2 TD); RB Marshall Faulk (6-116, 2 TD); WR Az-Zahir Hakim (5-104)
vs. Minnesota, Dec. 10, 2000	QB Kurt Warner (27-32, 346 yds); RB Marshall Faulk (25-135, 4 TD); WR Torry Holt (9-172)
@ San Francisco, Sept. 23, 2001	QB Kurt Warner (24-35, 321 yds, 3 TD, 1 Int.); RB Marshall Faulk (18-105); WR Isaac Bruce (8-144, 1 TD)
vs. Indianapolis, Dec. 30, 2001	QB Kurt Warner (23-20, 359 yds, 3 TD, 1 Int.); RB Marshall Faulk (25-118, 3 TD); WR Torry Holt (7-203, 2 TD)
@ Arizona, Nov. 23, 2003	QB Marc Bulger (28-44, 329 yds, 1 TD, 4 Int.); RB Marshall Faulk (24-100, 1 TD); WR Torry Holt (9-145)
@ Houston, Nov. 27, 2005	QB Ryan Fitzpatrick (19-30, 310 yards, 1 TD, 3 Int.); RB Steven Jackson (25-110, 1 TD); WR Torry Holt (10-130, 1 TD)
vs. Washington	QB Marc Bulger (28-38), 388 yards, 4 TD, 0 Int.); RB Steven Jackson (33-150, 1 TD); WR Isaac Bruce (9-148, 1 TD); RB Steven Jackson (6-102, 1 TD)

## **LARGEST MARGIN OF VICTORY**

59 points	(59-0)	vs. Atlanta, Dec. 4, 1976
49 points	(56-7)	vs. San Francisco, Nov. 9, 1958
48 points	(48-0)	@ Baltimore, Sept. 26, 1954
43 points	(70-27)	vs. Baltimore, Oct. 22, 1950
	(45-21)	vs. Baltimore, Dec. 5, 1953
	(59-16)	vs. Atlanta, Nov. 10, 1996
41 points	(65-24)	vs. Detroit, Oct. 29, 1950
	(55-14)	vs. New York Giants, Nov. 13, 1966
40 points	(54-14)	@ New York Yanks, Sept. 28, 1951
39 points	(42-3)	@ Philadelphia, Nov. 3, 1975
	(45-6)	vs. Seattle, Oct. 31, 1976

## **LARGEST MARGIN OF DEFEAT**

48 points	(48-0)	@ San Francisco, Dec. 27, 1987
44 points	(47-3)	@ New York Jets, Nov. 9, 2008
47 points	(47-0)	@ Chicago Bears, Nov. 29, 1942
40 points	(47-7)	@ Tennessee, Dec. 13, 2009
39 points	(49-10)	@ Kansas City, Dec. 8, 2002
38 points	(52-14)	vs. Chicago Bears, Oct. 13, 1963
	(44-6)	@ Detroit, Oct. 10, 2010
36 points	(56-20)	@ Philadelphia, Oct. 8, 1950
	(42-6)	@ Pittsburgh, Nov. 3, 1996
	(42-6)	vs. Indianapolis, Oct. 25, 2009
35 points	(35-0)	@ San Francisco, Oct. 4, 2009
	(38-3)	@ Philadelphia, Sept. 7, 2008
	(35-0)	@ San Francisco, Oct. 8, 1961
	(56-21)	@ Baltimore, Nov. 25, 1956
	(42-7)	vs. Green Bay, Nov. 12, 1944
	(49-14)	@ New York, Nov. 16, 1941



**RAMS FEATURE CLIPS**



# ST. LOUIS RAMS FEATURE CLIPS

## TABLE OF CONTENTS

	Page
<b>The Fisher Factor: New coach exudes confidence</b> , By Jim Thomas .....2 STLToday.com / September 9, 2012	
<b>No panic in Fisher</b> , By Bryan Burwell .....6 STLToday.com / August 15, 2012	
<b>Ram tough: Les Snead leans on strengths to rebuild St. Louis</b> , By Albert Breer .....8 NFL.com / May 5, 2012	
<b>More for Les: Rams' Snead takes aggressive stance</b> , By Jim Thomas ..... 11 STLToday.com / September 9, 2012	
<b>Snead Makes Impressive First Impression</b> , By Howard Balzer ..... 14 101ESPN.com / February 15, 2012	
<b>Schottenheimer comes full circle with Rams</b> , By Jim Thomas ..... 16 STLToday.com / September 9, 2012	
<b>Bradford starting over again</b> , By Jim Thomas ..... 18 STLToday.com / April 8, 2012	
<b>Rams' Jackson is building a legacy</b> , By Bernie Miklasz .....20 STLToday.com / September 2, 2012	
<b>Plenty of action ahead for Jackson</b> , By Kathleen Nelson .....22 STLToday.com / May 25, 2012	
<b>Richardson giving Rams Thunder &amp; Lightning backfield</b> , By Jim Thomas .....24 STLToday.com / October 21, 2012	
<b>Hard work, dedication lift Brockers</b> , By Bryan Burwell .....26 STLToday.com / April 29, 2012	
<b>Long assumes leadership role for young Rams</b> , By Andrew Astleford .....29 FoxSportsMidwest.com / June 14, 2012	
<b>Rams expect Quinn to step up in Year 2</b> , By Jim Thomas .....31 STLToday.com / June 14, 2012	
<b>Quinn stands out for Rams</b> , By Bryan Burwell .....33 STLToday.com / August 8, 2012	
<b>Rams' Rookie Has Potential of Record Proportions</b> , By Judy Battista .....35 NYTimes.com / October 21, 2012	
<b>Rams punter Hekker coming off big week</b> , By The Associated Press .....37 CBSSports.com / October 12, 2012	



## **The Fisher Factor: New coach exudes confidence**

**By Jim Thomas**

Laugh if you must, but Jeff Fisher is conceding nothing.

During a television interview early in training camp with Steve Savard of KMOV (Ch. 4), Savard prefaced a question by stating, "Nobody expects you to go to the Super Bowl, but . . ."

Fisher butted in right there: "Who's saying that?"

Fisher said it with a straight face and his jaw set. Maybe in his heart of hearts he's expecting four, five or six victories by the Rams this season, but it didn't seem like he was kidding.

A few weeks later, Fisher expounded on that mindset after practice while sitting in the shade of the VIP tent adjacent to the Rams Park practice fields.

"Winning's hard on Sunday," Fisher said. "Losing's harder. And unfortunately, because of the balance and the quality of play in the league, you can't win every single game. But it doesn't mean to say you can't go in and expect to win every game."

All well and good, but are the players buying it? When you step into an organization that has lost 65 of its last 80 games, losing is imbedded in the culture. It can be all encompassing. You sense it, feel it, smell it. It becomes as much a part of the surroundings as the furniture.

In a league designed for parity, some would say it's harder to go 15-65 in the NFL than 65-15. But that's where the Rams are at — 15-65 over their past five seasons as Fisher walks into Ford Field for Sunday's season opener in Detroit.

He has put as much time and energy into eradicating those bad vibes from his players' heads as he has anything else.

"They were very quick to erase and forget about the past and look forward to the future," Fisher said. "That was our message from Day 1, that we are moving forward now. Anything that took place in the past — anything and everything — is behind you, and there's no carryover."

And one other thing.

"No one said that we can't compete for our division title this year," he added.

Division title? Apparently Fisher has indeed forgotten the past, like the Rams' 2-14 record last season. Or the fact that this team hasn't made a playoff appearance since 2004, or had a winning record since 2003.

## **THE FISHER FACTOR**

Since Mike Martz last coached the dying embers of the Greatest Show on Turf in 2005, Scott Linehan, Steve Spagnuolo, and interim head coaches Joe Vitt and Jim Haslett have tried to right the ship ... and the ship kept sinking.

What makes Fisher think he can achieve something that has eluded so many before him?

Well, first, there's the mustache, the sunglasses, a demeanor that exudes confidence. Forget about Fisher's place in Montana, or his fly-fishing trips. He picked up those habits from the late, great Walter Payton when they were Chicago Bears teammates. At his roots, he's more California cool than Montana mountain man.

He grew up in the Woodlands Hills area of Los Angeles, and apparently set receiving records at Taft High. Or so he told Rams wide receiver Steve Smith — a fellow Taft alum.

"He said he had 274 yards in one game, but I don't know," Smith said, chuckling. "That wasn't on the pages in the record book, so maybe he made that one up."

## ST. LOUIS RAMS NEWS CLIPS

Publication: STLToday.com

Section/# of Pages: Sports/2 of 4

Date: 9/9/12

---

In college, Fisher stayed close to home and won a national championship playing for John Robinson at Southern California. He was a defensive back/return specialist in the NFL, winning a Super Bowl title with the Bears. As a head coach with the Houston

Oilers/Tennessee Titans, his teams earned six playoff berths, including the AFC title in 1999 (followed by a Super Bowl XXXIV loss to Dick Vermeil's Rams).

All told, Fisher has 147 NFL coaching victories, and his total of 142 regular-season victories is tied for third among active NFL head coaches. He's used to winning, he's used to success — and it shows.

"Cool guy," says rookie cornerback Trumaine Johnson. "That confidence, it's all about the swagger. In the meeting room, he demands attention. His swagger, man, it rubs off. As soon as you go in there, I feel like, 'Man, I need that, too.' "

Even so, Fisher isn't one of these coaches who acts like he's the smartest guy in the room. He doesn't think it's some kind of badge of honor to show up at 4 a.m. at the team complex and sleep on a couch in the coaches' office. He works hard, but he works smart.

"I think the greatest thing about Coach Fisher is he is confident," quarterback Sam Bradford said. "And he's so confident, he doesn't feel like he has to come out and give us a bunch of lip service every meeting or every practice. He doesn't say much, but when he speaks, everyone listens because we all understand if he's saying something it's for a reason and it's extremely important.

"His natural vibe, his calmness, his confidence just rubs off on everyone. When you're around him for three or four months in the offseason every day and then you're around him in camp every day, I think everyone just feeds off that and naturally it takes over on the field."

Which is the idea, more or less. Fisher doesn't yell much and rarely cusses. The first time he became heated on the practice field in camp came on a day when the Rams had a couple of player scuffles. Fisher shrugged off the first one, but after the second fight, he yelled, "That's not what we're about!"

That ended the extracurriculars for the day.

### STEERING THE SHIP

When Fisher first became an NFL head coach, he thought Xs and Os were 80 percent of the game, and team management the other 20 percent. After 16 full seasons as a head coach, and part of a 17th as interim head coach of the Oilers in 1994, he now feels those percentages have flipped.

To Fisher, it's about team management, especially when it comes to the players but also his coaching staff, and really, every employee who walks in the doors at Rams Park. It's about positive energy, the ability to adjust and adapt, the occasional crisis management, and not worrying about things that don't effect wins and losses.

"He's comfortable with who he is," said Rams assistant head coach Dave McGinnis, a longtime Fisher friend and associate. "He doesn't deviate from who he is. Circumstances don't throw him off kilter, good or bad."

McGinnis says Fisher focuses on what's real, not manufactured drama. His teams know their identity. He can't be distracted. And when things get tight, it doesn't filter down to players or coaches.

"Jeff Fisher operates very much in the now," McGinnis said. "As he has said before — and it's a feeling that you have when you're around him with a team — he embraces his football team. And he embraces his coaches. He embraces the organization that he's with. And that gives everybody the feeling that what you're working for is a good thing."

And he does it with a fine-tuned focus.

"His focus is so laser-like, it's like he drives with his high-beams on all the time," McGinnis said. "He can see it all, and that's a good thing."

In all his seasons as a head coach, Fisher hasn't seen it all, but he's seen most of it. Unlike predecessors Linehan and Spagnuolo, who were first-time head coaches in St. Louis, when Fisher arrived at Rams Park he didn't have to learn about setting up training camp, or how to

## ST. LOUIS RAMS NEWS CLIPS

Publication: STLToday.com

Section/# of Pages: Sports/3 of 4

Date: 9/9/12

---

run a staff meeting. He didn't have to take a crash course in Salary Cap 101, or worry about what pictures were hanging on what walls, or decide where the media should stand during practice. Been there, done that — years ago.

### HARD TO RATTLE

And in the bigger picture ...

Empty seats at the Edward Jones Dome?

He played in front of 15,000 during the team's lame-duck year in Houston (1996), and not many more than that when the team's inaugural season in Tennessee was played in Memphis (1997). By 1998, the Titans finally made it to Nashville, but played in Vanderbilt's college stadium while theirs was being built. No relocation in NFL history was quite like this, and as a topper, Fisher didn't exactly work for a free-spending owner in Bud Adams.

As one former NFL head coach put it: "Some of those wins he got in Tennessee should have counted twice with what they went through."

All the while in those early years, Fisher was refitting the team he had taken over in Houston.

"Going from the run-and-shoot to a conventional offense," Fisher said. "So you draft a running back (Eddie George), you draft a quarterback (Steve McNair). And then four years later you're in the Super Bowl."

Losing streaks?

When the last remnants of the Titans' Super Bowl XXXIV squad were stripped away and the team went through salary cap hell in '04 and '05 — jettisoning core players — Fisher's 2006 squad began the year 0-5. They regrouped to finish 8-8.

"We lost that core group because they were very productive, successful," Fisher said. "You don't like to use the word 'rebuild,' but we in essence had to go out and draft and sign and then put together a team that — including the chemistry in the locker room — gave us a chance to win games."

The Titans were back in the playoffs in '07 and in '08.

His background and experience helps explain why Fisher didn't get overly flustered with the Rams' 38-3 shellacking in the preseason opener at Indianapolis. Instead, he joked that nobody was crying during the flight home. Similarly, he wasn't reaching for the panic button after that awful first quarter in Dallas in preseason game No. 3.

"Please," said McGinnis, cocking his head back in exaggerated disbelief.

"I think it's about having 16 years of NFL coaching experience," linebacker James Laurinaitis said. "He's seen it all and been through it all. I don't think any situation's going to kind of unnerve him, and he has extreme confidence in the guys that are working for him."

### JUST A MATTER OF TIME?

In the sanctity of the NFL locker room, not much gets by the players. Over time, they are hard to fool and can sense a phony or a weakness a mile away.

"The first thing and the one thing that stands out to me, being through this several times, is the coaching staff," said running back Steven Jackson, who broke in with Martz in 2004. "A lot of times, it's hard for a coach coming in to get the exact guys that he wants."

"A lot of guys get taken around the league that are his first pick or that he would choose to have. But it seems that Coach Fisher has put together an absolutely stellar staff. There's a lot of knowledge amongst those guys. On top of that, he does a good job of feeling the chemistry of a team and piecing it together."

Fisher seems to have a well-defined sense of when to push it, when to pull back, and how to motivate. One quick example: Prior to the second preseason game, against Kansas City, he told the squad that if the Rams had fewer than six penalties against the Chiefs those players who had a house, condo, or apartment in St. Louis could check out of the training camp hotel and go home. The Rams were flagged just four times that night.

## ST. LOUIS RAMS NEWS CLIPS

Publication: STLToday.com

Section/# of Pages: Sports/4 of 4

Date: 9/9/12

---

"The guys really enjoy him," wide receiver Danny Amendola said. "It's a different atmosphere around here from the past couple years. For better, for worse, we'll find out. But we're happy he's here. We're happy we're moving in the direction that we're moving."

So strangely, there's a sense of inevitability at Rams Park, for years the Land of Lost Football. A sense that although it may not happen this year, it will happen.

"There's nothing that says you can't win right now," executive vice president Kevin Demoff said. "That's something Jeff has impressed upon the players. ... I think we're going to get there quickly."

## **No panic in Fisher** **By Bryan Burwell**

On the first day back on the practice field since Sunday's unsightly 35-point spanking, Jeff Fisher was, as his players like to say, his old cool self. The world had not come to an end. The sky had not fallen, the earth had not opened up in the middle of the Rams Park practice fields and attempted to swallow up the entire training camp roster in angry retribution for Fisher's Rams having the audacity to lose the opening game of the preseason by such a lopsided score.

It was just another work day in the midst of the endless training camp grind for Fisher, who just did what he always does, which is glide around the practice field observing everything from behind the reflection of those cool designer sun glasses.

Emotional fans can have the luxury of over-reacting to the outcome of an August dress rehearsal. Experienced head coaches like Fisher react to the scoreboard's inconsequential numbers with the proper regard, which is somewhere between a chuckle and a yawn.

"Yeah, I don't think there were many tears on the airplane coming home (Sunday)," Fisher said with a rather sardonic smirk on Monday. "What you want to see is ... them play hard, and they did. We've got to play better. Believe me, we're not ready for Detroit yet, (but) we will get better."

If you want to know a thing or two about a football coach — what he thinks, what he stands for, how he does his job — observe him when there's a tinge of panic in the air. It doesn't matter if it's artificial panic like the sort that was swirling in the air with so many people overreacting to the outcome of a meaningless preseason game, or the genuine restlessness that can permeate when the scores actually do matter.

If the man in charge freaks out when everyone around him starts losing their grip, that's a very bad sign.

Fisher is not that guy. The players rave about his never-nervous demeanor.

"There's just something about him," said tight end Lance Kendricks. "He's like this really cool, laid-back guy. Just always in control of things. Not a lot of screaming and shouting. He just lays it all out to you, very matter of fact. This is it, here's how it's done. Now go do it. He's the same way every day, every meeting, every practice."

They're going to need that demeanor, because this is not going to be an easy remake. There are some glaring issues that need to be fixed around here, and it's going to take a man who knows exactly what he's doing to get it done.

And it's not going to take a patient man, because one of the last words I'd use to describe Fisher is "patient." The word I'd use is "resolve," because it's going to take a man with a ton of resolve and a mountain of personal belief to turn this franchise around as quickly as Fisher insists it will take to turn the Rams back into winners.

When someone asked him why he seems so emotionally steady all the time, Fisher grinned again. "Hey if you do this (he waves his hand up and down like a roller coaster) your team does that. And we want to do this (his hand rising on a steady accent). I mean, we're going to learn from this. We're going to correct the mistakes and we're going to move on. Even in a losing effort (Sunday) afternoon in a preseason game, we got a little bit better because we got a chance to go out and compete against somebody else. And we did some good things and the big picture is, 'Are you getting better?' And we did. And we have to continue to do so."

This isn't crazy, blind happy talk from some wide-eyed, inexperienced football coach who's gushing on his first trip to the rodeo. Fisher, in his 17th season as a NFL head coach, is the third-most tenured active head coach in the league behind only Bill Belichick and Mike Shanahan. He knows exactly what he's looking at and more importantly, what he's looking for. He understands exactly what he inherited with this roster and how much work is required to make this into a team that can win consistently on Sundays in the fall.

Yet there's a reason why he believes he can turn this team around in a hurry. While some of it has to do with the belief that the NFC West is such a weak division that you can leap from worst to first overnight, most of it is rooted in his belief that if he doesn't exhibit the power of positive thinking publicly, it will be impossible to get his players to buy into a winning mentality, too.

So understand that Fisher believes the preseason serves two important purposes: To find out who can play, and to gradually get the team ready for the regular season. Nothing else matters. Not the scoreboard. Not impressing nervous fans.

## ST. LOUIS RAMS NEWS CLIPS

Publication: STLToday.com

Section/# of Pages: Sports/2 of 2

Date: 8/15/12

---

So in the first two games, mostly he's evaluating talent, who should start, who should make the roster, who can help you win right away and who are the more long-term projects. Once those objectives are established, the last two games are designed to get those who can help you win now ready to play that first regular-season game. Winning games in the preseason is not nearly as critical, which is why in the five previous seasons where Fisher's teams have finished with a losing preseason record, only once did that lead to a losing record in the regular season (2005 at 4-12).

"Well, I mean, you want to win the games, but yeah, the preseason is to get ready for the regular season," Fisher said. "It's to fine-tune and prepare and get them to a level where you're ready to compete when the season starts."

I need to see a lot more before I'm ready to believe the Rams are ready to make a dramatic worst-to-first turnaround. But the last place I'm looking in the preseason is the scoreboard.



**Ram tough: Les Snead leans on strengths to rebuild St. Louis****By Albert Breer**

Tuesday was May 1. For new St. Louis Rams general manager Les Snead, the beginning of the new month meant it was finally time to tie up a whole bunch of loose ends.

Snead, formerly personnel director for the Atlanta Falcons, was hired by the Rams in mid-February. His self-imposed directive since then has been to focus on four aspects of roster management. They were, in order, to assess the strengths and weaknesses of his new club; deal the second pick in the draft; prepare for and complete free agency; and then do the same with the draft.

"I did those four things," Snead said, over the phone from his office this week. "And with a lot of people that I know, I've had to say, 'Oh, that's a May project.' I'm still living in the hotel. The boxes Atlanta sent me are still stacked up against the wall, and I haven't opened one. I don't have a file cabinet or anything. Basically, I said, 'Everything's a May project, except for those four things.'"

Snead can unpack and find a place to live now. His vision for the Rams, in this job he spent the better part of two decades preparing, is beginning to take shape.

In less than three months, Snead brought home a historic haul in dealing what became Robert Griffin III's draft rights to Washington, worked a free-agent period that landed Cortland Finnegan, Kendall Langford and Scott Wells for St. Louis, and spearheaded perhaps the most aggressive and daring draft-day effort that any NFL club had.

And Rams COO Kevin Demoff is hardly surprised by the swashbuckling style that Snead has employed, even if the new GM remains in the considerable shadow cast by new head coach Jeff Fisher.

"There was a reason Les was the first call I made when we went looking for a GM," said Demoff, who led the search process. "We met with a lot of capable people, and a lot of people I think will become great GMs. But there was something unique about Les' way of thinking. It inspired you, and made you believe he'd have immediate success. It's his self-confidence, and it's not arrogance, but he believes in his ability. He can get the most of the people around him. He can bring a group together."

On the first night Demoff met with Snead, over dinner, the 13-year Falcons personnel man detailed his plan for trading the second pick. He showed Demoff how he could build a draft around the second-rounders, and gave him names of players he'd target. One was Appalachian State receiver Brian Quick, whom Snead built a consensus on in the building, and wound up taking atop Round 2.

Another thing Snead passed along to Demoff was his GM proposal. In it were four core principles. The last two were pretty standard -- to be passionate and be honest. The first two set the Rams course.

"The first thing is 'wake up sprinting,' and that means that I'm gonna begin every day striving to achieve excellence at top speed," Snead explained. "That's a motto of mine. And (next) is 'don't be scared,' and I've got a bullet point that says, 'Have the mental and moral strength to venture, persevere and withstand adversity, fear and difficulty.'"

He, and the Rams by extension, have done that.

**The Griffin trade**

The central question on the second phase of Snead's itinerary was never complicated: Would the Rams consider trading Sam Bradford, rather than the No. 2 overall pick, and take Griffin?

"No," Snead said, succinctly. "The only time it might've crossed my mind was if, for some reason, we were to get stuck at two because we didn't get what we really wanted. Do you take the kid and trade him from there? That might've been the only time, and that would've been the riskiest of risky moves. But I'll be clear: We decided early on that Sam was our quarterback."

When the Rams' brass met in February, Snead asked if it was realistic to get three first-rounders for the pick. It was communicated to him that price was unprecedented for a single pick. So Snead followed up with a suggestion: "Maybe we can get an extra two also."

"What I give him credit for," Demoff said, "is when he sets out and decides what wants, he gets what he wants."

## ST. LOUIS RAMS NEWS CLIPS

Publication: NFL.com

Section/# of Pages: Sports/2 of 3

Date: 5/5/12

---

The above criteria set what Snead referred to as the "Gold Standard." The Rams wanted to create an artificial deadline to push urgency on the clubs vying for Griffin. Snead told those teams that he wanted to do a deal before free agency, because he wanted to know what he'd be working with prior to that vital date. The Gold Standard was the price it would take, as Snead explained it, "to get it done today."

A half-dozen clubs were involved. Five of the six were willing to move before the start of free agency, while one said it would rather wait until later in the offseason. The Redskins were the one club to meet the Gold Standard. So the deal was done. Remember, honesty was one of Snead's GM principles. He told the clubs three 1s and a 2 would move the pick. And it did. No poker there.

Snead emphasized "location, location, location" in describing a pick he referred to as a "nice piece of real estate." The fact that the first pick, held by the Indianapolis Colts, was unavailable, helped, as did the reality that two of the top three underclassmen at quarterback (Andrew Luck, Griffin) declared, rather than all three (Matt Barkley went back to school). Snead's job, as he saw it, was to capitalize on the circumstance.

"Whether we did it earlier or later, you never know, maybe your piece of real estate loses value, maybe it increases value," he said. "If you don't get your quarterback in free agency, maybe you get desperate, or you have two teams that are really desperate. You never know, but we were very happy with what we got."

The important thing was going into 2013 and '14 with two first-rounders, and setting the stage to attack in free agency, which the Rams did the following Tuesday. But it would be the deal-closer, that extra second-rounder, that was invaluable to the draft day strategy the new GM wanted to employ.

First draft

Just as Snead had gambled that the value of the second pick would reach its peak early, more than a month before the draft, he'd roll the dice on draft day that one of the interior defensive linemen he and Fisher liked, Fletcher Cox or Michael Brockers, would be available in the middle of the first round. After Justin Blackmon came off the board with Jacksonville leapfrogging St. Louis, the decision to bail was made based on the ability to get the club at fourth pick in a 33-selection range (Nos. 33-65).

This one paid off, too. Taking Brockers at 14, and throwing him in a group that already has Langford, Chris Long, Robert Quinn and pretty decent depth created a strength on a roster that didn't have many of them.

But Snead wasn't done taking risks.

While North Alabama CB Janoris Jenkins, with his paternity and drug issues, was the most publicized character-flagged player the Rams took in the second round, he was hardly the only one. The two picks to follow -- Cincinnati's Isaiah Pead and Montana's Trumaine Johnson -- also had off-field questions that were considered attributable to simple immaturity, but were significant enough to raise eyebrows in league circles.

As one AFC personnel director said, "You get one, that's OK, but they picked three in a row." Another AFC scout called the Rams' draft "exceptional. They got a lot of good players, but they also took a lot of risks, as far as character. I'd personally say they did a very nice job, and the truth is, based on the roster, they needed to take those risks."

The overarching thought inside the Rams was that, under former GM Billy Devaney, character had been emphasized to such a degree that the young talent already there -- with players like Long, Bradford and middle linebacker James Laurinaitis -- would help the new guys. Fisher's history dealing with such at-risk rookies was another factor, as was the fact that, as the scout said, the time had come to gamble.

And then, there was the confidence that Demoff and Fisher had in Snead's exhaustive research, reflective of a guy whose background was pounding pavement as a scout. It was most apparent in Snead's work on Jenkins, whom he started working on for the Falcons last summer with a trip to Florida.

"It takes a lot of man hours to become comfortable with that," Snead said of Jenkins. "Jeff and I discussed it. If we were to get an extra second-rounder, now five picks in those first 65, and said, 'OK, maybe there's a chance to go and be aggressive.' And so that player, we thought was gonna be there, and we had to make a decision, and we thought he was a first-round talent. So we did the due diligence ... and at the end of the day, you sign off and say, 'Let's roll.'"

Not many people argue with the Brockers pick, a young prospect with a high ceiling and no apparent character problems. But Snead knows his first draft will be judged by the four picks between 33 and 65 -- Quick, Jenkins, Pead and Johnson.

## ST. LOUIS RAMS NEWS CLIPS

Publication: NFL.com

Section/# of Pages: Sports/3 of 3

Date: 5/5/12

---

Snead told Demoff he'd target Quick back in January, and three roulette spins on players who may prove to be first-round talents. In the GM's conviction and guts, the group provides a window into what Demoff and the Rams bought into with Snead.

Time to unpack

And then you have the vision that Demoff had of the coach/GM relationship. To him, though Fisher was most certainly the big fish in the Rams' haul, it was important that he project correctly what this "arranged marriage" would look like, no matter the perception that this was gonna be Fisher's show.

"You always have to pick one before the other, and in my ideal world, I'd always pick the GM first," Demoff said. "But we had Jeff there and we had to leap into that. We never viewed it as the 'King Coach' or 'King GM.' You want them to be close, to think like one another, to complement one another. ... And Les always wanted to be the GM of the Rams. He didn't care if Jeff Fisher was the head coach or Carrie Fisher was the head coach.

"He wanted to be in charge of finding the talent. Too much is made of roles. If you watched on draft, you'd have no idea who was in what role. And Les doesn't care who gets credit anyway."

Snead's been a little too busy for that.

And as much as this job has gone according to the playbook he handed Demoff in January, there also have been things he couldn't quite prepare for. The good news is Snead -- having worked for/with Tom Coughlin, Dan Reeves, Rich McKay, Bobby Petrino, and Thomas Dimitroff, and having gone through so many regime changes, not to mention the Michael Vick affair in Atlanta -- was prepared to adjust.

"I'm a very OCD personality, very organized, one of those people where I had my whole life organized on the computer," Snead explained. "I could go to this file, and go back and get this or that, from personal all the way to professional. Since I've gotten here, I have all the files I have from my previous life on two discs on a desk, and I haven't used my computer one time since I've been here, except to watch video."

Demoff jokes that Snead has "worn out his iPad" instead. But the point is that his job now is different than it was -- he says, "I couldn't live without my computer" in Atlanta -- and he was as ready as he thought he'd be.

Now, for Snead, it's about drawing on experience and acting on instincts built over his time as a lieutenant in Jacksonville and Atlanta.

"I would hate to get in this chair or this job too early and not have the experience. You realize the computer's not your brain," Snead continued. "You realize it's your brain and the experience and the knowledge and all those things combined over the years, but really it's the experience. The experience gives you a foundation where you're confident to make decisions. And it gives, let's call it 'a young 41-year-old,' the wisdom to make decisions."

Maybe now he'll finally move out of the hotel and unpack those boxes.

Plus, he's got plenty of people to call back now, with the big things -- those four major objectives for the Rams -- out of the way.

And as for the "May Projects" he promised, Snead laughs. "My biggest May project now is to figure out what I'm actually gonna do in May, and then push the rest to June and July."

**More for Les: Rams' Snead takes aggressive stance****By Jim Thomas**

The neighbors across the street had a huge backyard, with nothing planted. No trees, no shrubs, no garden — nothing but green grass. For young Les Snead and his buddies in Eufaula, Ala., it became a field of dreams.

Growing up, they didn't just play pickup football there, they had uniforms, treehouse locker rooms, even a name for their gridiron get-togethers, not to mention a publicity machine.

"We called it the Backyard League," said Jack Smith, a Backyard League alum who grew up a block from Snead in the southeast Alabama town of 13,000. "Back in those days, we played football, basketball, baseball — every sport every day after school. We rode our bikes everywhere. That's kind of how we grew up."

But growing up in the middle of SEC country, football was king.

"Football's in our blood, OK?" said Snead's mother, Pam. "It is in our blood."

The Backyard League was so much in the blood of Snead and his pack of friends that you could keep up with it in the newspaper. The nearest paper of any size was the Columbus (Ga.) Ledger-Enquirer, and as Smith recalled, "At one point in time, Frank Mixon would phone in bogus Backyard League stats to the Ledger-Enquirer, and they would publish it."

Smith is now director of strategic communications for the Auburn University athletic department. Frank Mixon became an economics professor. Another Backyard League alum, Archie Grubb, is an attorney. Snead grew up to be general manager of the St. Louis Rams.

"I think Les was predestined to be the general manager of the Rams," Smith said. "I think Les is a great story. Dreams do come true, even dreams that may seem out of reach."

**DRAFT DAZE**

At the time, Snead didn't know what a general manager was, but he sure put a lot of time into football growing up in the late 1970s and early '80s. As a middle schooler, he'd scrape together loose change and head downtown to the drug store or the local Kmart and buy football cards. At home, he studied the cards, spread them out on the floor, and held a football "draft" with his friends.

Invariably they'd grab a football and head out to that backyard field across the street. One of them might be Dan Marino or Eric Dickerson or Anthony Munoz, or any one of the NFL stars of the day.

"It was almost like fantasy football before fantasy football," Snead said. "We would make up little games. Once you drafted your players or you built your team, you may go throw the football. If you hit that tree, it's however many points. And you'd keep stats with the players."

Snead, now 41, went beyond merely watching the NFL draft on television in those days. At a time when the draft was held during the day on weekdays, he began skipping school to do so. It was Snead's version of "Ferris Bueller's Day Off," but everyone knew about it. His friends. His mother. Even his football coach.

"He was such a good kid, and a good student," Pam Snead said. "I never had to worry. He only skipped one day (a year), and I always let him do that."

As the NFL draft unfolded, Snead charted it on the wall in his room. During the 1984 draft, Snead received a call from another member of the Backyard League gang — Paul Mixon, a die-hard Pittsburgh fan and Frank Mixon's brother.

"Paul would not spend the night with us unless his Steelers 'PJs' were clean," Pam explained.

"Who'd the Steelers draft?" asked Paul Mixon, who unlike Snead, was in school that day.

"(Wide receiver) Louis Lipps, No. 23 overall," Snead replied.

**SCHOOL DAYS**

## ST. LOUIS RAMS NEWS CLIPS

Publication: STLToday.com

Section/# of Pages: Sports/2 of 3

Date: 9/9/12

---

Snead clearly had a passion for football, the seeds of which were sown on the green grass of the Backyard League. But at the time, the dream only extended as far as college football. In high school, he was team captain and an all-state offensive guard for the Eufaula High Tigers, a strong program that recently sent linebacker Courtney Upshaw (Baltimore Ravens) and wide receiver Jerrell Jernigan (New York Giants) to the NFL.

"He was a lot bigger then than he is now," Smith said. "Back then he was a big, strong guy. He was one of the most intense competitors I have ever seen. He was a very emotional guy. He was a very excitable guy. He had a lot of pride in playing for his high school."

Snead's high school coach, Wayne Woodham, remembers a game where that competitiveness and passion boiled over after a penalty against Snead wiped out a Eufaula touchdown.

"Les just jerked his helmet off right there out on the field, and his face was as red as one of these southern tomatoes," Woodham said. "Les really didn't think that he was downfield (illegally). He was mad at the official, and then he was mad because it cost a touchdown for the team. It just showed how determined he was. That's always stuck with me about Les, just wanting to be the best at whatever he did."

Snead got a scholarship to play college football at Troy University (then called Troy State) but stayed only two seasons before transferring to nearby Auburn as a walk-on and a blocking tight end. He had grown up a huge Auburn fan.

"He called one day and said, 'Mom, my heart is not here. I just need to be at Auburn,' " Pam said. "So I said, 'Get your things and have them out on the sidewalk, and I'll be there in about an hour and 15 minutes.' I really thought I'd have to go pack (for him). But when I got there — in an hour and 15 minutes — he was sitting on his luggage on the sidewalk."

Even in transferring, Snead had made such an impression on Troy coach Larry Blakeney that Blakeney told Pam if it didn't work out at Auburn he wanted Snead back.

"How 'bout that?" Pam said.

### GETTING STARTED

For a while, Snead strongly considered going to medical school after college. But after a stint as a graduate assistant for the Auburn football team, he decided to pursue a career in scouting. Pam Snead remembers a visit to Auburn just before her son received his master's degree in education.

"One of the receptionists told me, 'Oh goodness, every child that comes through is going to be a scout. Please discourage him,' " Pam recalled. "(The receptionist) was so afraid that he'd be disappointed. One week later he was offered a job.

"How 'bout that?"

Part of his GA duties at Auburn was hosting NFL scouts, coaches and front office executives when they came in to check out prospects, and young Snead obviously made a good impression. He had job interviews set up with Bobby Beathard of the San Diego Chargers and Phil Savage of the Baltimore Ravens. But his first interview was with the expansion Jacksonville Jaguars and their director of pro personnel, Ron Hill. (This was 1995; 17 years later Hill interviewed for the Rams GM job that went to Snead.)

But in '95, Hill offered valuable advice that helped launch Snead's career.

"Ron told me, 'Hey, you're about to go interview with Tom (Coughlin),' " Snead said. " 'He's gonna offer you the job. My only advice is don't tell him you're going to sleep on it. If you want the job, take it.' "

Sure enough, Coughlin offered Snead a job in the Jaguars' scouting department. Snead took it and never looked back. He spent three years with the Jaguars, before joining Atlanta in 1998.

He survived three head-coaching changes in Atlanta, moving up to director of player personnel by the time the Rams came calling in February. Working for Coughlin in Jacksonville, Snead learned the importance of preparation and saw that the discipline and consistency of Coughlin's approach minimized mistakes.

When Bill Belichick protégé Thomas Dimitroff arrived in Atlanta in 2008 as Falcons general manager, Snead learned about the Patriot way.

"Under Thomas when he made me director of player personnel, it was probably my first time as a lieutenant, where your advice is really weighed," Snead said. "That element also gave me the ability to do both pro and college work. And obviously, learning all the philosophy of what Belichick does in New England and bringing it to Atlanta. You wouldn't have enough print for me to tell you what Thomas has meant to me as a mentor."

Atlanta had never before experienced back-to-back winning seasons prior to Dimitroff's arrival. Since '08, the Falcons have experienced four consecutive winning seasons, earning three playoff berths. Over that four-season span, only four NFL teams have more regular-season victories than the Falcons (with 43).

"Hey, let's be honest," Snead said. "Being a part of that is the major reason why I'm here."

## THE TASK AT HAND

Snead's also here because under his predecessor, Billy Devaney, the Rams ranked last in the NFL with just 12 victories from '08 through '11.

In his first five months in St. Louis, Snead hasn't just stuck his toes in the water; he's jumped in head first.

From the outset, Snead let it be known that in concert with head coach Jeff Fisher and executive vice president Kevin Demoff, the Rams were going to be aggressive. So far, he has lived up to that billing.

First came the blockbuster trade that sent the Rams' No. 2 overall pick to Washington in exchange for three first-rounders and a second-rounder. During the first few days of free agency, the team invested a potential \$98 million on three free agents: cornerback Cortland Finnegan, defensive tackle Kendall Langford and center Scott Wells.

He revamped the personnel department, and the roster moves and trades continued. One of the NFL's oldest rosters in 2011 has been reshaped into one of its youngest. All along, one of Snead's mantras has been: We're not one player away.

Who knows what the future holds, but Snead doesn't plan on simply waiting around to find out.

"Hey, it's not just going to happen," he said. "We've got to do this rapidly and tenaciously. You've got to go get it. You can't be scared. You can't just say, 'OK, we're the Rams, and over the last four years we're the worst team in football, so woe is us, it's always going to be that way.'"

His second-floor office at Rams Park reflects that approach. At the top of a greaseboard are the words: "persistence, explore, generate, and implement."

Across the room, at the top of a power-point screen are these words: "Understand how to, and then go build, plus develop, plus coach to thrive."

That screen also includes a photo from The Lion King movie. Comparing that photo to the young Rams roster, Snead says, "We've got a lot of those little Simbas." He wants everyone at Rams Park, "to be cutting edge at our jobs to get those little guys to be lions."

And as Eufaula High's Coach Woodham relates, there's a little bit of Snead's hometown in the office — a loose interpretation of part of Proverbs 23:7 that reads: "As a man thinks, he becomes."

Nearly a quarter-century ago, Woodham put those words on T-shirts that the Eufaula team wore under their shoulder pads.

"Not too long ago, Les was speaking here in Eufaula and he mentioned that he kept that on his desk," Woodham said.

The words — not the T-shirt.

"I think Les exemplifies that about as much as anybody," Woodham said. "He always thought that he could. And he did."

And as Pam Snead would say: How 'bout that?



## **Snead Makes Impressive First Impression** **By Howard Balzer**

If first impressions mean anything, the Rams hit a home run with the hiring of their new general manager.

Tuesday afternoon, on Valentine's Day, Samuel Lester Snead (no relation to the golfing great) addressed the media and displayed the self-assurance that certainly convinced Kevin Demoff and Jeff Fisher that he was the man for the job.

Of course, words mean little when it comes to succeeding in the high-stakes world of the NFL. Winning the press conference doesn't count for much, but Les Snead certainly has the pedigree from working 16 years in the NFL. But he also knows only results on the field will convince a fan base that has watched the Rams win 15 of 80 games over the last five seasons.

As Snead said when asked how far away he believes the Rams are from turning things around, "Here's what I think. I think we are not far away at all. Now I will say this, I don't think I need to sit up here and talk about it. I think we need to start making very sound, very superior decisions and we'll stack those and I think that will lead to success. I would rather not talk about it, just show you."

Demoff, who spearheaded the team's search for a head coach and general manager following the Jan. 2 firings of Steve Spagnuolo and Billy Devaney, believes the decisions to add Fisher and Snead are winning ones.

Said Demoff, "When we started this process in January, to think that we'd wind up with the two men sitting to my left here to run our building and to lead us forward was an exciting thought. I didn't know if it was attainable, but as we sit here today it absolutely was.

"Les Snead was the first call we made regarding our general manager and the last call we made regarding our general manager position, and that's a great thought for me. From our first interview, it was clear he was ready to lead our football team and to lead a football team in the National Football League and I know throughout our time after hiring coach Fisher, he impressed that upon us as well."

What was it that Demoff sensed in Snead? He said, "They (Atlanta Falcons) never had back-to-back winning seasons and all of a sudden you have four straight winning seasons. And that's the sign of someone who can come into a franchise like ours that seeks stability and provide it. With coach Fisher on the coaching side and Les overseeing our personnel department, we are set up for the future and for future success."

Snead actually had his first interview with Demoff prior to the hiring of Fisher on Jan. 13. Once Fisher started work, he was heavily involved in the interview process and became equally impressed with Snead.

Said Fisher, "The exciting part about our initial visit and the time we spent (together) was that despite the fact that we both come from two different organizations, a lot of the philosophical things were identical and it was a fit; it was a match. The way they've run their personnel department is very similar to what I was used to. I'm just really excited about moving forward, about the innovative ideas and where we're going to take this team."

Like Fisher, what excites Snead is the presence of Sam Bradford.

"I like Sam," Snead said. "I believe he's a franchise quarterback. Believe me, every team that doesn't have that spends every waking moment searching for one. There is good young talent on this team. Obviously, when you are last in the league in wins over the last five seasons, there are holes. But at least you're not looking for a quarterback."

Snead also understands his relationship with Fisher will be paramount for success.

"The head coach and general manager better be the best team in the building," he said.

Lord knows, that hasn't been the case very often in the franchise's tenure through 17 seasons in St. Louis. After all, it's not only about acquiring the right players; it's making them into a team.

Said a confident Snead, "I do want this organization to be an organization that understands how to build, develop, and coach its football team to win division championships consistently, and that's what we're going to do. You're going to hear me say a lot of times that everybody in this building is going to be passionate about winning."

## ST. LOUIS RAMS NEWS CLIPS

Publication: 101ESPN.com

Section/# of Pages: Sports/2 of 2

Date: 2/15/12

---

“Every player, every staff member, every coach. We’re going to have a purpose. We’re going to understand what we’re trying to accomplish and why it works. And then we’re going to go thrive.”

Snead was one of nine candidates interviewed and several won promotions with their teams, including some that weren’t interviewed.

Concluded Demoff, “I think we made a lot of people some money and titles over the past few weeks. But the list was taken from talking to a lot of people throughout the league, from working with people in Indianapolis and Mobile and seeing kind of the collective wisdom of a lot of different scouting departments.

“To me, the thing that I love about it is three people wound up being GMs, three people got promoted, and we got the best guy out of the group.”

Now, it’s up to Snead to show us that’s the case.

## **Schottenheimer comes full circle with Rams**

**By Jim Thomas**

It's a stretch to say that Brian Schottenheimer wouldn't be here today without Dick Vermeil. But it was, in fact, Vermeil who gave Schottenheimer his start in coaching 15 years ago.

"I used to broadcast the Kansas City Chiefs' preseason games, and I would always go to their training camps and spend three or four days," Vermeil said. "I always spent a lot of time with Brian getting to know him as a kid when he was deciding what he wanted to do in high school, going to college, and everything else. But he always knew he wanted to be a football coach."

Vermeil stayed in touch with young Schottenheimer as he finished his high school playing career at Blue Valley High in suburban Kansas City, then played quarterback in college at Kansas and Florida. So when Vermeil returned to coaching with the Rams in 1997 after a 14-year hiatus, he placed a phone call to Marty Schottenheimer, who coached the Chiefs for a decade from 1989-98.

"And I said, 'Can I take your son? I'd love to bring him in and break him into my program,' " Vermeil said.

Marty gave his approval, and fresh out of college, son Brian joined Vermeil's first Rams staff with the entry level job of offensive assistant.

"I had such respect and admiration for Brian, and I know where his passion was," Vermeil said. "Of course I had great respect for his dad. I wanted to surround myself with those kinds of people, and help 'em grow and help our whole coaching staff grow. Because I had an older staff, and you can develop young people to come on up and take over it."

Not only did Vermeil have an older staff, he had a legendary staff. Vermeil and assistants Bud Carson, Jim Hanifan, Frank Gansz, Mike White, Jerry Rhome and Dick Coury averaged 61 years of age in '97. They were known variously as the Over the Hill Gang, the Magnificent Seven, or Dickie V's Dream Team.

Enter young Schottenheimer, age 23 at the time.

"I think I would've been in awe if I hadn't been around coaching my whole life," said Schottenheimer, who was a ballboy when his dad coached in Cleveland, and then graduated to holding his dad's headset cords during games in Kansas City.

But that staff in St. Louis was something else.

"You've got these legendary coaches," Schottenheimer said. "I mean to sit there and listen to Bud Carson put in a 'fire zone' is something I'll remember the rest of my life. But more importantly, I remember how great those guys all were to me — a young coach wanting to break in. They got it, and they went out of their way to help me and to give me some insight."

Schottenheimer soaked up everything he could from that astute group.

"He worked with everybody on the offensive staff," Vermeil recalled. "He worked with Jerry Rhome and myself. He helped out wherever he could. But we had him work more specifically with the quarterbacks."

Picture that: Schottenheimer working with "Pretty" Tony Banks. Schottenheimer, now a ripe old 38, doesn't remember a ton about that '97 season.

"Except I didn't sleep very much," he said. "Doing breakdowns of games, running the scout team, doing the (practice) cards, things like that. Whatever they needed, I had to do. All the getting meals and food, and just kind of being a gofer. But it's the only way to do it, and if you want to learn this business you have to start in that position."

The following season, Schottenheimer joined his father's staff in Kansas City. Five more coaching stops followed, and now he's come full circle, back at Rams Park as offensive coordinator on Jeff Fisher's first Rams staff. Fisher considered other candidates, but Schottenheimer was his first choice.

During the hiring process, Fisher liked Schottenheimer's communication skills, his offensive philosophy and his background.

## ST. LOUIS RAMS NEWS CLIPS

Publication: STLToday.com

Section/# of Pages: Sports/2 of 2

Date: 9/9/12

---

"His offense is multiple, and probably the most important is his experience," Fisher said. "Who he has worked for and coached with, and just what they did, what he was able to do up there (with the New York Jets) under difficult circumstances."

Schottenheimer has won games running the ball and passing it. And although the 2012 Rams, both by design and necessity, will be more of a run-oriented, play-action team, the potential is there to evolve into a more diverse scheme. Notwithstanding his conservative approach as offensive coordinator in New York, where the Jets led the NFL in rushing in 2009 and ranked fourth in 2010, Schottenheimer's roots are in the passing game.

After a year as a scholarship quarterback at Kansas, Schottenheimer realized he wasn't good enough to play in the NFL and decided he wanted to get into coaching. To help realize that goal, he decided to transfer to a school with a high-tech passing game. He came to this realization just two weeks before the start of two-a-days in Lawrence.

"I'll never forget it. My mom and I, we went to five schools in seven days, and most of the schools didn't have any scholarships left because it was so late," Schottenheimer said. "I wanted to put myself into a system where it was a passing type of system."

One of the schools he visited was Louisville, then coached by the highly respected Howard Schnellenberger. Another was Florida, which was running the wide-open, explosive "Fun 'n Gun" at the time under Steve Spurrier.

He ended up at Florida, first as a walk-on and then as a scholarship player. He didn't play much, but during his time there the Gators won four Southeastern Conference titles and the national championship in 1996 behind Heisman Trophy winner Danny Wuerffel.

"I've always said when I look back on it, that I had a backstage pass for really one of the greatest shows in college football at the time," Schottenheimer said. "Not a dynasty, maybe, but a damn good football program."

Fresh off that '96 championship in Schottenheimer's senior season, he got the call from Vermeil that started him on his career path. When he enters Rams Park these days, he can see the cubicle where he worked in '97.

This time around in St. Louis, he can draw on the experience of working for Vermeil and that all-star coaching staff. Schottenheimer has picked up kernels of knowledge from everywhere, be it playing for Spurrier, working with current Green Bay head coach Mike McCarthy (at Kansas City), or intersecting with longtime NFL assistant Jimmy Raye on staff in Kansas City, Washington and New York.

He spent a year with Paul Pasqualoni during his highly successful run at Syracuse, and called plays for both Eric Mangini and Rex Ryan over six seasons with the Jets.

Not to mention his father. Marty Schottenheimer is the sixth-winningest coach in NFL history with 205 career victories. Besides picking things up through osmosis hanging out with the team as a youngster, Schottenheimer was part of his father's staffs for six seasons in Kansas City ('98), Washington (2001), and San Diego ('02-05).

"I've always prided myself on trying to be a sponge and grabbing things from different people," Schottenheimer said.

That process continues in St. Louis, where he now works for the NFL's fourth-winningest active head coach in Fisher.

"You talk to people that have worked for (Fisher), and they just rave about him," Schottenheimer said. "I'd met him before, but I really didn't know him.

"I was probably as surprised as anybody to get the phone call."

Just as he must have been 15 years ago.

**Bradford starting over again****By Jim Thomas**

Quarterback Sam Bradford is learning his third offense in three NFL seasons — from his third coordinator, no less. But at first blush, the transition may be easier than expected.

"I like the offense that we're running this year," Bradford said Tuesday. "It's more similar to two years ago than to last year. There is some carryover, so I am somewhat familiar with it, which makes it nice trying to learn it again."

Bradford, speaking after the Rams' first minicamp practice of the spring, said there are even some similarities in the language and play-calling from his rookie season of 2010, when Pat Shurmur was offensive coordinator. There is another similarity to 2010, when Bradford was NFL offensive rookie of the year: a position coach.

"I'm glad that we have a quarterbacks coach now," Bradford said, referring to Frank Cignetti. "Obviously, with Josh (McDaniels) trying to do both last year I think it was just a lot for him to handle. Sometimes some of the little things such as drops, footwork, throwing mechanics kind of got put aside as opposed to putting reads and everything in front. ... I think it's going to be great for my development."

Other than some informal workouts without coaches present, Bradford had no time to learn the McDaniels offense until the start of training camp because of the lockout. Even with the abridged offseason schedule this spring under the new collective bargaining agreement, Bradford gets at least a couple of months to learn the system of new coordinator Brian Schottenheimer before the start of training camp.

"To have an offseason program, and to come here in a minicamp and get to have walk-throughs, get to have 7-on-7 — things that we didn't have last year — that really helps," Bradford said. "The more reps you get at it, the more comfortable we become."

Even though some of the language of the new offense is similar to the Shurmur system, one of Bradford's main goals this spring is getting fluent in that language with Schottenheimer.

"I think that's the biggest thing, to make sure that when we speak we're on the same page and we're talking about the same things," Bradford said.

And with the help of Cignetti, Bradford wants to polish up his mechanics and fundamentals.

"Work on my footwork, work on my release, try to speed things up," Bradford said. "All the little things that maybe I've taken for granted, and took for granted last year, that may have dropped my play."

Instead of taking the next step forward following his strong rookie season, Bradford's play regressed last season for a variety of reasons — many of which were out of his control. He knows he has a lot to prove this coming season, or re-prove.

"Obviously last year was very disappointing as far as the injury, my performance," Bradford said. "It just wasn't up to par with what I expected from myself. So there's no doubt that I'm extremely excited to get back out there this year and prove to myself and to everyone else that I can be the type of player I think I can be."

As Fisher re-affirmed in an interview last week, one of the big reasons he took the Rams' job was the presence of a Bradford as a franchise-caliber quarterback. Bradford said he clicked with Fisher right away, dating back to that January meeting when Fisher came to Rams Park while he still deciding whether to coach for St. Louis or Miami.

"I actually do remember that meeting," Bradford said. "I really didn't want to get my hopes up because I knew that if we didn't get him as our head coach I was going to be very disappointed. I knew from the day that I met him that he's the guy that I wanted to lead us into next year and into the future."

After a long period of rest and rehab in the offseason, Bradford has gotten past the high-ankle sprain that sabotaged much of his 2011 season.

"I went to a doctor literally two days after the season ended and he told me not to do anything, really, until March 1," Bradford said.

## ST. LOUIS RAMS NEWS CLIPS

Publication: STLToday.com

Section/# of Pages: Sports/2 of 2

Date: 4/8/12

---

Bradford was surprised to hear those words. He wasn't expecting to be told to basically stay off the ankle in terms of rigorous activity for nearly two months. It was an indication of the severity of the injury. Once that 'shut-down" period was over, he returned to St. Louis at the end of February and got back in the training room for rehab work with head athletic trainer Reggie Scott.

"I would say it felt 10 times better then, and it's only gotten stronger since I've been here working with Reg," Bradford said.



## ST. LOUIS RAMS NEWS CLIPS

Publication: STLToday.com

Section/# of Pages: Sports/1 of 2

Date: 9/2/12

---

Rams' Jackson is building a legacy  
By Bernie Miklasz

This is a column about Rams running back Steven Jackson, who may be having the best career of a bad-team player in modern NFL history.

We'll get to SJ39 in a few moments.

First, some relevant background:

Last month I spent two days in Canton, Ohio to participate in a senior committee meeting at the Pro Football Hall of Fame. I was honored to be among the five voters asked to choose two 'senior' players for Hall of Fame consideration.

After hours of discussion and several rounds of voting, we chose nose tackle Curley Culp (Kansas City, Houston) and linebacker Dave Robinson (Green Bay.) If the full selection committee approves with a vote the day before the Super Bowl, Culp and Robinson will be enshrined into the Hall of Fame next summer.

At the beginning of the process, we probably reviewed more than 100 players. Many of them were outstanding and accomplished NFL players. For some reason, they were overlooked when their names appeared on the normal Hall of Fame ballot. That's why there's a senior committee: to undo past mistakes and recognize Hall-worthy players who slipped through the cracks.

Which brings us back to Steven Jackson.

Will he get lost in history?

Jackson is building a Hall of Fame case. He's putting up consistently good numbers over a long stretch of seasons. Jackson has managed to produce at a high level and roll up the yards under circumstances that put him at a disadvantage. And that makes his career even more impressive.

Jackson hasn't had the benefit of being surrounded by many talented teammates. He hasn't had the assistance provided by competent coaching. He hasn't had the advantage of working for a smart football operation that keeps the roster stocked with quality players.

Jackson hasn't set up behind a formidable offensive line. Except on rare occasion, he hasn't had the luxury of having running lanes opened by a dynamic passing game. In 2006 the Rams had an energetic and accurate Marc Bulger dishing passes to Isaac Bruce and Torry Holt, and the Rams finished fourth in the NFL in passing yards.

It's no coincidence that Jackson had his best NFL season in 2006, leading the NFL with 2,334 yards from scrimmage and scoring 16 touchdowns. But the Rams' passing game soon faded into mediocrity, and defenses began stacking eight men in the box to gang up on Jackson. But SJ39 still rumbled to 1,000-yard seasons.

In his eight seasons in St. Louis Jackson has played for five head coaches: Mike Martz, Joe Vitt, Scott Linehan, Jim Haslett and Steve Spagnuolo. He's had several GMs, and a procession of multiple offensive coordinators. Now Jeff Fisher is in charge, making it six coaches in nine seasons.

In Jackson's first eight years, the Rams won 37 games and lost 91 for a winning percentage of .289. The Rams have had the fewest wins in the NFL since Jackson arrived as a first-round draft choice in 2004.

But it would be foolish to blame Jackson for the Rams' woeful record. He hasn't bungled the draft or made idiotic personnel decisions. Jackson isn't responsible for the chronic losing; he's a victim.

From 2004 through 2011, the Rams drafted 70 players. Only one, Jackson, has earned Pro Bowl honors. He's a three-time Pro Bowl pick. From 2004-2011, half of the NFL's 32 teams had at least five draft picks develop into Pro Bowl players. And 27 of the 32 had at least three picks make it to the Pro Bowl.

## ST. LOUIS RAMS NEWS CLIPS

Publication: STLToday.com

Section/# of Pages: Sports/2 of 2

Date: 9/2/12

---

Jackson grinds on. He's overcome the negative factors and a noxious environment to emerge as one of the most productive players of his generation.

- Jackson is one of only seven backs in NFL history to have seven consecutive 1,000-yard seasons. It could have been eight, but as a rookie Jackson shared time with Marshall Faulk.
- Since 2005, when he became the starter, Jackson leads the NFL in rushing yards and total yards from scrimmage. He's second in rushing yards per game. He's eighth in rushing touchdowns and 10th in total TDs. He leads all league running backs in receptions and receiving yards.
- Jackson already ranks 31st in NFL history in rushing yards (9,093.) With 1,181 yards this season, he'd move into the top 25. By the end of the season, Jackson will probably become the 26th running back in NFL history to amass 10,000 career rushing yards.
- Jackson is 48th in league history for most yards from scrimmage (12,096) and can crack the top 30 this season.
- Jackson is the Rams' all-time rushing leader. He's already rushed for more yards than four modern-era Hall of Fame running backs: Jim Taylor, Larry Csonka, Leroy Kelly and Floyd Little.

Next Sunday in Detroit, Jackson will begin his ninth season for the Rams. He's 29, and getting close to that age-30 milepost that often marks the decline phase for backs.

In NFL history, only 36 backs have reached the 1,000-yard threshold in their age-29 seasons. The number drops to 20 backs with a 1,000-yard season at age 30.

Jackson, however, is in the best shape of his career. He's disciplined and dedicated to enhancing his health, diet and fitness. Barring injury, I don't see why Jackson can't keep powering up past age 30.

After eight seasons of often going it alone, Jackson is getting some help from coaches who value the running game and promising rookie running backs to carry part of the load. Not only is he set for a robust 2012 season, but Jackson seems capable of sustaining his impressive production for at least two or three more seasons.

Will that be enough to get Jackson into the Pro Football Hall of Fame? I don't know. But for being stuck on such a sorry team and in a hopeless situation, Jackson has put together a pretty amazing career.

That's why I thought about Steven Jackson when visiting Canton last month. I know this much: This man should not be forgotten.

## **Plenty of action ahead for Jackson** **By Kathleen Nelson**

After eight years in the NFL, Steven Jackson has a wealth of background material with which to offer comparisons and contrasts.

He has thrived in the Rams' backfield through a half-dozen head coaches and just as many offensive coordinators, rushing for more than 1,000 yards seven consecutive years. The latest version of the Rams offense, under coach Jeff Fisher and offensive coordinator Brian Schottenheimer, seems to strike a balance: just enough of the familiar to ease the learning curve; just enough new stuff to keep it interesting.

Jackson said the portion he's seen so far, about 70 percent, closely resembles the scheme of coordinator Pat Shurmur, who worked under Steve Spagnuolo in 2009 and 2010 but left last year to take over as head coach in Cleveland.

"This offense is very similar, not identical," Jackson said. "The learning curve has not been too harsh on myself. Sam (Bradford) is looking good, our receivers, we have a deep group that is very competitive that's going to not only help us, but is also going to bring the best out of each individual guy. All in all, as an offense we're looking good. And especially Coach (Paul T.) Boudreau up front, what he's doing with the offensive line is very impressive as well."

Boudreau is a familiar face. He worked with the Rams' offensive line in 2006 and 2007 before joining the Falcons' staff. His goal will be to get the most out of the Rams' young tackles, Jason Smith and Rodger Saffold.

"We have some key additions up front," Jackson said of the offensive line. "What we have and what we brought here I think are going to make us better as an offensive unit. I think it's going to actually help our tackles to play with some veteran guys from other systems. Our tackles, although they're young, they're very athletic. We can really do some big things once we get everyone jelling."

Fisher also has managed to keep practices interesting for the veterans with his own twists, mixing team sessions with conditioning games that are more relaxed.

"You can still compete and have fun and just enjoy each other," he said. "Things like that, that change the monotony of things but still get the job done, those little subtle things help form camaraderie and guys getting to know each other."

With his wealth of experience, Jackson should be a font of knowledge for the young players, particularly the running backs that the Rams drafted last month, Isaiah Pead and Daryl Richardson. Both complement, rather than compete with, Jackson's skill set. Jackson said he was impressed by Richardson's quickness.

"Everything that you read, everything that you saw is pretty legit," he said.

Pead, who was drafted in the third round out of Cincinnati, is another story. Cincinnati operates on the quarter system, meaning class is still in session. Hence, Jackson has yet to meet Pead but isn't concerned about his absence.

"I don't know much about Pead. I'm looking forward to meeting him, looking forward to mentoring him, playing with him," Jackson said. "The season doesn't start until September. You won't even remember that he wasn't here right now."

Jackson has been a leader for the Rams through many bad seasons and has spoken of wanting at some point to mentor younger backs. Now that the Rams' have invested in youth at the position, though, Jackson said he can't just hop on a soapbox in the locker room and start spouting pearls of wisdom to the masses.

"Those kinds of things happen gradually. You have to see where guys are at," he said. "You have to let natural relationships happen over time. I've had a chance to talk to quite a few of the rookies, most of them are very humble and they're very excited about the opportunity to play here in St. Louis. That's positive, that's a good thing looking forward. But any time I get a young running back in the room with me, and he has a question, I try to answer it. I try to answer it in a way that he gets it. Everybody learns differently. I've been fortunate enough that I'm able to be relatable in the situations and helping them understand certain things in the offense."

At this point, though, some rookies aren't ready for answers. They're not even sure of the right questions to ask.

## ST. LOUIS RAMS NEWS CLIPS

Publication: STLToday.com

Section/# of Pages: Sports/2 of 2

Date: 5/25/12

---

"They're just overwhelmed not only with the information that they're receiving, but I'm pretty sure they've watched us over the years play football, so they have to get over the awe of it as well," he said. "But these guys, once you get in between the lines, they're doing a good job. They're football players."

## **Richardson giving Rams Thunder & Lightning backfield**

**By Jim Thomas**

Almost since the day Steven Jackson supplanted Marshall Faulk as Rams feature back, the team has been searching for someone to complement Jackson in the backfield. It has been quite the quest.

But who would've thought the answer would finally arrive in the form of Daryl Richardson, a 5-10, 196-pound package of dynamite from Abilene Christian?

"I can't say that I imagined it," said the soft-spoken Richardson. "But I always had that mind-frame that I would try to come in here, work hard, and whatever happened, happened."

As the 252nd pick in the 2012 draft, Richardson was taken just one spot ahead of Mr. Irrelevant — that is, the last player selected. (This year it was quarterback Chandler Harnish of Northern Illinois, currently on the Indianapolis practice squad.)

When it comes to adding big-play potential, Richardson has been Mr. Relevant. More precisely, Mr. Lightning in the Rams new Thunder & Lightning backfield tandem. Still no slowpoke, Jackson provides the thunder at 240 pounds; Richardson brings the burst with runs of 53 and 44 yards already this season.

"You have to defend different parts of the field with each guy," offensive coordinator Brian Schottenheimer said. "Steven just pounds on you. The safeties don't want to see him coming, the corners don't want to see him coming."

"Then obviously Daryl, when he's in space, is pretty dangerous. They both complement each other very well. You'll see us try to mix in different packages with each guy and ask them to do things that maybe the other guy's done early in the season, because they're both certainly capable of doing that."

With Jackson's early-season groin injury in the rear-view mirror, and Richardson getting more comfortable every week in the NFL, the running game is starting to click, and doing so against some tough defenses. On Oct. 4 against Arizona, the Rams topped 100 yards rushing as a team for only the second time this season. And then last Sunday in Miami, the Rams rang up a season-high 162 yards against Miami's top-ranked run defense.

"Last week, I think we ran the ball well," said center Robert Turner. "Unfortunately, I think we left about another 100 yards out there."

A missed block here, a better block there ...

"Or squaring a guy up just a little bit more, and you're talking about a seven-yard gain going for 70," Turner said.

Even though the Rams lost 17-14, Dolphins center Mike Pouncey told Richardson afterwards that he and Jackson were a great combination. Not surprisingly, coach Jeff Fisher feels the same way.

"It's been working and we'll continue it," Fisher said. "I'd still like to see 'Jack' get at least about two-thirds of the carries because he's got the experience. And 'Jack' is one of those backs that he almost needs to get rolling; he needs to get going."

In other words, he needs to get in a rhythm, and gets stronger as the game progresses.

"So we'll continue to work with that, but we were pleased with the results last weekend," Fisher said.

"We're still trying to figure out how it plays out each and every week," Schottenheimer said. "But it's been fun watching those two guys push each other."

In his younger days, Jackson might have beefed about the backfield timeshare, but that hasn't been the case so far this season.

"In all fairness, Coach Schotty (Schottenheimer) is still learning me and how I run," Jackson said. "I think those things will be addressed. But as far as me splitting time with Daryl and our offensive line, we're all starting to gel and I think you saw that Sunday."

## ST. LOUIS RAMS NEWS CLIPS

Publication: STLToday.com

Section/# of Pages: Sports/2 of 2

Date: 10/21/12

---

Against Miami, the workload was almost evenly distributed, with Jackson getting 15 touches on 12 carries and three receptions and Richardson getting 13 touches (11 carries, two catches). Considering Jackson's workhouse status over the past seven seasons, it was strange to see.

"I'm still the workhorse," said the prideful Jackson. "We're only six games into the season."

But Jackson added: "Let's be honest. Daryl's done a great job when he's been in there. Whenever you have a back that's able to come in and do a great job, it makes it a lot easier for me. . . . Whatever we can do to keep us going as an offense, putting drives consecutively together, wearing down a defense."

With Jackson's career now closer to the end than the beginning, trade rumors spring up intermittently, and that's been the case lately with the Oct. 30 NFL trade deadline approaching. Team officials privately insist — as they have many times in recent years — that they're not trading Jackson.

A trade would seem to be strange timing right now given the recent life shown in the running game. Of course, what happens at the end of this season is another matter, given the fact that Jackson can void the final year of his contract shortly after the Super Bowl. If Richardson's role continues to increase as the season progresses, that could influence Jackson to look for greener pastures.

But for now, it's all about Green Bay, putting together another productive running day to play keepaway from the Packers' offense.

"It's going to be very important, not only that we control the clock and convert third downs, but we've also got to score touchdowns once we're in the red zone," Jackson said. "Those guys, coming in with a red-hot offense — the performance last week (against Houston) was just stellar. We've got to do a good job of helping our defense out."

No doubt, an outburst of Thunder & Lightning could help the Rams rain on Green Bay's offensive parade.



**Hard work, dedication lift Brockers**  
**By Bryan Burwell**

On Saturday afternoon, Rams defensive line coach Mike Waufle and his new best friend Michael Brockers were hanging out in the big second-floor conference room at Rams Park making small talk as the team's first-round draft pick wore out his arm signing a table full of autographed footballs and mini-helmets.

For Waufle, it was all a part of the natural bonding process between a coach and his latest football apprentice. Getting To Know You 101. It's Waufle's job to make sure that the massive, 6-foot-6, 322-pound rookie hits the ground running because he is being counted on to be the most critical building block in the massive overall of this perennially dysfunctional franchise.

You wonder why the Rams invested so much effort landing this kid and will now spend even more effort carefully nurturing him with round-the-clock hands-on tutoring? Just listen to someone who knows Brockers best. "This is a young man who understands that what he's just done by becoming a first-round draft pick isn't the end of the journey," says Michael Jackson, Brocker's high school coach. "Mike understands that this wasn't the end of the dream. It is just the beginning. St. Louis probably doesn't know it, because they think drafting a defensive tackle isn't all that sexy. But tell them they're getting a beast. Tell them they're getting a kid who will come in with his lunch pail and work every day because that's what he's done every day of his life."

**BIG MAN OF THE FAMILY**

The kid is being expected to move mountains, and he's very qualified for the gig. Wait until you see him in person. Wait until you see him on a practice field in shorts and pads and you see those long legs, broad shoulders and condor-like arms that make him appear to be some enormous sequoia rumbling down field. He'll have to prove it, earn it and establish it, but the pro football wise guys will tell you he's a young Albert Haynesworth without the bad attitude. That's the sort of anchor this sorry, no-account run defense needs to turn around as fast as Jeff Fisher swears it will.

And just like his high school coach says, he will put in the work, because that's what he's been doing all his life. The work ethic began because his mother Tiffany raised him right, raised him to believe that hard work doesn't hurt, that taking care of responsibilities is not only an obligation but a necessity.

When all his other friends were goofing around in the streets back in Houston, young Michael Brockers was trying to find ways to help his single mother of five keep food on the table, clothes on the kids' back and bills paid.

"I just felt like since I was the oldest in the family, I was old enough to have a job and do my part to help out," Brockers said. "(His mother) was struggling so much just getting us school supplies, school uniforms and stuff like that. She was scuffling just to pay the bills. So I told her 'Mom I'm going to help you out. I'll eliminate me from the equation so all you have to do is focus on the little kids.'"

So he went off to Hobby Airport to apply for a job in the food court and landed a job at Poppa's Burgers. "I was the shake man," he said. "They hired me to make milkshakes, but I didn't really know what a shake man did."

Pretty soon, 17-year-old Brockers was his own one-man utility crew behind the counter at Poppa's. "They told me I was the shake guy, but I ended up being the shake guy, the inventory guy, the sweep guy, the dishes guy. I ended up doing everything. But you know what? I loved it. I loved getting those (pay)checks, I loved buying my own clothes. I felt very independent and it felt even better when I knew I was helping my mom by chipping in sometimes to buy shoes for the kids, too. I just wanted to do whatever I could to relieve some stress from my mom."

Three years earlier, young Michael Brockers was not all that crazy about being the man of the family. Even though he was already big enough to be a man (by the seventh grade he was already 6-2, 220 pounds), he wasn't nearly ready emotionally to take on that sort of responsibility. How many 14-year-old boys want to take on the burden of helping to raise his four younger siblings while his single mother went to every odd job she could get to support the family?

When all his friends were running off after school to football and basketball practices during the week and hanging out in the streets on the weekends going to parties, young Mike Brockers was hurrying home after school to meet his little brothers and sisters when they got home from grammar school. His job was to cook dinner, make them do their homework, do his homework, give them baths, put them in their pajamas and get them to bed before Tiffany Brockers came home from her night job as a telemarketer for Southwest Bell at 9 p.m.

"Oh man I hated it at the time," says Michael now. "During that time I was always complaining: 'I have no life. I can't do this, I can't do that.' I didn't understand why I had to sit in the house and baby-sit while everyone else got to go outside. I couldn't go out for football because I had to come home and baby-sit. I missed some basketball games because I had to baby-sit. I just didn't understand why. I kept asking myself why was she doing this to me? I thought it was like a punishment."

But just like most kids who can't understand the methods of their parents when they are immature high school adolescents, Brockers grew up in his three years at LSU and began to understand what his mother was doing for him and his siblings.

He wasn't just baby-sitting his siblings. He was also staying off the mean streets of his rugged Houston neighborhood. It's hard to get into trouble running with the wrong crowd when the only crowd you're running with are 5-, 6- and 8-year-old family members in a cramped apartment.

"I remember one night in high school I wanted to go out to this party and my mom wouldn't let me go because she said I had to watch the kids," Brockers says. "I was real mad, too. But the next day we get up and we're watching the (local TV) news and they said someone got shot at that party I wanted to go to."

Tiffany Brockers looked at her oldest son and with equal parts fear and relief.

"She said, 'Thank God you didn't go,'" Michael said. "And I looked at her and I was like 'Yeah, thank God I didn't go!'"

It was in so many moments like that when it finally started dawning on Tiffany Brockers' biggest boy that she was a lot smarter than he ever imaged. "It's just little things like that that make me realize that mom had the long picture in mind," he said. "By the time I got to college, I could see what she had done. My rap sheet is clean. No crime, no drugs or anything."

#### A RELENTLESS WORKER

The first time Jackson laid his eyes on Michael Brockers, the football coach at Houston's Chavez High School was not terribly impressed. Although the kid was fairly big for an eighth-grader, standing over 6-foot-2 and weighing more than 200 pounds, Brockers was a long, long way from the first-round NFL draft pick he would become.

"He was wearing a ratty old St. Louis Rams T-shirt," Jackson recalled. "He probably wore that T-shirt two or three times a week. He hadn't played any football like all the other kids and he could barely bench press 95 pounds. My strength coach told me when he got him in the weight room the first time he was just goo. That's what he called him, 'Goo.' A big kid but he as goo, just weak as he could be."

He did not exactly look like the man-mountain he is today. "He wore glasses and they sat on his face kind of funny," Jackson said. "Not impressive at all. He had a lot of work to do, but the good thing is he did it."

One year later, he was a 6-4, 250-pound freshman who lived in the weight room.

"He was just a relentless worker," said Jackson. "But we couldn't put weight on him or keep weight on him. Even though he was 6-6, 255 by his senior year, he could have been a lot bigger. But we just couldn't keep weight on him even though he was a workout fiend. Because he came from a very poor family, he wasn't getting the nutrition he needed. But he worked so hard and had such a fast metabolism. You couldn't run him out of the weight room. You knew when he got to LSU and got to a real training table and with a world-class strength coach and was able to drink muscle milk and everything else he needed, we knew this kid would blow up."

Though he doesn't talk very much about his father, Brockers comes by this football talent honestly. Melvin Evans, who played one season with the Dallas Cowboys 1992 Super Bowl champion team as a 6-4, 330 offensive lineman, met Tiffany Brockers when he was a college student at Texas Southern University. After Tiffany got pregnant, Evans dropped out of sight and has had little or no contact with her or Michael since the day he was born (Dec. 21, 1990).

Jackson said he never once saw Evans at one of Michael's games in four years at Chavez High. So even though Evans supplied the football DNA, Tiffany Brockers created the work ethic that made her son into the player he is today. But Jackson knew by the time the kid went off to LSU on a scholarship as a three-star recruit, he was on his way to becoming an NFL draft pick.

"I told (LSU coach) Les Miles this kid is going to make a lot of money one day, but I was wrong about him being a left tackle," said Jackson. "I swore he was going to be protecting someone's blind side."

## ST. LOUIS RAMS NEWS CLIPS

Publication: STLToday.com

Section/# of Pages: Sports/3 of 3

Date: 4/29/12

---

Once at LSU, it didn't take Brockers long to put on weight. He came in as a defensive end, but after red shirting his first year in Baton Rouge, he was moved to defensive tackle last season, but he weighed only 280 pounds. "When I transferred from an end to a tackle I was getting bounced around," said Brockers. "Especially on power plays and stuff like that I was getting knocked over and on the ground all the time so I had it on my mind, they aren't going to move me anymore. I went on an eating binge and put on weight so they couldn't move me anymore."

When he came back for his red-shirt sophomore year in 2011, Brockers had ballooned to over 300 pounds and looked like a sequoia tree. Now no one was shoving him aside. He was doing all the shoving, and even though he says he wasn't thinking much about turning pro, that didn't stop NFL scouts from salivating that he might come out at the end of the season.

"I was never thinking that way," said Brockers. "I wanted to keep playing at LSU. I wanted to graduate with the guys I came in with and win a couple of national titles before I left. But it didn't work out that way."

It didn't work out that way because his family was back in Houston struggling to survive. Michael had not been home for more than a year and didn't know that his mother was forced to move out of a nicer house that they lived in when he was in high school into a cramped apartment in one of the worst sections of Houston. His mother never told him what was going on at home, but when Brockers went back to Houston last Christmas Eve, he could not believe how much hard times his family had fallen on.

"It was awful," he said. "There was trash all over the place outside. Garbage on the ground all over the place. As I walked through this mess, I kept saying to myself, 'I hope it looks better inside the apartment.'"

It didn't.

"I walked in and I hated it," he said. "I couldn't even stay in the apartment. I just stayed in the car. Every time I did go back into the apartment, I said 'I hate this. This isn't us. This isn't you, mom?' It was too small for all of them to be living in. All the appliances were old. I was opening up the cabinets where the food was and there were roaches crawling all over the place and I just shook my head and kept saying to myself 'This is not us. This is not us.'"

The same paternal instincts he developed as a teenaged kid working for minimum wage at Poppa's Burgers were taking over again. "It just didn't sit right with me in my soul to see my family living in those conditions," Brockers said.

And now, because of football, he was in a position to make a whole lot more money than a shake man could bring in. So he made up his mind right then and there that the Bowl Championship Series national championship game against Alabama in a few weeks would be his last game as a collegian. "I said it's time to change this," Brockers said. "I didn't care if I went in the third round. The money would still be good enough to change their lives."

Now he is a father-to-be himself, engaged to a young lady named Faith Youngblood, and he can't wait to do all the right things that his biological father never bothered to do.

"And I promise you," he says with a proud smile. "I will know what to do. Being a father is going to be an amazing thing."

## **Long assumes leadership role for young Rams**

**By Andrew Astleford**

ST. LOUIS – Chris Long is in transition. Not long ago, the St. Louis Rams' premier defensive end was a rookie fascination. Not long ago, he was the second-overall pick in the 2008 NFL Draft with famous family ties to complement his promising size and speed.

He was Chris Long, the unproven-but-gifted son of Hall of Famer Howie Long. He was Chris Long, the consensus All-American from Virginia who called the moment the Rams selected him the best of his life. He was Chris Long, the low-risk pass rusher whom then-St. Louis coach Scott Linehan viewed as a "no-brainer" to pick the night the Santa Monica, Calif., native became a centerpiece of the Rams' future at defensive line.

Long remains so – only he's more seasoned after 64 games, with 149 tackles and 30 ½ sacks for his career. On Tuesday after a minicamp session, he looked toward an empty practice field at Rams Park and considered the passing of time. In three months, St. Louis will begin a season of renewal, and he'll be trusted to provide veteran leadership in the Rams' first campaign under coach Jeff Fisher.

"It reminds you that time flies," Long said of becoming a veteran. "Honestly, it has been a blur – more luckily than anything, because we have lost a lot. So it's not a bad thing that time has flown by. But it also reminds you that you have to make the most of every opportunity."

Yes, Long's wiser with each flip of the calendar, and he has evolved into someone who's known for production rather than potential. This fall, at age 27, he'll be the oldest member of a skilled line that includes free-agent pickup Kendall Langford, a defensive tackle formerly of the Miami Dolphins, and fresh faces like defensive end Robert Quinn and defensive tackle Michael Brockers – both first-round selections from the past two years who represent promise like he once did.

For Long, though, his outlook has changed. The future has arrived.

"Before I know it, hopefully if I'm lucky, I'll be an eight-year guy," he said. "I'll be looking back like, 'Where did the last four years go?' I have to work hard and take advantage of all my opportunities."

\*\*\*

Small moments have marked large change within the Rams this offseason. That's important to remember when understanding how Long has moved on from last season, when he earned a career-high 13 sacks.

There's the command Fisher projects at Rams Park as a 17-year veteran. There's the message sent from locker-room leaders when speaking about the new staff, like when running back Steven Jackson said Tuesday, "You can definitely tell a difference in leadership, a difference in confidence. It's not so much of on-the-job training." There's the credibility that came with Fisher's hire, an announcement that helped Long focus on continuing his growth.

"It feels good to know if we handle our business as players, he's definitely going to handle his business as a coach, because he has been doing it for so long, and he has exhibited he knows how to do it," Long said of Fisher. "It's a reassuring thing that you're going to get an honest shake at it."

The feeling is mutual. Fisher has compared Long to Kyle Vanden Bosch, a defensive end for the Detroit Lions who played for the Tennessee Titans from 2005 to 2009. Like Vanden Bosch, Long has earned a reputation for being relentless, and it shows in the 6-foot-3, 270-pound player's steady improvement as a pass rusher: Long had four sacks as a rookie, five in his second year and 8 ½ in this third before the breakout season last fall. Meanwhile, he has 122 solo tackles for his career.

"I think Chris has been more comfortable with who he is as a player," said Rams linebacker James Laurinaitis, who had 105 tackles and three sacks last season. "I think he realizes what his strengths are, and he's focused on perfecting those things. You can see it in the limited numbers of opportunities he had to pass rush last year with how much we were behind in games. He took advantage of them. ... Last year, he didn't sneak up on anybody. He got even better. I think that's a testament to his work ethic. In the NFL, you're either getting better or you're getting worse. He's gotten better every year, and I hope he continues to do so."

With that improvement, though, comes knowledge that he must continue growing to preserve his future in the league. It's part of the NFL's cycle: Long learned how to be a trusted professional by observing former Rams stars James Hall and Leonard Little.

## ST. LOUIS RAMS NEWS CLIPS

Publication: FSMidwest.com

Section/# of Pages: Sports/2 of 2

Date: 6/14/12

---

Veterans mentor the young, youth always replaces the old, and the evolution continues for each player until retirement.

Now, Long finds himself on the opposite side of that maxim. He has become an example to young players like Quinn and Brockers. It's a role Long has tried to embrace while keeping ambitious goals for himself.

"My bar is always high," Long said. "I want to get better and better. Whatever I did last year, I want to play a lot better football. I'm not talking about from a numbers standpoint. I'm talking from a football standpoint. At the end of the year, hopefully, I would be able to tell that I've become a better player."

\*\*\*

Long lets his mind wander a bit when speaking about the future. He sees a lot of potential in the Rams' defensive line, and he's eager to watch it develop.

Still, a question remains that will reveal much about the Rams' success this season: How good can this young group of pass rushers be?

"We can be really good," Long said. "We have a lot of speed. Robert Quinn looks really good right now. If he keeps working hard, the sky's the limit for him. I've always thought that, and I think he's on the cusp of being a pretty good player in this league. He's got to go out and put it together. If guys like him take the next step, the sky's the limit. If I take my next step, if we all try to take this next step, we can try to be tone-setters for this team."

Long has shown that ability. His three-sack performance in a stunning victory over the New Orleans Saints last October was a highlight in an otherwise dreary final season under former coach Steve Spagnuolo. That afternoon at the Edward Jones Dome, Long showed that he's a maturing star who's creating his own legacy removed from his famous father.

"Chris, he's one of those lead-by-example guys," Fisher said. "He goes and goes and goes. When you play that hard consistently play after play after play, you make plays. Young guys look up to you that way, and you can establish a standard of play on the defensive line."

Fisher has tried to spark that spirit in others by challenging his defensive line to make history this season. He has said he wants the group to break the NFL record of 72 sacks set by the Chicago Bears in 1984.

Consider: St. Louis had 39 sacks last season, tied for 15th in the league. Most likely, the gap will be too large to overcome to set a new standard. Still, the request shows how much faith Fisher has in Long and others on the defensive line.

The trust is warranted. In an offseason of transition for the emerging defensive end, Long is eager to show that last season was little more than Act One.

"Last year, he turned it on real big," said Quinn, who finished with five sacks and 23 tackles as a rookie. "Just making the O-linemen terrified of you – when you do that, you've got the winning edge. It's definitely something I saw that he did last year."

**Rams expect Quinn to step up in Year 2****By Jim Thomas**

As an NFL neophyte, Robert Quinn was part of a time-share at right defensive end with veteran James Hall last season. Strangely, coach Steve Spagnuolo didn't even dress Quinn — the No. 14 overall pick in the 2011 draft — in the season opener. He was a healthy scratch, and a pregame inactive.

When all was said and done, Quinn played about half the snaps last season and had modest success, with five sacks, 14 quarterback hits and three blocked or partially blocked punts.

His sack total was the third-highest in franchise history for a Rams rookie, and in a vote by the players Quinn earned the Carroll Rosenbloom Memorial Award as the team's rookie of the year.

Nonetheless, there was plenty of room for improvement. Twelve rookies had more sacks than Quinn last season, and he wasn't always stout against the run.

With Jeff Fisher now on board as head coach, Hall no longer on the team and a new defensive scheme in place, there will be no easing Quinn into action in 2012. He is the team's starting right end, and a full-time player. To say expectations are sky-high for him at Rams Park almost is an understatement.

"There's nothing but upside with Robert," said Mike Waufle, the Rams' new defensive line coach. "When you're a student of the game, you've got a chance to be able to progress faster. The second thing is that he has speed. He's 'God-gifted' like crazy from top to bottom, and this is a speed game."

A highly-respected line coach, Waufle spent the past two seasons with the Oakland Raiders but is best known for his work with the New York Giants from 2004-09. With the Giants, he coached the likes of Michael Strahan, Justin Tuck, and Osi Umenyiori. With Oakland, he coached Richard Seymour. So Waufle knows what a top-flight defensive lineman looks like.

Quinn has that kind of potential.

"I'm very pleased at his ability to rush the passer because he's working on a number of different moves, a number of different techniques, and he's had success—at times — with each and every one of them," Waufle said. "So we can see that progression. And through spaced repetitions, hopefully they're going to develop into habits."

But you can't play defense for Fisher if you can't play the run, and Quinn is making strides in that area as well.

"That's been an area of emphasis up front on the defensive line this offseason — run techniques," Fisher said. "It's hard to do it without pads on. But he's really come on. His strength has really improved significantly and he's going to be what they (the prior regime) drafted him to be. We're very fortunate to have him."

Waufle also sees the improvement in Quinn's run defense, albeit in the controlled spring environment without pads and with much less than full contact.

"I'm real excited about how he's playing the run," Waufle said. "Most pass rushers are tagged as not wanting to be run defenders. And he's taking the running game as being a serious issue. He's working really well with his hands. He's working to control blockers."

The Rams finished 31st in run defense a year ago, yielding 151.7 yards a game. The season total of 2,427 rushing yards allowed was third-worst in franchise history. Many of the big runs came on the perimeter. Sometimes it was a case of cornerbacks missing tackles, or outside linebackers getting wiped out by blockers.

But the ends — Quinn included — had their share of run defense snafus, whether it was getting pinned inside by blockers or getting deked by counter-action or misdirection. Interestingly, Quinn has lost about five pounds in the offseason in an effort to get even quicker. He's down to 260 pounds, which is on the light side for a defensive end.

"I don't want to get too skinny — they might move me to linebacker or something," he joked.

But Quinn doesn't think that will prevent him from being an effective run defender.



## ST. LOUIS RAMS NEWS CLIPS

Publication: STLToday.com

Section/# of Pages: Sports/2 of 2

Date: 6/14/12

---

"I'd say it's your mentality," Quinn said. "If you're thinking you're small and allowing (blockers) to come off on you, definitely it'll happen. But I have the mentality to just attack 'em, and if you're lower than your opponent, they can't do too much. Leverage wins."

As Waufle points out, leverage won for the Giants in a 2007 season capped by a stunning upset of previously unbeaten New England in Super Bowl XLII.

"People don't realize that when I coached Michael Strahan, and Osi Umenyiora, and Justin Tuck in the Super Bowl, Tuck was playing inside at 263, Michael weighed 251, and Osi was 254," Waufle said. "So, if you learn how to be a leverage player, which (Quinn's) studying and learning how to do, you can play against a lot of players."

Lastly, Waufle has been pleasantly surprised by Quinn's work habits and approach in the classroom.

"He's very quiet, but he's a great listener," Waufle said. "And he's able to feed back an awful lot of information. ... He's able to almost teach the class."

The exams began Sept. 9 with the regular0season opener in Detroit. And several teammates can't wait to see how Quinn fares.

"I'm really looking forward for him to have a breakout season," running back Steven Jackson said. "If there's anybody I'd tell our fans to look for, it'd be Robert."

"Robert's taken some big strides," defensive end Chris Long added. "He's going to be the guy. He really will be."

"I'm dead serious. If he takes the steps I think he's going to take this year, I think he's going to be the guy."

**Quinn stands out for Rams****By Bryan Burwell**

As all the extreme wide-bodied and thick-necked giants assembled on the far corner of the Rams Park practice field on Tuesday afternoon, it was easy to see how much defensive end Robert Quinn sticks out in a crowd.

In a flock of extremely oversized defensive linemen that coach Jeff Fisher loves to collect, Quinn sticks out like a gazelle among the rhinos and elephants. An extremely big gazelle (6-foot-4, 264 pounds), but a gazelle nonetheless. He is cut like a well-muscled inverted triangle, wide shoulders spreading out forever, but everything quickly tapering down to these long, bowlegged sprinter's legs. All around him are 300-pound big bodies, stomping and pounding and rumbling along with sheer power and strength. But there is last year's first-round pick pawing the ground in a three-point stance like Usain Bolt ready to explode out of the starting blocks.

For now, this is how Quinn sticks out in the crowd. In time, if things go according to plans, the Rams are counting on him to stick out for far more significant reasons. Last year, he showed flashes of his pass rushing potential with five sacks in a part-time role. This year, the expectations are much higher. They are hoping he turns into a fierce double-digit sack artist to go in tandem with Chris Long and turns the Rams defensive line into one of the main strengths of this team.

Quinn has been impossible to miss in the first weeks of camp. He seems to flash across your eyes in every pass rushing drill like a blur. In 11-on-11 drills, every time you see the flash of white jersey slashing around the edge on the pass rush right into the lap of nearly every quarterback before they can cock their throwing arm, it seems to be No. 94. He has burst past every offensive lineman put in front of him. On the rare occasion that he does not get into the backfield, there's another familiar scene.

Someone has tugged on Quinn's jersey, almost yanking it off his shoulder pads and nearly hauling him to the ground out of a sense of desperate survival.

Ask Jeff Fisher if he's noticing the same thing, and he grins as if you're handing out free money. "Yeah, and I'm kinda hoping that sort of thing carries over into the games, too," the head coach said after Tuesday's practice. "It kind of reminds me a little bit — and you might think I'm crazy about the comparison — but it's a little bit like (Tennessee Titans Pro Bowl running back) Chris Johnson's rookie year in training camp where you kept saying, 'Gosh, if this was a game do you think he'd score on that?' Well now it's like, 'Boy if this was a game, he'd have a few sacks by the time the game's over, right?'"

In one particular pass rush drill on Tuesday afternoon when defensive line coach Mike Waufle and assistant line coach Clyde Simmons had the big boys weave through four heavy bags then sprint to a fifth bag that was supposed to be the quarterback, if you closed your eyes, you'd still know when it was Quinn's turn just by the sound.

There were all these 280- and 300-pound monsters thumping their way around the tackling dummies with violent, heavy-handed, teeth-rattling open-palmed swings that sent the bags bouncing hard off the ground.

From 15 yards away, you could hear and feel the impact of these blows vibrating. It was the sound and fury of sheer power of very large, very physical men pounding the daylights out of the bags with anger and unadulterated violence.

THUMP ... THUMMP ... THUMMMP ... WHOOOOMMP!

Then it was Quinn's turn.

SHHUMMP ... SHHHHOOMP ... WHOSSH ... WHOOOSSSH!

It was the sound of a saber slicing through the air. He was whacking the same bags with his long arms extended to his full 82-inch wingspan. But when Quinn delivered his blows, they were lightning-quick strikes that created a different disturbance. It was the difference between a fat guy doing a cannon ball into the pool and an Olympic diver slicing into the water barely creating a ripple.

He flashed a wide, self-satisfied smile when someone brought that up to him.

"It's all about speed," he said. "Moving fast. Moving quick."

## ST. LOUIS RAMS NEWS CLIPS

Publication: STLToday.com

Section/# of Pages: Sports/2 of 2

Date: 8/8/12

---

Sitting under a misting tent after practice, Quinn was surprised when told how impressive his practice had been. "To be honest with you, I thought I had an awful practice," he said. "But that's how I always am. I try to think that every day is going to be the best practice I ever had, but I'm so hard on myself and I end up focusing on all the things I think I did wrong. It's always good to focus on the things you did well in practice, but for me to become a better player, I tend to focus in on the negative, things I can correct to become a better player. So for me, I concentrate on the things you did well and keep on trying to perfect those, and work on the bad things and try to improve those."

Ask him if he has a goal to hit double digits in sacks, and he quickly shakes his head. Instead he tells you about trying to become a complete player, better on the run, being able to shove an offensive lineman back five yards every play and disrupt a play by sheer force. "That's what Coach Waufle keeps emphasizing every day to us," he said. "He wants me to be able to do everything and that's what I want to do."

And when it comes to the thing he does best, which is getting after the quarterback, Quinn says he'll be counting sack totals this year, just not the ones you expect. "I really don't have a personal goal," he said. "But Coach Waufle has been saying since Day 1, 'Break the NFL record for most (team) sacks.' So I am more concerned with that and if you look at the talent we have on defense with all our linemen, I think we can do it. If we as a team break that record, that's what I will be satisfied with, not the individual stuff. This year is totally different than last year. We're looking at the big picture."

And the big picture means that if Quinn, Long, Michael Brockers, Kendall Langford and all the other linemen are even remotely close to chasing the 1984 Chicago Bears record of 72 sacks as a team, then the big picture ought to mean a huge improvement for the Rams.

**Rams' Rookie Has Potential of Record Proportions****By Judy Battista**

Greg the Leg wanted to be a receiver.

He had played soccer since he was a little boy in Lincoln, Neb. Cracks in the concrete marked the goals when he and his sister kicked a ball in their front yard. Even in the heart of college football country, in the town that worships the Nebraska Cornhuskers, it never occurred to Greg Zuerlein that he could probably kick a football, too.

Until his freshman year of high school. Which is right about when he wanted to quit.

"I didn't really realize I could kick pretty well until my sophomore year," Zuerlein said from St. Louis. "I was actually going to quit after freshman year, because I wanted to focus on soccer, and I didn't enjoy it. I wanted to be a receiver, but I was too scared to run into plays."

And so Zuerlein did not become another Megatron, but instead became Legatron, the N.F.L.'s new kicking phenomenon. The St. Louis Rams used a sixth-round draft choice on him, always an eyebrow raiser in a sport that still considers place-kickers small-boned oddities. But less than two months into his professional career, Zuerlein has established himself as the heir to Sebastian Janikowski's strong-legged reputation — if not to Janikowski's girth — and helped the offensively challenged Rams to a 3-3 record. The Rams will probably need all of Zuerlein's contributions Sunday against the Green Bay Packers.

In his third game, Zuerlein booted a 56-yard field goal, the longest at Chicago's Soldier Field, as he provided the Rams' only points in that loss. A week later, he kicked 60- and 58-yard field goals against Seattle, as a part of a four field-goal day in a 6-point victory. Last week, in his sixth game, Zuerlein missed for the first time in the N.F.L. His third miss in that game prevented the Rams from going to overtime with the Miami Dolphins. But that kick, which sailed to the left of the goal posts, might have done as much to seal Zuerlein's reputation as the 15 consecutive field goals he hit since the start of the season. The attempt was from 66 yards, and although it was no good, it hit the net, meaning Zuerlein had plenty of distance on a kick that would have shattered the N.F.L. record of 63 yards, set by Tom Dempsey in 1970 and since equaled by, among others, Janikowski.

Zuerlein, who once made a wind-aided 74-yard field goal during a warm-up before a college game, did not seem impressed.

"If I have the distance, I should make it," Zuerlein said. "Someone will do it at some point, so why not me? I think it's pretty cool coaches would try it."

Zuerlein acknowledged that he was thinking about too many things last week — how fast was he running toward the ball, for one — and that contributed to his misses. But Zuerlein has otherwise seemed unaffected by his rapid ascent from a Division II college to the N.F.L.

Zuerlein did not follow the trendy path to kicking. He did not attend the kicking camps that have sprung up as destinations where hundreds of adolescents hone their kicking style long before they go to college. This very likely kept him off the radar of big colleges. His parents, he said, were not talented athletes — his mother, an accountant, jokes that she was always the last person to be chosen for teams — and at 6 feet and 190 pounds, Zuerlein guesses that he is no stronger in the weight room than the average 24-year-old.

Instead, Zuerlein's incredible leg speed, from which he derives his power, developed naturally from his soccer playing, and he has incorporated other crucial details — how big a stride to take, how much to lean his body — from watching other kickers. By his sophomore year in high school, his coaches were telling him he might be able to play football in college. He set a Nebraska state record for field goals in a season, converting 12 of 16, including a 52-yarder. He was all-state as a junior and senior, and Nebraska wanted Zuerlein to walk on (Alex Henery, a fourth-round draft pick in 2011 by Philadelphia, went there). No other Division I program offered a scholarship. He considered a soccer scholarship, too. But the University of Nebraska at Omaha, a Division II program, offered Zuerlein a full scholarship. Zuerlein said that the cost of tuition was what made the difference.

While there, Zuerlein impressed his coach, Pat Behrns, with his personality: He was not quirky, as some kickers tend to be, and nothing seemed to bother him. As a redshirt freshman, he finally got to line up as a receiver.

Later, he delighted the defensive coordinator when he led all N.C.A.A. divisions in touchbacks. He so consistently drove a kickoff deep that even in a playoff game with a 10-point lead, his coaches eschewed the expected squib kick and told Zuerlein to kick away. The returner brought the ball out from 8 or 9 yards deep, and the coverage team was so unfamiliar with returns that he went for a touchdown.

Zuerlein also honed his field-goal accuracy — and getting his kicks quickly in the air — with an unorthodox test.

## ST. LOUIS RAMS NEWS CLIPS

Publication: NYTimes.com

Section/# of Pages: Sports/2 of 2

Date: 10/21/12

---

“We had a filming lift in the end zone,” said Aaron Keen, the former offensive coordinator at Nebraska-Omaha who is now at Minnesota State. “He could target the camera and hit the camera. I’ve never seen a kicker be able to do that with such accuracy. I don’t want to say he’s a little devilish, but after he hit the camera, he had a big grin on his face.”

Zuerlein sustained a torn labrum in his right hip during what ended up being his final season in Omaha. By the time he had recovered from the operation, the university had dropped football and Zuerlein landed at Missouri Western. There, he set a Division II record with 21 consecutive field goals, was perfect on nine attempts from at least 50 yards and hit two 58-yarders. The Rams’ special-teams coordinator, John Fassel, was among the N.F.L. coaches who worked Zuerlein out individually. Then, in the days just before the draft, Fassel visited again.

Still, Zuerlein said he did not expect to be drafted. In the sixth round, the Rams made Zuerlein the first kicker not from a Bowl Championship Series conference to be picked since New England took Stephen Gostkowski in 2006. In training camp, General Manager Les Snead told reporters the Rams were prepared to deal with growing pains, when they parted ways with the veteran kicker Josh Brown. But Zuerlein has adjusted easily. Rams quarterback Sam Bradford, a former first overall draft pick, has said it was the first time he has been on a team where the kicker is the most popular player.

Fassel told reporters earlier this month, “The best thing I do is just say ‘Hey, guys, tell me what you need and I’ll get out of the way.’ ” That is something the camera operator back in Omaha could not do. Those players and coaches, scattered across the country, now have more company looking on in awe at Zuerlein.

“Even yesterday, at the team meeting, one of the kids got my attention,” Keen at Minnesota State said last week. “He said, ‘I’m looking at my phone. Greg the Leg finally missed one. It was 66 yards. But it wasn’t short.’ ”

## ST. LOUIS RAMS NEWS CLIPS

Publication: CBSSports.com

Section/# of Pages: Sports/1 of 2

Date: 10/12/12

---

### **Rams punter Hekker coming off big week By R.B. Fallstrom**

ST. LOUIS (AP) - The perfect rookie kicker with the cannon leg has nothing on his rookie roommate with the St. Louis Rams.

Just like Greg Zuerlein, who's 13 for 13 on field goals this year, punter Johnny Hekker is fast making a name for himself. Together, the youngsters have made quite an impact. One has been able to put the Rams (3-2) in scoring position not long after they cross midfield this season and the other has done his best to pin down the opponents.

The 6-foot-5 Hekker was undrafted out of Oregon State, the alma mater of running back Steven Jackson. He set a franchise record with a 56.9-yard average in last week's victory over Arizona and had a 46-yard net average with three punts downed inside the 20.

A week earlier, the former high school quarterback threw a perfect spiral for a touchdown off a fake field goal attempt in a win over Washington. He's the franchise's lone punter to throw a TD pass since the AFL-NFL merger.

"I felt good, put the foot to the ball really well," Hekker said. "It's great when it can work out like that. It's not going to happen like that every game, I wish I could have my expectations set that high."

Now, they may be the first roommates to win special teams player of the week honors in successive weeks.

After watching with a wide grin while Zuerlein was getting interviewed the last few weeks, Hekker has turned the tables this week, calling out "check, check, check" for the tape recorders and TV cameras. This week, it was Zuerlein's turn to smile at the musings of the outgoing punter while waiting patiently for the crowd of reporters to clear away from his locker.

The pair share a two-bedroom apartment above a pizzeria in the St. Louis suburbs. The 22-year-old Hekker said neither does the cooking.

Special teams coach John Fassel marvels at the kids' composure, and said their success has nothing to do with teaching them the finer points.

"The best thing I do is just say 'Hey guys, tell me what you need and I'll get out of the way,'" Fassel said. "Those guys have been good. They can definitely get better, but the last couple of weeks they've been pretty good."

During training camp, general manager Les Snead said the Rams could afford to part ways with veteran kicker Josh Brown and veteran punter Donnie Jones because they were rebuilding and were prepared for growing pains.

So far, there's been none of that with either one.

A week earlier, Zuerlein became the first kicker in NFL history to make field goals from 50-plus and 60 or longer yards. He holds the franchise record with a 60-yarder that had plenty to spare, and was the longest field goal by a rookie in NFL history.

Zuerlein finished his college career with 21 field goals in a row at Division II Missouri Western, giving him a personal streak of 34 in a row heading into Sunday's game at Miami (2-3). He missed just one of 24 attempts as a senior after beginning the year nursing a lingering hip ailment that cost him a season at Nebraska-Omaha before transferring.

Hekker had 52 punts of 50 or more yards in four years as the starting punter at Oregon State, and set a school record with a 52.5-yard average on six punts at Utah last season.

He's doing even better at the next level up with a season average of 49.5 yards, fifth best in the league, and a net of 41.2 yards that's 10th best. The Rams prized his directional punting skills out of college, the better to avoid some of the league's best return men, and against Arizona he twice avoided Patrick Peterson with efforts of 68 and 57 yards that bounced out of bounds.

On the punts that he hasn't been able to put into the corners, Hekker hasn't been afraid to mix it up. Running downfield after one punt that Peterson returned for 18 yards, the 227-pound punter sent the Cardinals' Justin Bethel sprawling with a push.

The hit landed Hekker's name on the Rams' "big board" for knockdowns, tackles and lockdowns.



## ST. LOUIS RAMS NEWS CLIPS

Publication: CBSSports.com

Section/# of Pages: Sports/2 of 2

Date: 10/12/12

---

"That's a legal play, get rid of the guys trying to block our guys," Hekker said. "He would have knocked one of our guys down if he had a chance, so I had to get him first."

Hekker added: "I talked to him after the game to make sure he was OK."

The Rams don't seem to mind the youthful exuberance. Attention to detail, too, from what he's absorbed in the meeting room.

"Like somebody said about him, he's a free spirit and he feels like he's a part of the cover teams," Fassel said. "So, he sees us in there talking about them, coaching some things for the cover guys and he must've thought I was also talking to him. I really wasn't, but at least he's paying attention in the meetings."

Notes: FB Brit Miller (ankle) was a full practice participant after being held out Wednesday. DE Eugene Sims (head) and DT Matt Conrath also were full go after being limited a day earlier, but DE William Hayes (back) did not practice after being limited Wednesday.