



PATRIOTS TRAVEL TO LONDON TO FACE THE RAMS

MEDIA SCHEDULE

WEDNESDAY, OCTOBER 24

11:10-11:20 Tom Brady Availability
(Visitor's Locker Room)
11:15-12:00 Open Locker Room
Approx. 1:15 Local Media Access to Practice
9:15 Jeff Fisher Conference Call
9:30 St. Louis player Conf. Call

THURSDAY, OCTOBER 25

7:15-9:45 Media Check-In
7:45-8:30 Open Locker Room
9:30-9:45 Bill Belichick Press Conference
Approx. 12:50 Local Media Access to Practice
Team takes red-eye flight to London

FRIDAY, OCTOBER 26 (TIMES LOCAL)

Availability at team hotel
Approx. 9:00 am Bill Belichick
Approx. 9:15 am Tom Brady
Approx 9:30-9:45 am Defensive co-captains Vince
Wilfork and Jerod Mayo,
Sebastian Vollmer and Zoltan
Mesko

SATURDAY, OCT. 27

TBA Bill Belichick, Tom Brady, Wes
Welker, Vince Wilfork, Jerod
Mayo, Brandon Lloyd and
Zoltan Mesko to attend the
NFL's fan fest at Trafalgar
Square.

2012 PATRIOTS SCHEDULE

REGULAR SEASON (4-3)

Sun., Sept. 9 at Tennessee	34-13	W
Sun., Sept. 16 Arizona	18-20	L
Sun., Sept. 23 at Baltimore	30-31	L
Sun., Sept. 30 at Buffalo	52-28	W
Sun., Oct. 7 Denver	31-21	W
Sun., Oct. 14 at Seattle	23-24	L
Sun., Oct. 21 N.Y. Jets	29-26(ot)	W
Sun, Oct. 28 at St. Louis	1:00 p.m.	CBS#
Sun., Nov. 4	BYE WEEK	
Sun., Nov. 11 Buffalo	1:00 p.m.	CBS
Sun., Nov. 18 Indianapolis	1:00 p.m.	CBS*
Thurs., Nov. 22 at N.Y. Jets	8:20 p.m.	NBC
Sun., Dec. 2 at Miami	1:00 p.m.	CBS*
Mon., Dec. 10 Houston	8:30 p.m.	ESPN
Sun., Dec. 16 San Francisco	8:20 p.m.	NBC*
Sun., Dec. 23 at Jacksonville	1:00 p.m.	CBS*
Sun., Dec. 30 Miami	1:00 p.m.	CBS*

#Game played in London

*Game Time and Network subject to possible flexible scheduling adjustment.

PATRIOTS MEDIA WEBSITE

The Patriots' media website, located at <http://media.patriots.com>, will be updated for registered users throughout training camp with all the latest media information, schedules, rosters and press releases. In addition to up-to-date media information, the site's archives allow access to all of the Patriots media material dating back to the 2002 season.

NEW ENGLAND PATRIOTS (4-3) at ST. LOUIS RAMS (3-4)

Sunday, October 28, 2012 ★ Wembley Stadium (80,000) ★ 1:00 p.m. ET

The NFL's International Series of regular-season games returns to the United Kingdom this Sunday when the St. Louis Rams host the New England Patriots.

The Patriots-Rams game will be the 11th regular-season game played outside of the U.S. The first regular-season game played outside of the U.S was in Mexico City in 2005 when the Cardinals hosted the 49ers.

This week's game will be the sixth regular-season game played in London. The game will be New England's second time playing in London. The Patriots beat the Tampa Bay Buccaneers 35-7 at Wembley Stadium on Oct. 25, 2009.

The NFL played games in London in 2007 (Giants-Dolphins), 2008 (Chargers-Saints), 2009 (Patriots-Buccaneers), 2010 (49ers-Broncos) and 2011 (Bears-Buccaneers).

Buffalo has hosted games in Toronto in 2008, 2009, 2010 and 2011.

There have been nine NFL preseason games played in London. The first preseason game ever played in London was a 1983 game between Minnesota and the St. Louis Cardinals. There have been eight games played in London as part of the NFL's American Bowl preseason contests, which began in 1986.

The Patriots have traveled internationally for four preseason games in addition to their 2009 regular season game in London: Those games are listed below.

- Patriots lost to Detroit, 22-9, in Montreal in 1969 (Attend. - 8,212)
- Patriots lost to Pittsburgh, 30-14, in Montreal in 1990 (Attend. - 26,869)
- Patriots lost to Cleveland, 12-9, in Toronto in 1993 (Attend. - 33,021)
- Patriots defeated Dallas, 21-3, in Mexico City in 1998 (Attend. - 106,424)
- Patriots defeated Tampa Bay, 35-7 in London in 2009 (Attend. - 84,254)

TRAVEL NOTES

The Patriots' round trip to London (6,500) will be more travel miles than Green Bay (5,774) will have all season. Washington has the second-lowest travel with 7,144 total miles. In fact, the Patriots will travel a total of 11,480 miles round trip, between the Seattle and London road trips. That mileage is more than 11 teams total travel for the entire 2012 season. The Patriots round trip to Seattle was 4,980 miles and the road trip to London will be 6,500 miles.

BROADCAST INFORMATION

TELEVISION: This week's game will be broadcast to a national audience by CBS and can be seen in Boston on **WBZ-TV Channel 4**. **Jim Nantz** will handle play-by-play duties with **Phil Simms** providing color. The game will be produced by **Lance Barrow** and directed by **Mike Arnold**.

RADIO: 98.5 FM, The Sports Hub, is the flagship station for the **Patriots Radio Network**. A complete listing of the network's 40 stations can be found in this press release. Play-by-play broadcaster **Gil Santos** is in his 36th season as the voice of the Patriots and will call the action. Former Patriots quarterback **Scott Zolak** will handle the color commentary.

NATIONAL RADIO: This week's game will be broadcast to a national audience by **Sports USA**. **Larry Kahn** and **Ross Tucker** will call the game.

MEDIA RELATIONS CONTACTS

PATRIOTS MEDIA RELATIONS OFFICE: 508-384-4203

Stacey James, Vice President of Media Relations, stacevi@patriots.com, 508-384-9105

Aaron Salkin, Asst. Director of Media Relations, aarons@patriots.com, 508-326-6870

Christy Berkery, Social Media Manager, christyb@patriots.com, 508-549-0518

Michael Jurovaty, Media Relations Coord., mjurovaty@patriots.com, 508-326-6187

Cecily Faenza, Media Relations Coordinator, cecilyf@patriots.com, 774-254-7917

Jeff Cournoyer, Dir. of Corporate Communications, jeffco@patriots.com, 508-549-049



ROBERT KRAFT NEWS & NOTES

Since Robert Kraft purchased the team in 1994, the Patriots have experienced one of the most dramatic turnarounds in the history of sports. Now in his 19th season of ownership, Kraft has transformed one of the league's least successful clubs into what many observers view as a model NFL franchise. In the five seasons immediately preceding his purchase (1989-93), the Patriots were a moribund team, winning just 19 of 80 games (.238 pct.) and recording the worst record in the NFL over that span. When he bought the franchise on Jan. 21, 1994, Kraft announced his intention to bring a championship to New England, a tall order considering the team's previous success rate. But under Kraft's leadership, the Patriots have won more division titles (11), conference crowns (6) and Super Bowl championships (3) than any other NFL team. The Patriots have made six Super Bowl appearances since Kraft purchased the team, a period during which no other NFL franchise has earned more than four berths. In Kraft's first 18 seasons, the Patriots qualified for the playoffs 13 times, more than doubling the franchise's accomplishments during its first 34 seasons.



	Pre-Kraft 1960-93	1989-93	Kraft Era 1994-12
Overall Record	225-276-9	19-61	216-108
Winning Pct.	.450	.238	.667
Super Bowl Titles	0	0	3
Conference Titles	1	0	6
Division Titles	3	0	11
Playoff Seasons	6	0	13
Playoff Record	4-6	--	19-10
Home Playoff Games	1	0	15
Home Playoff Record	0-1	--	13-2

A CHAMPIONSHIP TRADITION

MULTIPLE LEAGUE CHAMPIONSHIPS SINCE 2001

Team	League	Titles
Los Angeles Lakers.....	NBA.....	4
New England Patriots.....	NFL.....	3
San Antonio Spurs.....	NBA.....	3

HIGHEST WINNING PERCENTAGE IN MAJOR PROFESSIONAL SPORTS SINCE 1994 (regular season)

Team	League	PCT
San Antonio Spurs.....	NBA.....	.680
New England Patriots.....	NFL.....	.668
Detroit Red Wings.....	NHL.....	.668
Los Angeles Lakers.....	NBA.....	.654
Green Bay Packers.....	NFL.....	.641
Pittsburgh Steelers.....	NFL.....	.638

198-GAME SELLOUT STREAK

In the early 1990s, the Patriots seemed destined for relocation until Robert Kraft's purchase of the team rejuvenated local interest. In 1991, the season ticket base was just 17,635, barely enough to support the club. Now, the season tickets are capped and more than 50,000 fans are on a season ticket waiting list. The Patriots have sold out 198 consecutive home games, including playoff and preseason games (dating back to the 1994 season opener).

SINCE ROBERT KRAFT PURCHASED THE TEAM IN 1994...

TOTAL VICTORIES SINCE 1994 (Regular Season)

New England Patriots.....	197
Green Bay Packers.....	189
Pittsburgh Steelers.....	187
Indianapolis Colts.....	175

TOTAL VICTORIES SINCE 1994 (Incl. Postseason)

New England Patriots.....	216
Pittsburgh Steelers.....	204
Green Bay Packers.....	204
Indianapolis Colts.....	186
Denver Broncos.....	177
Philadelphia Eagles.....	176

WINNING PERCENTAGE SINCE 1994 (Incl. Postseason)

Team	W	L	T	Pct.
New England Patriots.....	216	108	0	.667
Pittsburgh Steelers.....	204	116	1	.637
Green Bay Packers.....	204	117	0	.636
Indianapolis Colts.....	186	131	0	.587
Denver Broncos.....	177	132	0	.573
Philadelphia Eagles.....	176	138	2	.560
New York Giants.....	167	143	1	.539

SUPER BOWL CHAMPIONSHIPS SINCE 1994

New England Patriots.....	3
Green Bay.....	2
Pittsburgh Steelers.....	2
Denver Broncos.....	2
N.Y. Giants.....	2
7 Teams.....	1

CONFERENCE CHAMPIONSHIPS SINCE 1994

New England Patriots.....	6
Pittsburgh Steelers.....	4
Green Bay Packers.....	3
New York Giants.....	3
Denver Broncos.....	2
St. Louis Rams.....	2
Indianapolis Colts.....	2
14 Teams.....	1

DIVISION CHAMPIONSHIPS SINCE 1994

New England Patriots.....	11
Pittsburgh Steelers.....	10
Green Bay Packers.....	8
Indianapolis Colts.....	8

PLAYOFF VICTORIES SINCE 1994

New England Patriots.....	19
Pittsburgh Steelers.....	17
Green Bay Packers.....	15
Philadelphia Eagles.....	11
Indianapolis Colts.....	11

PLAYOFF GAMES PLAYED SINCE 1994

New England Patriots.....	29
Pittsburgh Steelers.....	27
Green Bay Packers.....	26
Indianapolis Colts.....	23
Philadelphia Eagles.....	22
Baltimore Ravens.....	17

PLAYOFF SEASONS SINCE 1994

New England Patriots.....	13
Indianapolis Colts.....	13
Green Bay Packers.....	13
Pittsburgh Steelers.....	12
Philadelphia Eagles.....	11
Dallas Cowboys.....	9

PLAYOFF WINNING PERCENTAGE SINCE 1994

Team	W	L	Pct.
New England Patriots.....	19	10	.655
Pittsburgh Steelers.....	17	10	.630
New York Giants.....	10	6	.625
Arizona Cardinals.....	5	3	.625
Denver Broncos.....	9	6	.600
New Orleans Saints.....	6	4	.600
Carolina Panthers.....	6	4	.600
New Baltimore Ravens.....	10	7	.588

MOST PRO BOWLERS DRAFTED SINCE 1994

Since Robert Kraft's purchase of the Patriots in 1994, the team has drafted more Pro Bowl players than any other NFL team.

Rank	Team	Players
1.	New England	20
2.	Green Bay	19
3.	Pittsburgh	18
4.	Philadelphia	15
	Baltimore	15



PATRIOTS HOME DOMINANCE



Since the Patriots opened Gillette Stadium in 2002, they have celebrated more regular season and postseason wins than any other team in the NFL. The Patriots have the highest point differential at home in that time and are among the top three offensive and defensive leaders at home. The Patriots home dominance is especially strong against NFC teams.

REGULAR SEASON HOME RECORD SINCE 2002

Rank	Team	W	L	T	Pct.
1	New England	69	14	0	0.831
2	Baltimore	65	19	0	0.774
3	Pittsburgh	60	21	1	0.741
4	Indianapolis	62	22	0	0.738
5	Green Bay	57	26	0	0.687

HOME PLAYOFF RECORD SINCE 2002 (MIN. 5 GAMES)

Rank	Team	W	L	Pct
1	Seattle	5	1	0.833
2	New England	9	2	0.818
3t	Philadelphia	5	2	0.714
3t	Pittsburgh	5	2	0.714
5	Indianapolis	6	3	0.667

HOME RECORD SINCE 2002 (INCLUDING PLAYOFFS)

Rank	Team	W	L	T	Pct.
1	New England	78	16	0	0.830
2	Baltimore	66	21	0	0.759
3	Pittsburgh	66	23	1	0.739
4	Indianapolis	68	25	0	0.731
5	San Diego	58	29	0	0.667

HOME RECORD AFTER HALLOWEEN SINCE 2002

Rank	Team	W	L	T	Pct.
1	New England	35	8	0	0.814
2	Green Bay	34	10	0	0.773
3	Baltimore	36	11	0	0.766
4	Indianapolis	37	13	0	0.740
5	San Diego	32	14	0	0.696

HOME RECORD VS. NFC SINCE 2002

Rank	Team	W	L	T	Pct.
1	Pittsburgh	18	2	1	0.881
2	Baltimore	19	3	0	0.864
3	New England	18	3	0	0.857
4	Indianapolis	16	6	0	0.727
5	Jacksonville	15	7	0	0.681

HOME RECORD VS DIVISIONAL OPPONENTS SINCE 2002

Rank	Team	W	L	T	Pct.
1t	New England	25	5	0	0.833
2	Indianapolis	25	6	0	0.806
3	Green Bay	24	7	0	0.774
4t	Seattle	22	8	0	0.733
4t	Pittsburgh	22	8	0	0.733
6	San Diego	22	10	0	0.688
7	Minnesota	20	10	0	0.667

POINT DIFFERENTIAL AT HOME SINCE 2002

Rank	Team	Point Differential
1	New England	834
2	Baltimore	737
3	Green Bay	662
4	Pittsburgh	652
5	San Diego	617

POINTS ALLOWED PER GAME AT HOME SINCE 2002

Rank	Team	Points Allowed
1	Baltimore	15.9
2	Pittsburgh	16.7
3	New England	16.8
4	New York Jets	18.3
5	Seattle	18.7

POINTS SCORED PER GAME AT HOME SINCE 2002

Rank	Team	Points Scored
1	San Diego	27.6
2	New England	26.9
3	Green Bay	26.8
4t	Indianapolis	25.9
4t	New Orleans	25.9



PATRIOTS VS. RAMS

SERIES HISTORY

The Patriots and Rams have played 10 regular-season games with each team winning five times.

New England scored one of the greatest victories in franchise history when it defeated the favored Rams for the NFL championship on Feb. 3, 2002 in Super Bowl XXXVI. That victory followed a tight game in the 2001 regular season that ended in a 24-17 St. Louis victory at Foxboro Stadium.



The last time the two teams played in the regular-season was in 2008 when the Rams fell, 23-16, in their first visit to Gillette Stadium on Oct. 26, 2008.

The Patriots are 3-2 against the Rams in road games, including 2-1 at Anaheim Stadium when the team was located in Los Angeles and 1-1



in games played in St. Louis.

The series dates back to 1974, when the Patriots defeated the Los Angeles Rams by a 20-14 score at what was then Schaefer Stadium.

Regular Season – Patriots 5, Rams 5

Date	Result	Score	H/A	Stadium
09/29/74	W	20-14	H	Schaefer Stadium
11/16/80	L	14-17	H	Schaefer Stadium
12/11/83	W	21-7	A	Anaheim Stadium
11/16/86	W	30-28	A	Anaheim Stadium
12/24/89	L	20-24	H	Sullivan Stadium
09/13/92	L	0-14	A	Anaheim Stadium
12/13/98	L	18-32	A	Trans World Dome
11/18/01	L	17-24	H	Foxboro Stadium
11/07/04	W	40-22	A	Edward Jones Dome
10/26/08	W	23-16	H	Gillette Stadium

Playoffs – Patriots 1, Rams 0

Date	Result	Score	H/A	Stadium
02/03/02*	W	20-17	N	Louisiana Superdome

*-Super Bowl XXXVI

SERIES BREAKDOWN (Includes Postseason)

Overall Record	6-5
Home Record	2-3
Gillette Stadium	1-0
Schaefer/Sullivan/Foxboro Stadium	1-3
Away Record	3-2
Anaheim Stadium	2-1
Trans World/Edward Jones Dome	1-1
Neutral Site Record (at Louisiana Superdome)	1-0
Total Points	Patriots 223, Rams 215
Longest winning streak	3 games (including SB XXXVI)
Longest losing streak	4 games (12/24/89 – 11/18/01)
Bill Belichick vs. St. Louis/LA.	3-2 (3-1 with New England)

TALE OF THE TAPE

2012 Regular Season	New England	St. Louis
Record	4-3	3-4
Divisional Standings	1st	4th
Total Yards Gained	3,053	2,206
Total Offense (Rank)	436.1 (1)	315.1 (28)
Rush Offense	149.3 (5)	106.1 (15)
Pass Offense	286.9 (5)	209.0 (24)
Points Per Game	31.0 (1)	18.6 (26)
Total Yards Allowed	2,632	2,271
Total Defense (Rank)	376.0 (23)	324.4 (10)
Rush Defense	86.0 (8)	98.9 (10t)
Pass Defense	290.0(29)	225.6 (14)
Points Allowed/Game	23.3 (19)	20.1 (10)
Possession Avg.	31:44	29:06
Sacks Allowed/Yards Lost	14/96	21/131
Sacks Made/Yards	15/72	21/141
Total Touchdowns Scored	24	11
Penalties Against/Yards	40/352	49/386
Punts/Avg.	29/35.7	30/49.0
Turnover Differential	+11 (1)	0 (14t)

LAST MEETING PATRIOTS 23, RAMS 16

October 26, 2008 ★ Gillette Stadium (Att: 68,756)

	1	2	3	4	Final
St. Louis Rams	3	7	3	3	— 16
New England Patriots	7	6	0	10	— 23

The Patriots improved to 5-2 on the season with a fourth-quarter comeback against St. Louis leading to a 23-16 win. The Patriots trailed 16-13 with fewer than 10 minutes to go in the game, but a 41-yard field goal by Stephen Gostkowski tied the score with 8:22 remaining and a 15-yard scoring strike from Matt Cassel to Kevin Faulk provided the game-winning touchdown with 3:13 left. Cassel set a career high with 267 yards, while Randy Moss totaled 102 yards on seven catches. The Patriots defense had seven quarterback hits, including four sacks, and Deltha O'Neal's interception with just more than one minute left helped to seal the victory for the Patriots.

CONNECTIONS

New England Ties

- Rams **TE Matthew Mulligan** is a native of Bangor, Maine and attended the University of Maine from 2005-07. Mulligan played one season at Husson College in Bangor before transferring to the University of Maine.
- Rams **LB Jo-Lonn Dunbar** attended Boston College from 2003-07. Dunbar was a two-year starter and captain at BC and recorded 269 tackles during his time with the Eagles.
- Rams Executive Vice President of Football Operations/COO **Kevin Demoff** graduated from Dartmouth College in 1999 with a bachelors' degree in history. Demoff later attended the Tuck School of Business at Dartmouth and earned a Masters in Business Administration in 2006.
- Rams Offensive Line Coach **Paul Boudreau** is a native of Arlington, Mass. and played offensive line at Boston College from 1971-73. Boudreau spent the early part of his coaching career in New England and held positions with Boston College (OL 1974-75), The University of Maine (OL 1976-78) and Dartmouth College (OL 1979-81).
- Rams Assistant Special Teams Coach **Paul F. Boudreau** is the son of Rams Offensive Line Coach Paul Boudreau and attended Boston College. Like his father, Paul spent the beginning of his career in the New England area coaching at Northeastern University (TE 1997-98), Brown University (WR 1999, TE/Special Teams Coordinator 2000-06), Central Connecticut State University (WR 2007-08) and Massachusetts Maritime (RB 2010).
- Rams Assistant Offensive Line Coach **Andy Dickerson** played football at Tufts University from 1999-2002 and served as an offensive graduate assistant in 2003.



PATRIOTS VS. RAMS

CONNECTIONS (continued)

- Rams Running Backs Coach **Ben Sirmans** was a running back at the University of Maine and graduated in 2003 with a degree in physical education, health, and recreation. Sirmans began his coaching career at Maine in 1996 and served as the team's running backs coach and recruiting coordinator until 1999. After coaching stints with Kent State and Michigan State, Sirmans returned to the New England area and coached the running backs at Boston College from 2007-2011.

St. Louis Ties

- Patriots **OL Dan Connolly** is a native of St. Louis, Mo. and was a three-time all-district and all-conference selection at Marquette High in Chesterfield, Mo. Connolly went on to attend Southeast Missouri State where he was a four-year starting offensive tackle and an all-conference selection for four consecutive seasons.

Former Patriots

- Rams Offensive Line Coach **Paul Boudreau** held the same position with the Patriots from 1997-98.
- Rams Assistant Offensive Line Coach **Andy Dickerson** was an Operations Intern/Assistant with the Patriots from 2004-05.
- Rams **G Quinn Ojinnaka** appeared in 8 games for the Patriots in 2010 after joining the team in a trade with Atlanta.

Former Rams

- Patriots Offensive Coordinator/Quarterbacks Coach **Josh McDaniels** held the same position with the St. Louis Rams in 2011.
- The Denver Broncos traded Patriots **WR Brandon Lloyd** to the Rams on October 17, 2011 in exchanged for a sixth-round draft choice in 2012. Lloyd played in St. Louis for the remainder of the 2011 season and caught 51 passes for 683 yards and five touchdowns.
- Patriots **TE Daniel Fells** played for the Rams from 2008-10. During his time in St. Louis, Fells played in 42 games and made 11 starts.

Former Teammates

- Sunday's game features a number of former New York Jets teammates. Patriots **RB Danny Woodhead** (2008-10), Patriots **CB Marquice Cole** (2009-11), Rams **QB Kellen Clemens** (2006-10), Rams **TE Matthew Mulligan** (2009-11), Rams **C/G Robert Turner** (2007-10) and **T Wayne Hunter** (2008-11) were all teammates in New York.
- Patriots **DE Trevor Scott** played with Rams **T Joe Barksdale** in Oakland in 2011.
- Rams **DE Kendall Langford** played with a number of Patriots while he was a member of the Miami Dolphins. Langford was teammates with Patriots **OL Donald Thomas** (2008-09), **LB Rob Ninkovich** (2008) and **LB Bobby Carpenter** (2010).
- Patriots **OL Matt Tennant** and Rams **LB Jo-Lonn Dunbar** played together in New Orleans from 2010-11.
- Rams **LB Mario Haggan** played in Denver with Patriots **LB Niko Koutouvides** (2008), Patriots **WR Brandon Lloyd** (2009-10) and Patriots **TE Daniel Fells** (2011).
- Patriots **WR Brandon Lloyd** teamed up with **LB Rocky McIntosh** in Washington from 2006-07.
- Patriots **LB Tracy White** and Rams **S Quintin Mikell** were teammates in 2009 with the Philadelphia Eagles.

WHAT TO LOOK FOR THIS WEEK VS. ST. LOUIS

TOM BRADY

- With one touchdown pass against the Rams, Tom Brady will extend his streak to 40 straight games with at least one touchdown pass and continue his third longest streak all time, behind Drew Brees (49-current) and Johnny Unitas (47).
- Brady has 49 career 300 yard games in the regular season and needs one more to break a tie with Warren Moon (49) for 7th place all time.
- Brady has two rushing touchdowns in 2012 and needs one more to tie his single-season career high of three set in 2011.

STEPHEN GOSTKOWSKI

- Stephen Gostkowski (7-of-10) needs one more 50-yard field goal to tie Adam Vinatieri (8-of-17) for most 50-yard field goals in Patriots history.
- Gostkowski has two 50-yarders so far in 2012 and can become the first Patriots player with three 50-yard field goals in a single season.

ROB NINKOVICH

- Rob Ninkovich has a team-leading four forced fumbles, including four forced fumbles in the last four games. If he has one more forced fumble it will be tied with Mike Vrabel (five in 2007) for the most forced fumbles for a Patriots player within the last 20 years.

WES WELKER

- Wes Welker (16) needs one more 10-plus catch game to break a second place tie with Marvin Harrison (16) and tie Jerry Rice (17) for the most 10-catch games in NFL history.
- Welker needs one reception to extend his streak to 85 straight regular-season games with at least one reception as a member of the Patriots to extend his franchise record. Welker has an overall streak of 101 straight regular-season games with at least one reception, including his time with the Miami Dolphins.
- Welker (8,184) needs 78 yards to move past Irving Fryar (8,184) for fourth place on the Patriots all-time all-purpose yards list, behind Kevin Faulk (12,349), Stanley Morgan (11,468) and Troy Brown (11,053).

TEAM

- The Patriots have gained at least 350 total yards in 16 consecutive games and need to accomplish the feat against the Rams to break out of a tie with the 1999-2000 St. Louis Rams (16) for the longest streak in NFL history.

NFL'S BEST ROAD WARRIORS

Since the start of the 2000 season, the Patriots have the best regular-season road record at 65-35 (.650).

TEAM	RECORD	PCT.
New England	65-35	.650
Philadelphia	63-35-1	.641
Indianapolis	59-39	.602
Pittsburgh	58-41	.586

TOP OFFENSE IN 2012

The Patriots offense is ranked first in the NFL in 2012 with 436.1 yards per game. The Patriots offense has finished in the top 10 five straight seasons. Since the 1970 merger, the Patriots offense has finished in the top 10 a total of 16 times, including seven times under Bill Belichick.

Year	Rank
2011	2 (428.0)
2010	8 (363.8)
2009	3 (397.3)
2008	5 (365.4)
2007	1 (411.3)



LAST GAME: PATRIOTS VS. JETS

PATRIOTS 29, NEW YORK JETS 26 (OT)

October 21, 2012 ★ Gillette Stadium

	1	2	3	4	OT	Final
New York Jets	7	3	3	13	—0	26
New England Patriots	14	2	7	3	—3	29

Rob Ninkovich forced and recovered a fumble on a sack of Jets QB Mark Sanchez in overtime to seal a 29-26 victory and push the Patriots into first place in the AFC East.

New England went in front on a 48-yard field goal by K Stephen Gostkowski on the first possession of overtime. Under the new overtime format, each team gets the ball unless the first team with the ball scores a touchdown. So, the Jets got the ball back after the Patriots managed a field goal.

With the Jets trying to drive for at least a game-tying field goal, Ninkovich and Jermaine Cunningham combined on the sack and Ninkovich punched the ball loose and recovered at the Jets' 25-yard line. After a required replay, the rule was upheld and the Patriots escaped with a win despite squandering a 10-point fourth quarter lead in the final six minutes of regulation.

The Jets rallied from a 23-13 deficit on a 7-yard touchdown pass from Sanchez to TE Dustin Keller and a 43-yard field goal by K Nick Folk to take a 26-23 lead with 1:37 left to play. The Jets go-ahead field goal was set up when they forced and recovered a fumble by Devin McCourty on a kickoff return that allowed the Jets to start a drive at the New England 18-yard line.

QB Tom Brady led a 6-play, 54-yard drive to get in position for Gostkowski's 43-yard field goal as time expired to send the game into overtime. Brady led a 12-play, 54-yard drive to set up Gostkowski's 48-yarder in over time.

New England took a 16-10 first half lead after scoring on offense, defense and special teams. After the Jets took their opening possession and took a 7-0 lead, McCourty returned the ensuing kickoff 104 yards for a touchdown to tie the game. Then the offense came through on their next possession, marching 58 yards on seven plays before Brady connected with TE Rob Gronkowski on a 17-yard touchdown pass for a 14-7 lead. The Patriots defense followed early in the second quarter when it forced a safety. Vince Wilfork got good penetration and Sanchez fumbled a handoff to RB Shonn Greene on a play from the Jets' 12-yard line. The fumbled ball rolled into the end zone where Sanchez deliberately kicked the ball out of the end zone.

Folk kicked a 54-yard field goal as time expired in the first half to make it 16-10 at the break and then the Jets opened the second half with an 11-play, 65-yard drive that set up a 21-yard field goal to make it 16-13. New England answered with an 83-yard drive that ended when Brady connected with Gronkowski for their second touchdown on a 2-yard score.

PATRIOTS TIE RAMS FOR MOST CONSECUTIVE GAMES WITH 350 OR MORE YARDS

The Patriots gained a total of 381 yards of offense against the Jets, and have now gained at least 350 total yards in 16 consecutive games, tying the 1999-2000 St. Louis Rams for the longest such streak in NFL history.

DEVIN MCCOURTY HAS A 104-YARD KICKOFF RETURN FOR A TOUCHDOWN; SECOND LONGEST KICKOFF RETURN IN TEAM HISTORY

Devin McCourty had a 104-yard kickoff return for a touchdown in the first quarter, the second longest kickoff return in team history. Ellis Hobbs has the longest in team history with a 108-yard return for a touchdown at the New York Jets on Sept. 9, 2007. McCourty's scoring return was the Patriots' 25th kickoff return for a touchdown and was the sixth kickoff return of at least 100 yards in team history. McCourty's return was the first kickoff return for a touchdown for New England since Brandon Tate had a 103-yard return at Miami on Oct. 4, 2010.

DEFENSE WALKS OFF WITH THE WIN

Rob Ninkovich and Jermaine Cunningham combined on a 15-yard sack of Mark Sanchez in overtime, and Ninkovich forced and recovered a Sanchez fumble on the play, giving the Patriots possession and ending the game with a 29-26 overtime win for New England. The forced fumble was Ninkovich's team-leading fourth of the season, and his fourth forced fumble in as many weeks. Mike Vrabel had five forced fumbles in 2007, which was the most for any Patriots player within the last 20 years.

GOSTKOWSKI TIES IT, THEN WINS IT, AND CONTINUES TO PERFORM IN THE CLUTCH

Stephen Gostkowski nailed a 43-yard field goal as time expired in regulation to tie the game at 26 and send the contest into overtime, and then hit a 48-yarder in overtime to give the Patriots a 29-26 lead that served as the eventual winning margin. The overtime field goal was Gostkowski's second career game-winner in overtime, with his other overtime game-winner coming on Oct. 17, 2010, with a 35-yarder vs. the Baltimore Ravens that gave New England a 23-20 win. Following his two field goals today, Gostkowski is now 23-for-25 (92 percent) in his career in the fourth quarter or overtime when the score of the game is within seven points. He has now hit 22 of his last 23 such attempts (95.7 percent) since the 2007 season.

BRADY HAS 35TH CAREER GAME-WINNING PERFORMANCE

Tom Brady engineered his 35th career game-winning performance to lead his team to victory following a fourth-quarter deficit or tie. New England trailed the Jets 26-23 and gained possession at its own 21-yard line with 1:37 remaining. From there, Brady led a 6-play, 54-yard drive that ended in a 43-yard field goal from Stephen Gostkowski as time expired to send the game to overtime. In the extra frame, Brady led a 12-play, 54-yard drive that set up Gostkowski's 48-yarder to give the Patriots a 29-26 lead.

PATRIOTS ARE PROFICIENT IN OVERTIME

The Patriots' 29-26 overtime victory against the Jets raised Tom Brady's career record in overtime to 9-1, including 8-1 in the regular season and 1-0 in the playoffs. New England is 4-1 in overtime at Gillette Stadium, and Bill Belichick is now 10-3 in overtime as Patriots head coach.

PATRIOTS ARE PERFECT WHEN WEARING THROWBACKS AT HOME

The Patriots are now 6-0 when wearing throwback uniforms at home. New England has worn uniforms featuring the old "Pat Patriot" logo at home six times since switching to the current logo in 1993.

PATRIOTS RECORD FIRST SAFETY SINCE 2006

The Patriots registered a safety for the first time since 2006 when Jets QB Mark Sanchez fumbled a handoff that rolled into the end zone before Sanchez kicked it out of the end zone in the second quarter, giving the Patriots a 16-7 lead. The last time the Patriots had a safety was when Ty Warren sacked JP Losman in the end zone vs. Buffalo on Sept. 10, 2006. Today's safety against the Jets was the 26th safety in team history.

ROB GRONKOWSKI HAS FIRST GAME OF 2012 WITH TWO TOUCHDOWNS

Rob Gronkowski scored on a 17-yard touchdown in the first quarter and a 2-yard touchdown in the third quarter for his first two-touchdown receiving game of 2012 and the 10th game of his career with two or more touchdown receptions in a game.

SHANE VEREEN HAS FIRST NFL START; SETS CAREER-HIGH WITH 49 YARDS

2011 second round pick RB Shane Vereen made his first NFL start and finished the game with a career-high 49 yards on eight carries. Vereen started the game with two runs of 10 or more yards, gaining 10 yards on the first play and 14 yards on the second play.



PATRIOTS TEAM NOTES

GIL SANTOS – THE VOICE OF THE PATRIOTS

For most Patriots fans, there has been but one "Voice of the New England Patriots" and it belongs to Gil Santos. Now in his 36th season, Santos has articulated the sights, sounds and all the play-by-play action for 734 games to millions of Patriots fans. Santos is tied with the Philadelphia Eagles' veteran play-by-play announcer, Merrill Reese, as the two most tenured radio broadcasters in the NFL. Santos began calling games for the Boston Patriots at Fenway Park in 1966. He was the voice of the Patriots for the next 14 seasons (1966-79). He returned to the booth in 1991 and has broadcast every Patriots game since then.



PATRIOTS NAME 2012 TEAM CAPTAINS

The Patriots team captains are the same six who served as captains in 2011. The Patriots' 2012 captains were elected by their teammates. Quarterback Tom Brady and G Logan Mankins are the offensive captains. Nose tackle Vince Wilfork, LB Jerod Mayo and CB Devin McCourty are the defensive captains. Wide receiver Matthew Slater is the special teams captain. Brady has been chosen as a captain for the 11th straight season. Wilfork is a captain for the fifth straight season, while Mayo, is in his fourth season serving as a captain. Mankins, McCourty and Slater are captains for a second time.

TOM BRADY AND WELKER SCORE ON A 99-YARD PASS

Tom Brady connected with Wes Welker on a 99-yard touchdown in the fourth quarter of the 2011 season-opener at Miami (9/12/11). The 99-yard play tied the NFL record for the longest offensive play, which has been accomplished 14 times.

(13) 99-YARD PASS PLAYS

Frank Filchock to Andy Farkas, Wash. vs. Pitt. – Oct. 15, 1939
George Izo to Bobby Mitchell, Wash. vs. Clev. – Sept. 15, 1963
Karl Sweetan to Pat Studstill, Det. vs. Balt. – Oct. 16, 1966
Sonny Jurgensen to Gerry Allen, Wash. vs. Chic. – Sept. 15, 1968
Jim Plunkett to Cliff Branch, LA Raiders vs. Wash. – Oct. 2, 1983
Ron Jaworski to Mike Quick, Phil. vs. Atl. – Nov. 10, 1985
Stan Humphries to Tony Martin, SD. vs. Sea.. -Sept. 18, 1994
Brett Favre to Robert Brooks, GB vs. Chic. – Sept. 11, 1995
Trent Green to Marc Boerigter, KC vs. SD. – Dec. 22, 2002
Jeff Garcia to Andre Davis, Clev. vs. Cin. – Oct. 17, 2004
Gus Ferrotte to Bernard Berrian, Minn. vs. Chi. – Nov. 30, 2008

Tom Brady to Wes Welker, NE at Mia. – Sept. 12, 2011
Eli Manning to Victor Cruz, NY Giants at NY Jets – Dec. 24, 2011

(1) 99-YARD RUN PLAY

Tony Dorsett, Dal. vs. Minn.- Jan. 3, 1983

ANNUAL ACHIEVEMENTS

The Patriots won more than half of their games for the 11th straight year with a 13-3 record in 2011. They are the first team to win more than half of their games in 11 straight seasons since fever agency began in 1993.

The Patriots are the fourth team to win more than half of their games in 11 straight seasons since the 1970 AFL-NFL merger, joining the 49ers (16 straight from 1983-1998), the Cowboys (16 straight from 1970-85) and the Raiders (11 straight from 1970-80).

The Patriots have now won nine or more games in 15 of the 18 seasons Robert Kraft has owned the team.

MOST CONSECUTIVE WINNING SEASONS (since 1970 merger)

San Francisco (1983-98)..... 16
Dallas (1970-85)..... 16
New England (2001-11).....11
Oakland (1970-80)..... 11

PATRIOTS HAVE THE MOST 9+ WIN SEASONS SINCE 2001

The Patriots are the only team in the NFL to have recorded nine or more wins in each of the last 11 seasons.

MOST SEASONS OF 9+ WINS SINCE 2001

New England.....11
Pittsburgh..... 9
Indianapolis..... 9
Philadelphia..... 8

PATRIOTS WIN 10+ FOR THE NINTH STRAIGHT YEAR

New England has reached at least 10 regular-season wins for nine consecutive seasons, joining San Francisco (16) and Indianapolis (9) as the only teams to accomplish the feat.

Team	Years	Consecutive Seasons with 10+ Wins
San Francisco	1983-1998	16
New England	2003-present	9
Indianapolis	2002-2010	9

PATRIOTS EARNED NUMBER ONE SEED IN AFC PLAYOFF FIELD FOR SECOND STRAIGHT SEASON

The Patriots were the number one seed in the AFC playoff field for the second straight season in 2011. The Patriots have now earned the number one seed four times (2011, 2010, 2007 and 2003) in the past nine seasons. New England is the first team since Philadelphia (2002, 2003 and 2004) to have the top seed in its conference in at least two straight years and is the first AFC team to have the first seed in two straight years since Buffalo in 1990 and 1991.

PATRIOTS SET THE NFL RECORD FOR MOST CONSECUTIVE GAMES AT .500 OR BETTER

The loss to Baltimore on Sept. 23, 2012 ended the Patriots run of 145 consecutive games at .500 or better, the longest such streak in NFL history. Dallas had the second longest streak ever with 115 games at .500 or better (1965-1974). At 1-2, the Patriots were under .500 for the first time since starting the 2003 season with an 0-1 record.

PATRIOTS WICKED GOOD IN OCTOBER

The Patriots are 34-7 in the month of October since the 2003 season and have won 25 out of their last 29 October games. The Patriots are 20-1 at home and 14-6 on the road during that time in October. The Patriots only home loss during that time was a 41-17 victory by the visiting San Diego Chargers on October 2, 2005.

NFL'S TOP OCTOBER RECORDS SINCE 2003

Team	W	L	T	Pct.
New England Patriots	34	7	0	.829
New York Giants	30	9	0	.769
Indianapolis Colts	24	12	0	.667
Pittsburgh Steelers	24	13	0	.649

DIVISIONAL DOMINANCE I

The New England Patriots own a 55-15 (.786) record in regular season AFC East games since the beginning of the 2001 season, compiling the best intra-division record of any team in the NFL.

NFL'S TOP DIVISIONAL RECORDS SINCE 2001

Team	W	L	T	Pct.
New England Patriots	55	15	0	.786
Pittsburgh Steelers	51	20	0	.718
Green Bay Packers	49	20	0	.710
Indianapolis Colts	47	22	0	.681

AFC EAST DIVISIONAL RECORDS SINCE 2001

Team	W	L	T	Pct.	Div. Titles	Years
New England	55	15	0	.785	9	2001, 03-07, 09-11
New York Jets	36	35	0	.507	1	2002
Miami	29	40	0	.420	1	2008
Buffalo	21	49	0	.300	0	---

NOTES: The Indianapolis Colts were members of the AFC East in 2001 and compiled a 3-5 divisional record that season. In 2002, the Patriots and Jets both finished with a 9-7 overall record and a 4-2 divisional record, but the Jets claimed the division title by virtue of having a better record against common opponents. In 2008, the Patriots and Dolphins both finished with an 11-5 overall record and a 4-2 divisional record, but Miami qualified for the playoffs due to a better conference record (8-4 to 7-5).



PATRIOTS TEAM NOTES

DIVISIONAL DOMINANCE II

The Patriots have the highest winning percentage in division games from November until the end of the season since 2002.

Team	W	L	T	Pct.
New England	27	7	0	.794
Indianapolis	25	9	0	.735
San Diego	25	9	0	.735
Green Bay	27	10	0	.730
Pittsburgh	27	11	0	.710

STRONG IN THE SECOND HALF

Since 2001, the Patriots have done a remarkable job of finishing the season strong, compiling an NFL-best 69-16 (.812) record in games on or after Thanksgiving.

PATRIOTS BEFORE AND AFTER THANKSGIVING SINCE 2001

Season	Pre-Thanksgiving	Post-Thanksgiving	Overall
2001	5-5 (.500)	9-0 (1.000)	14-5*
2002	6-5 (.545)	3-2 (.600)^	9-7
2003	9-2 (.818)	8-0 (1.000)	17-2*
2004	9-1 (.900)	8-1 (.889)	17-2*
2005	6-4 (.600)	5-3 (.625)	11-7*
2006	7-3 (.700)	7-2 (.777)	14-5*
2007	10-0 (1.000)	8-1 (.889)	18-1*
2008	7-4 (.636)	4-1 (.800)	11-5
2009	7-3 (.700)	3-4 (.429)	10-7*
2010	8-2 (.800)	6-1 (.857)^	14-3*
2011	7-3 (.700)	8-1 (.889)	15-4*
Totals	81-32 (.717)	69-16 (.812)	150-48

*Includes playoffs ^Includes games played on Thanksgiving

BEST RECORDS IN GAMES PLAYED ON OR AFTER THANKSGIVING SINCE 2001

(Includes regular-season and playoff games)

Team	W	L	T	Pct.
New England	69	16	0	.812
Pittsburgh	58	24	0	.707
Philadelphia	52	29	0	.642
San Diego	45	26	0	.634
Green Bay	49	29	0	.628

HOME RECORD IN DECEMBER SINCE 2002

With a 20-1 record, the New England Patriots have the best home record in December in the NFL since Gillette Stadium opened in 2002. The Patriots have won 19 straight at home in December. This year the Patriots will play three of their final four regular season games at home.

Team	W	L	T	Pct.
New England	20	1	0	.952
Green Bay	18	4	0	.818
Indianapolis	19	6	0	.760
Denver	13	5	0	.722
Philadelphia	14	6	0	.700

NFL'S TOP DECEMBER RECORD SINCE 2001

The Patriots have an NFL-best 41-5 record in the month of December since the 2001 season, including a 4-0 record in 2011.

Rk	Team	Record
1	New England Patriots	41-5
2	Philadelphia Eagles	35-12
3	Pittsburgh Steelers	34-14
4	Indianapolis Colts	31-17
5	San Diego Chargers	31-18

The Patriots have finished undefeated in December seven times since 2001: (2001 - 4-0), (2003 - 4-0), (2005 - 4-0), (2007 - 5-0), (2008 - 4-0), (2010 - 4-0) and (4-0-211).

BEST RECORDS IN THE FINAL FOUR GAMES OF THE SEASON SINCE 2006

Team	W	L	T	Pct.
New England	22	2	0	.917
San Diego	22	2	0	.917
Philadelphia	19	5	0	.792
Baltimore	18	6	0	.750

PATRIOTS TIE THE NFL RECORD FOR MOST 30-POINT GAMES IN A SINGLE SEASON

The Patriots scored 30 points 12 times in 2011 to tie the NFL record for most 30-point games in a single season. The 2007 Patriots and the 1999 St. Louis Rams also had a dozen 30 point games. The NFL record for most consecutive 30-point games in a single season is eight by the 2007 and 2010 Patriots and the 2000 St. Louis Rams. The Patriots have scored 30 points or more in four of their first seven games so far in 2012.

TWO PLAYERS WITH 100 YARDS FOR THE FIFTH TIME IN 2011

The Patriots had five games with two players over 100 yards receiving in 2011.

2011 games with two receivers reaching 100 yards

- Wes Welker (160) and Aaron Hernandez (103) at Miami (9/12/11)
- Welker (217) and Rob Gronkowski (109) at Buffalo (9/25/11)
- Welker (136) and Gronkowski (101) vs. NY Giants (11/6/11)
- Welker (115) and Deion Branch (125) at Philadelphia (11/27/11)
- Gronkowski (108) and Hernandez (138) vs. Buffalo (1/1/12).

The Patriots had back-to-back weeks with two receivers over 100 yards in 2012 - at Baltimore (9/23) - (Wes Welker 142 and Brandon Lloyd 108) and at Buffalo (9/30) - (Welker 129 and Rob Gronkowski 106). The Patriots have had back-to-back games with two receivers reaching 100 yards four times in team history.

PATRIOTS SCORE TOUCHDOWNS IN 2012

The Patriots are tied for second in the NFL in 2012 with 24 touchdowns. The Patriots are on pace to finish with 55 total touchdowns, which would be fourth in team history to the 75 scored in 2007, the 65 scored in 2010 and the 61 in 2011.

MOST TOUCHDOWNS IN A SEASON / PATRIOTS

75 in 2007
65 in 2010
61 in 2011
52 in 1961 and 1980

2012 PATRIOTS LEAD THE NFL WITH 165 POINTS

The Patriots are first in the NFL with 217 points in 2012 and are on pace for 496 points. Last season, the Patriots became the third team to ever have at least five straight 400-point seasons. Indianapolis had five straight (2003-07) and San Diego has a current streak of eight straight 400 point seasons (2004-11).

MOST POINTS SCORED IN A SEASON BY THE PATRIOTS

589 in 2007
518 in 2010
513 in 2011
441 in 1980

PATRIOTS ON POINT IN 2012

The Patriots are first in the NFL with an average of 31.0 points per game so far in 2012. If they keep that pace it would be fourth in team history.

HIGHEST AVG. POINTS PER GAME BY THE PATRIOTS

36.8 in 2007
32.4 in 2010
32.1 in 2011
29.5 in 1961

PATRIOTS SET FRANCHISE RECORD FOR MOST TOTAL NET YARDS IN 2011; ARE ON PACE TO BREAK THAT RECORD IN 2012

The Patriots have 3,053 net yards through the first seven games in 2012 and are on pace to finish with 6,978. The Patriots finished the 2011 season with 6,848 total net yards, setting a new franchise record for most total net yards in a season. That total is fourth all-time in NFL history.

MOST TOTAL NET YARDS/SEASON PATRIOTS

6,848 in 2011
6,580 in 2007
6,357 in 2009

MOST TOTAL NET YARDS/ NFL

7,474 New Orleans in 2011
7,075 St. Louis in 2000
6,936 Miami in 1984
6,848 Patriots in 2011



PATRIOTS 2012 TEAM NOTES

2012 WHAT TO LOOK FOR

BILL BELICHICK

- Bill Belichick (196) needs six more wins to move past Dan Reeves (201) into seventh place all-time.
- Belichick (17) needs one more postseason victory to move out of a tie with Joe Gibbs into sole possession of third place all-time in postseason wins. Tom Landry (20) is in first place followed by Don Shula (19).

TOM BRADY

- Tom Brady has 49 career 300-yard games. He needs one more 300-yard game to break a tie with Hall of Famer Warren Moon for sole possession of seventh place with 50 300-yard games.
- If Brady reaches 30 or more touchdowns passes in 2012 he will become just the fifth player in NFL history with at least 30 or more touchdown passes in four seasons.
- Brady needs one more postseason victory to set the NFL record for most career postseason wins by a starting quarterback. He enters 2012 tied with Joe Montana with 16 career postseason wins.
- Brady (21) needs one more AFC Offensive Player of the Week honor to tie Peyton Manning (22) for the most Player of the Week honors in NFL history.
- If Brady reaches 4,000 passing yards in 2011, he will be just the fifth player in NFL history to reach 4,000 yards in five or more seasons: Peyton Manning (11), Dan Marino (6), Drew Brees (6) and Brett Favre (6).
- Brady has thrown at least one touchdown pass in 39 straight games. Brady's 39 straight games with at least one touchdown pass are third all-time, Drew Brees (49-current) and Johnny Unitas (47).
- Brady had at least one touchdown pass in all 16 games in each of the last two seasons and has thrown for at least one in each of the first seven games of 2012. Brady and Brees are the first two quarterbacks to throw for at least one touchdown pass in all 16 games for two straight seasons.

ROB GRONKOWSKI

- Rob Gronkowski (10 touchdowns in 2010 and 18 in 2011) can become the first tight end in NFL history with three straight 10-plus touchdown seasons. Gronkowski and Antonio Gates (13 in 2004 and 10 in 2005) are the only tight ends to have back-to-back 10-plus touchdown seasons. Gronkowski has five touchdowns in the first seven games of 2012.
- If Gronkowski has another 10-touchdown season in 2012, he will join Randy Moss (2007, 2008 and 2009) and Corey Dillon (2004, 2005, 2006) as the only Patriots with three straight 10-plus touchdown seasons and three 10-plus seasons overall.
- Gronkowski has 32 receiving touchdowns and 33 touchdowns overall (32 receiving and 1 rushing) since 2010. The NFL record for most receiving touchdown in a player's first three NFL seasons is 43 by Randy Moss and the NFL record for most touchdowns overall by a player in his first three NFL seasons is 47 by Barry Sanders (4 receiving and 43 rushing).

CHANDLER JONES

- Chandler Jones has three forced fumbles in 2012. Mike Vrabel had five forced fumbles in 2007, the most by a player in the last 20 years.
- Jones has a team-leading 5.0 sacks. The Patriots rookie record for most sacks in a season is 10.5 by Garin Veris in 1985. The NFL rookie record is 14.5 by Jevon Kearse with Tennessee in 1999.

WES WELKER

- If Wes Welker reaches 100 receptions in 2012, he will become the first player in NFL history with five 100-catch seasons.
- Welker now has 16 10-plus catch seasons and needs two more 10-plus catch games to become the NFL's all-time leader. Jerry Rice is in first place with 17 10-reception games, followed by Marvin Harrison (16) and Welker (16).
- Welker (15) needs one more game with 10 receptions and 100 receiving yards to break a tie with Jerry Rice (15) for the most in NFL history.

PATRIOTS DEFENSE HOLDS TENNESSEE TO JUST 20 YARDS RUSHING IN 2012 OPENER

The Patriots defense held the Titans to just 20 yards rushing on 16 attempts for a 1.3-yard average in the 2012 season opener. The 20 yards rushing allowed are the fifth-lowest total in Patriots history and the lowest total since holding Buffalo to 14 yards rushing on Dec. 11, 2005 in Buffalo.

FEWEST YARDS ALLOWED RUSHING IN A GAME

2 at San Diego, Dec. 17, 2001

14 at Buffalo, Dec. 11, 2005

14 vs. Kansas City, Oct. 11, 1998

19 vs. Houston, Nov. 1, 1963.

20 at Tennessee, Sept. 9, 2012

20 vs. Seattle, Dec. 4, 1988

PATRIOTS HAD TWO RUNNING BACKS REACH 100 YARDS RUSHING AT BUFFALO IN 2012

Rookie RB Brandon Bolden (137) and RB Stevan Ridley (106) both rushed for over 100 yards at Buffalo on Sept. 30. It is the first time the Patriots had two 100-yard rushers in the same game since Nov. 23, 1980 at Baltimore Colts when Don Calhoun (106) and Vagas Ferguson (100) each had 100 yards rushing.

2012 PATRIOTS HAVE FIRST BACK-TO-BACK 200 YARD RUSHING GAMES SINCE 1978

The Patriots had more than 200 rushing yards in back-to-back games for the first time since 1978. Vs. Denver (10/7), New England finished the game with a total of 251 rushing yards on 54 carries. The previous week at Buffalo (9/30), New England had a total of 247 rushing yards. The last time New England had 200-plus rushing yards in consecutive games was when it followed a 213-yard performance on Dec. 3, 1978 at Dallas with a 249-yard effort against Buffalo on Dec. 10, 1978. It is the 69th time in franchise history that they have rushed for 200 yards in a game. It is the most rushing yards in a game since gaining 277 at Oakland on Dec. 14, 2008.

SECOND TIME IN NFL HISTORY A TEAM HAS TWO 100-YARD RUSHERS, TWO 100-YARD RECEIVERS AND A 300-YARD PASSER

The Patriots had two 100-yard rushers (Brandon Bolden 137 and Stevan Ridley 106), two 100-yard receivers (Wes Welker 129 and Rob Gronkowski 104) and a 300-yard passer (Tom Brady 340) in the win at Buffalo (9/30) for the first time in team history. It is the second time in NFL history that feat has been accomplished. Green Bay was the first team to do so on Dec. 28, 2008 in a win vs. Detroit when Ryan Grant (106) and DeShawn Wynn (106) rushed for over 100 yards, Donald Driver (111) and Greg Jennings (101) went over 100 yards receiving and Aaron Rodgers (308) passed for over 300 yards.

PATRIOTS TIED A TEAM RECORD WITH FOUR RUSHING TOUCHDOWNS AT BUFFALO

The Patriots tied a team record with four rushing touchdowns in the win at Buffalo (9/30). It is the seventh time and the first time since Oct. 16, 1983 vs. San Diego that the Patriots scored on four rushing touchdowns in a game.

PATRIOTS OFFENSE GAINS 580 YARDS AT BUFFALO IN 2012

The Patriots chalked up 580 yards in total offense at Buffalo (9/30), the fourth most in team history. It is the 14th time in team history that the Patriots have recorded at least 500 total yards on offense. It is the ninth time under Bill Belichick that the Patriots have accomplished the feat.

MOST TOTAL NET YARDS/GAME

622 at Miami, Sept. 12, 2011

619 vs. Tennessee, Oct. 18, 2009

597 vs. N.Y. Jets, Sept. 9, 1979

580 at Buffalo, Sept. 30, 2012.



PATRIOTS 2012 TEAM NOTES

PATRIOTS SET TEAM RECORD WITH 35 FIRST DOWNS IN THE WIN VS. DENVER

The Patriots gained a total of 35 first downs vs. Denver (10/7), marking the highest total in franchise history. New England had 18 first downs rushing, 16 first downs passing, and one first down by penalty. The previous team record for most first downs in a game was 34, achieved against the Washington on Oct. 28, 2007.

PATRIOTS ARE FIRST TEAM SINCE THE NFL MERGER TO REGISTER THREE STRAIGHT GAMES WITH 30 OR MORE FIRST DOWNS

The Patriots are the first team since the 1970 AFL-NFL merger to have recorded 30 or more first downs in three straight games with 33 at Baltimore (9/23), 33 at Buffalo (9/30) and a team-record of 35 vs. Denver (10/7).

PATRIOTS SCORE 45 SECOND HALF POINTS TO TIE A TEAM RECORD FOR MOST POINTS IN A HALF

The Patriots scored 45 points in the second half at Buffalo (9/3), including 31 points in the fourth quarter. It is tied for the highest total in a half in franchise history. The Patriots scored 45 first half points vs. Tennessee on Oct. 18, 2009 in a 59-0 win. The 31 fourth quarter points are the most in a quarter since scoring 35 second quarter points in the Titans game. In addition, the 45 points are the most by a team that trailed after halftime since the Giants had a 48 point second half vs. Baltimore on Nov. 19, 1950.

MOST POINTS/SECOND HALF

49	Chicago Bears vs. Philadelphia, Nov. 30, 1941
48	Chicago Cardinals vs. Baltimore, Oct. 2, 1950
48	N.Y. Giants vs. Baltimore, Nov. 19, 1950
45	Patriots at Buffalo, Sept. 30, 2012
45	Cincinnati vs. Houston, Dec. 17, 1972

MOST POINTS IN A HALF OVERALL

49	Green Bay vs. Tampa Bay, Oct. 2, 1983
49	Chicago Bears vs. Philadelphia, Nov. 30, 1941
48	Buffalo vs. Miami, Sept. 18, 1966
48	Chicago Cardinals vs. Baltimore, Oct. 2, 1950
48	N.Y. Giants vs. Baltimore, Nov. 19, 1950
45	Patriots at Buffalo, Sept. 30, 2012
45	Philadelphia vs. Washington, Nov. 15, 2010
45	Patriots vs. Tennessee, Oct. 18, 2009
45	Seattle vs. Minnesota, Sept. 29, 2002
45	Houston vs. Cleveland, Dec. 9, 1990
45	Indianapolis vs. Denver, Oct. 31, 1988
45	Cincinnati vs. Houston, Dec. 17, 1972
45	Green Bay vs. Cleveland, Nov. 12, 1967

PATRIOTS TIE RAMS FOR MOST CONSECUTIVE GAMES WITH 350 OR MORE YARDS

The Patriots gained 381 yards in the vs. the Jets (10/21) and have now gained at least 350 total yards in 16 consecutive games, tying the St. Louis Rams for the longest such streak in NFL history.

Team	Years	Consecutive 350-Yard Games
Patriots	2011-present	16
St. Louis	1999-2000	16
San Diego	1982-1983	14
San Diego	1981-1982	13
Indianapolis	2008-2009	13

2012 PATRIOTS OFFENSE ON PACE TO SET THE NFL RECORD FOR MOST FIRST DOWNS IN A SEASON

The Patriots have 203 first downs through seven games this season, giving them an average of 29 per game and a pace to finish the year with 464, which would smash the NFL record of 416 total first downs by New Orleans in 2011.

NFL RECORD FOR MOST FIRST DOWNS IN A SEASON

416	New Orleans in 2011
399	New England in 2011
398	Kansas City in 2004

NFL'S BEST AT HOME

Since their state-of-the-art facility opened at the beginning of the 2002 season, the Patriots own the NFL's best record at home overall. The Patriots own an overall record of 69-14 (.831) at Gillette Stadium in regular season games and a 78-16 (.830) record including playoffs.

BEST HOME RECORDS SINCE 2002 (including playoffs)

Team	W	L	T	Pct.
New England	78	16	0	.830
Baltimore	66	21	0	.759
Pittsburgh	66	23	1	.739
Indianapolis	68	25	0	.731
Green Bay	59	30	0	.663
Seattle	59	30	0	.663
San Diego	58	30	0	.659
Philadelphia	57	34	0	.626

PATRIOTS ARE SHARP AT GILLETTE

The Patriots concluded a 20-game home winning streak with a 24-20 loss to the New York Giants on Nov. 6, 2011. It was the longest home win streak in team history. The Patriots own an overall record of 69-14 (.831) at Gillette Stadium in regular season games.

The teams with the highest winning percentage at a stadium since 1970 (minimum 25 games):

Team	Stadium	W-L-T	WIN PCT.
New England	Gillette Stadium	69-14	.831
Miami	Orange Bowl	101-22-1	.819
Pittsburgh	Heinz Field	67-22-1	.750
Minnesota	Metropolitan Stadium	64-23-1	.733
LA Rams	Memorial Coliseum	53-20-2	.726

LONGEST HOME WINNING STREAK / PATRIOTS HISTORY (REG. SEASON)

Streak	First Win	Last Win
20	Dec. 12, 2008	Oct. 16, 2011
18	Dec. 29, 2002	Sept. 8, 2005
12	Nov. 26, 2006	Sept. 7, 2008
10	Sept. 18, 1976	Oct. 30, 1977

PATRIOTS FORCE TURNS

The Patriots lead the NFL with a +134 turnover margin since the 1994 season. The Patriots are first in the NFL with a +11 turnover margin in 2012.

NFL TURNOVER MARGIN SINCE 1994

Rank	Team	Turnover Margin
1.	New England	+134
2.	Kansas City	+88
3.	Green Bay	+73

WHAT'S THE POINT?

During the past 12 seasons, the Patriots defense has always ranked higher in fewest points allowed than in yards allowed except for 2007 when both ranked fourth. The Patriots finished 15th in the NFL on defense by allowing an average of 21.4 points per game in 2011.

	Avg. Points Allowed	Avg. Yds Allowed
2012	23.2 (19)	376.0 (23)
2011	21.4 (15)	411.1 (31)
2010	19.6 (8)	365.5 (25)
2009	17.8 (5)	320.2 (11)
2008	19.3 (8)	309.0 (10)
2007	17.1 (4)	288.3 (4)
2006	14.8 (2)	294.4 (6)
2005	21.1 (17)	330.2 (26)
2004	16.3 (2t)	310.6 (9)
2003	14.9 (1)	291.6 (7)
2002	21.6 (17)	336.1 (23)
2001	17.0 (6)	334.5 (24)
2000	21.1 (17)	334.6 (20)



PATRIOTS SUSTAINING SUCCESS

PATRIOTS ARE MOST FREQUENT SUPER BOWL TEAM OVER LAST 30 YEARS

The Patriots won their seventh conference championship since the 1985 season, and have won more conference titles than any other team over the last 30 years (since 1982). Additionally, the Patriots' six conference titles over the last 25 years are two more than the next closest teams, and New England's six conference championships in the last 20 years are also more than any other team. New England also has more conference titles over the last 15 years (5) and over the last 10 years (4) than any other team. The Patriots' two conference titles in the last five years are tied with Pittsburgh and the New York Giants for the most over that span.

Most Conference Championships in Last 5 Years (2007-2011)

New England	2
Pittsburgh.....	2
N.Y. Giants	2
New Orleans.....	1
Indianapolis.....	1
Green Bay	1
Arizona.....	1

Most Conference Championships in Last 10 Years (2002-2011)

New England	4
Pittsburgh.....	3
Indianapolis.....	2
N.Y. Giants	2
9 Other Teams.....	1

*-Pending Results of 2011 NFC Championship Game

Most Conference Championships in Last 15 Years (1997-2011)

New England	5
Pittsburgh.....	3
N.Y. Giants	3
Denver	2
Green Bay	2
Indianapolis.....	2
St. Louis Rams.....	2

Most Conference Championships in Last 20 Years (1992-2011)

New England	6
Pittsburgh.....	4
Dallas.....	3
Green Bay	3
N.Y. Giants	3
Buffalo	2
Denver	2
Indianapolis.....	2
St. Louis	2

Most Conference Championships in Last 25 Years (1987-2011)

New England	6
Buffalo	4
Denver	4
Pittsburgh.....	4
N.Y. Giants	4
Dallas.....	3
Green Bay	3
San Francisco.....	3

Most Conference Championships in Last 30 Years (1982-2011)

New England	7
Denver	5
N.Y. Giants	5
Buffalo	4
Pittsburgh.....	4
San Francisco.....	4
Washington	4
Dallas.....	3
Green Bay	3

WHAT HAVE YOU DONE FOR ME LATELY?

Since the 2009 season, the Patriots have maintained their spot atop the NFL in terms of regular season winning percentage and regular season points scored. Since the beginning of the 2010 season, the Patriots have the NFL's highest winning percentage and have scored the most points in the NFL. Since 2011, the Patriots are tied for the third-best winning percentage and have scored the second-most points.

HIGHEST WINNING PERCENTAGE SINCE 2009

Team	W	L	T	Pct.	PF	PA
New England Patriots	41	14	0	.745	1675	1103
Green Bay Packers	40	15	0	.727	1593	1051
New Orleans Saints	39	15	0	.722	1617	1169
Atlanta Falcons	38	16	0	.704	1350	1076
Baltimore Ravens	38	17	0	.691	1300	958
Pittsburgh Steelers	36	18	0	.667	1208	915
San Diego Chargers	33	21	0	.611	1449	1156
Philadelphia Eagles	32	22	0	.593	1367	1167

HIGHEST WINNING PERCENTAGE SINCE 2010

Team	W	L	T	Pct.	PF	PA
New England Patriots	31	8	0	.795	1248	818
Atlanta Falcons	29	9	0	.763	987	751
Baltimore Ravens	29	10	0	.744	909	697
Green Bay Packers	29	10	0	.744	1132	754
Pittsburgh Steelers	27	11	0	.711	840	591
New Orleans Saints	26	12	0	.684	1107	828
Chicago Bears	24	14	0	.632	849	705
New York Giants	24	15	0	.615	993	884
San Francisco 49ers	24	15	0	.615	850	675

HIGHEST WINNING PERCENTAGE SINCE 2011

Team	W	L	T	Pct.	PF	PA
Green Bay Packers	19	4	0	.826	744	514
San Francisco 49ers	18	5	0	.783	545	329
New England Patriots	17	6	0	.739	730	505
Baltimore Ravens	17	6	0	.739	552	427
Atlanta Falcons	16	6	0	.727	573	463
Houston Texans	16	7	0	.696	597	406
Pittsburgh Steelers	15	7	0	.682	465	359
New Orleans Saints	15	7	0	.682	723	521

MOST POINTS SCORED SINCE 2009

Team	Points
New England Patriots	1675
New Orleans Saints	1617
Green Bay Packers	1593
San Diego Chargers.....	1449
New York Giants	1395
Houston Texans.....	1375
Philadelphia Eagles.....	1367
Atlanta Falcons	1350

MOST POINTS SCORED SINCE 2010

Team	Points
New England Patriots	1248
Green Bay Packers	1132
New Orleans Saints	1107
San Diego Chargers.....	995
New York Giants	993
Houston Texans	987
Atlanta Falcons	987
Detroit Lions	969

MOST POINTS SCORED SINCE 2011

Team	Points
Green Bay Packers	744
New England Patriots	730
New Orleans Saints	723
Detroit Lions	600
New York Giants	599
Houston Texans	597
Atlanta Falcons	573
San Diego Chargers.....	554



INSIDE THE NUMBERS

BY THE NUMBERS

3

The Patriots have lost three games in 2012 by two points or fewer. They are the first team to lose three games by two points or less in the first six games since the 1960 Dallas Texans.

3

Rookie DE Chandler Jones has forced three fumbles on sacks so far in 2012.

4

The number of forced fumbles by Rob Ninkovich in the last four games. It is the most forced fumbles by a player since Mike Vrabel had five in 2007.

5

The number of sacks by rookie DE Chandler Jones in the first seven games of the season after his first two-sack game at Seattle (10/14).

7

The number of 20-yard runs by RB Stevan Ridley. Since 2000, Corey Dillon and Antowain Smith are tied with 13 runs of 20 or more, followed by Laurence Maroney (11), Kevin Faulk (10) and Sammy Morris (9).

9

The number of times that Wes Welker has reached 100 yards receiving in a half (6 in the first half and 3 in the second).

8.6

The average of rookie Brandon Bolden on 16 carries for 137 yards at Buffalo (9/30), tied for the third highest among Patriots players with at least 15 carries in a game.

16

The Patriots extended their streak to 16 consecutive games with at least 350 total yards to St. Louis (1999-2000) for the longest streak in NFL history.

20

The number of rushing yards the Patriots defense held Tennessee to in the 2012 season opener – tied for fifth-lowest total in team history.

35

The number of first downs by the Patriots vs. Denver (10/7) to set a franchise record and make the Patriots the first team since the 1970 merger to have three straight games with 30 or more first downs.

54

The number of receptions by Wes Welker so far in 2012, putting him on pace for 123 receptions. He would become the first player in NFL history with five 100-catch seasons.

145

The loss to Baltimore (9/23) ended the Patriots run of 145 consecutive games at .500 or better, the longest such streak in NFL history. Dallas had the second longest streak ever with 115 games at .500 or better (1965-1974).

157

The number of games the Patriots have gone without suffering a three-game losing streak, the longest in the NFL. Atlanta is second with 71 straight games.

589

The number of rushing yards through the first seven games by Stevan Ridley, putting him on pace to finish the year with 1,346 yards and become the 12th Patriots player to reach 1,000 yards.

TOM BRADY BY THE NUMBERS

1

Tom Brady became the first player to follow a 500-yard performance with a 400-yard performance after Brady had back-to-back games with 517 yards and 423 yards to start 2011.

4

The number of seasons that Brady has reached 4,000 passing yards. His four 4,000-yard seasons are tied with Warren Moon and Philip Rivers for the fifth most in NFL history.

6

Brady became the sixth NFL quarterback in NFL history to have 30 or more touchdowns passes in at least three seasons.

TOM BRADY BY THE NUMBERS (continued)

13

Tom Brady is one of 13 quarterbacks in NFL history to throw for 500 or more yards after he passed for 517 in the 2011 opener at Miami.

21

The number of times Tom Brady has earned AFC Offensive Player of the Week honors, behind Peyton Manning (22) for the most Player of the Week awards earned by a player since the accolade was instituted in 1984.

39

The number of consecutive games that Brady has thrown at least one touchdown pass, third best behind 49 by Drew Brees and 47 by Johnny Unitas.

49

The number of regular season 300-yard passing games by Tom Brady, a team record.

100

The number of times that Brady has thrown two or more touchdowns in a game. The Patriots are 84-16 when he throws for two or more touchdowns.

5,235

The number of passing yards by Brady in 2011, the second most in a season in NFL history.

THE KRAFT ERA

3

The number of Super Bowl championships the Patriots have won since Robert Kraft purchased the team in 1994. That mark is the highest total in the NFL over that span. Only Denver (2; 1997 and 1998), Pittsburgh (2; 2005 and 2008) and the NY Giants (2; 2007 and 2011) have won multiple Super Bowl titles since 1994.

6

The number of conference championships the Patriots have won since Robert Kraft purchased the team in 1994. That mark is the highest total in the NFL over that span. Pittsburgh is second with four conference titles since 1994.

11

The number of division championships won by the Patriots since Kraft purchased the team in 1994.

13

The number of playoff seasons earned by the Patriots in the 18 seasons since Robert Kraft purchased the team.

19

The number of playoff games the Patriots have won since Robert Kraft purchased the team in 1994. That mark is the highest total in the NFL over that span. Pittsburgh ranks second with 17 playoff wins over that span.

29

The number of playoff games the Patriots have appeared in since 1994, the most in the NFL. Pittsburgh has the second most with 27.

198

The number of consecutive home games that have been sold out, including playoff and postseason games dating back to the 1994 season opener.

THE BELICHICK ERA

4

Bill Belichick is one of just four coaches to win three championships since the Super Bowl era began. Belichick joins three members of the Pro Football Hall of Fame in the exclusive club (Chuck Noll 4, Joe Gibbs 3 and Bill Walsh 3). Belichick is the only coach to win three Super Bowls in the post-1993 salary cap era and the only one to ever win three in four years.

196

Bill Belichick has 196 career victories as a head coach, including playoff games for 8th place all-time.



BILL BELICHICK NEWS & NOTES

THE HEAD COACH

18th season as head coach • 38th NFL season

Overall Record: 196-107 (.647)

Regular Season: 179-100 (.642)

Postseason: 17-7 (.708)

With Patriots overall: 159-62 (.719)

Super Bowl Titles: 5 (86, 90, 01, 03, 04)

Conf. Titles: 8 (86, 90, 96, 01, 03, 04, 07, 11)

Division Titles: 16 (75, 78, 86, 89, 90, 96, 98, 01, 03, 04, 05, 06, 07, 09, 10, 11)



Bill Belichick is the only head coach in NFL history to win three Super Bowl titles in a four-year span. He has won more regular season games (123) and more games overall (136) during a 10-year stretch (2002-2011) than any other coach in NFL History. In the 2007 season, Belichick led the Patriots to the fourth undefeated and untied regular season and the first since the NFL established a 16-game schedule in 1978.

BELICHICK LEADS TEAM TO 11TH STRAIGHT WINNING RECORD

Bill Belichick has led the Patriots to a winning record for 11 consecutive seasons (2001-2011). The only other NFL coach to have at least 10 consecutive winning seasons with one team since the 1970 merger was Tom Landry, who led the Dallas Cowboys to 16 consecutive winning seasons (1970-1985).

BELICHICK BECOMES FIRST COACH WITH NINE STRAIGHT SEASONS OF 10 WINS

Bill Belichick is the first coach in NFL history with nine straight seasons with at least 10 victories after guiding the Patriots to nine 10-plus seasons from 2003 through 2011.

BELICHICK FIRST IN NFL HISTORY WITH 13-PLUS WINS IN FIVE DIFFERENT SEASONS

Bill Belichick is the first head coach in NFL history with 13 or more wins in five different seasons.

2003	14-2
2004	14-2
2007	16-0
2010	14-2
2011	13-3

BELICHICK FOUR WINS AWAY FROM 200

Bill Belichick needs four more wins to become the eighth NFL coach with 200 career victories. He is currently in eighth place. Dan Reeves is in seventh place with 201 career wins.

MOST WINS NFL COACHES

Head Coach	Team(s)	Years of service	Record
1. Don Shula	BAL, MIA	33	347-173-6
2. George Halas	Chicago	40	324-151-31
3. Tom Landry	Dallas	29	270-178-6
4. Curly Lambeau	GB, Cards, WAS	33	229-134-22
5. Chuck Noll	Pittsburgh	23	209-156-1
6. M. Schottenheimer	CLE, KC, WAS, SD	21	205-139-1
7. Dan Reeves	DEN, NYG, ATL	23	201-174-2
8. Bill Belichick	CLE, NE	18	196-107-0
9. Chuck Knox	LAR, BUF, SEA	22	193-158-1
10. Bill Parcells	NYG, NE, NYJ, DAL	19	183-138-1
11. Mike Holmgren	GB, SEA	17	174-122-0
12. Joe Gibbs	Washington	16	171-101-0
13. Paul Brown	CLE, CIN	21	170-108-6

ELITE COMPANY

Bill Belichick is one of nine NFL head coaches to win three or more championships since the league began postseason play in 1933, but the only one to win three in four years. Belichick joined an exclusive club in which each of the eight other members has been enshrined in the Pro Football Hall of Fame.

HEAD COACHES WITH THREE OR MORE NFL TITLES (Listed alphabetically)

Head Coach	Championship Team(s)
Bill Belichick	Patriots (SB XXXVI, XXXVIII, XXXIX)
Paul Brown	Cleveland Browns (1950, 54, 55)
Weeb Ewbank	Baltimore Colts, New York Jets (1958, 59 SB III)
Joe Gibbs	Washington Redskins (SB XVII, XXII, XXVI)
George Halas	Chicago Bears (1921, 33, 40, 41, 46, 63)
Curly Lambeau	Green Bay Packers (1929, 30, 31, 36, 39, 44)
Vince Lombardi	Green Bay Packers (1961, 62, 65, SB I, II)
Chuck Noll	Pittsburgh Steelers (Super Bowl IX, X, XIII, XIV)
Bill Walsh	San Francisco 49ers (Super Bowl XVI, XIX, XXIII)

BELICHICK'S PATRIOTS RENAISSANCE

Once Head Coach Bill Belichick implemented his coaching design on the Patriots, his approach has given him the best record of any NFL head coach who has coached over 40 games since 2001 (including the postseason).

NFL COACHES' RECORDS SINCE 2001

Coach	Team	W	L	T	Pct.
Bill Belichick	NE	154	51	0	.751
Tony Dungy	TB/IND	101	41	0	.711
John Harbaugh	BAL	54	26	0	.675
Mike Smith	ATL	49	24	0	.671
Mike Tomlin	PIT	63	31	0	.670

AMONG THE GREATS

Bill Belichick has recorded 196 career wins, which ranks 8th all-time in NFL history. Belichick owns a career winning percentage of .647, which is third all-time, behind George Halas (.682) and Don Shula (.667).

TOP WINNING PERCENTAGE AMONG HEAD COACHES WITH AT LEAST 160 WINS (INCL. POSTSEASON)

Head Coach	Team(s)	Years	W	L	T	Pct.
George Halas	CHI	1920-29, 33-41, 46-55, 58-67	324	151	31	.682
Don Shula	BAL/MIA	1963-95	347	173	6	.667
Bill Belichick	CLE/NE	1991-95, 00-12	196	107	0	.647
Curly Lambeau	GB/CHI/WAS	1921-53	229	134	22	.630

NOTE: Winning percentage calculated using current NFL rules, counting a tie as a half-win, half-loss.

SUPER SUCCESS

Bill Belichick is one of just four head coaches to win three Super Bowl championships. Belichick is the only coach to win three Super Bowls in the post-1993 salary cap era.

MOST SUPER BOWL VICTORIES

Head Coach	Team	Titles	Seasons
Chuck Noll	PIT	4	1974, 1975, 1978, 1979
Bill Belichick	NE	3	2001, 2003, 2004
Joe Gibbs	WAS	3	1982, 1987, 1991
Bill Walsh	SF	3	1981, 1984, 1988

NOTE: Sorted by most recent championship. Super Bowls have determined NFL champion since 1966.

PLAYOFF SUCCESS

MOST PLAYOFF WINS BY AN NFL HEAD COACH

Coach	Team(s)	Wins
Tom LandryDallas Cowboys	20
Don ShulaBaltimore Colts, Miami Dolphins	19
Bill BelichickCleveland Browns, New England Patriots	17
Joe GibbsWashington Redskins	17
Chuck NollPittsburgh Steelers	16

POSTSEASON PROWESS

BEST POSTSEASON RECORDS IN NFL HISTORY

(minimum of 10 games)

Head Coach	Team(s)	W	L	Pct.
Vince Lombardi	GB/WAS	9	1	.900
Tom Flores	Oakland	8	3	.727
Bill Walsh	San Francisco	10	4	.714
Bill Belichick	CLE/NE	17	7	.708
Joe Gibbs	Washington	17	7	.708

BELICHICK IS GOOD IN DECEMBER

Bill Belichick is 43-7 (.860) in December with New England, the best record in December among head coaches with one team in NFL history (min. 25 games). George Seifert is second (27-6, .818).

BELICHICK NAMED COACH OF THE YEAR 3 TIMES

The Associated Press named Bill Belichick the NFL's Coach of the Year for 2010. It was the third time that Belichick earned the honor. He was also named Coach of the Year following the 2003 and 2007 seasons. Belichick joins Don Shula (4-time winner) and Chuck Knox as the only three-time winners.

BELICHICK FIRST WITH 14 WINS IN FOUR SEASONS

Bill Belichick guided the Patriots to an NFL-best 14-2 record in 2010. Belichick is the first head coach ever to win at least 14 regular-season games in four separate seasons. Only four other coaches — San Francisco's George Seifert (3), Washington's Joe Gibbs (2), Chicago's Mike Ditka (2) and Miami's Don Shula (2) — have more than one 14-win season.



TOM BRADY NEWS & NOTES

RECORDING SUCCESS

Tom Brady has quarterbacked the Patriots to victories in 128 of his 166 career regular-season starts, compiling a .771 winning percentage and giving him the best record of any quarterback in the Super Bowl era (since 1966). Brady reached 125 career wins in the fewest starts among quarterbacks in NFL history.



TOP WINNING PERCENTAGES IN SUPER BOWL ERA (Since 1966, Minimum 50 Starts, Regular Season Only)

Player	Team(s)	Years	W	L	T	Pct.
Tom Brady	NE	2000-12	128	38	0	.771
Roger Staubach	DAL	1969-79	85	29	0	.746
Joe Montana	SF/KC	1979-94	117	47	0	.713

ACTIVE QUARTERBACKS WINNING PERCENTAGE

Minimum 32 Starts (two full seasons), Regular Season Only

Quarterback	Team(s)	W	L	T	Pct.
Tom Brady	NE	128	38	0	.771
Matt Ryan	ATL	49	19	0	.720
Ben Roethlisberger	PIT	83	36	0	.697
Joe Flacco	BAL	49	22	0	.690
Peyton Manning	IND/DEN	144	70	0	.673
Aaron Rodgers	GB	45	24	0	.652
Philip Rivers	SD	66	36	0	.647

MOST CAREER WINS AS A STARTER

(Regular season only) Bold Indicates active players

Rk	Name	W	L	T	Pct.
1.	Brett Favre	186	112	0	.624
2.	John Elway	148	82	1	.643
3.	Dan Marino	147	93	0	.613
4.	Peyton Manning	144	70	0	.673
5.	Tom Brady	128	38	0	.771
6.	Fran Tarkenton	124	109	6	.531
7.	Johnny Unitas	119	64	4	.647
8.	Joe Montana	117	47	0	.713
9.	Terry Bradshaw	107	51	0	.677
10.	Warren Moon	102	101	0	.510

BRADY REACHES 5,000 YARDS IN 2011

Brady set a franchise record with 5,235 passing yards and joined Drew Brees (5,476 in 2011 and 5,069 in 2008), Dan Marino (5,084 in 1984) and Matthew Stafford (5,038 in 2011) as the only players in NFL history to reach 5,000 passing yards in a single season. Brady is on pace for 4,806 yards this season.

Most Passing Yards in a season

5,476	Drew Brees, New Orleans in 2011
5,235	Tom Brady, Patriots in 2011
5,084	Dan Marino, Miami in 1984
5,069	Drew Brees, New Orleans in 2008
5,038	Matthew Stafford, Detroit in 2011

NFL RECORD FOR MOST PASSING YARDS PER GAME/SEASON

Player	Team	Year	Yards/Game
Drew Brees	New Orleans	2011	342.3
Tom Brady	Patriots	2011	332.8

BRADY BECOMES SECOND PLAYER WITH TWO OR MORE SEASONS OF 39-PLUS TDS

Brady finished the 2011 season with 39 touchdown passes, marking the second highest total of his career, trailing the NFL-record of 50 he had in 2007. Brady joins Dan Marino as the only players in NFL history with at least two different seasons with 39 or more touchdown passes.

The Players with the Most Touchdown Passes in a single season in NFL history

Player	Team	Season	TDs
Tom Brady	Patriots	2007	50
Peyton Manning	Indianapolis	2004	49
Dan Marino	Miami	1984	48
Drew Brees	New Orleans	2011	46
Aaron Rodgers	Green Bay	2011	45
Dan Marino	Miami	1986	44
Matthew Stafford	Detroit	2011	41
Kurt Warner	St. Louis	1999	41
Tom Brady	Patriots	2011	39
Daunte Culpepper	Minnesota	2004	39
Brett Favre	Green Bay	1996	39

BRADY TIED NFL MARK WITH 13 STRAIGHT GAMES WITH TWO OR MORE TOUCHDOWNS

Brady threw for one touchdown against the Jets (10/9/11), snapping his streak of 13 straight games with two or more touchdown passes. Brady's streak of 13 straight games with two or more touchdowns is tied with Peyton Manning's 2004 total and Aaron Rodgers' 2011 total for the longest such streak in NFL history.

BRADY HAS 16 CAREER 4-TD GAMES AFTER GETTING TWO IN 2011

Brady's has thrown four or more touchdowns in a game 16 times with 12 four-touchdown games, two five-touchdown games and two six-touchdown games.

Most Games with 4+ Touchdown Passes

PLAYER 4+ TD Games

1. Brett Favre	23
2. Peyton Manning	22
3. Dan Marino	21
4. Drew Brees	18
4. Johnny Unitas	17
6. Tom Brady	16

CONSECUTIVE GAMES WITH AT LEAST ONE TOUCHDOWN PASS CONTINUES FOR BRADY

Brady has now thrown at least one touchdown pass in 39 straight regular season games to extend a team mark. Brady's 39 straight games are third all-time, behind Drew Brees (49-current) and Johnny Unitas (47).

Most Consecutive Games, Touchdown Passes

Player	Games
Drew Brees (2009-current)	49
Johnny Unitas (1956-60)	47
Tom Brady (2010-current)	39
Brett Favre (2002-04)	36
Dan Marino (1985-87)	30

BRADY GOES OVER 300 YARDS FOR THE 49th TIME IN HIS CAREER

Brady had his 49th NFL game with 300 or more yards passing at Seattle (10/14/12) and ranks third among active NFL quarterbacks, behind NFL-leader Peyton Manning (66) and Drew Brees (61). The Patriots are 40-9 when Brady throws for 300 or more yards.

NFL QUARTERBACK 300-YARD GAMES (*ACTIVE)

Player	300-Yard Games
Peyton Manning*	67
Dan Marino	63
Brett Favre	62
Drew Brees*	62
Kurt Warner	52
Dan Fouts	51
Warren Moon	49
Tom Brady*	49
Joe Montana	39

Brady had a career-best 11 300-yard games in the 2011 season, which is the second most 300-yard games in a single season. The NFL record for most 300-yard games in a season was set by Drew Brees in 2011.

MOST CAREER TOUCHDOWN PASSES

MOST TOUCHDOWNS CAREER

(regular season only) Bold Indicates active players

Rank	Name	Touchdowns
1.	Brett Favre	508
2.	Dan Marino	420
3.	Peyton Manning	413
4.	Fran Tarkenton	342
5.	Tom Brady	312
6.	John Elway	300
7t.	Drew Brees	295
7t.	Warren Moon	291
9.	Johnny Unitas	290
10.	Vinny Testaverde	275



TOM BRADY NEWS & NOTES

TOM BRADY'S RECORD AS A STARTER

	Reg. Season	Playoffs	Total
Overall:	128-38	16-6	144-44
Home:	71-12	10-2	81-14
Road:	57-26	6-4*	63-30*
By Yardage Total			
Less than 200:	29-13	3-1	32-14
200-299:	59-16	10-4	69-20
300 or more:	40-9	3-1	43-10
Other Records			
On Artificial Turf:	68-10	6-4	74-14
Temp. Below 40:	28-3	10-2	38-5
Thanksgiving or later:	49-9	16-6	65-15
Leading at Halftime:	98-11	11-3	109-14
Leading after 3 Qtrs:	105-8	10-3	115-11
Overtime:	8-1	1-0	9-1
Passer rating >100.0:	74-5	7-0	81-5

*Includes five Super Bowls at neutral sites

BRADY SET NFL RECORD FOR LONGEST HOME WINNING STREAK

Tom Brady set an NFL record for most consecutive home wins as a starting quarterback with his 26th straight win in a regular-season home start following the 45-3 win against the Jets (12/06/10) and extended his streak to 31 before it ended with a 24-20 loss against the New York Giants (11/6/11).

MOST CONSECUTIVE REGULAR-SEASON HOME GAMES WON AS A STARTING QUARTERBACK:

Player	Team	Years	Streak
Tom Brady	NE	2006-11	31
Brett Favre	GB	1995-98	25
John Elway	DEN	1996-98	22
Bob Griese	MIA	1971-74	20
Randall Cunningham	PHI	1990-94	20

BRADY AT 30 TOUCHDOWNS....AGAIN

Brady is the second NFL player to have at least 35 touchdowns in three different seasons.

QBs with the most 35+ passing touchdowns in NFL history

Player	35+TD Pass Seasons
Tom Brady	3 (50 in 2007, 36 in 2010 and 39 in 2011)
Brett Favre	3

Brady finished 2011 with 39 touchdowns. He became the sixth quarterback in NFL history to have 30 or more touchdown passes in at least three seasons.

MOST SEASONS WITH 30-PLUS TOUCHDOWN PASSES

Brett Favre	9
Peyton Manning	6
Dan Marino	4
Drew Brees	4
Tom Brady	3
Kurt Warner	3

BRADY REACHES 30 TDS FOR THIRD TIME

Tom Brady (39) reached 30 touchdown passes in 2011. Brady now has three 30-touchdown seasons after throwing for an NFL-leading 36 in 2010 and an NFL-record 50 in 2007. He is one of just 13 NFL players since the 1970 merger to have at least two 30 touchdown seasons. The only other Patriots quarterback to have a 30-touchdown season was Vito Parilli in 1964 when he led the AFL with 31.

BRADY SETS FRANCHISE RECORD WITH 517 PASSING YARDS

Brady set a franchise record with 517 passing yards in the 2011 season-opener at Miami (9/12). The previous high was 426 yards by Drew Bledsoe vs. Minnesota on Nov. 13, 1994. Brady's previous best was 410 passing yards vs. Kansas City on Sept. 22, 2002. Brady is one of 13 NFL quarterbacks to throw for 500 yards or more. His 517 yards are the sixth highest in NFL history.

PLAYER	TEAM	500 YARD GAME
Norm Van Brocklin	LA Rams	554 yards in 1951
Warren Moon	Houston Oilers	527 yards in 1990
Boomer Esiason	Arizona	522 yards in 1996
Dan Marino	Miami	521 yards in 1988
Matthew Stafford	Detroit	520 yards in 2011
Tom Brady	Patriots	517 yards in 2011

BRADY'S COMEBACKS

Brady has engineered 35 career game-winning performances to lead his team to a victory from a fourth-quarter deficit or tie.

Time Remaining Passing Statistics^

Date	Opp.	Score	in Reg.	Att	Cmp	Yds	TD	Int	Final
10/21/12	NYJ	23-26	1:37	9	13	95	0	0	(ot) 29-26
01/22/12	BAL*	16-20	15:00	6	3	20	0	1	23-20
12/24/11	MIA	17-17	15:00	11	8	120	0	0	27-24
10/16/11	DAL	13-16	5:13	9	11	87	1	0	20-16
12/19/10	GB	21-27	13:49	6	5	82	1	0	31-27
10/17/10	BAL	10-20	14:53	24	16	156	1	1	(ot) 23-20
09/14/09	BUF	13-24	5:32	13	11	112	2	0	25-24
12/29/07 at NYG		23-28	15:00	12	8	130	1	0	38-35
12/03/07 at BAL		17-24	14:25	17	7	113	1	0	27-24
11/25/07	PHI	24-28	15:00	16	11	109	0	0	31-28
11/04/07 at IND		10-20	9:42	10	8	144	2	0	24-20
01/14/07 at SD*		13-21	8:35	14	9	122	1	1	24-21
12/03/06	DET	13-21	13:07	15	14	101	0	0	28-21
11/26/06	CHI	10-10	14:46	7	6	98	1	0	17-13
11/13/05 at MIA		15-16	2:53	2	2	76	1	0	23-16
10/30/05	BUF	7-16	10:07	4	4	69	0	0	21-16
10/09/05 at ATL		28-28	3:52	2	2	17	0	0	31-28
09/25/05 at PIT		10-13	14:19	12	12	167	0	0	23-20
02/06/05	PHI**	14-14	15:00	4	2	33	0	0	24-21
10/03/04 at BUF		17-17	15:00	4	2	8	1	0	31-17
02/01/04	CAR**	29-29	1:08	5	4	47	0	0	32-29
01/10/04	TEN*	14-14	15:00	11	6	27	0	0	17-14
11/30/03 at IND		31-31	10:21	6	3	31	1	0	38-34
11/23/03 at HST		13-20	3:11	14	10	133	1	0	(ot) 23-20
11/03/03 at DEN		23-26	2:51	4	5	58	1	0	30-26
10/19/03 at MIA		13-13	15:00	10	7	147	1	0	(ot) 19-13
10/05/03	TEN	24-27	4:40	1	1	15	0	0	38-30
12/29/02	MIA	13-24	4:59	13	8	69	1	0	(ot) 27-24
11/10/02 at CHI		19-30	5:16	14	9	116	2	0	33-30
09/22/02	KC	38-38	0:00	5	4	46	0	0	(ot) 41-38
02/03/02	STL**	17-17	1:21	8	5	53	0	0	20-17
01/19/02	OAK*	3-13	15:00	27	20	138	0	0	(ot) 16-13
12/16/01 at BUF		6-9	5:57	13	9	116	0	0	(ot) 12-9
12/02/01 at NYJ		14-16	15:00	7	6	56	0	0	17-16
10/14/01	SD	16-26	8:48	18	13	130	1	0	(ot) 29-26

^Statistics are from the time noted until the end of the game * Divisional Playoffs ** Super Bowl

BRADY IN THE POSTSEASON

NFL ALL-TIME LEADERS / PLAYOFF VICTORIES AS STARTING QUARTERBACK

Player	Team(s)	Playoff Wins
Tom Brady	New England	16
Joe Montana	S.F./K.C.	16
Terry Bradshaw	Pittsburgh	14
John Elway	Denver	14
Brett Favre	Green Bay/Minnesota	12
Troy Aikman	Dallas	11
Roger Staubach	Dallas	11

QBs WITH 3 OR MORE SUPER BOWL VICTORIES

Quarterback	Team	Wins
Terry Bradshaw	PIT	4
Joe Montana	SF	4
Troy Aikman	DAL	3
Tom Brady	NE	3

PLAYERS WITH MULTIPLE SUPER BOWL MVP AWARDS

Player	Team	MVPs
Joe Montana	SF	3
Terry Bradshaw	PIT	2
Tom Brady	NE	2
Bart Starr	GB	2
Eli Manning	NYG	2

TOP QB HOME STARTING RECORDS SINCE 1970 MERGER (includes postseason)

Player	Team(s)	W	L	T	Pct.
Tom Brady	NE	81	14	0	.853
Terry Bradshaw	PIT	75	14	0	.843
John Elway	DEN	104	25	0	.806

BRADY HAD THREE STRAIGHT GAMES WITH 30 COMPLETIONS IN 2011

Brady tied an NFL record with three straight games with 30 completions after completing 32 at Miami (9/12), 31 vs. San Diego (9/18) and 30 at Buffalo (9/25). He shares the record with Drew Brees (2011), Steve Young (1995), Rich Gannon (2002), Kurt Warner (2008) and Peyton Manning (2010). The most 30 completion games Brady has had in a season is five in 2007.



TOM BRADY NEWS & NOTES

WINNINGEST COACH/QB TANDEM

Bill Belichick and Tom Brady have the best winning percentage among a head coach/starting quarterback tandem since the 1970 merger. The tandem's 128 wins are the most wins by any coach-QB tandem since the 1970 AFL-NFL merger.

WINNINGEST COACH/QB TANDEM SINCE 1970

(Regular Season Only – by winning percentage)

Quarterback/Head Coach	Team	W	L	T	Pct.
Tom Brady/Bill Belichick	NE	128	38	0	.771
Ken Stabler/John Madden	OAK	60	19	1	.756
Jim McMahon/Mike Ditka	CHI	46	15	0	.754
Peyton Manning/Tony Dungy	IND	73	24	0	.753

WINNINGEST COACH/QB TANDEM SINCE 1970

(Regular Season Only – by victories)

Quarterback/Head Coach	Team	W	L	T	Pct.
Tom Brady/Bill Belichick	NE	128	38	0	.771
Dan Marino/Don Shula	MIA	116	68	0	.630
Terry Bradshaw/Chuck Noll	PIT	107	51	0	.601

TOM BRADY EARNS 21ST AFC PLAYER OF THE WEEK HONOR; SECOND MOST IN NFL HISTORY

Tom Brady was named AFC Offensive Player of the Week by the National Football League for his performance in the Patriots' 52-28 victory over the Buffalo Bills (9/30/12). It is the 21st time in his career that Brady has received the AFC Offensive Player of the Week honor. Brady has the second-most Player of the Week awards earned by a player since the accolade was instituted in 1984.

THE PLAYERS WITH THE MOST CAREER PLAYER OF THE WEEK AWARDS

Player	Career	Team	POW Awards
Peyton Manning	1998-present	Colts/Broncos	22
Tom Brady	2000-present	Patriots	21
Dan Marino	1983-1999	Dolphins	18
Brett Favre	1991-2010	Packers, Jets, Vikings	16
John Elway	1983-1998	Broncos	15

BRADY SETS NFL RECORD FOR MOST PASS ATTEMPTS WITHOUT AN INTERCEPTION

Tom Brady extended his streak to 358 consecutive regular season pass attempts without an interception before throwing his first interception since Oct. 17, 2010 in the 2011 opener at Miami game (9/12). Brady eclipsed Bernie Kosar's record of 308 pass attempts on Dec. 26, 2010 at Buffalo.

MOST CONSECUTIVE PASS ATTEMPTS WITHOUT AN INTERCEPTION

358	Tom Brady (Patriots)	2010-11
308	Bernie Kosar (Cleveland)	1990-91
294	Bart Starr (Green Bay)	1964-65
279	Jeff George (IND/ATL)	1993-94
277	Rich Gannon (Oakland)	2001
271	Jason Campbell (Washington)	2007-08

BRADY HAD 11 STRAIGHT STARTS WITHOUT AN INTERCEPTION

Brady finished the 2010 season with 11 straight starts without an interception. That is the most consecutive starts without an interception in the NFL since the 1970 merger. The previous best was nine straight starts by Jason Campbell (2007-08) and Bernie Kosar (1991).

BRADY IS PATRIOTS ALL-TIME LEADING PASSER

PATRIOTS ALL-TIME LEADING PASSERS

Player	YEARS	ATT	COMP	YARDS
Tom Brady	2000-12	5,606	3,583	42,083
Drew Bledsoe	1993-01	4,518	2,544	29,657
Steve Grogan	1975-90	3,593	1,879	26,886

BRADY IS SECOND FOR MOST GAMES WITH 3 TDs AND NO INTERCEPTIONS

Player	Most Games with 3+ TD Passes and 0 Int.
Brett Favre	36
Peyton Manning	36
Tom Brady	32
Drew Brees	24
Dan Marino	18
Fran Tarkenton	18

BRADY SETS NFL RECORD WITH AT LEAST TWO TOUCHDOWNS AND NO INTERCEPTIONS

Tom Brady set an NFL record by throwing at least two touchdowns without an interception in each of the final nine games of the 2010 season. Brady passed Don Meredith's previous record of six straight games with two or more touchdowns and no interceptions (1965-66).

BRADY REACHED 3,000 YARDS IN 2011 IN JUST NINE GAMES

Brady entered the Jets game on Nov. 13, 2011 with 2,703 yards and added 329 to set the NFL record for most yards through a team's first nine games with 3,032 yards. Brady joins Drew Brees (2011) as the only players to reach 3,000 yards passing in the first nine games of a season.

Most passing yards through a team's first nine games of a season

Player	Team	Year	Passing Yards
Tom Brady	Patriots	2011	3,032
Drew Brees	Saints	2011	3,004
Phillip Rivers	Chargers	2010	2,944
Rich Gannon	Raiders	2002	2,898
Dan Fouts	Chargers	1982	2,883
Peyton Manning	Colts	2009	2,872

BRADY REACHED 4,000 YARDS IN 2011

Brady reached 4,000 yards passing for the fourth time in his career in 2011. Brady had 4,110 yards in 2005, 4,806 in 2007, 4,398 in 2009 and 5,235 in 2011.

All-time 4,000-yard passing seasons

11	Peyton Manning
6	Dan Marino
6	Drew Brees
6	Brett Favre
4	Tom Brady
4	Warren Moon
4	Philip Rivers

BRADY HAD 423 YARDS AS A FOLLOW-UP TO HIS 517 YARD PERFORMANCE IN MIAMI IN 2011

In the 2011 season opener in Miami (9/12), Brady threw for 517 yards, becoming one of 11 passers in NFL history to break the 500-yard mark. In Week 2 against San Diego (9/18), Brady became the first of those 11 500-yard passers to follow up his 500-yard performance by throwing for 400 or more yards. Before Brady's performance against the Chargers, only Drew Brees (2006) had followed-up a 500-yard game with 300 or more passing yards.

BRADY HAS 8TH GAME WITH 300 YDS AND 4 TDS

Tom Brady had his 8th game with 300 yards or more (326) and 4 TDs (and no interceptions) in a win against the Jets (12/6/10) last season. Drew Brees leads the NFL with nine such games in his career.

BRADY HAD 14 GAMES IN 2011 WITH 2 OR MORE TOUCHDOWNS

Brady had 14 games in 2011 with two or more touchdowns, tying his franchise record for most games with two or more touchdowns in a season. Brady had 14 such games in 2007. The NFL record for most games with two or more touchdown passes in a season is 15 by Dan Marino in 1984. Brady has four games in 2012 with two or more touchdowns.

BRADY HAS THIRD BEST QB RATING IN NFL HISTORY

Quarterback	Years	Team(s)	Rating
Aaron Rodgers	2005-2012	Green Bay	104.7
Steve Young	1985-99	TB/SF	96.8
Tom Brady	1998-2012	Patriots	96.4
Tony Romo	2004-2012	Dallas	95.9



PATRIOTS OFFENSIVE NOTES

BRADY THREW AT LEAST ONE TOUCHDOWN PASS IN ALL 16 GAMES IN 2011 FOR THE SECOND STRAIGHT SEASON

Brady had at least one touchdown pass in all 16 games of the 2011 season. Since the NFL went to a 16-game season in 1978, only seven quarterbacks have thrown for at least one touchdown in each game. Tom Brady and Drew Brees are the first to do so in two straight seasons (2010, 2011).

QBS WITH A LEAST ONE TD PASS IN ALL 16 GAMES IN A SEASON

Tom Brady (New England) 2010, 2011

Drew Brees (New Orleans)	2010, 2011
Daunte Culpepper (Minnesota)	2004
Brett Favre (Green Bay)	2003
Kurt Warner (St. Louis)	1999
Dan Marino (Miami)	1984, 1986
Dave Krieg (Seattle)	1984

*16-game schedule was instituted in 1978

BRADY IS ONE OF SEVEN TO THROW FOR CONSECUTIVE 400 YARD GAMES

Brady is one of just seven NFL quarterbacks to have back-to-back games with 400 or more passing yards.

NFL RECORD FOR MOST CONSECUTIVE GAMES WITH 400 OR MORE YARDS PASSING

2 Tom Brady, 2011

- 2 Cam Newton, Carolina, 2011
- 2 Matt Cassel, New England, 2008
- 2 Billy Volek, Tennessee, 2004
- 2 Phil Simms, N.Y. Giants, 1985
- 2 Dan Marino, Miami, 1984
- 2 Dan Fouts, San Diego, 1982

CLASS OF 2000

Tom Brady was the seventh quarterback selected in the 2000 NFL Draft. The Patriots selected him in the sixth round with the 199th overall pick.

Quarterbacks taken in the 2000 NFL Draft

Rd	Pick	Player	Taken By
1	18	Chad Pennington	NY Jets
3	65	Giovanni Carmazzi	San Francisco
3	75	Chris Redman	Baltimore
5	163	Tee Martin	Pittsburgh
6	168	Marc Bulger	New Orleans
6	183	Spergon Wynn	Cleveland
6	199	Tom Brady	New England

BRADY BECOMES THE 14TH PLAYER IN NFL HISTORY WITH 40,000 CAREER YARDS

Tom Brady (42,083 passing yards) entered the game at Tennessee needing 21 yards to become the 14th player in NFL history with 40,000 career passing yards and reached the feat on a 28-yard pass to TE Rob Gronkowski in the first quarter.

BRADY MOVES INTO THE TOP 10 FOR MOST PASS COMPLETIONS

Tom Brady (3,583 completions) moved past Kerry Collins (3,387) into 10th place on the NFL's all-time list for pass completions on an 11-yard pass to RB Brandon Bolden in the third quarter at Buffalo (9/30/12). Brady entered the game needing 12 completions. Fran Tarkenton is in ninth place with 3,686 career completions.

BRADY MOVES PAST KERRY COLLINS INTO 11TH PLACE ON THE PASSING YARDS LIST

Tom Brady (42,083 passing yards) moved past Kerry Collins (40,922) into 11th place on the NFL's all-time list for passing yards on a 41-yard pass to TE Rob Gronkowski in the first quarter at Buffalo (9/30/12). Drew Brees is in tenth place and enters this week's game with 42,839 passing yards.

ROOKIE BOLDEN HAS FIRST 100-YARD DAY AND FINISHES WITH AN 8.6-YARD AVERAGE

Rookie RB Brandon Bolden finished with 16 carries for 137 yards and an 8.6-yard average at Buffalo (9/30) with runs of 20 and 27 yards. His 8.6-yard average is tied for the third highest ever in a single game for the Patriots among running backs with at least 15 rushing attempts. He earned the FedEx Ground Player of the Week for his performance.

Highest Rushing Average/Single Game (min. 15 rushing attempts)

Player	Average
Curtis Martin	9.6 (17-164 vs. Washington, Oct. 13, 1996)
Tony Collins	9.2 (23-212 vs. N.Y. Jets, Sept. 18, 1983)
Brandon Bolden	8.6 (16-137 at Buffalo, Sept. 30, 2012)
Sammy Morris	8.6 (16-138 vs. Denver, Oct. 20, 2008)
Jim Nance	8.6 (17-146 at Houston, Dec. 11, 1966)

FOOTBALL RUNS IN BOLDEN'S FAMILY

Bolden's grandfather, Frank Pitts, played 10 years in the NFL (1965-74), as a receiver for Kansas City, Cleveland and Oakland. He was with Kansas City for two Super Bowls, losing Super Bowl I and winning Super Bowl IV. Said Bolden about his grandfather, "I remember being 6 years old, him popping in a highlight film of Super Bowl I and IV. I've seen that tape at least 500 times."

DEION BRANCH – SUPER BOWL XXXIX MVP

Deion Branch was awarded the Pete Rozelle Trophy as the Most Valuable Player of Super Bowl XXXIX. His 11 receptions in the game tied the Super Bowl record, also achieved by Jerry Rice, Dan Ross and Wes Welker. On the day of Super Bowl XXXIX, Deion called a dozen of his former football coaches to thank them for the support that they gave him throughout his high school, junior college and college careers. Hours after talking to his coaches, he tied the Super Bowl record with 11 receptions and was named MVP of the game. Branch has turned in his biggest performances on the greatest stage in sports, leading all receivers in Super Bowls XXXVIII and XXXIX. He recorded a combined 24 receptions in three games and owns two of the top seven receiving performances in Super Bowl history. His career reception total in the Super Bowl ranks third all-time, trailing only Jerry Rice (33) and Andre Reed (27).

DAN CONNOLLY HAS THE LONGEST KICKOFF RETURN EVER BY AN OFFENSIVE LINEMAN

Dan Connolly was named AFC Special Teams Player of the Week after he returned a kickoff 71 yards to the 4-yard line in the second quarter of the Patriots win vs. Green Bay on Dec. 19, 2010. According to the Elias Sports Bureau, it is the longest kickoff return by an offensive lineman in NFL history. The run by Connolly topped the 48-yard touchdown return by Atlanta's Mal Snyder in 1969. Previously, the longest kickoff return for a Patriots offensive lineman was a 27-yard return by G Stephen Neal on Nov. 30, 2008 vs. Pittsburgh. Connolly's previous best was a 16-yard return vs. Miami on Nov. 8, 2009.

JULIAN EDELMAN SETS FRANCHISE RECORD WITH A 94-YARD PUNT RETURN FOR A TOUCHDOWN

WR Julian Edelman set a franchise record with a 94-yard punt return for a touchdown in the second quarter vs. Miami (01/02/11). The Patriots' previous longest punt return was an 89-yard touchdown return by Mike Haynes vs. Buffalo on Nov. 7, 1976. Edelman returned his second career punt for a touchdown vs. Kansas City on Nov. 21, 2011 with a 72-yard return. He is the fourth Patriots player with two or more punt returns for a touchdown. He was named AFC Special Teams Player of the Week for his performance against Kansas City.

Most Punt Return Touchdowns/Patriots Career

- 3 Troy Brown
- 3 Irving Fryar
- 2 Julian Edelman**
- 2 Mike Haynes





PATRIOTS OFFENSIVE NOTES

EDELMAN SETS PATRIOTS RECORD FOR BEST PUNT RETURN AVERAGE IN A SEASON

Edelman set a franchise record for the best punt return average in a single season with a 15.3-yard punt return average in 2010. The previous best was a 14.8 punt return average by Mack Herron in 1974. Edelman led the AFC and finished second in the NFL with a 15.3 punt return average. Chicago's Devin Hester led the NFL with a 17.1-yard average.

Patriots Best Punt Return Average/Season

Player	Punt Rt Avg.	Year
Julian Edelman	15.3	2010
Mack Herron	14.8	1974
Troy Brown	14.2	2001

EDELMAN HAS HIGHEST PUNT RETURN AVERAGE IN TEAM HISTORY

Edelman has returned 61 punts for 743 yards during his Patriots' career and leads the franchise with a 12.2-yard average.

HIGHEST PUNT RETURN AVERAGE, PATRIOTS CAREER (20 Returns)

Player	Punt Rt Avg.	Year
Julian Edelman	12.2	2009-12(61-743)
Mack Herron	12.0	1973-75 (74-888)
Carl Garrett	11.3	1969-72 (43-487)
Wes Welker	10.8	2007-12 (97-1,050)

EDELMAN GOES FROM STANDOUT QB TO WR


Edelman began his college football career with a year at the College of San Mateo (Calif.) before transferring to Kent State where as a senior he completed 56% of his passes (153 of 275 passes for 1,820 yards) with 13 touchdowns. He was also the leading rusher, gaining 1,551 yards on 215 attempts (an average of 7.5 yards per carry) and scoring 13 touchdowns. His offensive numbers broke Kent State's single-season record for total offense set by Joshua Cribbs in 2003.

EDELMAN GOES ON DEFENSE

Late in the fourth quarter of the Patriots' 37-16 win at the Jets (11/13) last season, Edelman was pressed into service on defense and registered his first NFL tackle when he laid a hard hit on RB LaDainian Tomlinson. He continued to see action on defense throughout the season and finished the year with 14 total tackles.

GRONKOWSKI SETS NFL RECORD FOR RECEIVING YARDS BY A TIGHT END

Rob Gronkowski finished the 2011 season with 1,327 receiving yards, surpassing San Diego's Kellen Winslow's 1980 record of 1,290 receiving yards for most receiving yards in a season by a tight end. New Orleans' Jimmy Graham also broke Winslow's old record, but finished with 1,310 receiving yards, 17 shy of Gronkowski's new record.



Most Receiving Yards by Tight End in the NFL

Player	Yards	Year
Rob Gronkowski	1,327	2011
Jimmy Graham (NO)	1,310	2011
Kellen Winslow (SD)	1,290	1980
Tony Gonzalez (KC)	1,258	2004
Todd Christensen (Raiders)	1,247	1983
Jackie Smith (STL)	1,205	1967
Tony Gonzalez (KC)	1,203	2000
Pete Retzlaff (PHI)	1,190	1965
Ben Coates (NE)	1,174	1994

Most Receiving Yards by a Patriots Tight End

Player	Yards	Year
Rob Gronkowski	1,327	2011
Ben Coates	1,174	1994
Ben Coates	915	1995
Aaron Hernandez	910	2011
Marv Cook	808	1991
Don Hasselbeck	808	1981

GRONKOWSKI SETS NFL RECORD FOR RECEIVING YARDS BY A TIGHT END (continued)

Most Receptions by a Patriots Tight End

Player	Rec.	Year
Ben Coates	96	1994
Rob Gronkowski	90	2011
Ben Coates	84	1995
Marv Cook	82	1991
Aaron Hernandez	79	2011

GRONKOWSKI SETS NFL MARK FOR TOUCHDOWNS BY A TIGHT END IN A SEASON

Gronkowski set an NFL record for most touchdowns by a tight end with 18 over all touchdowns (17 receiving and 1 rushing). Gronkowski passed the old mark of 13 receiving touchdowns by Vernon Davis (SF in 2009) and Antonio Gates (SD in 2004). In addition to his 17 touchdown receptions, Gronkowski scored on a lateral in the third quarter vs. Indianapolis (12/4/11) on his first career rushing play.

MOST TOTAL TDs BY A TIGHT END IN A SINGLE NFL SEASON

18	Rob Gronkowski	NE	2011	(17 pass, 1 rush)
13	Vernon Davis	SF	2009	(13 pass)
13	Antonio Gates	SD	2004	(13 pass)

MOST TD RECEPTIONS BY A TIGHT END IN A SINGLE NFL SEASON

17	Rob Gronkowski	NE	2011	
13	Vernon Davis	SF	2009	
13	Antonio Gates	SD	2004	

GRONKOWSKI SECOND PATRIOTS TIGHT END TO REACH 1,000 YARDS

Gronkowski became the second tight end in New England Patriots history to go over 1,000 receiving yards in 2011. He moved past TE Ben Coates (1,174 yards in 1994) to set the franchise record for most receiving yards by a Patriots tight end with 1,327 yards. He is the seventh tight end in NFL history to reach 1,200 yards.

GRONKOWSKI BECOMES FIRST PATRIOTS TIGHT END TO RECORD A RUSHING TOUCHDOWN

Gronkowski scored a 2-yard touchdown on a lateral from Tom Brady in the third quarter vs. Indianapolis (12/4/11), becoming the first tight end in Patriots history to score a rushing touchdown. Gronkowski is the first NFL tight end to score a rushing touchdown since Tennessee's Bo Scaife had a 31-yard scoring run against Baltimore on Nov. 12, 2006. He is the first tight end since the 1970 merger to have two receiving touchdowns and a rushing touchdown in the same game.

LEADS AFC IN SCORING; FIRST TIME THAT A TIGHT END HAS LED A CONFERENCE IN SCORING

Gronkowski led the AFC in scoring among non-kickers with 108 points in 2011 and finished second in the NFL to Philadelphia's LeSean McCoy, who had 120 points. It is the first time in NFL history that a tight end has led his conference in scoring and the first time a tight end has led the NFL in touchdown receptions (17).

BACK-TO-BACK 10 TOUCHDOWN SEASONS

Gronkowski scored 10 touchdowns in 2010 and then scored 18 touchdowns in 2011. With back-to-back 10 touchdown seasons (10 in 2010 and 18 in 2011), Gronkowski is the second Patriots player to have back-to-back seasons with 10 or more touchdown reception seasons. Randy Moss had three straight from 2007-09.

CONSECUTIVE 10-PLUS TOUCHDOWN SEASONS / PATRIOTS HISTORY

- 3 Randy Moss – 2007, 2008, 2009
- 3 Corey Dillon – 2004, 2005, 2006
- 2 Rob Gronkowski - 2010, 2011**
- 2 BenJarvus Green-Ellis – 2010, 2011
- 2 Curtis Martin – 1995, 1996

MOST 10-PLUS TOUCHDOWN SEASONS / PATRIOTS HISTORY

- 3 Randy Moss – 2007, 2008, 2009
- 3 Corey Dillon – 2004, 2005, 2006
- 2 Rob Gronkowski – 2010, 2011**
- 2 BenJarvus Green-Ellis – 2010, 2011
- 2 Curtis Martin – 1995, 1996
- 2 Stanley Morgan – 1979, 1986



PATRIOTS OFFENSIVE NOTES

GRONKOWSKI IS SECOND TE IN NFL HISTORY WITH BACK-TO-BACK 10-PLUS TD SEASONS

Gronkowski is the second tight end ever to have back to back 10-plus touchdown seasons, joining Antonio Gates (2004-05).

CONSECUTIVE 10-PLUS TD SEASON BY A TE/NFL HISTORY

Rob Gronkowski 10 in 2010 and 18 in 2011

Antonio Gates 13 in 2004 and 10 in 2005

GRONKOWSKI IS SECOND IN NFL HISTORY TO RUSH FOR A TD, CATCH A TD, RECORD A TACKLE AND RETURN A KICKOFF IN THE SAME SEASON

In 2011, Gronkowski became the second tight end in NFL history to rush for a touchdown, catch a touchdown, record a tackle and return a kickoff in the same season. Bo Scaife was the first to accomplish the feat in 2006 with Tennessee.

GRONKOWSKI ON PACE FOR ANOTHER SOLID SEASON IN 2012

After his two-touchdown performance against the Jets (10/21), Rob Gronkowski has 35 catches for 434 yards and five touchdowns in 2012. After seven games in 2011, Gronkowski had 36 catches for 495 yards and five touchdowns. If Gronkowski keeps up his current 2012 pace, he would finish with 80 catches for 992 yards and nine touchdowns.

GRONKOWSKI REACHED 20 TDS IN FEWEST GAMES AMONG TEs IN NFL HISTORY

Gronkowski reached the 20 touchdown mark in just 26 career games, the fewest games among tight ends in NFL history.

THE TIGHT ENDS TO REACH 20 TOUCHDOWN RECEPTIONS IN THE FEWEST GAMES

Player	Team	Games to 20 TD catches
Rob Gronkowski	Patriots	26
Mike Ditka	Chicago	31
Kellen Winslow	San Diego	35
Antonio Gates	San Diego	37

GRONKOWSKI IS SECOND ON PATRIOTS LIST FOR TOUCHDOWNS BY A TIGHT END

Most Receiving Touchdowns by a Patriots Tight End

Player	TD	Years
Ben Coates	50	1991-99
Rob Gronkowski	32	2010-Present
Russ Francis	28	1975-80, 87-88
Ben Watson	20	2004-09

MOST TD CATCHES BY A PATS TIGHT END

MOST TOUCHDOWN CATCHES IN A SEASON BY A PATRIOTS TIGHT END

Player	Year	Rec	Yds	Avg	Lg	TD
Rob Gronkowski	2011	90	1327	14.7	52t	17
Rob Gronkowski	2010	42	546	13	28	10
Ben Coates	1996	62	682	11	84t	9

GRONKOWSKI'S 18 OVERALL TDS ARE SECOND MOST BY A PATRIOT IN A SEASON

Gronkowski finished the 2011 season with 18 overall touchdowns (17 receiving, 1 rushing). His 18 overall touchdowns passed Curtis Martin (17 overall in 1996) for the second highest single season total in Patriots history. Randy Moss had a franchise record 23 total touchdowns in 2007.

PATRIOTS RECORD BOOK / MOST TOUCHDOWNS IN A SEASON

Player	Season	TDs
Randy Moss	2007	23
Rob Gronkowski	2011	18
Curtis Martin	1996	17

13TH TIME AN NFL TIGHT END HAS 90 RECEPTIONS

Gronkowski finished the 2011 season with 90 receptions, posting the 13th season with 90 or more receptions by a tight end. New Orleans' Jimmy Graham (99) also eclipsed the 90-reception plateau last season.

GRONKOWSKI: NFL TIGHT END RECORD OF SEVEN GAMES OF TWO OR MORE TDS IN 2011

Gronkowski seven games with two or more touchdowns in 2012, an NFL record for a tight end. Antonio Gates (San Diego in 2004) and Jerry Smith (Washington in 1967) each had four two-touchdown games. The NFL record for most two-plus touchdown reception games in a season is eight by Randy Moss with the Patriots in 2007. Gronkowski's is tied with Cris Carter (1995) and Jerry Rice (1987) for the second most games with two or more touchdowns in a single season. Gronkowski has 10 such games in his NFL career.

MOST GAMES WITH 2+ TD RECEPTIONS/SEASON

8	Randy Moss (Patriots)	2007
7	Rob Gronkowski (Patriots)	2011
7	Cris Carter (Minnesota)	1995
7	Jerry Rice (San Francisco)	1987

GRONKOWSKI LEADS ALL NFL PLAYERS WITH 32 TOUCHDOWN RECEPTIONS SINCE 2010

Gronkowski's 32 touchdown receptions since the start of the 2010 season are the most among all NFL players during that span. Gronkowski's 33 overall touchdowns since 2010 are second, behind Arian Foster's 40 touchdowns.

Most Touchdowns Receptions by a Tight End Since 2010

Player	Touchdowns
Rob Gronkowski	32
Jimmy Graham	19
Antonio Gates	19
Vernon Davis	17
Tony Gonzalez	17
Aaron Hernandez	15
Jason Witten	15

Most Touchdown Receptions Since 2010

Player	Touchdowns
Rob Gronkowski	32
Calvin Johnson	29

GRONKOWSKI SETS TEAM MARK WITH A TD REC. IN SIX STRAIGHT GAMES

Gronkowski set a franchise record with a touchdown reception in six straight games at Washington (12/11/11). The Patriots record for most consecutive games with at least one touchdown overall is seven by Curtis Martin.

GRONKOWSKI HAS 7 CAREER 100-YARD GAMES

Gronkowski registered his seventh career 100-yard game and his first of the 2012 season after finishing with 104 yards on five receptions at Buffalo (9/30/12). In 2011, Gronkowski tied a team mark for a tight end with five 100-yard games. Ben Coates had five 100-yard games in 1994.

Most 100-yard Games by a Patriots Tight End

Player	100-Yard Games
Ben Coates	9
Rob Gronkowski	7

ALL IN THE FAMILY

Rob Gronkowski grew up playing football against his brothers in the backyard. Two of his brothers have NFL playing experience. Dan Gronkowski, finished the 2011 season with Cleveland after spending part of the season with the Patriots. He also spent time with Detroit (2009) and Denver (2010). Chris is currently playing for Denver after spending 2010 with Dallas and 2011 with Indianapolis. The Gronkowskis are among 23 different sets of three brothers to have played in the NFL and join nine other families with at least three brothers in the NFL playing at the same time. (Dan is currently out of the NFL).

Family	Brothers	Yr. in NFL at Same Time
Gronkowski	Rob, Dan, Chris	2010- 2011
Baldinger	Brian, Gary, Rich	1986-88, 90-92
Browner	Joey, Keith, Ross	1984-87
Olsen	Merlin, Phil, Orrin	1976
Saul	Rich, Bill, Ron	1970
Richardson	Gloster, Tom, Willie	1969
Rooney	Bill, Cobb, Joe	1924-27
Kinderdine	Hobby, Shine, Walt	1924
Nesser	Al, Frank, Fred, John, Phil, Ted	1921



PATRIOTS OFFENSIVE NOTES

GRONKOWSKI'S 27 TDS ARE SECOND MOST IN FIRST TWO NFL SEASONS

Most Touchdown Catches First Two NFL seasons

No.	Player
28	Randy Moss (Minnesota – 17 and 11)
27	Rob Gronkowski (10 and 17)
25	Bob Hayes (Dallas – 12 and 13)

Gronkowski has 32 touchdown receptions and 33 touchdowns overall since entering the NFL in 2010. The NFL record for most overall touchdowns in a player's first three NFL seasons is 47 by Barry Sanders (43 rushing and 4 receiving) and the record for most touchdown receptions in a player's first three NFL seasons is 43 by Randy Moss.

GRONKOWSKI IS ONE OF FIVE NFL TIGHT ENDS WITH 90-PLUS RECEPTIONS, 1000-PLUS YARDS AND 10-PLUS TOUCHDOWNS IN A SINGLE SEASON

In 2011, Rob Gronkowski joined Dallas Clark, Jimmy Graham, Tony Gonzalez and Todd Christiansen, as the only tight ends in NFL history with 90-plus receptions, 1,000-plus yards and 10-plus touchdown receptions in a single season.

TIGHT ENDS WITH 90-PLUS RECEPTIONS, 1000-PLUS YARDS AND 10-PLUS TOUCHDOWNS IN A SEASON

Player	Rec.	Yards	TDs	Year
Rob Gronkowski (NE)	90	1,327	17	2011
Jimmy Graham (NO)	99	1,310	11	2011
Dallas Clark (IND)	100	1,106	10	2009
Tony Gonzalez (KC)	96	1,058	10	2008
Todd Christensen (LAR)	92	1,247	12	1983

TIGHT END TANDEM

Ron Gronkowski (90) and Aaron Hernandez (79) combined for 169 receptions in 2011, the most by a pair of tight ends in the same season in NFL history. Jason Witten (94) and Martellus Bennett (33) combined for 127 in 2010 with Dallas for the second most. Gronkowski and Hernandez combined yardage total of 2,237 in 2011 is the most by any tight end pair in NFL history.

Most Receptions by Tight Ends, NFL History

2011	Patriots	169
1984	San Diego	163
2005	Tennessee	149

Most Receiving Yards by Tight Ends, NFL History


2011	Patriots	2,237
1984	San Diego	1,927
1983	San Diego	1,886

TIGHT ENDS COMBINE FOR 24 TDS IN 2011

Gronkowski (17) and Hernandez (7) combined for 24 touchdown receptions. In 2010, Gronkowski had 10 touchdown catches, while Hernandez had six. It is the first time in NFL history a tight end tandem has had five or more touchdowns in consecutive seasons.

AARON HERNANDEZ LEARNS FROM HIS BROTHER

The relationship between Aaron Hernandez and his older brother D.J. has taken on many roles over the years: sibling, teammate, role model and surrogate father. They played high school football together – D.J. the star senior quarterback and Aaron, the athletic, but not quite ready, freshman. When their father passed away when Aaron was 17, he relied on his brother even more. "I just followed my brother's footsteps," he told the Providence Journal. "I just tried to follow his work ethic because he did everything the right way. He was always successful." D.J., now a graduate assistant at the University of Miami, has tried to instill hard work and perseverance in his younger brother. It's paying off, as Aaron continues to thrive in the Patriots offense.



AARON HERNANDEZ ON HOW BEING A PATRIOT HAS CHANGED HIM

"This is a place that not only did it change my future from them paying me, but it just changed me as a person," he said. "You can't come here and act reckless and do your own stuff, and [I] was one of the persons that when I came here, I might've acted the way I wanted to act, but you get changed by Bill Belichick's way. You get changed by the Patriots' way. Now that I'm a Patriot, I have to start living like one, and making the right decisions for them."

HERNANDEZ PUTS UP BIG NUMBERS IN 2011

Hernandez finished the 2011 season with 79 receptions for 910 yards and seven touchdowns. The 910 yards are the fourth best in Patriots history for a tight end.

Most Receiving Yards by a Patriots Tight End

Player	Yards	Year
Rob Gronkowski	1,327	2011
Ben Coates	1,174	1994
Ben Coates	915	1995
Aaron Hernandez	910	2011
Marv Cook	808	1991

BRANDON LLOYD OWNS THIRD-HIGHEST SINGLE SEASON RECEIVING AVG.

Brandon Lloyd finished the 2010 season with an 18.8-yard average on 77 receptions for 1,448 yards, the third-highest single season receiving average in NFL history.

HIGHEST RECEIVING AVERAGE SINGLE SEASON (Min. 75 receptions)

Since 1970 NFL Merger

Player	Team	Year	Avg.
Torry Holt	St. Louis	2000	19.9 (82-1,635)
Roy Green	St. Louis	1984	19.9 (78-1,555)
Brandon Lloyd	Denver	2010	18.8 (77-1,448)

LLOYD AND THE LONG BALL

Lloyd has 28 receptions of 25 or more yards since 2010, the fifth best during that time frame, behind DeSean Jackson (32), Mike Wallace (31), Calvin Johnson (30) and Larry Fitzgerald (29). Lloyd has two receptions of 25 or more yards with New England, a 27-yard receptions at Tennessee (9/9) and a 25-yard touchdown catch at Buffalo (9/30).

MANKINS GOT A UNIQUE RIDE TO THE AFC CHAMPIONSHIP GAME

Logan Mankins' car wouldn't start when he was leaving the team hotel to head to last season's AFC Championship Game. He went back into the hotel lobby with plans to call a car service for help, but he ran into fans dressed in Patriots apparel and asked if they were going to the game and if they could give him a ride. The fans planned on parking at their usual spot across from the stadium but Mankins was able to return the favor of a ride for premium parking right next to the stadium.

STEVAN RIDLEY HAS THREE 100-YARD RUSHING DAYS IN 2012

Stevan Ridley had his first career 100-yard day in the 2012 season opener at Tennessee (9/9) with 125 yards rushing on 21 carries for a 6.0-yard average. He finished with 106 yards rushing on 22 carries for a 4.8-yard average at Buffalo (9/30) and then had a career-high 151 rushing yards vs. Denver (10/7).

RIDLEY GOES LONG

In the season opener at Tennessee (9/9/12), Ridley had five runs of 15 or more yards (17, 17, 16, 15, 15). No Patriots running back in at least the past 25 years has done that in a single game, according to the Elias Sports Bureau. It is the first time under Bill Belichick that a Patriots running back had five runs of 15 or more yards rushing in the same game. Ridley was the first under Belichick to have four runs of 15 or more yards in the same game when he had runs of 33, 25, 20, and 18 at Oakland on Oct. 2, 2011. Tennessee's Chris Johnson was the last NFL player to have five runs of 15 or more yards in a game (Nov. 27, 11 vs. Tampa Bay).



WR Wes Welker News & Notes

WELKER LEADS NFL IN RECEPTIONS SINCE 2007

Wes Welker leads the NFL with 608 receptions since the start of 2007. Welker led the NFL in 2011 with 122 receptions and led the AFC and finished second in the NFL with 1,569 receiving yards. He had 22 more receptions than the next wide receiver (Roddy White (ATL) with 100). He enters this week first in the NFL with 54 receptions.



2007-PRESENT NFL REC. LEADERS

Player	Team	Rec.	Yds	TD
Wes Welker	NE	608	6,793	33
Reggie Wayne	IND	519	6,900	38
Brandon Marshall	DEN/MIA/CHI	515	6,515	36
Roddy White	ATL	508	6,975	46

WELKER BECOMES PATRIOTS ALL-TIME RECEPTION LEADER

Welker became the Patriots' all-time leader in receptions on a 25-yard pass from Tom Brady vs. Arizona (9/16/12) in the second quarter. The catch was the 558th of Welker's Patriots career, moving him past Troy Brown (557). Welker now has 608 receptions as a member of the Patriots. On Nov. 13, 2011 vs. the New York Jets, Welker became the third Patriots player to reach 500 receptions as a member of the Patriots, joining Troy Brown (557) and Stanley Morgan (534).

WELKER PASSES TROY BROWN TO MOVE INTO SECOND ON THE PATRIOTS RECEIVING LIST

Wes Welker (6,793 receiving yards) moved past Troy Brown (6,366) into second place on the New England all-time receiving yards list on a 9-yard reception from Tom Brady in the second quarter at Buffalo (9/30/12). Stanley Morgan is in first place with 10,352 yards. Welker entered the game needing 11 yards to move past Troy Brown.

WELKER FIRST AMONG ACTIVE PLAYERS WITH 16 10-PLUS RECEPTION GAMES

Welker now has 16 10-plus reception games in his career, including two in 2012.

Most Games with 10+ receptions/Active Players

16 Wes Welker	13 Brandon Marshall
15 Andre Johnson	12 Anquan Boldin
15 Reggie Wayne	12 Tony Gonzalez

MOST GAMES WITH 10+ RECEPTIONS IN NFL HISTORY

17 Jerry Rice	13 Tim Brown
16 Wes Welker	13 Brandon Marshall
16 Marvin Harrison	12 Anquan Boldin
15 Reggie Wayne	12 Tony Gonzalez
15 Andre Johnson	
14 Cris Carter	

WELKER TIES JERRY RICE FOR THE MOST 10-CATCH, 100-YARD GAMES IN NFL HISTORY

Welker tied Jerry Rice with his 15th NFL game with 10 receptions and 100-yards receiving for the most in NFL history after finishing with 10 receptions for 138 yards at Seattle (10/14). Welker entered the Seattle game tied with Andre Johnson (14) and Marvin Harrison (14) for second place.

WELKER IS STREAKING

Welker has a streak of 101 straight regular-season games with at least one reception. He has caught at least one pass in each of his 91 games with the Patriots, including seven postseason games. The last time that Welker did not catch a pass in a game was December 24, 2005 when he was with Miami.

LONGEST CURRENT STREAKS / CONSECUTIVE GAMES WITH A RECEPTION

No.	Player
185	Tony Gonzalez
124	Larry Fitzgerald
102	Reggie Wayne
101	Wes Welker
100	Anquan Boldin

WELKER REACHED 1,000 YARDS FOR A PATRIOTS RECORD FOURTH TIME IN 2011

Welker reached 1,000 yards for the fourth time as a member of the Patriots in a win at the New York Jets on Nov. 13, 2011. He finished the 2011 season with a franchise record 1,569 yards. The four 1,000-yard seasons are the most by a Patriots receiver.

MOST 1,000-YARD RECEIVING SEASONS IN PATRIOTS HISTORY

4 Wes Welker (2007-09, 11)
3 Randy Moss (2007-09)
3 Stanley Morgan (1979, 1981, 1986)

WELKER SETS FRANCHISE RECORD IN 2011; ON PACE IN 2012 TO SET NEW RECORD

Wes Welker had a career-high of 1,569 receiving yards in 2011 for a new franchise record. He surpassed Randy Moss, who had 1,493 yards in 2007. He is first in the NFL so far in 2012 with 688 receiving yards and is on pace to finish with 1,572 receiving yards.

PATRIOTS SINGLE-SEASON RECEIVING YARD LEADERS

Player	Season	Yds	Rec.	TD
Wes Welker	2011	1569	122	9
Randy Moss	2007	1493	98	23
Stanley Morgan	1986	1491	84	10
Wes Welker	2009	1348	123	4
Rob Gronkowski	2011	1327	90	17

WELKER SETS PERSONAL BEST WITH NINE TOUCHDOWNS IN 2011

Welker caught a 24-yard touchdown in the third quarter at Washington (12/11/11) for his personal-best ninth touchdown of the season. His previous best was eight touchdowns in 2007.

WELKER PASSES TROY BROWN FOR 7TH ON THE PATRIOTS ALL-TIME TOUCHDOWN RECEPTION LIST

Welker (33) moved past Troy Brown (31) for seventh on the Patriots' all-time receiving list for touchdowns on an 8-yard scoring pass vs. Denver (10/7/12). Irving Fryar is in sixth place with 38 receiving touchdowns.

WELKER BECOMES 2ND PLAYER IN NFL HISTORY WITH TWO 120-CATCH SEASONS; ON PACE FOR 123 IN 2012

Welker led the NFL with 122 receptions in 2011, a total that is tied for the fourth-highest single-season total in NFL history. The 120-plus catch season was the second time in Welker's career he has passed the 120-reception mark (123 in 2009 and 122 in 2011), joining Cris Carter (122 in 1995 and 122 in 1994) as the only players to have 120-plus receptions twice in a career. Welker has 54 receptions so far in 2012 and is on pace for 123.

MOST RECEPTIONS IN A SEASON

Player	Team	Year	Receptions
Marvin Harrison	Indianapolis	2002	143
Wes Welker	New England	2009	123
Herman Moore	Detroit	1995	123
Wes Welker	New England	2011	122
Cris Carter	Minnesota	1995	122
Cris Carter	Minnesota	1994	122
Jerry Rice	San Francisco	1995	122

Most receptions in a season by a Patriots Player

Player	Year	Receptions
Wes Welker	2009	123
Wes Welker	2011	122
Wes Welker	2007	112
Wes Welker	2008	111
Troy Brown	2001	101

WELKER LED TEAM IN RECEPTIONS FOR FIFTH STRAIGHT YEAR

Wes Welker became the first Patriots player to lead the team in receiving in four straight years after finishing 2010 with 86 receptions. He led the team for a fifth straight season with 122 receptions in 2011. He has now led the team in receiving yards four straight seasons.



WR Wes Welker News & Notes

WELKER HAD THREE STRAIGHT 100 CATCH AND 1,000 YARD SEASONS

Welker registered his third straight season with at least 100 receptions (123) and 1,000 receiving yards (1,348) in 2009. Only four other NFL players have had three consecutive seasons of at least 100 receptions and 1,000 yards receiving: Marvin Harrison (4, 1999-02), Brandon Marshall (3, 2007-09), Herman Moore (3, 1995-97) and Jerry Rice (3, 1994-96).

WELKER FINISHED WITH JUST UNDER 8 RECEPTIONS PER GAME IN 2011

Welker averaged 7.6 receptions per game in 2011, totaling 122 receptions in 16 games. The NFL record for highest average per game in a season is 8.9 by Marvin Harrison in 2002. Harrison in 2002 and Welker in 2009 with 8.8 are the only NFL players to average 8.0 or more receptions per game. Welker is averaging 7.7 receptions per game so far in 2012.

NFL Highest Average Per Game/Season

Player	Season	Average
Marvin Harrison (Indianapolis)	2002	8.9
Wes Welker (Patriots)	2009	8.8
Herman Moore (Detroit)	1995	7.7
Lionel Taylor (Denver)	1960	7.7
Wes Welker (Patriots)	2011	7.6
Cris Carter (Minnesota)	1994	7.6
Cris Carter (Minnesota)	1995	7.6
Jerry Rice (San Francisco)	1995	7.6

WELKER: 7.2 CATCHES PER GAME SINCE 2007

Wes Welker is averaging 7.2 receptions per game since joining New England in 2007. His 7.2 average is the highest in the NFL during that time.

MOST RECEPTIONS PER GAME SINCE 2007 (Minimum-20 games)

Player	Team	Average
Wes Welker	New England Patriots	7.3
Brandon Marshall	Denver/Miami/Chicago	6.3
Andre Johnson	Houston Texans	6.3
Reggie Wayne	Indianapolis	6.0

EIGHTH TIME IN NFL HISTORY A PLAYER REACHES 1,000 YARDS IN THE NINTH GAME

Welker reached 1,000 yards in the ninth game of the 2011 season. It is an accomplishment that has happened just eight times in NFL history since the 1970 merger and for the first time since Torry Holt accomplished the feat with St. Louis in 2003. Isaac Bruce accomplished the feat two times. All eight times the accomplishment was reached in the ninth game of the season.

PLAYERS WHO REACHED 1,000 RECEIVING YARDS BY TEAMS NINTH GAME OF THE SEASON

Player	Team	Year
Wes Welker	Patriots	2011
Torry Holt	St. Louis	2003
Isaac Bruce	St. Louis	2000
Marvin Harrison	Indianapolis	2000
Isaac Bruce	St. Louis	1995
Michael Irvin	Dallas	1995
Jerry Rice	San Francisco	1990
Wes Chandler	San Diego	1982

WELKER BECOMES FASTEST PLAYER IN NFL HISTORY TO REACH 500 RECEPTIONS WITH ONE TEAM

Welker reached 500 receptions as a member of the Patriots in his 70th game with the team and became the fastest player to record 500 receptions with one team, surpassing Anquan Boldin (80 games with Arizona). He is the fourth player in NFL history with at least 500 catches in a five-year span. Only Marvin Harrison (five times), Cris Carter (twice) and Pro Football Hall of Famer Jerry Rice (once) have accomplished the feat.

THE PLAYERS TO REACH 500 RECEPTIONS WITH ONE TEAM IN THE FEWEST GAMES

Player	Team	Games
Wes Welker	New England	70
Anquan Boldin	Arizona	80

WELKER JOINS RICE AND HARRISON WITH FOURTH 100-RECEPTION SEASON

Welker added seven receptions at Washington (12/11/11) to reach 100 receptions for the season and become the third player in NFL history with four 100-catch seasons. Welker joins Marvin Harrison and Jerry Rice as the only players with four 100-reception seasons.

MOST 100-RECEPTIONS SEASON IN NFL HISTORY

Player	100-reception seasons
Wes Welker	4
Marvin Harrison	4
Jerry Rice	4
Brandon Marshall	3
Herman Moore	3
Andre Johnson	3
Reggie Wayne	3

WELKER TIES NFL RECORD FOR 10-PLUS CATCH GAMES IN A SEASON WITH SEVEN IN 2009

Welker had seven 10-plus reception games in 2009 season to tie the NFL record for most 10-plus reception games in a single season. Andre Johnson of Houston had seven 10-plus reception games in 2008.

PATRIOTS MOST GAMES WITH 10-PLUS CATCHES

No. of 10-plus reception games for the Patriots

Wes Welker	16
Ben Coates	5
Troy Brown	5

WELKER TIES NFL RECORD WITH THREE GAMES OF 8 RECEPTIONS, 150 YARDS AND A TD

Welker is tied with six other players as the only players in NFL history to have at least eight receptions, 150 receiving yards and at least one touchdown three times in a single season with three such games in 2011.

PLAYERS TIED FOR NFL RECORD OF THREE GAMES WITH 8+ REC, 150+ YDS, AND 1+ TD IN A SINGLE SEASON

Wes Welker	2011
Randy Moss	2003
Tim Brown	1995
Isaac Bruce	1995
Jerry Rice	1993
Sterling Sharpe	1989
Roy Green	1984

WELKER SETS FRANCHISE RECORDS

Welker had a career-high 217 receiving yards to set a franchise record at Buffalo (9/25/11). The previous record was set by Terry Glenn when he had 214 at Cleveland on Oct. 3, 1999. It is the second 200-yard performance in franchise history. Welker's previous best was 192 yards vs. the New York Jets (11/22/09). Welker's 16 receptions at Buffalo are also a personal best and are tied with Troy Brown for the franchise mark. Brown had 16 vs. Kansas City on Sept. 22, 2001. Welker's previous best were the 15 he had vs. the New York Jets (11/22/09).

WELKER IS NFL LEADER IN YARDS AFTER THE CATCH SINCE 2007

Wes Welker leads the NFL with 3,638 yards after the catch since 2007, 965 yards ahead of second place player, Ray Rice of Baltimore with 2,569 yards.

2007-PRESENT NFL REC. LEADERS

Player	Team	Yards After the Catch
Wes Welker	NE	3,579
Ray Rice	Baltimore	2,614
Darren Sproles	San Diego/New Orleans	2,448

WELKER HAS 27 100-YARD GAMES

Welker has 27 100-yard games, second in Patriots' history to the 38 100-yard games by Stanley Morgan. Welker has nine games with 100-yards in a half, with six first half 100-yard games and three second half 100-yard games.

WELKER TIES MARK WITH FOUR STRAIGHT 100-YARD GAMES

Welker had a string of four straight 100-yard games in 2012 to tie the team mark. Randy Moss opened his Patriots career with four straight 100-yard games in 2007.



PATRIOTS OFFENSIVE/DEFENSIVE NOTES

2011 FIRST ROUND PICK NATE SOLDER

It only took a day for Nate Solder to decide to change from his lifelong position of tight end to tackle after playing his freshman year at Colorado as a tight end. "My coaches came to me and said, 'You'd be an all right tight end, but you'd be an even better tackle,'" he told the Boston Globe. "I've always wanted to be great, so that's why I moved to tackle." He added over 30 pounds after his redshirt freshman season and was named the team's starting left tackle. He played in 2,540 of 2,542 offensive plays over the next three seasons at Colorado and became an immediate contributor on the Patriots offensive line at right tackle as a rookie before moving to left tackle.

MATTHEW SLATER: LIKE FATHER LIKE SON

Matthew Slater is one of seven sons of Hall of Fame members to be drafted in NFL history.

HALL OF FAME FATHERS WITH SONS DRAFTED IN THE NFL

Jackie Slater (class of 2001) – son, Matthew Slater (NE)
 Howie Long (class of 2000) – son, Chris Long (STL)
 Bobby Bell (class of 1983) – son, Bobby Bell (NYJ)
 Tony Dorsett (class of 1994) – son, Anthony Dorsett (HOU)
 Bob Griese (class of 1990) – son, Brian Griese (DEN)
 Russ Grimm (class of 2010) – son, Cody Grimm (TB)
 Kellen Winslow (class of 1995) – son, Kellen Winslow (CLE)

DONALD THOMAS: FROM NO HIGH SCHOOL FOOTBALL TO THE NFL

Donald Thomas found football while playing basketball. A former high school baseball and basketball player who had never played football at any level, Thomas often played pickup basketball at the student gymnasium and one day found himself playing with several members of the UConn football team who convinced him to try out for the team. After meeting with coaches, Thomas walked on to the team as a defensive lineman for the scout team in 2003. He red-shirted a year before contributing on special teams. In 2007, he got his chance to play offensive guard, earning All-Big East honors before being selected in the sixth round of the 2008 draft by the Miami Dolphins.

SEBASTIAN VOLLMER MAKES HIS MARK

A native of Kaarst, Germany, Vollmer did not begin playing football until the age of 14 when he started playing for the Dusseldorf club team. Vollmer helped lead his German prep school team to two national football championships. His early football success landed him an appearance in the 2004 Global Junior Championships in San Diego, which led him to a scholarship at Houston. He spoke almost no English when he signed with Houston, but he became fluent in the language as he developed from a 250-pound tight end into a 315-pound lineman who started his final 25 games at tackle for the Cougars. Vollmer's collegiate career created interest from the NFL where the Patriots drafted him in the second round of the 2009 draft. Nicknamed "Seabass" during his playing days at Houston, a nickname that has carried over to the NFL.

WOODHEAD GOES FROM DIVISION II TO THE NFL

Danny Woodhead was a standout at Division II Chadron State in Nebraska. He averaged 178.9 yards per game and totaled 101 rushing touchdowns during his collegiate career. Woodhead's outstanding junior and senior seasons earned him two Harlon Hill Trophies, the Division II equivalent to the Heisman Trophy. He is one of just three players to ever win two or more Harlon Hill Trophies, joining Texas A&M University-Kingsville running back Johnny Bailey, who won it three times (1987-89) before playing six seasons in the NFL for the Bears, Cardinals, and Rams. Valdosta State University's Dusty Bonner was the only other player to win the Harlon Hill Trophy multiple times (2000 and 2001).



DANNY WOODHEAD SET TEAM MARK FOR RUSHING AVERAGE IN 2010

Danny Woodhead finished the 2010 season with 97 rushes for 547 yards, with his average of 5.64 yards per carry setting a new team record (minimum 90 rushing attempts). Woodhead topped Don Calhoun's previous team mark of 5.59 yards per carry in 1976 (129 attempts for 721 yards).

MOST YARDS PER CARRY / SINGLE SEASON PATRIOTS HISTORY

(Minimum 90 rushes)

Player	Year	Gm	Rush	Yds	Avg.	Lg
D. Woodhead	2010	14	97	547	5.64	36t
Don Calhoun	1976	14	129	721	5.59	54
Mosi Tatupu	1983	16	106	578	5.45	55

KYLE ARRINGTON TIED FOR NFL LEAD WITH SEVEN INTERCEPTIONS IN 2011

Kyle Arrington, who had just two interceptions during his entire college career at Hofstra, tied for the NFL lead with a career-high seven interceptions in 2011. The last Patriots player to lead the league in interceptions was Asante Samuel with 10 in 2006. Arrington had two games in 2011 with two picks: at Buffalo on Sept. 25 and vs. Kansas City on Nov. 21.

2011 NFL INTERCEPTION LEADERS

Player	Team	Int	Yds	Avg	Lg	TD
Kyle Arrington	NE	7	92	13.1	28	0
Eric Weddle	SD	7	89	12.7	26	0
Charles Woodson	GB	7	63	9.0	30t	1

PATRICK CHUNG'S JOURNEY TO THE NFL

Long before S. Patrick Chung picked up flag football as a teen, his mother, Jamaican recording artist Sophia George, had preached about being a tough man in a song. Her hit single, "Girlie Girlie" – a traditional reggae song which pokes fun at a boy who was not man enough – topped the charts in 1985. Chung is aware that among his talents he was born with, such as speed and agility, singing is not one of them. Chung possesses a great sense of pride in his unique heritage – his mother is Jamaican and his father is half Jamaican and half Chinese, was born in Jamaica and moved to California at age 12 where he started to play football as a freshman in high school. Chung went on to star at Oregon, where he holds the distinction of starting more games than any other defensive player in school history with 51 starts. He originally entered the draft as a junior, but ultimately decided to return for his senior season. Pinned to the back of his locker is a reminder of the support he has gotten – a Jamaican flag that represents his family's heritage.



STEVE GREGORY WAS ABOUT TO ENTER THE POLICE ACADEMY UNTIL SAN DIEGO CALLED

Steve Gregory's father and stepmother are New York City police officers and both were on duty during the events of September 11, 2001. Following his college career at Syracuse, Gregory took the test to enter the police academy. He found out he passed the test on the same day that the San Diego Chargers called him to offer him a free agent contract.

DONT'A HIGHTOWER WEARS TEDY BRUSCHI'S JERSEY #54

As a first round draft pick, Dont'a Hightower is used to high expectations. Hightower went to training camp with jersey #45 but was switched to jersey #54 prior to the start of the regular season. Former LB Tedy Bruschi wore #54 for 13 seasons. Hightower understands the importance of the number and hopes to live up to its legacy. "I definitely feel honored to be able to wear this number," Hightower said. "I've read that Tedy didn't want it to be retired and he hoped another linebacker would come in and be able to wear this number and be able to play as well. I feel honored. Tedy was a great player, and he means a lot to this organization. I'm definitely proud to be able to wear this number."



PATRIOTS DEFENSIVE NOTES

2012 FIRST ROUND PICK CHANDLER JONES FOLLOWS IN BROTEHRS' FOOTSTEPS

Chandler Jones has two brothers, including Arthur, a fifth-round NFL Draft selection by the Baltimore Ravens in 2010, who was a Syracuse defensive tackle, and John "Bones" Jones, a UFC fighter and the reigning Light Weight Champion.

CHANDLER'S PERK OF BEING IN THE NFL

Chandler Jones was excited to get the Madden football game and play himself: "I've always put myself in Madden manually, but now that I can actually buy the game and see myself already installed in the game, it's great."

FIRST ROUND PICKS MAKE IMPACT IN 2012 OPENER

Chandler Jones forced a fumble on a 1-yard sack of Tennessee QB Jake Locker in the first quarter and Dont'a Hightower recovered the ball and ran 6-yards for a touchdown in the season opener at Tennessee (9/9/12). It is the first fumble returned for a touchdown for the Patriots since Gary Guyton returned a fumble 35 yards for a touchdown at Chicago on Dec. 12, 2010. It is the first defensive touchdown for the Patriots since Sterling Moore returned an interception 21 yards for a score vs. Buffalo on Jan. 1, 2012.

JONES HAS FIRST TWO-SACK GAME

Chandler Jones had his first NFL two-sack game at Seattle (10/14) to increase his team-lead to five sacks on the year. He forced a fumble that was recovered by LB Rob Ninkovich on a 3-yard sack in the second quarter and had a 5-yard sack in the third quarter.

JONES HAS FORCED THREE FUMBLES ON SACKS

Jones now has three forced fumbles in 2012. Jones forced a fumble on a sack at Tennessee (9/9), vs. Arizona (9/16) and at Seattle (10/14).

JONES NAMED AFC ROOKIE OF THE MONTH FOR SEPTEMBER

Jones was named the AFC Rookie of the Month for September. Jones registered three sacks in his first four games with two forced fumbles, the most sacks of any NFL rookie. His first NFL sack at Tennessee resulted in a forced fumble that was returned for a touchdown. Jones finished the month with 19 tackles, three sacks and two forced fumbles. He joins Jerod Mayo (October of 2008) as the only Patriots to be named NFL Defensive Rookie of the Month.

STILL RECEIVING THE LOVE


Kyle Love continues to receive motivation from his father, retired Army colonel Anthony Love. Every game day, his father sends him a text message with words of encouragement to get him excited. His dad has been motivating him since middle school and the message has always remained the same: "Give the coaches a reason to keep you."

KYLE LOVE 'MINI-V' FOLLOWS WILFORK

Kyle Love has been looking up to Vince Wilfork since his days at Mississippi State, when his teammates dubbed him "Mini-V" for his resemblance to the Patriots defensive tackle. The nickname led Love to closely monitor Wilfork as he finished his playing days with the Bulldogs. Little did he know that he would get the chance to watch Wilfork from an even closer perspective – lined up next to him on the Patriots defensive line. "I stay close to that guy always. Watch me out here, I'm right beside him, no matter what," Love told the *Boston Globe*. Now that they're on the same team, Wilfork has become an even bigger influence, like a big brother, according to Love.

MAYO OVER 100 TACKLES FOR THE FOURTH STRAIGHT YEAR

LB Jerod Mayo finished the 2011 season with 103 tackles, registering 100 tackles for the fourth straight year. He is the first player in New England history to register 100 tackles in his first four NFL seasons. He is the fifth Patriots player to register at least four consecutive 100 tackle seasons. Mayo has had 10 or more tackles in five of the first seven games in 2012 and is on pace for his fifth straight season of 100 or more tackles.



100 Tackles in at least four consecutive seasons/Patriots

6 Fred Marion (1985-1990)

5 Lawyer Milloy (1997-2001)

5 Vincent Brown (1991-1995)

4 Jerod Mayo (2008-2011)

4 Steve Nelson (1979-82)

MAYO ON PACE FOR CLOSE TO 200 TACKLES IN 2012

Mayo finished first in the NFL with a career-high 193 total tackles in 2010. After seven games in 2012, Mayo leads the team with 83 tackles and is on pace to finish the season with 190 total tackles. **Patriots Single Season Tackle Leaders All-Time**

Year	Player	Tackles
1983	LB Clayton Weishuhn	229
1984	LB Steve Nelson	207
2010	LB Jerod Mayo	193
1980	LB Steve Nelson	186

MAYO IS A YOUNG LEADER

Jerod Mayo learned knowledge and discipline are the keys to success while spending afternoons with his three brothers under the supervision of their grandfather, Walter Johnson, a retired Air Force veteran of 30 years. While Mayo's mother worked two jobs, Johnson taught the boys discipline, responsibility and the value of life. Those lessons helped Mayo develop a work ethic and demeanor that has earned him the nickname of "Old Soul" from his teammates. His leadership skills and talent helped him become only the second Patriot to be named AFC Rookie of the Year, earning that title in 2008 to join Michael Haynes (1976).

DOUBLE TROUBLE: CB DEVIN MCCOURTY

After being selected by the Patriots in the first round of the 2010 NFL Draft, CB Devin McCourty became part of a select group in league history. McCourty's identical twin brother, Jason, is a cornerback with Tennessee, selected in the sixth round of the 2009 NFL Draft. The two are the 12th set of twins to play in the NFL. Devin redshirted for the 2005 season and therefore was a year behind his brother in eligibility. McCourty is the second twin to suit up for the Patriots, after CB Kato Serwanga was a member of the team from 1998-2000. His twin brother, Wasswa, played for San Francisco and Minnesota from 1999-2001. According to McCourty's mother, the two can only be told apart by tiny scars on their faces left by chickenpox. The McCourty twins are one of three active sets of twins playing in the NFL.

Current Twins Playing in the NFL

Devin (NE) and Jason McCourty (TEN)

Pat (ARI) and Paul McQuistan (SEA)

Maurkice (PIT) and Mike Pouncey (MIA)

MCCOURTY REGISTERS SECOND CAREER TWO-INTERCEPTION GAME AT BUFFALO

Devin McCourty had his second career two-interception game in the win at Buffalo on Sept. 30, 2012. He had his first interception of the 2012 season when he picked off a Ryan Fitzpatrick pass at the Buffalo 42-yard line in the first quarter. He picked off his second pass in the fourth quarter. It is McCourty's second career two-interception game. He had his first two-interception game at Detroit on Nov. 25, 2010. The Patriots are 9-0 when McCourty has at least one interception in a game.



PATRIOTS DEFENSIVE NOTES

MCCOURTY HAS A 104-YARD KICKOFF RETURN FOR A TOUCHDOWN; SECOND LONGEST IN TEAM HISTORY

Devin McCourty had a 104-yard kickoff return for a touchdown in the first quarter vs. the Jets (10/21), the second longest kickoff return in team history. Ellis Hobbs has the longest in team history with a 108-yard return for a touchdown at the New York Jets on Sept. 9, 2007.

Longest Kickoff return in Patriots History

Ellis Hobbs 108T at New York Jets (09-09-07)

Devin McCourty 104T vs. New York Jets (10-21-12)

STERLING MOORE; MORE TURNOVERS

Patriots defensive back Sterling Moore ended Denver's (10/7) first offensive possession when he ran down Broncos wide receiver Demaryius Thomas and punched the ball loose, recording a forced fumble and then a fumble recovery to give New England possession. The play marked the first forced fumble and the first fumble recovery of Moore's career and was the third forced turnover of his career, joining his two interceptions in the 2011 regular-season finale against Buffalo, one of which was returned 21 yards for a touchdown.

ROB NINKOVICH: WHERE DID HE COME FROM?

Rob Ninkovich's journey to the Patriots was not easy. He entered the league as a fifth-round pick by the Saints in 2006 and was waived four times by New Orleans and Miami before landing in New England on Aug. 2, 2009. He spent the 2009 offseason trying to make the New Orleans team as a long snapper. Before coming to the Patriots, he had appeared in just eight games over three years. He doubled that total in his first year in New England, appearing in 15 games in 2009 and his role on the team has grown since, earning a starting role at linebacker in 2010 and 2011 before moving to a starting role on the defensive line in 2011.



NINKOVICH SCORED AS A TE IN COLLEGE

Ninkovich played some at tight end in college at Purdue and caught two touchdown passes with a 2-yard touchdown pass from Dallas QB Kyle Orton and a 1-yard touchdown pass from former Indianapolis QB Curtis Painter.

NINKOVICH HELPS DEFENSE WALK OFF WITH A WIN VS. THE JETS

Ninkovich and Jermaine Cunningham combined on a 15-yard sack of Mark Sanchez in overtime vs. the Jets (10/21), and Ninkovich forced and recovered a Sanchez fumble on the play, giving the Patriots possession and ending the game with a 29-26 overtime win for New England. The forced fumble was Ninkovich's team-leading fourth of the season, and his fourth forced fumble in as many weeks. Mike Vrabel had five forced fumbles in 2007, which was the most for any Patriots player within the last 20 years.

NINKOVICH AND SPIKES: BACK-TO-BACK WEEKS WITH TWO FORCED FUMBLES EACH

LB Brandon Spikes forced two fumbles at Buffalo (9/30) and Ninkovich forced two fumbles vs. Denver (10/7) to become one of eight Patriots players to record at least two forced fumbles in a single game.

Most Forced Fumbles in a game/ Patriots History


Player	Points
Mike Vrabel(10/28/07 vs. Washington)	3
Rob Ninkovich (10/07/12 vs. Denver)	2
Brandon Spikes (09/30/12 at Buffalo)	2
Adalius Thomas (12/16/07 vs. NY Jets)	2
Rosevelt Colvin (09/16/07 vs. San Diego)	2
Roman Phifer (11/23/02 vs. Minnesota)	2
Tebucky Jones (12/22/01 vs. Miami)	2
Ferric Collins (10/20/96 at Indianapolis)	2

SPIKES IS A THROWBACK

Spikes, who patterns his style of play after Hall of Fame linebacker Dick Butkus, shared his feelings on modeling his game after old school linebackers. "My thing is, when I'm done with this game, I want the older guys when they watch to say, 'He's playing the position the right way.' It's just a point of respect from me to them." Spikes passion and energy is apparent when he plays the game. Said former Patriots safety Rodney Harrison in a recent interview with the Boston Herald: "You can see how much he loves it, how he enjoys being physical. 'He's an intimidator. He's got that fight in him. He's going to hit you and you're going to feel it.'"

VINCE WILFORK REGISTERS FIRST CAREER INTERCEPTIONS IN 2011

Vince Wilfork recorded his first career interception when he picked off QB Philip Rivers in the second quarter vs. San Diego (9/18). He had his second interception at Oakland (10/2) to join Anthony Pleasant (2001) as the only other Patriots defensive lineman to ever record two interceptions in the same season. Wilfork is one of four Patriots defensive lineman to ever record two interceptions overall, joining Pleasant, Richard Seymour and Henry Thomas.



WILFORK SCORES FIRST NFL TOUCHDOWN IN 2011

Wilfork recovered a fumble in the end zone at Washington (12/11/11) for his first touchdown. DE Andre Carter sacked QB Rex Grossman in the end zone and forced a fumble and Wilfork recovered the ball for the Patriots first points in their 34-27 victory.

WILFORK WEARS HIS HEART ON HIS NECK

Wilfork wears No. 75 over his shoulder pads. Underneath hangs a gold chain locket for those who were number one in his heart: his parents. In 2002, parents David and Barbara Wilfork both passed away within five months of each other, leaving the then University of Miami star without his greatest support system. Wilfork, who lost his father to diabetes, has raised hundreds of thousands of dollars for diabetes-related causes. His annual draft day fundraiser, a bowling event he has held for eight years, is one of the longest running fundraising events held by a pro athlete in New England. For his charity work, Wilfork was awarded the 2010 New England Patriots Ron Burton Community Service Award. While he will always cherish his National Championship and Super Bowl rings, his constant reminder lies closest to his heart, a picture of his late parents at their high school prom. "I carry them with me wherever I go," Wilfork said of his parents' keepsake. "My parents pushed me to be the best I could be. The things I do and my wife does, we do out of the kindness of our heart, and we do it for the community. I never look for anything in return. My teammates are my second family. My kids, my wife, the New England Patriots – that's all I have."

VINCE WILFORK: REASONS FOR PATRIOTS SUCCESS


Patriots Pro Bowl DL Vince Wilfork, who has served as a defensive captain for the Patriots for five straight seasons, says the team's continued success is a result of the entire organization working towards one common goal: "The Patriots are all about team, family and smart football players. They try to get good people here from coaches to guys who work in the front office to guys who put on this uniform. I think everybody has to have one goal in mind, and that's to be together. When you get an organization together that is seeking one goal, you can be pretty successful."



PATRIOTS SPECIAL TEAMS NOTES

EVEN STEPHEN

Since joining the Patriots as a fourth-round draft choice in 2006, Stephen Gostkowski has connected on 84.4 percent of his regular-season field goal attempts (157-for-186), achieving the best field goal percentage in Patriots history.



PATRIOTS ALL-TIME LEADERS / FIELD GOAL PCT. (Minimum 50 Attempts)

Player	Years	FGM	FGA	Pct.
Stephen Gostkowski	2006-12	157	186	.844
Adam Vinatieri	1996-05	263	321	.819
Matt Bahr	1993-95	55	72	.764
Tony Franklin	1984-87	93	125	.744
Jason Staurovsky	1988-91	50	69	.724

GOSTKOWSKI THIRD IN POINTS

Gostkowski led the AFC and finished third in the NFL with 143 points in 2011. The 143 points are second to the 148 he had in 2008 and the fourth highest in team history. He is third all-time in Patriots history with 783 total points.

Most Points/ Patriots History

Player	Points
Adam Vinatieri (1996-05)	1,158
Gino Cappelletti (1960-70)	1,130
Stephen Gostkowski (2006-12)	783
John Smith (1974-83)	69

GOSTKOWSKI SEVENTH BEST EVER IN FG PCT.

Stephen Gostkowski's 84.2 field goal percentage is the seventh-best among NFL kickers all-time.

Player	Years	FGM	FGA	Pct.
Nate Kaeding	2004-12	180	207	87.0
Mike Vanderjagt	1998-06	230	266	86.5
Robbie Gould	2005-12	197	228	86.4
Shayne Graham	2001-12	227	263	86.3
Rob Bironas	2005-12	199	231	86.1
Matt Bryant	2002-12	213	252	84.5
Stephen Gostkowski	2006-12	157	186	84.4

GOSTKOWSKI IS FIRST PATRIOTS PLAYER TO KICK TWO 50-YARD FIELD GOALS IN THE SAME GAME

Gostkowski drilled a 51-yard field goal in the third quarter and a 53-yarder in the fourth quarter vs. Arizona on Sept. 16, 2012. The 53-yarder ties a career-long mark. He also had a 53-yarder at Denver on Nov. 11, 2009. It is the first time in Patriots history that a player has connected on two 50-yard field goals in the same game.

GOSTKOWSKI ONE 50-YARD FIELD GOAL AWAY FROM TYING FOR THE FRANCHISE LEAD

Gostkowski is now 7-of-10 from 50 yards or more as member of the Patriots and needs one more 50-yard field goal to tie Adam Vinatieri for most 50-yard field goals in New England history. Patriots Record for Most 50 Yard Field Goals

Player	Years	FGM	FGA	Pct.
Adam Vinatieri	1996-2005	8	17	47.1
Stephen Gostkowski	2006-12	7	10	70.0
Tony Franklin	1984-87	3	6	50.0

ZOLTAN MESKO: COMING TO AMERICA

P Zoltan Mesko was born in Timisoara, Romania on the Romania-Hungary border. On Many occasions in 1989, during the communist revolutions, his family was forced to take cover to avoid gun shots from the armies. Even after the fall of the Berlin Wall, his family lived in poverty. His family left Romania when his father won a United States Permanent Resident Card (green card) in the Diversity Immigrant Visa Lottery in 1997 when Mesko was 11. "I survived a war," he noted. "I was coming from a really low point growing up, with communism and a very adverse economic situation. Coming over here, I'm very grateful for where I am. It happens by luck that I am here," he said. "When my dad applied for the green card lottery, there were 20 million applicants and 55,000 winners. That's a percentage in itself that tells you I am lucky to be here."

MESKO DISCOVERS FOOTBALL

An avid soccer player from his days in Romania, Mesko had a strong leg. It was only when he came to America that he discovered his leg could take him places. In eighth grade, Mesko was playing kickball in the gym when he kicked the ball so high that he broke a light fixture. He was given a choice: pay for the light fixture or play football. The choice was an easy one—Mesko decided to play football. His leg would land him numerous Division I scholarships and admission offers from Ivy League schools. From those, Mesko chose to play football at Michigan.



MESKO SETS FRANCHISE RECORD WITH A 46.5 AVERAGE IN 2011

Mesko led the AFC and finished third in the NFL in 2011 with a 41.5 net average. His 46.5 average overall in 2011 is the best in team history, topping the 45.8 average by Tom Tupa in 1997.

MESKO HAS SIXTH-BEST NET AVERAGE IN NFL HISTORY IN 2011

Mesko finished the 2011 season with a 41.5 net average, the sixth-best net average in NFL history. It marked just the 24th time in NFL history that a player finished a season with a net average over 40 yard.

BEST NET AVERAGE IN NFL HISTORY/SEASON

Player	Year	Net Average
Andy Lee (San Francisco)	2011	44.0
Shane Lechler (Oakland)	2009	43.9
Thomas Morstead (New Orleans)	2011	43.1
Donnie Jones (St. Louis)	2009	41.7
Matt McBriar (Dallas)	2010	41.7
Zoltan Mesko (Patriots)	2011	41.5



PATRIOTS KEY CONTRIBUTORS

OFFENSE

WR Wes Welker (TR-MIA, '07)

Welker is currently leading the NFL in both receptions (54) and receiving yards (688) ... Welker hauled in 6 passes during the team's Week 7 win vs. the Jets, and has now extended his streak to 101 straight regular season games with at least one reception, including his time with the Miami Dolphins. He is now one of 39 NFL players to have a streak of at least 100 games with one reception.

Welker vs. Rams 10/26/08

Rec	Yds	Avg	LG	TD
7	79	11.3	20	0

LT Nate Solder (D1, '11)

Moved to left tackle at the beginning of the 2012 season and has started every game since. Appeared in 16 games in 2011, making 13 starts – 11 at right tackle and two as a tackle-eligible tight end ... Started all three postseason games at right tackle, including Super Bowl XLVI.

This is Solder's first game vs. the Rams

LG Logan Mankins (D2, '05)

Eighth-year mainstay at guard and four time Pro Bowler, has started all 109 regular-season games and all 13 postseason games in which he has appeared in since joining the Patriots in 2005.

This is Mankins' second game vs. the Rams

OL Dan Connolly (FA-'07)

Has started every game in which he has appeared this season at right guard ... Took over as starting center after season-ending leg injury to Dan Koppen in the 2011 opener ... Played in 13 games with 11 starts in 2011 ... Started at center for all three postseason games, including Super Bowl XLVI against the N.Y. Giants (2/5).

This is Connolly's first game vs. the Rams

OL Marcus Cannon (D5a, '11)

Has seen time as a key reserve on the offensive line in 2012.

This is Cannon's first game vs. the Rams

RT Sebastian Vollmer (D2d, '09)

Has started every game in 2012 at right tackle and has rebounded strong from an injury ravaged 2011 in which he was inactive for 10 regular season and two playoff games ... Despite being limited to six games in 2011, returned to start at right tackle in Super Bowl XLVI vs. the N.Y. Giants (2/5).

This is Vollmer's first game vs. the Rams



OL RYAN WENDELL (FA-'08)

Has started at center in every game of the 2012 season ... After spending his rookie season and most of the 2009 season on the practice squad, Ryan Wendell had been a key reserve on the offensive line, seeing starting assignments at center and both guard positions before earning the starting center position ... Also plays on special teams units.

This is Wendell's first game vs. the Rams

TE Rob Gronkowski (D2a, '10)

In Week 7 Gronkowski scored on a 17-yard touchdown in the first quarter and a 2-yard touchdown in the third quarter for his first two-touchdown receiving game of 2012 and the 10th game of his career with two or more touchdown receptions in a game. Gronkowski's 35 receptions are the most by an AFC TE in 2012 and the second most in the NFL behind Atlanta TE Tony Gonzalez (43) ... Gronkowski's five receiving touchdowns lead the team in 2012 ... Gronkowski set an NFL record for receiving yards by a tight end in a single season with 1,327 in

2011. Gronkowski also set the NFL all-time record for touchdowns by a tight end in a single season, finishing with 18 (17 receiving, 1 rushing) ... Reached 20 career touchdowns faster than any tight end in NFL history (26 games). Pro Football Hall of Fame TE Mike Ditka previously held the record, achieving the feat in 31 games.

TE Aaron Hernandez (D4,'10)

Hernandez returned to action in Week 6 after missing three games due to an ankle injury that he suffered in the 2012 home opener vs. Arizona on Sept. 16. Hernandez recorded 6 receptions for 30 yards and a touchdown in the team's loss at Seattle. Hernandez's 45 receptions in 2010 set a franchise record for most receptions by a rookie tight end, passing Greg Baty's previous rookie tight end record of 37 receptions in 1986.



WR Brandon Lloyd (UFA-STL, '12)

Lloyd is tied with Rob Gronkowski for the sixth most receptions in the AFC (35) ... Lloyd caught his first touchdown as a member of the Patriots in the fourth quarter of the team's Week 4 win at Buffalo ... Lloyd registered his 13th NFL 100-yard game and his first with the Patriots after finishing with 108 yards receiving at Baltimore in Week 3.

Lloyd's Statistics as a Ram (2011)

G	Rec	Yds	Avg	LG	TD
11	51	683	13.4	37	5

QB Tom Brady (D6, '00)

In Week 7 against the Jets, Brady engineered his 35th career game-winning performance to lead his team to victory following a fourth-quarter deficit or tie. New England trailed the Jets 26-23 and gained possession at its own 21-yard line with 1:37 remaining. From there, Brady led a 6-play, 54-yard drive that ended in a 43-yard field goal from Stephen Gostkowski as time expired to send the game to overtime. In the extra frame, Brady led a 12-play, 54-yard drive that set up Gostkowski's 48-yarder to give the Patriots a 29-26 lead... The Patriots' 29-26 overtime victory against the Jets raised Tom Brady's career record in overtime to 9-1, including 8-1 in the regular season and 1-0 in the playoffs ... Brady has now thrown at least one touchdown pass in 39 straight regular season games following a 17-yard touchdown pass to TE Rob Gronkowski in the first quarter of the team's Week 7 win vs. the Jets. It is the third longest streak, behind Drew Brees at 49 (current) and Johnny Unitas (47) (1956-60).

Brady vs. Rams (Regular Season)

G	Att	Com	Yds	Pct.	TD	INT	LG
2	58	37	419	63.8	3	2	50

RB Stevan Ridley (D3a, '11)

Ridley has a total of 589 rushing yards through seven games this season. Ridley is on pace to total 1,346 rushing yards, which would give him the 15th 1,000-yard rushing season in Patriots history and make him the 12th Patriots' player to reach 1,000 yards rushing ... Ridley is currently ranked third in the AFC and seventh in the NFL with 589 rushing yards ... Ridley's 43 first downs are the most in the NFL through the first six weeks of the season ... Ridley had a career-high 151 rushing yards on 28 carries (5.4 avg.) and added a touchdown in the Patriots' Week 5 win vs. Denver. Ridley's 151 rushing yards were the highest single-game rushing yardage total by a Patriots player since Dec. 23, 2007, when Laurence Maroney had 156 yards on 14 carries (11.1 avg.) in a 28-7 Patriots win over Miami.

RB Danny Woodhead (FA-'10)

Woodhead is the only Patriot to record both a receiving touchdown and a rushing touchdown in 2012.

PATRIOTS KEY CONTRIBUTORS

DEFENSE

DE Chandler Jones (D1a, '12)

Jones was named the NFL Defensive Rookie of the Month in September and has recorded a team high five sacks in 2012. Jones has also forced three fumbles on sacks in 2012.

DT Vince Wilfork (D1, '04)

Wilfork has played in 129 games with 119 starts over eight-plus seasons with the Patriots (2004-12) ... The Patriots own a 99-30 (.767) record in Wilfork's 129 career regular-season games ... Wilfork recovered a Peyton Manning fumble in the third quarter of the team's Week 5 win vs. Denver and his three defensive fumble recoveries in 2012 are tied for the most in the NFL with San Francisco's Carlos Rogers.

DT Kyle Love (FA-'10)

Has started on the Patriots' defensive line in every game of the 2012 season ... Finished the 2011 season with 4.0 sacks for 14 yards, 55 tackles and a fumble recovery ... Started all three postseason games and finished with nine tackles and a pass defended ... Originally joined the team as a rookie free agent in 2010.

DL Rob Ninkovich (FA-'09)

Last week Ninkovich teamed up with DL Jermaine Cunningham for an overtime sack of Jets quarterback Mark Sanchez during which he forced and recovered the game clinching fumble. The forced fumble was Ninkovich's team-leading fourth of the season, and his fourth forced fumble in as many weeks. Ninkovich and Denver's Elvis Dumervil are tied for the NFL lead in forced fumbles. Mike Vrabel had five forced fumbles in 2007, which was the most for any Patriots player within the last 20 years.

LB Jerod Mayo (D1, '08)

Mayo had 11 tackles against the Jets, giving him a total of 83 total tackles in 2012. Mayo has had 10 or more tackles in five of his seven games in 2012. Mayo is on pace to tally 190 tackles this season, which would mark his fifth straight year with 100 or more tackles. He is the first player in New England history to register 100 tackles in his first four NFL seasons. He is the fifth Patriots player to register at least four consecutive 100 tackle seasons.

LB Brandon Spikes (D2c, '10)

Spikes recorded 10 tackles in the team's Week 7 win vs. the Jets and has registered double digit tackles in four games this season ... Spikes' three forced fumbles are tied with Chandler Jones for the second most on the team.

LB Don'ta Hightower (D1b, '12)

Hightower recorded his second NFL sack in Week 7 when he dropped Jets QB Mark Sanchez with less than two minutes left in regulation on a 3-and-7 from the New England 15 yard line. The sack proved to be vital, as the Jets settled for a Nick Folk field goal, allowing Tom Brady to drive the Patriots down the field for the game tying field goal to send the game into overtime.



CB Devin McCourty (D1, '10)

Has started at both cornerback and safety in 2012 ... McCourty had a 104-yard kickoff return for a touchdown in the first quarter of the team's Week 7 win against the Jets. The return was the second longest in team history behind Ellis Hobbs' 108-yard return against the Jets on Sept. 9, 2007 ... McCourty recorded his first interception of 2012 when he picked off Bills QB Ryan Fitzpatrick in the first quarter of the team's Week 4 win at Buffalo. McCourty hauled in a second interception in the fourth quarter, marking the second time in his career that he has recorded two interceptions in a single game. He had his first two-interception game at Detroit on Nov. 25, 2010.

CB Kyle Arrington (FA-'09)

Arrington has started every game of the 2012 season at cornerback ... Started 14 of 16 games and tied Charles Woodson (Green Bay) and Eric Weddle (San Diego) for most interceptions in the league in 2011 with seven ... Notched multiple interceptions twice in 2011 – at Buffalo (9/25) and vs. Kansas City (11/21).



S Steve Gregory (UFA-SD, '12)

Gregory registered his first interception as a Patriot in the first quarter of Week 3's game at Baltimore. Gregory picked off Joe Flacco and returned the ball 36 yards to the Baltimore 6-yard line. The play helped set up a 2-yard touchdown run by rookie RB Brandon Bolden. Gregory's 36-yard interception return is second to the 41-yard return he had vs. San Francisco on Dec. 16, 2010 when he played with San Diego.

S Patrick Chung (D2a, '09)

Has started all but one game at safety in 2012...Missed eight games due to injury in 2011 ... Finished the season with 67 tackles, 1.0 sack, one interceptions and four passes defended ... Started all three playoff games including Super Bowl XLVI and made 15 tackles and defended one pass.



SECOND WINNINGEST PRO SPORTS TEAM SINCE 1994

PATRIOTS ARE SECOND WINNINGEST PRO SPORTS FRANCHISE SINCE 1994

Since the 1994 season, the Patriots have won 66.8 percent of their regular season games (197-98), compiling the second-highest winning percentage in major American professional sports over that period. Since 1994, there have been 143 franchises that have fielded teams in the five major American sports leagues (NFL, MLB, NBA, NHL and MLS).

HIGHEST WINNING PERCENTAGE IN MAJOR AMERICAN PROFESSIONAL SPORTS, 1994-PRESENT

(Regular Season – Includes National Football League, Major League Baseball, National Basketball Association, National Hockey League and Major League Soccer)

Records updated through games of October 22, 2012

Rk	Team	Lg	W	L	T/OTL	Pct.
1	San Antonio Spurs	NBA	971	456	0	0.680
2	New England Patriots	NFL	197	98	0	0.668
2	Detroit Red Wings	NHL	816	359	185	0.668
4	Los Angeles Lakers	NBA	934	494	0	0.654
5	Green Bay Packers	NFL	189	106	0	0.641
6	Pittsburgh Steelers	NFL	187	106	1	0.638
7	New Jersey Devils	NHL	748	438	174	0.614
8	Seattle Sounders FC	MLS	59	31	37	0.610
9	Utah Jazz	NBA	867	561	0	0.607
10	New York Yankees	MLB	1801	1206	0	0.599
11	Indianapolis Colts	NFL	175	119	0	0.595
12	Dallas Stars	NHL	710	458	192	0.593
13	Philadelphia Flyers	NHL	689	448	210	0.589
14	Phoenix Suns	NBA	841	587	0	0.589
15	Colorado Avalanche/Quebec Nordiques	NHL	707	475	178	0.585
16	Dallas Mavericks	NBA	823	605	0	0.576
17	Atlanta Braves	MLB	1730	1280	0	0.575
18	Denver Broncos	NFL	168	126	0	0.571
19	Philadelphia Eagles	NFL	165	127	1	0.565
20	Los Angeles Galaxy	MLS	248	181	96	0.564
21	Houston Dynamo	MLS	87	61	71	0.559
22	Orlando Magic	NBA	798	630	0	0.559
23	Vancouver Canucks	NHL	658	504	198	0.557
24	San Jose Sharks	NHL	660	508	192	0.556
25	St. Louis Blues	NHL	651	501	207	0.555
26	Miami Heat	NBA	792	636	0	0.555
27	Buffalo Sabres	NHL	660	513	187	0.554
28	Baltimore Ravens	NFL	145	117	1	0.553
29	Oklahoma City/Seattle Thunder	NBA	788	640	0	0.552
30	Boston Bruins	NHL	643	503	214	0.551
31	Boston Red Sox	MLB	1657	1355	0	0.550
32	Indiana Pacers	NBA	785	643	0	0.550
33	Ottawa Senators	NHL	655	520	185	0.550
34	Chicago Fire	MLS	202	157	103	0.549
35	Houston Rockets	NBA	783	645	0	0.548
36	Pittsburgh Penguins	NHL	658	529	172	0.547
37	Washington Capitals	NHL	642	529	188	0.542
38	Detroit Pistons	NBA	773	655	0	0.541
39	Minnesota Vikings	NFL	159	136	0	0.539
40	Portland TrailBlazers	NBA	768	660	0	0.538
41	Nashville Predators	NHL	503	424	139	0.537
42	St. Louis Cardinals	MLB	1611	1398	0	0.535
43	Dallas Cowboys	NFL	157	137	0	0.534
44	New York Giants	NFL	157	137	1	0.534
45	San Francisco 49ers	NFL	157	138	0	0.532
46	Toronto Maple Leafs	NHL	627	548	185	0.529
47	Los Angeles/Anaheim/CA Angels	MLB	1589	1424	0	0.527
48	New Orleans/Charlotte Hornets	NBA	753	675	0	0.527
49	Los Angeles Dodgers	MLB	1584	1427	0	0.526
50	Tennessee Titans/Houston Oilers	NFL	155	140	0	0.525

NOTES: This analysis uses NFL rules when calculating winning percentage, counting ties as a half-win and a half-loss. For NHL teams, overtime losses (OTL) and ties from 2001-2004 (the NHL abolished ties in 2005-2006 and instituted a shootout system) are counted as ties when calculating winning percentage.

HIGHEST WINNING PERCENTAGE AMONG BOSTON-AREA MAJOR PROFESSIONAL SPORTS TEAMS, 1994-PRESENT

(Rankings listed below are each team's overall ranking among the 143 major American pro sports teams)

Records updated through games of October 22, 2012

Rank	Team	Lg.	W	L	T/OTL	Pct.
2	New England Patriots	NFL	197	98	0	0.668
30	Boston Bruins	NHL	643	503	214	0.551
31	Boston Red Sox	MLB	1657	1355	0	0.550
80	Boston Celtics	NBA	713	715	0	0.499
108	New England Revolution	MLS	193	231	102	0.464



THE TEAM OF THE DECADE

When Robert Kraft purchased the New England Patriots in 1994, few would have thought that 17 years later the franchise would be the undisputed team of the decade in the first decade of the new millennium. Kraft brought a winning vision to the organization and dedicated his resources to building a consistent winner. On Jan. 27, 2000, Kraft hired Bill Belichick to coach the team, and three months later the team drafted then-unheralded quarterback Tom Brady, putting the final pieces in place for the Patriots to become the most successful NFL team of the 2000s. Below is a look at the accomplishments of the Patriots during the first decade of the new millennium that earned the Patriots the "Team of the Decade" moniker.

THE PATRIOTS' UNMATCHED NFL SUCCESS FROM 2000-2009

Super Bowl Titles

New England	3
Pittsburgh.....	2
Baltimore.....	1
Indianapolis.....	1
New Orleans.....	1
N.Y. Giants.....	1
Tampa Bay.....	1

Conference Titles

New England	4
Indianapolis.....	2
N.Y. Giants.....	2
Pittsburgh.....	2
10 Teams	1

Division Titles

New England	7
Indianapolis.....	6
Philadelphia.....	5
Pittsburgh.....	5
San Diego.....	5

Note: The Patriots also finished tied for the division lead twice during the 2000s but lost the division title on tiebreakers in 2002 and 2008.

Playoff Wins

New England	14
Philadelphia.....	10
Pittsburgh.....	10
Indianapolis.....	9
Baltimore.....	8

Playoff Winning Percentage

Team	W	L	Pct.
New England	14	4	.777
New Orleans	5	2	.714
Pittsburgh	10	4	.714
Arizona	4	2	.667
Carolina	5	3	.625
Baltimore	8	5	.615

Playoff Games Played

New England	18
Philadelphia.....	18
Indianapolis.....	17
Pittsburgh.....	14
Baltimore.....	13
N.Y. Giants.....	11

Overall Wins

(Includes Regular Season and Playoffs)

New England	126
Indianapolis.....	124
Pittsburgh.....	113
Philadelphia.....	113
Baltimore.....	100

Overall Winning Percentage

(Includes Regular Season and Playoffs)

Team	W	L	T	Pct.
New England	126	52	0	.708
Indianapolis	124	53	0	.701
Pittsburgh	113	60	1	.652
Philadelphia	113	64	1	.638
Green Bay	98	71	0	.580

Most Victories in a Season (Inc. Playoffs), 2000-09

Team	Year	W
New England	2007	18
New England	2003	17
New England	2004	17
Baltimore	2000	16
St. Louis	2001	16
Pittsburgh	2004	16
Indianapolis	2006	16
Indianapolis	2009	16
New Orleans	2009	16

Most Victories in a Single Regular Season, 2000-09

Team	Year	W
New England	2007	16
Pittsburgh	2004	15
New England	2003	14
New England	2004	14
Indianapolis	2005	14
Indianapolis	2009	14
St. Louis	2001	14

Playoff Games Hosted

New England	9
Philadelphia	9
Pittsburgh.....	8
Indianapolis.....	8

Major Sports League Titles, 2000-09

Los Angeles Lakers	NBA	4
New England Patriots	NFL	3
San Antonio Spurs	NBA	3
Boston Red Sox	MLB	2
Detroit Red Wings	NHL	2
Houston Dynamo	MLS	2
Los Angeles Galaxy	MLS	2
New Jersey Devils	NHL	2
New York Yankees	MLB	2
Pittsburgh Steelers	NFL	2
San Jose Earthquakes	MLS	2

Major Sports Conference Titles, 2000-09

Los Angeles Lakers	NBA	6
New England Patriots	NFL	4
New England Revolution	MLS	4
Los Angeles Galaxy	MLS	4
New York Yankees	MLB	4
Detroit Red Wings	NHL	3
New Jersey Devils	NHL	3
San Antonio Spurs	NBA	3

Seasons of NFL Playoff Advancement

Philadelphia	7
New England	6
Pittsburgh.....	5
Baltimore.....	4
Indianapolis.....	4
Green Bay	3
Oakland.....	3
Seattle	3
New Orleans.....	3



PATRIOTS FOOTBALL NETWORK

The **Patriots Football Network** (PFN) is the full portfolio of media offerings from the three-time Super Bowl Champion New England Patriots. PFN provides Patriots content produced both in-house and with media partners spanning print, television, radio and the Internet.

PATRIOTS ALL ACCESS

T Emmy-Award winning Patriots All Access airs weekly throughout the season on WBZ, Channel 4 in Boston and regional affiliates. Patriots All Access features exclusive, behind-the-scenes access and in-depth weekly features on Patriots players and personnel. Hosted by WBZ's Steve Burton, the show features weekly sit-downs with Coach Bill Belichick, including the popular "Belestrator" segment where the coach breaks down upcoming opponents. Fridays at 7:00 p.m. and Sundays at 9:00 a.m. on **TV 38 in Boston; WNAC-TV in Providence**; Saturdays at 12:05 a.m. on **WMUR-TV in Manchester, N.H.** Saturdays at 5:00 a.m. on **WMTW-TV in Portland, Maine**; Saturdays at 5:00 p.m. on **WCTX-TV in Hartford, Conn.** Saturdays at 7:00 p.m. on **WFXQ-TV in Springfield, Mass.**; Sundays at 11:00 a.m. on **WVII-TV in Bangor, Maine**



TOTALLY PATRIOTS



Totally Patriots is a unique, one of a kind Patriots show aimed for the next generation of Patriots fans. This weekly, youth oriented football show allows school aged fans unprecedented access to their favorite players, enabling them to ask questions in a relaxed, informal setting. It airs on TV-38 on Saturday at morning 10 a.m.

PATRIOTS TODAY AND PATRIOTS THIS WEEK

PATRIOTS TODAY: Available daily at Patriots.com and on Verizon Fios on Demand, as well as on Verizon wireless' VCAST.

PATRIOTS THIS WEEK: Fridays 9:30 p.m. on Comcast Sports Net.

Patriots Today gives fans a daily, in-depth look at the club that is unmatched by any other outlet. The show is hosted by Jackie Brittain with daily reports from Brian Lowe and twice-weekly analysis from PFW's Paul Perillo. This daily Webcast is dedicated exclusively to the Patriots and provides daily features, reports and commentary that will satisfy every fan's daily Patriots fix. Every Friday at 10:30 a.m. on Comcast Sports Net, Jackie Brittain will bring you *Patriots This Week*, providing a thorough recap of each week's developments.

PATRIOTS.COM NEWS

Patriots.com features daily updates and exclusive content from the writers of *Patriots Football Weekly*, offering everything from breaking news to player features and the popular "Ask PFW" postings.

VIDEO

The first professional sports team website to offer streaming video provides Patriots fans with a variety of exclusive video content. Visitors can choose their channel and watch exclusive video from news to cheerleaders. Patriots.com also features video of every Patriots press conference, including postgame press conferences and Coach Belichick's weekday media updates.

AUDIO

Patriots Web Radio programming is available exclusively on Patriots.com beginning at noon each day, Monday through Friday. Kicking off the programming lineup is PFW In Progress, a daily online program that features candid commentary from the writers of *Patriots Football Weekly*. Following PFW In Progress is Patriots Playbook, hosted by John Rooke, featuring items from around the NFL. And new in 2012 is the addition of three shows from FootballNation.com including Kerry Byrne and his Cold Hard Patriots.com also offers streaming audio of every Patriots press conference, as well as archives of Patriots.com Radio shows and exclusive podcasts.

PATRIOTS MONDAY ON WEEI

WEEI Sports Radio broadcasts Patriots Monday each week, offering fans unique insight and analysis from Coach Belichick and Tom Brady in addition to other Patriots players. WEEI will broadcast Patriots Monday live from Gillette Stadium each Monday, kicking off with Dennis & Callahan at 6:00 a.m.

PATRIOTS FRIDAY ON WEEI

WEEI Sports Radio broadcasts Patriots Friday each week, offering fans a look ahead at the weekend's game, match ups and rivalries. Various Patriots players will be featured on air. WEEI will broadcast Patriots Fridays each week throughout the season, kicking off with Dennis & Callahan at 6:00 a.m., followed by Mutt and Merloni at 10:00 a.m. and The Big Show with Glenn Ordway and Michael Holley from 2:00 to 6:00 p.m.

98.5 THE SPORTS HUB PATRIOTS RADIO NETWORK

A new era in Patriots Radio history began in 2009, with the move of the game broadcasts to 98.5 FM, Boston's Sports Hub. The transition to Boston's new all-sports radio station insures that Patriots fans will continue to hear every kick, block and tackle in stereo, and without static, in crystal-clear FM quality. Fans all over New England will be able to listen in to any of 40 stations on the Safety Insurance 98.5 The Sports Hub Patriots Radio Network, starting with Patriots Preview three hours before kickoff, and capped off with Patriots Postgame for three hours after the final gun.

FLAGSHIP STATION 98.5 FM Boston's Sports Hub

MASSACHUSETTS			NEW HAMPSHIRE		
WAQY	Springfield	102.1 FM	WTPL	Concord	107.7 FM
WBEC	Pittsfield	1420 AM	WSAK	Hampton	102.1 FM
WPKZ	Fitchburg	1280 AM	WLKZ	Laconia	104.9 FM
WNAW	N. Adams	1230 AM	WKNE	Keene	99.1 FM
WBSM	New Bedford	1420 AM	WSHK	Portsmouth	105.3 FM
WPVQ	Greenfield	95.3 FM	WGHM	Nashua	1590 AM
WSAR	Fall River	1480 AM	WPKQ	N. Conway	103.7 FM
WWFX	Worcester	100.1 FM	WGAM	Manchester	1250 AM
WXTK	Hyannis	95.1 FM			

MAINE		
WEBB	Augusta	98.5 FM
WWMJ	Bangor	95.7 FM
WBLM	Portland	102.9 FM
WEGP	Presque Isle	1390 AM

CONNECTICUT		
WCCC	Hartford	106.9 FM
WGCH	Greenwich	1490 AM
WINY	Putnam	1350 AM
WMOS	New London	102.3 FM

RHODE ISLAND		
WPRO	Providence	630 AM
WEAN	Providence	99.7 FM

NEBRASKA		
KRNP	Sutherland	100.7 FM

NEW YORK		
WUSP	Utica	95.5 FM
WUSP	Utica	1550 AM
WARD	Utica	1480 AM

VERMONT		
WBTN	Bennington	1370 AM
WORK	Barre	107.1 FM
WKVT	Brattleboro	92.7 FM
WCPV	Burlington	101.3 FM
WEXP	Rutland	101.5 FM
WMOO	Derby Center	92.1 FM
WSTJ	St Johnsbury	1340 AM
WMXR	Woodstock	93.9 FM



2012 OFFENSIVE STATISTICS

WON 4, LOST 3

09/09 W 34-13	at Tennessee	69,143
09/16 L 18-20	Arizona	68,756
09/23 L 30-31	at Baltimore	71,269
09/30 W 52-28	at Buffalo	70,684
10/07 W 31-21	Denver	68,756
10/14 L 23-24	at Seattle	68,137
10/21 W 29-26 OT	New York Jets	68,752
10/28	at St. Louis	
11/11	Buffalo	
11/18	Indianapolis	
11/22	at New York Jets	
12/02	at Miami	
12/10	Houston	
12/16	San Francisco	
12/23	at Jacksonville	
12/30	Miami	

	N.E.	Opp.
TOTAL FIRST DOWNS	203	144
Rushing	75	35
Passing	114	95
Penalty	14	14
3rd Down: Made/Att	50/105	40/91
3rd Down Pct.	47.6	44.0
4th Down: Made/Att	0/2	3/7
4th Down Pct.	0.0	42.9
POSSESSION AVG.	31:44	28:16
TOTAL NET YARDS	3053	2632
Avg. Per Game	436.1	376.0
Total Plays	547	455
Avg. Per Play	5.6	5.8
NET YARDS RUSHING	1045	602
Avg. Per Game	149.3	86.0
Total Rushes	248	180
NET YARDS PASSING	2008	2030
Avg. Per Game	286.9	290.0
Sacked/Yards Lost	14/96	15/72
Gross Yards	2104	2102
Att./Completions	285/186	260/169
Completion Pct.	65.3	65.0
Had Intercepted	3	7
PUNTS/AVERAGE	29/39.6	28/49.3
NET PUNTING AVG.	29/35.7	28/41.1
PENALTIES/YARDS	40/352	41/337
FUMBLES/BALL LOST	7/4	16/11
TOUCHDOWNS	24	19
Rushing	10	3
Passing	12	16
Returns	2	0

* SCORE BY PERIODS	Q1	Q2	Q3	Q4	OT	PTS
TEAM	58	46	55	55	3	217
OPPONENTS	26	38	38	61	0	163

* SCORING	TD	Ru	Pa	Rt	K-PAT	FG	S	PTS
Gostkowski	0	0	0	0	23/23	16/19	0	71
Gronkowski	5	0	5	0			0	30
Ridley	4	4	0	0			0	24
Bolden	2	2	0	0			0	12
Brady	2	2	0	0			0	12
Hernandez	2	0	2	0			0	12
Welker	2	0	2	0			0	12
Woodhead	2	1	1	0			0	12
Edelman	1	0	1	0			0	6
Dont'a Hightower	1	0	0	1			0	6
Lloyd	1	0	1	0			0	6
McCourty	1	0	0	1			0	6
Vereen	1	1	0	0			0	6
TEAM	24	10	12	2	23/23	16/19	1	217
OPPONENTS	19	3	16	0	19/19	10/10	0	163

2-Pt Conv: TM 0-1, OPP 0-0

SACKS: Jones 5, Ninkovich 4,
Dont'a Hightower 2, Cunningham 1.5, Love 1.5,
Mayo 1, TM 15, OPP 14

FUM/LOST: Brady 2/0, Ridley 2/1,
Gronkowski 1/1, McCourty 1/1, Welker 1/1

* RUSHING	No.	Yds	Avg	Long	TD
Ridley	135	589	4.4	20	4
Bolden	43	234	5.4	27	2
Woodhead	46	161	3.5	19	1
Vereen	10	50	5.0	16	1
Brady	10	9	0.9	7	2
Hernandez	1	5	5.0	5	0
Hilliard TM	1	2	2.0	2	0
Edelman	2	-5	-2.5	8	0
TEAM	248	1045	4.2	27	10
OPPONENTS	180	602	3.3	17	3

* RECEIVING	No.	Yds	Avg	Long	TD
Welker	54	688	12.7	59	2
Gronkowski	35	434	12.4	41	5
Lloyd	35	407	11.6	27	1
Hernandez	17	143	8.4	23t	2
Woodhead	14	144	10.3	25	1
Edelman	12	92	7.7	17	1
Ridley	6	51	8.5	20	0
Branch	5	50	10.0	25	0
Fells	2	53	26.5	35	0
Vereen	2	15	7.5	10	0
Bolden	2	11	5.5	11	0
Winslow	1	12	12.0	12	0
Hoomanawanui	1	4	4.0	4	0
TEAM	186	2104	11.3	59	12
OPPONENTS	169	2102	12.4	68t	16

* INTERCEPTIONS	No.	Yds	Avg	Long	TD
McCourty	2	34	17.0	34	0
Wilson	2	22	11.0	22	0
Gregory	1	36	36.0	36	0
Dennard	1	0	0.0	0	0
Mayo	1	0	0.0	0	0
TEAM	7	92	13.1	36	0
OPPONENTS	3	23	7.7	23	0

* PUNTING	No.	Yds	Avg	Net	TB	In	Lg	B
Mesko	28	1148	41.0	35.7	2	17	56	1
TEAM	29	1148	39.6	35.7	2	17	56	1
OPPONENTS	28	1381	49.3	41.1	3	10	66	0

* PUNT RETURNS	Ret	FC	Yds	Avg	Long	TD
Welker	8	3	108	13.5	27	0
Edelman	6	1	63	10.5	22	0
TEAM	14	4	171	12.2	27	0
OPPONENTS	8	11	73	9.1	25	0

* KICKOFF RETURNS	No.	Yds	Avg	Long	TD
McCourty	12	340	28.3	104t	1
Woodhead	2	43	21.5	23	0
Edelman	1	6	6.0	6	0
Gronkowski	1	0	0.0	0	0
Slater	1	19	19.0	19	0
Welker	1	17	17.0	17	0
TEAM	18	425	23.6	104t	1
OPPONENTS	21	472	22.5	41	0

* FIELD GOALS	1-19	20-29	30-39	40-49	50+
Gostkowski	0/ 0	4/ 4	6/ 6	4/ 7	2/2
TEAM	0/ 0	4/ 4	6/ 6	4/ 7	2/2
OPPONENTS	0/ 0	4/ 4	2/ 2	3/ 3	1/1
Gostkowski: (25G,31G) (46G,34G,51G,53G,42N) (37G, 49G,20G) (49N,42N,30G) (23G) (25G,35G,35G) (43G,48G)					
OPP: (28G,24G) (38G,47G) (27G) () () (34G) (54G,21G, 43G,43G)					

* PASSING	Att	Cmp	Yds	Cmp%	Yds/Att	TD	TD%	Int	Int%	Long	Sack/Lost	Rating
Brady	285	186	2104	65.3	7.38	12	4.2	3	1.1	59	14/ 96	96.9
TEAM	285	186	2104	65.3	7.38	12	4.2	3	1.1	59	14/ 96	96.9
OPPONENTS	260	169	2102	65.0	8.08	16	6.2	7	2.7	68t	15/ 72	99.2



2012 DEFENSIVE STATISTICS

Tackle Statistics based on Coaches Film Review

PLAYER Name	TACKLES			SACKS			INTERCEPTIONS				FUMBLES				SP. TEAMS				
	TT	UT	A	S	Yds	QH	Int	Yds	TD	PD	FF	FR	Yds	TD	TT	UT	A	FF	FR
Jerod Mayo	84	55	29	1.0	7.0	1	1	0	0	2	1	2	0	0	0	0	0	0	0
Brandon Spikes	60	38	22	0.0	0.0	3	0	0	0	1	3	0	0	0	0	0	0	0	0
Devin McCourty	38	34	4	0.0	0.0	0	2	34	0	9	0	0	0	0	1	1	0	0	0
Patrick Chung	35	19	16	0.0	0.0	0	0	0	0	2	0	0	0	0	1	0	1	0	0
Chandler Jones	33	17	16	5.0	16.0	10	0	0	0	1	3	0	0	0	0	0	0	0	0
Kyle Arrington	30	24	6	0.0	0.0	0	0	0	0	3	0	0	0	0	4	4	0	0	0
Dont'a Hightower	28	24	4	2.0	10.0	2	0	0	0	0	0	1	6	1	0	0	0	0	0
Rob Ninkovich	26	18	8	4.0	20.5	5	0	0	0	0	4	2	0	0	0	0	0	0	0
Tavon Wilson	24	18	6	0.0	0.0	0	2	22	0	4	0	2	0	0	3	2	1	0	0
Vince Wilfork	23	15	8	0.0	0.0	2	0	0	0	3	0	3	0	0	0	0	0	0	0
Kyle Love	22	11	11	1.5	4.0	1	0	0	0	0	0	0	0	0	0	0	0	0	0
Steve Gregory	14	11	3	0.0	0.0	0	1	36	0	1	0	0	0	0	0	0	0	0	0
Jermaine Cunningham	12	8	4	1.5	14.5	3	0	0	0	0	0	1	0	0	0	0	0	0	0
Ras-I Dowling	7	5	2	0.0	0.0	0	0	0	0	1	0	0	0	0	0	0	0	0	0
Sterling Moore	6	6	0	0.0	0.0	0	0	0	0	0	1	1	0	0	0	0	0	0	0
Alfonzo Dennard	6	5	1	0.0	0.0	0	1	0	0	2	0	0	0	0	0	0	0	0	0
Tracy White	3	2	1	0.0	0.0	0	0	0	0	0	0	0	0	0	1	1	0	0	0
Trevor Scott	1	1	0	0.0	0.0	1	0	0	0	0	0	0	0	0	2	2	0	0	0
Niko Koutouvides	1	0	1	0.0	0.0	0	0	0	0	0	0	0	0	0	3	0	3	0	0
Nate Ebner	0	0	0	0.0	0.0	0	0	0	0	0	0	0	0	0	3	3	0	0	0
Marquice Cole	0	0	0	0.0	0.0	0	0	0	0	0	0	0	0	0	2	1	1	0	0
Brandon Deaderick	0	0	0	0.0	0.0	1	0	0	0	0	0	0	0	0	0	0	0	0	0
Bobby Carpenter	0	0	0	0.0	0.0	0	0	0	0	0	0	0	0	0	2	2	0	0	0
M.Hoomanawanui	0	0	0	0.0	0.0	0	0	0	0	0	0	0	0	0	1	1	0	0	0
Justin Francis	0	0	0	0.0	0.0	0	0	0	0	0	0	0	0	0	1	0	1	0	0
Shane Vereen	0	0	0	0.0	0.0	0	0	0	0	0	0	0	0	0	1	1	0	0	0
Julian Edelman	0	0	0	0.0	0.0	0	0	0	0	0	0	0	0	0	1	1	0	0	0
Brandon Bolden	0	0	0	0.0	0.0	0	0	0	0	0	0	0	0	0	2	2	0	0	0
Matthew Slater	0	0	0	0.0	0.0	0	0	0	0	0	0	0	0	0	8	4	4	0	0
Steven Gostkowski	0	0	0	0.0	0.0	0	0	0	0	0	0	0	0	0	1	1	0	0	0
TOTALS	453	311	142	15.0	72.0	29	7	92	0	29	12	12	6	1	37	26	11	0	0

FUMBLES - LOST (7-4)				
	No.	Lost	Own Rec	O.B.
Tom Brady	2	0	1	0
Rob Gronkowski	1	1	0	0
Devin McCourty	1	1	0	0
Stevan Ridley	2	1	0	1
Nate Solder	0	0	1	0
Wes Welker	1	1	0	0
TOTALS	7	4	1	1

MISC. OFFENSIVE STATS				
	Tkl	Ast	FF	FR
Tom Brady	1	0	0	0
Deion Branch	1	0	0	0
Julian Edelman	1	0	0	0
Rob Gronkowski	1	0	0	0
Stevan Ridley	1	0	0	0
Ryan Wendell	1	0	0	0
TOTALS	6	0	0	0

KEY	
TT-Total Tackles	Int/Yds-Interceptions/Yards Returned
UT-Unassisted Tackles	PD-Passes Defensed

BLOCKED KICKS		
	XP	FG
Totals	0	0



2012 New England Patriots Roster

AS OF OCTOBER 23, 2012

ALPHABETICAL ROSTER

#	NAME	POS	HT	WT	BORN	YR	COLLEGE	H.S. HOMETOWN
48	Aiken, Danny	LS	6-4	260	8/28/1988	2	Virginia	Roanoke, Va.
24	Arrington, Kyle	CB	5-10	195	8/12/1986	4	Hofstra	Accokeek, Md.
92	Bequette, Jake	DE	6-4	265	2/21/1989	R	Arkansas	Little Rock, Ark.
38	Bolden, Brandon	RB	5-11	220	1/26/1990	R	Mississippi	Baton Rouge, La.
97	Brace, Ron	DL	6-3	330	12/18/1986	4	Boston College	Worcester, Mass.
12	Brady, Tom	QB	6-4	225	8/3/1977	13	Michigan	San Mateo, Calif.
84	Branch, Deion	WR	5-9	195	7/18/1979	11	Louisville	Albany, Ga.
61	Cannon, Marcus	OL	6-5	340	5/6/1988	2	Texas Christian	Odessa, Texas
59	Carpenter, Bobby	LB	6-2	250	8/1/1983	7	Ohio State	Lancaster, Ohio
25	Chung, Patrick	S	5-11	210	8/19/1987	4	Oregon	Rancho Cucamonga, Calif.
23	Cole, Marquice	CB	5-10	195	11/13/1983	4	Northwestern	Hazel Crest, Ill.
63	Connolly, Dan	OL	6-4	310	9/2/1982	7	Southeast Missouri St.	St. Louis, Mo.
96	Cunningham, Jermaine	DE	6-3	255	4/24/1988	3	Florida	Stone Mountain, Ga.
71	Deaderick, Brandon	DL	6-4	305	8/19/1987	3	Alabama	Elizabethtown, Ky.
37	Dennard, Alfonzo	CB	5-10	200	9/9/1989	R	Nebraska	Rochelle, Ga.
21	Dowling, Ras-I	CB	6-1	210	5/9/1988	2	Virginia	Chesapeake, Va.
43	Ebner, Nate	DB	6-0	210	12/14/1988	R	Ohio State	Dublin, Ohio
11	Edelman, Julian	WR	5-10	200	5/22/1986	4	Kent State	Redwood City, Calif.
86	Fells, Daniel	TE	6-4	265	9/23/1983	6	UC Davis	Fullerton, Calif.
94	Francis, Justin	DL	6-4	270	2/8/1989	R	Rutgers	Opa-Locka, Fla.
3	Gostkowski, Stephen	K	6-1	215	1/28/1984	7	Memphis	Madison, Miss.
28	Gregory, Steve	S	5-11	200	1/8/1983	7	Syracuse	Staten Island, N.Y.
87	Gronkowski, Rob	TE	6-6	265	5/14/1989	3	Arizona	Pittsburgh, Pa.
81	Hernandez, Aaron	TE	6-1	245	11/6/1989	3	Florida	Bristol, Conn.
54	Hightower, Dont'a	LB	6-3	270	3/12/1990	R	Alabama	Lewisburg, Tenn.
47	Hoomanawanui, Michael	TE	6-4	263	7/4/1988	3	Illinois	Bloomington, Ill.
95	Jones, Chandler	DE	6-5	260	2/27/1990	R	Syracuse	Endicott, N.Y.
90	Koutouvides, Niko	LB	6-2	245	3/25/1981	9	Purdue	New Britain, Conn.
85	Lloyd, Brandon	WR	6-0	200	7/5/1981	10	Illinois	Blue Springs, Mo.
74	Love, Kyle	DL	6-1	315	11/18/1986	3	Mississippi State	Fairburn, Ga.
15	Mallett, Ryan	QB	6-6	245	6/5/1988	2	Arkansas	Texarkana, Texas
70	Mankins, Logan	G	6-4	310	3/10/1982	8	Fresno State	Catheys Valley, Calif.
51	Mayo, Jerod	LB	6-1	250	2/23/1986	5	Tennessee	Hampton, Va.
32	McCourt, Devin	CB	5-10	195	8/13/1987	3	Rutgers	Montvale, N.J.
65	McDonald, Nick	OL	6-4	305	6/27/1987	3	Grand Valley State	Sterling Heights, Mich.
14	Mesko, Zoltan	P	6-5	230	3/6/1986	3	Michigan	Twinsburg, Ohio
29	Moore, Sterling	DB	5-10	200	2/3/1990	2	Southern Methodist	Antioch, Calif.
50	Ninkovich, Rob	DL	6-2	260	2/1/1984	7	Purdue	Blue Island, Ill.
22	Ridley, Stevan	RB	5-11	220	1/27/1989	2	Louisiana State	Natchez, Miss.
99	Scott, Trevor	DE	6-5	250	8/30/1984	5	Buffalo	Potsdam, N.Y.
18	Slater, Matthew	WR	6-0	210	9/9/1985	5	UCLA	Anaheim, Calif.
77	Solder, Nate	T	6-8	320	4/12/1988	2	Colorado	Buena Vista, Colo.
55	Spikes, Brandon	LB	6-2	255	9/3/1987	3	Florida	Shelby, N.C.
53	Tarpinian, Jeff	LB	6-3	240	10/16/1987	2	Iowa	Omaha, Neb.
64	Thomas, Donald	OL	6-4	305	9/25/1985	5	Connecticut	New Haven, Conn.
34	Vereen, Shane	RB	5-9	205	5/2/1989	2	California	Valencia, Calif.
76	Vollmer, Sebastian	T	6-8	320	7/10/1984	4	Houston	Kaarst, Germany
83	Welker, Wes	WR	5-9	185	5/1/1981	9	Texas Tech	Oklahoma City, Okla.
62	Wendell, Ryan	OL	6-2	300	3/4/1986	4	Fresno State	Diamond Bar, Calif.
58	White, Tracy	LB	6-0	235	4/14/1981	10	Howard	St. Stephen, S.C.
75	Wilfork, Vince	DL	6-2	325	11/4/1981	9	Miami (Fla.)	Boynton Beach, Fla.
27	Wilson, Tavon	DB	6-0	210	3/19/1990	R	Illinois	Washington, D.C.
39	Woodhead, Danny	RB	5-8	200	1/25/1985	5	Chadron State	North Platte, Neb.

NUMERICAL ROSTER

#	NAME	POS
3	Stephen Gostkowski	K
11	Julian Edelman	WR
12	Tom Brady	QB
14	Zoltan Mesko	P
15	Ryan Mallett	QB
18	Matthew Slater	WR
21	Ras-I Dowling	CB
22	Stevan Ridley	RB
23	Marquice Cole	CB
24	Kyle Arrington	CB
25	Patrick Chung	S
27	Tavon Wilson	DB
28	Steve Gregory	S
29	Sterling Moore	DB
32	Devin McCourt	CB
34	Shane Vereen	RB
37	Alfonzo Dennard	CB
38	Brandon Bolden	RB
39	Danny Woodhead	RB
43	Nate Ebner	DB
47	Michael Hoomanawanui	TE
48	Danny Aiken	LS
50	Rob Ninkovich	DL
51	Jerod Mayo	LB
53	Jeff Tarpinian	LB
54	Dont'a Hightower	LB
55	Brandon Spikes	LB
58	Tracy White	LB
59	Bobby Carpenter	LB
61	Marcus Cannon	OL
62	Ryan Wendell	OL
63	Dan Connolly	OL
64	Donald Thomas	OL
65	Nick McDonald	OL
70	Logan Mankins	G
71	Brandon Deaderick	DL
74	Kyle Love	DL
75	Vince Wilfork	DL
76	Sebastian Vollmer	T
77	Nate Solder	T
81	Aaron Hernandez	TE
83	Wes Welker	WR
84	Deion Branch	WR
85	Brandon Lloyd	WR
86	Daniel Fells	TE
87	Rob Gronkowski	TE
90	Niko Koutouvides	LB
92	Jake Bequette	DE
94	Justin Francis	DL
95	Chandler Jones	DE
96	Jermaine Cunningham	DE
97	Ron Brace	DL
99	Trevor Scott	DE

PRACTICE SQUAD

#	NAME	POS	HT	WT	BORN	YR	COLLEGE	H.S. HOMETOWN
46	Develin, James	RB	6-3	251	7/23/1988	2	Brown	Gilbertsville, Pa.
98	Forston, Marcus	DL	6-3	305	9/28/1989	R	Miami (Fla..)	Miami, Fla.
68	Kopa, Matt	OL	6-6	310	2/25/1987	2	Stanford	Elk Grove, Calif.
17	Salas, Greg	WR	6-1	209	8/25/1988	2	Hawaii	Chino, Calif.
49	Silvestro, Alex	TE	6-3	260	11/15/1988	1	Rutgers	Gibbstown, N.J.
60	Warren, Jeremiah	OL	6-4	320	9/20/1987	R	South Florida	Panama City, Fla.
41	Williams, Malcolm	DB	5-11	205	11/22/1987	2	Texas Christian	Grand Prairie, Texas

PRACTICE SQUAD

#	NAME	POS
17	Greg Salas	WR
41	Malcolm Williams	DB
46	James Develin	RB
49	Alex Silvestro	TE
60	Jeremiah Warren	OL
68	Matt Kopa	OL
98	Marcus Forston	DL

RESERVE/DID NOT REPORT

#	NAME	POS	HT	WT	BORN	YR	COLLEGE	H.S. HOMETOWN
54	Waters, Brian	G	6-3	320	2/18/1977	13	North Texas	Waxahachie, Texas

RESERVE/DID NOT REPORT

#	NAME	POS
54	Brian Waters	G

RESERVE/P.U.P. LIST

#	NAME	POS	HT	WT	BORN	YR	COLLEGE	H.S. HOMETOWN
88	Ballard, Jake	TE	6-6	275	12/21/1987	2	Ohio State	Springboro, Ohio
91	Pryor, Myron	DL	6-1	305	6/13/1986	4	Kentucky	Louisville, Ky.

RESERVE/P.U.P. LIST

#	NAME	POS
91	Myron Pryor	DL
88	Jake Ballard	TE

RESERVE/N.F.I. LIST

#	NAME	POS	HT	WT	BORN	YR	COLLEGE	H.S. HOMETOWN
66	Zusevics, Markus	T	6-5	300	4/25/1989	R	Iowa	Arlington Heights, Ill.

RESERVE/N.F.I. LIST

#	NAME	POS
66	Markus Zusevics	T

EXEMPT/LEFT SQUAD

#	NAME	POS	HT	WT	BORN	YR	COLLEGE	H.S. HOMETOWN
42	Fiammetta, Tony	FB	6-0	250	8/22/1986	4	Syracuse	Walkersville, Md.

EXEMPT/LEFT SQUAD

#	NAME	POS
42	Tony Fiammetta	FB

RESERVE/INJURED LIST

#	NAME	POS	HT	WT	BORN	YR	COLLEGE	H.S. HOMETOWN
26	Allen, Will	CB	5-10	195	8/5/1978	12	Syracuse	Syracuse, N.Y.
30	Barrett, Josh	S	6-2	225	11/22/1984	5	Arizona State	Reno, Nev.
42	Demps, Jeff	RB	5-7	191	1/8/1990	R	Florida	Groveland, Fla.
52	Fletcher, Dane	LB	6-2	245	9/14/1986	3	Montana State	Bozeman, Mont.
82	Herman, Brad	TE	6-5	255	12/29/1989	R	Iowa	Metamora, Ill.
69	Hix, Kyle	OL	6-7	315	9/23/1988	2	Texas	Aledo, Tex.
46	Larsen, Spencer	FB	6-2	245	3/4/1984	5	Arizona	Gilbert, Ariz.
71	Richard, Jamey	OL	6-5	295	10/9/1984	5	Buffalo	Weston, Conn.
80	Shiancoe, Visanthe	TE	6-4	250	6/18/1980	10	Morgan State	Laurel, Md.

RESERVE/INJURED LIST

#	NAME	POS
26	Will Allen	CB
30	Josh Barrett	S
42	Jeff Demps	RB
46	Spencer Larsen	FB
52	Dane Fletcher	LB
69	Kyle Hix	OL
71	Jamey Richard	OL
80	Visanthe Shiancoe	TE
82	Brad Herman	TE

RESERVE/MILITARY LIST

#	NAME	POS	HT	WT	BORN	YR	COLLEGE	H.S. HOMETOWN
15	White, Shun	WR	5-8	195	12/9/1985	1	Navy	Memphis, Tenn.

RESERVE/MILITARY LIST

#	NAME	POS
15	Shun White	WR

HEAD COACH: BILL BELICHICK

ASSISTANTS: Josh Boyer, Cornerbacks; Moses Cabrera, Assistant Strength and Conditioning; Ivan Fears, Running Backs; Brian Flores, Safeties;

George Godsey, Tight Ends; Patrick Graham, Defensive Line; Pepper Johnson, Linebackers; Joe Judge, Special Teams Assistant; Josh McDaniels, Offensive Coordinator/Quarterbacks;

Harold Nash, Head Strength and Conditioning; Scott O'Brien, Special Teams; Chad O'Shea, Receivers; Matt Patricia, Defensive Coordinator; Dante Scarnecchia, Assistant Head Coach/Offensive Line



2012 Numerical Roster

October 23, 2012

3	Stephen Gostkowski	K	6-1	215	28	7	Memphis	D4b-06
11	Julian Edelman	WR	5-10	200	26	4	Kent State	D7a-09
12	Tom Brady	QB	6-4	225	35	13	Michigan	D6b-00
14	Zoltan Mesko	P	6-5	230	26	3	Michigan	D5-10
15	Ryan Mallett	QB	6-6	245	24	2	Arkansas	D3b-11
18	Matthew Slater	WR	6-0	210	27	5	UCLA	D5-08
21	Ras-I Dowling	CB	6-1	210	24	2	Virginia	D2a-11
22	Stevan Ridley	RB	5-11	220	23	2	Louisiana State	D3a-11
23	Marquice Cole	CB	5-10	195	28	4	Northwestern	FA-12
24	Kyle Arrington	CB	5-10	195	26	4	Hofstra	FA-09
25	Patrick Chung	S	5-11	210	25	4	Oregon	D2a-09
27	Tavon Wilson	DB	6-0	210	22	R	Illinois	D2-12
28	Steve Gregory	S	5-11	200	29	7	Syracuse	UFA(SD)-12
29	Sterling Moore	DB	5-10	200	22	2	Southern Methodist	FA-11
32	Devin McCourty	CB	5-10	195	25	3	Rutgers	D1-10
34	Shane Vereen	RB	5-9	205	23	2	California	D2b-11
37	Alfonzo Dennard	DB	5-10	200	23	R	Nebraska	D7a-12
38	Brandon Bolden	RB	5-11	220	22	R	Mississippi	FA-12
39	Danny Woodhead	RB	5-8	200	27	5	Chadron State	FA-10
43	Nate Ebner	DB	6-0	210	23	R	Ohio State	D6-12
47	Michael Hoomanawanui	TE	6-4	263	24	3	Illinois	FA-12
48	Danny Aiken	LS	6-4	260	24	2	Virginia	CW(BUF)-11
50	Rob Ninkovich	DL	6-2	260	28	7	Purdue	FA-09
51	Jerod Mayo	LB	6-1	250	26	5	Tennessee	D1-08
53	Jeff Tarpinian	LB	6-3	240	25	2	Iowa	FA-11
54	Dont'a Hightower	LB	6-3	270	22	R	Alabama	D1b-12
55	Brandon Spikes	LB	6-2	255	25	3	Florida	D2c-10
58	Tracy White	LB	6-0	235	31	10	Howard	TR(PHI)-10
59	Bobby Carpenter	LB	6-2	250	29	7	Ohio State	FA-12
61	Marcus Cannon	OL	6-5	340	24	2	Texas Christian	D5a-11
62	Ryan Wendell	OL	6-2	300	26	4	Fresno State	FA-08
63	Dan Connolly	OL	6-4	310	30	7	Southeast Missouri St.	FA(JAX)-08
64	Donald Thomas	OL	6-4	305	27	5	Connecticut	FA-11
65	Nick McDonald	OL	6-4	305	25	3	Grand Valley State	FA-11
70	Logan Mankins	G	6-4	310	30	8	Fresno State	D1-05
71	Brandon Deaderick	DL	6-4	305	25	3	Alabama	D7b-10
74	Kyle Love	DL	6-1	315	25	3	Mississippi State	FA-10
75	Vince Wilfork	DL	6-2	325	30	9	Miami (Fla.)	D1a-04
76	Sebastian Vollmer	T	6-8	320	28	4	Houston	D2d-09
77	Nate Solder	T	6-8	320	24	2	Colorado	D1-11
81	Aaron Hernandez	TE	6-1	245	22	3	Florida	D4-10
83	Wes Welker	WR	5-9	185	31	9	Texas Tech	TR(MIA)-07
84	Deion Branch	WR	5-9	195	33	11	Louisville	FA-12
85	Brandon Lloyd	WR	6-0	200	31	10	Illinois	UFA(STL)-12
86	Daniel Fells	TE	6-4	265	29	6	UC Davis	UFA(DEN)-12
87	Rob Gronkowski	TE	6-6	265	23	3	Arizona	D2a-10
90	Niko Koutouvides	LB	6-2	245	31	9	Purdue	FA-12
92	Jake Bequette	DE	6-5	265	23	R	Arkansas	D3-12
94	Justin Francis	DL	6-4	270	23	R	Rutgers	FA-12
95	Chandler Jones	DE	6-5	260	22	R	Syracuse	D1a-12
96	Jermaine Cunningham	DE	6-3	255	24	3	Florida	D2b-10
97	Ron Brace	DL	6-3	330	25	4	Boston College	D2b-09
99	Trevor Scott	DE	6-5	250	28	5	Buffalo	UFA(OAK)-12

PRACTICE SQUAD

#	NAME	POS	HT	WT	AGE	YR	COLLEGE	ACQ.
17	Greg Salas	WR	6-1	209	24	2	Hawaii	TR(STL)-12
41	Malcolm Williams	DB	5-11	205	24	2	Texas Christian	D7-11
46	James Develin	RB	6-3	251	24	2	Brown	FA-12
49	Alex Silvestro	TE	6-3	260	23	1	Rutgers	FA-12
60	Jeremiah Warren	OL	6-4	320	25	R	South Florida	FA-12
68	Matt Kopa	OL	6-6	310	25	2	Stanford	FA-11
98	Marcus Forston	DL	6-3	305	23	R	Miami (Fla.)	FA-12

RESERVE/DID NOT REPORT

#	NAME	POS	HT	WT	AGE	YR	COLLEGE	ACQ.
54	Brian Waters	G	6-3	320	35	13	North Texas	FA-11

RESERVE/P.U.P. LIST

#	NAME	POS	HT	WT	AGE	YR	COLLEGE	DATE
88	Jake Ballard	TE	6-6	275	24	2	Ohio State	(8/27/12)
91	Myron Pryor	DL	6-1	305	26	4	Kentucky	(8/27/12)

RESERVE/N.F.I. LIST

#	NAME	POS	HT	WT	AGE	YR	COLLEGE	DATE
66	Markus Zusevics	T	6-5	300	23	R	Iowa	(8/27/12)

EXEMPT/LEFT SQUAD

#	NAME	POS	HT	WT	AGE	YR	COLLEGE	ACQ.
42	Tony Fiammetta	FB	6-0	250	26	4	Syracuse	FA-12

RESERVE/INJURED LIST

#	NAME	POS	HT	WT	AGE	YR	COLLEGE	INJURY (IR date)
26	Will Allen	CB	5-10	195	34	12	Syracuse	knee (8/27/12)
30	Josh Barrett	S	6-2	225	27	5	Arizona State	groin (8/27/12)
42	Jeff Demps	RB	5-7	191	22	R	Florida	knee (8/31/12)
46	Spencer Larsen	FB	6-2	245	28	5	Arizona	knee (8/27/12)
52	Dane Fletcher	LB	6-2	245	26	3	Montana State	knee (8/14/12)
69	Kyle Hix	OL	6-7	315	24	2	Texas	shoulder (8/21/12)
71	Jamey Richard	OL	6-5	295	28	5	Buffalo	head (8/2/12)
80	Visanthe Shiancoe	TE	6-4	250	32	10	Morgan State	(9/5/12)
82	Brad Herman	TE	6-5	255	22	R	Iowa	Achilles (6/12/12)

RESERVE/MILITARY LIST

#	NAME	POS	HT	WT	AGE	YR	COLLEGE	DATE
15	Shun White	WR	5-8	195	26	1	Navy	(8/17/09)



2012 Transactions

UPDATED: October 23, 2012

JANUARY, 2012

1/12/2012	Hartline, Mike	Signed a future contract
-----------	----------------	--------------------------

FEBRUARY, 2012

2/7/2012	Carter, Markell	Signed a future contract
2/7/2012	Davis, Britt	Signed a future contract
2/7/2012	Kopa, Matt	Signed a future contract
2/7/2012	Lavarias, Aaron	Signed a future contract
2/7/2012	Rivera, Mike	Signed a future contract
2/7/2012	Underwood, Tiquan	Signed a future contract
2/7/2012	Ventrone, Ross	Signed a future contract
2/14/2012	Kettani, Eric	Signed a future contract
2/22/2012	Ohmberger, Rich	Released
2/22/2012	Wright, Mike	Released

MARCH, 2012

3/5/2012	Welker, Wes	Designated Franchise Player
3/13/2012	Hoyer, Brian	Tendered contract
3/13/2012	Love, Kyle	Tendered contract
3/15/2012	Slater, Matthew	Signed
3/15/2012	Harrison, Marcus	Signed
3/16/2012	Gregory, Steve	Signed
3/16/2012	White, Tracy	Signed
3/17/2012	Gonzalez, Anthony	Signed
3/19/2012	Cole, Marquice	Signed
3/19/2012	Scott, Trevor	Signed
3/20/2012	Connolly, Dan	Signed
3/20/2012	Fanene, Jonathan	Signed
3/20/2012	Fells, Daniel	Signed
3/20/2012	Lloyd, Brandon	Signed
3/20/2012	Cox, Christian	Released
3/21/2012	Allen, Will	Signed
3/21/2012	Gallery, Robert	Signed
3/23/2012	Hoyer, Brian	Signed
3/23/2012	Stallworth, Donte'	Signed
3/26/2012	Polite, Lousaka	Released
3/30/2012	Branch, Deion	Signed
3/30/2012	Fiammetta, Tony	Signed
3/30/2012	Larsen, Spencer	Signed

APRIL, 2012

4/5/2012	Carpenter, Bobby	Signed
4/16/2012	Koppen, Dan	Signed
4/16/2012	Koepplin, Chris	Signed
4/26/2012	Jones, Chandler	Drafted
4/26/2012	Hightower, Don't'a	Drafted
4/27/2012	Wilson, Tavon	Drafted
4/27/2012	Bequette, Jake	Drafted
4/28/2012	Ebner, Nate	Drafted
4/28/2012	Dennard, Alfonzo	Drafted
4/28/2012	Ebert, Jeremy	Drafted

MAY, 2012

5/3/2012	Warren, Gerard	Signed
5/3/2012	Underwood, Tiquan	Released
5/7/2012	Light, Matt	Announced his retirement
5/7/2012	Gaffney, Jabar	Signed
5/10/2012	Addai, Joseph	Signed
5/10/2012	Bolden, Brandon	Signed
5/10/2012	Forston, Marcus	Signed
5/10/2012	Francis, Justin	Signed
5/10/2012	Herman, Brad	Signed
5/10/2012	Roark, Matt	Signed
5/10/2012	Warren, Jeremiah	Signed
5/10/2012	Zusevics, Markus	Signed
5/15/2012	Wilson, Tavon	Signed/Draft Choice
5/15/2012	Hartline, Mike	Released
5/17/2012	Ebert, Jeremy	Signed/Draft Choice
5/18/2012	Opperud, Jon	Signed
5/21/2012	Ebner, Nate	Signed/Draft Choice
5/21/2012	Welker, Wes	Signed Franchise Tender
5/23/2012	Jones, Chandler	Signed/Draft Choice
5/29/2012	Dennard, Alfonzo	Signed/Draft Choice
5/29/2012	Melillo, Nick	Signed
5/29/2012	Richard, Jamey	Signed
5/29/2012	Gonzalez, Anthony	Released

JUNE, 2012

6/7/2012	Scaife, Bo	Signed
6/7/2012	Carter, Markell	Released
6/7/2012	Melillo, Nick	Released
6/7/2012	Ochocinco, Chad	Released
6/7/2012	Opperud, Jon	Released
6/11/2012	Holley, Jesse	Signed
6/11/2012	Ingersoll, Mike	Signed
6/11/2012	Urban, Tyler	Signed
6/12/2012	Ballard, Jake	Claimed off Waivers (NYG)

Continued

June, 2012

6/12/2012	Herman, Brad	Placed on Reserve/Injured (Achilles)
6/15/2012	Bequette, Jake	Signed/Draft Choice
6/19/2012	Ingersoll, Mike	Released
6/19/2012	Scaife, Bo	Released
6/22/2012	Ihedigbo, James	Signed

July, 2012

7/19/2012	Hightower, Don't'a	Signed/Draft Choice
7/20/2012	Roark, Matt	Released
7/23/2012	Love, Kyle	Signed
7/25/2012	Bulman, Tim	Signed
7/25/2012	Shiancoe, Visanthe	Signed
7/25/2012	Addai, Joseph	Released
7/27/2012	Weems, Darriion	Signed

August, 2012

8/2/2012	Dennis, Derek	Signed
8/2/2012	Waldron, Dustin	Claimed off Waivers (MIA)
8/2/2012	Richard, Jamey	Placed on Reserve/Injured (head)
8/4/2012	Huggins, Kareem	Signed
8/4/2012	Martin, Derrick	Signed
8/4/2012	Gallery, Robert	Announced his retirement
8/4/2012	Fiammetta, Tony	Placed on Exempt/Left Squad
8/5/2012	Huggins, Kareem	Released
8/8/2012	Hill, Kyle	Signed
8/14/2012	Davis, Britt	Released
8/14/2012	Fletcher, Dane	Placed on Reserve/Injured (knee)
8/17/2012	Demps, Jeff	Signed
8/21/2012	Hix, Kyle	Placed on Reserve/Injured (shoulder)
8/21/2012	Fanene, Jonathan	Released
8/21/2012	Hill, Kyle	Released
8/21/2012	Koepplin, Chris	Released
8/27/2012	Ballard, Jake	Placed on Reserve/PUP
8/27/2012	Pryor, Myron	Placed on Reserve/PUP
8/27/2012	Zusevics, Markus	Placed on Reserve/N.F.I.
8/27/2012	Allen, Will	Placed on Reserve/Injured (knee)
8/27/2012	Barrett, Josh	Placed on Reserve/Injured (groin)
8/27/2012	Larsen, Spencer	Placed on Reserve/Injured (knee)
8/27/2012	Bulman, Tim	Released
8/27/2012	Gaffney, Jabar	Released
8/27/2012	Stallworth, Donte'	Released
8/27/2012	Ventrone, Ross	Released
8/27/2012	Warren, Gerard	Released
8/27/2012	Taylor, Kerry	Claimed off Waivers (MIN)
8/31/2012	Demps, Jeff	Placed on Reserve/Injured (knee)
8/31/2012	Branch, Deion	Released
8/31/2012	Brown, Sergio	Released
8/31/2012	Dennis, Derek	Released
8/31/2012	Ebert, Jeremy	Released
8/31/2012	Harrison, Marcus	Released
8/31/2012	Holley, Jesse	Released
8/31/2012	Hoyer, Brian	Released
8/31/2012	Ihedigbo, James	Released
8/31/2012	Kettani, Eric	Released
8/31/2012	Kopa, Matt	Released
8/31/2012	Koppen, Dan	Released
8/31/2012	Koutouvides, Niko	Released
8/31/2012	Lavarias, Aaron	Released
8/31/2012	Martin, Derrick	Released
8/31/2012	Silvestro, Alex	Released
8/31/2012	Tarpinian, Jeff	Released
8/31/2012	Taylor, Kerry	Released
8/31/2012	Urban, Tyler	Released
8/31/2012	Waldron, Dustin	Released
8/31/2012	Warren, Jeremiah	Released
8/31/2012	Weems, Darriion	Released
8/31/2012	Williams, Malcolm	Released

SEPTEMBER, 2012

9/1/2012	Salas, Greg	Acquired via Trade (STL)
9/1/2012	Tennant, Matt	Claimed off Waivers (NO)
9/1/2012	Carpenter, Bobby	Released
9/1/2012	Austin, Thomas	Signed to the practice squad
9/1/2012	Kettani, Eric	Signed to the practice squad
9/1/2012	Kirkland, Sam	Signed to the practice squad
9/1/2012	Kopa, Matt	Signed to the practice squad
9/1/2012	Silvestro, Alex	Signed to the practice squad
9/1/2012	Tarpinian, Jeff	Signed to the practice squad
9/1/2012	Williams, Malcolm	Signed to the practice squad
9/2/2012	Develin, James	Signed to the practice squad
9/4/2012	Hilliard, Lex	Signed
9/4/2012	Tennant, Matt	Released
9/5/2012	Hoomanawanui, Michael	Signed
9/5/2012	Shiancoe, Visanthe	Placed on Reserve/Injured (designated for return)
9/5/2012	Taylor, Kerry	Signed to the practice squad



2012 Transactions

Continued

SEPTEMBER, 2012

9/5/2012	Warren, Jeremiah	Signed to the practice squad
9/5/2012	Kettani, Eric	Released from the practice squad
9/5/2012	Kirkland, Sam	Released from the practice squad
9/12/2012	Quarles, Cyhl	Signed to the practice squad
9/12/2012	Silvestro, Alex	Released from the practice squad
9/19/2012	Branch, Deion	Signed
9/19/2012	Koutouvides, Niko	Signed
9/19/2012	Winslow, Kellen	Signed
9/19/2012	Hilliard, Lex	Released
9/19/2012	Rivera, Mike	Released
9/19/2012	Salas, Greg	Released
9/20/2012	Salas, Greg	Signed to the practice squad
9/20/2012	Taylor, Kerry	Released from the practice squad
9/26/2012	McClain, Terrell	Signed
9/26/2012	Forston, Marcus	Released
9/27/2012	Winslow, Kellen	Released
9/28/2012	Forston, Marcus	Signed to the practice squad
9/28/2012	Quarles, Cyhl	Released from the practice squad
9/29/2012	Tennant, Matt	Signed

OCTOBER, 2012

10/3/2012	Carpenter, Bobby	Signed
10/3/2012	Silvestro, Alex	Signed to the practice squad
10/3/2012	McClain, Terrell	Released
10/3/2012	Austin, Thomas	Released from the practice squad
10/20/2012	Tarpinian, Jeff	Signed from the practice squad
10/20/2012	Tennant, Matt	Released



2012 Positional Roster

October 23, 2012							
DEFENSE (27)							
#	NAME	POS	HT	WT	BORN	YR	H.S. HOMETOWN
DEFENSIVE LINE (10)							
92	Bequette, Jake	DE	6-5	265	2/21/1989	R	Little Rock, Ark.
97	Brace, Ron	DL	6-3	330	12/18/1986	4	Worcester, Mass.
96	Cunningham, Jermaine	DE	6-3	255	4/24/1988	3	Florida
71	Deaderick, Brandon	DL	6-4	305	8/19/1987	3	Alabama
94	Francis, Justin	DL	6-4	270	2/8/1989	R	Rutgers
95	Jones, Chandler	DE	6-5	260	2/27/1990	R	Syracuse
74	Love, Kyle	DL	6-1	315	11/18/1986	3	Mississippi State
99	Scott, Trevor	DE	6-5	250	8/30/1984	5	Buffalo
50	Ninkovich, Rob	DL	6-2	260	2/1/1984	7	Purdue
75	Wilfork, Vince	DL	6-2	325	11/4/1981	9	Miami (Fla.)
LINEBACKER (7)							
59	Carpenter, Bobby	LB	6-2	250	8/1/1983	7	Ohio State
54	Hightower, Dont'a	LB	6-3	270	3/12/1990	R	Alabama
90	Koutouvides, Niko	LB	6-2	245	3/25/1981	9	Purdue
51	Mayo, Jerod	LB	6-1	250	2/23/1986	5	Tennessee
55	Spikes, Brandon	LB	6-2	255	9/3/1987	3	Florida
53	Tarplinian, Jeff	LB	6-3	240	10/16/1987	2	Iowa
58	White, Tracy	LB	6-0	235	4/14/1981	10	Howard
DEFENSIVE BACK (10)							
24	Arrington, Kyle	CB	5-10	195	8/12/1986	4	Hofstra
25	Chung, Patrick	S	5-11	210	8/19/1987	4	Oregon
23	Cole, Marquice	CB	5-10	195	11/13/1983	4	Northwestern
37	Dennard, Alfonso	CB	5-10	200	9/9/1989	R	Nebraska
21	Dowling, Ras-I	CB	6-1	210	5/9/1988	2	Virginia
43	Ebner, Nate	DB	6-0	210	12/14/1988	R	Ohio State
28	Gregory, Steve	S	5-11	200	1/8/1983	7	Syracuse
32	McCourtly, Devin	CB	5-10	195	8/13/1987	3	Rutgers
29	Moore, Sterling	DB	5-10	200	2/3/1990	2	Southern Methodist
27	Wilson, Tavon	DB	6-0	210	3/19/1990	R	Illinois
OFFENSE (23)							
#	NAME	POS	HT	WT	BORN	YR	H.S. HOMETOWN
OFFENSIVE LINE (8)							
61	Cannon, Marcus	OL	6-5	340	5/6/1988	2	Texas Christian
63	Connolly, Dan	OL	6-4	310	9/2/1982	7	Southeast Missouri St.
70	Mankins, Logan	G	6-4	310	3/10/1982	8	Fresno State
65	McDonald, Nick	OL	6-4	305	6/27/1987	3	Grand Valley State
77	Solder, Nate	T	6-8	320	4/12/1988	2	Colorado
64	Thomas, Donald	OL	6-4	305	9/25/1985	5	Connecticut
76	Vollmer, Sebastian	T	6-8	320	7/10/1984	4	Houston
62	Wendell, Ryan	OL	6-2	300	3/4/1986	4	Fresno State
QUARTERBACK (2)							
12	Brady, Tom	QB	6-4	225	8/3/1977	13	Michigan
15	Mallett, Ryan	QB	6-6	245	6/5/1988	2	Arkansas
WIDE RECEIVER (5)							
84	Branch, Deion	WR	5-9	195	7/18/1979	11	Louisville
11	Edelman, Julian	WR	5-10	200	5/22/1986	4	Kent State
85	Lloyd, Brandon	WR	6-0	200	7/5/1981	10	Illinois
18	Slater, Matthew	WR	6-0	210	9/9/1985	5	UCLA
83	Welker, Wes	WR	5-9	185	5/1/1981	9	Texas Tech
RUNNING BACK (4)							
38	Bolden, Brandon	RB	5-11	220	1/26/1990	R	Mississippi
22	Ridley, Stevan	RB	5-11	220	1/27/1989	2	Louisiana State
34	Vereen, Shane	RB	5-9	205	5/2/1989	2	California
39	Woodhead, Danny	RB	5-8	200	1/25/1985	5	Chadron State
TIGHT END (4)							
86	Fells, Daniel	TE	6-4	265	9/23/1983	6	UC Davis
87	Gronkowski, Rob	TE	6-6	265	5/14/1989	3	Arizona
81	Hernandez, Aaron	TE	6-1	245	11/6/1989	3	Florida
47	Hoomanawanui, Michael	TE	6-4	263	7/4/1988	3	Illinois
SPECIALISTS (3)							
#	NAME	POS	HT	WT	BORN	YR	H.S. HOMETOWN
SPECIALISTS (3)							
48	Alken, Danny	LS	6-4	260	8/28/1988	2	Virginia
3	Gostkowski, Stephen	K	6-1	215	1/28/1984	7	Memphis
14	Mesko, Zoltan	P	6-5	230	3/6/1986	3	Michigan
RESERVE/DID NOT REPORT (1)							
#	NAME	POS	HT	WT	BORN	YR	H.S. HOMETOWN
RESERVE/DID NOT REPORT (1)							
54	Waters, Brian	G	6-3	320	2/18/1977	13	North Texas
RESERVE/P.U.P. LIST (2)							
#	NAME	POS	HT	WT	BORN	YR	H.S. HOMETOWN
RESERVE/P.U.P. LIST (2)							
88	Ballard, Jake	TE	6-6	275	12/21/1987	2	Ohio State
91	Pryor, Myron	DL	6-1	305	6/13/1986	4	Kentucky
RESERVE/N.F.I. LIST (1)							
#	NAME	POS	HT	WT	BORN	YR	H.S. HOMETOWN
RESERVE/N.F.I. LIST (1)							
66	Zusevics, Markus	T	6-5	300	4/25/1989	R	Iowa
EXEMPT/LEFT SQUAD (1)							
#	NAME	POS	HT	WT	BORN	YR	H.S. HOMETOWN
EXEMPT/LEFT SQUAD (1)							
42	Fiammetta, Tony	FB	6-0	250	8/22/1986	4	Syracuse
RESERVE/INJURED (9)							
#	NAME	POS	HT	WT	BORN	YR	H.S. HOMETOWN
RESERVE/INJURED (9)							
26	Allen, Will	CB	5-10	195	8/5/1978	12	Syracuse
30	Barrett, Josh	S	6-2	225	11/22/1984	5	Arizona State
42	Demps, Jeff	RB	5-7	191	1/8/1990	R	Florida
52	Fletcher, Dane	LB	6-2	245	9/14/1986	3	Montana State
82	Herman, Brad	TE	6-5	255	12/29/1989	R	Iowa
69	Hix, Kyle	OL	6-7	315	9/23/1988	2	Texas
46	Larsen, Spencer	FB	6-2	245	3/4/1984	5	Arizona
71	Richard, Jamey	OL	6-5	295	10/9/1984	5	Buffalo
80	Shiancoe, Visanthe	TE	6-4	250	6/18/1980	10	Morgan State
RESERVE/MILITARY (1)							
#	NAME	POS	HT	WT	BORN	YR	H.S. HOMETOWN
RESERVE/MILITARY (1)							
15	White, Shun	WR	5-8	195	12/9/1985	1	Navy



How The Patriots Were Built

UPDATED: October 23, 2012

<u>YEAR</u>	<u>DRAFTEES (29)</u>	<u>VETERAN FREE AGENTS (14)</u>	<u>WAIVERS (1) / TRADES (2)</u>	<u>ROOKIE AND FIRST-YEAR FREE AGENTS (7)</u>
2000	Tom Brady (6b)			
2004	Vince Wilfork (1a)			
2005	Logan Mankins (1)			
2006	Stephen Gostkowski (4b)			
2007			Wes Welker (fa)(tr-MIA)	
2008	Jerod Mayo (1) Matthew Slater (5)	Dan Connolly (fa)(JAX)		Ryan Wendell (fa)
2009	Patrick Chung (2a) Ron Brace (2b) Sebastian Vollmer (2d) Julian Edelman (7a)	Rob Ninkovich (5)(NO)		Kyle Arrington (fa) (PHI)
2010	Devin McCourty (1) Rob Gronkowski (2a) Jermaine Cunningham (2b) Brandon Spikes (2c) Aaron Hernandez (4) Zoltan Mesko (5) Brandon Deaderick (7)	Danny Woodhead (fa)(NYJ)	Tracy White (fa) (tr-PHI)	Kyle Love (fa)
2011	Nate Solder (1) Ras-I Dowling (2a) Shane Vereen (2b) Stevan Ridley (3a) Ryan Mallett (3b) Marcus Cannon (5a)	Nick McDonald (fa)(GB) Donald Thomas (6)(MIA)	Danny Aiken (fa) CW (BUF)	Sterling Moore (fa) Jeff Tarpinian (fa)
2012	Chandler Jones (1a) Dont'a Hightower (1b) Tavon Wilson (2) Jake Bequette (3) Nate Ebner (6) Alfonzo Dennard (7a)	Deion Branch (2)(NE) Bobby Carpenter (1)(DAL) Marquice Cole (fa)(OAK) Daniel Fells (fa)(ATL) Steve Gregory (fa)(SD) Michael Hoomanawanui (5)(STL) Niko Koutouvides (4)(SEA) Brandon Lloyd (4)(SF) Trevor Scott (6)(OAK)		Brandon Bolden (fa) Justin Francis (fa)

NOTE: Team in parenthesis is the player's prior team
(#) – indicates round drafted
(fa) – indicates non-drafted free agents

RESERVE/INJURED (9)

Will Allen (1) (NYG)
Josh Barrett (7) CW (DEN)
Jeff Demps (fa)
Dane Fletcher (fa)
Brad Herman (fa)
Kyle Hix (fa)
Spencer Larsen (6) (DEN)
Jamey Richard (7)(IND)
Visanthe Shiancoe (3)(NYG)
RESERVE/DID NOT REPORT (1)
Brian Waters (fa)(DAL)

RESERVE/MILITARY (1)

Shun White (fa)

EXEMPT/LEFT SQUAD (1)

Tony Fiammetta (4)(CAR)

RESERVE/P.U.P. LIST (2)

Jake Ballard (fa) CW (NYG)
Myron Pryor (6b)

RESERVE/N.F.I. LIST (1)

Markus Zusevics (fa)



UNOFFICIAL DEPTH CHART

Unofficial depth chart compiled by Patriots media relations, October 23, 2012

OFFENSE

WR:	83 Wes Welker	11 Julian Edelman		
LT:	77 Nate Solder	61 Marcus Cannon		
LG:	70 Logan Mankins	64 Donald Thomas		
C:	62 Ryan Wendell	65 Nick McDonald		
RG:	63 Dan Connolly	65 Nick McDonald		
RT:	76 Sebastian Vollmer	61 Marcus Cannon		
TE:	87 Rob Gronkowski	81 Aaron Hernandez	86 Daniel Fells	47 Michael Hoomanawanui
WR:	85 Brandon Lloyd	84 Deion Branch	18 Matthew Slater	
QB:	12 Tom Brady	15 Ryan Mallett		
RB:	39 Danny Woodhead	34 Shane Vereen		
RB:	22 Stevan Ridley	<u>38 Brandon Bolden</u>		

DEFENSE

LE:	50 Rob Ninkovich	96 Jermaine Cunningham	99 Trevor Scott	<u>92 Jake Bequette</u>
DT:	75 Vince Wilfork	97 Ron Brace		
DT:	74 Kyle Love	<u>94 Justin Francis</u>		
RE:	<u>95 Chandler Jones</u>	71 Brandon Deaderick		
LB:	51 Jerod Mayo	59 Bobby Carpenter	53 Jeff Tarpinian	
LB:	55 Brandon Spikes	90 Niko Koutouvides		
LB:	<u>54 Dont'a Hightower</u>	58 Tracy White		
LCB:	32 Devin McCourty	29 Sterling Moore	<u>37 Alfonzo Dennard</u>	
RCB:	24 Kyle Arrington	21 Ras-I Dowling	23 Marquice Cole	
S:	28 Steve Gregory	<u>27 Tavon Wilson</u>		
S:	25 Patrick Chung	<u>43 Nate Ebner</u>		

SPECIAL TEAMS

K:	3 Stephen Gostkowski	
P:	14 Zoltan Mesko	
H:	14 Zoltan Mesko	
PR:	11 Julian Edelman	83 Wes Welker
KR:	32 Devin McCourty	18 Matthew Slater
LS:	48 Danny Aiken	

PRONUNCIATION GUIDE

Jake Bequette	BECK-it	Niko Koutouvides	NEE-koh KOO-tah-VEE-dees
Marquice Cole	mar-KWEECE	Jerod Mayo	je-ROD
Brandon Deaderick	DEAD-er-rick	Zoltan Mesko	ZOLE-tahn
Alfonzo Dennard	DENN-erd	Stevan Ridley	STEE-ven
Ras-I Dowling	ross-EYE	Nate Solder	SOLD-er
Nate Ebner	EBB-ner	Shane Vereen	vuh-REEN
Stephen Gostkowski	gust-OW-ski	Ryan Wendell	WHEN-dell
Dont'a Hightower	don-TAY	Tavon Wilson	TAY-von
Michael Hoomanawanui	Ho-oh-mah-nah-wah-noo-wee		