



MEDIA INFORMATION

NEW YORK JETS (3-3) AT NEW ENGLAND PATRIOTS (3-3)

















SUN., OCT. 21, 2012 - GILLETTE STADIUM (68,756)

2012 - REGULAR SEASON GAME SEVEN - 4:25 P.M. ET - CBS

2012 NEW YORK JETS SCHEDULE	2	SANCHEZ 300-YARD PASSING GAMES.....	14	"OFFENSIVE" SPECIAL TEAMS.....	19
HEADLINES.....	3	JUST WINS!!!	14	BLOCK PARTY	19
JETS/PATRIOTS AT A GLANCE	3	THE COMEBACK KID	15	MORE THAN HALF THE NFL.....	19
COMMUNITY CORNER.....	3	GOING GREENE	15	CONSECUTIVE SEASONS WITH KOR TOUCHDOWN	19
MEDIA SCHEDULE.....	3	RUSHING SINCE 2008	15	OVERVIEW BY POSITION	20
BROADCAST COVERAGE	3	200+ RUSHING	15	LAST TIME IT HAPPENED	22
JETS ON - AIR & ONLINE	3	KELLER IN PERSPECTIVE.....	15	SUPPLEMENTAL STATS	23
THIS WEEK IN JETS HISTORY - WEEK SEVEN	3	KERLEY CAREER-HIGHS	15	ROSTER BREAKDOWN	31
NEW YORK JETS MEDIA CONTACTS	3	HILL TOPPER	16	2012 PARTICIPATION.....	32
KEY OFFENSIVE RESERVES	4	TAKING IT AWAY	16	2012 TRANSACTIONS.....	33
PROBABLE STARTERS.....	4	POINTS OFF TURNOVERS.....	16	CAREER PLAYER TRANSACTIONS	35
KEY DEFENSIVE RESERVES	4	OPPOSING PASSERS VS. THE JETS	16	PRONUNCIATION GUIDE.....	37
STATISTICAL SNAPSHOT	5	CORNERING THE MARKET	16	DEPTH CHART.....	37
2012 STATISTICAL LEADERS	5	CRO'S PICKS	16	BUILDING THE JETS.....	38
STATISTICAL MATCHUP	5	PERFORMING UNDER PETTINE.....	16	ROSTER BY POSITION.....	39
SERIES HISTORY	6	PETTINE PRIOR	17	ROSTER BY EXPERIENCE.....	40
JETS/PATRIOTS CONNECTIONS	8	McINTYRE'S LONG ROAD TO THE NFL	17	2012 SEASON STATISTICS.....	41
REX VS. THE NFL	9	KEEPING PACE.....	17	SPECIAL TEAMS TACKLES	42
HEAD COACH REX RYAN.....	9	SAFETY MEASURES	17	2012 DEFENSIVE STATISTICS	42
DRAFTS UNDER TANNENBAUM.....	14	COPLES FIRST SACK.....	17	SPECIAL TEAMS BIG PLAYS.....	42
2009 DRAFT	14	HARRIS - THE COMPLETE LINEBACKER	17	ALPHABETICAL ROSTER	43
SUCCESS UNDER TANNENBAUM	14	MUHAMMAD WILKERSON	17	NUMERICAL ROSTER	44
FIRST-ROUND TALENT.....	14	CONTINUITY ON DEFENSE	18		
WINS IN FIRST THREE SEASONS BY A QB.....	14	FIRST TIME IN JETS HISTORY.....	18		

2012 NEW YORK JETS SCHEDULE



			Last Regular Season Matchup		All-Time		Last Time at Site		All-Time at Site	Opp. Record
Jets Record	Opponent	Date	Date	Result	Record	Streak	Date	Result	Record	
1-0	vs. 	09/09/12		W (48-28)	50-53	W6	09/09/12	W (48-28)	27-25	3-3
1-1	at 	09/16/12		L (17-10)	4-16	L1	09/16/12	L (17-10)	1-7	2-3
2-1	at 	09/23/12		W (23-20 OT)	49-43	W1	09/23/12	W (23-20 OT)	22-24	3-3
2-2	vs. 	09/30/12		L (34-0)	2-10	L2	09/30/12	L (34-0)	1-6	4-2
2-3	vs. 	10/08/12		L (23-17)	5-1	L1	10/08/12	L (23-17)	3-1	5-1
3-3	vs. 	10/14/12		W (35-9)	27-40	W2	10/14/12	W (35-9)	13-21	2-3
4:15 PM CBS	at 	10/21/12	11/13/11	L (16-37)	51-51	L2	10/09/11	L (21-30)	24-27	3-3
1:00 PM CBS	vs. 	10/28/12	09/23/12	W (23-20 OT)	49-43	W1	10/17/11	W (24-6)	27-19	3-3
BYE										
4:05 PM CBS	at 	11/11/12	12/21/08	L (3-13)	8-9	L1	12/21/08	L (3-13)	3-4	4-2
1:00 PM *CBS	at 	11/18/12	11/09/08	W (47-3)	3-9	W1	01/02/05	L (29-32)	1-5	3-3
8:20 PM NBC	vs. 	11/22/12	10/21/12	-	-	-	11/13/11	L (16-37)	27-24	3-3
1:00 PM *CBS	vs. 	12/02/12	09/28/08	W (56-35)	5-2	W5	09/28/08	W (56-35)	3-1	4-2
1:00 PM *CBS	at 	12/09/12	09/18/11	W (32-3)	3-6	W1	10/08/06	L (0-41)	0-3	1-4
8:30 PM ESPN	at 	12/17/12	09/27/09	W (24-17)	17-21-1	W2	11/23/08	W (34-13)	6-15	2-4
8:20 PM *NBC	vs. 	12/23/12	10/23/11	W (27-21)	12-19-1	W1	10/23/11	W (27-21)	6-7-1	3-2
1:00 PM *CBS	at 	12/30/12	09/09/12	W (48-28)	50-53	W6	11/06/11	W (27-11)	23-28	3-3

*=SUBJECT TO FLEX SCHEDULING



GAME NOTES

BROADCAST COVERAGE

HEADLINES

Sunday's game features the AFC's two best teams at producing take-aways since 2009, the New England Patriots (116) and the New York Jets (103). This season, the Patriots lead the conference with 16 take-aways, while the Jets are tied for fifth with 11. **Please see page 16**

The Jets rushed for 252 yards on 44 attempts vs. IND (10/14). Since Head Coach Rex Ryan joined the Jets in 2009, the Colts game marked the eighth time **the team has rushed for at least 200 yards, an amount that ranks second in the NFL during that time span.** The Jets are 7-1 in those contests. **Please see page 15**

With his interception vs. IND (10/18), **CB Antonio Cromartie** produced his 10th interception since joining the Jets in 2010, an amount that is tied for second in the AFC among cornerbacks. The only player at his position with more thefts in the conference is New England's Devin McCourty (11). Cromartie's three picks this season tie for the most in the AFC. **Please see page 16**

JETS/PATRIOTS AT A GLANCE

Regular Season Series: 107th meeting Patriots lead, 53-52-1 (Including 2-1 in postseason)

Last Meeting: Patriots, 37, Jets, 16, MetLife Stadium (11/13/11)

Notable: New England has won the last three regular season meetings between the two clubs. New York's last win at Gillette Stadium occurred during the 2010 AFC Divisional Playoffs (1/16/11).

JETS HEAD COACH: Rex Ryan, Fourth Season with Jets, 35-25 (including postseason)

PATRIOTS HEAD COACH: Bill Belichick, 13th Season with Patriots, 195-107 (including postseason)

COMMUNITY CORNER

United Way

Website: <http://www.newyorkjets.com/community>

Since 1973, United Way, the NFL and the New York Jets have had the most visible and longest-running charitable collaboration of its kind. Every year, thanks to community service projects and public service announcements, millions of Americans learn about United Way's vital work and the volunteer spirit of the NFL.

Combining their rich histories of active community involvement, United Way of New York City, United Way of Morris County and the New York Jets have teamed up to drive home the importance of community involvement. Their community outreach efforts include the Hometown Huddle, an annual hands-on volunteer project with players, the Gridiron Gala, New York City's premier charity event, and Tix for Kids, a charitable ticket turn-back program.

MEDIA SCHEDULE

Wed., 10/17	1:10 -- 1:30	Head Coach Rex Ryan Press Conference
	2:35 -- 3:05	Media at Practice
	4:30 -- 5:15	Open Locker Room (Sanchez at Locker) (Media is encouraged to arrive no later than 4:15)
Thurs., 10/18	11:40 -- 12:00	Head Coach Rex Ryan Press Conference
	12:55 -- 1:25	Media at Practice
	2:55 -- 3:40	Open Locker Room (Media is encouraged to arrive no later than 2:40)
	4:10 (approx.)	Coordinator Availability (ST/O/D)
Fri., 10/19	11:05 -- 11:35	Head Coach Rex Ryan Press Conference
	12:45 -- 1:30	Media at Practice
	1:45 -- 2:00	Open Locker Room (Media is encouraged to arrive no later than 12:30)

TELEVISION: CBS

Play-by-play: Jim Nantz **Analyst:** Phil Simms

Producer: Lance Barrow **Director:** Mike Arnold

JETS RADIO: 98.7 FM WEPN (ESPN Radio)

Play-by-play: Bob Wischusen **Analyst:** Marty Lyons

Producer: Joe Loughran

Pre- and Post-Game: Don LaGreca, Greg Buttle

SPANISH RADIO: 1050 AM (ESPN Deportes Radio Nueva York)

Play-by-play: Clemson Smith Muñiz **Analyst:** Oscar Benitz

NATIONAL RADIO: Dial Global Radio Sports

Play-by-play: Kevin Kugler **Analyst:** Mark Malone

Producer: Aaron Cummins

NATIONAL RADIO: Sports USA

Play-by-play: Bob Fitzgerald **Analyst:** Ross Tucker

JETS RADIO NETWORK: KSPN -- 710 AM - Los Angeles, CA; WPOP - 1410 AM - Hartford, CT; WRCN-FM - 103.9FM - Riverhead, NY; WTLA - 1200AM - Syracuse, NY; WSGO - 1440AM - Oswego, NY; WTLB - 1310AM - Utica, NY; WTMM-FM - 104.5FM - Albany, NY; WADB - 1310AM - Asbury Park, NJ; WCHR-FM - 103.9FM - Manahawkin, NJ; WXHC-FM - 101.5FM - Cortland/Homer, NY; WPIE - 1160AM - Ithaca, NY

JETS ON - AIR & ONLINE

Jets Talk Live www.newyorkjets.com	Thursday, 2:45 pm <i>Hosted by Eric Allen</i>
Jets Game Plan SNY	Thursday, 6:30 pm <i>Hosted by Jeané Coakley, Kris Jenkins and Ray Lucas</i>
Jets Huddle WCBS2-HD	Saturday, 11:30 pm <i>Hosted by Jets LB Aaron Maybin</i>
Jets Countdown to Kickoff 98.7 ESPN New York	Two hours before each game <i>Hosted by Greg Buttle and Don La Greca</i>
Jets Flight Plan WCBS2-HD	Sunday, 11:30 am <i>Hosted by Otis Livingston</i>
Jets Replay www.newyorkjets.com	Immediately following each home game <i>Hosted by Eric Allen</i>
The Fifth Quarter 98.7 ESPN New York	Immediately following each game <i>Hosted by Greg Buttle and Don La Greca</i>
Jets Post Game Live SNY	Immediately following each game <i>Hosted by Brian Custer, Ray Lucas, Adam Schein and Jeané Coakley</i>
The Rex Ryan Report 98.7 ESPN New York	Monday, 6:00 pm <i>Hosted by Michael Kay and Don La Greca</i>
Inside the Jets 98.7 ESPN New York	Monday, 7:00 pm <i>Hosted by Bob Wischusen</i>
Jets Extra Point SNY	Tuesday, 6:30 pm <i>Hosted by Brian Custer and Ray Lucas</i>

THIS WEEK IN JETS HISTORY - WEEK SEVEN

10/27/68 New York defeats the Boston Patriots 48-14 powered by a franchise record six rushing touchdowns.

NEW YORK JETS MEDIA CONTACTS

Bruce Speight	bspeight@jets.nfl.com.....	973.549.4690
Jared Winley.....	jwinley@jets.nfl.com	973.549.4683
Meghan Gilmore	mgilmore@jets.nfl.com	973.549.4684
Nick Filis.....	nfilis@jets.nfl.com	973.549.4857
Taylor Jones	tjones@jets.nfl.com.....	973.549.4685
James Hallas	jhallas@jets.nfl.com	973.549.4685
Katherine Moore	kmoore@jets.nfl.com	973.549.4685

PROBABLE STARTERS



OFFENSE

WR	11	Jeremy Kerley	2nd season
		Leads the team with 17.5 yards a reception on 18 catches. Responsible for two touchdown catches and a punt return for a score.	
LT	60	D'Brickashaw Ferguson	7th season
		Earned third-consecutive Pro Bowl nod in 2011; started every game (109 including postseason) since being drafted in 2006.	
LG	68	Matt Slauson	4th season
		2009 sixth-round selection; starter in every game since 2010.	
C	74	Nick Mangold	7th season
		Four-time Pro Bowler has played in 107 games (including postseason). Missed his first two NFL games at OAK (09/25/11) and at BLT (10/02/11).	
RG	65	Brandon Moore	10th season
		Leads all current NFL guards with 127-consecutive starts; longest-tenured Jet on offense. Earned first Pro Bowl appearance in 2011.	
RT	77	Austin Howard	3rd season
		Earned starting nod during the preseason after being signed off of BLT practice squad (11/24/11).	
TE	81	Dustin Keller	5th season
		213 career receptions with the Jets from 2008-11. Missed first game ending streak of 65 consecutive contests to begin career at PIT (09/16).	
WR	84	Stephen Hill	Rookie
		The first Jets first rookie WR to start on opening day since 1995 when undrafted free agent Wayne Chrebet made his NFL debut. Set Jets rookie records for a season opener for TD catches (2) and yards (89). Leads the team with three TD receptions.	
QB	6	Mark Sanchez	4th season
		Fifth QB in Super Bowl era to earn 30 victories in first three NFL seasons, including the postseason.	
FB	38	John Conner	3rd season
		Nicknamed "The Terminator" for his blocking on offense and special teams. Inactive at MIA (09/23) and vs. HST (10/08) with an injury.	
RB	23	Shonn Greene	4th season
		Established career-highs in rushes (32), rushing yards (161) and matched his career-high in rushing touchdowns (3) vs. IND (10/14). 5-of-5 on third-and-one conversions.	

KEY OFFENSIVE RESERVES

TE	86	Jeff Cumberland	3rd season
		Converted college WR has started last four games for injured Keller and ranks third on the team in receptions (13) and receiving yards (139).	
RB	25	Joe McKnight	3rd season
		Returned a kick 100 yards for a touchdown vs. HST (10/08). It was his second KOR for a score in his career, his first came when he recorded the longest play in Jets history, 107-yard return, at BLT (10/02/11). Registered the longest run by a Jet (61 yards) vs. IND (10/14) since 2009, when RB Thomas Jones recorded a 71-yard run.	
RB	29	Bilal Powell	2nd Season
		Versatile second-year back, contributes as rusher and receiver.	
WR	85	Chaz Schilens	5th season
		First season with the Jets. Started 21-of-49 career games, posting 981 yards and 7 TDs on 84 receptions in his career.	
QB	15	Tim Tebow	3rd season
		Responsible for at least 1 TD pass and 1 rushing TD in the same game 7 times in 2010 and 2011, the third-highest total in the NFL during that span. Has converted on three fake punt attempts this season, two on runs and one on a pass.	

KICKER

K	2	Nick Folk	6th season
		Connected on all seven FGs and all 16 PAT opportunities in 2012. Responsible for four game-winning field goals with the Jets: at MIA (09/23/12), vs. DAL (09/11/11), Wild Card game at IND (01/08/11) and at DET (11/07/10).	

DEFENSE

END	96	Muhammad Wilkerson	2nd Season
		2011 first-round selection was the only Jets rookie to start every game in 2011. Has 29 tackles and a strip sack this season.	
NT	91	Sione Po'uha	8th season
		Started 44 games in three seasons for a defense that finished first overall in 2009, third in 2010 and fifth in 2011. Inactive vs. HST and IND due to injury.	
T	70	Mike DeVito	6th season
		Undrafted FA has earned 23 starts since 2010. Serves as a leader on the defensive line. Missed four games in 2011 due to injury.	
OLB	58	Bryan Thomas	11th season
		Longest tenured Jet after he joined the team as a first-round selection in 2002. Recorded his first sack of the season vs. SF (09/30).	
WILL	57	Bart Scott	11th season
		Played in 115-consecutive games since 2005, tied for fifth among active LBs. Currently is fourth on the team in tackles (33).	
MIKE	52	David Harris	6th season
		Arguably one of the NFL's best inside linebackers; only NFL LB with at least 5 sacks and 4 INTs in 2011. From 2009-11, he led all NFL ILBs in sacks (15.5) and was tied for the most INTs (7) among all LBs.	
OLB	97	Calvin Pace	10th season
		Team leader in sacks (25.0) and FF (11) since joining the Jets in 2008. Registered his first sack of the season vs. SF (09/30).	
CB	31	Antonio Cromartie	7th season
		Intercepted a Bills QB Ryan Fitzpatrick pass and returned it 40 yards for a TD, his third-career INT return for a score. Leads team with 3 INTs.	
CB	20	Kyle Wilson	3rd season
		Steps into starting lineup in his third season. Recorded his third career INT vs. BUF (09/09). Played in every game since being drafted in 2010.	
S	37	Jeremiah Bell	9th season
		Joined the Jets as a FA and recovered a fumble vs. BUF (09/09) in his New York debut. Entering the 2011 season, he recorded 533 tackles, 11 sacks, 6 INT, 43 PD, 9 FF and 6 FR.	
S	30	LaRon Landry	6th season
		Started all 67 games he played in prior to joining the Jets. Returned an INT 18 yards for a TD at MIA (09/23) and forced a fumble vs. BUF (09/09). Recorded 420 tackles, 5.5 sacks, 4 INT, 40 PD, 6 FF and 5 FR prior to joining the Jets.	
S	33	Eric Smith	7th season
		Finished second on team in tackles (115) in 2011. Versatile player is a key contributor on defense (290 tackles) and special teams (91 tackles).	

KEY DEFENSIVE RESERVES

END	98	Quinton Coples	Rookie
		Selected 16th overall in the 2012 NFL draft. Has recorded 1.5 sacks for the season.	
CB	26	Ellis Lankster	3rd Season
		Stepped in as the nickel back and recorded his first INT vs. IND (10/14).	
OLB	50	Garrett McIntyre	2nd Season
		Spent time in both the CFL and AFL before earning a roster spot with the Jets in 2011. Started four games in two seasons and recorded two sacks at PIT (09/16), the first two of his NFL career.	
NT	93	Kenrick Ellis	2nd Season
		Third-round selection in 2011; started vs. BUF (09/09) for an injured Sione Po'uha.	
LB	51	Aaron Maybin	4th season
		Led team with 6 sacks, 4 FF and 24 QB hits in 13 games after he resigned as a FA with the Jets (09/28/11).	

PUNTER

P	3	Robert Malone	2nd season
		Signed as a FA (09/04) and made his Jets debut in the season opener vs. BUF (09/09). Had stints in TB (2010) and DET (2011).	



STATISTICAL MATCHUP



STATISTICAL SNAPSHOT

Offense	Jets	Rank	New England	Rank
Total Yards per Game	295.5	30	445.3	1
Rush Yards per Game	111.2	15	152.3	4
Rush Yards per Attempt	3.8	23	4.2	10
Pass Yards per Game	184.3	30	293.0	3
Sacks per Pass Play	6.11	18	5.35	12
Sacks	11	t-10	13	t-16
Third Down Efficiency	39.0	16	46.6	2
Points per Game	22.2	20	31.3	1
Defense	Jets	Rank	New England	Rank
Total Yards per Game	359.8	18	371.5	22
Rush Yards per Game	150.5	28	82.7	6
Rush Yards per Attempt	4.7	26	3.4	4
Pass Yards per Game	209.3	5	288.8	28
Sacks per Pass Play	4.66	23	5.02	22
Sacks	9	t-26	11	t-20
Third Down Efficiency	45.7	30	42.1	23
Points per Game	23.5	19	22.8	t-15

2012 STATISTICAL LEADERS

Completion Percentage	Sanchez	49.7	Brady	65.8
Passing Yards:	Sanchez	1,125	Brady	1,845
Passer Rating:	Sanchez	70.9	Brady	97.2
Rushing Yards:	Greene	378	Ridley	524
Rushing Touchdowns:	Greene	4	Ridley	4
Receptions:	Holmes (IR)	20	Welker	48
Yards Per Catch:	Kerley	17.5	Fells	26.5
Yards from Scrimmage:	Greene	406	Welker	622
First Downs:	Greene	18	Ridley	40
Tackles:	Harris	55	Mayo	34
Sacks:	McIntyre	2.0	Jones	5.0
Interceptions:	Cromartie	3	McCourty, Wilson	2
Forced Fumbles:	Landry, Pace, Revis, Wilkerson, Wilson	1	Jones, Ninkovich	3
Special Teams Tackles:	Bellore	8	Slater	6
Punt Return Avg.:	Kerley	17.0	Edelman	10.5
Kick Return Avg.:	McKnight	29.7	McCourty	23.5
Scoring/Non-Kicking:	Greene	24	Ridley	24
Scoring:	Folk	37	Gostkowski	62



JETS vs. PATRIOTS ALL-TIME

All-Time Series: 52-53-1 / Postseason: 1-2

Record at Patriots: 25-28-1

WEEK 07 - NEW YORK JETS (3-3) at New England Patriots (3-3)

SERIES HISTORY:

9/17/60	BOSTON	L	24-28	10/21/78	at New England	L	21-55	11/10/96	NEW ENGLAND	L	27-31
11/11/60	at Boston	L	21-38	11/19/78	NEW ENGLAND	L	17-19	12/8/96	at New England	L	10-34
9/09/61	at Boston	W	21-20	9/9/79	at New England	L	3-56	9/14/97	at New England	L	24-27 (OT)
10/01/61	BOSTON	W	37-30	12/9/79	NEW ENGLAND	W	27-26	10/19/97	NEW ENGLAND	W	24-19
10/6/62	BOSTON	L	14-43	10/5/80	NEW ENGLAND	L	11-21	10/19/98	at New England	W	24-14
11/30/62	at Boston	L	17-24	11/2/80	at New England	L	21-34	12/27/98	NEW ENGLAND	W	31-10
9/8/63	at Boston	L	14-38	10/11/81	NEW ENGLAND	W	28-24	9/12/99	NEW ENGLAND	L	28-30
10/5/63	BOSTON	W	31-24	11/15/81	at New England	W	17-6	11/15/99	at New England	W	24-17
9/27/64	at Boston	L	10-26	9/19/82	at New England	W	31-7	9/11/00	NEW ENGLAND	W	20-19
10/31/64	BOSTON	W	35-14	9/18/83	at New England	L	13-23	10/15/00	at New England	W	34-17
11/14/65	at Boston	W	30-20	11/27/83	NEW ENGLAND	W	26-3	9/23/01	at New England	W	10-3
11/28/65	BOSTON	L	23-27	9/30/84	NEW ENGLAND	L	21-28	12/02/01	NEW ENGLAND	L	16-17
10/2/66	at Boston	T	24-24	10/28/84	at New England	L	20-30	9/15/02	NEW ENGLAND	L	7-44
12/17/66	BOSTON	W	38-28	10/20/85	at New England	L	13-20	12/22/02	at New England	W	30-17
10/29/67	BOSTON	W	30-23	11/24/85	NEW ENGLAND	W	16-13 (OT)	9/21/03	at New England	L	16-23
11/19/67	at Boston	W	29-24	12/28/85	NEW ENGLAND	L	14-26	12/20/03	NEW ENGLAND	L	16-21
9/22/68	at Boston	W	47-31	(AFC Wild Card Playoff)				10/24/04	at New England	L	7-13
	(at Birmingham, AL)			9/11/86	NEW ENGLAND	L	6-20	12/26/04	NEW ENGLAND	L	7-23
10/27/68	BOSTON	W	48-14	10/12/86	at New England	W	31-24	12/4/05	at New England	L	3-16
10/5/69	at Boston	W	23-14	9/21/87	NEW ENGLAND	W	43-24	12/26/05	NEW ENGLAND	L	21-31
10/26/69	BOSTON	W	23-17	12/13/87	at New England	L	20-42	9/17/06	NEW ENGLAND	L	17-24
9/27/70	at Boston	W	31-21	9/04/88	at New England	L	3-28	11/12/06	at New England	W	17-14
11/22/70	BOSTON	W	17-3	11/13/88	NEW ENGLAND	L	13-14	1/7/07	at New England	L	16-37
10/10/71	at New England	L	0-20	9/10/89	NEW ENGLAND	L	24-27	(AFC Wild Card Playoff)			
12/12/71	NEW ENGLAND	W	13-6	11/5/89	at New England	W	27-26	9/9/07	NEW ENGLAND	L	14-38
10/15/72	at New England	W	41-13	9/30/90	at New England	W	37-13	12/16/07	at New England	L	10-20
10/29/72	NEW ENGLAND	W	34-10	12/23/90	NEW ENGLAND	W	42-7	9/14/08	NEW ENGLAND	L	10-19
10/14/73	at New England	W	9-7	11/17/91	at New England	W	28-21	11/13/08	at New England	W	34-31 (OT)
11/11/73	NEW ENGLAND	W	33-13	12/15/91	NEW ENGLAND	L	3-6	9/20/09	NEW ENGLAND	W	16-9
10/13/74	NEW ENGLAND	L	0-24	10/4/92	NEW ENGLAND	W	30-21	11/22/09	at New England	L	14-31
11/17/74	at New England	W	21-16	11/22/92	at New England	L	3-24	9/19/10	NEW ENGLAND	W	28-14
10/5/75	NEW ENGLAND	W	36-7	9/26/93	NEW ENGLAND	W	45-7	12/6/10	at New England	L	3-45
12/7/75	at New England	W	30-28	11/28/93	at New England	W	6-0	1/16/11	at New England	W	28-21
10/18/76	at New England	L	7-41	10/16/94	NEW ENGLAND	W	24-17	(AFC Divisional Playoff)			
11/21/76	NEW ENGLAND	L	24-38	12/4/94	at New England	L	13-24	10/9/11	at New England	L	30-21
10/2/77	NEW ENGLAND	W	30-27	11/5/95	NEW ENGLAND	L	7-20	11/13/11	NEW ENGLAND	L	37-16
10/30/77	at New England	L	13-24	12/10/95	at New England	L	28-31				

SERIES NOTES:

With 106 prior meetings, the Jets have not faced any team in the league as much as they have faced the Patriots. The two clubs have faced off twice each season, except the strike-shortened 1982 season and the three seasons in which they met in the playoffs, 1985, 2006 and most recently, 2010.

STREAK:

The Jets lost the last two meetings, but prior to that had split the previous four.

RECENT HISTORY:

Last Meeting: L, 16-37 (11/13/11)

After gaining a 9-6 advantage at the 1:20 mark in the second quarter, the Jets gave up 17 unanswered points and could not recover. WR Plaxico Burress reeled in a seven-yard touchdown pass on a fade from QB Mark Sanchez to shrink the Patriots lead to 23-16 with 14:55 left to play, but New England QB Tom Brady threw an eight-yard touchdown strike to WR Deion Branch on the next possession to clinch the win.

Last Meeting on the Road: L, 21-30 (10/09/11)

In their first meeting with the Patriots, since defeating them 28-21 in the 2011 AFC Divisional Playoff game, the Jets fell to 2-3 after losing their third-straight contest of the season.

Last Win: W, 28-21 (01/16/11)

QB Mark Sanchez threw three touchdown passes and the Jets defense sacked Brady five times to lead New York to a 28-21 victory at New England in the 2011 AFC Divisional Playoff Game. The Jets got off to a quick start, leading 14-3 at halftime, following Sanchez touchdown completions to RB LaDainian Tomlinson and WR Braylon Edwards in the second quarter. After the Patriots cut the lead to 21-14 with 1:57 left in the fourth quarter, RB Shonn Greene scored on a 16-yard touchdown run with 1:41 left to put the game out of reach and advance the Jets to the AFC Championship game for the second-consecutive season.



JETS vs. PATRIOTS ALL-TIME

All-Time Series: 52-53-1 / Postseason: 1-2

Record at Patriots: 25-28-1

SINGLE-GAME RECORDS VS. COLTS

SINGLE-GAME RECORDS

MOST RUSHING YARDS

Player	Att	Yds	Date
1. John Riggins	32	168	10/15/72
2. John Riggins	20	152	12/07/75

MOST RUSHING TOUCHDOWNS

Player	TD	Date
1. Five Tied, Most Recently		
Curtis Martin	3	10/15/00

MOST PASSING YARDS

Player	Cmp/Att	Yds	Date
1. Ken O'Brien	22/29	386	11/05/89
2. Joe Namath	22/43	362	10/29/67

MOST TOUCHDOWN PASSES

Player	TD	Date
1. Three Tied, Most Recently		
Vinny Testaverde	4	12/27/98

MOST RECEPTIONS

Player	Rec	Date
1. Bake Turner	11	10/31/64
Art Powell	11	10/06/62

MOST RECEIVING YARDS

Player	Yds	Date
1. Keyshawn Johnson	194	11/23/97
2. Rob Moore	175	09/30/90

MOST POINTS

Player	Pts	Date
1. Five Tied, Most Recently		
Curtis Martin	18	10/15/00

MOST FIELD GOALS

Player	FG	Date
1. Three Tied, Most Recently		
Pat Leahy	4	11/27/83

LONGEST RUSHING PLAY

Player	Yds	Date
1. Mark Smolinski	56	09/08/63
2. Leon Washington	49	12/16/07

LONGEST PASSING PLAY

Player	Yds	Date
1. K. O'Brien to W. Walker	88t	11/24/85
2. *C. Pennington to J. Cotchery	77t	01/07/07

THE LAST TIME

100-YARD RUSHER

By Jets:	103 (21 att. 0 TD), Thomas Jones, 11/22/09
By NE:	136 (27 att. 2 TD), BenJarvis Green-Ellis, 10/09/11

300-YARD PASSER

By Jets:	306 (20-39, 1 TD, 2 INT), Mark Sanchez, 11/13/11
By NE:	329 (26-39, 3 TD, 0 INT), Tom Brady, 11/13/11

3-OR-MORE TD PASSES

By Jets:	3 (21-30, 220, 0 INT), Mark Sanchez, 09/19/10
By NE:	3 (26-39, 329, 0 INT), Tom Brady, 11/13/11

100-YARD RECEIVING GAME

By Jets:	115 (7 rec. 1 TD), Dustin Keller, 09/19/10
By NE:	113 (8 rec. 2 TD), Rob Gronkowski, 11/13/11

*AFC Playoffs

JETS PLAYERS VS. NEW ENGLAND

- CB Antonio Cromartie has picked off Patriots QB Tom Brady three times. The only quarterback Cromartie has intercepted more is Peyton Manning (4).
- WR Jeremy Kerley made his first career touchdown catch on a nine-yard pass from QB Mark Sanchez at New England (10/09/11)
- TE Dustin Keller set his career-high with 115 receiving yards against New England (09/19/10). He also scored a touchdown in the effort.

SERIES SUPERLATIVES:

	Best	Date	Worst	Date
Points Scored:	48	10/27/68	0	twice
Points Allowed:	0	11/28/93	56	09/09/79
Margin of Victory:	38	09/26/93	-53	09/09/79



COLLEGE CONNECTIONS

Jets **C Nick Mangold** and Patriots **LB Bobby Carpenter** spent the 2002-05 seasons at Ohio State. The pair helped the Buckeyes win the 2003 BCS National Championship as freshmen.

Jets **TE Dustin Keller** played as a redshirt freshman during the 2004 season with Patriots **LB Rob Ninkovich** at Purdue.

Patriots **LB Brandon Spikes** and **DE Jermaine Cunningham** played with Jets **QB Tim Tebow** at Florida from 2006-09. The group helped the Gators win two BCS National Championships (2007, 2009). Tebow targeted Patriots TE Aaron Hernandez at Florida from 2007-09.

Jets **QB Greg McElroy** and Patriots **LB Donte Hightower** spent the 2008-10 seasons together at Alabama. McElroy played with Patriots **DE Brandon Deaderick** on the Crimson Tide for 07-09. All three players earned rings as members of the Alabama 2010 BCS National Championship team.

Jets **LB Garrett McIntyre**, Patriots **G Logan Mankins** and **C Ryan Wendell** were teammates at Fresno State in 2004.

Jets **WR Jeremy Kerley** and Patriots **OL Marcus Cannon** played together at TCU from 2007-10.

NFL CONNECTIONS

Jets **K Nick Folk** spent the 2007-09 seasons with Patriots **LB Bobby Carpenter** in Dallas. In 2010 Carpenter played under Jets **Offensive Coordinator Tony Sparano** and was teammates with Jets **S Jeremiah Bell** in Miami. Bell and Patriots **WR Wes Welker** spent the 2004-06 seasons with the Dolphins.

Patriots **Offensive Coordinator Josh McDaniels** selected Jets **QB Tim Tebow** with the 25th overall pick in the 2010 NFL Draft when he was the head coach of Denver. Tebow threw passes to Patriots **WR Brandon Lloyd** with the Broncos from 2010-11. Lloyd played with Jets **T Jason Smith** in St. Louis after being traded to the Rams in the 2011 season.

FORMER PATRIOTS

Jets **Quarterbacks Coach Matt Cavanaugh** was drafted by the Patriots in the second round of the 1978 draft. In five seasons as a quarterback with New England, he started 15 games, compiling a 5-10 record.

Patriots **Head Coach Bill Belichick** served as the assistant head coach/secondary under Bill Parcells with the Jets from 1997 to 1999.

FORMER JETS

RB Danny Woodhead was initially signed as an undrafted free agent by the Jets in 2008 and joined the Patriots following his release last season.

MASSACHUSETTS TIES

Jets **DT Mike DeVito** is a native of Wellfleet, MA, and attended college at Maine.

Jets **G/T Vladimir Ducasse** played collegiately for Massachusetts.

Jets **General Manager Mike Tannenbaum** hails from Needham, MA, and attended the University of Massachusetts.

Jets **Assistant General Manager Scott Cohen** attended the University of Massachusetts.



HEAD COACH REX RYAN

Head Coach REX RYAN (4th Season with Jets)

- Named the 15th full-time head coach of the New York Jets on January 19, 2009, after he spent 10 seasons with the Baltimore Ravens.
- In his first season as head coach, the Jets defense improved from 16th to first in the NFL.
- Since 2009, the Jets lead the NFL with an average of 139.6 rushing yards per game. In 2011, the offense led the league in red zone efficiency after ranking 30th in 2010.



REX VS. THE NFL

AFC East 11-9

- **BUF 6-1**
- **MIA 3-4**
- **NE 2-4**

AFC South 6-2

- HST 2-1
- IND 2-0
- **JAX 1-1**
- **TEN 1-0**

AFC West 4-2

- DEN 1-1
- KC 1-0
- OAK 1-1
- **SD 1-0**

AFC North 4-3

- BLT 0-2
- CIN 2-0
- CLV 1-0
- PIT 1-1

NFC East 2-2

- DAL 1-0
- NYG 0-1
- PHI 0-1
- WAS 1-0

NFC North 2-2

- CHI 0-1
- DET 1-0
- GB 0-1
- MIN 1-0

NFC South 2-2

- ATL 0-1
- CAR 1-0
- NO 0-1
- TB 1-0

NFC West 0-1

- **ARZ 0-0**
- **SEA 0-0**
- SF 0-1
- SL 0-0

2012 Opponents 16-10

Bold = Remaining 2012 Opponents



100-YARD RUSHERS VS. REX-LED DEFENSES (25)

Since 2000, defenses that Rex Ryan has worked with have allowed only 25 100-yard rushers.

Player	Date	Tm	Att	Yds	Avg	TD
Darren McFadden	09/25/2011	OAK	19	171	9.0	2
C.J. Spiller	09/09/2012	BUF	14	169	12.1	1
Domanick Williams	12/04/2005	HST	29	155	5.3	0
Arian Foster	10/08/2012	HST	29	152	5.2	1
Fred Taylor	10/20/2002	JAX	25	151	6	1
BenJarvus Green-Ellis	10/09/2011	NE	27	136	5	2
Thomas Jones	10/23/2005	CHI	25	139	5.6	0
Corey Dillon	12/23/2001	CIN	24	127	5.3	0
Deuce McAllister	12/08/2002	NO	32	127	4	3
Priest Holmes	10/04/2004	KC	33	125	3.8	2
Corey Dillon	11/28/2004	NE	30	123	4.1	1
Maurice Jones-Drew	11/15/2009	JAX	24	123	5.1	1
Larry Johnson	12/10/2006	KC	23	120	5.2	0
Curtis Martin	11/14/2004	NYJ	28	119	4.3	2
Jerome Bettis	12/26/2004	PIT	27	117	4.3	0
Rudi Johnson	11/27/2005	CIN	27	114	4.2	2
Matt Forte	12/26/2010	CHI	26	113	5.9	1
Travis Henry	11/12/2006	TEN	27	107	4	1
Greg Jones	11/13/2005	JAX	25	106	4.2	1
LaDainian Tomlinson	09/21/2003	SD	23	105	4.6	1
Ricky Williams	11/16/2003	MIA	36	105	2.9	0
Amos Zereoue	12/29/2002	PIT	26	104	4	2
LeSean McCoy	12/18/2011	PHI	18	102	5.7	3
Corey Dillon	11/10/2002	CIN	21	102	4.9	0
Ricky Williams	11/17/2002	MIA	26	102	3.9	2
Roy Helu	12/04/2011	WAS	23	100	4.3	1

Bold = Jets Opponent



ALL-TIME RECORDS - JETS HEAD COACHES

Coach	Years	Seasons	Regular Season				Postseason			Overall			
			W	L	T	Pct.	W	L	Pct.	W	L	T	Pct.
Bill Parcells	1997-99	3	29	19	0	.604	1	1	.500	30	20	0	.600
Rex Ryan	2009-12	4	31	23	0	.574	4	2	.667	35	25	0	.583
Al Groh	2000	1	9	7	0	.563	-	-	-	9	7	0	.563
Sammy Baugh	1960-61	2	14	14	0	.500	-	-	-	14	14	0	.500
Weeb Ewbank	1963-73	11	71	77	6	.481	2	1	.667	73	78	6	.484
Herm Edwards	2001-05	5	39	41	0	.488	2	3	.400	41	44	0	.482
Joe Walton	1983-89	7	53	57	1	.482	1	2	.333	54	59	1	.478
Eric Mangini	2006-08	3	23	25	0	.479	0	1	.000	23	26	0	.469
Walt Michaels	1977-82	6	39	47	1	.454	2	2	.500	41	49	1	.456
Bruce Coslet	1990-93	4	26	38	0	.406	0	1	.000	26	39	0	.400
Pete Carroll	1994	1	6	10	0	.375	-	-	-	6	10	0	.375
Clyde "Bulldog" Turner	1962	1	5	9	0	.357	-	-	-	5	9	0	.357
Charlie Winner	1974-95	2	10	18	0	.357	-	-	-	10	18	0	.357
Lou Holtz*	1976	1	3	10	0	.231	-	-	-	3	10	0	.231
Rich Kotite	1995-96	2	4	28	0	.125	-	-	-	4	28	0	.125

*Departed with one game left in the season; Mike Holovak named interim coach (0-1)

Since 2000, Rex Ryan has been a part of defenses that have held 45 rushers who have carried the ball 15 times or more to 3.0 yards per carry or less in a game.

3.0 OR LESS VS. REX (45)							
Player	Date	Tm	Opp	Att	Yds	Avg	TD
Corey Dillon	11/5/2000	BLT	at CIN	16	23	1.4	0
Donald Brown	12/27/2009	NYJ	at IND	15	22	1.5	1
LaMont Jordan	9/17/2006	BLT	vs. OAK	19	35	1.8	0
Willie Parker	11/5/2007	BLT	at PIT	23	42	1.8	0
James Allen	9/9/2001	BLT	vs. CHI	21	43	2.0	0
Ray Rice	9/13/2010	NYJ	at BLT	21	43	2.0	0
Jason Wright	9/24/2006	BLT	at CLV	15	31	2.1	0
Reuben Droughns	1/1/2006	BLT	vs. CLV	19	40	2.1	0
Rudi Johnson	11/11/2007	BLT	vs. CIN	22	46	2.1	0
Clinton Portis	10/10/2004	BLT	at WAS	25	53	2.1	0
Corey Dillon	10/19/2003	BLT	at CIN	18	39	2.2	1
Chris Perry	9/7/2008	BLT	vs. CIN	19	42	2.2	0
DeShaun Foster	10/15/2006	BLT	vs. CAR	26	58	2.2	0
Kevin Jones	10/9/2005	BLT	at DET	26	58	2.2	2
Cedric Benson	11/25/2010	NYJ	vs. CIN	18	41	2.3	0
Jerome Bettis	12/28/2003	BLT	vs. PIT	23	54	2.3	0
Samkon Gado	12/16/2007	BLT	at MIA	18	43	2.4	1
Chris Johnson	10/5/2008	BLT	vs. TEN	18	44	2.4	0
Marshall Faulk	11/9/2003	BLT	at SL	20	48	2.4	2
DeAngelo Williams	11/29/2009	NYJ	vs. CAR	16	40	2.5	0
Edgerrin James	10/13/2002	BLT	at IND	17	43	2.5	0
Dominic Rhodes	12/2/2001	BLT	vs. IND	16	42	2.6	0
Felix Jones	9/11/2011	NYJ	vs. DAL	17	44	2.6	1
Curtis Martin	12/24/2000	BLT	vs. NYJ	18	47	2.6	0
Jamal Lewis	11/2/2008	BLT	at CLV	19	49	2.6	0
Ray Rice	10/2/2011	NYJ	at BLT	25	66	2.6	1
Maurice Morris	12/23/2007	BLT	at SEA	15	40	2.7	0
Ahman Green	10/14/2001	BLT	at GB	20	54	2.7	1
Julius Jones	11/21/2004	BLT	vs. DAL	30	81	2.7	0
Terrell Fletcher	12/10/2000	BLT	vs. SD	16	44	2.8	0
Rudi Johnson	9/10/2007	BLT	at CIN	18	50	2.8	0
William Green	12/22/2002	BLT	vs. CLV	20	56	2.8	0
Jamal Lewis	9/30/2007	BLT	at CLV	23	64	2.8	1
Thomas Jones	9/16/2007	BLT	vs. NYJ	24	67	2.8	0
Rudi Johnson	11/30/2006	BLT	at CIN	16	47	2.9	0
Rodney Thomas	10/22/2000	BLT	vs. TEN	18	53	2.9	0
C.J. Spiller	11/27/2011	NYJ	vs. BUF	19	55	2.9	0
Tiki Barber	12/12/2004	BLT	vs. NYG	19	55	2.9	1
Rudi Johnson	12/5/2004	BLT	vs. CIN	19	56	2.9	0
Lamar Smith	9/17/2000	BLT	at MIA	22	63	2.9	1
Dominic Rhodes	10/12/2008	BLT	at IND	25	73	2.9	1
Ricky Williams	11/16/2003	BLT	at MIA	36	105	2.9	0
Jahvid Best	11/7/2010	NYJ	at DET	16	48	3.0	0
William Green	9/12/2004	BLT	at CLV	22	65	3.0	0
Corey Dillon	12/1/2002	BLT	at CIN	23	70	3.0	1
Frank Gore	9/30/12	NYJ	vs. SF	21	62	3.0	1

Bold = While with Jets



HEAD COACH REX RYAN



TOUGH TO MATCH

Since becoming the defensive coordinator with BLT in 2005, Ryan's defensive units have ranked among the NFL's best in every major defensive category. Combining his statistics at BLT from 2005-08 with the Jets defensive numbers in his first three seasons as head coach.

Ryan's Defensive Totals and Rankings From 2005-11:

Rank	Team	Total Defense (Game)	Rank	Team	Passing Defense (Game)
1	Pittsburgh Steelers	277.4	1	Rex Ryan	190.1
2	Rex Ryan	281.0	2	Pittsburgh Steelers	192.1
3	Baltimore Ravens	288.5	3	New York Jets	194.4
4	New York Jets	308.2	4	Indianapolis Colts	195.9
5	Philadelphia Eagles	316.0	5	Tampa Bay Buccaneers	199.6
Rank	Team	Scoring Defense (Game)	Rank	Team	Opp 3rd Down Pct
1	Pittsburgh Steelers	16.5	1	Rex Ryan	33.8%
2	Baltimore Ravens	17.2	2	Chicago Bears	34.4%
3	Rex Ryan	18.1	3	Baltimore Ravens	34.6%
4	New England Patriots	18.7	4	Philadelphia Eagles	35.4%
5	Chicago Bears	19.3	5	Green Bay Packers	36.3%
Rank	Team	Rushing Defense (Game)	Rank	Team	Turnovers Forced/Year
1	Pittsburgh Steelers	85.3	1	Chicago Bears	33.9
2	Baltimore Ravens	88.0	2	Green Bay Packers	31.4
3	Minnesota Vikings	89.1	3	Rex Ryan	30.7
4	Rex Ryan	90.9	4	Carolina Panthers	29.9
5	Dallas Cowboys	101.6	5	Baltimore Ravens	29.7

Defensive Coordinator MIKE PETTINE (4th Season)

- ◇ In his first three seasons as defensive coordinator, fielded a unit that has held opposing passers to an NFL-low 68.7 passer rating and opponents to the fifth-fewest points (18.8) and second-least yards per game (285.3).
- ◇ The Jets defense has recorded 92 take-aways, the second-most in the AFC in his first three seasons. Prior to Pettine's arrival, the Jets defense registered only 76 between 2005-08.
- ◇ In 2009, his first season as a defensive coordinator in the NFL, Pettine installed a completely new defense and molded a unit that ranked first in seven categories, including points allowed, total defense and pass defense.

Offensive Coordinator TONY SPARANO (1st Season)

- ◇ Joined the Jets this past January after he served the last four seasons as the head coach of the Miami Dolphins.
- ◇ In his first season as Miami Head Coach (2008), he improved the team's record from 1-15 a season earlier, to an 11-5 mark and the AFC East title. Miami's offense ranked sixth in red zone efficiency (91.2%) in the NFL in 2010 and tied for ninth in the league for the most drives of 10 or more plays (26).
- ◇ In 2006, with Sparano as the Dallas Cowboys primary play caller, the team ranked fifth in the NFL in total offense, averaging 360.8 yards per game. Their 425 points was the fourth-highest total in the NFL.

Special Teams Coordinator MIKE WESTHOFF (12th Season)

- ◇ Since joining the Jets in 2001, Westhoff's unit has annually ranked among the NFL's best overall in special teams rankings.
- ◇ Since he became the special teams coordinator in 2001, nine different players have returned kickoffs or punts for touchdowns, including current Jets, Jeremy Kerley, who returned a punt for a touchdown and Joe McKnight, who set a team record for the longest touchdown when he returned a kick 107 yards in 2011.
- ◇ Since 2001, Westhoff's group has blocked 11 kicks, including seven punts, two field goals and two extra points. Five of the blocked punts were returned for touchdowns.
- ◇ Westhoff joined the Jets after 15 seasons with the Miami Dolphins. In 2000, his final season with the team, he was voted "NFL Special Teams Coach of the Year."

Asst. Head Coach/Linebackers BOB SUTTON (13th Season)

- ◇ Added the title of assistant head coach in January of 2012 after spending the first three years on Ryan's staff as a senior defensive assistant/linebackers coach.
- ◇ His 13 seasons as a Jets assistant are the most consecutive in team history. The only Jets coach that has enjoyed a longer tenure with the team is Walt Michaels.
- ◇ Has served under four different head coaches in his Jets tenure: Al Groh (Linebackers, 2000), Herman Edwards (Linebackers, 2001-05), Eric Mangini (Defensive Coordinator, 2006-08) and Rex Ryan.
- ◇ Spent nine seasons as the head coach at Army. Guided the Cadets to their fourth bowl appearance in 1996.

Quarterbacks Coach MATT CAVANAUGH (4th Season)

- ◇ Helped QB Mark Sanchez improve his completion percentage, passing yards, touchdown passes and passer rating from 2009-11.
- ◇ In the first two seasons of Sanchez's career, the Jets made two-consecutive AFC Championship Game appearances, allowing him to earn the most postseason wins (four) by a quarterback in team history.
- ◇ Earned his third Super Bowl championship (two as a player, one as a coach) when he served as the offensive coordinator for the 2000 Baltimore Ravens.
- ◇ Joined the Jets after four seasons as the offensive coordinator and quarterbacks coach at the University of Pittsburgh. In 2007, he was named the top offensive coordinator in the BIG EAST.
- ◇ As a second-round selection by New England in 1978, he spent five seasons with the Patriots, two with the 49ers, three with Eagles and one with the Giants.

Offensive Line Coach DAVE DeGUGLIELMO (1st Season)

- ◇ Joined the Jets during the 2012 offseason after spending three seasons (2009-2011) with the Miami Dolphins as their offensive line coach.
- ◇ Under DeGuglielmo's tutelage, Dolphins T Jake Long was selected as a starter for three-consecutive Pro Bowls (2009-11).
- ◇ In 2007, he was part of a Giants staff that orchestrated a 17-14 victory over previously undefeated New England in Super Bowl XLII.

Tight Ends / Asst. O-Line Coach MIKE DEVLIN (7th Season)

- ◇ Enters his seventh season with the Jets and his fourth season in his current role.
- ◇ Helped TE Dustin Keller become one of the most productive tight ends in team history. Keller is currently fourth on the Jets record list in receptions and third in receiving yards by a tight end.
- ◇ Selected in the fifth round of the 1993 NFL Draft by the Buffalo Bills. During his playing career, he appeared in 101 regular season games and Super Bowl XXVIII with the Bills.

Defensive Line Coach KARL DUNBAR (1st Season)

- ◇ Joined the Jets in January of 2012 after spending six seasons as the defensive line coach with the Minnesota Vikings.
- ◇ During his time in Minnesota, the Vikings defense allowed the fewest rushing yards in the NFL and ranked sixth in the League in sacks.
- ◇ Under his direction, DT Kevin Williams was selected to five Pro Bowls, DE Jared Allen earned four Pro Bowl nods and DT Pat Williams was recognized with three Pro Bowl selections.
- ◇ Dunbar was an eighth-round draft choice of the Pittsburgh Steelers in 1990 and played defensive line for three teams during his career (1990-95).



Asst. Special Teams Coach BEN KOTWICA (6th Season)

- ◇ Promoted to assistant special teams coach in 2009 after two seasons as quality control coach defense and special teams.
- ◇ Since 2007, he has contributed to a special teams unit that has returned three kickoffs for touchdowns, tied for the most in the NFL during that time span.
- ◇ After attending the United States Military Academy, Kotwica spent seven years in the Army and received a number of awards, including the Bronze Star.

Wide Receivers Coach SANJAY LAL (1st Season)

- ◇ Joined the Jets in 2012 after spending five seasons with the Oakland Raiders, including three as the receivers coach.
- ◇ Under Lal, the 2011 Raiders wide receivers group finished sixth in the NFL with an average of 15.0 yards per catch.
- ◇ Lal oversaw the development of rookies Darius Heyward-Bey and Louis Murphy in 2009. The pair became the first rookie tandem to start at wide receiver in the NFL since 2000.
- ◇ 2012 second-round pick Stephen Hill had the most successful rookie debut of any WR in Jets history, registering two touchdown catches among his five receptions for 89 yards.

Running Backs Coach ANTHONY LYNN (4th Season)

- ◇ Since he joined the Jets in 2009, New York has tallied more yards on the ground (7,118) than any team in the NFL.
- ◇ The last three seasons, the Jets have fielded three different leading rushers: Shonn Greene 1,054 (2011), LaDainian Tomlinson 914 (2010) and Thomas Jones 1,402 (2009). Each rusher averaged 4.2 yards a carry for the season.

Asst. Defensive Backs Coach JIM O'NEIL (4th Season)

- ◇ Enters his fourth season on the Jets staff as assistant defensive backs coach.
- ◇ Works closely with defensive coordinator Mike Pettine and defensive backs coach Dennis Thurman.
- ◇ Three-year starter as a defensive end at Towson University where he was a captain in 2000.

Quality Control/Defense BRIAN SMITH (6th Season)

- ◇ Originally joined the Jets in 2007 as a quality control/offense coach after seven seasons with the University of Massachusetts, where he was an assistant coach for three years.
- ◇ Smith was a three-year starter for the Minutemen as a strong safety and cornerback from 1997-2000.

Outside Linebackers Coach MIKE SMITH (3rd Season)

- ◇ Earned a promotion to outside linebackers coach after spending the last two seasons with the Jets as a coaching intern.
- ◇ Under his tutelage, free agent acquisition Aaron Maybin led the team with six sacks and four forced fumbles in only 13 games of action in 2011.

Asst. Tight Ends/Quality Control LANCE TAYLOR (3rd Season)

- ◇ After serving as a coaching intern and offensive quality control coach, Taylor now serves as assistant tight ends and quality control coach.
- ◇ Prior to joining the Jets, he served as wide receivers coach for Appalachian State. In his one season with the Mountaineers, the team finished 11-3, won the Southern Conference title and earned an NCAA Division I Football Championship appearance where they advanced to the national semifinals.
- ◇ Taylor began his coaching career as a graduate assistant at his alma mater, the University of Alabama.

Defensive Backs Coach DENNIS THURMAN (4th Season)

- ◇ Under Coach Thurman, Jets defensive backs have held their opponents to an NFL-low 69.3 passer rating, 52.6 completion percentage, 6.25 yards per pass attempt and 187.1 net passing yards per game since 2009.
- ◇ In 2009, Thurman led a secondary that allowed an NFL-best 153.7 yards passing per game and helped defense finish first in both yards and points allowed.
- ◇ As a defensive back with the Dallas Cowboys, Thurman recorded 36 career interceptions (four for touchdowns) and played in Super Bowl XIII in 1979.



DRAFTS UNDER TANNENBAUM

Under GM Mike Tannenbaum, the Jets have successfully mined the draft for players that have started a combined total of 270 games. In 2012, *Forbes Magazine* ranked the Green & White as the second most efficient team in the draft from 2005-09.

Most Efficient NFL Teams in Drafting College Players (2005-2009)*

Team	Efficiency Score
Green Bay Packers	141.3
New York Jets	138.9
Dallas Cowboys	128.4
New Orleans Saints	126.1
Minnesota Vikings	120.2

*Source: *Forbes Magazine* (4.25.12)

His first draft in 2006 began with the selection of two offensive linemen, making the Jets the first team since the 1975 Rams to select two offensive linemen in the first round. Both LT D'Brickshaw Ferguson, chosen fourth overall, and C Nick Mangold, selected 29th overall, were named to various NFL All-Rookie teams and have since been named to multiple Pro Bowls. That draft class started 47 games in 2006 and helped the Jets advance to the first round of the NFL Playoffs with a record of 10-6 in Tannenbaum's first season at the helm, a six-win improvement from the 2005 campaign.

2009 DRAFT

In 2009, Jets general manger Mike Tannenbaum selected three players, **QB Mark Sanchez** (first round), **RB Shonn Greene** (third round) and **G Matt Slauson** (sixth round). All three of those players serve as starters and have played a role in the Jets winning 32 games, including the postseason, during the last three seasons. However, the story of the 2009 draft did not end there.

The 2012 Jets currently have seven players that were selected in this draft, including three of the top 11 players chosen. In addition to Sanchez, who the Jets selected fifth overall, the Jets have since acquired second overall selection **OT Jason Smith**, and 11th overall selection **LB Aaron Maybin**. **CB Ellis Lankster**, a seventh-round selection of the Buffalo Bills looks to continue his contribution to the Jets.

2009 Draft Class Currently With the Jets:

Selection	Player	Team	How Jets Acq.
#2	Jason Smith	SL	Trade
#6	Mark Sanchez	NYJ	Drafted
#11	Aaron Maybin	BUF	FA
#65	Shonn Greene	NYJ	Drafted
#87	Patrick Turner	MIA	Waivers
#193	Matt Slauson	NYJ	Drafted
#220	Ellis Lankster	BUF	FA

SUCCESS UNDER TANNENBAUM

Since being named the General Manager (02/07/06), Mike Tannenbaum has overseen 55 Jets wins, including the postseason. It is the second-most wins by a Jets team during any six year period in club history. New York has also enjoyed four seasons with nine or more wins, including three playoff seasons, two of which saw the Jets making it to the AFC Championship game.

Most Successful Six Year Periods in Jets History:

Wins	Seasons	Head of Football Operations
56	1998-2003	Bill Parcells and Terry Bradway
55	2006-2011	Mike Tannenbaum
53	1981-1986	Jim Kensil

In 2009, Tannenbaum hired a new head coach (Rex Ryan) and selected a quarterback (Mark Sanchez) in the first round of the draft. In three seasons with these two additions, the Jets have finished 9-7 (AFC Championship), 11-5 (AFC Championship and 8-8 (no playoffs).

FIRST-ROUND TALENT

The 2012 New York Jets have 14 former first-round selections on their current roster, 13 of which were acquired by Tannenbaum since 2006.

Player	Drafted	How Acq.	Production with Jets
Bryan Thomas	2002 (22)	Drafted	146 games, 31 sacks, 439 tackles
Calvin Pace	2003 (18)	UFA ('08)	58 starts, 25 sacks, 290 tackles
D'Brickshaw Ferguson	2006 (4)	Drafted	3 Pro Bowls, 105 consecutive starts
Antonio Cromartie	2006 (19)	Trade ('10)	33 starts, 8 INTs, 95 tackles
Nick Mangold	2006 (29)	Drafted	3 time All-Pro, 4 Pro Bowls, 103 starts
LaRon Landry	2007 (6)	UFA ('12)	16 tackles and a FF in 2 games
Dustin Keller	2008 (30)	Drafted	45 starts, 214 catches, 15 TDs
Jason Smith	2009 (2)	Trade ('12)	Saw action in 2 games
Mark Sanchez	2009 (5)	Drafted	28 wins, 4 postseason wins, 59 TDs
Aaron Maybin	2009 (11)	Waivers ('11)	6 sacks, 4 FF, 15 games
Tim Tebow	2010 (25)	Trade	6 rushes for 33 yards
Kyle Wilson	2010 (29)	Drafted	34 games, 69 tackles, 3 INTs
Muhammad Wilkerson	2011 (30)	Drafted	18 games, 62 tackles, 3 sacks, 1 safety
Quinton Coples	2012 (16)	Drafted	1 TFL in first game

WINS IN FIRST THREE SEASONS BY A QB

With 32 career wins, **QB Mark Sanchez** is the fifth quarterback in the Super Bowl era to win 30 career games in his first three NFL seasons, including the postseason. He is also one of four quarterbacks to reach 20 career wins, including the postseason, through his first two seasons.

30 Wins in First Three NFL Seasons Including Postseason, in Super Bowl Era

Player	Years
Ben Roethlisberger	2004-2006
Joe Flacco	2008-2010
Dan Marino	1983-1985
Matt Ryan	2008-2010
Mark Sanchez	2009-2011

SANCHEZ 300-YARD PASSING GAMES

Four of the six contests in which **Sanchez** has surpassed the 300-yard passing plateau have come while he led the team to three-point victories after trailing in the fourth quarter.

300-Yard Passing Games

Date	Opponent	Yards Passing	Results
9/25/11	at OAK	369	L, 34-24
11/08/10	at DET	336	W, 23-20 OT
09/11/11	vs. DAL	335	W, 27-24
11/21/10	vs. HST	315	W, 30-27
11/13/11	vs. NE	306	L, 37-16
09/23/12	at MIA	306	W, 23-20 (OT)

He is only the second Jets quarterback to throw for three or more 300-yard games during a single season since 1990.

JUST WINS!!!

Sanchez's 34 wins since 2009, including postseason play, are seventh most in the NFL.

WINS BY QBs SINCE 2009 including postseason

Player	Wins	Games
Drew Brees	42	58
Tom Brady	42	59
Aaron Rodgers	42	58
Joe Flacco	41	60
Matt Ryan	38	54
Eli Manning	35	60
Mark Sanchez	34	59
Ben Roethlisberger	33	51



GAME NOTES

THE COMEBACK KID

QB Mark Sanchez has proven to be at his best when the game is on the line. The fourth-year signal caller has guided the Jets to 11 fourth-quarter comeback or overtime victories, with seven of those wins coming on the road.

Sanchez's 4th Quarter & OT Comeback Wins

Date	Opponent	Score
1/17/10	at SD *	17-14
10/17/10	at DEN	24-20
11/07/10	at DET	23-20 (OT)
11/14/10	at CLV	26-20 (OT)
11/21/10	vs. HST	30-27
01/08/11	at IND*	17-16
09/11/11	vs. DAL	27-24
10/23/11	vs. SD	27-21
11/27/11	vs. BUF	28-24
12/04/11	at WAS	34-19
09/23/12	at MIA	23-20 (OT)

*Postseason

GOING GREENE

RB Shonn Greene posted career highs vs. IND (10/14) with 161 yards rushing and 32 carries and matched his career-best with three rushing touchdowns. The 161 yards rushing were the most by a Jet since RB Thomas Jones ran for 210 yards vs. BUF (10/18/09).

	vs. IND	Previous High	Previously Set
Rushing Yards	161	144	at OAK (10/25/09)
Carries	32	27	vs. BUF (09/09/12)
Touchdowns	3	3	at WSH (12/04/11)

Over the final 13 weeks of the 2011 season when Coach Rex Ryan said the team would return to ground-and-pound, Greene averaged 76.5 rushing yards a game ranking third in the AFC during that span, on 202 rushes for 897 yards (4.4 avg.) and five touchdowns. Greene left the DEN (11/17/11) game after only three carries due to an injury.

Top 5 AFC Rushers (Yds per Game) from 10/9/11 to 1/1/12

Player	G	Yds/G	Yds	TD	Att
Maurice Jones-Drew (JAX)	12	101.3	1,215	7	266
Ray Rice (BLT)	12	88.9	1,067	10	225
Shonn Greene (Jets)	12	74.8	897	5	202
Michael Bush (OAK)	12	73.0	876	4	227
Chris Johnson (TEN)	12	70.7	848	4	193

Greene finished the season with a team-high 1,054 yards and six touchdowns on 253 carries, adding 211 yards on 30 receptions, all career-highs.

RUSHING SINCE 2008

Since 2008, the Jets rank second in the NFL for rushing yards (9,493).

MOST RUSHING YARDS PER GAME (2008-)

Team	Yds/G	Yards	Rsh	Avg
Carolina Panthers	141.4	9,759	2,030	4.8
New York Jets	135.6	9,493	2,180	4.4
Minnesota Vikings	132.5	9,276	2,054	4.5
Kansas City Chiefs	132.0	9,243	2,065	4.5
Baltimore Ravens	139.7	9,077	2,149	4.2

Additionally, New York has scored 73 rushing touchdowns, which is sixth in the NFL during the same time span.

MOST RUSHING TOUCHDOWNS (2008-)

Team	TDs	Rsh
Carolina Panthers	87	2,030
New England Patriots	87	2,088
Houston Texans	76	2,037
Baltimore Ravens	75	2,149
New York Giants	74	1,999
New York Jets	73	2,180

200+ RUSHING

In the Jets win vs. IND (10/14), the offensive line, LT D'Brickshaw Ferguson, LG Matt Slauson, C Nick Mangold, RG Brandon Moore and RT Austin Howard, paved the way for season-highs with 252 yards rushing, 44 carries and three touchdowns.

	Today	Most Since	Date
Rushing Yards	252	276	vs. BUF (01/02/11)
Carries	44	50	vs. BUF (01/02/11)
Rushing TDs	3	3	vs. KC (12/11/11)
Yards per Carry Avg.	5.7	6.0	vs. BUF (11/27/11)

The 252 yards rushing marked the eighth time under Coach Rex Ryan that the Jets have rushed for 200+ yards in a game. The Jets are 7-1 in those contests.

200-Yard Rushing Games under Rex Ryan

Date	Opp	Result	Att	Yds	Avg	TD
10/18/09	vs. BUF	L	40	318	7.95	1
10/25/09	at OAK	W	54	316	5.85	4
01/02/11	vs. BUF	W	50	276	5.52	2
10/03/10	at BUF	W	49	273	5.57	2
01/03/10	vs. CIN	W	57	257	4.51	4
12/03/09	at BUF	W	43	249	5.79	0
12/27/09	at IND	W	44	202	4.59	1
10/14/12	vs. IND	W	44	252	5.73	3

KELLER IN PERSPECTIVE

Since being selected in the first round of the 2008 NFL Draft, **TE Dustin Keller** has quietly produced the best start by a tight end in Jets history. The former Boilermaker has caught 213 passes for 2,559 yards, the most by a Jets tight end in his first four NFL seasons.

MOST RECEPTIONS, JETS TE, FIRST FOUR SEASONS

Player	Seasons	Rec	Yds	TD
Dustin Keller	2008-11	213	2,559	15
Johnny Mitchell	1992-95	158	2,086	16
Pete Lammons	1966-69	151	1,880	11
Jerome Barkum	1972-75	137	2,187	16
Anthony Becht	2000-03	120	1,064	16
Richard Caster	1970-73	119	2,273	23

Since entering the NFL in 2008, his 213 receptions and 2,559 yards both rank eighth among NFL tight ends in the league during that time span.

Keller led the 2011 Jets with 65 receptions for 815 yards. Five of his catches went for scores. It was the second-consecutive season he led New York in receptions and the first time he led the team in receiving yards.

KERLEY CAREER-HIGHS

Now in his second season, WR Jeremy Kerley posted new career-highs in each of the first three weeks. This season, Kerley is averaging 17.5 yards per catch, up from 10.8 in his rookie season, and 17.0 per punt return, an increase from 10.9 his rookie year.

Here is a week-by-week look at Kerley's new highs this season:

WEEK ONE (09/09 vs. BUF): Scored twice, a new career-high, when he caught a touchdown pass and later returned a punt for a touchdown. The 68-yard punt return touchdown bested his previous long of a 53-yard return set at OAK (09/25/11). Kerley also added the longest touchdown reception of his career when he hauled in a 12-yard pass to open the scoring.

WEEK TWO (09/16 at PIT): Caught a 45-yard pass on the opening drive, the longest reception of his career, surpassing his previous career high of 38 yards vs. NE (11/13/11).

WEEK THREE (09/23 at MIA): Established a new-career long reception, topping his 45-yard catch a week earlier, when he caught a 66-yard pass.

Kerley leads all active Jets receivers in receptions (15) and yards (291). He is also tied for the team lead in receiving touchdowns (2).



HILL TOPPER

In four NFL games, **WR Stephen Hill** is tied for most touchdown receptions by a rookie with three. For the season, he has caught eight passes, all for first downs, for 112 yards.

TAKING IT AWAY

In Week One, all five "starting" members of the Jets secondary contributed to the team's four takeaways. The Jets ended the first two Bills possessions with interceptions. First, **CB Darrelle Revis** intercepted QB Ryan Fitzpatrick on a pass intended for WR Stevie Johnson. Next, **CB Kyle Wilson** picked off Fitzpatrick on a pass intended for David Nelson. Both ensuing offensive possessions resulted in Jets touchdowns. The third takeaway came after a RB C.J. Spiller fumble caused by **S LaRon Landry** and recovered by **S Jeremiah Bell**. Then on the BUF opening drive of the second half, **CB Antonio Cromartie** intercepted a pass intended for Nelson, and took it 40 yards for a touchdown. The interception return for a touchdown marked the first one by Cromartie with the Jets, the third of his career and his first since he intercepted a Brett Favre pass against the Jets while in SD (09/22/08).

Since head coach Rex Ryan took over the Jets in 2009, New York has registered the second-most takeaways (103) in the AFC.

AFC Takeaways from 2009-2012

Team	Takeaways	INT	FR
New England Patriots	116	72	44
New York Jets	103	55	48
Baltimore Ravens	98	63	35
Buffalo Bills	97	65	32
Houston Texans	83	51	32
Kansas City Chiefs	83	53	30

POINTS OFF TURNOVERS

New York has scored five touchdowns off of seven turnovers, giving them the best touchdown off of take-away percentage (71.4) in the NFL. The Jets have scored following 8 of their 11 takeaways with 7 TDs, they have the 2nd best TD percentage in the league and their scoring percentage is also better than the league average. Only 3 teams have scored more total points off turnovers than the 52 scored by the Jets

Jets Scores Off of Turnovers

Takeaway	Plays	Yards	Score
Revis INT	8	61	12-yard TD from Sanchez to Kerley
Wilson INT	5	52	33-yard TD from Sanchez to Hill
FF by Landry, FR by Bell	7	32	39-yard FG by Folk
Cromartie INT	-	-	40-yard INT return by Cromartie
Landry INT	-	-	18-yard INT return by Landry
FF by Revis, FR by Revis	-	-	Interception
Cromartie INT	4	57	27-yard TD From Sanchez to Cumberland
Cromartie INT	5	35	10-yard TD run by Greene
Lankster INT	-	-	Punt
FF by Wilkerson, FR by Harris	5	14	2-yard TD run by Greene
FF by Wilson, FR by Davis			Game

OPPOSING PASSERS VS. THE JETS

Since 2009, opposing quarterbacks have been held to just a 68.9 passer rating, which ranks first in the NFL for that period.

Since Rex Ryan took over as head coach of the Jets, quarterbacks have connected on just 52.5 percent of their passes against New York, the lowest completion percentage during that span.

In 2011, the Jets passing defense again ranked among the tops in the NFL holding opponents to a 69.6 passer rating (third-best in the NFL) and 15 touchdown passes (second-fewest in NFL). Opponents have completed 275-of-507 passes for a completion percentage of 54.2 percent, third-best in the NFL.

CORNERING THE MARKET

Prior to cornerback **Darrelle Revis'** injury, he and **Antonio Cromartie** formed arguably the best duo since 2010. **Both players ranked in the top five in burn percentage among CBs targeted at least 50 times in 2011.** Since the two teamed together in 2010, Revis and Cromartie rank first and second, respectively, in burn percentage.

Burn Percentage (2011)

Rank	Player	Team	Targeted	Burned	Burn Pct.
1	Ike Taylor	PIT	104	39	37.5%
2	Darrelle Revis	NYJ	89	36	40.4%
3	Sheldon Brown	CLV	81	33	40.7%
4	Antonio Cromartie	NYJ	89	37	41.6%
5	Richard Sherman	SEA	88	37	42.0%

Burn Percentage (2010-12)

1	Darrelle Revis	NYJ	155	60	38.7%
2	Antonio Cromartie	NYJ	225	95	42.2%
3	Brandon Carr	KC/DAL	202	86	42.6%
4	Richard Sherman	SEA	118	52	44.1%
5	Stanford Routt	OAK/KC	221	99	44.8%

*Burn percentage tracks how a defensive player performs in defending passes in which he is targeted. A "burn" occurs when a targeted defensive player allows a completed pass. Burn statistics are taken from StatsPass.

CRO'S PICKS

Since joining the Jets in 2010, **CB Antonio Cromartie** has picked off 10 passes, an amount that is tied for the second-most in the AFC amongst cornerbacks.

Player	Tm	INT
Devin McCourty	NE	11
Jason Allen	MIA/HST/CIN	10
Antonio Cromartie	Jets	10

Of the top three interceptors, only Cromartie has a burn percentage under 50 percent.

PERFORMING UNDER PETTINE

Since 2009, Pettine's unit has ranked as one of the top defenses in the league.

- 1st** in Passing Defense (187.5 yards per game)
- 2nd** in Total Defense (293.6 yards per game)
- 5th** in Points Allowed (19.3)
- 5th** in Opponent's Rushing Average (3.9 yards per carry)

David Harris (NYJ 09-)

In his first three seasons under Pettine, Harris led all NFL ILBs in sacks (15.5) and tied for first among all LBs in INTs (7). He also led the team in tackles with 117 (2011), 119 (2010) and 142 (2009).

Aaron Maybin (NYJ 11-)

In his first season with the Jets, Maybin notched a team-leading six sacks and four forced fumbles.

Calvin Pace (NYJ 09-)

In Pace's first season with Pettine as defensive coordinator, he posted a career-high with 8.0 sacks in just 12 games played.

Sione Po'uha (NYJ 09-)

Under Pettine, "Bo" has become a stalwart in the middle of the Jets defense. He produced his three highest single-season tackle totals of 61 (2009), 46 (2010) and 55 (2011).

Terrell Suggs (BLT 05-08)

In four seasons with Pettine as his position coach, Suggs posted his four highest tackle totals, collected four of his five career interceptions and posted three seasons of at least eight sacks, leading the team in sacks twice.

Adalius Thomas (BLT 05-06)

Thomas enjoyed his two best seasons in his only two seasons with Pettine as his position coach when he notched 9.0 sacks in 2005 and 11.0 sacks in 2006.



PETTINE PRIOR

In 2005, **Mike Pettine** was promoted from coaching assistant/quality control to outside linebackers coach in Baltimore, the same season that current Jets Head Coach **Rex Ryan** was named the Ravens defensive coordinator. From 2005-08, the Ravens defense ranked in the top five in almost every defensive category before both left for the Jets.

Top Five Ranks in Baltimore (2005-08)

- 1st** in First Downs Allowed (999)
- 2nd** in Total Defense (277.8 yards per game)
- 2nd** in Scoring Defense (17.6 point per game allowed)
- 2nd** in Rushing Defense (84.0 yards per game)
- 2nd** in Opponent Third Down Conversion Percentage (33.8%)
- 2nd** in Interceptions and **t-2nd** in Touchdowns off Interceptions
- 4th** in Turnovers Forced (123)
- 5th** in Passing Defense (193.8 yards per game)
- t-5th** in Sacks (168)

McINTYRE'S LONG ROAD TO THE NFL

LB Garrett McIntyre originally entered the NFL as an undrafted free agent with Seattle in 2006, but was waived before the season began. In 2007, McIntyre signed with the San Jose Sabercats of the AFL and played two seasons with them before heading north of the border and playing two more seasons with the Hamilton Tiger-Cats.

After signing as a free agent with New York (02/09/11) and standing out in training camp, McIntyre earned a roster spot with the Jets. In his first season with the Green and White, he made three starts finishing with 10 tackles, two forced fumbles and 19 special teams tackles. This season in Week Two, McIntyre started in place of an injured Bryan Thomas and recorded his first two career sacks, when he brought down PIT QB Ben Roethlisberger twice.

KEEPING PACE

LB Calvin Pace, a versatile defender, produced statistics as a pass rusher (third on team with 4.5 sacks), a tackler (third on the team with 90), and in pass coverage, recording an INT at BUF (11/06/11).

In each of his first three seasons with the Jets, Pace has led the team in sacks (2009) or ranked second (2008 and 2010). In 2011, his 4.5 sacks were third.

Since 2008, Pace has recorded 26 sacks, 11 forced fumbles and two interceptions. In his career, he has 40 sacks, 17 forced fumbles and three interceptions.

SAFETY MEASURES

During this offseason the Jets added two safeties that have combined for 139 starts, 956 tackles, 16.5 sacks, 10 interceptions, 83 passes defended, 15 forced fumbles and 11 fumble recoveries during their NFL careers prior to signing with the Jets. **FA S Jeremiah Bell** signed with New York after spending eight seasons with MIA. Four of his six career interceptions have come in the last three seasons, with two of those picks coming off of AFC East foe Ryan Fitzpatrick.

UFA S LaRon Landry (WAS) has started every game he has played (70). A punishing tackler, he has picked off four passes and deflected 40 passes during his five seasons. He has recorded 3.5 of his 5.5 sacks during the last three seasons.

The two new safeties will share starting duties with veteran Jet **S Eric Smith**, who has started 34 games for the Jets. A versatile player who is also a key contributor on special teams, Smith recorded 172 tackles, 3.5 sacks, one interception, eight passes defended and one fumble recovery from 2010-11.

COPLES FIRST SACK

After drawing an intentional grounding penalty from IND QB Andrew Luck, rookie **DE Quinton Coples**, who made his first start, registered the first sack of his career when he brought down Luck for a 14-yard loss. Coples would later split a sack with LB Aaron Maybin, when the two brought down Luck for a seven-yard loss.

HARRIS - THE COMPLETE LINEBACKER

In three seasons under Rex Ryan, **LB David Harris** has recorded 55-consecutive starts while leading a defense that has never rated worse than fifth in a single season and ranks second overall the last three seasons combined. Harris has led the team in tackles three times with 100+ each season, and finished second with 87 tackles in 2008, despite missing five games.

HARRIS' SEASON TACKLE TOTALS

Season	Tackles	Rank on Team
2011	117	1st
2010	119	1st
2009	142	1st
2008	87	2nd (missed five games)
2007	117	1st

From 2009-11, Harris registered the most sacks (15.5) of any inside linebacker in the NFL and tied for the most interceptions among all linebackers (7).

SACK LEADERS among ILB (2009-2011, including postseason)

Player	Team	Sacks
David Harris	NYJ	15.5
D.J. Williams	DEN	14
Patrick Willis	SF	13
Lawrence Timmons	PIT	12
Kevin Burnett	MIA	11

INTERCEPTION LEADERS AMONG LB (2009-2011, including postseason)

Player	Team	INT
David Harris	NYJ	7
David Hawthorne	NO	7
Brian Cushing	HST	6
Derrick Johnson	KC	6
Sean Lee	DAL	6

MUHAMMAD WILKERSON

Jets **General Manager Mike Tannenbaum** made it a point of emphasis to get younger on the defensive front. Last season he selected local product, **DL Muhammad Wilkerson**, who prepped at Linden HS in the first round.

Wilkerson started Opening Day at defensive end for the Jets, the first time a rookie has started in New York's base defense in Week One since **Dwight Lowery** started at cornerback in 2008, and the first rookie to start for a Rex Ryan defense on Opening Day since **DT Haloti Ngata** and **SS Dawan Landry**. Both players started under Ryan in Baltimore in 2006, while he served as the defensive coordinator for the Ravens.

Wilkerson registered the first sack of his career when he brought down QB Luke McCown vs. JAX (09/18/11) for a safety. He became the first player to record a safety on his first sack in the NFL since **LB Jameel McClain** accomplished the feat for a then-Rex Ryan led Baltimore Ravens defense vs. OAK (10/26/08).

During the 2011 season, Wilkerson ranked second amongst NFL defensive ends in tackles for loss with nine. Seven of his nine tackles for loss came on first-down, setting up second-and-long for Jets opponents.

Tackles-for-Loss* Leaders among DE (2011)

Rank	Player	Team	G	TFL	Yds
1	Charles Johnson	CAR	15	10.5	31.5
2	Muhammad Wilkerson	NYJ	16	9.0	15.0
3t	Da'Quan Bowers	TB	16	8.5	17.5
3t	Jabaal Sheard	CLV	16	8.5	19.5
5t	Michael Bennet	TB	14	7.5	23.5
5t	Kameron Wimbley	OAK	16	7.5	29.5

*Tackles-for-Loss statistics are taken from Stats Pass



CONTINUITY ON DEFENSE

The Rex Ryan-led defense has consistently held its reputation for excellence over the past three seasons. Eight players are entering their fourth season and four players are entering their third season defending for Ryan and the Jets. These 12 players combine to represent the strong backbone of the defense, which is evident as the team leads the league in opponents' completion percentage, passer rating, passing defense and opponents' third-down percentage since 2009. Seven of the defensive starters have played all four years under Ryan and eight have played three years-or-more. To maintain this league-leading defense, the Jets have used four of their five top draft picks the last two seasons on defensive players.

David Harris – second-team All-Pro in 2009

Starters Who Have Played Three or More Seasons (8)...

Sione Po'uha
Mike DeVito
David Harris
Bart Scott
Calvin Pace
Bryan Thomas
Antonio Cromartie

Entering Fourth Season (8)...

Mike DeVito
David Harris
Josh Mauga
Calvin Pace
Sione Po'uha
Bart Scott
Eric Smith
Bryan Thomas

Entering Third Season (4)...

Antonio Cromartie
Ellis Lankster
Isaiah Trufant
Kyle Wilson

Since 2009, The Jets Rank...

1st in the NFL in opponents' completion percentage (52.2%) and opponents' passer rating (68.7).
1st in the NFL in passing defense (199.4 yards per game)
1st in opponents' third down percentage (33.7 percent)
2nd best in total defense (285.3 yards per game)
4th least yards allowed per carry (3.8 average)
4th best in rushing defense (100.2 yards per game)
5th least points allowed (18.8 points per game)

Year-by-Year:

2011:

12 different Jets combined for 35 sacks
3rd best in the NFL with a 69.6 opponents' passer rating
4th best in the NFL in completion percentage with 54.2 percent

2010:

14 different Jets combined for 40 sacks
6th in the NFL with a 77.1 opponents' passer rating
1st in the NFL in completion percentage with 50.7 percent

2009:

Ten different Jets combined for 32 sacks
1st in the NFL with a 58.8 opponents' passer rating
1st in the NFL in completion percentage with 51.7 percent
1st in the NFL in TD passes allowed (8)

FIRST TIME IN JETS HISTORY

New York's defense held Indianapolis to 41 yards on 17 rushing, helping the Jets to a 35-9. It was the first time in franchise history that the team did not allow a rush of more than five yards. In addition to holding the Colts to less than 50 yards rushing, the Jets defense confined Indianapolis' offense to less than 300 total yards, forced four turnovers and registered four sacks, all set or matched season highs.

	vs. IND	Previous Season Low	Fewest Since
Points Allowed	9	20 at MIA (09/23/12)	6 vs. MIA (10/17/11)
Total Yards Allowed	298	331 at PIT (09/16/12)	221 vs. KC (12/11/11)
Rushing Yards Allowed	41	66 at PIT (09/16/12)	37 vs. BUF (01/02/11)
Rushing Avg. Allowed	2.4	2.4 at PIT (09/16/12)	2.4 at PIT (09/16/12)
Third Down Defense	27.3%	33.3% vs. SF (09/30/12)	26.7% vs. NYG (12/24/11)
Takeaways	4	4 vs. BUF (09/09/12)	4 vs. BUF (09/09/12)
Sacks	4	3 at PIT (09/16/12)	4 vs. KC (12/11/11)



GAME NOTES

"OFFENSIVE" SPECIAL TEAMS

Special teams coach Mike Westhoff's group has totaled 25 touchdowns (including the postseason) since he became the Jets special teams coordinator in 2001. They have seen 13 different players score touchdowns via blocked punt return, kickoff return and punt return. Perhaps even more remarkable is how clutch these scoring plays have been, with 17 of the 25 touchdowns scored by Westhoff's unit coming in games decided by seven points-or-less.

Kickoff Return Touchdowns (Since 2001)

Team	TD
New York Jets	16
Cleveland Browns	10
New England Patriots	10
Chicago Bears	9
Oakland Raiders	9

New York Jets Kickoff Returns for Touchdowns (Since 2001)

Team	Opp	Date	Yards
Chad Morton	at BUF	09/08/02	96
Chad Morton	at BUF	09/08/02	98
Jonathan Carter	at IND	11/16/03	98
Jerricho Cotchery	at SL	01/02/05	94
Justin Miller	vs. BUF	01/01/06	95
Justin Miller	vs. IND	10/01/06	103
Justin Miller	at CLV	10/29/06	99
Leon Washington	vs. MIA	09/23/07	98
Leon Washington	at NYG	10/07/07	98
Leon Washington	vs. WAS	11/04/07	86
Leon Washington	at NE	11/13/08	92
Brad Smith	at IND	12/27/09	106
Brad Smith	vs. CIN	11/25/10	89
Brad Smith	at PIT	12/19/10	97
Joe McKnight	at BLT	10/02/11	107
Joe McKnight	vs. HST	10/08/12	100

New York Jets Punt Returns for Touchdowns (Since 2001)

Team	Opp	Date	Yards
Santana Moss	vs. CLV	10/27/02	63
Santana Moss	at SD	11/03/02	52
Santana Moss	at PIT	01/15/05	75
Jeremy Kerley	vs. BUF	09/09/12	68

MORE THAN HALF THE NFL

Since 2001, Westhoff's kickoff return units have produced 16 touchdowns, an amount that is equal to or greater than the total that 16 teams have recorded in their franchise history.

TEAMS WITH 16-OR-FEWER KOR FOR TOUCHDOWNS IN THEIR HISTORY

Buffalo Bills	1970-	16
Minnesota Vikings	1961-	16
Oakland Raiders	1970-	16
Dallas Cowboys	1960-	15
Kansas City Chiefs	1970-	15
New Orleans Saints	1967-	15
Tennessee Titans	1970-	12
Seattle Seahawks	1976-	11
Cincinnati Bengals	1970-	10
Carolina Panthers	1995-	9
Miami Dolphins	1970-	8
Houston Texans	2002-	7
Jacksonville Jaguars	1995-	7
Baltimore Ravens	1996-	6
Denver Broncos	1970-	5
Tampa Bay Buccaneers	1976-	4

BLOCK PARTY

In 2001, the Jets hired Mike Westhoff as their special teams coordinator. Since then, Westhoff's unit has blocked 11 kicks, including blocking at least one kick in each of the last six seasons. Seven of the 11 blocked kicks have been punts, with three coming in each of the last three seasons. The Jets seven blocked punts rank in a tie for fourth in the league, with the club scoring touchdowns following five of those blocks.

Date	Opp.	Result	Type	Player	Kicker	Notes
10/28/01	at CAR	W, 13-12	Punt	CB Jamie Henderson	Todd Sauerbrun	S Chris Hayes returned for 7-yard TD
01/06/02	at OAK	W, 24-22	Punt	S Chris Hayes	Shane Lechler	LB Jason Glenn returned for 4-yard TD
09/08/02	at BUF	W, 37-31	Punt	LB Jason Glenn	Brian Moorman	
11/03/02	at SD	W, 44-13	Extra Point	DT Josh Evans	Steve Christie	
09/17/06	NE	L, 17-24	Field Goal	LB Bryan Thomas	Stephen Gostkowski	
12/16/07	at NE	L, 10-20	Punt	LB David Bowens	Chris Hanson	LB David Bowens returned for 26-yard TD
09/28/08	ARZ	W, 56-35	Field Goal	NT Kris Jenkins	Neil Rackers	
11/22/09	at NE	L, 14-31	Punt	S Eric Smith	Chris Hanson	WR Brad Smith returned for 4-yard TD
12/27/09	at IND	W, 29-15	Extra Point	LB Bryan Thomas	Adam Vinatieri	
09/26/10	at MIA	W, 31-23	Punt	S Eric Smith	Brandon Fields	
09/11/11	DAL	W, 27-24	Punt	RB Joe McKnight	Mat McBriar	DB Isaiah Trufant returned for 18-yard TD

Since 2001, the Jets seven blocked punts rank in a tie for fifth in the league, scoring touchdowns following five of those blocks.

Blocked Punts (Since 2001)

Rank	Team	Blocks
1	San Francisco 49ers	9
2t	Kansas City Chiefs	8
2t	Tampa Bay Buccaneers	8
2t	Tennessee Titans	8
5t	New Orleans Saints	7
5t	New York Jets	7
5t	Oakland Raiders	7

CONSECUTIVE SEASONS WITH KOR TOUCHDOWN

With **KR Joe McKnight's** 100-yard kickoff return for a touchdown vs. HST (10/09), the Jets extended their consecutive seasons with a kickoff return for a score to 11, establishing a new NFL record.

During the span, special teams coordinator Mike Westhoff's kickoff return unit has taken a total of 16 kicks for scores, with seven different returners

MOST CONSECUTIVE SEASONS WITH A KICK RETURN TD

New York Jets	2002-12	11
Cleveland Browns	2004-09	6
San Francisco 49ers	1977-81	5



Quarterbacks (3), Returning Starter (1)

Coach Matt Cavanaugh:

Responsible for 10 comeback wins in the fourth quarter or overtime since Week Six of the 2010 season, **Mark Sanchez** is in his first season under new offensive coordinator Tony Sparano and at the helm of an offense that has been plagued by injury at wide receiver and tight end. In 2012, the team's projected starting combination of Sanchez, WR Stephen Hill, WR Antonio Holmes, TE Dustin Keller and WR Jeremy Kerley (slot) have been on the field together for 13 plays, all in the regular season opener versus BUF (09/09). Holmes was lost for the season with a foot injury versus SF (09/30). Keller, Sanchez's primary receiver for his first three seasons, missed the majority of the first five games of the season with an injured hamstring. Rookie starting WR Stephen Hill has missed two games with an injured hamstring. Against the Bills, Sanchez registered the second-highest passer rating (123.4) of his career and tied his third-highest career completion percentage (70.4) in helping the Jets to a 48-28 victory. Versus IND (10/14), Sanchez helped balance a rushing attack that produced 252 yards by guiding the team to touchdowns on all five of its red-zone opportunities. In 2011, Sanchez established career-highs for passing yards (3,474) and touchdown passes (26). His 26 touchdown passes were tied for the second-most in a single season, just three shy of the team record (29) set by Vinny Testaverde in 1998. His six rushing touchdowns tied for the team lead and stand as the second-highest total for a quarterback in franchise history, one short of Al Dorow's team record posted in the inaugural 1960 season. The Jets acquired **Tim Tebow** in a trade with Denver to provide depth and versatility on offense. He also contributes on special teams as a personal protector and has successfully executed three punts on two runs and a pass. 2011 seventh-round selection **Greg McElroy** enters his second season with the Jets and is third on the depth chart.

Running Backs (6), Returning Starters (2)

Coach Anthony Lynn:

Shonn Greene serves as the starter and posted career-highs vs. IND (10/14) with 161 rushing yards and 32 carries and matched his personal best with three rushing touchdowns. The 161 yards rushing were the most by a Jet since RB Thomas Jones gained 210 yards vs. BUF (10/18/09). Also versus the Colts, 2010 fourth-round selection **Joe McKnight** recorded the longest run (61 yards) by a Jet since Thomas Jones ran 71 yards for a touchdown vs. BUF (10/18/09). In 2011, McKnight finished the season with a 31.6 kickoff return average, the highest single-season average in Jets history and the best in the NFL since Ron Brown's 32.8-yard average for the LA Rams in 1985 (min 20 returns). McKnight has been responsible for three scores in his career. The first occurred when he blocked a punt vs. DAL (09/11/11) that was returned by teammate Isaiah Trufant for a score. His second score was a 107-yard kickoff return for a touchdown at BLT (10/02/11), the longest play in Jets history. The third occurrence was 100-yard kickoff return for a touchdown vs. HST (10/08/12) that made him the only player in team history to record to kickoff returns of 100 yards or longer. Third-year fullback **John Conner** is the starter at fullback but has missed the last two games with an injury. After being inactive for the majority of his rookie season, second-year performer **Bilal Powell** has contributed 34 rushing attempts for 131 yards and four receptions for 41 yards. Rookie **Jonathan Grimes** was signed off of the HST practice squad (09/25/12). **Lex Hilliard** was signed as a free agent (10/02) to add depth at fullback and started his first game as a Jet vs. HST (10/08) in place of the injured Conner.

Wide Receivers (5), Returning Starters (0)

Coach Sanjay Lal:

A position that has been impacted by injury, Jeremy Kerley, is the only wide receiver on the active roster that was a member of the team in 2011. Antonio Holmes suffered an injured foot vs. SF (09/30) and is lost for the season. Rookie starting Stephen Hill missed contests vs. SF (09/30) and vs. HOU (10/08). Kerley opened the season by becoming the only player in franchise history to record a punt return for a touchdown and a touchdown reception in the same game, scoring on an 89-yard punt return and a 12-yard reception (vs. BUF 09/09). He currently leads all Jets receivers with 315 yards on 18 receptions (19.4). His average of 17.5 yards per catch ranks fifth in the NFL. In 2011, he became just the seventh player and only the third rookie in franchise history to record a rushing attempt, pass attempt, reception, punt return and kickoff return in the same season. Hill returned from injury to start vs. IND (10/14) and recorded his team-high third touchdown reception of the season. Vs. BUF (10/09), Hill became the first Jets rookie wide receiver to start on opening day since Wayne Chrebet in 1995 and only the fifth NFL player in the last 25 years to begin his career with two receiving touchdowns in the regular season opener. He finished the game with five receptions, all for first downs, for 89 yards and the two scores. **Chaz Schilens** was signed as an unrestricted free agent after he started 19-of-44 career games, posting 902 yards and seven receiving touchdowns on 72 catches in four seasons with Oakland. **Clyde Gates** was claimed off of waivers from MIA (09/10) and caught his first pass with the Jets at PIT (09/16). The club signed **Jason Hill** (10/03) after Holmes was placed on IR (10/03). Hill caught his first touchdown pass as a Jet, a five-yarder vs. IND (10/14).

Tight Ends (3), Returning Starter (1)

Coach Mike Devlin:

Dustin Keller returned vs. IND (10/14) after missing the majority of the first five games with a hamstring injury suffered during the pre-season. One of Sanchez's primary targets, Keller led the team in receptions (65) and receiving yards (815) in 2011. His 65 receptions ranked third among AFC tight ends and are the most by a Jets tight end since 1988 when Mickey Shuler generated 70 catches. Additionally, Keller's average of 12.5 yards per reception is the most by a Jets tight end since 1994, when Johnny Mitchell registered a 12.9 average. After playing in 65 straight games, Keller missed his first NFL game at PIT (09/16). After missing the majority of the 2011 season with a torn Achilles, former undrafted free agent **Jeff Cumberland** enters his third season and has stepped in for Keller to rank third on the team in receptions (13) and receiving yards (139). First-year man **Konrad Reuland**, who was claimed off of waivers from SF (09/01), rounds out the tight end position. Reuland caught his first two NFL passes at PIT (09/16).

Offensive Line (8), Returning Starters (4)

Coach Dave DeGuglielmo:

Three of the five starters have played together since 2006 for an offensive front that produced a season-high 252 yards rushing vs. IND (10/14). The effort marked the eighth contest with at least 200 yards rushing since Rex Ryan was named head coach in 2009, an amount that ranks second in the NFL during that time span. The three players: **LT D'Brickashaw Ferguson** (3), **C Nick Mangold** (4) and **G Brandon Moore** (1) have earned a combined total of eight Pro Bowl selections since 2008. Led by this group, the Jets are second in the NFL with an average of 135.6 rushing yards per game since 2009 when Ryan became head coach. Moore is the most experienced lineman with 127 career starts, all at right guard, while Ferguson and Mangold have both re-



OVERVIEW BY POSITION



corded more than 100 career starts. **LG Matt Slauson** has started every game at left guard since 2010. Signed off of the BLT practice squad in 2011, **T Austin Howard** has started every game this season after earning the right tackle job in training camp. Acquired in a trade with STL for T Wayne Hunter (08/28), **T Jason Smith** provides depth at tackle and is primarily utilized as a blocking tight end. Third-year performer **OL Vladimir Ducasse** provides depth along with second-year **OL Caleb Schlauderaff**. Ducasse earned his first career start vs. KC (12/11/11), helping pave the way for 129 rushing yards for RB Shonn Greene. Schlauderaff made his first NFL start last season at NE (10/09/11). Vs. BUF (09/09), the offensive line helped the Jets rush for 118 yards and throw for 266, and held the BUF defense without a sack, to improve the team's record to 7-2 when holding opponents sackless.

Defensive Line (7), Returning Starters (3)

Coach Karl Dunbar:

The Jets return all three starters, **DT Mike DeVito**, **NT Sione Po'uha**, and **DL Muhammad Wilkerson**. This group is led by new defensive line coach Karl Dunbar, who joined the team after spending the past six seasons in Minnesota. After a promising rookie season in which he posted 53 total tackles, three sacks, two passes defended and one forced fumble, Wilkerson is a prime contributor to a group that has seen an infusion of draft selections in the last two seasons. For the season, Wilkerson has registered 24 tackles, one sack, a FF and nine QB hits. Po'uha, the 2011 Good Guy Award winner, led the group with 55 tackles last season, but has missed three games due to injury this season. DeVito has been a consistent presence for the Jets, contributing 30 tackles. After being utilized at tackle in the first five games, he shifted to nose tackle vs. IND (10/14) in place of the injured Po'uha and second-year **NT Kenrick Ellis**. After limited action as a rookie, Ellis, a third-round selection in 2011, has played in five games and earned two starts, including the season opener vs. BUF (09/09). In the first round of the 2012 draft, the Jets selected **DL Quinton Coples**, a defensive end from North Carolina, making him the third consecutive defensive player the Jets have drafted in round one. He recorded his first NFL sack when he brought down QB Andrew Luck vs. IND (10/14) and finished the game with 1.5 sacks. **NT Damon Harrison** is the lone undrafted rookie free agent to make 53-man roster and received his first NFL action vs. HST (10/08), when he was active in place of the injured Po'uha. The club signed **NT Daniel Muir** (10/10) for depth at the position.

Linebackers (8), Returning Starters (4)

Coach Bob Sutton and Mike Smith (outside linebackers):

This unit returns starters **Bart Scott**, **David Harris**, **Calvin Pace** and **Bryan Thomas**. The team's leading tackler in four of the last five seasons, Harris leads the club with 55 tackles and has also registered one forced fumble, two passes defended and one quarterback hurry. Pace leads the team with 14 quarterback hurries and also has 28 tackles and a sack. Scott, the unit's emotional leader, has battled through a toe injury to register 33 tackles and four quarterback hurries. **Aaron Maybin**, last season's team leader with six sacks and four forced fumbles, ranks third on the team with eight quarterback hurries. Third-round selection **Demario Davis**, who finished his college career with 230 tackles, seven sacks, four interceptions, five forced fumbles and three fumble recoveries, looks to contribute immediately to the Jets defense. **Nick Bellore**, the club's leading special teams tackler in 2011, and **Garrett McIntyre**, provide solid depth to the unit. McIntyre started in place of an injured Thomas at PIT (09/16) and recorded the first two sacks of his career.

Defensive Backs (10), Returning Starters (3)

Coach Dennis Thurman:

The group has played a role in nine of the Jets 11 take-aways this season and the seven interceptions recorded by the Jets tie for second in the AFC. With Darrelle Revis lost for the season with an injured knee, former Pro Bowler **CB Antonio Cromartie** teams with third-year **CB Kyle Wilson** as New York's starting tandem. Cromartie, who tied for the team lead in 2011 with four interceptions, is tied for the AFC lead with three thefts this season. Both Cromartie and Wilson recorded interceptions vs. BUF (09/09), with Cromartie returning his pick 40 yards for a score and Wilson recording the third interception of his career. The team fields three safeties with starting experience: returning starter **Eric Smith**, free agent **Jeremiah Bell** (MIA) and UFA **LaRon Landry** (WAS). Smith finished second on the Jets with 115 total tackles in 2011. Bell, who has started the last six years in Miami, amassed more than 100 tackles in each of the past four seasons. Landry, a five-year starter with the Redskins, brings starting experience and veteran leadership to the team. Bell and Landry teamed together to force a BUF (09/09) turnover when Landry stripped the ball from Bills RB C.J. Spiller that was recovered by Bell. Landry intercepted MIA QB Ryan Tannehill (09/23) and returned it 18 yards for a touchdown. Cornerbacks **Ellis Lankster** and **Isaiah Trufant** provide depth at the corner position. Lankster notched his first career interception when he picked off QB Andrew Luck's pass in the endzone in the fourth quarter vs. IND (10/14). Former Lions CB **Aaron Berry** signed with the Jets (10/01) following Darrelle Revis' injury. He earned his first action with the team vs. HST (10/08). Rookie sixth-rounder **Josh Bush** is one of two rookies in the secondary. 2012 seventh-round selection **Antonio Allen** was signed off the practice squad (10/12) and earned his first NFL action vs. IND (10/14), tallying a sack of Luck in the first quarter.

Specialists (3), Returning Starters (2)

Coach Mike Westhoff:

K Nick Folk connected on 76 percent of his field goals last year, including a 50-yard game winner against Dallas. He earned the job after a training camp competition. Since joining the Jets in 2010, he is responsible for four game-winning field goals: at MIA (09/23/12), vs. DAL (09/11/11), Wild Card game at IND (01/08/11) and at DET (11/07/10). Folk currently has 588 career points. He has connected on all seven of his kicks this season. **P Robert Malone** signed with the Jets (09/05) after spending training camp with SD. The second-year punter owns a gross average of 46.2 yards, a net of 39.5 and has placed 11 of his 32 punts inside the opponents' 20-yard line. Long snapper **Tanner Pundum** is in his third season.

LAST TIME IT HAPPENED



Interception Returned for a TD

By Jets **LaRon Landry at MIA (Tannehill), 18 yds, 09/23/12**
By Opp. Andre Goodman at DEN (Sanchez), 26 yds, 11/17/11

Punt Returned for a TD

By Jets **Jeremy Kerley vs. BUF, 68 yds, 09/09/12**
By Opp. Philip Buchanon at OAK, 78 yds, 11/09/03

Kickoff Returned for a TD

By Jets **Joe McKnight vs. HST, 100 yds, 10/08/12**
By Opp. Ted Ginn, Jr. vs. MIA, 101 yds, 11/01/09

Blocked a Field Goal

By Jets Kris Jenkins vs. ARZ (Rackers) 37 yds, 09/28/08
By Opp. Jeremiah Bell, at MIA (Folk) 61 yds, 09/26/10

Blocked a Punt

By Jets Joe McKnight vs. DAL (McBriar), 09/11/11
By Opp. **Larry Grant, vs. SF (Malone), 09/30/12**

Blocked Punt Returned for a Touchdown

By Jets Isaiah Trufant (18 yards) vs. DAL (McBriar), 09/11/11
By Opp. Stan David (36 yards) vs. BUF (Ramsey), 12/08/84

Fumble Returned for a TD

By Jets Marques Douglas at IND, 1 yd, 12/27/09
By Opp. **Carlos Rogers vs. SF, 51 yds, 09/30/12**

Safety

By Jets J. Battle tackled in end zone by S. Po'uha for a safety, vs. KC, 12/11/11
By Opp. M.Sanchez sacked in end zone by C. Canty for a safety vs. NYG, 12/24/11

100-Yard Rushing Game By a Player

By Jets **161 yds, Shonn Greene vs. IND, 10/14/12**
By Opp. **152 yds, Arian Foster, vs. HST, 10/08/12**

Consecutive 100-Yard Rushers

By Jets 210 yds, Thomas Jones vs. BUF, 10/18/09*
121 yds, Thomas Jones at OAK, 10/25/09
102 yds, Thomas Jones vs. MIA, 11/01/09
By Opp. 116 yds, Maurice Morris, at SEA, 12/21/08
127 yds, Marshawn Lynch, vs. BUF, 12/14/08

200-Yard Rushing Game By a Player

By Jets 210 yds, Thomas Jones vs. BUF, 10/18/09*
By Opp. 214 yds, Thurman Thomas, vs. BUF, 09/24/90

300-Yard Passing Game By a Player

By Jets **306 yds, Mark Sanchez at MIA, 09/23/12**
By Opp. 329 yds, Tom Brady vs. NE, 11/13/11

400-Yard Passing Game By a Player

By Jets 481 yds, Vinny Testaverde, at BLT, 12/24/00
By Opp. 400 yds, Matt Cassel at NE, 11/13/08

4 Touchdown Passes By a Player

By Jets 4, Mark Sanchez vs. BUF, 11/27/11
By Opp. 4, Tom Brady at NE, 12/06/10

5 Touchdown Passes By a Player

By Jets 6, Brett Favre, vs. ARZ, 09/28/08*
By Opp. 5, Dan Marino, vs. MIA, 11/27/88

6 Touchdown Passes By a Player

By Jets 6, Brett Favre, vs. ARZ, 09/28/08*
By Opp. 6, Dan Marino, vs. MIA, 09/21/86

100-Yard Receiving Game By a Player

By Jets **147 yds, Santonio Holmes (9 rec.), at MIA, 09/23/12**
By Opp. 164 yds, Victor Cruz (3 rec.), vs. NYG, 12/13/11

200-Yard Receiving Game By a Player

By Jets 204 yds, Richard Caster, at BLT, 09/24/72
By Opp. 217 yds, Mark Duper, vs. MIA, 11/10/85

Shutout

By Jets vs. CIN (37-0), 01/13/10
By Opp. **vs. SF (34-0), 09/30/12**

Game without an Offensive Touchdown

By Jets **vs. SF (34-0 loss), 09/30/12**
By Opp. **vs. IND (35-9), 10/14/12**

200-Yards Rushing in a Game (Team)

By Jets **252 yds (44 att.), vs. IND, 10/14/12**
By Opp. **245 yds (44 att.), vs. SF, 09/30/12**

300-Yards Rushing in a Game (Team)

By Jets 316 yds (54 att.), at OAK, 10/25/09
By Opp. 328 yds (47 att.) at NE, 09/18/83

300-Yards Passing in a Game, Team (Net)

By Jets **306 yds, at MIA, 09/23/12**
By Opp. 329 yds, vs. NE, 11/13/11

400-Yards Passing in a Game, Team (Net)

By Jets 473 yds, at BLT, 12/24/00
By Opp. 426 yds, vs. ARZ, 09/28/08

400 Total Yards in a Game (Team)

By Jets 439 yds (100 rushing, 339 passing), at OAK, 09/25/11
By Opp. 420 yds, (160 rushing, 260 passing), at PHI, 12/18/11

500 Total Yards in a Game

By Jets 524 yds (51 rushing, 473 passing), at BLT, 12/24/00
By Opp. 511 yds, (125 rushing, 386 passing), at NE, 11/13/08

40 or More Total Points

By Jets **48 vs. BUF, (48-28), 09/09/12**
By Opp. 45 at PHI, (45-19), 12/18/11

50 or More Total Points

By Jets 56 vs. ARZ, (56-35), 09/28/08
By Opp. 52 at MIA, (52-14), 09/03/95

Under 50 yards rushing

By Jets **45 vs. SF, 09/30/12**
By Opp. **41 vs. IND, 01/02/11**

Under 100 yards passing (Net)

By Jets 60 vs. BLT, 09/13/10
By Opp. 91 vs. JAX, 09/19/11

Under 200 Total Net Yards (Team)

By Jets **145 vs. SF, 09/30/12**
By Opp. 162 vs. BUF, 01/02/11

6-or-More Sacks by defense

By Jets 6 vs. MIA, 11/01/09
By Opp. 6 vs. MIA, 12/12/10

3 INT by defense

By Jets **3 vs. BUF, 09/09/12**
By Opp. 3 at MIA, 01/01/12

4 INT by defense

By Jets 4 vs. JAX, 09/19/11
By Opp. 4 at NE, 11/22/09

5-or-more INT by defense

By Jets 5 at DEN, 10/03/99
By Opp. 6 vs. BUF, 10/18/09

Two receivers with 2 touchdowns in the same game

By Jets Coles (3 TD) and Cotchery (2 TD), vs. ARZ, 09/28/08
By Opp. Reed and Tasker, 2 TD each, at BUF, 11/24/96

Missed FG Returned for a Touchdown

By Jets Aaron Glenn, 104 yds, @ IND 11/15/98
(Vanderjagt 63-yard FG attempt)
By Opp. Never

*Franchise Record

Bold=Happened in 2012 season



2012 RECORDS

Overall Record	3-3
Home	2-2
Away	1-1

When:

Jets win coin toss	1-1
Jets lose coin toss	2-2
Scoring first	1-0
Opponent scores first	2-3
Leading at halftime	2-0
Tied at halftime	0-0
Trailing at halftime	1-3
Leading after three quarters	2-0
Tied after three quarters	0-0
Trailing after three quarters	1-3
Overtime	1-0

Scoring on first possession	0-1
Scoring touchdown on first possession	0-1
Scoring field goal on first possession	0-0
Scoring 10 or more points	2-2
Scoring 20 or more points	3-0
Scoring 30 or more points	2-0
Allowing 10 or fewer points	1-0
Allowing 20 or fewer points	1-0

Outcomes of 7 points or less	1-1
Outcomes of 3 points or less	1-0

Rushing 20 or more times	3-2
Rushing 30 or more times	3-0
Rushing 40 or more times	1-0

Time of possession 30:00 or more	3-0
--	-----

Individual Jets 100-yard rusher	1-0
Individual Jets 100-yard receiver	1-0
Individual Jets 300-yard passer	1-0
Jets out-gain opposition	2-0
Jets out-rush opposition	1-1
Jets out-pass opposition	2-0
Opponent individual 100-yard rusher	1-1
Opponent individual 100-yard receiver	0-0
Opponent individual 300-yard passer	0-0

Surfaces:

On grass	1-1
On artificial turf	2-2
Outdoors	3-3
Indoors	0-0

By Month:

September	2-2
October	1-1
November	0-0
December	0-0

Against:

AFC Opponents	3-2
AFC East	2-0
AFC North	0-1
AFC South	1-1
AFC West	0-0
NFC Opponents	0-1
NFC West	0-1

Jersey Color:

Green Jerseys	2-2
White Jerseys	1-1

Time Of Game:

Day	3-2
Night	0-1

Turnovers:

Positive	2-0
Even	1-0
Negative	0-3



JETS SINGLE-GAME TEAM HIGHS & LOWS

	HIGH	LOW
YARDS/FIRST DOWNS		
Total Net Yards.....	393 at MIA 9/23	145..... vs. SF 9/30
Total Plays.....	79 at MIA 9/23	50..... vs. SF 9/30
First Downs.....	22 vs. IND 10/14	9..... vs. SF 9/30
RUSHING		
Rushing Yards	252 vs. IND 10/14	45..... vs. SF 9/30
Rushing Attempts	44 vs. IND 10/14	17..... vs. SF 9/30
Average Gain/Rush	5.7 vs. IND 10/14	2.6..... vs. SF 9/30
PASSING		
Net Passing Yards.....	295 at MIA 9/23	99..... vs. IND 10/14
Pass Attempts	45 at MIA 9/23	19..... vs. IND 10/14
Pass Completions	21 at MIA 9/23	10..... at PIT 9/16
Average Gain/Pass.....	9.9 vs. BUF 9/9	3.0..... vs. SF 9/30
Interceptions Thrown	2...twice, last vs. HST 10/8	0...twice, last vs. IND 10/14
Sacks Allowed	3 ...twice, last vs HST 10/8	0..... vs. BUF 9/9
FUMBLES		
Fumbles Lost	3 vs. SF 9/30	0 four times, last vs.IND 10/14
PENALTIES		
Penalties	9 at MIA 9/23	4..... vs. SF 9/30
Yards Penalized	110 vs. IND 10/14	30..... vs. SF 9/30
POINTS/TIME OF POSSESSION		
Points.....	48vs. BUF 9/9	0..... vs. SF 9/30
Touchdowns	6.....vs. BUF 9/9	0..... vs. SF 9/30
Time of Possession	35:23 at MIA 9/23	23:04..... vs. SF 9/30

JETS SINGLE-GAME INDIVIDUAL BESTS

RUSHING		
Yards Rushing	161	Shonn Greene vs. IND 10/14
Rushing Attempts	32	Shonn Greene vs. IND 10/14
Longest Run	61	Joe McKnight vs. IND 10/14
Longest TD Run	10	Shonn Greene vs. IND 10/14
PASSING		
Yards Passing (gross).....	306	Mark Sanchez at MIA 9/23
Passes Attempted	45	Mark Sanchez at MIA 9/23
Passes Completed.....	21	Mark Sanchez at MIA 9/23
TD Passes.....	3	Mark Sanchez vs. BUF 9/9
RECEIVING		
Yards Receiving	147	Santonio Holmes at MIA 9/23
Receptions	9	Santonio Holmes at MIA 9/23
Longest Completion.....	66	M. Sanchez to J. Kerley at MIA 9/23
Longest TD Pass	33	M. Sanchez to S. Hill vs. BUF 9/9
SPECIAL TEAMS/DEFENSE		
Longest Kick Return	100	Joe McKnight vs. HST 10/8
Longest Punt.....	61	twice, Robert Malone last vs. HST 10/8
Longest Punt Return	68	Jeremy Kerley vs. BUF 9/9
Longest Field Goal	39	Nick Folk vs. BUF 9/9
Longest FG Att.	39	Nick Folk vs. BUF 9/9
Most Tackles	11	twice, last David Harris vs. SF 9/30
QB Sacks	2	Garrett McIntyre at PIT 9/16
Interceptions	1	seven times, last A. Cromartie & E. Lankster vs. IND 10/14
Longest INT for a TD	40	Antonio Cromartie vs. BUF 9/9

OPPONENTS SINGLE-GAME TEAM HIGHS & LOWS

	HIGH	LOW
390	BUF 9/9	298IND 10/14
79	at MIA 9/23	58 BUF 9/9
26	SF 9/30	18 HST 10/8
247	SF 9/30	41IND 10/14
44	SF 9/30	17IND 10/14
7.5	BUF 9/9	2.4 twice, last IND 10/14
265	at PIT 9/16	134 SF 9/30
44	IND 10/14	22 SF 9/30
24	at PIT 9/16	12 SF 9/30
7.8	at PIT 9/16	5.4IND 10/14
3	BUF 9/9	0twice, last SF 9/30
4	IND 10/14	0 twice, last HST 10/8
2	IND 10/14	0...three times, last HST 10/8
11	at MIA 9/23	3IND 10/14
107	at PIT 9/16	27IND 10/14
34	SF 9/30	9IND 10/14
4	twice, last SF 9/30	0IND 10/14
36:56	SF 9/30	26:20IND 10/14

OPPONENTS SINGLE-GAME INDIVIDUAL BESTS

169	C.J. Spiller BUF 9/9
29	Arian Foster HST 10/8
56	C.J. Spiller BUF 9/9
56	C.J. Spiller BUF 9/9
280	Andrew Luck IND 10/14
44	Andrew Luck IND 10/14
24	Ben Roethlisberger PIT 9/16
3	Ryan Fitzpatrick BUF 9/9
87	Reggie Wayne IND 10/14
7	Antonio Brown at PIT 9/16
41	R. Tannehill to B. Hartline at MIA 9/23
37	B. Roethlisberger to M. Wallace at PIT 9/16
31	Marcus Thigpen at MIA 9/23
62	Brandon Fields at MIA 9/23
27	Leodis McKelvin BUF 9/9
50	Adam Vinatieri IND 10/14
55	David Akers SF 9/30
14	Jerrell Freeman IND 10/14
2	Aldon Smith SF 9/30
1	six times, last B. McCain and K. Jackson HST 10/8
0	N/A



SUPPLEMENTAL STATS

TAKEAWAY-GIVEAWAY

TAKEAWAYS: 11 resulting in 7 TDs, 1 FG, 0 MFG, 1 Punt, 0 Blk Punt, 1 INT, 0 Fumble, 0 Half, 1 Game, 0 Downs = **52 Points**
GIVEAWAYS: 10 resulting in 2 TD, 2 FGs, 2 MFG, 3 Punts, 0 Blk Punt, 1 INT, 0 Fumbles, 0 Half, 0 Games, 0 Downs = **20 Points**

TAKEAWAYS					GIVEAWAYS				
DATE	OPP.	INT	Fumbles	Total	INT	Fumbles	Total	Differential	W/L
9/9	vs. BUF	3	1	+4	1	0	-1	+3	W
9/16	at PIT	0	0	0	0	1	-1	-1	L
9/23	at MIA	1	1	+2	2	0	-2	0	W
9/30	vs. SF	0	0	0	1	3	-4	-4	L
10/8	vs. HST	1	0	+1	2	0	-2	-1	L
10/14	vs. IND	2	2	+4	0	0	0	+4	W
TOTAL		7	4	+11	6	4	-10	+1	3-3

JETS TAKE-AWAYS

DATE	OPP.	QTR	LOS	PLAYER	TURNOVER	TAKE-AWAY	YD	RETURN	RESULT	PTS
9/9	vs. BUF	1	NYJ 38	R. Fitzpatrick	Interception	D. Revis	NYJ 39	1 Yd	Touchdown	7
9/9	vs. BUF	1	NYJ 43	R. Fitzpatrick	Interception	K. Wilson	NYJ 48	5 Yds	Touchdown	7
9/9	vs. BUF	2	NYJ 38	C. Spiller	Fumble	Y. Bell	NYJ 47	17 Yds	Field Goal	3
9/9	vs. BUF	3	NYJ 40	R. Fitzpatrick	Interception	A. Cromartie	Endzone	40 Yds	Touchdown	7
9/16	at PIT	-	-	-	-	-	-	-	-	-
9/23	at MIA	3	MIA 6	R. Tannehill	Interception	L. Landry	Endzone	18 Yds	Touchdown	7
9/23	at MIA	3	MIA 20	D. Thomas	Fumble	D. Revis	MIA 26	0 Yds	Interception	0
9/30	vs. SF	-	-	-	-	-	-	-	-	-
10/8	vs. HST	1	HST 35	M. Schaub	Interception	A. Cromartie	NYJ 43	0 Yds	Touchdown	7
10/14	vs. IND	2	IND 26	A. Luck	Interception	A. Cromartie	IND 33	33 Yds	Touchdown	7
10/14	vs. IND	4	NYJ 12	A. Luck	Interception	E. Lankster	NYJ -6	Touchback	Punt	0
10/14	vs. IND	4	IND 14	A. Luck	Fumble	D. Harris	IND 14	0 Yds	Touchdown	7
10/14	vs. IND	4	IND 28	R. Wayne	Fumble	D. Davis	NYJ 35	-4 Yds	End of Game	0
TOTAL										52

JETS GIVE-AWAYS

DATE	OPP.	QTR	LOS	PLAYER	TURNOVER	TAKE-AWAY	YD	RETURN	RESULT	PTS
9/9	vs. BUF	1	BUF 46	M. Sanchez	Interception	B. Scott	NYJ 47	0 Yds	Interception	0
9/16	at PIT	3	NYJ 38	J. Kerley	Muffed Punt	R. Mundy	NYJ 42	0 Yds	Punt	0
9/23	at MIA	1	MIA 39	M. Sanchez	Interception	R. Marshall	NYJ 47	7 Yds	Touchdown	7
9/23	at MIA	3	MIA 7	M. Sanchez	Interception	C. Clemons	MIA -5	Touchback	Punt	0
9/30	vs. SF	2	NYJ 39	D. Epps	Fumble	C. Rogers	NYJ 47	1 Yd	Missed FG	0
9/30	vs. SF	2	SF 25	M. Sanchez	Fumble	J. Smith	SF 26	0 Yds	Field Goal	3
9/30	vs. SF	3	NYJ 46	M. Sanchez	Interception	P. Willis	NYJ 41	0 Yds	Missed FG	0
9/30	vs. SF	4	SF 44	S. Holmes	Fumble	C. Rogers	Endzone	51 Yds	Touchdown	7
10/8	vs. HST	2	HST 12	M. Sanchez	Interception	B. McCain	NYJ 9	86 Yds	Field Goal	3
10/8	vs. HST	4	NYJ 32	M. Sanchez	Interception	K. Jackson	NYJ 42	4 Yds	Punt	0
10/14	vs. IND	-	-	-	-	-	-	-	-	-
TOTAL										20

BIG RUSHING PLAYS (Runs of 10 or more yards)

JETS (14)		OPPONENTS (20)	
9/9 vs.BUF	12, Shonn Greene	49, C.J. Spiller	
	14, Shonn Greene	14, C.J. Spiller	
		56, C.J. Spiller	
9/16 at PIT	10, Bilal Powell	13, Isaac Redman	
	22, Tim Tebow		
	12, Joe McKnight		



9/23 at MIA	11, Bilal Powell	16, Reggie Bush
.....	12, Reggie Bush
.....	22, Lamar Miller
9/30 vs. SF	17, Colin Kaepernick
.....	13, Frank Gore
.....	28, Mario Manningham
.....	11, Kendall Hunter
.....	12, Kendall Hunter
.....	13, Kendall Hunter
.....	11, Frank Gore
.....	30, Colin Kaepernick
10/8 vs. HST	11, Joe McKnight	14, Keshawn Martin
.....	13, Tim Tebow	46, Arian Foster
.....	12, Shonn Greene	21, Arian Foster
.....	13, Arian Foster
.....	12, Arian Foster
10/14 vs. IND	21, Shonn Greene
.....	10, Shonn Greene
.....	19, Shonn Greene
.....	61, Joe McKnight
.....	16, Shonn Greene

Bold indicates TD

BIG PASSING PLAYS (Passes of 20 or more yards)

	JETS (15)	OPPONENTS (17)
9/9 vs. BUF	21, Mark Sanchez to Jeremy Kerley.....	30, Ryan Fitzpatrick to C.J. Spiller
.....	33, Mark Sanchez to Stephen Hill	21, Ryan Fitzpatrick to David Nelson
.....	27, Mark Sanchez to Stephen Hill.....	29, Ryan Fitzpatrick to Stevie Johnson
.....	25, Mark Sanchez to Santonio Holmes.....
9/16 at PIT	45, Mark Sanchez to Jeremy Kerley.....	26, Ben Roethlisberger to Will Johnson
.....	22, Mark Sanchez to Jeremy Kerley.....	37, Ben Roethlisberger to Mike Wallace
.....	25, Ben Roethlisberger to Antonio Brown
9/23 at MIA	66, Mark Sanchez to Jeremy Kerley.....	23, Ryan Tannehill to Davone Bess
.....	38, Mark Sanchez to Santonio Holmes.....	20, Ryan Tannehill to Davone Bess
.....	41, Ryan Tannehill to Brian Hartline
9/30 vs. SF	22, Mark Sanchez to Chaz Schilens.....	26, Alex Smith to Mario Manningham
.....	23, Alex Smith to Vernon Davis
.....	25, Alex Smith to Delanie Walker
10/8 vs. HST	27, Mark Sanchez to Clyde Gates.....	34, Matt Schaub to Owen Daniels
.....	27, Mark Sanchez to Jeff Cumberland	30, Matt Schaub to James Casey
.....	36, Mark Sanchez to Jeremy Kerley.....
.....	24, Mark Sanchez to Jeff Cumberland.....
.....	36, Mark Sanchez to Jeremy Kerley.....
10/14 vs. IND	23, Tim Tebow to Nick Bellore.....	24, Andrew Luck to Donnie Avery
.....	21, Andrew Luck to Dwayne Allen
.....	26, Andrew Luck to Reggie Wayne

Bold indicates TD

OFFENSIVE DRIVE ENGINEERING

	Drives	TD	FG	MFG	BLK FG	Punt	BLK Punt	FMBL	INT	DWNS	SFTY	HLF	GAME	END RG	PTS
Jets	66	12	7	0	0	32	1	3	6	0	0	1	3	1	105*
Opp.	70	14	12	3	0	24	0	4	7	0	0	3	3	0	134*

*NYJ returned a punt for a TD vs. BUF (9/9)

*NYJ returned an interception for a TD vs BUF (9/9)

*NYJ muffed a punt at PIT (9/16)

*NYJ returned an interception for a TD at MIA (9/23)

*SF returned a fumble for a TD vs. NYJ (9/30)

*NYJ returned a kickoff for a TD vs. HST (10//8)



SUPPLEMENTAL STATS



GOAL-TO-GO SITUATIONS

	Drives	TD	FG	MFG	TD%	Score%	FMBL	INT	Downs	Punt	Half	Game	End RG	PTS
Jets	12	7	4	0	58%	92%	0	1	0	0	0	0	0	61
Opp.	15	9	5	0	64%	93%	0	0	0	0	0	1	0	78

SCORING BY QUARTER

Date	Opp.	W-L	JETS						OPPONENTS					
			1ST	2ND	3RD	4TH	OT	Total	1ST	2ND	3RD	4TH	OT	Total
9/9	vs. BUF	W	7	20	14	7	0	48	0	7	7	14	0	28
9/16	at PIT	L	7	3	0	0	0	10	3	10	7	7	0	27
9/23	at MIA	W	0	3	7	10	3	23	7	3	7	3	0	20
9/30	vs. SF	L	0	0	0	0	0	0	0	10	7	17	0	34
10/8	vs. HST	L	7	0	7	3	0	17	7	10	6	0	0	23
10/14	vs. IND	W	0	21	7	7	0	35	3	3	0	3	0	9
Totals		3-3	21	47	35	27	3	133	20	43	34	44	0	141

INACTIVES

9/9 vs. BUF	Gates	Harrison	Landolt	McElroy	Po'uha	E. Smith	Schlauderaff
9/16 at PIT	Harrison	Keller	Landolt	McElroy	Revis	Schlauderaff	Thomas
9/23 at MIA	Conner	Fletcher	Harrison	Keller	Landolt	McElroy	Schlauderaff
9/30 vs. SF	Grimes	Harrison	S. Hill	Keller	McElroy	Revis	Schlauderaff
10/8 vs. HST	Conner	S. Hill	Keller	McElroy	Po'uha	Revis	Schlauderaff
10/14 vs. IND	Conner	Ellis	Gates	Grimes	McElroy	Po'uha	E. Smith

LONGEST DRIVES

JETS	PLAYS	YARDS	TIME
	16, at MIA 9/23 (FG)	91, vs. IND 10/14 (TD)	7:09, vs. BUF 9/9 (FG)
OPPONENT	PLAYS	YARDS	TIME
	14, twice last HST 10/8 (FG)	96, vs. BUF 9/9 (TD)	10:13, at PIT 9/16 (TD)

LONGEST SCORING DRIVES

JETS	PLAYS	YARDS	TIME
(FG)	16, at MIA 9/23	74, vs HST 10/8	7:09, vs. BUF 9/9
(TD)	14, vs. IND 10/14	91, vs. IND 10/14	6:49 vs. IND 10/14
OPPONENT	PLAYS	YARDS	TIME
(FG)	14, HST 10/8	75, at MIA 9/23	5:53, at PIT 9/16
(TD)	14, at PIT 9/16	96, vs. BUF 9/9	10:13, at PIT 9/16

JETS' DRIVES THAT PENETRATED THE OPPONENTS' 20-YARD LINE

Opp.	Drives	Scores	Scoring%	TD	TD%	FG	INT	Fumbles	Blk FG	Missed FG	Downs	Half	Game	Points
9/9 vs. BUF	5	5	100%	3	60%	2	0	0	0	0	0	0	0	27
9/16 at PIT	2	2	100%	1	50%	1	0	0	0	0	0	0	0	10
9/23 at MIA	5	4	80%	1	20%	3	1	0	0	0	0	0	0	16
9/30 vs. SF	-	-	-	-	-	-	-	-	-	-	-	-	-	-
10/8 vs. HST	2	1	50%	0	0%	1	1	0	0	0	0	0	0	3
10/14 vs. IND	5	5	100%	5	100%	0	0	0	0	0	0	0	0	35
Totals	19	17	89.5%	10	52.6%	7	2	0	0	0	0	0	0	91

OPPONENTS' DRIVES THAT PENETRATED THE JETS' 20-YARD LINE

Opp.	Drives	Scores	Scoring%	TD	TD%	FG	INT	Fumbles	Blk FG	Missed FG	Downs	Half	Game	Points
9/9 BUF	2	2	100%	2	100%	0	0	0	0	0	0	0	0	14
9/16 at PIT	3	3	100%	2	66.7%	1	0	0	0	0	0	0	0	17
9/23 at MIA	3	3	100%	2	66.7%	1	0	0	0	0	0	0	0	17
9/30 SF	5	4	80%	3	60%	1	0	0	0	0	0	0	1	24
10/8 HST	3	3	100%	1	33.3%	2	0	0	0	0	0	0	0	13
10/14 IND	2	1	50%	0	0%	1	1	0	0	0	0	0	0	3
Totals	18	16	88.9%	10	55.6%	6	1	0	0	0	0	0	1	88



2012 BALL POSSESSION AND DRIVE CHART BUFFALO BILLS 28 AT NEW YORK JETS 48 (09/09/12)

BUFFALO (28:42) AVERAGE—BUF 24

NEW YORK (31:18) AVERAGE—NYJ 35

BEGIN	TIME	PLAYS	YDS	PEN	NET	LAST	RESULT	BEGIN	TIME	PLAYS	YDS	PEN	NET	LAST	RESULT
BUF 46	1:55	4	12	-5	7	NYJ 47	Interception	NYJ 19	3:14	7	28	0	28	NYJ 47	Interception
BUF 20	3:38	7	27	0	27	BUF 47	Interception	NYJ 39	3:49	8	56	5	61	BUF 12*	Touchdown
BUF 20	2:13	3	14	-10	4	BUF 24	Punt	NYJ 48	2:31	5	52	0	52	BUF 33	Touchdown
BUF 20	3:34	7	80	0	80	BUF 44	Touchdown	NYJ 20	7:09	15	73	0	73	BUF 7*	Field Goal
BUF 20	0:21	1	30	0	30	BUF 20	Fumble	NYJ 47	1:24	7	37	-5	32	BUF 21*	Field Goal
BUF 20	0:12	1	-1	0	-1	BUF 20	End of Half								
BUF 20	1:19	3	16	0	16	BUF 36	Interception	BUF 48	2:10	4	48	0	48	BUF 17*	Touchdown
BUF 20	1:53	3	1	-10	-9	BUF 11	Punt								
BUF 23	5:12	9	81	-4	77	NYJ 5*	Touchdown								
BUF 4	6:14	13	87	9	96	NYJ 6*	Touchdown	NYJ 20	5:15	8	31	-10	21	NYJ 41	Punt
NYJ 41	0:54	5	41	0	41	NYJ 29	Touchdown	NYJ 20	1:05	3	5	-5	0	NYJ 20	Punt
BUF 18	1:17	2	2	0	2	BUF 25	End of Game	BUF 49	4:41	8	54	-5	49	BUF 1*	Touchdown

*= inside opponent's 20

NEW YORK JETS 10 AT PITTSBURGH STEELERS 27 (09/16/12)

NEW YORK (23:24) AVERAGE—NYJ 21

PITTSBURGH (36:36) AVERAGE—PIT 30

BEGIN	TIME	PLAYS	YDS	PEN	NET	LAST	RESULT	BEGIN	TIME	PLAYS	YDS	PEN	NET	LAST	RESULT
NYJ 10	4:48	8	83	7	90	PIT 14*	Touchdown	PIT 20	5:53	10	53	0	53	NYJ 27*	Field Goal
NYJ 20	5:21	12	41	20	61	PIT 19*	Field Goal	PIT 25	4:23	9	48	0	48	NYJ 27	Field Goal
NYJ 42	1:04	3	0	0	0	NYJ 42	Punt	PIT 19	1:48	3	0	0	0	PIT 19	Punt
NYJ 31	1:03	2	4	0	4	NYJ 33	End of Half	PIT 20	5:40	11	67	13	80	NYJ 1*	Touchdown
NYJ 20	4:02	6	9	-10	-1	NYJ 19	Punt	PIT 41	2:14	5	44	15	59	NYJ 37	Touchdown
NYJ 27	2:46	5	28	0	28	PIT 45	Punt	PIT 4	1:31	3	9	0	9	PIT 13	Punt
NYJ 6	1:37	4	18	0	18	NYJ 24	Punt	NYJ 42	1:08	3	4	-5	-1	NYJ 43	Punt
NYJ 20	1:06	3	3	19	22	NYJ 42	Punt	PIT 49	1:49	3	23	-20	3	NYJ 48	Punt
NYJ 17	0:30	3	0	0	0	NYJ 17	Punt	PIT 25	10:13	14	75	0	75	NYJ 2*	Touchdown
NYJ 18	1:07	6	33	16	49	PIT 30	End of Game	PIT 38	1:57	3	8	0	8	PIT 46	Punt

*= inside opponent's 20

NEW YORK JETS 23 at MIAMI DOLPHINS 20 (09/23/12)

NEW YORK (35:23) AVERAGE—NYJ 31

MIAMI (33:33) AVERAGE—MIA 18

BEGIN	TIME	PLAYS	YDS	PEN	NET	LAST	RESULT	BEGIN	TIME	PLAYS	YDS	PEN	NET	LAST	RESULT
NYJ 20	1:40	4	5	14	19	NYJ 39	Interception	NYJ 47	4:06	8	47	0	47	NYJ 1*	Touchdown
NYJ 19	4:04	7	15	5	20	NYJ 39	Punt	MIA 5	2:13	5	28	0	28	MIA 33	Punt
NYJ 18	3:43	7	22	5	27	NYJ 45	Punt	MIA 22	5:48	13	70	5	75	NYJ 3*	Field Goal
NYJ 18	6:36	16	72	-5	67	MIA 15*	Field Goal	MIA 7	1:50	5	11	10	21	MIA 24	End of Half
MIA 26	3:31	6	19	0	19	MIA 7*	Interception	MIA 6	0:44	2	0	0	0	MIA 6	Interception
NYJ 20	1:18	3	7	0	7	NYJ 27	Punt	MIA 20	0:08	1	4	0	4	MIA 20	Fumble
								MIA 20	3:13	5	21	0	21	MIA 41	Punt
								MIA 20	4:21	11	65	15	80	NYJ 1*	Touchdown
NYJ 25	3:16	7	75	-2	73	MIA 2*	Field Goal	MIA 21	2:48	7	41	9	50	NYJ 29	Missed FG
NYJ 38	0:22	3	0	0	0	NYJ 38	Punt	MIA 14	0:29	3	0	0	0	MIA 14	Punt
NYJ 40	2:37	5	22	0	22	MIA 38	Punt	MIA 5	1:39	3	5	-3	2	MIA 7	Punt
NYJ 47	2:33	8	63	-10	53	MIA 7*	Touchdown	MIA 29	2:45	12	29	19	48	NYJ 23	Field Goal
NYJ 20	0:16	3	6	0	6	NYJ 25	End of Regulation								
NYJ 20	3:38	8	35	0	35	MIA 45	Punt	MIA 10	3:29	8	60	0	60	NYJ 30	Missed FG
NYJ 38	1:49	5	47	0	47	MIA 15*	Field Goal								

*= inside opponent's 20



SAN FRANCISCO 49ERS 34 AT NEW YORK JETS 0 (09/30/12)

SAN FRANCISCO (36:56) AVERAGE—SF 40

NEW YORK (23:04) AVERAGE—NYJ 25

BEGIN	TIME	PLAYS	YDS	PEN	NET	LAST	RESULT	BEGIN	TIME	PLAYS	YDS	PEN	NET	LAST	RESULT
SF 20	1:39	3	5	14	19	SF 39	Punt	NYJ 25	4:32	7	40	-10	30	SF 45	Punt
SF 8	4:07	7	57	-10	47	NYJ 45	Punt	NYJ 3	1:38	3	6	0	6	NYJ 9	Punt
SF 32	4:27	8	73	-5	68	NYJ 7*	Touchdown	NYJ 20	2:58	6	28	0	28	NYJ 39	Fumble
NYJ 47	3:17	6	10	0	10	NYJ 37	Missed FG	NYJ 45	1:46	3	3	0	3	NYJ 48	Punt
SF 11	2:47	5	14	-12	2	SF 13	Punt	SF 47	1:38	6	6	15	21	SF 25	Fumble
SF 26	1:11	6	51	5	56	NYJ 18*	Field Goal								
NYJ 41	2:06	5	19	0	19	NYJ 22	Missed FG	NYJ 21	1:41	4	25	0	25	NYJ 46	Interception
SF 40	2:58	6	11	0	11	NYJ 49	Punt	NYJ 30	1:02	3	3	0	3	NYJ 33	Punt
NYJ 48	3:26	6	48	0	48	NYJ 2*	Touchdown	NYJ 2	0:58	3	2	0	2	NYJ 4	Punt
SF 32	4:58	10	46	0	46	NYJ 22	Field Goal	NYJ 36	3:03	6	19	5	24	SF 44	Fumble
NYJ 4	1:32	3	3	1	4	NYJ 1*	Touchdown	NYJ 20	1:25	3	5	0	5	NYJ 25	Punt
NYJ 49	4:28	7	42	0	42	NYJ 5*	End of Game	NYJ 20	0:48	3	0	5	5	NYJ 25	Blocked Punt
								NYJ 20	1:35	3	8	0	8	NYJ 28	Punt

* = inside opponent's 20

HOUSTON TEXANS 23 AT NEW YORK JETS 17 (10/08/12)

HOUSTON TEXANS (35:16) AVERAGE—HST 32

NEW YORK (24:44) AVERAGE—NYJ 23

BEGIN	TIME	PLAYS	YDS	PEN	NET	LAST	RESULT	BEGIN	TIME	PLAYS	YDS	PEN	NET	LAST	RESULT
HST 15	3:55	8	85	0	85	NYJ 34	Touchdown	NYJ 13	1:12	3	13	-5	8	NYJ 21	Punt
HST 37	1:30	3	2	-5	-3	HST 34	Punt	NYJ 28	1:02	3	0	0	0	NYJ 28	Punt
HST 38	1:27	3	-3	0	-3	HST 35	Interception	NYJ 43	1:47	4	57	0	57	HST 27	Touchdown
HST 4	2:25	4	51	0	51	NYJ 45	Punt								
HST 33	2:45	5	67	0	67	NYJ 13*	Touchdown	NYJ 15	2:46	7	12	0	12	NYJ 27	Punt
HST 20	4:09	8	44	-10	34	NYJ 46	Punt	NYJ 29	2:41	7	10	0	10	NYJ 39	Punt
NYJ 9	0:14	3	0	0	0	NYJ 9*	Field Goal	NYJ 7	4:07	10	81	0	81	HST 12*	Interception
HST 6	7:42	14	70	0	70	NYJ 24	Field Goal	NYJ 25	2:27	3	13	-5	8	NYJ 33	Punt
NYJ 46	4:25	8	42	0	42	NYJ 4*	Field Goal		0:13	0	0	0	0		Touchdown
HST 11	1:56	3	4	-5	-1	HST 10	Punt	NYJ 28	3:18	8	74	-5	69	HST 3*	Field Goal
HST 15	3:01	4	21	5	26	HST 41	Punt	NYJ 42	3:30	6	18	0	18	HST 40	Punt
NYJ 42	1:47	3	-5	0	-5	NYJ 47	Punt	NYJ 16	1:37	7	16	0	16	NYJ 32	Interception
								NYJ 9	0:04	1	0	0	0	NYJ 9	End of Game

INDIANAPOLIS COLTS 9 AT NEW YORK JETS 35 (10/14/12)

INDIANAPOLIS COLTS (26:20) AVERAGE—IND 21

NEW YORK (33:40) AVERAGE—NYJ 29

BEGIN	TIME	PLAYS	YDS	PEN	NET	LAST	RESULT	BEGIN	TIME	PLAYS	YDS	PEN	NET	LAST	RESULT
IND 20	4:19	7	40	0	40	NYJ 40	Punt	NYJ 3	1:26	3	6	0	6	NYJ 9	Punt
IND 41	3:13	7	19	38	57	NYJ 2*	Field Goal								
IND 20	1:22	3	6	0	6	IND 26	Interception	NYJ 20	6:49	14	80	0	80	IND 5*	Touchdown
IND 15	3:41	11	51	2	53	NYJ 32	Field Goal	IND 35	3:04	5	30	5	35	IND 10*	Touchdown
IND 22	0:27	1	-1	0	-1	IND 22	End of Half	NYJ 30	5:39	11	75	-5	70	IND 5*	Touchdown
IND 24	3:27	6	28	-7	21	IND 45	Punt	NYJ 20	0:56	3	4	0	4	NYJ 24	Punt
IND 23	3:40	8	14	15	29	NYJ 48	Punt	NYJ 20	1:27	3	8	0	8	NYJ 28	Punt
IND 24	1:56	9	47	0	47	NYJ 29	Field Goal	NYJ 9	3:54	7	91	0	91	IND 4*	Touchdown
IND 20	2:41	9	48	20	68	NYJ 12*	Interception	NYJ 20	5:20	8	23	0	23	NYJ 43	Punt
IND 7	0:31	2	7	0	7	IND 14	Fumble	NYJ 20	2:16	4	21	0	21	NYJ 41	Punt
IND 18	1:03	5	39	0	39	IND 28	Fumble	IND 14	2:47	5	14	0	14	IND 2*	Touchdown
								NYJ 31	0:02	1	-1	0	-1	NYJ 31	End of Game



GAME-BY-GAME THIRD DOWNS

DATE	OPPONENT	JETS			OPPONENTS		
		MADE	ATT.	PCT.	MADE	ATT.	PCT.
9/9	vs. BUF	10	14	71%	6	9	67%
9/16	at PIT	4	12	33%	8	15	53%
9/23	at MIA	6	17	35%	10	19	53%
9/30	vs. SF	2	13	15%	4	12	33%
10/8	vs. HST	4	14	29%	6	15	40%
10/14	vs. IND	6	12	50%	3	11	27%
Totals		32	82	39.0%	37	81	45.7%

GAME-BY-GAME FOURTH DOWNS

DATE	OPPONENT	JETS			OPPONENTS		
		MADE	ATT.	PCT.	MADE	ATT.	PCT.
9/9	vs. BUF	0	0	0%	1	1	100%
9/16	at PIT	0	0	0%	0	0	0%
9/23	at MIA	1	1	100%	0	0	0%
9/30	vs. SF	0	0	0%	1	1	100%
10/8	vs. HST	2	2	100%	0	0	0%
10/14	vs. IND	1	1	100%	0	0	0%
Totals		4	4	100%	2	2	100%

OFFENSIVE STARTERS

Game	QB	RB	FB	TE	WR	WR	LT	LG	C	RG	RT
9/9 vs. BUF	Sanchez	Greene	Tebow (TE)	Keller	Hill	Holmes	Ferguson	Slauson	Mangold	Moore	Howard
9/16 at PIT	Sanchez	Greene	Conner	Cumberland	Hill	Holmes	Ferguson	Slauson	Mangold	Moore	Howard
9/23 at MIA	Sanchez	Greene	Tebow	Cumberland	Hill	Holmes	Ferguson	Slauson	Mangold	Moore	Howard
9/30 vs. SF	Sanchez	Powell	Conner	Cumberland	Schilens	Holmes	Ferguson	Slauson	Mangold	Moore	Howard
10/8 vs. HST	Sanchez	Greene	Hilliard	Cumberland	Schilens	Kerley	Ferguson	Slauson	Mangold	Moore	Howard
10/14 vs. IND	Sanchez	Greene	Hilliard	Keller	Schilens	Cumberland	Ferguson	Slauson	Mangold	Moore	Howard

DEFENSIVE STARTERS

Game	END	NT	T	OLB	WILL	MIKE	OLB	CB	CB	S	S
9/9 vs. BUF	Wilkerson	Ellis	Wilson (CB)	Thomas	Scott	Harris	Pace	Revis	Cromartie	Bell	Landry
9/16 at PIT	Wilkerson	Po'uha	DeVito	McIntyre	Scott	Harris	Pace	Wilson	Cromartie	Bell	Landry
9/23 at MIA	Wilkerson	Po'uha	DeVito	McIntyre	Scott	Harris	Pace	Revis	Cromartie	Bell	Landry
9/30 vs. SF	Wilkerson	Po'uha	DeVito	Thomas	Scott	Harris	Pace	Wilson	Cromartie	Bell	Landry
10/8 vs. HST	Wilkerson	Ellis	DeVito	Thomas	Scott	Harris	Pace	Wilson	Cromartie	Bell	Landry
10/14 vs. IND	Coples	DeVito	Wilkerson	Allen (DB)	Scott	Harris	Pace	Wilson	Cromartie	Bell	Landry

GAME-BY-GAME STATISTICS

Game	First Downs				Offense				JETS OFFENSE					Net Rushing				Pen		Fum		T.O.P.
	T	R	P	PN	AT	YDS	AVG.	A	Net Passing				AT	YDS	AVG	TD	NO	YDS	NO	LST		
									C	I	YDS	TD									SK	
9/9 vs. BUF	21	5	15	1	63	384	6.1	27	19	1	266	3	0	36	118	3.3	1	5	34	2	0	31:18
9/16 at PIT	16	5	6	5	51	219	4.3	27	10	0	129	1	2	22	90	4.1	0	7	63	1	1	23:24
9/23 at MIA	21	3	14	4	79	388	4.9	45	21	2	295	1	2	32	93	2.9	0	9	108	1	0	35:23
9/30 vs. SF	9	1	5	3	50	145	2.9	30	14	1	100	0	3	17	45	2.6	0	4	30	3	3	23:04
10/8 vs. HST	15	5	10	0	58	286	4.9	32	14	2	217	1	3	23	69	3.0	0	5	25	2	0	24:44
10/14 vs. IND	22	14	8	0	64	351	5.5	19	12	0	99	2	1	44	252	5.7	3	8	110	0	0	33:40
Total	104	33	58	13	365	1773	4.9	180	90	6	1106	8	11	174	667	3.8	4	38	370	9	4	27:54

Game	OPPONENTS																			T.O.P.		
	First Downs				Offense				Net Passing				Net Rushing				Pen		Fum			
	T	R	P	PN	AT	YDS	AVG.	A	C	I	YDS	TD	SK	AT	YDS	AVG	TD	NO	YDS		NO	LST
9/9 BUF	20	6	13	1	58	390	6.7	32	18	3	195	3	0	26	195	7.5	1	6	34	1	1	28:42
9/16 at PIT	21	5	13	3	62	331	5.3	31	24	0	265	2	3	28	66	2.4	1	10	107	0	0	36:36
9/23 at MIA	23	9	9	5	79	381	4.8	36	16	1	196	0	0	43	185	4.3	2	11	65	1	1	33:33
9/30 SF	26	16	7	3	68	381	5.6	22	12	0	134	0	2	44	245	5.6	3	8	67	2	0	36:56
10/8 HST	18	8	10	0	63	378	6.0	28	14	1	209	1	0	35	169	4.8	1	7	50	0	0	35:16
10/14 IND	21	0	15	6	65	298	4.6	44	22	2	257	0	4	17	41	2.4	0	3	27	2	2	26:20
Total	129	44	67	18	395	2,159	5.5	193	106	7	1,256	6	9	293	903	4.7	8	45	350	6	4	32:06



ROSTER BREAKDOWN



HERE'S HOW THE JETS 2012 53-MAN ROSTER COMPARES WITH THE 2011 ROSTER:

	2011	2012
Rookies and first-year players	12	8
Players with three-years-or-less of NFL experience	31	29
Players aged-30-or-older	9	6
Players drafted by the Jets	18	26
Average age of roster	27	26
Average years of NFL experience of roster	4.0	4.0

OTHER ROSTER NOTABLES:

No. of first-round draft picks 14

Antonio Cromartie (SD, 2006, 16), Quinton Coples (NYJ, 2012, 16), D'Brickashaw Ferguson (NYJ, 2006, 4), Dustin Keller (NYJ, 2008, 30), LaRon Landry (WAS, 2007, 6), Nick Mangold (NYJ, 2006, 29), Aaron Maybin (BUF, 2009, 11), Calvin Pace (ARZ, 2003, 18), Mark Sanchez (NYJ, 2009, 5), Jason Smith (SL, 2009, 2), Tim Tebow (DEN, 2010, 25), Bryan Thomas (NYJ, 2002, 22), Muhammad Wilkerson (NYJ, 2011, 30), Kyle Wilson (NYJ, 2010, 29)

Longest Tenured Player11 Bryan Thomas

Youngest Player21 Stephen Hill

Oldest Player34 Jeremiah Bell

Most Experience.....11 Bart Scott, Bryan Thomas

Tallest Player..... 6-7 Austin Howard

Shortest Player 5-8 Isaiah Trufant

States represented on roster.....31

States with most players on roster.....6 California

Players from New York on the roster.....1 D'Brickashaw Ferguson

Players from New Jersey on the roster.....4 Shonn Greene, Jonathan Grimes, Muhammad Wilkerson, Kyle Wilson

Coaches who played in the NFL.....6 Matt Cavanaugh, Mike Devlin, Karl Dunbar, Anthony Lynn, Mike Smith, Dennis Thurman

SMALL SCHOOL PLAYERS:

Players from non-football Bowl Subdivision (formerly Division 1-A schools): 9

Jeremiah Bell (Eastern Kentucky), Mike DeVito (Maine), Vladimir Ducasse(Massachusetts*), Clyde Gates (Abilene Christian), Jonathan Grimes (William & Mary) Damon Harrison (William Penn), Austin Howard (Northern Iowa), Tanner Purdum (Baker), Isaiah Trufant (Eastern Washington)

*Now a Bowl Championship Subdivision School

2012 PARTICIPATION



NAME	BUF	PIT	MIA	SF	HST	IND	NE	MIA	SEA	SL	NE	ARZ	JAX	TEN	SD	BUF	GP/GS/DNP/IA
Allen, A	PS	PS	PS	PS	PS	S											1/1/0/0
Bell, Y	S	S	S	S	S	S											6/6/0/0
Bellore, N	X	X	X	X	X	X											6/0/0/0
Berry, A	NWT	NWT	NWT	NWT	X	X											2/0/0/0
Bush, J	X	X	X	X	X	X											6/0/0/0
Conner, J	X	FB	IA	FB	IA	IA											3/2/0/3
Coples, Q	X	X	X	X	X	END											6/0/0/0
Cromartie, A	CB	CB	CB	CB	CB	CB											6/6/0/0
Cumberland, J	X	TE	TE	TE	TE	TE											6/5/0/0
Davis, D	X	X	X	X	X	X											6/0/0/0
Dixon, M	X	X	X	NWT	NWT	NWT											3/0/0/0
DeVito, M	X	T	T	T	T	NT											6/5/0/0
Ducas, V	X	X	X	X	X	X											6/0/0/0
Ellis, K	NT	X	X	X	NT	IA											5/2/0/1
Epps, D	NWT	X	X	X	IR	IR											3/0/0/0
Ferguson, D	LT	LT	LT	LT	LT	LT											6/6/0/0
Fletcher, D	PS	PS	IA	PS	NWT	NWT											0/0/0/1
Folk, N	K	K	K	K	K	K											6/0/0/0
Gates, C	IA	X	X	X	X	IA											4/0/0/2
Grimes, J	NWT	NWT	NWT	IA	X	IA											1/0/0/2
Greene, S	RB	RB	RB	X	RB	RB											6/5/0/0
Harris, D	MIKE	MIKE	MIKE	MIKE	MIKE	MIKE											6/6/0/0
Harrison, D	IA	IA	IA	IA	X	X											2/0/0/4
Hill, J	NWT	NWT	NWT	NWT	X	X											2/0/0/0
Hill, S	WR	WR	WR	IA	IA	X											4/3/0/2
Hilliard, L	NWT	NWT	NWT	NWT	FB	FB											2/2/0/0
Holmes, S	WR	WR	WR	WR	IR	IR											4/4/0/0
Howard, A	RT	RT	RT	RT	RT	RT											6/6/0/0
Keller, D	TE	IA	IA	IA	IA	TE											2/2/0/4
Kerley, J	X	X	X	X	WR	X											6/1/0/0
Landolt, D	IA	IA	IA	PS	PS	PS											0/0/0/3
Landry, L	S	S	S	S	S	S											6/6/0/0
Lankster, E	X	X	X	X	X	X											6/0/0/0
Malone, R	P	P	P	P	P	P											6/0/0/0
Mangold, N	C	C	C	C	C	C											6/6/0/0
Mauga, J	X	X	X	X	X	IR											5/0/0/0
Maybin, A	X	X	X	X	X	X											6/0/0/0
McElroy, G	IA	IA	IA	IA	IA	IA											0/0/0/6
McIntyre, G	X	OLB	OLB	X	X	X											6/2/0/0
McKnight, J	X	X	X	X	X	X											6/0/0/0
Moore, B	RG	RG	RG	RG	RG	RG											6/6/0/0
Muir, D	NWT	NWT	NWT	NWT	NWT	X											1/0/0/0
Pace, C	OLB	OLB	OLB	OLB	OLB	OLB											6/6/0/0
Po'uha, S	IA	NT	NT	NT	IA	IA											3/3/0/3
Powell, B	X	X	X	RB	X	X											6/1/0/0
Purdum, T	X	X	X	X	X	X											6/0/0/0
Reuland, K	X	X	X	X	X	X											6/0/0/0
Revis, D	CB	IA	CB	IA	IA	IR											2/2/0/3
Sanchez, M	QB	QB	QB	QB	QB	QB											6/6/0/0
Schilens, C	X	X	X	WR	WR	WR											6/3/0/0
Schlauderaff, C	IA	IA	IA	IA	IA	DNP											0/0/1/5
Scott, B	WILL	WILL	WILL	WILL	WILL	WILL											6/6/0/0
Slauson, M	LG	LG	LG	LG	LG	LG											6/6/0/0
Smith, E	IA	X	X	X	X	IA											4/0/0/2
Smith, J	X	X	X	X	X	X											6/0/0/0
Tebow, T	TE	X	FB	X	X	X											6/2/0/0
Thomas, B	OLB	IA	NWT	OLB	OLB	X											4/3/0/1
Trufant, I	X	X	X	X	X	X											6/0/0/0
Turner, P	X	NWT	NWT	X	NWT	NWT											2/0/0/0
Wilkerson, M	END	END	END	END	END	DT											6/6/0/0
Wilson, K	CB	CB	X	CB	CB	CB											6/4/0/0

Key: **DNP**=Did not play, **IA**=Inactive, **NWT**= Not with team, **PS**= Practice Squad, **X**=Played



2012 TRANSACTIONS



JANUARY 2012

2	WR	Michael Campbell	Signed, Reserve/Future Contract
2	TE	Dedrick Epps	Signed, Reserve/Future Contract
2	WR	Dexter Jackson	Signed, Reserve/Future Contract
2	T	Dennis Landolt	Signed, Reserve/Future Contract
2	CB	Julian Posey	Signed, Reserve/Future Contract
2	WR	Eron Riley	Signed, Reserve/Future Contract
3	CB	Ellis Lankster	Re-Signed
3	RB	John Griffin	Signed, Reserve/Future Contract
3	OL	Matt Kroul	Signed, Reserve/Future Contract
6	WR	Royce Adams	Signed, Reserve/Future Contract
6	P	Travis Baltz	Signed, Reserve/Future Contract
9	LB	Eddie Jones	Signed, Reserve/Future Contract
10		Brian Schottenheimer	Inform team he will not return for next season
11		Tony Sparano	Named Offensive Coordinator
12	LB	Matthias Berning	Signed, Reserve/Future Contract
13		Sanjay Lal	Named Wide Receivers Coach
17	WR	DaMarcus Ganaway	Signed, Reserve/Future Contract
20	G	Trevor Canfield	Signed, Reserve/Future Contract
24		Dave DeGuglielmo	Named Offensive Line Coach
31		Karl Dunbar	Named Defensive Line Coach

FEBRUARY 2012

2	WR	Patrick Turner	Re-signed
---	----	----------------	-----------

MARCH 2012

2	LB	Aaron Maybin	Tendered, Restricted Free Agent
12	QB	Mark Sanchez	Signed, Contract Extension
14	WR	Michael Campbell	Waived
14	S	Gerald Alexander	Released
14	K	Nick Folk	Re-signed, Unrestricted Free Agent
14	C	Kris O'Dowd	Signed, Free Agent
14	NT	Sione Pouha	Re-Signed, Unrestricted Free Agent
14	LB	Bryan Thomas	Re-Signed, Unrestricted Free Agent
17	WR	Chaz Schilens	Signed, Unrestricted Free Agent (OAK)
17	QB	Drew Stanton	Signed, Unrestricted Free Agent (DET)
20	S	LaRon Landry	Signed, Unrestricted Free Agent (WAS)
26	QB	Tim Tebow	Acquired in trade (DEN)
26	QB	Drew Stanton	Traded to IND
26	WR	Scotty McKnight	Signed, Free Agent

APRIL 2012

3	WR	DaMarcus Ganaway	Waived
9	TE	Hayden Smith	Signed, Free Agent
12	C	Taylor Boggs	Waived
16	DE	Jay Richardson	Signed, Free Agent
16	S	DeAngelo Smith	Signed, Free Agent
26	DE	Quinton Coples	Drafted (First Round- No. 16)
27	WR	Stephen Hill	Drafted (Second Round- No. 43)
27	LB	Demario Davis	Drafted (Third Round- No. 77)
28	S	Josh Bush	Drafted (Sixth Round- No. 187)
28	RB	Terrance Ganaway	Drafted (Sixth Round- No. 202)
28	OL	Robert Griffin	Drafted (Sixth Round- No. 203)
28	S	Antonio Allen	Drafted (Seventh Round- No. 242)
28	WR	Jordan White	Drafted (Seventh Round- No. 244)
30	WR	DaMarcus Ganaway	Signed

MAY 2012

1	WR	Logan Payne	Waived
2	K	Josh Brown	Signed, Free Agent
2	LS	Derek Chard	Signed, Free Agent
2	DL	Ropati Pitoitua	Waived
3	G	Trevor Canfield	Waived
4	LB	Marcus Dowtin	Signed, Undrafted Free Agent
4	CB	Donnie Fletcher	Signed, Undrafted Free Agent
4	DT	Damon Harrison	Signed, Undrafted Free Agent
4	QB	G.J. Kinne	Signed, Undrafted Free Agent
4	TE	Brian Linthicum	Signed, Undrafted Free Agent
4	DB	D'Anton Lynn	Signed, Undrafted Free Agent
4	CB	Ryan Steed	Signed, Undrafted Free Agent
4	LB	Donovan Robinson	Signed, Undrafted Free Agent
4	LB	Brett Roy	Signed, Undrafted Free Agent
8	T	John Cullen	Signed, Undrafted Free Agent
8	C	Kris O'Dowd	Waived
8	G	Fred Koloto	Signed, Undrafted Free Agent
8	WR	Royce Pollard	Signed, Undrafted Free Agent
8	QB	Matt Simms	Signed, Undrafted Free Agent
18	G	Terrence Campbell	Signed, Undrafted Free Agent
21	S	Yeremiah Bell	Signed, Free Agent
22	LB	Eddie Jones	Waived
22	S	DeAngelo Smith	Waived
23	FB	Fui Vakapuna	Signed, Free Agent
29	T	Ray Willis	Signed, Free Agent
29	T	Stephon Heyer	Signed, Unrestricted Free Agent (OAK)
31	T	John Cullen	Waived
31	TE	Tarren Lloyd	Signed, Free Agent

JUNE 2012

4		Aaron Glenn	Named Assistant Pro Personnel
18	LB	Donovan Robinson	Waived
19	LB	Matthias Berning	Waived
19	WR	Raymond Webber	Signed, Free Agent
22	DT	Matt Hardison	Signed, Undrafted Free Agent
28	QB	G.J. Kinne	Waived
28	T	Ray Willis	Released

JULY 2012

3	TE	Brian Linthicum	Waived
12	T	Paul Cornick	Signed, Undrafted Free Agent
23	T	Jeff Otah	Acquired in trade (CAR)
31	T	Jeff Otah	Trade Reverted (CAR)

AUGUST 2012

1	S	Tracy Wilson	Waived
1	FB	Fui Vakapuna	Waived
1	CB	Devon Torrence	Signed, Free Agent
2	S	Marcus Lott	Signed, Free Agent
2	WR	Chris Forcier	Signed, Free Agent
2	WR	Wes Kemp	Signed, Free Agent
2	LB	Demario Davis	Signed, Free Agent
6	WR	Scotty McKnight	Waived
6	WR	DaMarcus Ganaway	Waived
7	WR	Chris Forcier	Waived
7	WR	Stanley Arukwe	Signed, Free Agent
7	WR	Joseph Collins	Signed, Free Agent

2012 TRANSACTIONS



AUGUST 2012 cont.

8	RB	John Griffin	Waived
8	RB	Jeremy Stewart	Claimed off waivers, PHI
12	P	Travis Baltz	Waived
14	CB	Devon Torrence	Waived
15	CB	LeQuan Lewis	Signed, Free Agent
20	T	Stephon Heyer	Released
25	LS	Derek Chard	Waived
25	DT	Matt Hardison	Waived
25	WR	Dexter Jackson	Waived
25	S	Marcus Lott	Waived
25	CB	LeQuan Lewis	Waived
25	WR	Raymond Webber	Waived
25	G	Terrence Campbell	Waived
27	WR	Stanley Arukwe	Waived
27	TE	Josh Baker	Waived
27	WR	Wes Kemp	Waived
27	LB	Damario Ambrose	Waived
27	K	Josh Brown	Released
28	T	Wayne Hunter	Traded to SL
28	T	Jason Smith	Acquired in trade (SL)
28	P	Spencer Lanning	Signed, Free Agent
29	CB	Ryan Steed	Waived
31	WR	Joseph Collins	Waived
31	OL	Paul Cornick	Waived
31	LB	Marcus Dowtin	Waived
31	DB	Donnie Fletcher	Waived
31	RB	Terrance Ganaway	Waived
31	OT	Robert Griffin	Waived
31	OL	Fred Koloto	Waived
31	OL	Matt Kroul	Waived
31	P	Spencer Lanning	Waived
31	CB	LeQuan Lewis	Waived
31	TE	Tarren Lloyd	Waived
31	DB	D'Anton Lynn	Waived
31	WR	Royce Pollard	Waived
31	DB	Julian Posey	Waived
31	WR	Eron Riley	Waived
31	DL	Jay Richardson	Released
31	LB	Brett Roy	Waived
31	LB	Ricky Sapp	Waived
31	QB	Matt Simms	Waived
31	TE	Hayden Smith	Waived
31	DL	Martin Tevaseu	Waived
31	WR	Jordan White	Waived

SEPTEMBER 2012

1	S	Antonio Allen	Waived
1	DT	Marcus Dixon	Waived
1	TE	Dedrick Epps	Waived
1	DT	Isaako Aaitui	Claimed off waivers, MIA
1	WR	Clyde Gates	Claimed off waivers, MIA
1	TE	Konrad Reuland	Claimed off waivers, SF
1	OT	Paul Cornick	Signed, Practice Squad
1	LB	Marcus Dowtin	Signed, Practice Squad
1	DB	Donnie Fletcher	Signed, Practice Squad
1	WR	Royce Pollard	Signed, Practice Squad

1	LB	Ricky Sapp	Signed, Practice Squad
1	TE	Hayden Smith	Signed, Practice Squad
1	WR	Jordan White	Signed, Practice Squad
2	S	Antonio Allen	Signed, Practice Squad
4	DT	Marcus Dixon	Signed, Free Agent
4	P	Robert Malone	Signed, Free Agent
4	CB	LeQuan Lewis	Signed, Practice Squad
4	NT	Isaako Aaitui	Waived
4	P	T.J. Conley	Waived
4	LB	Ricky Sapp	Released, Practice Squad
11	WR	Patrick Turner	Waived
11	LB	Ricky Sapp	Signed, Practice Squad
11	DB	LeQuan Lewis	Released, Practice Squad
12	WR	Stanley Arukwe	Signed, Practice Squad
12	WR	Royce Pollard	Released, Practice Squad
14	TE	Dedrick Epps	Signed off CHI Practice Squad
17	WR	Royce Pollard	Signed, Practice Squad
17	WR	Stanley Arukwe	Released, Practice Squad
22	LB	Bryan Thomas	Released
22	CB	Donnie Fletcher	Signed from practice squad
24	DT	Marcus Dixon	Waived
24	WR	Patrick Turner	Signed, Free Agent
24	DB	Donnie Fletcher	Waived
24	T	Dennis Landolt	Waived
24	LB	Bryan Thomas	Signed, Free Agent
25	CB	Donnie Fletcher	Signed, Practice Squad
25	RB	Jonathan Grimes	Signed off HST Practice Squad
27	T	Paul Cornick	Released, Practice Squad
27	T	Dennis Landolt	Signed, Practice Squad
28	WR	Jordan White	Released, Practice Squad
28	CB	Darrin Walls	Signed, Practice Squad

OCTOBER 2012

1	CB	Aaron Berry	Signed, Free Agent
1	TE	Dedrick Epps	Waived/Injured
2	FB	Lex Hilliard	Signed, Free Agent
2	WR	Patrick Turner	Waived
2	WR	Jordan White	Signed, Practice Squad
2	DB	Donnie Fletcher	Released, Practice Squad
3	WR	Jason Hill	Signed, Free Agent
3	WR	Santoino Holmes	Placed on Injured Reserve
10	LB	Josh Mauga	Placed on Injured Reserve
10	DT	Daniel Muir	Signed, Free Agent
11	CB	Darrelle Revis	Placed on Injured Reserve
11	S	Antonio Allen	Signed from Practice Squad



CAREER PLAYER TRANSACTIONS

Antonio Allen

10/11/12, NYJ, Signed from Practice Squad
09/02/12, NYJ, Waived
04/28/12, NYJ, D7a* (242)

Yeremiah Bell

05/21/12, NYJ, Signed, FA
03/20/12, MIA, Released
02/27/09, MIA, Re-Signed, UFA
03/04/08, MIA, Re-Signed, UFA
09/11/07, MIA, IR
04/23/07, MIA, Re-Signed, RFA
12/13/04, MIA, IR
12/30/03, MIA, Signed, Reserve/Future
10/07/03, MIA, Practice Squad IR
09/02/03, MIA, Signed, Practice Squad
08/31/03, MIA, Waived
04/27/03, MIA, D6c (213)

Aaron Berry

10/01/12, NYJ, Signed, FA
07/23/12, DET, Waived
04/30/10, DET, Signed, Undrafted FA

Nick Bellore

07/27/11, NYJ, Signed, Undrafted FA

Josh Bush

04/28/12, NYJ, D6a (187)

John Conner

04/24/10, NYJ, D5* (139)
*Jets acquired 2010 D5 (139) from SEA for RB Leon Washington and 2010 D7 (236 – Dexter Davis)

Quinton Coples

04/26/12, NYJ, D1 (16)

Antonio Cromartie

08/01/11, NYJ, Re-Signed, UFA
03/05/10, NYJ, Trade, SD, 2011 D2 (61 – Jonas Mouton)
04/29/06, SD, D1 (19)

Jeff Cumberland

09/26/11, NYJ, IR
04/30/10, NYJ, Signed, Undrafted FA

Demario Davis

04/27/12, NYJ, D3 (77)

Mike Devito

09/02/09, NYJ, Signed, Contract Extension
05/14/07, NYJ, Signed, Undrafted FA

Vladimir Ducasse

04/23/10, NYJ, D2 (61)

Kenrick Ellis

04/29/11, NYJ, D3 (94)

D'Brickashaw Ferguson

07/08/10, NYJ, Signed, Contract Extension
04/29/06, NYJ, D1a (4)

Nick Folk

03/14/12, NYJ, Re-Signed, UFA
07/30/11, NYJ, Re-Signed, UFA
02/23/10, NYJ, Signed, FA
12/22/09, DAL, Waived
04/29/07, DAL, D6a (178)

Clyde Gates

09/01/12, NYJ, Claimed Off Waivers
04/30/11, MIA, D4 (111)

Shonn Greene

04/26/09, NYJ, D3* (65)
*Jets acquired 2009 D3 (69) from DET for 2009 D3 (76 – DeAndre Levy), 2009 D4 (115 – Sammie Lee Hill) and 2009 D7 (228 – Lydon Murtha).

Jonathan Grimes

09/25/12, NYJ, Signed from HST Practice Squad
09/02/12, HST, Signed, Practice Squad
08/31/12, HST, Waived
05/14/12, HST, Signed, Undrafted FA

David Harris

08/03/11, NYJ, Signed, Contract Extension
02/28/11, NYJ, Signed, Franchise Tender
02/15/11, NYJ, Designated Franchise Player
4/28/07, NYJ, D2* (47)
*Jets acquired 2007 D2 (47) and 2007 D7 (235 – Chansi Stuckey) from GB for 2007 D2 (63 – Brandon Jackson) and 2007 D3 (89 – Aaron Rouse)

Damon Harrison

05/04/12, NYJ, Signed, Undrafted FA

Jason Hill

10/03/12, NYJ, Signed, FA
08/31/12, DEN, Released
02/15/12, DEN, Signed
11/30/11, JAX, Released
03/03/11, JAX, Signed, Contract Extension
11/17/10, JAX Claimed off Waivers (SF)
11/16/10, SF, Waived
09/14/10, SF, Signed, FA
09/03/10, SF, Waived
04/28/07, SF, D3 (76)

Stephen Hill

04/27/12, NYJ, D2* (43)
*Jets acquired 2012 D2 (43) from SEA for 2012 D2 (45 - Bobby Wagner), D5 (154 - Korey Toomer) and D7 (232 - Greg Scruggs)

Lex Hilliard

10/02/12, NYJ, Signed, FA
09/19/12, NE, Waived
09/04/12, NE, Signed, FA
08/31/12, MIN, Waived
03/21/12, MIN, Signed, UFA (MIA)
08/04/11, MIA, Signed, FA,

Austin Howard

11/24/11, NYJ, Signed from BLT Practice Squad
09/06/11, BLT, Signed, Practice Squad
09/03/11, PHI, Waived
04/30/10, PHI, Signed, Undrafted FA

Dustin Keller

04/27/08, NYJ, D1b* (30)
*Jets acquired D1 (30) from GB for D2 (36 – Jordy Nelson) and D4 (113 – Dwight Lowery)

Jeremy Kerley

04/28/11, NYJ, D5* (161)
*Jets acquired 2011 D5 (153) and 2011 D7 (208 – Greg McElroy) from PHI for 2011 D5 (161 – Julian Vandervelde) and 2011 D6 (194 – Markell Carter)

LaRon Landry

03/20/12, NYJ, Signed, UFA (WAS)
12/16/11, WAS, IR
12/14/10, WAS, IR
04/28/07, WAS, D1 (6)

Ellis Lankster

01/03/12, NYJ, Re-Signed
10/11/11, NYJ, Signed, FA
09/03/11, NYJ, Waived
01/05/11, NYJ, Signed, Reserve/Future
09/04/10, BUF, Waived
04/26/09, BUF, D7 (220)

Robert Malone

09/05/12, NYJ, Signed, FA
08/31/12, SD, Waived
05/29/12, SD, Signed, FA
11/15/11, DET, Waived
11/11/11, DET, Signed, FA
08/29/11, TB, Waived
10/13/11, TB, Signed, FA
07/07/10, JAX, Waived
05/03/10, JAX, Signed, UFA

Nick Mangold

08/25/10, NYJ, Signed, Contract Extension
04/29/06, NYJ, D1b* (29)
*In a three-team trade, Jets acquire 2006 D1 (29) from DEN, DEN acquired D1 (15 – Tye Hill) from ATL and ATL acquired DE John Abraham from NYJ and 2006 D3 (93 – Dominique Byrd) and 2007 D4 (121 – Marcus Thomas)

CAREER PLAYER TRANSACTIONS



Aaron Maybin

04/16/12, NYJ, Re-signed, RFA
09/28/11, NYJ, Signed, FA
09/04/11, NYJ, Waived
08/17/11, NYJ, Signed, FA
08/15/11, BUF, Waived
04/25/09, BUF, D1a (11)

Greg McElroy

09/04/11, NYJ, IR
04/30/11, NYJ, D7a* (208)

*Jets acquired 2011 D5 (153 – Jeremy Kerley) and 2011 D7 (208) from PHI for 2011 D5 (161 – Julian Vandervelde) and 2011 D6 (194 – Markell Carter)

Garrett McIntyre

02/09/11, NYJ, Signed, FA
09/30/06, FA, Reserve/Suspended
08/29/06, TEN, Waived
08/22/06, TEN, Claimed off Waivers (ARZ)
08/21/06, ARZ, Waived
08/16/06, ARZ, Signed, FA
06/02/06, SEA, Waived
05/05/06, SEA, Signed, Undrafted FA

Joe McKnight

04/24/10, NYJ, D4* (112)
*Jets acquired 2010 D4 (112) from CAR for 2010 D4 (124 – Eric Norwood) and 2010 D6 (198 – David Gettis)

Brandon Moore

03/02/09, NYJ, Signed, FA
02/26/09, NYJ, Released
11/02/04, NYJ, Signed, Contract Extension
10/22/03, NYJ, Signed from NYJ Practice Squad
09/30/03, NYJ, Signed, Practice Squad
09/05/03, NYJ, Terminated from Practice Squad
09/02/03, NYJ, Signed, Practice Squad
08/31/03, NYJ, Waived
01/30/03, NYJ, Allocated to NFL Europe
01/14/03, NYJ, Signed, Reserve/Future
12/24/02, NYJ, Signed, Practice Squad
08/26/02, NYJ, Waived
04/29/02, NYJ, Signed, Undrafted FA

Daniel Muir

10/10/12, NYJ, Signed, FA
08/31/12, GB, Released
03/23/12, GB, Signed, FA
11/08/11, IND, Waived
10/10/11, IND, Signed, FA
09/03/11, SL, Released
08/02/11, SL, Signed, Unrestricted FA
04/12/10, IND, Re-Signed, RFA
08/31/08, IND, Claimed
08/30/08, GB, Waived
05/04/07, GB, Signed Undrafted FA

Calvin Pace

09/05/09, NYJ, Reserve/Suspended
03/04/08, NYJ, Signed, UFA (ARZ)
10/18/05, ARZ, Reserve/Non-Football Injury
04/26/03, ARZ, D1b (18)

Sione Po'uha

03/14/12, NYJ, Re-Signed, UFA
02/29/08, NYJ, Signed, Contract Extension
08/11/06, NYJ, IR
04/23/05, NYJ, D3 (88)

Bilal Powell

04/30/11, NYJ, D4 (126)

Tanner Purdum

02/02/10, NYJ, Signed, Reserve/Future
08/13/09, KC, Waived
04/07/09, KC, Signed, Undrafted FA

Konrad Reuland

09/03/12, NYJ, Claimed off waivers (SF)
09/02/12, SF, Waived
01/24/12, SF, Signed, Reserve/Future
09/04/11, SF, Signed, Practice Squad
09/03/11, SF, Waived
07/27/11, SF, Signed Undrafted FA

Mark Sanchez

03/12/12, NYJ, Signed, Contract Extension
04/25/09, NYJ, D1* (5)
*Jets acquired 2009 D1 (5) from CLV for DE Kenyon Coleman, S Abram Elam, QB Brett Ratliff, 2009 D1 (17 – Josh Freeman) and 2009 D2 (52 – David Veikune)

Chaz Schilens

03/17/12, NYJ, Signed, UFA (OAK)
04/27/08, OAK, D7 (226)

Caleb Schlauderaff

09/03/11, NYJ, Trade, GB, 2012 D7 (224)
04/30/11, D6 (179)

Bart Scott

02/28/09, NYJ, Signed, UFA (BLT)
03/14/06, BLT, Re-Signed, UFA
04/18/05, BLT, Re-Signed, RFA
04/26/02, BLT, Signed, Undrafted FA

Matt Slauson

04/26/09, NYJ, D6 (193)

Eric Smith

07/30/11, NYJ, Re-Signed, UFA
03/18/10, NYJ, Re-Signed, RFA
10/06/08, NYJ, Reserve/Suspended
04/29/06, NYJ, D3b* (97)
* Jets acquired D3 (97) as a compensatory selection

Jason Smith

(08/27/12), NYJ, trade, SL, T Wayne Hunter
(04/25/09), SL, D1 (2)

Tim Tebow

03/26/12, NYJ, Trade, DEN, with 2012 D7 (232) for 2012 D4 (108) and D6 (188)
04/22/10, DEN, D1b (25)

Bryan Thomas

09/25/12, NYJ Signed, FA
09/22/12, NYJ, Waived
03/14/12, NYJ, Signed, UFA
10/04/11, NYJ, Placed on IR
12/02/06, NYJ, Signed, Contract Extension
04/20/02, NYJ, D1 (22)

Isaiah Trufant

09/01/11, NYJ, Signed, FA
08/30/11, PHI, Waived
02/01/11, PHI, Signed, FA
01/22/11, NYJ, Waived
12/30/10, NYJ, Signed Active Roster
12/08/10, NYJ, Signed, Practice Squad

Muhammad Wilkerson

04/28/11, NYJ, D1 (30)

Kyle Wilson

04/22/10, NYJ, D1 (29)



DEPTH CHART



OFFENSE

WR	<u>84 Stephen Hill</u>	85 Chaz Schilens	
LT	60 D'Brickashaw Ferguson		
LG	68 Matt Slauson	62 Vladimir Ducasse	
C	74 Nick Mangold	72 Caleb Schlauderaff	
RG	65 Brandon Moore	62 Vladimir Ducasse	
RT	77 Austin Howard	63 Jason Smith	
TE	81 Dustin Keller	86 Jeff Cumberland	87 Konrad Reuland
WR	11 Jeremy Kerley	19 Clyde Gates	89 Jason Hill
QB	6 Mark Sanchez	15 Tim Tebow	14 Greg McElroy
FB	38 John Conner	36 Lex Hilliard	
RB	23 Shonn Greene	29 Bilal Powell	25 Joe McKnight
			<u>21 Jonathan Grimes</u>

DEFENSE

END	96 Muhammad Wilkerson	<u>98 Quinton Coples</u>	
NT	91 Sione Po'uha	93 Kenrick Ellis	<u>71 Damon Harrison</u>
			99 Daniel Muir
T	70 Mike DeVito		
OLB	58 Bryan Thomas	50 Garrett McIntyre	
WILL	57 Bart Scott	<u>56 Demario Davis</u>	
MIKE	52 David Harris	54 Nick Bellore	
OLB	97 Calvin Pace	51 Aaron Maybin	
CB	20 Kyle Wilson	35 Isaiah Trufant	
CB	31 Antonio Cromartie	26 Ellis Lankster	22 Aaron Berry
S	30 LaRon Landry/33 Eric Smith	<u>32 Josh Bush</u>	
S	37 Jeremiah Bell/33 Eric Smith	<u>39 Antonio Allen</u>	

SPECIAL TEAMS

K	2 Nick Folk		
P	3 Robert Malone		
H	3 Robert Malone		
PR	11 Jeremy Kerley	20 Kyle Wilson	31 Antonio Cromartie
KR	25 Joe McKnight	31 Antonio Cromartie	20 Kyle Wilson
LS	46 Tanner Purdum		

Rookies are Underlined

* = Injured

PRONUNCIATION GUIDE

YEREMIAH Bell..... YER-a-MY-ahh
 Nick BELLORE..... ba-LORE
 Quinton COPLES..... COPE-els
 DEMARIO Davis..... duh-MAR-e-YO
 Dave DeGUGLIELMO..... DAY-goo-YELL-mo
 Vladimir DUCASSE..... DOO-Koss
 KENRICK Ellis..... KEN-Rick
 D'BRICKASHAW Ferguson..... duh-Brick-a-Shaw
 JUSTUS GALAC..... Just-us Gal-ick

SHONN Greene..... SHOHN
 Ben KOTWICA..... kot-WEE-kah
 LARON Landry..... LA-ron
 Mike PETTINE..... PET-in
 SIONE PO'UHA..... see-OH-nay boe-OOH-ha
 BILAL Powell..... ba-LAL
 Konrad REULAND..... RUE-land
 Caleb SCHLAUDERAFF..... schlah-der-off
 Matt SLAUSON..... SLAW-son

BUILDING THE JETS



NFL Draft (25)

Year	Player	Round
2002	Bryan Thomas	(1)
2005	Sione Po'uha	(3)
2006	D'Brickashaw Ferguson	(1a)
	Nick Mangold	(1b)
	Eric Smith	(3b)
2007	Darrelle Revis (IR)	(1)
	David Harris	(2)
2008	Dustin Keller	(1b)
2009	Mark Sanchez	(1)
	Shonn Greene	(3)
	Matt Slason	(6)
2010	Kyle Wilson	(1)
	Vladimir Ducasse	(2)
	Joe McKnight	(4)
	John Conner	(5)
2011	Muhammad Wilkerson	(1)
	Kenrick Ellis	(3)
	Bilal Powell	(4)
	Jeremy Kerley	(5)
	Greg McElroy	(7a)
2012	Quinton Coples	(1)
	Stephen Hill	(2)
	Demario Davis	(3)
	Josh Bush	(6a)
	Antonio Allen	(7a)

Trades/Waivers (7)

Year	Player	Previous Team
2010	Antonio Cromartie	(T-SD)
	Santonio Holmes (IR)	(T-PIT)
2011	Caleb Schlauderaff	(T-GB)
2012	Clyde Gates	(W-MIA)
	Konrad Reuland	(W-SF)
	Jason Smith	(T-SL)
	Tim Tebow	(T-DEN)

Unrestricted Free Agents (4)

2008	Calvin Pace	(UFA-ARZ)
2009	Bart Scott	(UFA-BLT)
2012	LaRon Landry	(UFA-WAS)
	Chaz Schilens	(UFA-OAK)

Free Agents (15)

Year	Player
2010	Nick Folk
	Ellis Lankster
	Tanner Purdum
	Isaiah Trufant
2011	Royce Adams (IR)
	Dedrick Epps (IR)
	Austin Howard
	Aaron Maybin
	Garrett McIntyre

2012	Yeremiah Bell
	Aaron Berry
	Jonathan Grimes
	Jason Hill
	Lex Hilliard
	Robert Malone
	Daniel Muir

Undrafted Free Agents (7)

Year	Player
2002	Brandon Moore
2007	Mike DeVito
2009	Josh Mauga (IR)
2010	Jeff Cumberland
2011	Josh Baker (IR)
	Nick Bellore
2012	Damon Harrison

UFA=Unrestricted Free Agent

RFA=Restricted Free Agent

FA=Free Agent

T=Trade

W=Waivers

IR=Injured Reserve





ROSTER BY POSITION

NO.	NAME	POS	HT	WT	AGE	EXP	NOTE
OFFENSE (25)							
QUARTERBACKS (3)							
14	McElroy, Greg	QB	6-2	225	22	2	Completed 16-of-23 passes for 139 yards and a touchdown this preseason
6	Sanchez, Mark	QB	6-2	225	25	4	Led the 10th comeback win in the fourth quarter or overtime of his career at MIA (09/23)
15	Tebow, Tim	QB	6-3	236	25	3	Has converted on three fake punts for a first down, two runs and a pass
RUNNING BACKS (6)							
38	Conner, John	FB	5-11	245	25	3	Helped RB Shonn Greene run for 94 yards and a TD vs. BUF (09/09)
23	Greene, Shonn	RB	5-11	226	27	4	Rushed for a career-high 161 yards and 3 TDs vs. IND (10/14)
21	Grimes, Jonathan	RB	5-10	209	22	R	Made NFL debut vs. HST (10/08)
36	Hilliard, Lex	FB	5-11	235	28	4	Started at FB and recorded 3 special teams tackles in Jets debut (10/08 vs. HST)
25	McKnight, Joe	RB	5-11	205	24	3	Returned a kickoff 100 yards for a TD vs. HST (10/08)
29	Powell, Bilal	RB	5-10	204	23	2	Made first career start vs. SF (09/30)
WIDE RECEIVERS (5)							
19	Gates, Clyde	WR	5-11	197	26	2	Caught first pass as a Jet at PIT (09/16)
84	Hill, Stephen	WR	6-4	215	21	R	Set team records for receiving yards (89) and TD receptions (2) in his NFL debut (09/09 vs. BUF)
89	Hill, Jason	WR	6-0	202	27	6	Made first TD reception as a Jet vs. IND (10/14)
11	Kerley, Jeremy	WR	5-9	188	23	R	Posted a career-high 94 receiving yards vs. HST (10/28)
85	Schilens, Chaz	WR	6-4	225	26	5	Grabbed 23 receptions for 271 yards and two touchdowns in 2011 with OAK
TIGHT ENDS (3)							
86	Cumberland, Jeff	TE	6-4	260	25	3	Caught first career TD pass vs. HST (10/08)
81	Keller, Dustin	TE	6-2	250	27	5	In four NFL seasons, has 213 receptions for 2,559 yards and 15 touchdowns
87	Reuland, Konrad	TE	6-4	260	25	1	Had first two receptions of his career at PIT (09/16)
OFFENSIVE LINE (8)							
62	Ducasce, Vladimir	OL	6-5	325	24	3	Back-up OL can play guard and tackle, bringing versatility to the offensive line
60	Ferguson, D'Brickshaw	T	6-6	310	28	7	Three-time Pro Bowler, started every game since he was drafted in 2006
77	Howard, Austin	T	6-7	333	25	3	Won the starting right tackle job with a strong preseason
74	Mangold, Nick	C	6-4	307	28	7	The four-time Pro-Bowler has only missed two games in his career
65	Moore, Brandon	G	6-3	305	32	10	Pro Bowler has started 127-consecutive games, the longest streak by any guard in the NFL
72	Schlauderaff, Caleb	G	6-4	302	24	2	Saw action in six contests last season
68	Slauson, Matt	G	6-5	315	26	4	Appeared in 100 percent of the offensive plays in 2011
63	Smith, Jason	T	6-5	308	26	4	2009 No.2-overall pick serves as a blocking tight end and back-up tackle
DEFENSE (25)							
DEFENSIVE LINE (7)							
98	Coples, Quinton	DE	6-6	290	22	R	Recorded 1.5 sacks (the first of his career) vs. IND (10/14)
70	DeVito, Mike	DE	6-3	305	28	6	Racked up 9 tackles, including 7 solos at MIA (09/23)
93	Ellis, Kenrick	DT	6-4	346	24	2	Tallied 9 tackles, including one for a loss and a forced fumble this preseason
71	Harrison, Damon	DL	6-4	350	23	R	Made NFL debut vs. HST (10/08)
99	Muir, Daniel	NT	6-2	322	29	6	Played first game as a Jet vs. IND (10/14)
91	Po'uha, Sione	DT	6-3	325	33	7	Had his first sack of the season at PIT (09/16)
96	Wilkerson, Muhammad	DL	6-4	315	22	R	Logged a sack and a forced fumble vs. IND (10/14)
LINEBACKERS (8)							
54	Bellore, Nick	LB	6-1	250	23	R	Led squad with 4 tackles on special teams at MIA (09/23)
49	Davis, Demario	LB	6-2	239	23	R	Third-round pick, logged 230 tackles and four interceptions at Arkansas State
52	Harris, David	LB	6-2	250	28	6	Led team in tackles in four-of-six games.
51	Maybin, Aaron	LB	6-4	240	24	4	Led club with six sacks and four forced fumbles in 13 games last year
50	McIntyre, Garrett	LB	6-3	255	27	2	Notched the first two sacks of his career and four tackles for a loss at PIT (09/16)
97	Pace, Calvin	LB	6-4	265	31	10	Logged 5 tackles, including one for a loss and 3 QB hits at PIT (09/16)
57	Scott, Bart	LB	6-2	242	32	11	Posted 8 tackles at PIT (09/16)
58	Thomas, Bryan	LB	6-4	265	33	11	Made 13 tackles in four games in 2011
DEFENSIVE BACKS (10)							
39	Allen, Antonio	S	6-1	210	23	R	Had a sack in his NFL debut vs. IND (10/14)
37	Bell, Jeremiah	S	6-0	205	34	9	Posted 10 tackles at PIT (09/16)
22	Berry, Aaron	CB	5-11	180	24	3	Made Jets debut vs. HST (10/08)
32	Bush, Josh	S	5-11	205	23	R	Tied for team lead with 4 special teams tackles
31	Cromartie, Antonio	CB	6-2	210	28	7	Grabbed his third INT this season vs. IND (10/14)
30	Landry, LaRon	S	6-0	220	27	6	Ran an interception back 18 yards for the first TD of his career (09/23 at MIA)
26	Lankster, Ellis	CB	5-9	190	25	3	Notched first career INT vs. IND (10/14)
33	Smith, Eric	S	6-1	207	29	7	Second on the team with 106 tackles last season, a new career-high
35	Trufant, Isaiah	CB	5-8	170	29	2	Primarily serves as a gunner on punt coverage
20	Wilson, Kyle	CB	5-10	190	25	3	Made 7 tackles at PIT (09/16)
SPECIALISTS (3)							
2	Folk, Nick	K	6-1	222	27	6	Connected on 3-of-3 field goal attempts, including the 33-yard game-winner at MIA (09/23)
3	Malone, Robert	P	6-2	215	24	2	Recorded a 45.7 punt avg. and landed four-of-six punts inside the 20 (09/23 at MIA)
46	Purdum, Tanner	LS	6-3	270	28	3	Has played 38-consecutive games at long snapper for the Jets

ROSTER BY EXPERIENCE



NO.	NAME	POS	HT	WT	AGE	EXP	COLLEGE	HOMETOWN	HOW ACQ.
11th Year (2)									
57	Scott, Bart	LB	6-2	242	32	11	Southern Illinois	Detroit, MI	UFA-09 (BLT)
58	Thomas, Bryan	LB	6-4	265	33	11	Alabama-Birmingham	Birmingham, AL	D1-02
10th Year (2)									
65	Moore, Brandon	G	6-3	305	32	10	Illinois	Gary, IN	FA-02
97	Pace, Calvin	LB	6-4	265	31	10	Wake Forest	Douglasville, GA	UFA-08 (ARZ)
9th Year (1)									
37	Bell, Jeremiah	S	6-0	205	34	9	Eastern Kentucky	Winchester, KY	FA-12
8th Year (1)									
91	Po'uha, Sione	DT	6-3	325	33	8	Utah	Salt Lake City, UT	D3-05
7th Year (4)									
31	Cromartie, Antonio	CB	6-2	210	28	7	Florida State	Tallahassee, FL	T-10 (SD)
60	Ferguson, D'Brickshaw	T	6-6	310	28	7	Virginia	Freeport, NY	D1a-06
74	Mangold, Nick	C	6-4	307	28	7	Ohio State	Centerville, OH	D1b-06
33	Smith, Eric	S	6-1	207	29	7	Michigan State	Groveport, OH	D3b-06
6th Year (6)									
70	DeVito, Mike	DE	6-3	305	28	6	Maine	Wellfleet, MA	FA-07
2	Folk, Nick	K	6-1	222	27	6	Arizona	Hollywood, CA	FA-10
52	Harris, David	LB	6-2	250	28	6	Michigan	Grand Rapids, MI	D2-07
89	Hill, Jason	WR	6-0	202	27	6	Washington State	San Francisco, CA	FA-12
30	Landry, LaRon	S	6-0	220	28	6	Louisiana State	Metairie, LA	UFA-12 (WAS)
99	Muir, Daniel	DT	6-2	322	29	6	Kent State	Washington, DC	FA-12
5th Year (2)									
81	Keller, Dustin	TE	6-2	250	28	5	Purdue	Lafayette, IN	D1b-08
85	Schilens, Chaz	WR	6-4	225	26	5	San Diego State	Mesa, AZ	UFA-12 (OAK)
4th Year (6)									
23	Greene, Shonn	RB	5-11	226	27	4	Iowa	Sicklerville, NJ	D3-09
36	Hilliard, Lex	FB	5-11	235	28	4	Montana	Kalispell, MT	FA-12
51	Maybin, Aaron	LB	6-4	240	24	4	Penn State	Baltimore, MD	FA-11
6	Sanchez, Mark	QB	6-2	225	25	4	Southern California	Mission Viejo, CA	D1-09
68	Slauson, Matt	G	6-5	315	26	4	Nebraska	Colorado Springs, CO	D6-09
63	Smith, Jason	T	6-5	308	26	4	Baylor	Dallas, TX	D1-09
3rd Year (9)									
22	Berry, Aaron	CB	5-11	180	24	3	Pittsburgh	Harrisburg, PA	FA-12
38	Conner, John	FB	5-11	245	25	3	Kentucky	West Chester, OH	D5-10
86	Cumberland, Jeff	TE	6-4	260	25	3	Illinois	Columbus, OH	FA-10
77	Howard, Austin	T	6-7	333	25	3	Northern Iowa	Davenport, IA	FA-11
26	Lankster, Ellis	CB	5-9	190	25	3	West Virginia	Whistler, AL	FA-10
25	McKnight, Joe	RB	5-11	205	24	3	Southern California	River Ridge, LA	D4-10
46	Purdum, Tanner	LS	6-3	270	28	3	Baker	Enid, OK	FA-10
15	Tebow, Tim	QB	6-3	236	25	3	Florida	Jacksonville, FL	T-12 (DEN)
20	Wilson, Kyle	CB	5-10	190	25	3	Boise State	Piscataway, NJ	D1-10
2nd Year (10)									
54	Bellore, Nick	LB	6-1	250	23	2	Central Michigan	Whitefish Bay, WI	FA-11
93	Ellis, Kenrick	DT	6-4	346	24	2	Hampton	Greenacres, FL	D3-11
19	Gates, Clyde	WR	5-11	197	26	2	Abilene Christian	Vernon, TX	W-12 (MIA)
3	Malone, Robert	P	6-2	215	24	2	Fresno State	Orange, CA	FA-12
14	McElroy, Greg	QB	6-2	225	24	2	Alabama	Southlake, TX	D7a-11
50	McIntyre, Garrett	LB	6-3	255	27	2	Fresno State	South Lake Tahoe, CA	FA-11
29	Powell, Bilal	RB	5-10	204	23	2	Louisville	Lakeland, FL	D4-11
72	Schlauderaff, Caleb	G	6-4	302	24	2	Utah	Shelton, WA	T-11 (GB)
35	Trufant, Isaiah	CB	5-8	170	29	2	Eastern Washington	Tacoma, WA	FA-11
96	Wilkerson, Muhammad	DL	6-4	315	22	2	Temple	Linden, NJ	D1-11
Rookie/First Year (8)									
39	Allen, Antonio	S	6-1	210	24	R	South Carolina	Ocala, FL	D7a-12
32	Bush, Josh	S	5-11	205	23	R	Wake Forest	Lexington, NC	D6a-12
98	Coples, Quinton	DE	6-6	290	22	R	North Carolina	Kinston, NC	D1-12
56	Davis, Demario	LB	6-2	239	23	R	Arkansas State	Brandon, MS	D3-12
21	Grimes, Jonathan	RB	5-10	209	22	R	William & Mary	Palmyra, NJ	FA-12
71	Harrison, Damon	DL	6-4	350	23	R	William Penn	Lake Charles, LA	FA-12
84	Hill, Stephen	WR	6-4	215	21	R	Georgia Tech	Lithonia, GA	D2-12
87	Reuland, Konrad	TE	6-4	260	25	1	Stanford	Mission Viejo, CA	W-12 (SF)



2012 SEASON STATISTICS

Won 3, Lost 3

9/9/2012	W	48- 28	Buffalo Bills
9/16/2012	L	10- 27	at Pittsburgh Steelers
9/23/2012	W	23- 20	at Miami Dolphins
9/30/2012	L	0- 34	San Francisco 49ers
10/08/2012	L	17-23	Houston Texans
10/14/2012	W	35-9	Indianapolis Colts

	New York Jets	Opponent
Total First Downs	104	129
Rushing	33	44
Passing	58	67
Penalty	13	18
3rd Down: Made/Att	32/82	37/81
3rd Down Pct.	39.0%	45.7%
4th Down: Made/Att	4/4	2/2
4th Down Pct.	100.0%	100.0%
Possession Avg.	27:54	32:06
Total Net Yards	1773	2159
Avg. Per Game	295.5	359.8
Total Plays	365	395
Avg. Per Play	4.9	5.5
Net Yards Rushing	667	903
Avg. Per Game	111.2	150.5
Total Rushes	174	193
Net Yards Passing	1106	1256
Avg. Per Game	184.3	209.3
Sacked/Yards Lost	11/51	9/42
Gross Yards	1157	1298
Attempts/Completions	180/90	193/106
Completion Pct.	50.0%	54.9%
Had Intercepted	6	7
Punts/Average	33/44.8	24/44.9
Net Punting Avg.	39.5	37.4
Penalties/Yards	38/370	45/350
Fumbles/Ball Lost	9/4	6/4
Touchdowns	16	15
Rushing	4	8
Passing	8	6
Returns	4	1
Touchdowns	11	15
Rushing	1	8
Passing	6	6
Returns	4	1

Score By Periods	Q1	Q2	Q3	Q4	OT	Pts
Team	21	47	35	27	3	133
Opponents	20	43	34	44	0	141

Scoring	TD	Ru	Pa	Rt	PAT	FG	2Pt	Pts
N.Folk	0	0	0	0	16/16	7/7	0	37
S.Greene	4	4	0	0	0/0	0/0	0	24
J.Kerley	3	0	2	1	0/0	0/0	0	18
S.Hill	3	0	3	0	0/0	0/0	0	18
J.Cumberland	1	0	1	0	0/0	0/0	0	6
J.McKnight	1	0	0	1	0/0	0/0	0	6
A.Cromartie	1	0	0	1	0/0	0/0	0	6
S.Holmes	1	0	1	0	0/0	0/0	0	6
L.Landry	1	0	0	1	0/0	0/0	0	6
J.Hill	1	0	1	0	0/0	0/0	0	6
Team	16	4	8	4	16/16	7/7	0	133
Opponents	15	8	6	1	15/15	12/16	0	141
Team	11	1	6	4	11/11	7/7	0	98
Opponents	15	8	6	1	15/15	9/13	0	132

2-Pt. Conversions: Team 0/0, Opponents: 0/0

Sacks: G.McIntyre 2.0, Q. Coples 1.5, A.Allen 1, C.Pace 1.0, S.Po'uha 1.0, B.Thomas 1.0, M.Wilkerson 1.0, A.Maybin 0.5

Team: 9.0, Opponents: 11.0

Passing	Att	Cmp	Yds	Cmp%	Yds/Att	TD	TD%	Int	Int%	Long	Sack	Lost	Rating
M.Sanchez	177	88	1125	49.7%	6.4	8	4.5%	6	3.4%	66	10/	46	70.9
T.Tebow	3	2	32	66.7%	10.7	0	0.0%	0	0.0%	23	1/	5	102.1
Team	180	90	1157	50.0%	6.4	8	4.4%	6	3.3%	66	11/	51	71.5
Opponents	193	106	1298	54.9%	6.7	6	3.1%	7	3.6%	41	9/	42	71.1

Rushing	No.	Yds	Avg	Long	TD
S.Greene	108	378	3.5	21	4
B.Powell	34	131	3.9	11	0
J.McKnight	10	90	9.0	61	0
T.Tebow	18	64	3.6	22	0
M.Sanchez	4	4	1.0	4	0
Team	174	667	3.8	61	4
Opponents	193	903	4.7	56t	8

Receiving	No.	Yds	Avg	Long	TD
S.Holmes	20	272	13.6	38	1
J.Kerley	18	315	17.5	66	2
J.Cumberland	13	139	10.7	27t	1
C.Schilens	12	121	10.1	22	0
S.Hill	8	112	14.0	33t	3
B.Powell	4	41	10.3	16	0
K.Reuland	4	32	8.0	13	0
S.Greene	3	28	9.3	19	0
C.Gates	2	37	18.5	27	0
J.Hill	2	15	7.5	10	1
D.Keller	2	13	6.5	7	0
N.Bellore	1	23	23.0	23	0
D.Epps	1	9	9.0	9	0
Team	90	1157	12.9	66	8
Opponents	106	1298	12.2	41	6

Interceptions	No.	Yds	Avg	Long	TD
A.Cromartie	3	53	17.7	40t	1
L.Landry	1	18	18.0	18t	1
K.Wilson	1	5	5.0	5	0
D.Revis	1	1	1.0	1	0
E.Lankster	1	0	0.0	0	0
Team	7	77	11.0	40t	2
Opponents	6	97	16.2	86	0

Punting	No.	Yds	Avg	Net	TB	In	Lg	B
R.Malone	32	1477	46.2	39.5	3	11	61	1
Team	32	1477	44.8	39.5	3	11	61	1
Opponents	24	1077	44.9	37.4	3	11	62	0

Punt Returns	Ret	FC	Yds	Avg	Long	TD
J.Kerley	7	5	119	17.0	68t	1
Team	7	5	119	17.0	68t	1
Opponents	11	9	112	10.2	27	0

Kickoff Returns	No.	Yds	Avg	Long	TD
J.McKnight	15	446	29.7	100t	1
A.Cromartie	1	20	20.0	20	0
E.Smith	1	19	19.0	19	0
Team	17	485	28.5	100t	1
Opponents	17	337	19.8	31	0

Field Goals	1-19	20-29	30-39	40-49	50+
N.Folk	0/0	3/3	4/4	0/0	0/0
Team	0/0	3/3	4/4	0/0	0/0
Opponents	0/0	4/4	1/1	6/9	1/1

Fumbles Lost: S. Holmes 1, M.Sanchez 1, D.Epps 1, J.Kerley 1 **Total: 4**

Opponent Fumble Recoveries: Y.Bell 1, D.Davis 1, D.Harris 1, D.Revis 1 **Total: 4**

2012 DEFENSIVE STATISTICS



DEFENSIVE STATISTICS

Player	Total	Solo	Assists	TFL	Sacks/Yds	QH	INT/Yds	PD	FF	FR/Yds
David Harris	55	41	14	-	-	1	-	2	1	-
Yeremiah Bell	47	38	9	-	-	1	-	4	-	1/8
LaRon Landry	45	32	13	-	-	1	1/18	3	1	-
Mike DeVito	34	23	11	1	-	5	-	-	-	-
Bart Scott	33	21	12	2	-	4	-	-	-	-
Muhammad Wilkerson	29	18	11	3	1/0	9	-	1	1	-
Calvin Pace	28	17	11	4	1/5	14	-	-	-	-
Kyle Wilson	17	12	5	1	-	-	1/5	1	1	-
Antonio Cromartie	16	11	5	1	-	-	3/53	10	-	-
Kenrick Ellis	14	8	6	2	-	4	-	-	-	-
Garrett McIntyre	14	9	5	4	2/8	4	-	1	-	-
Ellis Lankster	13	10	3	2	-	-	1/0	3	-	-
Sione Po'uha	13	9	4	-	1/2	1	-	1	-	-
<i>Darrelle Revis</i>	<i>11</i>	<i>10</i>	<i>1</i>	-	-	-	<i>1/1</i>	<i>3</i>	-	<i>1/0</i>
Quinton Coples	9	5	4	5	1.5/17.5	9	-	-	-	-
Bryan Thomas	8	5	3	2	1/4	3	-	-	-	-
Aaron Maybin	4	1	3	-	0.5/3.5	8	-	-	-	-
Demario Davis	3	2	1	-	-	1	-	-	-	1/-4
<i>Josh Mauga</i>	<i>3</i>	<i>1</i>	<i>2</i>	-	-	<i>1</i>	-	-	-	-
Eric Smith	3	2	1	-	-	-	-	2	-	-
<i>Marcus Dixon</i>	<i>2</i>	-	<i>2</i>	-	-	<i>1</i>	-	-	-	-
Damon Harrison	2	-	2	-	-	1	-	-	-	-
Antonio Allen	1	1	-	-	1/2	-	-	-	-	-
Josh Bush	1	-	1	-	-	-	-	-	-	-
Daniel Muir	1	-	1	-	-	1	-	-	-	-
Isaiah Trufant	-	-	-	-	-	-	-	1	-	-
TOTALS	406	276	130	27	9/42	69	7/77	32	4	3/4

Misc. Tackles: 0

Misc. Forced Fumbles: 0

Own Fumble Recoveries: 1 (Darrelle Revis at MIA 09/23)

Touchdowns: 2, (Antonio Cromartie vs. BUF, 09/09, LaRon Landry at MIA 09/23)

Safeties: 0

SPECIAL TEAMS TACKLES

Player	Totals	Tackles	Assists
Nick Bellore	8	7	1
Josh Bush	5	3	2
<i>Josh Mauga</i>	<i>5</i>	<i>4</i>	<i>1</i>
Demario Davis	4	2	2
Ellis Lankster	4	2	2
Garrett McIntyre	4	2	2
Isaiah Trufant	4	3	1
Lex Hilliard	3	3	-
Tanner Purdum	3	2	1
Chaz Schilens	3	1	2
Robert Malone	2	1	1
Joe McKnight	2	2	-
Eric Smith	2	1	1
Tim Tebow	2	-	2
Kyle Wilson	1	-	1
Antonio Allen	1	1	-
TOTALS	53	34	19

SPECIAL TEAMS BIG PLAYS

Touchdowns:	1 Jeremy Kerley (vs. BUF, 9/9) 1 Joe McKnight (vs. HST, 10/8)
Blocked Punts:	0
Blocked Punt Returns:	0
Blocked Field Goals:	0
Blocked FG Returns:	0
Blocked Extra Point:	0
Forced Fumbles:	0
Fumble Recoveries:	0

Notes:

Tim Tebow threw for 23 yards on a fake punt pass to Nick Bellore to set up the Jets for a touchdown (vs. IND 10/14).

Nick Folk made a 33-yard FG to win the game in overtime at MIA (09/23).

Key: TFL= Tackles for Loss, QH = Quarterback Hurries; INT = Interception; FF = Forced Fumble; FR = Fumble Recovery; PD = Pass Defensed, Italics = Player no longer with team, * = Injured Reserve.



ALPHABETICAL ROSTER

NO.	NAME	POS	HT	WT	AGE	EXP	COLLEGE	HOMETOWN	HOW ACQ.
39	Allen, Antonio	S	6-1	210	24	R	South Carolina	Ocala, FL	D7a-12
37	Bell, Jeremiah	S	6-0	205	34	9	Eastern Kentucky	Winchester, KY	FA-12
54	Bellore, Nick	LB	6-1	250	23	2	Central Michigan	Whitefish Bay, WI	FA-11
22	Berry, Aaron	CB	5-11	180	24	3	Pittsburgh	Harrisburg, PA	FA-12
32	Bush, Josh	S	5-11	205	23	R	Wake Forest	Lexington, NC	D6a-12
38	Conner, John	FB	5-11	245	25	3	Kentucky	West Chester, OH	D5-10
98	Coples, Quinton	DE	6-6	290	22	R	North Carolina	Kinston, NC	D1-12
31	Cromartie, Antonio	CB	6-2	210	28	7	Florida State	Tallahassee, FL	T-10 (SD)
86	Cumberland, Jeff	TE	6-4	260	25	3	Illinois	Columbus, OH	FA-10
56	Davis, Demario	LB	6-2	239	23	R	Arkansas State	Brandon, MS	D3-12
70	DeVito, Mike	DE	6-3	305	28	6	Maine	Wellfleet, MA	FA-07
62	Ducasse, Vladimir	OL	6-5	325	25	3	Massachusetts	Stamford, CT	D2-10
93	Ellis, Kenrick	DT	6-4	346	24	2	Hampton	Greenacres, FL	D3-11
60	Ferguson, D'Brickashaw	T	6-6	310	28	7	Virginia	Freeport, NY	D1a-06
2	Folk, Nick	K	6-1	222	27	6	Arizona	Hollywood, CA	FA-10
19	Gates, Clyde	WR	5-11	197	26	2	Abilene Christian	Vernon, TX	W-12 (MIA)
23	Greene, Shonn	RB	5-11	226	27	4	Iowa	Sicklerville, NJ	D3-09
21	Grimes, Jonathan	RB	5-10	209	22	R	William & Mary	Palmyra, NJ	FA-12
52	Harris, David	LB	6-2	250	28	6	Michigan	Grand Rapids, MI	D2-07
71	Harrison, Damon	DL	6-4	350	23	R	William Penn	Lake Charles, LA	FA-12
89	Hill, Jason	WR	6-0	202	27	6	Washington State	San Francisco, CA	FA-12
84	Hill, Stephen	WR	6-4	215	21	R	Georgia Tech	Lithonia, GA	D2-12
36	Hilliard, Lex	FB	5-11	235	28	4	Montana	Kalispell, MT	FA-12
77	Howard, Austin	T	6-7	333	25	3	Northern Iowa	Davenport, IA	FA-11
81	Keller, Dustin	TE	6-2	250	28	5	Purdue	Lafayette, IN	D1b-08
11	Kerley, Jeremy	WR	5-9	188	23	2	TCU	Hutto, TX	D5-11
30	Landry, LaRon	S	6-0	220	28	6	Louisiana State	Metairie, LA	UFA-12 (WAS)
26	Lankster, Ellis	CB	5-9	190	25	3	West Virginia	Whistler, AL	FA-10
3	Malone, Robert	P	6-2	215	24	2	Fresno State	Orange, CA	FA-12
74	Mangold, Nick	C	6-4	307	28	7	Ohio State	Centerville, OH	D1b-06
51	Maybin, Aaron	LB	6-4	240	24	4	Penn State	Baltimore, MD	FA-11
14	McElroy, Greg	QB	6-2	225	24	2	Alabama	Southlake, TX	D7a-11
50	McIntyre, Garrett	LB	6-3	255	27	2	Fresno State	South Lake Tahoe, CA	FA-11
25	McKnight, Joe	RB	5-11	205	24	3	Southern California	River Ridge, LA	D4-10
65	Moore, Brandon	G	6-3	305	32	10	Illinois	Gary, IN	FA-02
99	Muir, Daniel	DT	6-2	322	29	6	Kent State	Washington, DC	FA-12
97	Pace, Calvin	LB	6-4	265	31	10	Wake Forest	Douglasville, GA	UFA-08 (ARZ)
91	Po'uha, Sione	DT	6-3	325	33	8	Utah	Salt Lake City, UT	D3-05
29	Powell, Bilal	RB	5-10	204	23	2	Louisville	Lakeland, FL	D4-11
46	Purdum, Tanner	LS	6-3	270	28	3	Baker	Enid, OK	FA-10
87	Reuland, Konrad	TE	6-4	260	25	1	Stanford	Mission Viejo, CA	W-12 (SF)
6	Sanchez, Mark	QB	6-2	225	25	4	Southern California	Mission Viejo, CA	D1-09
85	Schilens, Chaz	WR	6-4	225	26	5	San Diego State	Mesa, AZ	UFA-12 (OAK)
72	Schlauderaff, Caleb	G	6-4	302	24	2	Utah	Shelton, WA	T-11 (GB)
57	Scott, Bart	LB	6-2	242	32	11	Southern Illinois	Detroit, MI	UFA-09 (BLT)
68	Slauson, Matt	G	6-5	315	26	4	Nebraska	Colorado Springs, CO	D6-09
33	Smith, Eric	S	6-1	207	29	7	Michigan State	Groveport, OH	D3b-06
63	Smith, Jason	T	6-5	308	26	4	Baylor	Dallas, Texas	D1-09
15	Tebow, Tim	QB	6-3	236	25	3	Florida	Jacksonville, FL	T-12 (DEN)
58	Thomas, Bryan	LB	6-4	265	33	11	Alabama-Birmingham	Birmingham, AL	D1-02
35	Trufant, Isaiah	CB	5-8	170	29	2	Eastern Washington	Tacoma, WA	FA-11
96	Wilkerson, Muhammad	DL	6-4	315	22	2	Temple	Linden, NJ	D1-11
20	Wilson, Kyle	CB	5-10	190	25	3	Boise State	Piscataway, NJ	D1-10

ACTIVE ROSTER - 53

PRACTICE SQUAD

44	Dowtin, Marcus	LB	6-2	226	23	R	North Alabama	Upper Marlboro, MD	FA-12
76	Landolt, Dennis	T	6-4	306	26	1	Penn State	Burlington, NJ	FA-11
18	Pollard, Royce	WR	6-1	175	23	R	Hawai'i	San Diego, CA	FA-12
55	Sapp, Ricky	LB	6-4	252	25	2	Clemson	Bamberg, SC	FA-11
82	Smith, Hayden	TE	6-6	255	27	R	Metropolitan State - Denver	Penrith, Australia	FA-12
27	Walls, Darrin	CB	6-0	190	24	2	Notre Dame	Pittsburgh, PA	FA-12
17	White, Jordan	WR	6-0	215	24	R	Western Michigan	Cleveland, OH	D7b-12

RESERVE/INJURED

27	Adams, Royce	DB	6-0	190	24	1	Purdue	Cleveland, OH	FA-11
45	Baker, Josh	FB/TE	6-3	244	25	2	Northwest Missouri State	Chesapeake, VA	FA-11
83	Epps, Dedrick	TE	6-3	250	24	2	Miami	Richmond, VA	FA-11
10	Holmes, Santonio	WR	5-11	192	28	7	Ohio State	Belle Glade, FL	T-10 (PIT)
53	Mauga, Josh	LB	6-1	245	25	3	Nevada	Fallon, NV	FA-09
24	Revis, Darrelle	CB	5-11	198	27	6	Pittsburgh	Aliquippa, PA	D1-07

NUMERICAL ROSTER



NO.	NAME	POS	HT	WT	AGE	EXP	COLLEGE	HOMETOWN	GP/GS/DNP/IA
2	Nick Folk	K	6-1	222	27	6	Arizona	Hollywood, CA	6/0/0/0
3	Robert Malone	P	6-2	215	24	2	Fresno State	Orange, CA	6/0/0/0
6	Mark Sanchez	QB	6-2	225	25	4	Southern California	Mission Viejo, CA	6/6/0/0
11	Jeremy Kerley	WR	5-9	188	23	2	TCU	Hutto, TX	6/1/0/0
14	Greg McElroy	QB	6-2	225	24	2	Alabama	Southlake, TX	0/0/0/6
15	Tim Tebow	QB	6-3	236	25	3	Florida	Jacksonville, FL	6/3/0/0
19	Clyde Gates	WR	5-11	197	26	2	Abilene Christian	Vernon, TX	4/0/0/2
20	Kyle Wilson	CB	5-10	190	25	3	Boise State	Piscataway, NJ	6/4/0/0
21	Jonathan Grimes	RB	5-10	209	22	R	William & Mary	Palmyra, NJ	1/0/0/2
22	Aaron Berry	CB	5-11	180	24	3	Pittsburgh	Harrisburg, PA	2/0/0/0
23	Shonn Greene	RB	5-11	226	27	4	Iowa	Sicklerville, NJ	6/5/0/0
25	Joe McKnight	RB	5-11	205	24	3	Southern California	River Ridge, LA	6/0/0/0
26	Ellis Lankster	CB	5-9	190	25	3	West Virginia	Whistler, AL	6/0/0/0
29	Bilal Powell	RB	5-10	204	23	2	Louisville	Lakeland, FL	6/1/0/0
30	LaRon Landry	S	6-0	220	28	6	Louisiana State	Metarie, LA	6/6/0/0
31	Antonio Cromartie	CB	6-2	210	28	7	Florida State	Tallahassee, FL	6/6/0/0
32	Josh Bush	S	5-11	205	23	R	Wake Forest	Lexington, NC	6/0/0/0
33	Eric Smith	S	6-1	207	29	7	Michigan State	Groveport, OH	4/0/0/2
35	Isaiah Trufant	CB	5-8	170	29	2	Eastern Washington	Tacoma, WA	6/0/0/0
36	Lex Hilliard	FB	5-11	235	28	4	Montana	Kalispell, MT	2/2/0/0
37	Jeremiah Bell	S	6-0	205	34	9	Eastern Kentucky	Winchester, KY	6/6/0/0
38	John Conner	FB	5-11	245	25	3	Kentucky	West Chester, OH	3/2/0/3
39	Antonio Allen	S	6-1	210	24	R	South Carolina	Ocala, FL	1/1/0/0
46	Tanner Purdum	LS	6-3	270	28	3	Baker	Enid, OK	6/0/0/0
50	Garrett McIntyre	LB	6-3	255	27	2	Fresno State	South Lake Tahoe, CA	6/2/0/0
51	Aaron Maybin	LB	6-4	240	24	4	Penn State	Baltimore, MD	6/0/0/0
52	David Harris	LB	6-2	250	28	6	Michigan	Grand Rapids, MI	6/6/0/0
54	Nick Bellore	LB	6-1	250	23	2	Central Michigan	Whitefish Bay, WI	6/0/0/0
56	Demario Davis	LB	6-2	239	23	R	Arkansas State	Brandon, MS	6/0/0/0
57	Bart Scott	LB	6-2	242	32	11	Southern Illinois	Detroit, MI	6/6/0/0
58	Bryan Thomas	LB	6-4	265	33	11	Alabama-Birmingham	Birmingham, AL	4/3/0/1
60	D'Brickashaw Ferguson	T	6-6	310	28	7	Virginia	Freeport, NY	6/6/0/0
62	Vladimir Ducasse	OL	6-5	325	25	3	Massachusetts	Stamford, CT	6/0/0/0
63	Jason Smith	T	6-5	308	26	4	Baylor	Dallas, TX	6/0/0/0
65	Brandon Moore	G	6-3	305	32	10	Illinois	Gary, IN	6/6/0/0
68	Matt Slauson	G	6-5	315	26	4	Nebraska	Colorado Springs, CO	6/6/0/0
70	Mike DeVito	DE	6-3	305	28	6	Maine	Wellfleet, MA	6/5/0/0
71	Damon Harrison	DL	6-4	350	23	R	William Penn	Lake Charles, LA	2/0/0/4
72	Caleb Schlauderaff	G	6-4	302	24	2	Utah	Shelton, WA	0/0/1/5
74	Nick Mangold	C	6-4	307	28	7	Ohio State	Centerville, OH	6/6/0/0
77	Austin Howard	T	6-7	333	25	3	Northern Iowa	Davenport, IA	6/6/0/0
81	Dustin Keller	TE	6-2	250	28	5	Purdue	Lafayette, IN	2/2/0/4
84	Stephen Hill	WR	6-4	215	21	R	Georgia Tech	Lithonia, GA	4/3/0/2
85	Chaz Schilens	WR	6-4	225	26	5	San Diego State	Mesa, AZ	6/3/0/0
86	Jeff Cumberland	TE	6-4	260	25	3	Illinois	Columbus, OH	6/4/0/0
87	Konrad Reuland	TE	6-4	260	25	1	Stanford	Mission Viejo, CA	6/0/0/0
89	Jason Hill	WR	6-0	202	27	6	Washington State	San Francisco, CA	2/0/0/0
91	Sione Po'uha	DT	6-3	325	33	8	Utah	Salt Lake City, UT	3/3/0/3
93	Kenrick Ellis	DT	6-4	346	24	2	Hampton	Greenacres, FL	5/2/0/1
96	Muhammad Wilkerson	DL	6-4	315	22	2	Temple	Linden, NJ	6/6/0/0
97	Calvin Pace	LB	6-4	265	31	10	Wake Forest	Douglasville, GA	6/6/0/0
98	Quinton Coples	DE	6-6	290	22	R	North Carolina	Kinston, NC	6/0/0/0
99	Daniel Muir	DT	6-2	322	29	6	Kent State	Washington, DC	1/0/0/0

ACTIVE ROSTER - 53

PRACTICE SQUAD

17	Jordan White	WR	6-0	215	24	R	Western Michigan	Cleveland, OH
18	Royce Pollard	WR	6-1	175	23	R	Hawaii	San Diego, CA
27	Darrin Walls	CB	6-0	190	24	2	Notre Dame	Pittsburgh, PA
44	Marcus Dowtin	LB	6-2	226	23	R	North Alabama	Upper Marlboro, MD
55	Ricky Sapp	LB	6-4	252	26	2	Clemson	Bamberg, SC
76	Dennis Landolt	T	6-4	306	26	1	Penn State	Burlington, NJ
82	Hayden Smith	TE	6-6	255	27	R	Metropolitan State - Denver	Penrith, Australia

RESERVE/INJURED

10	Santonio Holmes	WR	5-11	192	28	7	Ohio State	Belle Glade, FL	4/4/0/0
24	Darrelle Revis	CB	5-11	198	27	6	Pittsburgh	Aliquippa, PA	2/2/0/3
27	Royce Adams	DB	6-0	190	24	1	Purdue	Cleveland, OH	
45	Josh Baker	FB/TE	6-3	244	25	2	Northwest Missouri State	Chesapeake, VA	
53	Josh Mauga	LB	6-1	245	25	3	Nevada	Fallon, NV	5/0/0/0
83	Dedrick Epps	TE	6-3	250	24	2	Miami	Richmond, VA	3/0/0/0