



PATRIOTS RETURN HOME TO FACE THE JETS

MEDIA SCHEDULE

WEDNESDAY, OCTOBER 17

10:30-11:30 Media Check-In
 11:10-11:20 Tom Brady Availability
 (Visitor's Locker Room)
 Open Locker Room
 11:15-12:00 Bill Belichick Press Conference
 (Red Level Press Box)
 12:40-12:55 Local Media Access to Practice
 TBA Rex Ryan Conference Call
 TBA N.Y. Jets player Conf. Call

THURSDAY, OCTOBER 18

10:45-11:30 Media Check-In
 11:15-12:00 Open Locker Room
 Approx. 1:15 Local Media Access to Practice

FRIDAY, OCTOBER 19

10:25-12:15 Media Check-In
 10:55-11:40 Open Locker Room
 11:35-11:45 Bill Belichick Press Conference
 Approx. 11:55 Local Media Access to Practice

2012 PATRIOTS SCHEDULE

REGULAR SEASON (3-3)

Sun., Sept. 9 at Tennessee	34-13	W
Sun., Sept. 16 Arizona	18-20	L
Sun., Sept. 23 at Baltimore	30-31	L
Sun., Sept. 30 at Buffalo	52-28	W
Sun., Oct. 7 Denver	31-21	W
Sun., Oct. 14 at Seattle	23-24	L
Sun., Oct. 21 N.Y. Jets	4:25 p.m.	CBS
Sun., Oct. 28 at St. Louis	1:00 p.m.	CBS#
Sun., Nov. 4	BYE WEEK	
Sun., Nov. 11 Buffalo	1:00 p.m.	CBS
Sun., Nov. 18 Indianapolis	1:00 p.m.	CBS*
Thurs., Nov. 22 at N.Y. Jets	8:20 p.m.	NBC
Sun., Dec. 2 at Miami	1:00 p.m.	CBS*
Mon., Dec. 10 Houston	8:30 p.m.	ESPN
Sun., Dec. 16 San Francisco	8:20 p.m.	NBC*
Sun., Dec. 23 at Jacksonville	1:00 p.m.	CBS*
Sun., Dec. 30 Miami	1:00 p.m.	CBS*

#Game played in London

*Game Time and Network subject to possible flexible scheduling adjustment.

PATRIOTS MEDIA WEBSITE

The Patriots' media website, located at <http://media.patriots.com>, will be updated for registered users throughout training camp with all the latest media information, schedules, rosters and press releases. In addition to up-to-date media information, the site's archives allow access to all of the Patriots media material dating back to the 2002 season.

NEW ENGLAND PATRIOTS (3-3) vs. NEW YORK JETS (3-3)

Sunday, October 21, 2012 ★ Gillette Stadium (68,756) ★ 4:25 p.m. ET

After playing four of their first six games on the road, the New England Patriots will return to the confines of Gillette Stadium and try to get an edge in the AFC East with a key division game against the New York Jets. All four AFC East teams enter this week's games with 3-3 records. It is the first time since realignment in 2002 that all of the teams in one division are tied for first place in Week 6 of the season or later.

PATRIOTS THROWBACK GAME

The Patriots will wear throwback uniforms that replicate the ones worn by the 1985 team this week. The Patriots wore throwback uniforms last season in the home game against the Jets, a 30-21 New England victory on Oct. 9, 2011. The Patriots will wear red jerseys with white pants and a white helmet featuring the 'Pat Patriot' logo with white facemasks. The Patriots are 8-3 in throwback uniforms.



BROADCAST INFORMATION

TELEVISION: This week's game will be broadcast to a national audience by **CBS** and can be seen in Boston on **WBZ-TV Channel 4**. **Jim Nantz** will handle play-by-play duties with **Phil Simms** providing color. The game will be produced by **Lance Barrow** and directed by **Mike Arnold**.

RADIO: 98.5 FM, The Sports Hub, is the flagship station for the **Patriots Radio Network**. A complete listing of the network's 40 stations can be found in this press release. Play-by-play broadcaster **Gil Santos** is in his 36th season as the voice of the Patriots and will call the action. Former Patriots quarterback **Scott Zolak** will handle the color commentary.

NATIONAL RADIO: This week's game will be broadcast to a national audience by **Dial Global Sports**. **Kevin Kugler** and **Mark Malone** will call the game. The game will also be broadcast by **Sports USA**. **Bob Fitzgerald** and **Ross Tucker** will call the game.

DIVISIONAL DOMINANCE

The New England Patriots own a 54-15 (.783) record in regular season AFC East games since the beginning of the 2001 season, compiling the best intra-division record of any team in the NFL.

NFL'S TOP DIVISIONAL RECORDS SINCE 2001

Team	W	L	T	Pct.
New England Patriots	54	15	0	.783
Pittsburgh Steelers	50	20	0	.714
Green Bay Packers	49	20	0	.710
Indianapolis Colts	47	22	0	.681

AFC EAST DIVISIONAL RECORDS SINCE 2001

Team	W	L	T	Pct.	Div. Titles	Years
New England	54	15	0	.783	9	2001, 03-07, 09-11
New York Jets	36	34	0	.514	1	2002
Miami	29	40	0	.420	1	2008
Buffalo	21	49	0	.300	0	---

NOTES: The Indianapolis Colts were members of the AFC East in 2001 and compiled a 3-5 divisional record that season. In 2002, the Patriots and Jets both finished with a 9-7 overall record and a 4-2 divisional record, but the Jets claimed the division title by virtue of having a better record against common opponents. In 2008, the Patriots and Dolphins both finished with an 11-5 overall record and a 4-2 divisional record, but Miami qualified for the playoffs due to a better conference record (8-4 to 7-5).

MEDIA RELATIONS CONTACTS

PATRIOTS MEDIA RELATIONS OFFICE: 508-384-4203

Stacey James, Vice President of Media Relations, staceyj@patriots.com, 508-384-9105

Aaron Salkin, Asst. Director of Media Relations, aarons@patriots.com, 508-326-6870

Christy Berkery, Social Media Manager, christyb@patriots.com, 508-549-0518

Michael Jurovaty, Media Relations Coord., mjurovaty@patriots.com, 508-326-6187

Cecily Faenza, Media Relations Coordinator, cecilyf@patriots.com, 774-254-7917

Jeff Cournoyer, Dir. of Corporate Communications, jeffco@patriots.com, 508-549-049



ROBERT KRAFT NEWS & NOTES

Since Robert Kraft purchased the team in 1994, the Patriots have experienced one of the most dramatic turnarounds in the history of sports. Now in his 19th season of ownership, Kraft has transformed one of the league's least successful clubs into what many observers view as a model NFL franchise. In the five seasons immediately preceding his purchase (1989-93), the Patriots were a moribund team, winning just 19 of 80 games (.238 pct.) and recording the worst record in the NFL over that span. When he bought the franchise on Jan. 21, 1994, Kraft announced his intention to bring a championship to New England, a tall order considering the team's previous success rate. But under Kraft's leadership, the Patriots have won more division titles (11), conference crowns (6) and Super Bowl championships (3) than any other NFL team. The Patriots have made six Super Bowl appearances since Kraft purchased the team, a period during which no other NFL franchise has earned more than four berths. In Kraft's first 18 seasons, the Patriots qualified for the playoffs 13 times, more than doubling the franchise's accomplishments during its first 34 seasons.



	Pre-Kraft 1960-93	1989-93	Kraft Era 1994-12
Overall Record	225-276-9	19-61	215-108
Winning Pct.	.450	.238	.666
Super Bowl Titles	0	0	3
Conference Titles	1	0	6
Division Titles	3	0	11
Playoff Seasons	6	0	13
Playoff Record	4-6	--	19-10
Home Playoff Games	1	0	15
Home Playoff Record	0-1	--	13-2

A CHAMPIONSHIP TRADITION

MULTIPLE LEAGUE CHAMPIONSHIPS SINCE 2001

Team	League	Titles
Los Angeles Lakers.....	NBA.....	4
New England Patriots.....	NFL.....	3
San Antonio Spurs.....	NBA.....	3

HIGHEST WINNING PERCENTAGE IN MAJOR PROFESSIONAL SPORTS SINCE 1994 (regular season)

Team	League	PCT
San Antonio Spurs.....	NBA.....	.680
Detroit Red Wings.....	NHL.....	.668
New England Patriots.....	NFL.....	.667
Los Angeles Lakers.....	NBA.....	.654
Green Bay Packers.....	NFL.....	.639
Pittsburgh Steelers.....	NFL.....	.637

197-GAME SELLOUT STREAK

In the early 1990s, the Patriots seemed destined for relocation until Robert Kraft's purchase of the team rejuvenated local interest. In 1991, the season ticket base was just 17,635, barely enough to support the club. Now, the season tickets are capped and more than 50,000 fans are on a season ticket waiting list. The Patriots have sold out 197 consecutive home games, including playoff and preseason games (dating back to the 1994 season opener).

SINCE ROBERT KRAFT PURCHASED THE TEAM IN 1994...

TOTAL VICTORIES SINCE 1994 (Regular Season)

New England Patriots.....	196
Green Bay Packers.....	188
Pittsburgh Steelers.....	186
Indianapolis Colts.....	174

TOTAL VICTORIES SINCE 1994 (Incl. Postseason)

New England Patriots.....	215
Pittsburgh Steelers.....	203
Green Bay Packers.....	203
Indianapolis Colts.....	185
Denver Broncos.....	177
Philadelphia Eagles.....	176

WINNING PERCENTAGE SINCE 1994 (Incl. Postseason)

Team	W	L	T	Pct.
New England Patriots.....	215	108	0	.668
Pittsburgh Steelers.....	203	116	1	.636
Green Bay Packers.....	203	117	0	.634
Indianapolis Colts.....	185	131	0	.585
Denver Broncos.....	177	132	0	.573
Philadelphia Eagles.....	176	138	2	.560
New York Giants.....	166	143	1	.537

SUPER BOWL CHAMPIONSHIPS SINCE 1994

New England Patriots.....	3
Green Bay.....	2
Pittsburgh Steelers.....	2
Denver Broncos.....	2
N.Y. Giants.....	2
7 Teams.....	1

CONFERENCE CHAMPIONSHIPS SINCE 1994

New England Patriots.....	6
Pittsburgh Steelers.....	4
Green Bay Packers.....	3
New York Giants.....	3
Denver Broncos.....	2
St. Louis Rams.....	2
Indianapolis Colts.....	2
14 Teams.....	1

DIVISION CHAMPIONSHIPS SINCE 1994

New England Patriots.....	11
Pittsburgh Steelers.....	10
Green Bay Packers.....	8
Indianapolis Colts.....	8

PLAYOFF VICTORIES SINCE 1994

New England Patriots.....	19
Pittsburgh Steelers.....	17
Green Bay Packers.....	15
Philadelphia Eagles.....	11
Indianapolis Colts.....	11

PLAYOFF GAMES PLAYED SINCE 1994

New England Patriots.....	29
Pittsburgh Steelers.....	27
Green Bay Packers.....	26
Indianapolis Colts.....	23
Philadelphia Eagles.....	22
Baltimore Ravens.....	17

PLAYOFF SEASONS SINCE 1994

New England Patriots.....	13
Indianapolis Colts.....	13
Green Bay Packers.....	13
Pittsburgh Steelers.....	12
Philadelphia Eagles.....	11
Dallas Cowboys.....	9

PLAYOFF WINNING PERCENTAGE SINCE 1994

Team	W	L	Pct.
New England Patriots.....	19	10	.655
Pittsburgh Steelers.....	17	10	.630
New York Giants.....	10	6	.625
Arizona Cardinals.....	5	3	.625
Denver Broncos.....	9	6	.600
New Orleans Saints.....	6	4	.600
Carolina Panthers.....	6	4	.600
New Baltimore Ravens.....	10	7	.588

MOST PRO BOWLERS DRAFTED SINCE 1994

Since Robert Kraft's purchase of the Patriots in 1994, the team has drafted more Pro Bowl players than any other NFL team.

Rank	Team	Players
1.	New England	20
2.	Green Bay	19
3.	Pittsburgh	18
4.	Philadelphia	15
	Baltimore	15



PATRIOTS HOME DOMINANCE



Since the Patriots opened Gillette Stadium in 2002, they have celebrated more regular season and postseason wins than any other team in the NFL. The Patriots have the highest point differential at home in that time and are among the top three offensive and defensive leaders at home. The Patriots home dominance is especially strong against NFC teams.

REGULAR SEASON HOME RECORD SINCE 2002

Rank	Team	W	L	T	Pct.
1	New England	68	14	0	0.829
2	Baltimore	65	19	0	0.774
3	Pittsburgh	60	21	1	0.738
4	Indianapolis	61	22	0	0.735
5	Green Bay	57	26	0	0.687

HOME PLAYOFF RECORD SINCE 2002 (MIN. 5 GAMES)

Rank	Team	W	L	Pct
1	Seattle	5	1	0.833
2	New England	9	2	0.818
3t	Philadelphia	5	2	0.714
3t	Pittsburgh	5	2	0.714
5	Indianapolis	6	3	0.667

HOME RECORD SINCE 2002 (INCLUDING PLAYOFFS)

Rank	Team	W	L	T	Pct.
1	New England	77	16	0	0.828
2	Baltimore	66	21	0	0.759
3	Pittsburgh	66	23	1	0.739
4	Indianapolis	67	25	0	0.728
5	San Diego	58	29	0	0.667

HOME RECORD AFTER HALLOWEEN SINCE 2002

Rank	Team	W	L	T	Pct.
1	New England	35	8	0	0.814
2	Green Bay	34	10	0	0.773
3	Baltimore	36	11	0	0.766
4	Indianapolis	37	13	0	0.740
5	San Diego	32	14	0	0.696

HOME RECORD VS. NFC SINCE 2002

Rank	Team	W	L	T	Pct.
1	Pittsburgh	18	2	1	0.881
2	Baltimore	19	3	0	0.864
3	New England	18	3	0	0.857
4	Indianapolis	16	6	0	0.727
5	Jacksonville	15	7	0	0.681

HOME RECORD VS DIVISIONAL OPPONENTS SINCE 2002

Rank	Team	W	L	T	Pct.
1t	New England	25	5	0	0.833
2	Indianapolis	25	6	0	0.806
3	Green Bay	24	7	0	0.774
4t	Seattle	22	8	0	0.733
4t	Pittsburgh	22	8	0	0.733
6	San Diego	22	10	0	0.688
7	Minnesota	20	10	0	0.667

POINT DIFFERENTIAL AT HOME SINCE 2002

Rank	Team	Point Differential
1	New England	834
2	Baltimore	737
3	Green Bay	662
4	Pittsburgh	652
5	San Diego	617

POINTS ALLOWED PER GAME AT HOME SINCE 2002

Rank	Team	Points Allowed
1	Baltimore	15.9
2t	New England	16.7
2t	Pittsburgh	16.7
4	New York Jets	18.3
5	Seattle	18.7

POINTS SCORED PER GAME AT HOME SINCE 2002

Rank	Team	Points Scored
1	San Diego	27.6
2	New England	26.9
3	Green Bay	26.8
4	Indianapolis	26.0
5	New Orleans	25.9



PATRIOTS VS. JETS

SERIES HISTORY

The Patriots and Jets will meet for the 107th time, including three postseason games, since the series between the AFC East rivals began in 1960. The Patriots earned their 14th sweep in the series last season following a 30-21 win at Gillette Stadium on Oct. 9 and a 37-16 victory in the rematch at MetLife Stadium in a Sunday Night Football game on Nov. 13.

The Patriots sweep last season put them in front 53-52-1 in the all-time series.

The Patriots are 28-25-1 all-time in home games against the Jets, including 24-19 overall in Foxborough and 8-4 at Gillette Stadium.



The teams have played in the postseason three times, a 1985 Wild Card game, a 2006 Wild Card game and an AFC Divisional game in 2010. New England beat the Jets, 26-14, in 1985 at the Meadowlands on their way to Super Bowl XX. In 2006, the Patriots defeated the Jets, 37-16, at Gillette Stadium. The Jets defeated the Patriots, 28-21, in the 2010 playoff game.

New England is 24-14 against the Jets since Robert Kraft purchased the team in 1994. New England's 53 victories over the Jets (including two playoff wins) are the second most over any single opponent, trailing only Buffalo with 63 all-time wins.

SERIES BREAKDOWN

NEW ENGLAND 53, NEW YORK 52, 1 Tie

(Including New England 2, New York 1 in Playoffs)

Home Record 28-25-1 (incl. 1-1 in playoffs)

Record in Foxborough 24-19

Gillette Stadium 8-4

Foxboro Stadium 16-15

Record in Boston 4-5-1

Record in Birmingham, Alabama 0-1

Away Record 25-27 (incl. 1-0 in playoffs)

MetLife Stadium 1-1

Giants Stadium 17-10 (incl. 1-0 playoffs)

Shea Stadium 5-14

Polo Grounds 2-2

Seasonal Sweeps Jets 14 (most recent '00), Patriots 13 ('07)

Bill Belichick vs. N.Y. Jets 15-9 (14-8 with New England)

TALE OF THE TAPE

2012 Regular Season	New England	NY Jets
Record	3-3	3-3
Divisional Standings	1stT	1stT
Total Yards Gained	2,672	1,773
Total Offense (Rank)	445.3 (1)	295.5 (30)
Rush Offense	152.3 (4)	111.2 (15)
Pass Offense	293.0 (3)	184.3 (30)
Points Per Game	31.3 (1)	22.2 (20)
Total Yards Allowed	2,229	2,159
Total Defense (Rank)	371.5 (22)	359.8 (18)
Rush Defense	82.7 (6)	150.5 (28)
Pass Defense	288.8 (28)	209.3 (5)
Points Allowed/Game	22.8 (15t)	23.5 (19)
Possession Avg.	32:23	27:54
Sacks Allowed/Yards Lost	13/87	11/51
Sacks Made/Yards	11/41	9/42
Total Touchdowns Scored	21	16
Penalties Against/Yards	34/312	38/370
Punts/Avg.	23/38.2	33/44.8
Turnover Differential	+10 (1T)	+1 (13T)



TOM BRADY PASSING PERFORMANCES AGAINST THE JETS

Tom Brady owns a 16-5 record against the Jets as a starting quarterback including regular-season and playoff games.

Tom Brady vs. Jets (15-4 as a starter)

Regular-Season										
Date	A	C	Yd	%	TD	I	Rating	W/L	Score	
09/23/01	10	5	46	.500	0	0	62.9	Did Not Start		
12/02/01	28	20	213	.714	0	0	93.3	W	17-16	
09/15/02	35	25	269	.714	2	1	100.8	W	44-7	
12/22/02	37	19	133	.514	1	1	57.6	L	17-30	
09/21/03	25	15	181	.600	0	0	82.3	W	23-16	
12/20/03	25	15	138	.600	2	0	101.8	W	21-16	
10/24/04	29	20	230	.690	1	0	104.1	W	13-7	
12/26/04	32	21	264	.656	2	0	112.0	W	23-7	
12/04/05	37	27	271	.730	0	0	93.4	W	16-3	
12/26/05	29	18	185	.621	2	1	89.0	W	31-21	
09/17/06	29	15	220	.517	1	1	73.9	W	24-17	
11/12/06	36	24	253	.667	1	1	84.6	L	14-17	
09/09/07	28	22	297	.786	3	0	146.6	W	38-14	
12/16/07	27	14	140	.519	0	1	51.5	W	20-10	
09/20/09	47	23	216	.489	0	1	53.1	L	9-16	
11/22/09	41	28	310	.683	1	0	98.6	W	31-14	
09/19/10	36	20	248	.556	2	2	72.5	L	14-28	
12/06/10	29	21	326	.724	4	0	148.9	W	45-3	
10/09/11	33	24	321	.727	1	1	100.7	W	30-21	
11/13/11	39	26	329	.667	3	0	119.4	W	37-16	
Totals	632	402	4590	.636	26	10	92.5		15-4	

Tom Brady vs. Jets (1-1 as a starter)

Postseason										
Date	A	C	Yd	%	TD	I	Rating	W/L	Score	
01/07/07	34	22	212	.647	2	0	101.6	W	37-16	
01/16/11	45	29	299	.644	2	1	89.0	L	21-28	
Totals	79	51	511	.646	4	1	94.4		1-1	

RECENT PATRIOTS-JETS GAMES

The Patriots and Jets have played 24 times since 2001, with New England holding a 17-7 advantage in those games.

PATRIOTS-JETS SERIES SINCE 2001

Patriots 17, Jets 7				
Date	Result	Score	H/A	Stadium
09/23/01	L	3-10	H	Foxboro Stadium
12/02/01	W	17-16	A	Giants Stadium
09/15/02	W	44-7	A	Giants Stadium
12/22/02	L	17-30	H	Gillette Stadium
09/21/03	W	23-16	H	Gillette Stadium
12/20/03	W	21-16	A	Giants Stadium
10/24/04	W	13-7	H	Gillette Stadium
12/26/04	W	23-7	A	Giants Stadium
12/04/05	W	16-3	H	Gillette Stadium
12/26/05	W	31-21	A	Giants Stadium
09/17/06	W	24-17	A	Giants Stadium
11/12/06	L	14-17	H	Gillette Stadium
01/07/07*	W	37-16	H	Gillette Stadium
09/09/07	W	38-14	A	Giants Stadium
12/16/07	W	20-10	H	Gillette Stadium
09/14/08	W	19-10	A	Giants Stadium
11/13/08	L	31-34 OT	H	Gillette Stadium
09/20/09	L	9-16	A	Giants Stadium
11/22/09	W	31-14	H	Gillette Stadium
09/19/10	L	14-28	A	Meadowlands Stadium
12/06/10	W	45-3	H	Gillette Stadium
01/16/11*	L	21-28	H	Gillette Stadium
10/09/11	W	30-21	H	Gillette Stadium
11/13/11	W	37-1	A	MetLife Stadium

*-Playoffs

CONNECTIONS

New England Ties

- Jets **DE Mike DeVito** is a native of Wellfleet, Mass., and played college football at Maine from 2003-06.
- Jets Offensive Coordinator **Tony Sparano** played center at the University of New Haven from 1978-82. Sparano returned to New Haven in 1984 when he received his first coaching position and spent four seasons (1984-87) serving as the offensive line coach and recruiting coordinator. Sparano left New Haven following the 1987 season and took a job with Boston University as the offensive line coach, recruiting coordinator and academic liaison. After serving in that capacity for two seasons, Sparano was promoted to



PATRIOTS VS. JETS

CONNECTIONS (continued)

offensive coordinator at BU. Sparano would return to New Haven once again in 1994 and serve as head coach through the 1998 season.

- Jets Head Strength & Conditioning Coach **Bill Hughan** served as an assistant coach at Yale University in New Haven, Conn., from 1997-98.
- Jets Offensive Line Coach **Dave DeGuglielmo** was born in Cambridge, Mass., graduated from Lexington High School in 1986 and was a member of the Boston University offensive line from 1986-90. DeGuglielmo has held a number of coaching positions throughout New England during his career and has coached at Boston College (graduate assistant OL 1991-92) Boston University (OL 1993-95, OL/Assistant Head Coach 1996) and the University of Connecticut (OL 1997-98).
- Jets Defensive Quality Control Coach **Brian Smith** coached seven seasons at the University of Massachusetts and spent time coaching the defensive backs, linebackers and wide receivers during his tenure.

New York and New Jersey Ties

- **CB Kyle Arrington** played football at Hofstra University from 2004-07.
- **S Steve Gregory** was born in Brooklyn, N.Y., and was named *Newsday* and *New York Daily News* All-City WR at Curtis High School in Staten Island, N.Y. Gregory rushed for a borough-record 2,060 yards as a senior and finished his high school career with 51 touchdowns, 184 tackles and five interceptions.
- **CB Devin McCourty** is a native of Montvale, N.J. and attended Saint Joseph's High School before moving on to Rutgers University.
- **DL Justin Francis** played at Rutgers University from 2007-11.
- Safeties Coach **Brian Flores** is a native of Brooklyn, N.Y. and attended Poly Prep, where he was a running back and linebacker.
- Coaching Assistant **Steve Belichick** attended Rutgers University where he played four years of lacrosse and spent one season as the long snapper for the football team.

Former Patriots

- Jets **RB Lex Hilliard** had a brief stint with the Patriots earlier this season. Hilliard was signed by New England on Sept. 4 and waived on Sept. 19. Hilliard appeared in two games for the Patriots and tallied one carry for two yards.
- Jets Quarterbacks Coach **Matt Cavanaugh** was a second-round draft pick of the Patriots in 1978 and played for New England for five years (1978-82).

Former Jets

- Patriots **Head Coach Bill Belichick** spent the 1997-1999 seasons as asst. head coach/secondary for the Jets before moving to New England for the 2000 season. The 1998 Jets became AFC East Champions under Belichick's guidance.
- Patriots **Linebackers Coach Pepper Johnson** played two seasons with the Jets (1997-98).
- Patriots **RB Danny Woodhead** was a member of the Jets in 2008 and through the first week of the 2010 season. **Woodhead** was released by the Jets on Sept. 14 and signed by the Patriots four days later.
- Patriots **CB Marquice Cole** played for the Jets from 2009-11.

Former Teammates

- Jets **QB Tim Tebow** played for the Broncos from 2010-11 and spent time with Patriots **WR Brandon Lloyd** (2010) and Patriots **TE Daniel Fells** (2011).
- **Lloyd** also played with Jets **T Jason Smith** in St. Louis during the 2011 season. Smith was also teammates with Patriots **TE Michael Hoomanawanui** in St. Louis from 2010-11.

CONNECTIONS (continued)

- Patriots **LB Tracy White** teamed up with Jets **DT Daniel Muir** for the Packers in 2007.
- Patriots **DE Trevor Scott** played with Jets **WR Chaz Schillens** in Oakland from 2008-11.
- Patriots **LB Bobby Carpenter** and Jets **DB Aaron Berry** were defensive teammates for the Detroit Lions from 2010-11.
- Patriots **S Steve Gregory** and Jets **CB Antonio Cromartie** roamed the San Diego Chargers secondary together from 2006-09.
- Jets **S Jeremiah Bell** played for the Miami Dolphins from 2004-11 and teamed up with a number of Patriots players. Bell played with Patriots **WR Wes Welker** (2005-06), Patriots **OL Donald Thomas** (2008-09), Patriots **DL Rob Ninkovich** (2007-08) and Patriots **LB Bobby Carpenter** (2010).
- Carpenter was teammates with Jets **K Nick Folk** in Dallas from 2007-09.
- Jets **S LaRon Landry** teamed up with Patriots **WR Brandon Lloyd** for one season in Washington (2007).
- Patriots **LB Niko Koutouvides** played one season in Tampa Bay with Jets **P Robert Malone** (2010).

Former College Teammates

- Jets **QB Greg McElroy** played at the University of Alabama with Patriots **DL Brandon Deaderick** (2006-08) and **LB Dont'a Hightower** (2008-10).
- Jets **QB Tim Tebow** teamed up with Patriots players **DE Jermaine Cunningham** (2006-09), **TE Aaron Hernandez** (2007-09) and **LB Brandon Spikes** (2006-09) at the University of Florida.
- Patriots **OL Marcus Cannon** and Jets **WR Jeremy Kerley** were teammates at TCU from 2007-10.
- Patriots **WR Brandon Lloyd** played at the University of Illinois with Jets **G Brandon Moore** from 1999-01. Patriots rookie **DB Tavon Wilson** and Jets **TE Jeff Cumberland** also played together for the Fighting Illini from 2008-09.
- Patriots **DE Rob Ninkovich** played with Jets **TE Dustin Keller** at Purdue from 2004-05.
- Patriots **LB Bobby Carpenter** and Jets **C Nick Mangold** were teammates for their entire college careers at Ohio State University (2002-05).
- Patriots rookie **DB Alfonzo Dennard** played one season (2008) with Jets **G Matt Slauson** at Nebraska.
- Patriots **P Zoltan Mesko** and Jets **LB David Harris** played together at the University of Michigan from 2005-06.
- Patriots **G Logan Mankins** played at Fresno State with Jets **LB Garrett McIntyre** from 2002-04. Patriots **C Ryan Wendell** played with McIntyre for one season (2004) and also played with Jets **P Robert Malone** from 2006-07.
- Patriots **RB Stevan Ridley** was teammates with Jets **S LaRon Landry** for one season at LSU (2007).

FIRST 2011 MEETING: PATRIOTS 30, NEW YORK JETS 21

October 9, 2011 ★ Gillette Stadium

	1	2	3	4	Final
New York Jets	0	7	7	7	21
New England Patriots	7	3	14	6	30

The New England Patriots won their 19th straight game at home behind a career-high 136 yards rushing by RB BenJarvus Green-Ellis that included two touchdown runs in a 30-21 win against the New York Jets.

Tom Brady was strong again, completing 24-of-33 passes for 321 yards with a touchdown as the Patriots scored 30 or more points for the 13th straight game. Wes Welker had his third straight 100-yard receiving game after finishing with five receptions for 124 yards.

New England never trailed after scoring the game's first 10 points and led 10-7 at halftime.



PATRIOTS VS. JETS

FIRST 2011 MEETING:

PATRIOTS 30, NEW YORK JETS 21 (continued)

Trailing 27-14 in the fourth quarter, the Jets staged a comeback effort with an 85-yard touchdown drive to make it 27-21, but the Patriots answered on the next series with a 13-play, 69-yard drive that took 13:58 off the clock and ended with a field goal to secure the 30-21 victory.

With a 10-7 lead to open the second half, Brady connected with Welker on a 73-yard gain and three plays later Brady found WR Deion Branch on a 2-yard touchdown for a 17-7 lead. The Jets returned the ensuing kickoff 88 yards to set up a 9-yard touchdown pass from QB Mark Sanchez to WR Jeremy Kerley to cut the lead to 17-14.

Green-Ellis added his second touchdown run at the end of the third quarter to finish an 11-play, 77-yard drive and Gostkowski added a 24-yard field goal early in the fourth quarter for a 27-14 lead.

The Patriots defense forced the Jets' offense into seven three-and-outs in 12 possessions, including the first four drives of the game to take a 10-0 lead. The Jets did not get a first down until 10:27 remaining in the second quarter.

After the Jets executed a 13-play, 78-yard touchdown drive, the Patriots got the ball back with 3:17 to play in the first half and reached the Jets 11-yard line before a Brady pass intended for TE Aaron Hernandez was intercepted by CB Antonio Cromartie to end the drive as time expired in the first half. It was the first regular season red zone interception at home in Brady's career.

The Patriots defense held the Jets to just 14 first downs and only 166 yards passing.

SECOND 2011 MEETING:

PATRIOTS 37, NEW YORK JETS 16

November 13, 2011 ★ MetLife Stadium

	1	2	3	4	Final
New England Patriots	6	7	10	14	— 37
New York Jets	0	9	0	7	— 16

In a showdown for first place in the AFC East, the Patriots took control of the division with a convincing 37-16 win over the New York Jets at MetLife Stadium in a Sunday Night Football game to improve to a 6-3 record. New England earned its 14th series sweep in the annual series following a 30-21 win in the first meeting.

Tom Brady threw for 329 yards and three touchdown passes, including two to TE Rob Gronkowski, to help the Patriots end a two-game losing streak and get back on track. Gronkowski finished the game with 8 receptions for 113 yards with the two scores. K Stephen Gostkowski drilled three field goals, including a 50-yard field goal in the first quarter.

After the Jets made it close at 23-16 early in the fourth quarter, Brady led the Patriots down the field on an 84-yard drive that ended in an 8-yard touchdown pass to WR Deion Branch for a 30-16 lead. Linebacker Rob Ninkovich sealed the victory when he picked off a QB Mark Sanchez pass on the next possession and returned it 12 yards for a touchdown to make it 37-16 midway through the fourth quarter. In addition to a two-interception game by Ninkovich, the Patriots defense was led by DE Andre Carter, who tied the Patriots' franchise record with a career-high 4.0 sacks.

The Jets opened the game with an impressive drive deep into New England territory before missing a 24-yard field goal. New England responded with two consecutive scoring drives that ended in field goals for a 6-0 first quarter lead. The Jets were able to get pressure on Brady for most of the second quarter and forced an intentional grounding call against Brady in the end zone for a safety with under five minutes to play in the first half. The Jets capitalized on the free kick and marched

SECOND 2011 MEETING:

PATRIOTS 37, NEW YORK JETS 16 (continued)

65 yards on 7 plays before Sanchez scored on a 2-yard run for a 9-6 lead.

New England took the ensuing kickoff with 1:20 to play and moved to the New York 18-yard line where Brady connected with Gronkowski on a touchdown to recapture the lead at 13-9 before the end of the first half.

The Patriots turned two Jets turnovers into points in the third quarter to extend their lead to 23-9. LB Niko Koutouvides recovered a muffed punt at the New York 13-yard line midway in the third quarter to help set up a 27-yard field goal by Gostkowski. Then on the next possession, Ninkovich intercepted Sanchez at the New England 25-yard line. The New England offense took over and drove to the New York 5-yard line where Brady connected with Gronkowski on his second touchdown.

WHAT TO LOOK FOR THIS WEEK VS. NY JETS

TOM BRADY

- With one touchdown pass against the Jets, Tom Brady will extend his streak to 39 straight games with at least one touchdown pass and continue his third longest streak all time, behind Drew Brees (48-current) and Johnny Unitas (47).
- Brady has 49 career 300 yard games in the regular season and needs one more to break a tie with Warren Moon (49) for 7th place all time.
- Brady has two rushing touchdowns in 2012 and needs one more to tie his single-season career high of three set in 2011.

STEPHEN GOSTKOWSKI

- Stephen Gostkowski (7-of-10) needs one more 50-yard field goal to tie Adam Vinatieri (8-of-17) for most 50-yard field goals in Patriots history.
- Gostkowski has two 50-yarders so far in 2012 and can become the first Patriots player with three 50-yard field goals in a single season.

WES WELKER

- Wes Welker has four straight 100-yard games and needs one against the Jets to set a team mark. He is tied with Randy Moss (2007) with four straight 100-yard games.
- Welker (16) needs one more 10-plus catch game to break a second place tie with Marvin Harrison (15) and tie Jerry Rice (17) for the most 10-catch games in NFL history.
- Welker has caught 10-plus catches in two straight games to tie his personal best. He had two back-to-back 10-plus catch games in 2009. If he has a 10-plus catch game against the Jets he will be the first with three straight 10-plus catch games since Andre Johnson of Houston in 2008. The NFL record for most consecutive 10-catch games is three by Johnson, Brett Perriman (1995) and Reggie Wayne (2007-08).
- Welker needs one reception to extend his streak to 84 straight regular-season games with at least one reception as a member of the Patriots to extend his franchise record. Welker has an overall streak of 100 straight regular-season games with at least one reception, including his time with the Miami Dolphins.

TEAM

- The Patriots have gained at least 350 total yards in 15 consecutive games and need to accomplish the feat against the Jets to tie the 1999-2000 St. Louis Rams for the longest streak in NFL history.
- The Patriots ran 89 offensive plays vs. Denver (10/7) and 85 offensive plays at Seattle (10/14). If they have 80 or plays against the Jets they will be the first team to do so in three straight games since the 1983 Dallas Cowboys.



LAST GAME: PATRIOTS AT SEAHAWKS

SEATTLE 24, PATRIOTS 23

October 14, 2012 ★ CenturyLink Field

	1	2	3	4	Final
New England Patriots	7	10	3	3	23
Seattle Seahawks	10	0	0	14	24

The Seattle Seahawks scored 14 points in the final 7:31 to overtake the New England Patriots, 24-23, at CenturyLink Field. Seattle rookie QB Russell Wilson found WR Sidney Rice behind the New England secondary for a 46-yard touchdown with 1:18 remaining in the game. Earlier in the quarter Wilson hit WR Braylon Edwards on fourth down for a 10-yard touchdown to get the Seahawks within 23-17.

New England had a final chance to get ahead. Starting at their own 20-yard line with 1:14 left, QB Tom Brady missed on a deep pass to WR Brandon Lloyd on first down, was sacked on second down, threw an incomplete pass to TE Aaron Hernandez on third down and his fourth-down completion to WR Wes Welker was short of the first down marker, allowing Seattle to run out the final 51 seconds to secure the win.

The Patriots squandered two scoring opportunities in the game. The Patriots had a 17-10 lead late in the first half and Seattle was forced to punt from their own 38-yard line with 48 seconds to play. Seattle P Jon Ryan fumbled the snap and was tackled by DE Trevor Scott and LB Bobby Carpenter, allowing the Patriots to take over at the Seattle 24-yard line with 40 seconds left in the first half. The Patriots moved to the 3-yard line with 6 seconds to play when Brady attempted a pass to the end zone that fell incomplete with one second to play. However, Brady was called for intentional grounding, a penalty that requires a 10-second run off, ending the half and the Patriots scoring opportunity. Early in the fourth quarter, Brady threw his second interception of the game when he was picked off by Seattle CB S Earl Thomas in the end zone to end a 15-play, 60-yard drive.

The Patriots drove into Seattle territory a total of eight times with six drives inside the 20-yard line, but scored just one touchdown and were forced to settle for three field goals.

The matchup between the Patriots' No. 1 ranked offense and Seattle's No. 1 ranked defense turned into a showcase for Wilson, who finished 16-of-27 for 293 yards and three touchdowns. Seattle gained 158 yards in the first quarter, then just 70 in the second and third quarter before 140 yards and a 14-point rally in the fourth quarter. Wilson had passes of 50 and 51 yards to set up touchdowns in addition to a 46-yard touchdown pass.

The Seattle defense gave up 475 yards after not allowing any of its first five opponents to top 300. Brady was 36-of-58 for 395 yards with one touchdown and two second half interceptions. Welker had his fourth straight 100-yard game, finishing with 10 receptions for 138 yards and one touchdown.

Seattle scored a field goal on its first possession, but New England answered on its ensuing drive when Brady connected with Welker for a 46-yard touchdown. Seattle answered that score when Wilson found WR Doug Baldwin for a 50-yard gain before finishing the drive with a 24-yard touchdown to Baldwin for a 10-7 first quarter lead.

New England scored 16 unanswered points to take a 23-10 lead into the fourth quarter. Brady culminated a 15-play, 80-yard drive with a 1-yard touchdown pass to Hernandez in the second quarter for a 14-10 lead. K Stephen Gostkowski drilled a 25-yard field goal in the second quarter, a 35-yarder in the third quarter and another 35-yarder in the fourth quarter.

Rookie DE Chandler Jones had two sacks, including a forced fumble on his first sack, to help set up a field goal. LB Jerod Mayo forced a fumble in the fourth quarter that set up a field goal.

WELKER HAS 16TH CAREER 10-PLUS CATCH GAME

With 10 receptions against Seattle, Wes Welker had his 16th career game with 10 or more catches, the most among active NFL players. Welker's 16 career 10-plus catch games are tied with Marvin Harrison (16) for second all-time, behind Jerry Rice (17).

WELKER TIES JERRY RICE FOR THE MOST 10-CATCH, 100-YARD GAMES IN NFL HISTORY

Wes Welker tied Jerry Rice with his 15th NFL game with 10 receptions and 100-yards receiving for the most in NFL history. Welker entered the Seattle game tied with Andre Johnson (14) and Marvin Harrison (14) for second place. Welker finished with 10 receptions for 138 yards.

WELKER HAS FOURTH STRAIGHT 100-YARD GAME TO TIE TEAM RECORD

Welker had his fourth straight 100-yard game to tie the team mark after finishing with 138 against Seattle. Randy Moss opened his Patriots career with four straight 100-yard games in 2007. The NFL record for most consecutive games with 100 yards or more receiving is seven by Charley Hennighan (Houston) in 1961 and Michael Irvin (Dallas) in 1995.

WELKER HAS FOUR 100-YARD GAMES IN 2012

Welker now has four 100-yard games in 2012. Welker had a personal best with eight 100-yard games in 2011. Moss (2007) and Stanley Morgan (1986) have the New England record with nine 100-yard games in a single season.

WELKER'S 46-YARD TOUCHDOWN IS THE SECOND LONGEST TOUCHDOWN CATCH OF HIS CAREER

Welker's 46-yard touchdown pass from Tom Brady in the first quarter is the second longest touchdown reception of his career to the 99-yard touchdown reception he had at Miami on Sept. 12, 2011.

PATRIOTS TOP RANKED OFFENSE CONNECTS AGAINST SEATTLE'S TOP RANKED DEFENSE

Seattle entered the game with the NFL's top ranked defense and was surrendering a league-low 258.6 yards per game, ranked second in points allowed (14.0) and fifth with 192.0 yards passing. The Patriots gained 475 yards in total offense, scored 23 points and gained 388 yards passing.

AARON HERNANDEZ MAKES HIS RETURN

TE Aaron Hernandez returned to action after missing three games with an ankle injury that occurred in the 2012 home opener vs. Arizona on Sept. 16. He finished the game with 6 receptions for 30 yards, including a 1-yard touchdown catch in the second quarter.

JERMAINE CUNNINGHAM MAKES HIS FIRST START OF THE YEAR

Jermaine Cunningham made his first start of the season when he lined up at end and Rob Ninkovich moved to linebacker due to the injury to rookie LB Dont'a Hightower.

CONSECUTIVE GAMES WITH AT LEAST ONE TOUCHDOWN PASS CONTINUES FOR BRADY

Tom Brady has now thrown at least one touchdown pass in 38 straight regular season games following a 46-yard touchdown pass to WR Wes Welker in the first quarter. It is the third longest streak, behind Drew Brees at 48 (current) and Johnny Unitas (47) (1956-60).

BRADY TIES WARREN MOON WITH 49TH 300-YARD GAME

Brady had his 49th career 300-yard game after finishing with 395 yards at Seattle to tie hall of famer Warren Moon for the seventh most 300-yard games in NFL history. The 395 yards are the fifth best in Brady's career.

CHANDLER JONES HAD FIRST TWO-SACK GAME

First round pick Chandler Jones had his first NFL two-sack game to increase his team-lead to five sacks on the year. He forced a fumble that was recovered by LB Rob Ninkovich on a 3-yard sack in the second quarter and had a 5-yard sack in the third quarter.



PATRIOTS 2012 TEAM NOTES

GIL SANTOS – THE VOICE OF THE PATRIOTS

For most Patriots fans, there has been but one "Voice of the New England Patriots" and it belongs to Gil Santos. Now in his 36 season, Santos has articulated the sights, sounds and all the play-by-play action for 733 games to millions of Patriots fans. Santos is tied with the Philadelphia Eagles' veteran play-by-play announcer, Merrill Reese, as the two most tenured radio broadcasters in the NFL. Santos began calling games for the Boston Patriots at Fenway Park in 1966. He was the voice of the Patriots for the next 14 seasons (1966-79). He returned to the booth in 1991 and has broadcast every Patriots game since then.



PATRIOTS NAME 2012 TEAM CAPTAINS

The Patriots team captains are the same six who served as captains in 2011. The Patriots' 2012 captains were elected by their teammates. Quarterback Tom Brady and G Logan Mankins are the offensive captains. Nose tackle Vince Wilfork, LB Jerod Mayo and CB Devin McCourty are the defensive captains. Wide receiver Matthew Slater is the special teams captain. Brady has been chosen as a captain for the 11th straight season. Wilfork is a captain for the fifth straight season, while Mayo, is in his fourth season serving as a captain. Mankins, McCourty and Slater are captains for a second time.

TOM BRADY AND WELKER SCORE ON A 99-YARD PASS

Tom Brady connected with Wes Welker on a 99-yard touchdown in the fourth quarter of the 2011 season-opener at Miami (9/12/11). The 99-yard play tied the NFL record for the longest offensive play, which has been accomplished 14 times.

(13) 99-YARD PASS PLAYS

Frank Filchock to Andy Farkas, Wash. vs. Pitt. – Oct. 15, 1939
George Izo to Bobby Mitchell, Wash. vs. Clev. – Sept. 15, 1963
Karl Sweetan to Pat Studstill, Det. vs. Balt. – Oct. 16, 1966
Sonny Jurgensen to Gerry Allen, Wash. vs. Chic. – Sept. 15, 1968
Jim Plunkett to Cliff Branch, LA Raiders vs. Wash. – Oct. 2, 1983
Ron Jaworski to Mike Quick, Phil. vs. Atl. – Nov. 10, 1985
Stan Humphries to Tony Martin, SD. vs. Sea.. -Sept. 18, 1994
Brett Favre to Robert Brooks, GB vs. Chic. – Sept. 11, 1995
Trent Green to Marc Boerigter, KC vs. SD. – Dec. 22, 2002
Jeff Garcia to Andre Davis, Clev. vs. Cin. – Oct. 17, 2004
Gus Ferrotte to Bernard Berrian, Minn. vs. Chi. – Nov. 30, 2008

Tom Brady to Wes Welker, NE at Mia. – Sept. 12, 2011
Eli Manning to Victor Cruz, NY Giants at NY Jets – Dec. 24, 2011

(1) 99-YARD RUN PLAY

Tony Dorsett, Dal. vs. Minn.- Jan. 3, 1983

ANNUAL ACHIEVEMENTS

The Patriots won more than half of their games for the 11th straight year with a 13-3 record in 2011. They are the first team to win more than half of their games in 11 straight seasons since fever agency began in 1993.

The Patriots are the fourth team to win more than half of their games in 11 straight seasons since the 1970 AFL-NFL merger, joining the 49ers (16 straight from 1983-1998), the Cowboys (16 straight from 1970-85) and the Raiders (11 straight from 1970-80).

The Patriots have now won nine or more games in 15 of the 18 seasons Robert Kraft has owned the team.

MOST CONSECUTIVE WINNING SEASONS (since 1970 merger)

San Francisco (1983-98)..... 16
Dallas (1970-85)..... 16
New England (2001-11).....11
Oakland (1970-80)..... 11

PATRIOTS HAVE THE MOST 9+ WIN SEASONS SINCE 2001

The Patriots are the only team in the NFL to have recorded nine or more wins in each of the last 11 seasons.

MOST SEASONS OF 9+ WINS SINCE 2001

New England.....11
Pittsburgh..... 9
Indianapolis..... 9
Philadelphia..... 8

PATRIOTS WIN 10+ FOR THE NINTH STRAIGHT YEAR

New England has reached at least 10 regular-season wins for nine consecutive seasons, joining San Francisco (16) and Indianapolis (9) as the only teams to accomplish the feat.

Team	Years	Consecutive Seasons with 10+ Wins
San Francisco	1983-1998	16
New England	2003-present	9
Indianapolis	2002-2010	9

PATRIOTS EARNED NUMBER ONE SEED IN AFC PLAYOFF FIELD FOR SECOND STRAIGHT SEASON

The Patriots were the number one seed in the AFC playoff field for the second straight season in 2011. The Patriots have now earned the number one seed four times (2011, 2010, 2007 and 2003) in the past nine seasons. New England is the first team since Philadelphia (2002, 2003 and 2004) to have the top seed in its conference in at least two straight years and is the first AFC team to have the first seed in two straight years since Buffalo in 1990 and 1991.

PATRIOTS SET THE NFL RECORD FOR MOST CONSECUTIVE GAMES AT .500 OR BETTER

The loss to Baltimore on Sept. 23, 2012 ended the Patriots run of 145 consecutive games at .500 or better, the longest such streak in NFL history. Dallas had the second longest streak ever with 115 games at .500 or better (1965-1974). At 1-2, the Patriots were under .500 for the first time since starting the 2003 season with an 0-1 record.

PATRIOTS WICKED GOOD IN OCTOBER

The Patriots are 33-7 in the month of October since the 2003 season and have won 24 out of their last 28 October games. The Patriots are 19-1 at home and 14-6 on the road during that time in October. The Patriots only home loss during that time was a 41-17 victory by the visiting San Diego Chargers on October 2, 2005.

NFL'S TOP OCTOBER RECORDS SINCE 2003

Team	W	L	T	Pct.
New England Patriots	33	7	0	.825
New York Giants	29	9	0	.763
Indianapolis Colts	23	12	0	.657
Pittsburgh Steelers	23	13	0	.639

DIVISIONAL DOMINANCE II

The Patriots have the highest winning percentage in division games from November until the end of the season since 2002.

Team	W	L	T	Pct.
New England	27	7	0	.794
Indianapolis	25	9	0	.735
San Diego	25	9	0	.735
Green Bay	27	10	0	.730
Pittsburgh	27	11	0	.710



PATRIOTS 2012 TEAM NOTES

STRONG IN THE SECOND HALF

Since 2001, the Patriots have done a remarkable job of finishing the season strong, compiling an NFL-best 69-16 (.812) record in games on or after Thanksgiving.

PATRIOTS BEFORE AND AFTER THANKSGIVING SINCE 2001

Season	Pre-Thanksgiving	Post-Thanksgiving	Overall
2001	5-5 (.500)	9-0 (1.000)	14-5*
2002	6-5 (.545)	3-2 (.600)^	9-7
2003	9-2 (.818)	8-0 (1.000)	17-2*
2004	9-1 (.900)	8-1 (.889)	17-2*
2005	6-4 (.600)	5-3 (.625)	11-7*
2006	7-3 (.700)	7-2 (.777)	14-5*
2007	10-0 (1.000)	8-1 (.889)	18-1*
2008	7-4 (.636)	4-1 (.800)	11-5
2009	7-3 (.700)	3-4 (.429)	10-7*
2010	8-2 (.800)	6-1 (.857)^	14-3*
2011	7-3 (.700)	8-1 (.889)	15-4*
Totals	81-32 (.717)	69-16 (.812)	150-48

*Includes playoffs ^Includes games played on Thanksgiving

BEST RECORDS IN GAMES PLAYED ON OR AFTER THANKSGIVING SINCE 2001

(Includes regular-season and playoff games)

Team	W	L	T	Pct.
New England	69	16	0	.812
Pittsburgh	58	24	0	.707
Philadelphia	52	29	0	.642
San Diego	45	26	0	.634
Green Bay	49	29	0	.628

HOME RECORD IN DECEMBER SINCE 2002

With a 20-1 record, the New England Patriots have the best home record in December in the NFL since Gillette Stadium opened in 2002. The Patriots have won 19 straight at home in December. This year the Patriots will play three of their final four regular season games at home.

Team	W	L	T	Pct.
New England	20	1	0	.952
Green Bay	18	4	0	.818
Indianapolis	19	6	0	.760
Denver	13	5	0	.722
Philadelphia	14	6	0	.700

NFL'S TOP DECEMBER RECORD SINCE 2001

The Patriots have an NFL-best 41-5 record in the month of December since the 2001 season, including a 4-0 record in 2011.

Rk	Team	Record
1	New England Patriots	41-5
2	Philadelphia Eagles	35-12
3	Pittsburgh Steelers	34-14
4	Indianapolis Colts	31-17
5	San Diego Chargers	31-18

The Patriots have finished undefeated in December seven times since 2001: (2001 - 4-0), (2003 - 4-0), (2005 - 4-0), (2007 - 5-0), (2008 - 4-0), (2010 - 4-0) and (4-0-211).

BEST RECORDS IN THE FINAL FOUR GAMES OF THE SEASON SINCE 2006

Team	W	L	T	Pct.
New England	22	2	0	.917
San Diego	22	2	0	.917
Philadelphia	19	5	0	.792
Baltimore	18	6	0	.750

PATRIOTS TIE THE NFL RECORD FOR MOST 30-POINT GAMES IN A SINGLE SEASON

The Patriots scored 30 points 12 times in 2011 to tie the NFL record for most 30-point games in a single season. The 2007 Patriots and the 1999 St. Louis Rams also had a dozen 30 point games. The NFL record for most consecutive 30-point games in a single season is eight by the 2007 and 2010 Patriots and the 2000 St. Louis Rams. The Patriots have scored 30 points or more in four of their first six games so far in 2012.

TWO PLAYERS WITH 100 YARDS FOR THE FIFTH TIME IN 2011

The Patriots had five games with two players over 100 yards receiving in 2011.

2011 games with two receivers reaching 100 yards

- Wes Welker (160) and Aaron Hernandez (103) at Miami (9/12/11)
- Welker (217) and Rob Gronkowski (109) at Buffalo (9/25/11)
- Welker (136) and Gronkowski (101) vs. NY Giants (11/6/11)
- Welker (115) and Deion Branch (125) at Philadelphia (11/27/11)
- Gronkowski (108) and Hernandez (138) vs. Buffalo (1/1/12).

The Patriots had back-to-back weeks with two receivers over 100 yards in 2012 - at Baltimore (9/23) (Wes Welker 142 and Brandon Lloyd 108) and at Buffalo (9/30) (Welker 129 and Rob Gronkowski 106). The Patriots have had back-to-back games with two receivers reaching 100 yards four times in team history.

PATRIOTS SCORE TOUCHDOWNS

The Patriots are second in the NFL in 2012 with 21 touchdowns. The Patriots are on pace to finish with 56 total touchdowns, which would be fourth in team history to the 75 scored in 2007, the 65 scored in 2010 and the 61 in 2011.

MOST TOUCHDOWNS IN A SEASON / PATRIOTS

75 in 2007
65 in 2010
61 in 2011
52 in 1961 and 1980

2012 PATRIOTS LEAD THE NFL WITH 165 POINTS

The Patriots are first in the NFL with 188 points in 2012 and are on pace for 501 points. It would be the third straight season scoring 500 or more points for the Patriots. If the Patriots keep their current scoring pace and finish with 501 points, it would be fourth in team history. The Patriots became the third team to ever have at least five straight 400-point seasons. Indianapolis had five straight (2003-07) and San Diego has a current streak of eight straight 400 point seasons (2004-11).

MOST POINTS SCORED IN A SEASON BY THE PATRIOTS

589 in 2007
518 in 2010
513 in 2011
441 in 1980

PATRIOTS ON POINT IN 2012

The Patriots are first in the NFL with an average of 31.3 points per game so far in 2012. If they keep that pace it would be fourth in team history.

HIGHEST AVG. POINTS PER GAME BY THE PATRIOTS

36.8 in 2007
32.4 in 2010
32.1 in 2011
29.5 in 1961

PATRIOTS SET FRANCHISE RECORD FOR MOST TOTAL NET YARDS IN 2011; ARE ON PACE TO BREAK THAT RECORD IN 2012

The Patriots have 2,672 net yards through the first six games in 2012 and are on pace to finish with 7,125 yard and become just the third NFL team to finish with over 7,000 total yards. Last season, the Patriots finished the 2011 season with 6,848 total net yards, setting a new franchise record for most total net yards in a season. That total is fourth all-time in NFL history.

MOST TOTAL NET YARDS/SEASON PATRIOTS

6,848 in 2011
6,580 in 2007
6,357 in 2009

MOST TOTAL NET YARDS/ NFL

7,474 New Orleans in 2011
7,075 St. Louis in 2000
6,936 Miami in 1984
6,848 Patriots in 2011



PATRIOTS 2012 TEAM NOTES

2012 WHAT TO LOOK FOR

BILL BELICHICK

- Bill Belichick (195) needs seven more wins to move past Dan Reeves (201) into seventh place all-time.
- Belichick (17) needs one more postseason victory to move out of a tie with Joe Gibbs into sole possession of third place all-time in postseason wins. Tom Landry (20) is in first place followed by Don Shula (19).

TOM BRADY

- Tom Brady has 49 career 300-yard games. He needs one more 300-yard game to break a tie with Hall of Famer Warren Moon for sole possession of seventh place with 50 300-yard games.
- If Brady reaches 30 or more touchdowns passes in 2012 he will become just the fifth player in NFL history with at least 30 or more touchdown passes in four seasons.
- Brady needs one more postseason victory to set the NFL record for most career postseason wins by a starting quarterback. He enters 2012 tied with Joe Montana with 16 career postseason wins.
- Brady (21) needs one more AFC Offensive Player of the Week honor to break a tie with Peyton Manning (21) for the most player of the week honors in NFL history.
- If Brady reaches 4,000 passing yards in 2011, he will be just the fifth player in NFL history to reach 4,000 yards in five or more seasons: Peyton Manning (11), Dan Marino (6), Drew Brees (6) and Brett Favre (6).
- Brady has thrown at least one touchdown pass in 38 straight games. Brady's 38 straight games with at least one touchdown pass are third all-time, Drew Brees (48-current) and Johnny Unitas (47).
- Brady had at least one touchdown pass in all 16 games in each of the last two seasons and has thrown for at least one in each of the first six games of 2012. Brady and Brees are the first two quarterbacks to throw for at least one touchdown pass in all 16 games for two straight seasons.

ROB GRONKOWSKI

- Rob Gronkowski (10 touchdowns in 2010 and 18 in 2011) can become the first tight end in NFL history with three straight 10-plus touchdown seasons. Gronkowski and Antonio Gates (13 in 2004 and 10 in 2005) are the only tight ends to have back-to-back 10-plus touchdown seasons. Gronkowski has three touchdowns in the first six games of 2012.
- If Gronkowski has another 10-touchdown season in 2012, he will join Randy Moss (2007, 2008 and 2009) and Corey Dillon (2004, 2005, 2006) as the only Patriots with three straight 10-plus touchdown seasons and three 10-plus seasons overall.
- Gronkowski has 30 receiving touchdowns and 31 touchdowns overall (30 receiving and 1 rushing) since 2010. The NFL record for most receiving touchdown in a player's first three NFL seasons is 43 by Randy Moss and the NFL record for most touchdowns overall by a player in his first three NFL seasons is 47 by Barry Sanders (4 receiving and 43 rushing).

CHANDLER JONES

- Chandler Jones has three forced fumbles in 2012. The Patriots record for most forced fumbles in a season is five by Mike Vrabel in 2007.

WES WELKER

- If Wes Welker reaches 100 receptions in 2012, he will become the first player in NFL history with five 100-catch seasons.
- Welker now has 16 10-plus catch seasons and needs two more 10-plus catch games to become the NFL's all-time leader. Jerry Rice is in first place with 17 10-reception games, followed by Marvin Harrison (16) and Welker (16).
- Welker (15) needs one more game with 10 receptions and 100 receiving yards to break a tie with Jerry Rice (15) for the most in NFL history.
- Welker has caught 10 or more passes in two straight games and needs to catch 10 or more against the Jets for three straight to tie an NFL record set by Andre Johnson (2008), Brett Perriman (1995) and Reggie Wayne (2007-08).

PATRIOTS DEFENSE HOLDS TENNESSEE TO JUST 20 YARDS RUSHING IN 2012 OPENER

The Patriots defense held the Titans to just 20 yards rushing on 16 attempts for a 1.3-yard average in the 2012 season opener. The 20 yards rushing allowed are the fifth-lowest total in Patriots history and the lowest total since holding Buffalo to 14 yards rushing on Dec. 11, 2005 in Buffalo.

FEWEST YARDS ALLOWED RUSHING IN A GAME

2 at San Diego, Dec. 17, 2001

14 at Buffalo, Dec. 11, 2005

14 vs. Kansas City, Oct. 11, 1998

19 vs. Houston, Nov. 1, 1963.

20 at Tennessee, Sept. 9, 2012

20 vs. Seattle, Dec. 4, 1988

PATRIOTS HAD TWO RUNNING BACKS REACH 100 YARDS RUSHING AT BUFFALO IN 2012

Rookie RB Brandon Bolden (137) and RB Stevan Ridley (106) both rushed for over 100 yards at Buffalo on Sept. 30. It is the first time the Patriots had two 100-yard rushers in the same game since Nov. 23, 1980 at Baltimore Colts when Don Calhoun (106) and Vagas Ferguson (100) each had 100 yards rushing.

2012 PATRIOTS HAVE FIRST BACK-TO-BACK 200 YARD RUSHING GAMES SINCE 1978

The Patriots had more than 200 rushing yards in back-to-back games for the first time since 1978. Vs. Denver (10/7), New England finished the game with a total of 251 rushing yards on 54 carries. The previous week at Buffalo (9/30), New England had a total of 247 rushing yards. The last time New England had 200-plus rushing yards in consecutive games was when it followed a 213-yard performance on Dec. 3, 1978 at Dallas with a 249-yard effort against Buffalo on Dec. 10, 1978. It is the 69th time in franchise history that they have rushed for 200 yards in a game. It is the most rushing yards in a game since gaining 277 at Oakland on Dec. 14, 2008.

SECOND TIME IN NFL HISTORY A TEAM HAS TWO 100-YARD RUSHERS, TWO 100-YARD RECEIVERS AND A 300-YARD PASSER

The Patriots had two 100-yard rushers (Brandon Bolden 137 and Stevan Ridley 106), two 100-yard receivers (Wes Welker 129 and Rob Gronkowski 104) and a 300-yard passer (Tom Brady 340) in the win at Buffalo (9/30) for the first time in team history. It is the second time in NFL history that feat has been accomplished. Green Bay was the first team to do so on Dec. 28, 2008 in a win vs. Detroit when Ryan Grant (106) and DeShawn Wynn (106) rushed for over 100 yards, Donald Driver (111) and Greg Jennings (101) went over 100 yards receiving and Aaron Rodgers (308) passed for over 300 yards.

PATRIOTS TIED A TEAM RECORD WITH FOUR RUSHING TOUCHDOWNS AT BUFFALO

The Patriots tied a team record with four rushing touchdowns in the win at Buffalo (9/30). It is the seventh time and the first time since Oct. 16, 1983 vs. San Diego that the Patriots scored on four rushing touchdowns in a game.

PATRIOTS OFFENSE GAINS 580 YARDS AT BUFFALO

The Patriots chalked up 580 yards in total offense at Buffalo (9/30), the fourth most in team history. It is the 14th time in team history that the Patriots have recorded at least 500 total yards on offense. It is the ninth time under Bill Belichick that the Patriots have accomplished the feat.

MOST TOTAL NET YARDS/GAME

622 at Miami, Sept. 12, 2011

619 vs. Tennessee, Oct. 18, 2009

597 vs. N.Y. Jets, Sept. 9, 1979

580 at Buffalo, Sept. 30, 2012.



PATRIOTS 2012 TEAM NOTES

PATRIOTS SET TEAM RECORD WITH 35 FIRST DOWNS IN THE WIN VS. DENVER

The Patriots gained a total of 35 first downs vs. Denver (10/7), marking the highest total in franchise history. New England had 18 first downs rushing, 16 first downs passing, and one first down by penalty. The previous team record for most first downs in a game was 34, achieved against the Washington on Oct. 28, 2007.

PATRIOTS ARE FIRST TEAM SINCE THE NFL MERGER TO REGISTER THREE STRAIGHT GAMES WITH 30 OR MORE FIRST DOWNS

The Patriots are the first team since the 1970 AFL-NFL merger to have recorded 30 or more first downs in three straight games with 33 at Baltimore (9/23), 33 at Buffalo (9/30) and a team-record of 35 vs. Denver (10/7).

PATRIOTS SCORE 45 SECOND HALF POINTS TO TIE A TEAM RECORD FOR MOST POINTS IN A HALF

The Patriots scored 45 points in the second half, including 31 points in the fourth quarter at Buffalo (9/3). It is tied for the highest total in a half in franchise history. The Patriots scored 45 first half points vs. Tennessee on Oct. 18, 2009 in a 59-0 win. The 31 fourth quarter points are the most in a quarter since scoring 35 second quarter points in the Titans game. In addition, the 45 points are the most by a team that trailed after halftime since the Giants had a 48 point second half vs. Baltimore on Nov. 19, 1950.

MOST POINTS/SECOND HALF

- 49 Chicago Bears vs. Philadelphia, Nov. 30, 1941
- 48 Chicago Cardinals vs. Baltimore, Oct. 2, 1950
- 48 N.Y. Giants vs. Baltimore, Nov. 19, 1950
- 45 Patriots at Buffalo, Sept. 30, 2012**
- 45 Cincinnati vs. Houston, Dec. 17, 1972

MOST POINTS IN A HALF OVERALL

- 49 Green Bay vs. Tampa Bay, Oct. 2, 1983
- 49 Chicago Bears vs. Philadelphia, Nov. 30, 1941
- 48 Buffalo vs. Miami, Sept. 18, 1966
- 48 Chicago Cardinals vs. Baltimore, Oct. 2, 1950
- 48 N.Y. Giants vs. Baltimore, Nov. 19, 1950
- 45 Patriots at Buffalo, Sept. 30, 2012**
- 45 Philadelphia vs. Washington, Nov. 15, 2010
- 45 Patriots vs. Tennessee, Oct. 18, 2009
- 45 Seattle vs. Minnesota, Sept. 29, 2002
- 45 Houston vs. Cleveland, Dec. 9, 1990
- 45 Indianapolis vs. Denver, Oct. 31, 1988
- 45 Cincinnati vs. Houston, Dec. 17, 1972
- 45 Green Bay vs. Cleveland, Nov. 12, 1967

NFL'S BEST AT HOME

Since their state-of-the-art facility opened at the beginning of the 2002 season, the Patriots own the NFL's best record at home overall. The Patriots own an overall record of 68-14 (.829) at Gillette Stadium in regular season games and a 77-16 (.828) record including playoffs.

BEST HOME RECORDS SINCE 2002 (including playoffs)

Team	W	L	T	Pct.
New England	77	16	0	.828
Baltimore	66	21	0	.759
Pittsburgh	66	23	1	.739
Indianapolis	67	25	0	.728
Green Bay	59	30	0	.663
Seattle	59	30	0	.663
San Diego	58	30	0	.659
Philadelphia	57	34	0	.626

PATRIOTS EXTEND STREAK TO 15 CONSECUTIVE GAMES WITH AT LEAST 350 YARDS

The Patriots gained 475 yards in the loss at Seattle (10/14). The Patriots have gained at least 350 total net yards in 15 consecutive games and passed the 1982-83 San Diego Chargers (14) for the second-longest streak in NFL history to the 16 by the 1999-2000 St. Louis Rams.

PATRIOTS ARE SHARP AT GILLETTE

The Patriots concluded a 20-game home winning streak with a 24-20 loss to the New York Giants on Nov. 6, 2011. It was the longest home win streak in team history. The Patriots own an overall record of 68-14 (.829) at Gillette Stadium in regular season games.

The teams with the highest winning percentage at a stadium since 1970 (minimum 25 games):

Team	Stadium	W-L-T	WIN PCT.
New England	Gillette Stadium	68-14	.829
Miami	Orange Bowl	101-22-1	.819
Pittsburgh	Heinz Field	67-22-1	.750
Minnesota	Metropolitan Stadium	64-23-1	.733
LA Rams	Memorial Coliseum	53-20-2	.726

LONGEST HOME WINNING STREAK / PATRIOTS HISTORY (REG. SEASON)

Streak	First Win	Last Win
20	Dec. 12, 2008	Oct. 16, 2011
18	Dec. 29, 2002	Sept. 8, 2005
12	Nov. 26, 2006	Sept. 7, 2008
10	Sept. 18, 1976	Oct. 30, 1977

NFL'S BEST ROAD WARRIORS

Since the start of the 2000 season, the Patriots have the best regular-season road record at 65-35 (.650).

TEAM	RECORD	PCT.
New England	65-35	.650
Philadelphia	63-35-1	.641
Indianapolis	59-39	.602
Pittsburgh	58-41	.586

PATRIOTS FORCE TURNOVERS

The Patriots lead the NFL with a +133 turnover margin since the 1994 season, including a league-leading and franchise record +28 in 2010 and an AFC leading +17 in 2011 that was third to San Francisco's +28 and Green Bay's +24. The Patriots +17 was 10 more than the second place AFC team (Houston at +7) in 2011. The Patriots are tied for the NFL lead with Atlanta in 2012 with a +10 turnover margin.

NFL TURNOVER MARGIN SINCE 1994

Rank	Team	Turnover Margin
1.	New England	+133
2.	Kansas City	+88
3.	Green Bay	+72

WHAT'S THE POINT?

During the past 12 seasons, the Patriots defense has always ranked higher in fewest points allowed than in yards allowed except for 2007 when both ranked fourth. The Patriots finished 15th in the NFL on defense by allowing an average of 21.4 points per game in 2011.

	Avg. Points Allowed	Avg. Yds Allowed
2012	22.8 (17)	371.5 (22)
2011	21.4 (15)	411.1 (31)
2010	19.6 (8)	365.5 (25)
2009	17.8 (5)	320.2 (11)
2008	19.3 (8)	309.0 (10)
2007	17.1 (4)	288.3 (4)
2006	14.8 (2)	294.4 (6)
2005	21.1 (17)	330.2 (26)
2004	16.3 (2t)	310.6 (9)
2003	14.9 (1)	291.6 (7)
2002	21.6 (17)	336.1 (23)
2001	17.0 (6)	334.5 (24)
2000	21.1 (17)	334.6 (20)

TOP OFFENSE IN 2012

The Patriots offense is ranked first in the NFL in 2012 with 445.3 yards per game. The Patriots offense has finished in the top 10 five straight seasons. Since the 1970 merger, the Patriots offense has finished in the top 10 a total of 16 times, including seven times under Bill Belichick.

Year	Rank
2011	2 (428.0)
2010	8 (363.8)
2009	3 (397.3)
2008	5 (365.4)
2007	1 (411.3)



PATRIOTS SUSTAINING SUCCESS

PATRIOTS ARE MOST FREQUENT SUPER BOWL TEAM OVER LAST 30 YEARS

The Patriots won their seventh conference championship since the 1985 season, and have won more conference titles than any other team over the last 30 years (since 1982). Additionally, the Patriots' six conference titles over the last 25 years are two more than the next closest teams, and New England's six conference championships in the last 20 years are also more than any other team. New England also has more conference titles over the last 15 years (5) and over the last 10 years (4) than any other team. The Patriots' two conference titles in the last five years are tied with Pittsburgh and the New York Giants for the most over that span.

Most Conference Championships in Last 5 Years (2007-2011)

New England	2
Pittsburgh.....	2
N.Y. Giants	2
New Orleans.....	1
Indianapolis.....	1
Green Bay	1
Arizona.....	1

Most Conference Championships in Last 10 Years (2002-2011)

New England	4
Pittsburgh.....	3
Indianapolis.....	2
N.Y. Giants	2
9 Other Teams.....	1

*-Pending Results of 2011 NFC Championship Game

Most Conference Championships in Last 15 Years (1997-2011)

New England	5
Pittsburgh.....	3
N.Y. Giants	3
Denver	2
Green Bay	2
Indianapolis.....	2
St. Louis Rams.....	2

Most Conference Championships in Last 20 Years (1992-2011)

New England	6
Pittsburgh.....	4
Dallas.....	3
Green Bay	3
N.Y. Giants	3
Buffalo	2
Denver	2
Indianapolis.....	2
St. Louis	2

Most Conference Championships in Last 25 Years (1987-2011)

New England	6
Buffalo	4
Denver	4
Pittsburgh.....	4
N.Y. Giants	4
Dallas.....	3
Green Bay	3
San Francisco.....	3

Most Conference Championships in Last 30 Years (1982-2011)

New England	7
Denver	5
N.Y. Giants	5
Buffalo	4
Pittsburgh.....	4
San Francisco.....	4
Washington	4
Dallas.....	3
Green Bay	3

WHAT HAVE YOU DONE FOR ME LATELY?

Since the 2009 season, the Patriots have maintained their spot atop the NFL in terms of regular season winning percentage and regular season points scored. Since the beginning of the 2010 season, the Patriots have the NFL's highest winning percentage and have scored the most points in the NFL. Since 2011, the Patriots are tied for the fourth-best winning percentage and have scored the second-most points.

HIGHEST WINNING PERCENTAGE SINCE 2009

Team	W	L	T	Pct.	PF	PA
New England Patriots	40	14	0	.741	1646	1077
Green Bay Packers	39	15	0	.722	1563	1031
New Orleans Saints	38	15	0	.717	1582	1141
Baltimore Ravens	38	16	0	.704	1287	915
Atlanta Falcons	38	16	0	.704	1350	1076
Pittsburgh Steelers	35	18	0	.611	1184	898
San Diego Chargers	33	21	0	.623	1449	1156
Philadelphia Eagles	32	22	0	.593	1367	1167

HIGHEST WINNING PERCENTAGE SINCE 2010

Team	W	L	T	Pct.	PF	PA
New England Patriots	30	8	0	.789	1219	792
Baltimore Ravens	29	9	0	.763	896	654
Atlanta Falcons	29	9	0	.763	987	751
Green Bay Packers	28	10	0	.737	1102	734
Pittsburgh Steelers	26	11	0	.703	816	574
New Orleans Saints	25	12	0	.676	1072	800
Chicago Bears	23	14	0	.622	836	698
New York Giants	23	15	0	.605	966	861
San Francisco 49ers	23	15	0	.605	837	669

HIGHEST WINNING PERCENTAGE SINCE 2011

Team	W	L	T	Pct.	PF	PA
Green Bay Packers	18	4	0	.818	714	494
San Francisco 49ers	17	5	0	.773	532	323
Baltimore Ravens	17	5	0	.773	539	384
New England Patriots	16	6	0	.727	701	479
Atlanta Falcons	16	6	0	.727	573	463
Houston Texans	15	7	0	.682	554	393
Pittsburgh Steelers	14	7	0	.667	441	342
New Orleans Saints	14	7	0	.667	688	493

MOST POINTS SCORED SINCE 2009

Team	Points
New England Patriots	1646
New Orleans Saints	1582
Green Bay Packers	1563
San Diego Chargers.....	1449
New York Giants	1368
Philadelphia Eagles.....	1367
Atlanta Falcons	1350
Houston Texans	1332

MOST POINTS SCORED SINCE 2010

Team	Points
New England Patriots	1219
Green Bay Packers	1102
New Orleans Saints	1072
San Diego Chargers.....	995
Atlanta Falcons	987
New York Giants	966
Detroit Lions	962
Houston Texans	944

MOST POINTS SCORED SINCE 2011

Team	Points
Green Bay Packers	714
New England Patriots	701
New Orleans Saints	688
Detroit Lions	600
Atlanta Falcons	573
New York Giants	572
Houston Texans	554
San Diego Chargers.....	554



INSIDE THE NUMBERS

BY THE NUMBERS

3

The Patriots have lost three games in 2012 by two points or fewer. They are the first team to lose three games by two points or less in the first six games since the 1960 Dallas Texans.

3

Rookie DE Chandler Jones has forced three fumbles on sacks so far in 2012.

4

The number of consecutive 100-yard games by Wes Welker to tie Randy Moss (2007) for the most consecutive 100-yard games.

5

The number of sacks by rookie DE Chandler Jones in the first six games of the season after his first two-sack game at Seattle (10/14).

7

The number of 20-yard runs by RB Stevan Ridley. Since 2000, Corey Dillon and Antowain Smith are tied with 13 runs of 20 or more, followed by Laurence Maroney (11), Kevin Faulk (10) and Sammy Morris (9).

9

The number of times that Wes Welker has reached 100 yards receiving in a half (6 in the first half and 3 in the second).

8.6

The average of rookie Brandon Bolden on 16 carries for 137 yards at Buffalo (9/30), tied for the third highest among Patriots players with at least 15 carries in a game.

15

The Patriots extended their streak to 15 consecutive games with at least 350 total yards for the second-longest streak in NFL history to the 16 by St. Louis (1999-2000).

20

The number of rushing yards the Patriots defense held Tennessee to in the 2012 season opener – tied for fifth-lowest total in team history.

35

The number of first downs by the Patriots vs. Denver (10/7) to set a franchise record and make the Patriots the first team since the 1970 merger to have three straight games with 30 or more first downs.

48

The number of receptions by Wes Welker so far in 2012, putting him on pace for 128 receptions. He would become the first player in NFL history with five 100-catch seasons.

145

The loss to Baltimore (9/23) ended the Patriots run of 145 consecutive games at .500 or better, the longest such streak in NFL history. Dallas had the second longest streak ever with 115 games at .500 or better (1965-1974).

157

The number of games the Patriots have gone without suffering a three-game losing streak, the longest in the NFL. Atlanta is second with 71 straight games.

TOM BRADY BY THE NUMBERS

1

Tom Brady became the first player to follow a 500-yard performance with a 400-yard performance after Brady had back-to-back games with 517 yards and 423 yards to start 2011.

4

The number of seasons that Brady has reached 4,000 passing yards. His four 4,000-yard seasons are tied with Warren Moon and Philip Rivers for the fifth most in NFL history.

6

Brady became the sixth NFL quarterback in NFL history to have 30 or more touchdowns passes in at least three seasons after reaching 30 vs. Indianapolis (12/4) in 2011.

TOM BRADY BY THE NUMBERS (continued)

13

Tom Brady is one of 13 quarterbacks in NFL history to throw for 500 or more yards after he passed for 517 in the 2011 opener at Miami.

21

The number of times Tom Brady has earned AFC Offensive Player of the Week honors to tie Peyton Manning for the most Player of the Week awards earned by a player since the accolade was instituted in 1984.

38

The number of consecutive games that Brady has thrown at least one touchdown pass, third best behind 48 by Drew Brees and 47 by Johnny Unitas.

49

The number of regular season 300-yard passing games by Tom Brady, a team record.

99

The number of times that Brady has thrown two or more touchdowns in a game. The Patriots are 83-16 when he throws for two or more touchdowns.

5,235

The number of passing yards by Brady in 2011, the second most in a season in NFL history.

THE KRAFT ERA

3

The number of Super Bowl championships the Patriots have won since Robert Kraft purchased the team in 1994. That mark is the highest total in the NFL over that span. Only Denver (2; 1997 and 1998), Pittsburgh (2; 2005 and 2008) and the NY Giants (2; 2007 and 2011) have won multiple Super Bowl titles since 1994.

6

The number of conference championships the Patriots have won since Robert Kraft purchased the team in 1994. That mark is the highest total in the NFL over that span. Pittsburgh is second with four conference titles since 1994.

11

The number of division championships won by the Patriots since Kraft purchased the team in 1994.

13

The number of playoff seasons earned by the Patriots in the 18 seasons since Robert Kraft purchased the team.

19

The number of playoff games the Patriots have won since Robert Kraft purchased the team in 1994. That mark is the highest total in the NFL over that span. Pittsburgh ranks second with 17 playoff wins over that span.

29

The number of playoff games the Patriots have appeared in since 1994, the most in the NFL. Pittsburgh has the second most with 27.

197

The number of consecutive home games that have been sold out, including playoff and postseason games dating back to the 1994 season opener.

THE BELICHICK ERA

4

Bill Belichick is one of just four coaches to win three championships since the Super Bowl era began. Belichick joins three members of the Pro Football Hall of Fame in the exclusive club (Chuck Noll 4, Joe Gibbs 3 and Bill Walsh 3). Belichick is the only coach to win three Super Bowls in the post-1993 salary cap era and the only one to ever win three in four years.

195

Bill Belichick has 195 career victories as a head coach, including playoff games for 8th place all-time.



BILL BELICHICK NEWS & NOTES

THE HEAD COACH

18th season as head coach • 38th NFL season

Overall Record: 195-107 (.646)

Regular Season: 178-100 (.640)

Postseason: 17-7 (.708)

With Patriots overall: 158-62 (.718)

Super Bowl Titles: 5 (86, 90, 01, 03, 04)

Conf. Titles: 8 (86, 90, 96, 01, 03, 04, 07, 11)

Division Titles: 16 (75, 78, 86, 89, 90, 96, 98, 01, 03, 04, 05, 06, 07, 09, 10, 11)



Bill Belichick is the only head coach in NFL history to win three Super Bowl titles in a four-year span. He has won more regular season games (123) and more games overall (136) during a 10-year stretch (2002-2011) than any other coach in NFL History. In the 2007 season, Belichick led the Patriots to the fourth undefeated and untied regular season and the first since the NFL established a 16-game schedule in 1978.

BELICHICK LEADS TEAM TO 11TH STRAIGHT WINNING RECORD

Bill Belichick has led the Patriots to a winning record for 11 consecutive seasons (2001-2011). The only other NFL coach to have at least 10 consecutive winning seasons with one team since the 1970 merger was Tom Landry, who led the Dallas Cowboys to 16 consecutive winning seasons (1970-1985).

BELICHICK BECOMES FIRST COACH WITH NINE STRAIGHT SEASONS OF 10 WINS

Bill Belichick is the first coach in NFL history with nine straight seasons with at least 10 victories after guiding the Patriots to nine 10-plus seasons from 2003 through 2011.

BELICHICK FIRST IN NFL HISTORY WITH 13-PLUS WINS IN FIVE DIFFERENT SEASONS

Bill Belichick is the first head coach in NFL history with 13 or more wins in five different seasons.

2003	14-2
2004	14-2
2007	16-0
2010	14-2
2011	13-3

BELICHICK FIVE WINS AWAY FROM 200

Bill Belichick needs five more wins to become the eighth NFL coach with 200 career victories. He is currently in eighth place. Dan Reeves is in seventh place with 201 career wins.

MOST WINS NFL COACHES

Head Coach	Team(s)	Years of service	Record
1. Don Shula	BAL, MIA	33	347-173-6
2. George Halas	Chicago	40	324-151-31
3. Tom Landry	Dallas	29	270-178-6
4. Curly Lambeau	GB, Cards, WAS	33	229-134-22
5. Chuck Noll	Pittsburgh	23	209-156-1
6. M. Schottenheimer	CLE, KC, WAS, SD	21	205-139-1
7. Dan Reeves	DEN, NYG, ATL	23	201-174-2
8. Bill Belichick	CLE, NE	18	195-107-0
9. Chuck Knox	LAR, BUF, SEA	22	193-158-1
10. Bill Parcells	NYG, NE, NYJ, DAL	19	183-138-1
11. Mike Holmgren	GB, SEA	17	174-122-0
12. Joe Gibbs	Washington	16	171-101-0
13. Paul Brown	CLE, CIN	21	170-108-6

ELITE COMPANY

Bill Belichick is one of nine NFL head coaches to win three or more championships since the league began postseason play in 1933, but the only one to win three in four years. Belichick joined an exclusive club in which each of the eight other members has been enshrined in the Pro Football Hall of Fame.

HEAD COACHES WITH THREE OR MORE NFL TITLES

(Listed alphabetically)

Head Coach	Championship Team(s)
Bill Belichick	Patriots (SB XXXVI, XXXVIII, XXXIX)
Paul Brown	Cleveland Browns (1950, 54, 55)
Weeb Ewbank	Baltimore Colts, New York Jets (1958, 59 SB III)
Joe Gibbs	Washington Redskins (SB XVII, XXII, XXVI)
George Halas	Chicago Bears (1921, 33, 40, 41, 46, 63)
Curly Lambeau	Green Bay Packers (1929, 30, 31, 36, 39, 44)
Vince Lombardi	Green Bay Packers (1961, 62, 65, SB I, II)
Chuck Noll	Pittsburgh Steelers (Super Bowl IX, X, XIII, XIV)
Bill Walsh	San Francisco 49ers (Super Bowl XVI, XIX, XXIII)

BELICHICK'S PATRIOTS RENAISSANCE

Once Head Coach Bill Belichick implemented his coaching design on the Patriots, his approach has given him the best record of any NFL head coach who has coached over 40 games since 2001 (including the postseason).

NFL COACHES' RECORDS SINCE 2001

Coach	Team	W	L	T	Pct.
Bill Belichick	NE	153	51	0	.750
Tony Dungy	TB/IND	101	41	0	.711
John Harbaugh	BAL	54	25	0	.684
Mike Smith	ATL	49	24	0	.671
Mike Tomlin	PIT	62	31	0	.667

AMONG THE GREATS

Bill Belichick has recorded 195 career wins, which ranks 8th all-time in NFL history. Belichick owns a career winning percentage of .646, which is third all-time, behind George Halas (.682) and Don Shula (.667).

TOP WINNING PERCENTAGE AMONG HEAD COACHES WITH AT LEAST 160 WINS (INCL. POSTSEASON)

Head Coach	Team(s)	Years	W	L	T	Pct.
George Halas	CHI	1920-29, 33-41, 46-55, 58-67	324	151	31	.682
Don Shula	BAL/MIA	1963-95	347	173	6	.667
Bill Belichick	CLE/NE	1991-95, 00-12	195	107	0	.646
Curly Lambeau	GB/CHI/WAS	1921-53	229	134	22	.630

NOTE: Winning percentage calculated using current NFL rules, counting a tie as a half-win, half-loss.

SUPER SUCCESS

Bill Belichick is one of just four head coaches to win three Super Bowl championships. Belichick is the only coach to win three Super Bowls in the post-1993 salary cap era.

MOST SUPER BOWL VICTORIES

Head Coach	Team	Titles	Seasons
Chuck Noll	PIT	4	1974, 1975, 1978, 1979
Bill Belichick	NE	3	2001, 2003, 2004
Joe Gibbs	WAS	3	1982, 1987, 1991
Bill Walsh	SF	3	1981, 1984, 1988

NOTE: Sorted by most recent championship. Super Bowls have determined NFL champion since 1966.

PLAYOFF SUCCESS

MOST PLAYOFF WINS BY AN NFL HEAD COACH

Coach	Team(s)	Wins
Tom LandryDallas Cowboys	20
Don ShulaBaltimore Colts, Miami Dolphins	19
Bill BelichickCleveland Browns, New England Patriots	17
Joe GibbsWashington Redskins	17
Chuck NollPittsburgh Steelers	16

POSTSEASON PROWESS

BEST POSTSEASON RECORDS IN NFL HISTORY (minimum of 10 games)

Head Coach	Team(s)	W	L	Pct.
Vince Lombardi	GB/WAS	9	1	.900
Tom Flores	Oakland	8	3	.727
Bill Walsh	San Francisco	10	4	.714
Bill Belichick	CLE/NE	17	7	.708
Joe Gibbs	Washington	17	7	.708

BELICHICK IS GOOD IN DECEMBER

Bill Belichick is 43-7 (.860) in December with New England, the best record in December among head coaches with one team in NFL history (min. 25 games). George Seifert is second (27-6, .818).

BELICHICK NAMED COACH OF THE YEAR 3 TIMES

The Associated Press named Bill Belichick the NFL's Coach of the Year for 2010. It was the third time that Belichick earned the honor. He was also named Coach of the Year following the 2003 and 2007 seasons. Belichick joins Don Shula (4-time winner) and Chuck Knox as the only three-time winners.

BELICHICK FIRST WITH 14 WINS IN FOUR SEASONS

Bill Belichick guided the Patriots to an NFL-best 14-2 record in 2010. Belichick is the first head coach ever to win at least 14 regular-season games in four separate seasons. Only four other coaches — San Francisco's George Seifert (3), Washington's Joe Gibbs (2), Chicago's Mike Ditka (2) and Miami's Don Shula (2) — have more than one 14-win season.



TOM BRADY NEWS & NOTES

RECORDING SUCCESS

Tom Brady has quarterbacked the Patriots to victories in 127 of his 165 career regular-season starts, compiling a .770 winning percentage and giving him the best record of any quarterback in the Super Bowl era (since 1966). Brady reached 125 career wins in the fewest starts among quarterbacks in NFL history.



TOP WINNING PERCENTAGES IN SUPER BOWL ERA (Since 1966, Minimum 50 Starts, Regular Season Only)

Player	Team(s)	Years	W	L	T	Pct.
Tom Brady	NE	2000-12	127	38	0	.770
Roger Staubach	DAL	1969-79	85	29	0	.746
Joe Montana	SF/KC	1979-94	117	47	0	.713

ACTIVE QUARTERBACKS WINNING PERCENTAGE

Minimum 32 Starts (two full seasons), Regular Season Only

Quarterback	Team(s)	W	L	T	Pct.
Tom Brady	NE	127	38	0	.770
Matt Ryan	ATL	49	19	0	.720
Joe Flacco	BAL	49	21	0	.700
Ben Roethlisberger	PIT	82	36	0	.695
Peyton Manning	IND/DEN	144	70	0	.673
Philip Rivers	SD	66	36	0	.647
Aaron Rodgers	GB	44	24	0	.647

MOST CAREER WINS AS A STARTER

(Regular season only) Bold Indicates active players

Rk	Name	W	L	T	Pct.
1.	Brett Favre	186	112	0	.624
2.	John Elway	148	82	1	.643
3.	Dan Marino	147	93	0	.613
4.	Peyton Manning	144	70	0	.673
5.	Tom Brady	127	38	0	.770
6.	Fran Tarkenton	124	109	6	.531
7.	Johnny Unitas	119	64	4	.647
8.	Joe Montana	117	47	0	.713
9.	Terry Bradshaw	107	51	0	.677
10.	Warren Moon	102	101	0	.510

BRADY REACHES 5,000 YARDS IN 2011

Brady set a franchise record with 5,235 passing yards and joined Drew Brees (5,476 in 2011 and 5,069 in 2008), Dan Marino (5,084 in 1984) and Matthew Stafford (5,038 in 2011) as the only players in NFL history to reach 5,000 passing yards in a single season. Brady surpassed his previous career high of 4,806 passing yards in 2007.

Most Passing Yards in a season

5,476	Drew Brees, New Orleans in 2011
5,235	Tom Brady, Patriots in 2011
5,084	Dan Marino, Miami in 1984
5,069	Drew Brees, New Orleans in 2008
5,038	Matthew Stafford, Detroit in 2011

NFL RECORD FOR MOST PASSING YARDS PER GAME/SEASON

Player	Team	Year	Yards/Game
Drew Brees	New Orleans	2011	342.3
Tom Brady	Patriots	2011	332.8

BRADY BECOMES SECOND PLAYER WITH TWO OR MORE SEASONS OF 39-PLUS TDS

Brady finished the 2011 season with 39 touchdown passes, marking the second highest total of his career, trailing the NFL-record of 50 he had in 2007. Brady joins Dan Marino as the only players in NFL history with at least two different seasons with 39 or more touchdown passes.

The Players with the Most Touchdown Passes in a single season in NFL history

Player	Team	Season	TDs
Tom Brady	Patriots	2007	50
Peyton Manning	Indianapolis	2004	49
Dan Marino	Miami	1984	48
Drew Brees	New Orleans	2011	46
Aaron Rodgers	Green Bay	2011	45
Dan Marino	Miami	1986	44
Matthew Stafford	Detroit	2011	41
Kurt Warner	St. Louis	1999	41
Tom Brady	Patriots	2011	39
Daunte Culpepper	Minnesota	2004	39
Brett Favre	Green Bay	1996	39

BRADY TIED NFL MARK WITH 13 STRAIGHT GAMES WITH TWO OR MORE TOUCHDOWNS

Brady threw for one touchdown against the Jets (10/9/11), snapping his streak of 13 straight games with two or more touchdown passes. Brady's streak of 13 straight games with two or more touchdowns is tied with Peyton Manning's 2004 total and Aaron Rodgers' 2011 total for the longest such streak in NFL history.

BRADY HAS 16 CAREER 4-TD GAMES AFTER GETTING TWO IN 2011

Brady's has thrown four or more touchdowns in a game 16 times with 12 four-touchdown games, two five-touchdown games and two six-touchdown games.

Most Games with 4+ Touchdown Passes

PLAYER	4+ TD Games
1. Brett Favre	23
2. Peyton Manning	22
3. Dan Marino	21
4. Johnny Unitas	17
5. Drew Brees	17
6. Tom Brady	16

CONSECUTIVE GAMES WITH AT LEAST ONE TOUCHDOWN PASS CONTINUES FOR BRADY

Brady has now thrown at least one touchdown pass in 38 straight regular season games to extend a team mark. Brady's 38 straight games are third all-time, behind Drew Brees (48-current) and Johnny Unitas (47).

Most Consecutive Games, Touchdown Passes

Player	Games
Drew Brees (2009-current)	48
Johnny Unitas (1956-60)	47
Tom Brady (2010-current)	38
Brett Favre (2002-04)	36
Dan Marino (1985-87)	30

BRADY GOES OVER 300 YARDS FOR THE 49th TIME IN HIS CAREER

Brady had his 49th NFL game with 300 or more yards passing at Seattle (10/14/12) and ranks third among active NFL quarterbacks, behind NFL-leader Peyton Manning (66) and Drew Brees (61). The Patriots are 40-9 when Brady throws for 300 or more yards.

NFL QUARTERBACK 300-YARD GAMES (*ACTIVE)

Player	300-Yard Games
Peyton Manning*	67
Dan Marino	63
Brett Favre	62
Drew Brees*	61
Kurt Warner	52
Dan Fouts	51
Warren Moon	49
Tom Brady*	49
Joe Montana	39

Brady had a career-best 11 300-yard games in the 2011 season, which is the second most 300-yard games in a single season. The NFL record for most 300-yard games in a season was set by Drew Brees in 2011.

MOST CAREER TOUCHDOWN PASSES

MOST TOUCHDOWNS CAREER

(regular season only) Bold Indicates active players

Rank	Name	Touchdowns
1.	Brett Favre	508
2.	Dan Marino	420
3.	Peyton Manning	413
4.	Fran Tarkenton	342
5.	Tom Brady	310
6.	John Elway	300
7t.	Drew Brees	295
7t.	Warren Moon	291
9.	Johnny Unitas	290
10.	Vinny Testaverde	275



TOM BRADY NEWS & NOTES

TOM BRADY'S RECORD AS A STARTER

	Reg. Season	Playoffs	Total
Overall:	127-38	16-6	143-44
Home:	70-12	10-2	80-14
Road:	57-26	6-4*	63-30*

By Yardage Total

Less than 200:	29-13	3-1	32-14
200-299:	58-16	10-4	68-20
300 or more:	40-9	3-1	43-10

Other Records

On Artificial Turf:	67-10	6-4	73-14
Temp. Below 40:	28-3	10-2	38-5
Thanksgiving or later:	49-9	16-6	65-15
Leading at Halftime:	97-11	11-3	108-14
Leading after 3 Qtrs:	104-8	10-3	114-11
Overtime:	7-1	1-0	8-1
Passer rating >100.0:	74-5	7-0	81-5

*Includes five Super Bowls at neutral sites

BRADY SET NFL RECORD FOR LONGEST HOME WINNING STREAK

Tom Brady set an NFL record for most consecutive home wins as a starting quarterback with his 26th straight win in a regular-season home start following the 45-3 win against the Jets (12/06/10) and extended his streak to 31 before it ended with a 24-20 loss against the New York Giants (11/6/11).

MOST CONSECUTIVE REGULAR-SEASON HOME GAMES WON AS A STARTING QUARTERBACK:

Player	Team	Years	Streak
Tom Brady	NE	2006-11	31
Brett Favre	GB	1995-98	25
John Elway	DEN	1996-98	22
Bob Griese	MIA	1971-74	20
Randall Cunningham	PHI	1990-94	20

BRADY AT 30 TOUCHDOWNS....AGAIN

Brady is the second NFL player to have at least 35 touchdowns in three different seasons.

QBs with the most 35+ passing touchdowns in NFL history

Player	35+TD Pass Seasons
Tom Brady	3 (50 in 2007, 36 in 2010 and 39 in 2011)
Brett Favre	3

Brady finished 2011 with 39 touchdowns. He became the sixth quarterback in NFL history to have 30 or more touchdown passes in at least three seasons.

MOST SEASONS WITH 30-PLUS TOUCHDOWN PASSES

Brett Favre	9
Peyton Manning	6
Dan Marino	4
Drew Brees	4
Tom Brady	3
Kurt Warner	3

BRADY REACHES 30 TDS FOR THIRD TIME

Tom Brady (39) reached 30 touchdown passes in 2011. Brady now has three 30-touchdown seasons after throwing for an NFL-leading 36 in 2010 and an NFL-record 50 in 2007. He is one of just 13 NFL players since the 1970 merger to have at least two 30 touchdown seasons. The only other Patriots quarterback to have a 30-touchdown season was Vito Parilli in 1964 when he led the AFL with 31.

BRADY SETS FRANCHISE RECORD WITH 517 PASSING YARDS

Brady set a franchise record with 517 passing yards in the 2011 season-opener at Miami (9/12). The previous high was 426 yards by Drew Bledsoe vs. Minnesota on Nov. 13, 1994. Brady's previous best was 410 passing yards vs. Kansas City on Sept. 22, 2002. Brady is one of 13 NFL quarterbacks to throw for 500 yards or more. His 517 yards are the sixth highest in NFL history.

PLAYER	TEAM	500 YARD GAME
Norm Van Brocklin	LA Rams	554 yards in 1951
Warren Moon	Houston Oilers	527 yards in 1990
Boomer Esiason	Arizona	522 yards in 1996
Dan Marino	Miami	521 yards in 1988
Matthew Stafford	Detroit	520 yards in 2011
Tom Brady	Patriots	517 yards in 2011

BRADY'S COMEBACKS

Brady has engineered 34 career game-winning performances to lead his team to a victory from a fourth-quarter deficit or tie.

Time Remaining Passing Statistics^

Date	Opp.	Score	in Reg.	Att	Cmp	Yds	TD	Int	Final
01/22/12	BAL*	16-20	15:00	6	3	20	0	1	23-20
12/24/11	MIA	17-17	15:00	11	8	120	0	0	27-24
10/16/11	DAL	13-16	5:13	9	11	87	1	0	20-16
12/19/10	GB	21-27	13:49	6	5	82	1	0	31-27
10/17/10	BAL	10-20	14:53	24	16	156	1	1	(ot) 23-20
09/14/09	BUF	13-24	5:32	13	11	112	2	0	25-24
12/29/07 at NYG		23-28	15:00	12	8	130	1	0	38-35
12/03/07 at BAL		17-24	14:25	17	7	113	1	0	27-24
11/25/07	PHI	24-28	15:00	16	11	109	0	0	31-28
11/04/07 at IND		10-20	9:42	10	8	144	2	0	24-20
01/14/07 at SD*		13-21	8:35	14	9	122	1	1	24-21
12/03/06	DET	13-21	13:07	15	14	101	0	0	28-21
11/26/06	CHI	10-10	14:46	7	6	98	1	0	17-13
11/13/05 at MIA		15-16	2:53	2	2	76	1	0	23-16
10/30/05	BUF	7-16	10:07	4	4	69	0	0	21-16
10/09/05 at ATL		28-28	3:52	2	2	17	0	0	31-28
09/25/05 at PIT		10-13	14:19	12	12	167	0	0	23-20
02/06/05	PHI**	14-14	15:00	4	2	33	0	0	24-21
10/03/04 at BUF		17-17	15:00	4	2	8	1	0	31-17
02/01/04	CAR**	29-29	1:08	5	4	47	0	0	32-29
01/10/04	TEN*	14-14	15:00	11	6	27	0	0	17-14
11/30/03 at IND		31-31	10:21	6	3	31	1	0	38-34
11/23/03 at HST		13-20	3:11	14	10	133	1	0	(ot) 23-20
11/03/03 at DEN		23-26	2:51	4	5	58	1	0	30-26
10/19/03 at MIA		13-13	15:00	10	7	147	1	0	(ot) 19-13
10/05/03	TEN	24-27	4:40	1	1	15	0	0	38-30
12/29/02	MIA	13-24	4:59	13	8	69	1	0	(ot) 27-24
11/10/02 at CHI		19-30	5:16	14	9	116	2	0	33-30
09/22/02	KC	38-38	0:00	5	4	46	0	0	(ot) 41-38
02/03/02	STL**	17-17	1:21	8	5	53	0	0	20-17
01/19/02	OAK*	3-13	15:00	27	20	138	0	0	(ot) 16-13
12/16/01 at BUF		6-9	5:57	13	9	116	0	0	(ot) 12-9
12/02/01 at NYJ		14-16	15:00	7	6	56	0	0	17-16
10/14/01	SD	16-26	8:48	18	13	130	1	0	(ot) 29-26

^Statistics are from the time noted until the end of the game * Divisional Playoffs ** Super Bowl

BRADY IN THE POSTSEASON

NFL ALL-TIME LEADERS / PLAYOFF VICTORIES AS STARTING QUARTERBACK

Player	Team(s)	Playoff Wins
Tom Brady	New England	16
Joe Montana	S.F./K.C.	16
Terry Bradshaw	Pittsburgh	14
John Elway	Denver	14
Brett Favre	Green Bay/Minnesota	12
Troy Aikman	Dallas	11
Roger Staubach	Dallas	11

QBs WITH 3 OR MORE SUPER BOWL VICTORIES

Quarterback	Team	Wins
Terry Bradshaw	PIT	4
Joe Montana	SF	4
Troy Aikman	DAL	3
Tom Brady	NE	3

PLAYERS WITH MULTIPLE SUPER BOWL MVP AWARDS

Player	Team	MVPs
Joe Montana	SF	3
Terry Bradshaw	PIT	2
Tom Brady	NE	2
Bart Starr	GB	2
Eli Manning	NYG	2

TOP QB HOME STARTING RECORDS SINCE 1970 MERGER (includes postseason)

Player	Team(s)	W	L	T	Pct.
Tom Brady	NE	80	14	0	.851
Terry Bradshaw	PIT	75	14	0	.843
John Elway	DEN	104	25	0	.806

BRADY HAD THREE STRAIGHT GAMES WITH 30 COMPLETIONS IN 2011

Brady tied an NFL record with three straight games with 30 completions after completing 32 at Miami (9/12), 31 vs. San Diego (9/18) and 30 at Buffalo (9/25). He shares the record with Drew Brees (2011), Steve Young (1995), Rich Gannon (2002), Kurt Warner (2008) and Peyton Manning (2010). The most 30 completion games Brady has had in a season is five in 2007.



TOM BRADY NEWS & NOTES

WINNINGEST COACH/QB TANDEM

Bill Belichick and Tom Brady have the best winning percentage among a head coach/starting quarterback tandem since the 1970 merger. The tandem's 127 wins are the most wins by any coach-QB tandem since the 1970 AFL-NFL merger.

WINNINGEST COACH/QB TANDEM SINCE 1970

(Regular Season Only – by winning percentage)

Quarterback/Head Coach	Team	W	L	T	Pct.
Tom Brady/Bill Belichick	NE	127	38	0	.770
Ken Stabler/John Madden	OAK	60	19	1	.756
Jim McMahon/Mike Ditka	CHI	46	15	0	.754
Peyton Manning/Tony Dungy	IND	73	24	0	.753

WINNINGEST COACH/QB TANDEM SINCE 1970

(Regular Season Only – by victories)

Quarterback/Head Coach	Team	W	L	T	Pct.
Tom Brady/Bill Belichick	NE	127	38	0	.770
Dan Marino/Don Shula	MIA	116	68	0	.630
Terry Bradshaw/Chuck Noll	PIT	107	51	0	.601

TOM BRADY TIED FOR MOST PLAYER OF THE WEEK HONORS WITH 21 AWARDS

Tom Brady was named AFC Offensive Player of the Week by the National Football League for his performance in the Patriots' 52-28 victory over the Buffalo Bills (9/30/12). It is the 21st time in his career that Brady has received the AFC Offensive Player of the Week honor to tie Denver's Peyton Manning for the most Player of the Week awards earned by a player since the accolade was instituted in 1984.

THE PLAYERS WITH THE MOST CAREER PLAYER OF THE WEEK AWARDS

Player	Career	Team	POW Awards
Tom Brady	2000-present	Patriots	21
Peyton Manning	1998-present	Colts/Broncos	21
Dan Marino	1983-1999	Dolphins	18
Brett Favre	1991-present	Packers, Jets, Vikings	16
John Elway	1983-1998	Broncos	15

BRADY SETS NFL RECORD FOR MOST PASS ATTEMPTS WITHOUT AN INTERCEPTION

Tom Brady extended his streak to 358 consecutive regular season pass attempts without an interception before throwing his first interception since Oct. 17, 2010 in the 2011 opener at Miami game (9/12). Brady eclipsed Bernie Kosar's record of 308 pass attempts on Dec. 26, 2010 at Buffalo.

MOST CONSECUTIVE PASS ATTEMPTS WITHOUT AN INTERCEPTION

358	Tom Brady (Patriots)	2010-11
308	Bernie Kosar (Cleveland)	1990-91
294	Bart Starr (Green Bay)	1964-65
284	Alex Smith (San Francisco)	2011-present
279	Jeff George (IND/ATL)	1993-94
277	Rich Gannon (Oakland)	2001
271	Jason Campbell (Washington)	2007-08

BRADY HAD 11 STRAIGHT STARTS WITHOUT AN INTERCEPTION

Brady finished the 2010 season with 11 straight starts without an interception. That is the most consecutive starts without an interception in the NFL since the 1970 merger. The previous best was nine straight starts by Jason Campbell (2007-08) and Bernie Kosar (1991).

BRADY IS PATRIOTS ALL-TIME LEADING PASSER

PATRIOTS ALL-TIME LEADING PASSERS

Player	YEARS	ATT	COMP	YARDS
Tom Brady	2000-12	5,564	3,557	41,824
Drew Bledsoe	1993-01	4,518	2,544	29,657
Steve Grogan	1975-90	3,593	1,879	26,886

BRADY IS SECOND FOR MOST GAMES WITH 3 TDS AND NO INTERCEPTIONS

Player	Most Games with 3+ TD Passes and 0 Int.
Brett Favre	36
Peyton Manning	36
Tom Brady	32
Drew Brees	24
Dan Marino	18
Fran Tarkenton	18

BRADY SETS NFL RECORD WITH AT LEAST TWO TOUCHDOWNS AND NO INTERCEPTIONS

Tom Brady set an NFL record by throwing at least two touchdowns without an interception in each of the final nine games of the 2010 season. Brady passed Don Meredith's previous record of six straight games with two or more touchdowns and no interceptions (1965-66).

BRADY REACHED 3,000 YARDS IN 2011 IN JUST NINE GAMES

Brady entered the Jets game on Nov. 13, 2011 with 2,703 yards and added 329 to set the NFL record for most yards through a team's first nine games with 3,032 yards. Brady joins Drew Brees (2011) as the only players to reach 3,000 yards passing in the first nine games of a season.

Most passing yards through a team's first nine games of a season

Player	Team	Year	Passing Yards
Tom Brady	Patriots	2011	3,032
Drew Brees	Saints	2011	3,004
Phillip Rivers	Chargers	2010	2,944
Rich Gannon	Raiders	2002	2,898
Dan Fouts	Chargers	1982	2,883
Peyton Manning	Colts	2009	2,872

BRADY REACHED 4,000 YARDS IN 2011

Brady reached 4,000 yards passing for the fourth time in his career in 2011. Brady had 4,110 yards in 2005, 4,806 in 2007, 4,398 in 2009 and 5,235 in 2011.

All-time 4,000-yard passing seasons

11	Peyton Manning
6	Dan Marino
6	Drew Brees
6	Brett Favre
4	Tom Brady
4	Warren Moon
4	Philip Rivers

BRADY HAD 423 YARDS AS A FOLLOW-UP TO HIS 517 YARD PERFORMANCE IN MIAMI IN 2011

In the 2011 season opener in Miami (9/12), Brady threw for 517 yards, becoming one of 11 passers in NFL history to break the 500-yard mark. In Week 2 against San Diego (9/18), Brady became the first of those 11 500-yard passers to follow up his 500-yard performance by throwing for 400 or more yards. Before Brady's performance against the Chargers, only Drew Brees (2006) had followed-up a 500-yard game with 300 or more passing yards.

BRADY HAS 8TH GAME WITH 300 YDS AND 4 TDS

Tom Brady had his 8th game with 300 yards or more (326) and 4 TDs (and no interceptions) in a win against the Jets (12/6/10) last season. Drew Brees leads the NFL with nine such games in his career.

BRADY HAD 14 GAMES IN 2011 WITH 2 OR MORE TOUCHDOWNS

Brady had 14 games in 2011 with two or more touchdowns, tying his franchise record for most games with two or more touchdowns in a season. Brady had 14 such games in 2007. The NFL record for most games with two or more touchdown passes in a season is 15 by Dan Marino in 1984.

BRADY HAS THIRD BEST QB RATING IN NFL HISTORY

Quarterback	Years	Team(s)	Rating
Aaron Rodgers	2005-2012	Green Bay	104.2
Steve Young	1985-99	TB/SF	96.8
Tom Brady	1998-2012	Patriots	96.4
Tony Romo	2004-2012	Dallas	95.9



PATRIOTS OFFENSIVE NOTES

BRADY THREW AT LEAST ONE TOUCHDOWN PASS IN ALL 16 GAMES IN 2011 FOR THE SECOND STRAIGHT SEASON

Brady had at least one touchdown pass in all 16 games of the 2011 season. Since the NFL went to a 16-game season in 1978, only seven quarterbacks have thrown for at least one touchdown in each game. Tom Brady and Drew Brees are the first to do so in two straight seasons (2010, 2011).

QBS WITH A LEAST ONE TD PASS IN ALL 16 GAMES IN A SEASON

Tom Brady (New England) 2010, 2011

Drew Brees (New Orleans)	2010, 2011
Daunte Culpepper (Minnesota)	2004
Brett Favre (Green Bay)	2003
Kurt Warner (St. Louis)	1999
Dan Marino (Miami)	1984, 1986
Dave Krieg (Seattle)	1984

*16-game schedule was instituted in 1978

BRADY IS ONE OF SEVEN TO THROW FOR CONSECUTIVE 400 YARD GAMES

Brady is one of just seven NFL quarterbacks to have back-to-back games with 400 or more passing yards.

NFL RECORD FOR MOST CONSECUTIVE GAMES WITH 400 OR MORE YARDS PASSING

2 Tom Brady, 2011

- 2 Cam Newton, Carolina, 2011
- 2 Matt Cassel, New England, 2008
- 2 Billy Volek, Tennessee, 2004
- 2 Phil Simms, N.Y. Giants, 1985
- 2 Dan Marino, Miami, 1984
- 2 Dan Fouts, San Diego, 1982

CLASS OF 2000

Tom Brady was the seventh quarterback selected in the 2000 NFL Draft. The Patriots selected him in the sixth round with the 199th overall pick.

Quarterbacks taken in the 2000 NFL Draft

Rd	Pick	Player	Taken By
1	18	Chad Pennington	NY Jets
3	65	Giovanni Carmazzi	San Francisco
3	75	Chris Redman	Baltimore
5	163	Tee Martin	Pittsburgh
6	168	Marc Bulger	New Orleans
6	183	Spurgeon Wynn	Cleveland
6	199	Tom Brady	New England

BRADY BECOMES THE 14TH PLAYER IN NFL HISTORY WITH 40,000 CAREER YARDS

Tom Brady (41,824 passing yards) entered the game at Tennessee needing 21 yards to become the 14th player in NFL history with 40,000 career passing yards and reached the feat on a 28-yard pass to TE Rob Gronkowski in the first quarter.

BRADY MOVES INTO THE TOP 10 FOR MOST PASS COMPLETIONS

Tom Brady (3,5557 completions) moved past Kerry Collins (3,387) into 10th place on the NFL's all-time list for pass completions on an 11-yard pass to RB Brandon Bolden in the third quarter at Buffalo (9/30/12). Brady entered the game needing 12 completions. Fran Tarkenton is in ninth place with 3,686 career completions.

BRADY MOVES PAST KERRY COLLINS INTO 11TH PLACE ON THE PASSING YARDS LIST

Tom Brady (41,824 passing yards) moved past Kerry Collins (40,922) into 11th place on the NFL's all-time list for passing yards on a 41-yard pass to TE Rob Gronkowski in the first quarter at Buffalo (9/30/12). Drew Brees is in tenth place and entered this week's game with 42,462 passing yards. Brady entered the game needing 57 yards to pass Collins.

ROOKIE BOLDEN HAS FIRST 100-YARD DAY AND FINISHES WITH AN 8.6-YARD AVERAGE

Rookie RB Brandon Bolden finished with 16 carries for 137 yards and an 8.6-yard average at Buffalo (9/30) with runs of 20 and 27 yards. His 8.6-yard average is tied for the third highest ever in a single game for the Patriots among running backs with at least 15 rushing attempts. He earned the FedEx Ground Player of the Week for his performance.

Highest Rushing Average/Single Game (min. 15 rushing attempts)

Player	Average
Curtis Martin	9.6 (17-164 vs. Washington, Oct. 13, 1996)
Tony Collins	9.2 (23-212 vs. N.Y. Jets, Sept. 18, 1983)
Brandon Bolden	8.6 (16-137 at Buffalo, Sept. 30, 2012)
Sammy Morris	8.6 (16-138 vs. Denver, Oct. 20, 2008)
Jim Nance	8.6 (17-146 at Houston, Dec. 11, 1966)

FOOTBALL RUNS IN BOLDEN'S FAMILY

Bolden's grandfather, Frank Pitts, played 10 years in the NFL (1965-74), as a receiver for Kansas City, Cleveland and Oakland. He was with Kansas City for two Super Bowls, losing Super Bowl I and winning Super Bowl IV. Said Bolden about his grandfather, "I remember being 6 years old, him popping in a highlight film of Super Bowl I and IV. I've seen that tape at least 500 times."

DEION BRANCH – SUPER BOWL XXXIX MVP

Deion Branch was awarded the Pete Rozelle Trophy as the Most Valuable Player of Super Bowl XXXIX. His 11 receptions in the game tied the Super Bowl record, also achieved by Jerry Rice, Dan Ross and Wes Welker. On the day of Super Bowl XXXIX, Deion called a dozen of his former football coaches to thank them for the support that they gave him throughout his high school, junior college and college careers. Hours after talking to his coaches, he tied the Super Bowl record with 11 receptions and was named MVP of the game. Branch has turned in his biggest performances on the greatest stage in sports, leading all receivers in Super Bowls XXXVIII and XXXIX. He recorded a combined 24 receptions in three games and owns two of the top seven receiving performances in Super Bowl history. His career reception total in the Super Bowl ranks third all-time, trailing only Jerry Rice (33) and Andre Reed (27).

DAN CONNOLLY HAS THE LONGEST KICKOFF RETURN EVER BY AN OFFENSIVE LINEMAN

Dan Connolly was named AFC Special Teams Player of the Week after he returned a kickoff 71 yards to the 4-yard line in the second quarter of the Patriots win vs. Green Bay on Dec. 19, 2010. According to the Elias Sports Bureau, it is the longest kickoff return by an offensive lineman in NFL history. The run by Connolly topped the 48-yard touchdown return by Atlanta's Mal Snyder in 1969. Previously, the longest kickoff return for a Patriots offensive lineman was a 27-yard return by G Stephen Neal on Nov. 30, 2008 vs. Pittsburgh. Connolly's previous best was a 16-yard return vs. Miami on Nov. 8, 2009.

JULIAN EDELMAN SETS FRANCHISE RECORD WITH A 94-YARD PUNT RETURN FOR A TOUCHDOWN

WR Julian Edelman set a franchise record with a 94-yard punt return for a touchdown in the second quarter vs. Miami (01/02/11). The Patriots' previous longest punt return was an 89-yard touchdown return by Mike Haynes vs. Buffalo on Nov. 7, 1976. Edelman returned his second career punt for a touchdown vs. Kansas City on Nov. 21, 2011 with a 72-yard return. He is the fourth Patriots player with two or more punt returns for a touchdown. He was named AFC Special Teams Player of the Week for his performance against Kansas City.

Most Punt Return Touchdowns/Patriots Career

- 3 Troy Brown
- 3 Irving Fryar
- 2 Julian Edelman**
- 2 Mike Haynes





PATRIOTS OFFENSIVE NOTES

EDELMAN SETS PATRIOTS RECORD FOR BEST PUNT RETURN AVERAGE IN A SEASON

Edelman set a franchise record for the best punt return average in a single season with a 15.3-yard punt return average in 2010. The previous best was a 14.8 punt return average by Mack Herron in 1974. Edelman led the AFC and finished second in the NFL with a 15.3 punt return average. Chicago's Devin Hester led the NFL with a 17.1-yard average.

Patriots Best Punt Return Average/Season

Player	Punt Rt Avg.	Year
Julian Edelman	15.3	2010
Mack Herron	14.8	1974
Troy Brown	14.2	2001

EDELMAN HAS HIGHEST PUNT RETURN AVERAGE IN TEAM HISTORY

Edelman has returned 61 punts for 743 yards during his Patriots' career and leads the franchise with a 12.2-yard average.

HIGHEST PUNT RETURN AVERAGE, PATRIOTS CAREER (20 Returns)

Player	Punt Rt Avg.	Year
Julian Edelman	12.2	2009-12(61-743)
Mack Herron	12.0	1973-75 (74-888)
Carl Garrett	11.3	1969-72 (43-487)
Wes Welker	10.8	2007-12 (95-1,029)

EDELMAN GOES FROM STANDOUT QB TO WR


Edelman began his college football career with a year at the College of San Mateo (Calif.) before transferring to Kent State where as a senior he completed 56% of his passes (153 of 275 passes for 1,820 yards) with 13 touchdowns. He was also the leading rusher, gaining 1,551 yards on 215 attempts (an average of 7.5 yards per carry) and scoring 13 touchdowns. His offensive numbers broke Kent State's single-season record for total offense set by Joshua Cribbs in 2003.

EDELMAN GOES ON DEFENSE

Late in the fourth quarter of the Patriots' 37-16 win at the Jets (11/13) last season, Edelman was pressed into service on defense and registered his first NFL tackle when he laid a hard hit on RB LaDainian Tomlinson. He continued to see action on defense throughout the season and finished the year with 14 total tackles.

GRONKOWSKI SETS NFL RECORD FOR RECEIVING YARDS BY A TIGHT END

Rob Gronkowski finished the 2011 season with 1,327 receiving yards, surpassing San Diego's Kellen Winslow's 1980 record of 1,290 receiving yards for most receiving yards in a season by a tight end. New Orleans' Jimmy Graham also broke Winslow's old record, but finished with 1,310 receiving yards, 17 shy of Gronkowski's new record.



Most Receiving Yards by Tight End in the NFL

Player	Yards	Year
Rob Gronkowski	1,327	2011
Jimmy Graham (NO)	1,310	2011
Kellen Winslow (SD)	1,290	1980
Tony Gonzalez (KC)	1,258	2004
Todd Christensen (Raiders)	1,247	1983
Jackie Smith (STL)	1,205	1967
Tony Gonzalez (KC)	1,203	2000
Pete Retzlaff (PHI)	1,190	1965
Ben Coates (NE)	1,174	1994

Most Receiving Yards by a Patriots Tight End

Player	Yards	Year
Rob Gronkowski	1,327	2011
Ben Coates	1,174	1994
Ben Coates	915	1995
Aaron Hernandez	910	2011
Marv Cook	808	1991
Don Hasselbeck	808	1981

GRONKOWSKI SETS NFL RECORD FOR RECEIVING YARDS BY A TIGHT END (continued)

Most Receptions by a Patriots Tight End

Player	Rec.	Year
Ben Coates	96	1994
Rob Gronkowski	90	2011
Ben Coates	84	1995
Marv Cook	82	1991
Aaron Hernandez	79	2011

GRONKOWSKI SETS NFL MARK FOR TOUCHDOWNS BY A TIGHT END IN A SEASON

Gronkowski set an NFL record for most touchdowns by a tight end with 18 over all touchdowns (17 receiving and 1 rushing). Gronkowski passed the old mark of 13 receiving touchdowns by Vernon Davis (SF in 2009) and Antonio Gates (SD in 2004). In addition to his 17 touchdown receptions, Gronkowski scored on a lateral in the third quarter vs. Indianapolis (12/4/11) on his first career rushing play.

MOST TOTAL TDs BY A TIGHT END IN A SINGLE NFL SEASON

18	Rob Gronkowski	NE	2011	(17 pass, 1 rush)
13	Vernon Davis	SF	2009	(13 pass)
13	Antonio Gates	SD	2004	(13 pass)

MOST TD RECEPTIONS BY A TIGHT END IN A SINGLE NFL SEASON

17	Rob Gronkowski	NE	2011	
13	Vernon Davis	SF	2009	
13	Antonio Gates	SD	2004	

GRONKOWSKI SECOND PATRIOTS TIGHT END TO REACH 1,000 YARDS

Gronkowski became the second tight end in New England Patriots history to go over 1,000 receiving yards in 2011. He moved past TE Ben Coates (1,174 yards in 1994) to set the franchise record for most receiving yards by a Patriots tight end with 1,327 yards. He is the seventh tight end in NFL history to reach 1,200 yards.

GRONKOWSKI BECOMES FIRST PATRIOTS TIGHT END TO RECORD A RUSHING TOUCHDOWN

Gronkowski scored a 2-yard touchdown on a lateral from Tom Brady in the third quarter vs. Indianapolis (12/4/11), becoming the first tight end in Patriots history to score a rushing touchdown. Gronkowski is the first NFL tight end to score a rushing touchdown since Tennessee's Bo Scaife had a 31-yard scoring run against Baltimore on Nov. 12, 2006. He is the first tight end since the 1970 merger to have two receiving touchdowns and a rushing touchdown in the same game.

LEADS AFC IN SCORING; FIRST TIME THAT A TIGHT END HAS LED A CONFERENCE IN SCORING

Gronkowski led the AFC in scoring among non-kickers with 108 points in 2011 and finished second in the NFL to Philadelphia's LeSean McCoy, who had 120 points. It is the first time in NFL history that a tight end has led his conference in scoring and the first time a tight end has led the NFL in touchdown receptions (17).

BACK-TO-BACK 10 TOUCHDOWN SEASONS

Gronkowski scored 10 touchdowns in 2010 and then scored 18 touchdowns in 2011. With back-to-back 10 touchdown seasons (10 in 2010 and 18 in 2011), Gronkowski is the second Patriots player to have back-to-back seasons with 10 or more touchdown reception seasons. Randy Moss had three straight from 2007-09.

CONSECUTIVE 10-PLUS TOUCHDOWN SEASONS / PATRIOTS HISTORY

- 3 Randy Moss – 2007, 2008, 2009
- 3 Corey Dillon – 2004, 2005, 2006
- 2 Rob Gronkowski - 2010, 2011**
- 2 BenJarvus Green-Ellis – 2010, 2011
- 2 Curtis Martin – 1995, 1996

MOST 10-PLUS TOUCHDOWN SEASONS / PATRIOTS HISTORY

- 3 Randy Moss – 2007, 2008, 2009
- 3 Corey Dillon – 2004, 2005, 2006
- 2 Rob Gronkowski – 2010, 2011**
- 2 BenJarvus Green-Ellis – 2010, 2011
- 2 Curtis Martin – 1995, 1996
- 2 Stanley Morgan – 1979, 1986



PATRIOTS OFFENSIVE NOTES

GRONKOWSKI IS SECOND TE IN NFL HISTORY WITH BACK-TO-BACK 10-PLUS TD SEASONS

Gronkowski is the second tight end ever to have back to back 10-plus touchdown seasons, joining Antonio Gates (2004-05).

CONSECUTIVE 10-PLUS TD SEASON BY A TE/NFL HISTORY

Rob Gronkowski 10 in 2010 and 18 in 2011

Antonio Gates 13 in 2004 and 10 in 2005

GRONKOWSKI IS SECOND IN NFL HISTORY TO RUSH FOR A TD, CATCH A TD, RECORD A TACKLE AND RETURN A KICKOFF IN THE SAME SEASON

In 2011, Gronkowski became the second tight end in NFL history to rush for a touchdown, catch a touchdown, record a tackle and return a kickoff in the same season. Bo Scaife was the first to accomplish the feat in 2006 with Tennessee.

GRONKOWSKI REACHED 20 TDS IN FEWEST GAMES AMONG TEs IN NFL HISTORY

With his two touchdowns vs. Kansas City (11/21), Gronkowski reached the 20 touchdown mark in just 26 career games, the fewest games among tight ends in NFL history.

THE TIGHT ENDS TO REACH 20 TOUCHDOWN RECEPTIONS IN THE FEWEST GAMES

Player	Team	Games to 20 TD catches
Rob Gronkowski	Patriots	26
Mike Ditka	Chicago	31
Kellen Winslow	San Diego	35
Antonio Gates	San Diego	37

GRONKOWSKI IS SECOND ON PATRIOTS LIST FOR TOUCHDOWNS BY A TIGHT END

Most Receiving Touchdowns by a Patriots Tight End

Player	TD	Years
Ben Coates	50	1991-99
Rob Gronkowski	30	2010-Present
Russ Francis	28	1975-80, 87-88
Ben Watson	20	2004-09

MOST TD CATCHES BY A PATS TIGHT END

MOST TOUCHDOWN CATCHES IN A SEASON BY A PATRIOTS TIGHT END

Player	Year	Rec	Yds	Avg	Lg	TD
Rob Gronkowski	2011	90	1327	14.7	52t	17
Rob Gronkowski	2010	42	546	13	28	10
Ben Coates	1996	62	682	11	84t	9

GRONKOWSKI'S 18 OVERALL TDS ARE SECOND MOST BY A PATRIOT IN A SEASON

Gronkowski finished the 2011 season with 18 overall touchdowns (17 receiving, 1 rushing). His 18 overall touchdowns passed Curtis Martin (17 overall in 1996) for the second highest single season total in Patriots history. Randy Moss had a franchise record 23 total touchdowns in 2007.

PATRIOTS RECORD BOOK / MOST TOUCHDOWNS IN A SEASON

Player	Season	TDs
Randy Moss	2007	23
Rob Gronkowski	2011	18
Curtis Martin	1996	17

GRONKOWSKI: NFL TIGHT END RECORD OF SEVEN GAMES OF TWO OR MORE TDS IN 2011

Gronkowski had his ninth game overall with two or more touchdowns and his seventh game in 2011 with two or more touchdowns in the season-finale vs. Buffalo (1/1/12). The seven games with two or more touchdowns extends his NFL record for a tight end. Antonio Gates (San Diego in 2004) and Jerry Smith (Washington in 1967) each had four two-touchdown games. The NFL record for most two-plus touchdown reception games in a season is eight by Randy Moss with the Patriots in 2007. Gronkowski's is tied with Cris Carter (1995) and Jerry Rice (1987) for the second most games with two or more touchdowns in a single season.

GRONKOWSKI: NFL TIGHT END RECORD OF SEVEN GAMES OF TWO OR MORE TDS IN 2011

(continued)

MOST GAMES WITH 2+ TD RECEPTIONS/SEASON

8	Randy Moss (Patriots)	2007
7	Rob Gronkowski (Patriots)	2011
7	Cris Carter (Minnesota)	1995
7	Jerry Rice (San Francisco)	1987

GRONKOWSKI LEADS ALL NFL PLAYERS WITH 30 TOUCHDOWN RECEPTIONS SINCE 2010

Gronkowski's 30 touchdown receptions since the start of the 2010 season are the most among all NFL players during that span. Gronkowski's 31 overall touchdowns since 2010 are third, behind LeSean McCoy (32) and Arian Foster's 38 touchdowns.

Most Touchdowns Receptions by a Tight End Since 2010

Player	Touchdowns
Rob Gronkowski	30
Jimmy Graham	19
Antonio Gates	19
Vernon Davis	17
Tony Gonzalez	17
Aaron Hernandez	15
Jason Witten	15

Most Touchdown Receptions Since 2010

Player	Touchdowns
Rob Gronkowski	30
Calvin Johnson	29

GRONKOWSKI SETS TEAM MARK WITH A TD REC. IN SIX STRAIGHT GAMES

Gronkowski set a franchise record with a touchdown reception in six straight games at Washington (12/11/11). The Patriots record for most consecutive games with at least one touchdown overall is seven by Curtis Martin.

GRONKOWSKI HAS 7 CAREER 100-YARD GAMES

Gronkowski registered his seventh career 100-yard game and his first of the 2012 season after finishing with 104 yards on five receptions at Buffalo (9/30/12). In 2011, Gronkowski tied a team mark for a tight end with five 100-yard games. Ben Coates had five 100-yard games in 1994.

Most 100-yard Games by a Patriots Tight End

Player	100-Yard Games
Ben Coates	9
Rob Gronkowski	7

13TH TIME AN NFL TIGHT END HAS 90 RECEPTIONS

Gronkowski finished the 2011 season with 90 receptions, posting the 13th season with 90 or more receptions by a tight end. New Orleans' Jimmy Graham (99) also eclipsed the 90- reception plateau last season.

ALL IN THE FAMILY

Rob Gronkowski grew up playing football against his brothers in the backyard. Two of his brothers have NFL playing experience. Dan Gronkowski, finished the 2011 season with Cleveland after spending part of the season with the Patriots. He also spent time with Detroit (2009) and Denver (2010). Chris is currently playing for Denver after spending 2010 with Dallas and 2011 with Indianapolis. The Gronkowskis are among 23 different sets of three brothers to have played in the NFL and join nine other families with at least three brothers in the NFL playing at the same time. (Dan is currently out of the NFL).

Family	Brothers	Yr. in NFL at Same Time
Gronkowski	Rob, Dan, Chris	2010- 2011
Baldinger	Brian, Gary, Rich	1986-88, 90-92
Browner	Joey, Keith, Ross	1984-87
Olsen	Merlin, Phil, Orrin	1976
Saul	Rich, Bill, Ron	1970
Richardson	Gloster, Tom, Willie	1969
Rooney	Bill, Cobb, Joe	1924-27
Kinderdine	Hobby, Shine, Walt	1924
Nesser	Al, Frank, Fred, John, Phil, Ted	1921



PATRIOTS OFFENSIVE NOTES

GRONKOWSKI'S 27 TDS ARE SECOND MOST IN FIRST TWO NFL SEASONS

Most Touchdown Catches First Two NFL seasons

No.	Player
28	Randy Moss (Minnesota – 17 and 11)
27	Rob Gronkowski (10 and 17)
25	Bob Hayes (Dallas – 12 and 13)

Gronkowski has 30 touchdown receptions and 31 touchdowns overall since entering the NFL in 2010. The NFL record for most overall touchdowns in a player's first three NFL seasons is 47 by Barry Sanders and the record for most touchdown reception in a player's first three NFL seasons is 43 by Randy Moss.

GRONKOWSKI IS ONE OF FIVE NFL TIGHT ENDS WITH 90-PLUS RECEPTIONS, 1000-PLUS YARDS AND 10-PLUS TOUCHDOWNS IN A SINGLE SEASON

In 2011, Rob Gronkowski joined Dallas Clark, Jimmy Graham, Tony Gonzalez and Todd Christiansen, as the only tight ends in NFL history with 90-plus receptions, 1,000-plus yards and 10-plus touchdown receptions in a single season.

TIGHT ENDS WITH 90-PLUS RECEPTIONS, 1000-PLUS YARDS AND 10-PLUS TOUCHDOWNS IN A SEASON

Player	Rec.	Yards	TDs	Year
Rob Gronkowski (NE)	90	1,327	17	2011
Jimmy Graham (NO)	99	1,310	11	2011
Dallas Clark (IND)	100	1,106	10	2009
Tony Gonzalez (KC)	96	1,058	10	2008
Todd Christensen (LAR)	92	1,247	12	1983

TIGHT END TANDEM

Ron Gronkowski (90) and Aaron Hernandez (79) combined for 169 receptions in 2011, the most by a pair of tight ends in the same season in NFL history. Jason Witten (94) and Martellus Bennett (33) combined for 127 in 2010 with Dallas for the second most. Gronkowski and Hernandez combined yardage total of 2,237 in 2011 is the most by any tight end pair in NFL history.

Most Receptions by Tight Ends, NFL History

2011	Patriots	169
1984	San Diego	163
2005	Tennessee	149

Most Receiving Yards by Tight Ends, NFL History

2011	Patriots	2,237
1984	San Diego	1,927
1983	San Diego	1,886

TIGHT ENDS COMBINE FOR 24 TDS IN 2011

Gronkowski (17) and Hernandez (7) combined for 24 touchdown receptions. In 2010, Gronkowski had 10 touchdown catches, while Hernandez had six. It is the first time in NFL history a tight end tandem has had five or more touchdowns in consecutive seasons.

AARON HERNANDEZ LEARNS FROM HIS BROTHER

The relationship between Aaron Hernandez and his older brother D.J. has taken on many roles over the years: sibling, teammate, role model and surrogate father. They played high school football together – D.J. the star senior quarterback and Aaron, the athletic, but not quite ready, freshman. When their father passed away when Aaron



was 17, he relied on his brother even more. "I just followed my brother's footsteps," he told the Providence Journal. "I just tried to follow his work ethic because he did everything the right way. He was always successful." D.J., now a graduate assistant at the University of Miami, has tried to instill hard work and perseverance in his younger brother. It's paying off, as Aaron continues to thrive in the Patriots offense.

AARON HERNANDEZ ON HOW BEING A PATRIOT HAS CHANGED HIM

"This is a place that not only did it change my future from them paying me, but it just changed me as a person," he said. "You can't come here and act reckless and do your own stuff, and [I] was one of the persons that when I came here, I might've acted the way I wanted to act, but you get changed by Bill Belichick's way. You get changed by the Patriots' way. Now that I'm a Patriot, I have to start living like one, and making the right decisions for them."

HERNANDEZ PUTS UP BIG NUMBERS IN 2011

Hernandez finished the 2011 season with 79 receptions for 910 yards and seven touchdowns. The 910 yards are the fourth best in Patriots history for a tight end.

Most Receiving Yards by a Patriots Tight End

Player	Yards	Year
Rob Gronkowski	1,327	2011
Ben Coates	1,174	1994
Ben Coates	915	1995
Aaron Hernandez	910	2011
Marv Cook	808	1991

BRANDON LLOYD OWNS THIRD-HIGHEST SINGLE SEASON RECEIVING AVG.

Brandon Lloyd finished the 2010 season with an 18.8-yard average on 77 receptions for 1,448 yards, the third-highest single season receiving average in NFL history.

HIGHEST RECEIVING AVERAGE SINGLE SEASON (Min. 75 receptions)

Since 1970 NFL Merger

Player	Team	Year	Avg.
Torry Holt	St. Louis	2000	19.9 (82-1,635)
Roy Green	St. Louis	1984	19.9 (78-1,555)
Brandon Lloyd	Denver	2010	18.8 (77-1,448)

LLOYD AND THE LONG BALL

Lloyd has 28 receptions of 25 or more yards since 2010, the fifth best during that time frame, behind DeSean Jackson (32), Mike Wallace (31), Calvin Johnson (30) and Larry Fitzgerald (29). Lloyd has two receptions of 25 or more yards with New England, a 27-yard receptions at Tennessee (9/9) and a 25-yard touchdown catch at Buffalo (9/30).

MANKINS GOT A UNIQUE RIDE TO THE AFC CHAMPIONSHIP GAME

Logan Mankins' car wouldn't start when he was leaving the team hotel to head to last season's AFC Championship Game. He went back into the hotel lobby with plans to call a car service for help, but he ran into fans dressed in Patriots apparel and asked if they were going to the game and if they could give him a ride. The fans planned on parking at their usual spot across from the stadium but Mankins was able to return the favor of a ride for premium parking right next to the stadium.

STEVAN RIDLEY HAS THREE 100-YARD RUSHING DAYS IN 2012

Stevan Ridley had his first career 100-yard day in the 2012 season opener at Tennessee (9/9) with 125 yards rushing on 21 carries for a 6.0-yard average. He finished with 106 yards rushing on 22 carries for a 4.8-yard average at Buffalo (9/30) and then had a career-high 151 rushing yards vs. Denver (10/7).

RIDLEY GOES LONG

In the season opener at Tennessee (9/9/12), Ridley had five runs of 15 or more yards (17, 17, 16, 15, 15). No Patriots running back in at least the past 25 years has done that in a single game, according to the Elias Sports Bureau. It is the first time under Bill Belichick that a Patriots running back had five runs of 15 or more yards rushing in the same game. Ridley was the first under Belichick to have four runs of 15 or more yards in the same game when he had runs of 33, 25, 20, and 18 at Oakland on Oct. 2, 2011. Tennessee's Chris Johnson was the last NFL player to have five runs of 15 or more yards in a game (Nov. 27, 11 vs. Tampa Bay).



WR Wes Welker News & Notes

WELKER LEADS NFL IN RECEPTIONS SINCE 2007

Wes Welker leads the NFL with 602 receptions since the start of 2007. Welker led the NFL in 2011 with 122 receptions and led the AFC and finished second in the NFL with 1,569 receiving yards. He had 22 more receptions than the next wide receiver (Roddy White (ATL) with 100). He enters this week second in the NFL to Percy Harvin (49) with 48 receptions.



2007-PRESENT NFL REC. LEADERS

Player	Team	Rec.	Yds	TD
Wes Welker	NE	602	6,727	33
Reggie Wayne	IND	513	6,827	38
Brandon Marshall	DEN/MIA/CHI	509	6,334	35
Roddy White	ATL	508	6,975	46

WELKER BECOMES PATRIOTS ALL-TIME RECEPTION LEADER

Welker became the Patriots' all-time leader in receptions on a 25-yard pass from Tom Brady vs. Arizona (9/16/12) in the second quarter. The catch was the 558th of Welker's Patriots career, moving him past Troy Brown (557). Welker now has 602 receptions as a member of the Patriots. On Nov. 13, 2011 vs. the New York Jets, Welker became the third Patriots player to reach 500 receptions as a member of the Patriots, joining Troy Brown (557) and Stanley Morgan (534).

WELKER PASSES TROY BROWN TO MOVE INTO SECOND ON THE PATRIOTS RECEIVING LIST

Wes Welker (6,727 receiving yards) moved past Troy Brown (6,366) into second place on the New England all-time receiving yards list on a 9-yard reception from Tom Brady in the second quarter at Buffalo (9/30/12). Stanley Morgan is in first place with 10,352 yards. Welker entered the game needing 11 yards to move past Troy Brown.

WELKER FIRST AMONG ACTIVE PLAYERS WITH 16 10-PLUS RECEPTION GAMES

Welker now has 16 10-plus reception games in his career, including two in 2012.

Most Games with 10+ receptions/Active Players

16 Wes Welker	13 Brandon Marshall
15 Andre Johnson	12 Anquan Boldin
15 Reggie Wayne	12 Tony Gonzalez

MOST GAMES WITH 10+ RECEPTIONS IN NFL HISTORY

17 Jerry Rice	13 Tim Brown
16 Wes Welker	13 Brandon Marshall
16 Marvin Harrison	12 Anquan Boldin
15 Reggie Wayne	12 Tony Gonzalez
15 Andre Johnson	
14 Cris Carter	

WELKER TIES JERRY RICE FOR THE MOST 10-CATCH, 100-YARD GAMES IN NFL HISTORY

Welker tied Jerry Rice with his 15th NFL game with 10 receptions and 100-yards receiving for the most in NFL history after finishing with 10 receptions for 138 yards at Seattle (10/14). Welker entered the Seattle game tied with Andre Johnson (14) and Marvin Harrison (14) for second place.

WELKER IS STREAKING

Welker has a streak of 100 straight regular-season games with at least one reception. He has caught at least one pass in each of his 90 games with the Patriots, including seven postseason games. The last time that Welker did not catch a pass in a game was December 24, 2005 when he was with Miami.

LONGEST CURRENT STREAKS / CONSECUTIVE GAMES WITH A RECEPTION

No.	Player
185	Tony Gonzalez
123	Larry Fitzgerald
101	Reggie Wayne
100	Wes Welker
99	Anquan Boldin

WELKER REACHED 1,000 YARDS FOR A PATRIOTS RECORD FOURTH TIME IN 2011

Welker reached 1,000 yards for the fourth time as a member of the Patriots in a win at the New York Jets on Nov. 13, 2011. He finished the 2011 season with a franchise record 1,569 yards. The four 1,000-yard seasons are the most by a Patriots receiver.

MOST 1,000-YARD RECEIVING SEASONS IN PATRIOTS HISTORY

4 Wes Welker (2007-09, 11)

3 Randy Moss (2007-09)

3 Stanley Morgan (1979, 1981, 1986)

WELKER SETS FRANCHISE RECORD IN 2011

Wes Welker had a career-high of 1,569 receiving yards in 2011 for a new franchise record. He surpassed Randy Moss, who had 1,493 yards in 2007. He has 622 receiving yards so far in 2012 and is on pace to finish with 1,659 receiving yards.

PATRIOTS SINGLE-SEASON RECEIVING YARD LEADERS

Player	Season	Yds	Rec.	TD
Wes Welker	2011	1569	122	9
Randy Moss	2007	1493	98	23
Stanley Morgan	1986	1491	84	10
Wes Welker	2009	1348	123	4
Rob Gronkowski	2011	1327	90	17

WELKER SETS PERSONAL BEST WITH NINE TOUCHDOWNS IN 2011

Welker caught a 24-yard touchdown in the third quarter at Washington (12/11/11) for his personal-best ninth touchdown of the season. His previous best was eight touchdowns in 2007.

WELKER PASSES TROY BROWN FOR 7TH ON THE PATRIOTS ALL-TIME TOUCHDOWN RECEIVING LIST

Welker (33) moved past Troy Brown (31) for seventh on the Patriots' all-time receiving list for touchdowns on an 8-yard scoring pass vs. Denver (10/7/12). Irving Fryar is in sixth place with 38 receiving touchdowns.

WELKER BECOMES 2ND PLAYER IN NFL HISTORY WITH TWO 120-CATCH SEASONS; ON PACE FOR 122 IN 2012

Welker led the NFL with 122 receptions in 2011, a total that is tied for the fourth-highest single-season total in NFL history. The 120-plus catch season was the second time in Welker's career he has passed the 120-reception mark (123 in 2009 and 122 in 2011), joining Cris Carter (122 in 1995 and 122 in 1994) as the only players to have 120-plus receptions twice in a career. Welker has 48 receptions so far in 2012 and is on pace for 128.

MOST RECEPTIONS IN A SEASON

Player	Team	Year	Receptions
Marvin Harrison	Indianapolis	2002	143
Wes Welker	New England	2009	123
Herman Moore	Detroit	1995	123
Wes Welker	New England	2011	122
Cris Carter	Minnesota	1995	122
Cris Carter	Minnesota	1994	122
Jerry Rice	San Francisco	1995	122

Most receptions in a season by a Patriots Player

Player	Year	Receptions
Wes Welker	2009	123
Wes Welker	2011	122
Wes Welker	2007	112
Wes Welker	2008	111
Troy Brown	2001	101

WELKER LED TEAM IN RECEPTIONS FOR FIFTH STRAIGHT YEAR

Wes Welker became the first Patriots player to lead the team in receiving in four straight years after finishing 2010 with 86 receptions. He led the team for a fifth straight season with 122 receptions in 2011. He has now led the team in receiving yards four straight seasons.



WR Wes Welker News & Notes

WELKER HAD THREE STRAIGHT 100 CATCH AND 1,000 YARD SEASONS

Welker registered his third straight season with at least 100 receptions (123) and 1,000 receiving yards (1,348) in 2009. Only four other NFL players have had three consecutive seasons of at least 100 receptions and 1,000 yards receiving: Marvin Harrison (4, 1999-02), Brandon Marshall (3, 2007-09), Herman Moore (3, 1995-97) and Jerry Rice (3, 1994-96).

WELKER FINISHED WITH JUST UNDER 8 RECEPTIONS PER GAME IN 2011

Welker averaged 7.6 receptions per game in 2011, totaling 122 receptions in 16 games. The NFL record for highest average per game in a season is 8.9 by Marvin Harrison in 2002. Harrison in 2002 and Welker in 2009 with 8.8 are the only NFL players to average 8.0 or more receptions per game. Welker is averaging 8.0 receptions per game so far in 2012.

NFL Highest Average Per Game/Season

Player	Season	Average
Marvin Harrison (Indianapolis)	2002	8.9
Wes Welker (Patriots)	2009	8.8
Herman Moore (Detroit)	1995	7.7
Lionel Taylor (Denver)	1960	7.7
Wes Welker (Patriots)	2011	7.6
Cris Carter (Minnesota)	1994	7.6
Cris Carter (Minnesota)	1995	7.6
Jerry Rice (San Francisco)	1995	7.6

WELKER: 7.3 CATCHES PER GAME SINCE 2007

Wes Welker is averaging 7.3 receptions per game since joining New England in 2007. His 7.3 average is the highest in the NFL during that time.

MOST RECEPTIONS PER GAME SINCE 2007 (Minimum-20 games)

Player	Team	Average
Wes Welker	New England Patriots	7.3
Brandon Marshall	Denver/Miami/Chicago	6.3
Andre Johnson	Houston Texans	6.3
Reggie Wayne	Indianapolis	6.0

EIGHTH TIME IN NFL HISTORY A PLAYER REACHES 1,000 YARDS IN THE NINTH GAME

Welker reached 1,000 yards in the ninth game of the 2011 season. It is an accomplishment that has happened just eight times in NFL history since the 1970 merger and for the first time since Torry Holt accomplished the feat with St. Louis in 2003. Isaac Bruce accomplished the feat two times. All eight times the accomplishment was reached in the ninth game of the season.

PLAYERS WHO REACHED 1,000 RECEIVING YARDS BY TEAMS NINTH GAME OF THE SEASON

Player	Team	Year
Wes Welker	Patriots	2011
Torry Holt	St. Louis	2003
Isaac Bruce	St. Louis	2000
Marvin Harrison	Indianapolis	2000
Isaac Bruce	St. Louis	1995
Michael Irvin	Dallas	1995
Jerry Rice	San Francisco	1990
Wes Chandler	San Diego	1982

WELKER BECOMES FASTEST PLAYER IN NFL HISTORY TO REACH 500 RECEPTIONS WITH ONE TEAM

Welker reached 500 receptions as a member of the Patriots in his 70th game with the team and became the fastest player to record 500 receptions with one team, surpassing Anquan Boldin (80 games with Arizona). He is the fourth player in NFL history with at least 500 catches in a five-year span. Only Marvin Harrison (five times), Cris Carter (twice) and Pro Football Hall of Famer Jerry Rice (once) have accomplished the feat.

THE PLAYERS TO REACH 500 RECEPTIONS WITH ONE TEAM IN THE FEWEST GAMES

Player	Team	Games
Wes Welker	New England	70
Anquan Boldin	Arizona	80

WELKER JOINS RICE AND HARRISON WITH FOURTH 100-RECEPTION SEASON

Welker added seven receptions at Washington (12/11/11) to reach 100 receptions for the season and become the third player in NFL history with four 100-catch seasons. Welker joins Marvin Harrison and Jerry Rice as the only players with four 100-reception seasons.

MOST 100-RECEPTIONS SEASON IN NFL HISTORY

Player	100-reception seasons
Wes Welker	4
Marvin Harrison	4
Jerry Rice	4
Brandon Marshall	3
Herman Moore	3
Andre Johnson	3
Reggie Wayne	3

WELKER TIES NFL RECORD FOR 10-PLUS CATCH GAMES IN A SEASON WITH SEVEN IN 2009

Welker had seven 10-plus reception games in 2009 season to tie the NFL record for most 10-plus reception games in a single season. Andre Johnson of Houston had seven 10-plus reception games in 2008.

PATRIOTS MOST GAMES WITH 10-PLUS CATCHES

No. of 10-plus reception games for the Patriots

Wes Welker	16
Ben Coates	5
Troy Brown	5

WELKER TIES NFL RECORD WITH THREE GAMES OF 8 RECEPTIONS, 150 YARDS AND A TD

Welker is tied with six other players as the only players in NFL history to have at least eight receptions, 150 receiving yards and at least one touchdown three times in a single season with three such games in 2011.

PLAYERS TIED FOR NFL RECORD OF THREE GAMES WITH 8+ REC, 150+ YDS, AND 1+ TD IN A SINGLE SEASON

Wes Welker	2011
Randy Moss	2003
Tim Brown	1995
Isaac Bruce	1995
Jerry Rice	1993
Sterling Sharpe	1989
Roy Green	1984

WELKER SETS FRANCHISE RECORDS

Welker had a career-high 217 receiving yards to set a franchise record at Buffalo (9/25/11). The previous record was set by Terry Glenn when he had 214 at Cleveland on Oct. 3, 1999. It is the second 200-yard performance in franchise history. Welker's previous best was 192 yards vs. the New York Jets (11/22/09). Welker's 16 receptions at Buffalo are also a personal best and are tied with Troy Brown for the franchise mark. Brown had 16 vs. Kansas City on Sept. 22, 2001. Welker's previous best were the 15 he had vs. the New York Jets (11/22/09).

WELKER IS NFL LEADER IN YARDS AFTER THE CATCH SINCE 2007

Wes Welker leads the NFL with 3,579 yards after the catch since 2007, 1,019 yards ahead of second place player, Ray Rice of Baltimore with 2,569 yards.

2007-PRESENT NFL REC. LEADERS

Player	Team	Yards After the Catch
Wes Welker	NE	3,579
Ray Rice	Baltimore	2,569
Darren Sproles	San Diego/New Orleans	2,448

WELKER HAS 27 100-YARD GAMES

Welker has 27 100-yard games, second in Patriots' history to the 38 100-yard games by Stanley Morgan. Welker has nine games with 100-yards in a half, with six first half 100-yard games and three second half 100-yard games.



PATRIOTS OFFENSIVE/DEFENSIVE NOTES

2011 FIRST ROUND PICK NATE SOLDER

It only took a day for Nate Solder to decide to change from his lifelong position of tight end to tackle after playing his freshman year at Colorado as a tight end. "My coaches came to me and said, 'You'd be an all right tight end, but you'd be an even better tackle,'" he told the Boston Globe. "I've always wanted to be great, so that's why I moved to tackle." He added over 30 pounds after his redshirt freshman season and was named the team's starting left tackle. He played in 2,540 of 2,542 offensive plays over the next three seasons at Colorado and became an immediate contributor on the Patriots offensive line at right tackle as a rookie before moving to left tackle.

MATTHEW SLATER: LIKE FATHER LIKE SON

Matthew Slater is one of seven sons of Hall of Fame members to be drafted in NFL history.

HALL OF FAME FATHERS WITH SONS DRAFTED IN THE NFL

Jackie Slater (class of 2001) – son, Matthew Slater (NE)
 Howie Long (class of 2000) – son, Chris Long (STL)
 Bobby Bell (class of 1983) – son, Bobby Bell (NYJ)
 Tony Dorsett (class of 1994) – son, Anthony Dorsett (HOU)
 Bob Griese (class of 1990) – son, Brian Griese (DEN)
 Russ Grimm (class of 2010) – son, Cody Grimm (TB)
 Kellen Winslow (class of 1995) – son, Kellen Winslow (CLE)

DONALD THOMAS: FROM NO HIGH SCHOOL FOOTBALL TO THE NFL

Donald Thomas found football while playing basketball. A former high school baseball and basketball player who had never played football at any level, Thomas often played pickup basketball at the student gymnasium and one day found himself playing with several members of the UConn football team who convinced him to try out for the team. After meeting with coaches, Thomas walked on to the team as a defensive lineman for the scout team in 2003. He red-shirted a year before contributing on special teams. In 2007, he got his chance to play offensive guard, earning All-Big East honors before being selected in the sixth round of the 2008 draft by the Miami Dolphins.

SEBASTIAN VOLLMER MAKES HIS MARK

A native of Kaarst, Germany, Vollmer did not begin playing football until the age of 14 when he started playing for the Dusseldorf club team. Vollmer helped lead his German prep school team to two national football championships. His early football success landed him an appearance in the 2004 Global Junior Championships in San Diego, which led him to a scholarship at Houston. He spoke almost no English when he signed with Houston, but he became fluent in the language as he developed from a 250-pound tight end into a 315-pound lineman who started his final 25 games at tackle for the Cougars. Vollmer's collegiate career created interest from the NFL where the Patriots drafted him in the second round of the 2009 draft. Nicknamed "Seabass" during his playing days at Houston, a nickname that has carried over to the NFL.

WOODHEAD GOES FROM DIVISION II TO THE NFL

Danny Woodhead was a standout at Division II Chadron State in Nebraska. He averaged 178.9 yards per game and totaled 101 rushing touchdowns during his collegiate career. Woodhead's outstanding junior and senior seasons earned him two Harlon Hill Trophies, the Division II equivalent to the Heisman Trophy. He is one of just three players to ever win two or more Harlon Hill Trophies, joining Texas A&M University-Kingsville running back Johnny Bailey, who won it three times (1987-89) before playing six seasons in the NFL for the Bears, Cardinals, and Rams. Valdosta State University's Dusty Bonner was the only other player to win the Harlon Hill Trophy multiple times (2000 and 2001).



DANNY WOODHEAD SET TEAM MARK FOR RUSHING AVERAGE IN 2010

Danny Woodhead finished the 2010 season with 97 rushes for 547 yards, with his average of 5.64 yards per carry setting a new team record (minimum 90 rushing attempts). Woodhead topped Don Calhoun's previous team mark of 5.59 yards per carry in 1976 (129 attempts for 721 yards).

MOST YARDS PER CARRY / SINGLE SEASON PATRIOTS HISTORY

(Minimum 90 rushes)

Player	Year	Gm	Rush	Yds	Avg.	Lg
D. Woodhead	2010	14	97	547	5.64	36t
Don Calhoun	1976	14	129	721	5.59	54
Mosi Tatupu	1983	16	106	578	5.45	55

KYLE ARRINGTON TIED FOR NFL LEAD WITH SEVEN INTERCEPTIONS IN 2011

Kyle Arrington, who had just two interceptions during his entire college career at Hofstra, tied for the NFL lead with a career-high seven interceptions in 2011. The last Patriots player to lead the league in interceptions was Asante Samuel with 10 in 2006. Arrington had two games in 2011 with two picks: at Buffalo on Sept. 25 and vs. Kansas City on Nov. 21.

2011 NFL INTERCEPTION LEADERS

Player	Team	Int	Yds	Avg	Lg	TD
Kyle Arrington	NE	7	92	13.1	28	0
Eric Weddle	SD	7	89	12.7	26	0
Charles Woodson	GB	7	63	9.0	30t	1

PATRICK CHUNG'S JOURNEY TO THE NFL

Long before S. Patrick Chung picked up flag football as a teen, his mother, Jamaican recording artist Sophia George, had preached about being a tough man in a song. Her hit single, "Girlie Girlie" – a traditional reggae song which pokes fun at a boy who was not man enough – topped the charts in 1985. Chung is aware that among his talents he was born with, such as speed and agility, singing is not one of them. Chung possesses a great sense of pride in his unique heritage – his mother is Jamaican and his father is half Jamaican and half Chinese, was born in Jamaica and moved to California at age 12 where he started to play football as a freshman in high school. Chung went on to star at Oregon, where he holds the distinction of starting more games than any other defensive player in school history with 51 starts. He originally entered the draft as a junior, but ultimately decided to return for his senior season. Pinned to the back of his locker is a reminder of the support he has gotten – a Jamaican flag that represents his family's heritage.



STEVE GREGORY WAS ABOUT TO ENTER THE POLICE ACADEMY UNTIL SAN DIEGO CALLED

Steve Gregory's father and stepmother are New York City police officers and both were on duty during the events of September 11, 2001. Following his college career at Syracuse, Gregory took the test to enter the police academy. He found out he passed the test on the same day that the San Diego Chargers called him to offer him a free agent contract.

DONT'A HIGHTOWER WEARS TEDY BRUSCHI'S JERSEY #54

As a first round draft pick, Dont'a Hightower is used to high expectations. Hightower went to training camp with jersey #45 but was switched to jersey #54 prior to the start of the regular season. Former LB Tedy Bruschi wore #54 for 13 seasons. Hightower understands the importance of the number and hopes to live up to its legacy. "I definitely feel honored to be able to wear this number," Hightower said. "I've read that Tedy didn't want it to be retired and he hoped another linebacker would come in and be able to wear this number and be able to play as well. I feel honored. Tedy was a great player, and he means a lot to this organization. I'm definitely proud to be able to wear this number."



PATRIOTS DEFENSIVE NOTES

2012 FIRST ROUND PICK CHANDLER JONES FOLLOWS IN BROTEHRS' FOOTSTEPS

Chandler Jones has two brothers, including Arthur, a fifth-round NFL Draft selection by the Baltimore Ravens in 2010, who was a Syracuse defensive tackle, and John "Bones" Jones, a UFC fighter and the reigning Light Weight Champion.

CHANDLER'S PERK OF BEING IN THE NFL

Chandler Jones was excited to get the Madden football game and play himself: "I've always put myself in Madden manually, but now that I can actually buy the game and see myself already installed in the game, it's great."

FIRST ROUND PICKS MAKE IMPACT IN 2012 OPENER

Chandler Jones forced a fumble on a 1-yard sack of Tennessee QB Jake Locker in the first quarter and Dont'a Hightower recovered the ball and ran 6-yards for a touchdown in the season opener at Tennessee (9/9/12). It is the first fumble returned for a touchdown for the Patriots since Gary Guyton returned a fumble 35 yards for a touchdown at Chicago on Dec. 12, 2010. It is the first defensive touchdown for the Patriots since Sterling Moore returned an interception 21 yards for a score vs. Buffalo on Jan. 1, 2012.

JONES HAS FIRST TWO-SACK GAME

Chandler Jones had his first NFL two-sack game at Seattle (10/14) to increase his team-lead to five sacks on the year. He forced a fumble that was recovered by LB Rob Ninkovich on a 3-yard sack in the second quarter and had a 5-yard sack in the third quarter.

JONES HAS FORCED THREE FUMBLES ON SACKS

Jones now has three forced fumbles in 2012. The Patriots record for most forced fumbles in a season is five by Mike Vrabel in 2007. Jones forced a fumble on a sack at Tennessee (9/9), vs. Arizona (9/16) and at Seattle (10/14).

JONES NAMED AFC ROOKIE OF THE MONTH FOR SEPTEMBER

Jones was named the AFC Rookie of the Month for September. Jones registered three sacks in his first four games with two forced fumbles, the most sacks of any NFL rookie. His first NFL sack at Tennessee resulted in a forced fumble that was returned for a touchdown. Jones finished the month with 19 tackles, three sacks and two forced fumbles. He joins Jerod Mayo (October of 2008) as the only Patriots to be named NFL Defensive Rookie of the Month.

STILL RECEIVING THE LOVE

Kyle Love continues to receive motivation from his father, retired Army colonel Anthony Love. Every game day, his father sends him a text message with words of encouragement to get him excited. His dad has been motivating him since middle school and the message has always remained the same: "Give the coaches a reason to keep you."

KYLE LOVE 'MINI-V' FOLLOWS WILFORK


Kyle Love has been looking up to Vince Wilfork since his days at Mississippi State, when his teammates dubbed him "Mini-V" for his resemblance to the Patriots defensive tackle. The nickname led Love to closely monitor Wilfork as he finished his playing days with the Bulldogs. Little did he know that he would get the chance to watch Wilfork from an even closer perspective – lined up next to him on the Patriots defensive line. "I stay close to that guy always. Watch me out here, I'm right beside him, no matter what," Love told the *Boston Globe*. Now that they're on the same team, Wilfork has become an even bigger influence, like a big brother, according to Love.

STERLING MOORE; MORE TURNOVERS

Patriots defensive back Sterling Moore ended Denver's (10/7) first offensive possession when he ran down Broncos wide receiver Demaryius Thomas and punched the ball loose, recording a forced fumble and then a fumble recovery to give New England possession. The play marked the first forced fumble and the first fumble recovery of Moore's career and was the third forced turnover of his career, joining his two interceptions in the 2011 regular-season finale against Buffalo, one of which was returned 21 yards for a touchdown.

MAYO OVER 100 TACKLES FOR THE FOURTH STRAIGHT YEAR

LB Jerod Mayo finished the 2011 season with 103 tackles, registering 100 tackles for the fourth straight year. He is the first player in New England history to register 100 tackles in his first four NFL seasons. He is the fifth Patriots player to register at least four consecutive 100 tackle seasons. Mayo has had 10 or more tackles in four of the first six games in 2012 and is on pace for his fifth straight season of 100 or more tackles.



100 Tackles in at least four consecutive seasons/Patriots

6 Fred Marion (1985-1990)

5 Lawyer Milloy (1997-2001)

5 Vincent Brown (1991-1995)

4 Jerod Mayo (2008-2011)

4 Steve Nelson (1979-82)

MAYO ON PACE FOR 200 TACKLES IN 2012

Mayo finished first in the NFL with a career-high 193 total tackles in 2010. After six games in 2012, he leads the team with 72 tackles and is on pace to finish the season with 192 total tackles.

Patriots Single Season Tackle Leaders All-Time

Year	Player	Tackles
1983	LB Clayton Weisuhnn	229
1984	LB Steve Nelson	207
2010	LB Jerod Mayo	193
1980	LB Steve Nelson	186

MAYO IS A YOUNG LEADER

Jerod Mayo learned knowledge and discipline are the keys to success while spending afternoons with his three brothers under the supervision of their grandfather, Walter Johnson, a retired Air Force veteran of 30 years. While Mayo's mother worked two jobs, Johnson taught the boys discipline, responsibility and the value of life. Those lessons helped Mayo develop a work ethic and demeanor that has earned him the nickname of "Old Soul" from his teammates. His leadership skills and talent helped him become only the second Patriot to be named AFC Rookie of the Year, earning that title in 2008 to join Michael Haynes (1976).

DOUBLE TROUBLE: CB DEVIN MCCOURTY

After being selected by the Patriots in the first round of the 2010 NFL Draft, CB Devin McCourty became part of a select group in league history. McCourty's identical twin brother, Jason, is a cornerback with Tennessee, selected in the sixth round of the 2009 NFL Draft. The two are the 12th set of twins to play in the NFL. Devin redshirted for the 2005 season and therefore was a year behind his brother in eligibility. McCourty is the second twin to suit up for the Patriots, after CB Kato Serwanga was a member of the team from 1998-2000. His twin brother, Wasswa, played for San Francisco and Minnesota from 1999-2001. According to McCourty's mother, the two can only be told apart by tiny scars on their faces left by chickenpox. The McCourty twins are one of three active sets of twins playing in the NFL.

Current Twins Playing in the NFL

Devin (NE) and Jason McCourty (TEN)

Pat (ARI) and Paul McQuistan (SEA)

Maurkice (PIT) and Mike Pouncey (MIA)



PATRIOTS DEFENSIVE NOTES

MCCOURTY REGISTERS SECOND CAREER TWO-INTERCEPTION GAME AT BUFFALO

Devin McCourty had his second career two-interception game in the win at Buffalo on Sept. 30, 2012. He had his first interception of the 2012 season when he picked off a Ryan Fitzpatrick pass at the Buffalo 42-yard line in the first quarter. He picked off his second pass in the fourth quarter. It is McCourty's second career two-interception game. He had his first two-interception game at Detroit on Nov. 25, 2010. The Patriots are 9-0 when McCourty has at least one interception in a game.

ROB NINKOVICH: WHERE DID HE COME FROM?

Rob Ninkovich's journey to the Patriots was not easy. He entered the league as a fifth-round pick by the Saints in 2006 and was waived four times by New Orleans and Miami before landing in New England on Aug. 2, 2009. He spent the 2009 offseason trying to make the New Orleans team as a long snapper. Before coming to the Patriots, he had appeared in just eight games over three years. He doubled that total in his first year in New England, appearing in 15 games in 2009 and his role on the team has grown since, earning a starting role at linebacker in 2010 and 2011 before moving to a starting role on the defensive line in 2011.



NINKOVICH SCORED AS A TE IN COLLEGE

Ninkovich played some at tight end in college at Purdue and caught two touchdown passes with a 2-yard touchdown pass from Dallas QB Kyle Orton and a 1-yard touchdown pass from former Indianapolis QB Curtis Painter.

NINKOVICH SACKS

Since the beginning of the 2010 season, Ninkovich leads the team with a total of 13.0 sacks over that span.

NINKOVICH AND SPIKES: BACK-TO-BACK WEEKS WITH TWO FORCED FUMBLES EACH

LB Brandon Spikes forced two fumbles at Buffalo (9/30) and Ninkovich forced two fumbles vs. Denver (10/7) to become one of eight Patriots players to record at least two forced fumbles in a single game.

Most Forced Fumbles in a game/ Patriots History


Player	Points
Mike Vrabel (10/28/07 vs. Washington)	3
Rob Ninkovich (10/07/12 vs. Denver)	2
Brandon Spikes (09/30/12 at Buffalo)	2
Adalius Thomas (12/16/07 vs. NY Jets)	2
Rosevelt Colvin (09/16/07 vs. San Diego)	2
Roman Phifer (11/23/02 vs. Minnesota)	2
Tebucky Jones (12/22/01 vs. Miami)	2
Ferric Collins (10/20/96 at Indianapolis)	2

SPIKES IS A THROWBACK

Spikes, who patterns his style of play after Hall of Fame linebacker Dick Butkus, shared his feelings on modeling his game after old school linebackers. "My thing is, when I'm done with this game, I want the older guys when they watch to say, 'He's playing the position the right way.' It's just a point of respect from me to them." Spikes passion and energy is apparent when he plays the game. Said former Patriots safety Rodney Harrison in a recent interview with the Boston Herald: "You can see how much he loves it, how he enjoys being physical. "He's an intimidator. He's got that fight in him. He's going to hit you and you're going to feel it."

VINCE WILFORK REGISTERS FIRST CAREER INTERCEPTIONS IN 2011

Vince Wilfork recorded his first career interception when he picked off QB Philip Rivers in the second quarter vs. San Diego (9/18). He had his second interception at Oakland (10/2) to join Anthony Pleasant (2001) as the only other Patriots defensive lineman to ever record two interceptions in the same season. Wilfork is one of four Patriots defensive lineman to ever record two interceptions overall, joining Pleasant, Richard Seymour and Henry Thomas.



WILFORK SCORES FIRST NFL TOUCHDOWN IN 2011

Wilfork recovered a fumble in the end zone at Washington (12/11/11) for his first touchdown. DE Andre Carter sacked QB Rex Grossman in the end zone and forced a fumble and Wilfork recovered the ball for the Patriots first points in their 34-27 victory.

WILFORK WEARS HIS HEART ON HIS NECK

Wilfork wears No. 75 over his shoulder pads. Underneath hangs a gold chain locket for those who were number one in his heart: his parents. In 2002, parents David and Barbara Wilfork both passed away within five months of each other, leaving the then University of Miami star without his greatest support system. Wilfork, who lost his father to diabetes, has raised hundreds of thousands of dollars for diabetes-related causes. His annual draft day fundraiser, a bowling event he has held for eight years, is one of the longest running fundraising events held by a pro athlete in New England. For his charity work, Wilfork was awarded the 2010 New England Patriots Ron Burton Community Service Award. While he will always cherish his National Championship and Super Bowl rings, his constant reminder lies closest to his heart, a picture of his late parents at their high school prom. "I carry them with me wherever I go," Wilfork said of his parents' keepsake. "My parents pushed me to be the best I could be. The things I do and my wife does, we do out of the kindness of our heart, and we do it for the community. I never look for anything in return. My teammates are my second family. My kids, my wife, the New England Patriots – that's all I have."

VINCE WILFORK: REASONS FOR PATRIOTS SUCCESS

Patriots Pro Bowl DL Vince Wilfork, who has served as a defensive captain for the Patriots for five straight seasons, says the team's continued success is a result of the entire organization working towards one common goal: "The Patriots are all about team, family and smart football players. They try to get good people here from coaches to guys who work in the front office to guys who put on this uniform. I think everybody has to have one goal in mind, and that's to be together. When you get an organization together that is seeking one goal, you can be pretty successful."



PATRIOTS SPECIAL TEAMS NOTES

EVEN STEPHEN

Since joining the Patriots as a fourth-round draft choice in 2006, Stephen Gostkowski has connected on 84.2 percent of his regular-season field goal attempts (155-for-184), achieving the best field goal percentage in Patriots history.



PATRIOTS ALL-TIME LEADERS / FIELD GOAL PCT. (Minimum 50 Attempts)

Player	Years	FGM	FGA	Pct.
Stephen Gostkowski	2006-12	155	184	.842
Adam Vinatieri	1996-05	263	321	.819
Matt Bahr	1993-95	55	72	.764
Tony Franklin	1984-87	93	125	.744
Jason Staurovsky	1988-91	50	69	.724

GOSTKOWSKI THIRD IN POINTS

Gostkowski led the AFC and finished third in the NFL with 143 points in 2011. The 143 points are second to the 148 he had in 2008 and the fourth highest in team history. He is third all-time in Patriots history with 774 total points.

Most Points/ Patriots History

Player	Points
Adam Vinatieri (1996-05)	1,158
Gino Cappelletti (1960-70)	1,130
Stephen Gostkowski (2006-12)	774
John Smith (1974-83)	69

GOSTKOWSKI SEVENTH BEST EVER IN FG PCT.

Stephen Gostkowski's 84.2 field goal percentage is the seventh-best among NFL kickers all-time.

Player	Years	FGM	FGA	Pct.
Nate Kaeding	2004-12	180	207	87.0
Mike Vanderjagt	1998-06	230	266	86.5
Robbie Gould	2005-12	197	228	86.4
Shayne Graham	2001-12	225	261	86.2
Rob Bironas	2005-12	199	231	86.1
Matt Bryant	2002-12	213	252	84.5
Stephen Gostkowski	2006-12	155	184	84.2

GOSTKOWSKI IS FIRST PATRIOTS PLAYER TO KICK TWO 50-YARD FIELD GOALS IN THE SAME GAME

Gostkowski drilled a 51-yard field goal in the third quarter and a 53-yarder in the fourth quarter vs. Arizona on Sept. 16, 2012. The 53-yarder ties a career-long mark. He also had a 53-yarder at Denver on Nov. 11, 2009. It is the first time in Patriots history that a player has connected on two 50-yard field goals in the same game.

GOSTKOWSKI ONE 50-YARD FIELD GOAL AWAY FROM TYING FOR THE FRANCHISE LEAD

Gostkowski is now 7-of-10 from 50 yards or more as member of the Patriots and needs one more 50-yard field goal to tie Adam Vinatieri for most 50-yard field goals in New England history. Patriots Record for Most 50 Yard Field Goals

Player	Years	FGM	FGA	Pct.
Adam Vinatieri	1996-2005	8	17	47.1
Stephen Gostkowski	2006-12	7	10	70.0
Tony Franklin	1984-87	3	6	50.0

ZOLTAN MESKO: COMING TO AMERICA

P Zoltan Mesko was born in Timisoara, Romania on the Romania-Hungary border. On Many occasions in 1989, during the communist revolutions, his family was forced to take cover to avoid gun shots from the armies. Even after the fall of the Berlin Wall, his family lived in poverty. His family left Romania when his father won a United States Permanent Resident Card (green card) in the Diversity Immigrant Visa Lottery in 1997 when Mesko was 11. "I survived a war," he noted. "I was coming from a really low point growing up, with communism and a very adverse economic situation. Coming over here, I'm very grateful for where I am. It happens by luck that I am here," he said. "When my dad applied for the green card lottery, there were 20 million applicants and 55,000 winners. That's a percentage in itself that tells you I am lucky to be here."

MESKO DISCOVERS FOOTBALL

An avid soccer player from his days in Romania, Mesko had a strong leg. It was only when he came to America that he discovered his leg could take him places. In eighth grade, Mesko was playing kickball in the gym when he kicked the ball so high that he broke a light fixture. He was given a choice: pay for the light fixture or play football. The choice was an easy one—Mesko decided to play football. His leg would land him numerous Division I scholarships and admission offers from Ivy League schools. From those, Mesko chose to play football at Michigan.



MESKO SETS FRANCHISE RECORD WITH A 46.5 AVERAGE IN 2011

Mesko led the AFC and finished third in the NFL in 2011 with a 41.5 net average. His 46.5 average overall in 2011 is the best in team history, topping the 45.8 average by Tom Tupa in 1997.

MESKO HAS SIXTH-BEST NET AVERAGE IN NFL HISTORY IN 2011

Mesko finished the 2011 season with a 41.5 net average, the sixth-best net average in NFL history. It marked just the 24th time in NFL history that a player finished a season with a net average over 40 yard.

BEST NET AVERAGE IN NFL HISTORY/SEASON

Player	Year	Net Average
Andy Lee (San Francisco)	2011	44.0
Shane Lechler (Oakland)	2009	43.9
Thomas Morstead (New Orleans)	2011	43.1
Donnie Jones (St. Louis)	2009	41.7
Matt McBriar (Dallas)	2010	41.7
Zoltan Mesko (Patriots)	2011	41.5



PATRIOTS KEY CONTRIBUTORS

OFFENSE

WR Wes Welker (TR-MIA, '07)

Welker's 48 receptions through the first six weeks of the season are the most in the AFC and the second most in the NFL. Minnesota Vikings WR Percy Harvin is the current leader with 49 receptions ... Welker has the second most receiving yards in the NFL (622) through the first six weeks of the season...Welker has now recorded 100 yards receiving in four straight games after finishing with 138 receiving yards against Seattle in Week 6. Welker's four game streak ties the Patriots' record for most consecutive 100-yard games which was originally set by Randy Moss in 2007 ... Welker hauled in 10 passes during the team's Week 6 loss to Seattle, tying Jerry Rice for the most 10-catch, 100-yard games in NFL history (15) ... Welker extended his streak to 100 straight regular season games with at least one reception, including his time with the Miami Dolphins. He is now one of 38 NFL players to have a streak of at least 100 games with one reception.

Welker vs. New York Jets (Regular Season)

G	Rec	Yds	Avg	LG	TD
15	72	858	11.9	73	3

LT Nate Solder (D1, '11)

Moved to left tackle at the beginning of the 2012 season and has started every game since. Appeared in 16 games in 2011, making 13 starts – 11 at right tackle and two as a tackle-eligible tight end ... Started all three postseason games at right tackle, including Super Bowl XLVI.

This is Solder's third game vs. the Jets

LG Logan Mankins (D2, '05)

Eighth-year mainstay at guard and four time Pro Bowler, has started all 109 regular-season games and all 13 postseason games in which he has appeared in since joining the Patriots in 2005.

This is Mankins' thirteenth regular season game vs. the Jets

OL Dan Connolly (FA-'07)

Has started every game in which he has appeared this season at right guard ... Took over as starting center after season-ending leg injury to Dan Koppen in the 2011 opener ... Played in 13 games with 11 starts in 2011 ... Started at center for all three postseason games, including Super Bowl XLVI against the N.Y. Giants (2/5).

This is Connolly's sixth regular season game vs. the Jets

OL Marcus Cannon (D5a, '11)

Has seen time as a key reserve on the offensive line in 2012.

This is Cannon's first game vs. the Jets

RT Sebastian Vollmer (D2d, '09)

Has started every game in 2012 at right tackle and has rebounded strong from an injury ravaged 2011 in which he was inactive for 10 regular season and two playoff games ... Despite being limited to six games in 2011, returned to start at right tackle in Super Bowl XLVI vs. the N.Y. Giants (2/5).

This is Vollmer's sixth regular season game vs. the Jets

OL RYAN WENDELL (FA-'08)

Has started at center in every game of the 2012 season ... After spending his rookie season and most of the 2009 season on the practice squad, Ryan Wendell had been a key reserve on the offensive line, seeing starting assignments at center and both guard positions before earning the starting center position ... Also plays on special teams units.

This is Wendell's sixth regular season game vs. the Jets



TE Rob Gronkowski (D2a, '10)

Gronkowski's 29 receptions are the most by an AFC TE in 2012 and the second most in the NFL behind Atlanta TE Tony Gonzalez (43) ... Gronkowski's three receiving touchdowns lead the team in 2012 ... Gronkowski set an NFL record for receiving yards by a tight end in a single season with 1,327 in 2011. Gronkowski also set the NFL all-time record for touchdowns by a tight end in a single season, finishing with 18 (17 receiving, 1 rushing) ... Reached 20 career touchdowns faster than any tight end in NFL history (26 games). Pro Football Hall of Fame TE Mike Ditka previously held the record, achieving the feat in 31 games.

TE Aaron Hernandez (D4,'10)

Hernandez returned to action in Week 6 after missing three games due to an ankle injury that he suffered in the 2012 home opener vs. Arizona on Sept. 16. Hernandez recorded 6 receptions for 30 yards and a touchdown in the team's loss at Seattle. Hernandez's 45 receptions in 2010 set a franchise record for most receptions by a rookie tight end, passing Greg Baty's previous rookie tight end record of 37 receptions in 1986.

WR Brandon Lloyd (UFA-STL, '12)



Lloyd is tied with Kansas City Chiefs WR Dwayne Bowe for the fourth most receptions in the AFC (34)...Lloyd caught his first touchdown as a member of the Patriots in the fourth quarter of the team's Week 4 win at Buffalo ... Lloyd registered his 13th NFL 100-yard game and his first with the Patriots after finishing with 108 yards receiving at Baltimore in Week 3.

Lloyd vs. New York Jets (Regular Season)

G	Rec	Yds	Avg	LG	TD
2	10	167	16.7	33t	1

QB Tom Brady (D6, '00)

Brady has now thrown at least one touchdown pass in 38 straight regular season games following a 46-yard touchdown pass to WR Wes Welker in the first quarter of the team's Week 6 loss at Seattle. It is the third longest streak, behind Drew Brees at 48 (current) and Johnny Unitas (47) (1956-60). Brady's current streak started when he threw a touchdown pass in all 16 games in 2010 and 2011 and now the first five games of 2012. The old team record was 19 games, also set by Brady.

Brady vs. New York Jets (Regular Season)

G	Att	Com	Yds	Pct.	TD	INT	LG
20	632	402	4,590	63.6	26	10	73

RB Stevan Ridley (D3a, '11)

Ridley is currently ranked third in the AFC and fifth in the NFL 524 rushing yards...Ridley's 40 first downs are the most in the NFL through the first six weeks of the season...Ridley had a career-high 151 rushing yards on 28 carries (5.4 avg.) and added a touchdown in the Patriots' Week 5 win vs. Denver. Ridley's 151 rushing yards were the highest single-game rushing yardage total by a Patriots player since Dec. 23, 2007, when Laurence Maroney had 156 yards on 14 carries (11.1 avg.) in a 28-7 Patriots win over Miami.

RB Danny Woodhead (FA-'10)

Woodhead is the only Patriot to record both a receiving touchdown and a rushing touchdown in 2012.

PATRIOTS KEY CONTRIBUTORS

DEFENSE

DE Chandler Jones (D1a, '12)

Jones had his first NFL two-sack game in Week 6 at Seattle to increase his team-lead to five sacks on the year. Jones forced a fumble that was recovered by DL Rob Ninkovich on a 3-yard sack in the second quarter and had a 5-yard sack in the third quarter ... Jones now has three forced fumbles on sacks in 2012.

DT Vince Wilfork (D1, '04)

Wilfork has played in 128 games with 118 starts over eight-plus seasons with the Patriots (2004-12) ... The Patriots own a 98-30 (.765) record in Wilfork's 128 career regular-season games ... Wilfork recovered a Peyton Manning fumble in the third quarter of the team's Week 5 win vs. Denver and his three defensive fumble recoveries in 2012 are tied for the most in the NFL with San Francisco's Carlos Rogers.

DT Kyle Love (FA-'10)

Has started on the Patriots' defensive line in every game of the 2012 season ... Finished the 2011 season with 4.0 sacks for 14 yards, 55 tackles and a fumble recovery ... Started all three postseason games and finished with nine tackles and a pass defended ... Originally joined the team as a rookie free agent in 2010.

DL Rob Ninkovich (FA-'09)

Ninkovich strip-sacked Peyton Manning on first down from the Broncos' 20-yard line in the third quarter of the Patriots Week 5 win vs. Denver and Vince Wilfork recovered the ball at the Broncos' 14-yard line to give the Patriots possession and set up a six-play, 14-yard drive that ended in an 8-yard touchdown run by Steven Ridley and a 31-7 Patriots lead. Ninkovich also forced a McGahee fumble at the Patriots' 11-yard line with 3:48 left in the game and Jermaine Cunningham recovered the loose ball to give the Patriots possession and stop a driving Broncos offense that was looking to cut into a 10-point Denver deficit.

DL Brandon Deaderick (D7b,'10)

Started the 2011 season on the Reserve/PUP list before being activated on Oct. 29 ... After being activated, Deaderick started five of the 10 games in which he played, recording 20 tackles and 2.0 sacks on the season.

LB Jerod Mayo (D1, '08)

Mayo recorded 8 tackles in last week's loss to Seattle and has a total of 72 tackles through six games in 2012. Mayo is on pace to tally 192 tackles this season, which would mark his fifth straight year with 100 or more tackles.

LB Brandon Spikes (D2c,'10)

Spikes recorded 11 tackles in the team's Week 5 win vs. Denver and has registered double digit tackles in three games this season.

LB Don'ta Hightower (D1b,'12)

Hightower recorded his first NFL sack when he dropped Bills QB Ryan Fitzpatrick for a sack in the first quarter of the Patriots' Week 4 win at Buffalo.



CB Devin McCourty (D1,'10)

Has started every game of the 2012 season at cornerback ... McCourty recorded his first interception of 2012 when he picked off Bills QB Ryan Fitzpatrick in the first quarter of the team's Week 4 win at Buffalo. McCourty hauled in a second interception in the fourth quarter, marking the second time in his career that he has recorded two interceptions in a single game. He had his first two-interception game at Detroit on Nov. 25, 2010.

CB Kyle Arrington (FA-'09)

Arrington has started every game of the 2012 season at cornerback ... Started 14 of 16 games and tied Charles Woodson (Green Bay) and Eric Weddle (San Diego) for most interceptions in the league in 2011 with seven ... Notched multiple interceptions twice in 2011 – at Buffalo (9/25) and vs. Kansas City (11/21).



S Steve Gregory (UFA-SD, '12)

Gregory registered his first interception as a Patriot in the first quarter of Week 3's game at Baltimore. Gregory picked off Joe Flacco and returned the ball 36 yards to the Baltimore 6-yard line. The play helped set up a 2-yard touchdown run by rookie RB Brandon Bolden. Gregory's 36-yard interception return is second to the 41-yard return he had vs. San Francisco on Dec. 16, 2010 when he played with San Diego.

S Patrick Chung (D2a,'09)

Has started at safety in every game of 2012 season ... Missed eight games due to injury in 2011 ... Finished the season with 67 tackles, 1.0 sack, one interceptions and four passes defended ... Started all three playoff games including Super Bowl XLVI and made 15 tackles and defended one pass.



THIRD WINNINGEST PRO SPORTS TEAM SINCE 1994

PATRIOTS ARE THIRD WINNINGEST PRO SPORTS FRANCHISE SINCE 1994

Since the 1994 season, the Patriots have won 66.7 percent of their regular season games (196-98), compiling the third-highest winning percentage in major American professional sports over that period. Since 1994, there have been 143 franchises that have fielded teams in the five major American sports leagues (NFL, MLB, NBA, NHL and MLS).

HIGHEST WINNING PERCENTAGE IN MAJOR AMERICAN PROFESSIONAL SPORTS, 1994-PRESENT

(Regular Season – Includes National Football League, Major League Baseball, National Basketball Association, National Hockey League and Major League Soccer)

Records updated through games of October 15, 2012

Rk	Team	Lg	W	L	T/OTL	Pct.
1	San Antonio Spurs	NBA	971	456	0	0.680
2	Detroit Red Wings	NHL	816	359	185	0.668
3	New England Patriots	NFL	196	98	0	0.667
4	Los Angeles Lakers	NBA	934	494	0	0.654
5	Green Bay Packers	NFL	188	106	0	0.639
6	Pittsburgh Steelers	NFL	186	106	1	0.637
7	New Jersey Devils	NHL	748	438	174	0.614
8	Seattle Sounders FC	MLS	58	31	36	0.608
9	Utah Jazz	NBA	867	561	0	0.607
10	New York Yankees	MLB	1801	1206	0	0.599
11	Indianapolis Colts	NFL	174	119	0	0.594
12	Dallas Stars	NHL	710	458	192	0.593
13	Philadelphia Flyers	NHL	689	448	210	0.589
14	Phoenix Suns	NBA	841	587	0	0.589
15	Colorado Avalanche/Quebec Nordiques	NHL	707	475	178	0.585
16	Dallas Mavericks	NBA	823	605	0	0.576
17	Atlanta Braves	MLB	1730	1280	0	0.575
18	Denver Broncos	NFL	168	126	0	0.571
19	Philadelphia Eagles	NFL	165	127	1	0.565
20	Los Angeles Galaxy	MLS	248	181	95	0.564
21	Orlando Magic	NBA	798	630	0	0.559
22	Houston Dynamo	MLS	86	61	71	0.557
23	Vancouver Canucks	NHL	658	504	198	0.557
24	San Jose Sharks	NHL	660	508	192	0.556
25	Baltimore Ravens	NFL	145	116	1	0.555
26	St. Louis Blues	NHL	651	501	207	0.555
27	Miami Heat	NBA	792	636	0	0.555
28	Buffalo Sabres	NHL	660	513	187	0.554
29	Oklahoma City/Seattle Thunder	NBA	788	640	0	0.552
30	Boston Bruins	NHL	643	503	214	0.551
31	Boston Red Sox	MLB	1657	1355	0	0.550
32	Chicago Fire	MLS	202	156	103	0.550
33	Indiana Pacers	NBA	785	643	0	0.550
34	Ottawa Senators	NHL	655	520	185	0.550
35	Houston Rockets	NBA	783	645	0	0.548
36	Pittsburgh Penguins	NHL	658	529	172	0.547
37	Washington Capitals	NHL	642	529	188	0.542
38	Detroit Pistons	NBA	773	655	0	0.541
39	Portland Trail Blazers	NBA	768	660	0	0.538
40	Minnesota Vikings	NFL	158	136	0	0.537
41	Nashville Predators	NHL	503	424	139	0.537
42	St. Louis Cardinals	MLB	1611	1398	0	0.535
43	Dallas Cowboys	NFL	156	137	0	0.532
44	New York Giants	NFL	156	137	1	0.532
45	San Francisco 49ers	NFL	156	138	0	0.531
46	Toronto Maple Leafs	NHL	627	548	185	0.529
47	Los Angeles/Anaheim/CA Angels	MLB	1589	1424	0	0.527
48	New Orleans/Charlotte Hornets	NBA	753	675	0	0.527
49	Los Angeles Dodgers	MLB	1584	1427	0	0.526
50	San Francisco Giants	MLB	1582	1429	0	0.525

NOTES: This analysis uses NFL rules when calculating winning percentage, counting ties as a half-win and a half-loss. For NHL teams, overtime losses (OTL) and ties from 2001-2004 (the NHL abolished ties in 2005-2006 and instituted a shootout system) are counted as ties when calculating winning percentage.

HIGHEST WINNING PERCENTAGE AMONG BOSTON-AREA MAJOR PROFESSIONAL SPORTS TEAMS, 1994-PRESENT

(Rankings listed below are each team's overall ranking among the 143 major American pro sports teams)

Records updated through games of October 15, 2012

Rank	Team	Lg.	W	L	T/OTL	Pct.
3	New England Patriots	NFL	196	98	0	0.667
30	Boston Bruins	NHL	643	503	214	0.551
31	Boston Red Sox	MLB	1657	1355	0	0.550
80	Boston Celtics	NBA	713	715	0	0.499
109	New England Revolution	MLS	192	231	102	0.463



THE TEAM OF THE DECADE

When Robert Kraft purchased the New England Patriots in 1994, few would have thought that 17 years later the franchise would be the undisputed team of the decade in the first decade of the new millennium. Kraft brought a winning vision to the organization and dedicated his resources to building a consistent winner. On Jan. 27, 2000, Kraft hired Bill Belichick to coach the team, and three months later the team drafted then-unheralded quarterback Tom Brady, putting the final pieces in place for the Patriots to become the most successful NFL team of the 2000s. Below is a look at the accomplishments of the Patriots during the first decade of the new millennium that earned the Patriots the "Team of the Decade" moniker.

THE PATRIOTS' UNMATCHED NFL SUCCESS FROM 2000-2009

Super Bowl Titles

New England	3
Pittsburgh.....	2
Baltimore.....	1
Indianapolis.....	1
New Orleans.....	1
N.Y. Giants.....	1
Tampa Bay.....	1

Conference Titles

New England	4
Indianapolis.....	2
N.Y. Giants.....	2
Pittsburgh.....	2
10 Teams	1

Division Titles

New England	7
Indianapolis.....	6
Philadelphia.....	5
Pittsburgh.....	5
San Diego.....	5

Note: The Patriots also finished tied for the division lead twice during the 2000s but lost the division title on tiebreakers in 2002 and 2008.

Playoff Wins

New England	14
Philadelphia.....	10
Pittsburgh.....	10
Indianapolis.....	9
Baltimore.....	8

Playoff Winning Percentage

Team	W	L	Pct.
New England	14	4	.777
New Orleans	5	2	.714
Pittsburgh	10	4	.714
Arizona	4	2	.667
Carolina	5	3	.625
Baltimore	8	5	.615

Playoff Games Played

New England	18
Philadelphia.....	18
Indianapolis.....	17
Pittsburgh.....	14
Baltimore.....	13
N.Y. Giants.....	11

Overall Wins

(Includes Regular Season and Playoffs)

New England	126
Indianapolis.....	124
Pittsburgh.....	113
Philadelphia.....	113
Baltimore.....	100

Overall Winning Percentage

(Includes Regular Season and Playoffs)

Team	W	L	T	Pct.
New England	126	52	0	.708
Indianapolis	124	53	0	.701
Pittsburgh	113	60	1	.652
Philadelphia	113	64	1	.638
Green Bay	98	71	0	.580

Most Victories in a Season (Inc. Playoffs), 2000-09

Team	Year	W
New England	2007	18
New England	2003	17
New England	2004	17
Baltimore	2000	16
St. Louis	2001	16
Pittsburgh	2004	16
Indianapolis	2006	16
Indianapolis	2009	16
New Orleans	2009	16

Most Victories in a Single Regular Season, 2000-09

Team	Year	W
New England	2007	16
Pittsburgh	2004	15
New England	2003	14
New England	2004	14
Indianapolis	2005	14
Indianapolis	2009	14
St. Louis	2001	14

Playoff Games Hosted

New England	9
Philadelphia	9
Pittsburgh.....	8
Indianapolis.....	8

Major Sports League Titles, 2000-09

Los Angeles Lakers	NBA	4
New England Patriots	NFL	3
San Antonio Spurs	NBA	3
Boston Red Sox	MLB	2
Detroit Red Wings	NHL	2
Houston Dynamo	MLS	2
Los Angeles Galaxy	MLS	2
New Jersey Devils	NHL	2
New York Yankees	MLB	2
Pittsburgh Steelers	NFL	2
San Jose Earthquakes	MLS	2

Major Sports Conference Titles, 2000-09

Los Angeles Lakers	NBA	6
New England Patriots	NFL	4
New England Revolution	MLS	4
Los Angeles Galaxy	MLS	4
New York Yankees	MLB	4
Detroit Red Wings	NHL	3
New Jersey Devils	NHL	3
San Antonio Spurs	NBA	3

Seasons of NFL Playoff Advancement

Philadelphia	7
New England	6
Pittsburgh.....	5
Baltimore.....	4
Indianapolis.....	4
Green Bay	3
Oakland.....	3
Seattle	3
New Orleans.....	3



PATRIOTS FOOTBALL NETWORK

The **Patriots Football Network** (PFN) is the full portfolio of media offerings from the three-time Super Bowl Champion New England Patriots. PFN provides Patriots content produced both in-house and with media partners spanning print, television, radio and the Internet.

PATRIOTS ALL ACCESS

T Emmy-Award winning Patriots All Access airs weekly throughout the season on WBZ, Channel 4 in Boston and regional affiliates. Patriots All Access features exclusive, behind-the-scenes access and in-depth weekly features on Patriots players and personnel. Hosted by WBZ's Steve Burton, the show features weekly sit-downs with Coach Bill Belichick, including the popular "Belestrator" segment where the coach breaks down upcoming opponents. Fridays at 7:00 p.m. and Sundays at 9:00 a.m. on **TV 38 in Boston; WNAC-TV in Providence**; Saturdays at 12:05 a.m. on **WMUR-TV in Manchester, N.H.** Saturdays at 5:00 a.m. on **WMTW-TV in Portland, Maine**; Saturdays at 5:00 p.m. on **WCTX-TV in Hartford, Conn.** Saturdays at 7:00 p.m. on **WFXQ-TV in Springfield, Mass.**; Sundays at 11:00 a.m. on **WVII-TV in Bangor, Maine**



TOTALLY PATRIOTS



Totally Patriots is a unique, one of a kind Patriots show aimed for the next generation of Patriots fans. This weekly, youth oriented football show allows school aged fans unprecedented access to their favorite players, enabling them to ask questions in a relaxed, informal setting. It airs on TV-38 on Saturday at morning 10 a.m.

PATRIOTS TODAY AND PATRIOTS THIS WEEK

PATRIOTS TODAY: Available daily at Patriots.com and on Verizon Fios on Demand, as well as on Verizon wireless' VCAST.

PATRIOTS THIS WEEK: Fridays 9:30 p.m. on Comcast Sports Net.

Patriots Today gives fans a daily, in-depth look at the club that is unmatched by any other outlet. The show is hosted by Jackie Brittain with daily reports from Brian Lowe and twice-weekly analysis from PFW's Paul Perillo. This daily Webcast is dedicated exclusively to the Patriots and provides daily features, reports and commentary that will satisfy every fan's daily Patriots fix. Every Friday at 10:30 a.m. on Comcast Sports Net, Jackie Brittain will bring you *Patriots This Week*, providing a thorough recap of each week's developments.

PATRIOTS.COM NEWS

Patriots.com features daily updates and exclusive content from the writers of *Patriots Football Weekly*, offering everything from breaking news to player features and the popular "Ask PFW" postings.

VIDEO

The first professional sports team website to offer streaming video provides Patriots fans with a variety of exclusive video content. Visitors can choose their channel and watch exclusive video from news to cheerleaders. Patriots.com also features video of every Patriots press conference, including postgame press conferences and Coach Belichick's weekday media updates.

AUDIO

Patriots Web Radio programming is available exclusively on Patriots.com beginning at noon each day, Monday through Friday. Kicking off the programming lineup is PFW In Progress, a daily online program that features candid commentary from the writers of *Patriots Football Weekly*. Following PFW In Progress is Patriots Playbook, hosted by John Rooke, featuring items from around the NFL. And new in 2012 is the addition of three shows from FootballNation.com including Kerry Byrne and his Cold Hard Patriots.com also offers streaming audio of every Patriots press conference, as well as archives of Patriots.com Radio shows and exclusive podcasts.

PATRIOTS MONDAY ON WEEI

WEEI Sports Radio broadcasts Patriots Monday each week, offering fans unique insight and analysis from Coach Belichick and Tom Brady in addition to other Patriots players. WEEI will broadcast Patriots Monday live from Gillette Stadium each Monday, kicking off with Dennis & Callahan at 6:00 a.m.

PATRIOTS FRIDAY ON WEEI

WEEI Sports Radio broadcasts Patriots Friday each week, offering fans a look ahead at the weekend's game, match ups and rivalries. Various Patriots players will be featured on air. WEEI will broadcast Patriots Fridays each week throughout the season, kicking off with Dennis & Callahan at 6:00 a.m., followed by Mutt and Merloni at 10:00 a.m. and The Big Show with Glenn Ordway and Michael Holley from 2:00 to 6:00 p.m.

98.5 THE SPORTS HUB PATRIOTS RADIO NETWORK

A new era in Patriots Radio history began in 2009, with the move of the game broadcasts to 98.5 FM, Boston's Sports Hub. The transition to Boston's new all-sports radio station insures that Patriots fans will continue to hear every kick, block and tackle in stereo, and without static, in crystal-clear FM quality. Fans all over New England will be able to listen in to any of 40 stations on the Safety Insurance 98.5 The Sports Hub Patriots Radio Network, starting with Patriots Preview three hours before kickoff, and capped off with Patriots Postgame for three hours after the final gun.



FLAGSHIP STATION 98.5 FM Boston's Sports Hub

MASSACHUSETTS

WAQY	Springfield	102.1 FM
WBEC	Pittsfield	1420 AM
WPKZ	Fitchburg	1280 AM
WNAW	N. Adams	1230 AM
WBSM	New Bedford	1420 AM
WPVQ	Greenfield	95.3 FM
WSAR	Fall River	1480 AM
WWFX	Worcester	100.1 FM
WXTK	Hyannis	95.1 FM

MAINE

WEBB	Augusta	98.5 FM
WWMJ	Bangor	95.7 FM
WBLM	Portland	102.9 FM
WEGP	Presque Isle	1390 AM

CONNECTICUT

WCCC	Hartford	106.9 FM
WGCH	Greenwich	1490 AM
WINY	Putnam	1350 AM
WMOS	New London	102.3 FM

NEW HAMPSHIRE

WTPL	Concord	107.7 FM
WSAK	Hampton	102.1 FM
WLKZ	Laconia	104.9 FM
WKNE	Keene	99.1 FM
WSHK	Portsmouth	105.3 FM
WGHI	Nashua	1590 AM
WPKQ	N. Conway	103.7 FM
WGAM	Manchester	1250 AM

RHODE ISLAND

WPRO	Providence	630 AM
WEAN	Providence	99.7 FM

NEBRASKA

KRNP	Sutherland	100.7 FM
------	------------	----------

NEW YORK

WUSP	Utica	95.5 FM
WUSP	Utica	1550 AM
WARD	Utica	1480 AM

VERMONT

WBTN	Bennington	1370 AM
WORK	Barre	107.1 FM
WKVT	Brattleboro	92.7 FM
WCPV	Burlington	101.3 FM
WEXP	Rutland	101.5 FM
WMOO	Derby Center	92.1 FM
WSTJ	St Johnsbury	1340 AM
WMXR	Woodstock	93.9 FM



2012 OFFENSIVE STATISTICS

WON 3, LOST 3

09/09 W 34-13	at Tennessee	69,143
09/16 L 18-20	Arizona	68,756
09/23 L 30-31	at Baltimore	71,269
09/30 W 52-28	at Buffalo	70,684
10/07 W 31-21	Denver	68,756
10/14 L 23-24	at Seattle	68,137
10/21	New York Jets	
10/28	at St. Louis	
11/11	Buffalo	
11/18	Indianapolis	
11/22	at New York Jets	
12/02	at Miami	
12/10	Houston	
12/16	San Francisco	
12/23	at Jacksonville	
12/30	Miami	

	N.E.	Opp.
TOTAL FIRST DOWNS	177	118
Rushing	69	28
Passing	97	79
Penalty	11	11
3rd Down: Made/Att	41/88	32/76
3rd Down Pct.	46.6	42.1
4th Down: Made/Att	0/2	3/7
4th Down Pct.	0.0	42.9
POSSESSION AVG.	32:23	27:37
TOTAL NET YARDS	2672	2229
Avg. Per Game	445.3	371.5
Total Plays	473	377
Avg. Per Play	5.6	5.9
NET YARDS RUSHING	914	496
Avg. Per Game	152.3	82.7
Total Rushes	217	147
NET YARDS PASSING	1758	1733
Avg. Per Game	293.0	288.8
Sacked/Yards Lost	13/87	11/41
Gross Yards	1845	1774
Att./Completions	243/160	219/141
Completion Pct.	65.8	64.4
Had Intercepted	3	6
PUNTS/AVERAGE	23/38.2	25/48.4
NET PUNTING AVG.	23/34.3	25/40.8
PENALTIES/YARDS	34/312	33/277
FUMBLES/BALL LOST	6/3	13/10
TOUCHDOWNS	21	17
Rushing	10	2
Passing	10	15
Returns	1	0

* SCORE BY PERIODS	Q1	Q2	Q3	Q4	OT	PTS
TEAM	44	44	48	52	0	188
OPPONENTS	19	35	35	48	0	137

* SCORING	T	D	Ru	Pa	Rt	K-PAT	FG	S	PTS
Gostkowski	0	0	0	0	20/20	14/17	0	62	
Ridley	4	4	0	0			0	24	
Gronkowski	3	0	3	0			0	18	
Bolden	2	2	0	0			0	12	
Brady	2	2	0	0			0	12	
Hernandez	2	0	2	0			0	12	
Welker	2	0	2	0			0	12	
Woodhead	2	1	1	0			0	12	
Edelman	1	0	1	0			0	6	
Hightower	1	0	0	1			0	6	
Lloyd	1	0	1	0			0	6	
Vereen	1	1	0	0			0	6	
TEAM	21	10	10	1	20/20	14/17	0	188	
OPPONENTS	17	2	15	0	17/17	6/6	0	137	
2-Pt Conv: TM 0-1, OPP 0-0									
SACKS: Jones 5, Ninkovich 2.5, Cunningham 1, Hightower 1, Mayo 1, Love 0.5, TM 11, OPP 13									
FUM/LOST: Brady 2/0, Ridley 2/1, Gronkowski 1/1, Welker 1/1									

* RUSHING	No.	Yds	Avg	Long	TD
Ridley	118	524	4.4	20	4
Bolden	43	234	5.4	27	2
Woodhead	40	144	3.6	19	1
Brady	10	9	0.9	7	2
Hernandez	1	5	5.0	5	0
Hilliard TM	1	2	2.0	2	0
Vereen	2	1	0.5	1t	1
Edelman	2	-5	-2.5	8	0
TEAM	217	914	4.2	27	10
OPPONENTS	147	496	3.4	17	2

* RECEIVING	No.	Yds	Avg	Long	TD
Welker	48	622	13.0	59	2
Lloyd	34	401	11.8	27	1
Gronkowski	29	356	12.3	41	3
Hernandez	12	89	7.4	23t	2
Woodhead	10	115	11.5	25	1
Edelman	10	85	8.5	17	1
Ridley	6	51	8.5	20	0
Branch	4	41	10.3	25	0
Fells	2	53	26.5	35	0
Bolden	2	11	5.5	11	0
Winslow	1	12	12.0	12	0
Vereen	1	5	5.0	5	0
Hoomanawanui	1	4	4.0	4	0
TEAM	160	1845	11.5	59	10
OPPONENTS	141	1774	12.6	68t	15

* INTERCEPTIONS	No.	Yds	Avg	Long	TD
McCourty	2	34	17.0	34	0
Wilson	2	22	11.0	22	0
Gregory	1	36	36.0	36	0
Mayo	1	0	0.0	0	0
TEAM	6	92	15.3	36	0
OPPONENTS	3	23	7.7	23	0

* PUNTING	No.	Yds	Avg	Net	TB	In	Lg	B
Mesko	22	879	40.0	34.3	2	13	56	1
TEAM	23	879	38.2	34.3	2	13	56	1
OPPONENTS	25	1211	48.4	40.8	2	10	66	0

* PUNT RETURNS	Ret	FC	Yds	Avg	Long	TD
Edelman	6	1	63	10.5	22	0
Welker	6	3	87	14.5	27	0
TEAM	12	4	150	12.5	27	0
OPPONENTS	5	8	51	10.2	25	0

* KICKOFF RETURNS	No.	Yds	Avg	Long	TD
McCourty	6	141	23.5	28	0
Woodhead	2	43	21.5	23	0
Gronkowski	1	0	0.0	0	0
Slater	1	19	19.0	19	0
TEAM	10	203	20.3	28	0
OPPONENTS	17	356	20.9	36	0

* FIELD GOALS	1-19	20-29	30-39	40-49	50+
Gostkowski	0/0	4/4	6/6	2/5	2/2
TEAM	0/0	4/4	6/6	2/5	2/2
OPPONENTS	0/0	3/3	2/2	1/1	0/0

Gostkowski: (25G,31G) (46G,34G,51G,53G,42N) (37G,49G,20G) (49N,42N,30G) (23G) (25G,35G,35G)
 OPP: (28G,24G) (38G,47G) (27G) () () (34G)

* PASSING	Att	Cmp	Yds	Cmp%	Yds/Att	TD	TD%	Int	Int%	Long	Sack/Lost	Rating
Brady	243	160	1845	65.8	7.59	10	4.1	3	1.2	59	13/87	97.2
TEAM	243	160	1845	65.8	7.59	10	4.1	3	1.2	59	13/87	97.2
OPPONENTS	219	141	1774	64.4	8.10	15	6.8	6	2.7	68t	11/41	100.9



2012 DEFENSIVE STATISTICS

Tackle Statistics based on Coaches Film Review

PLAYER Name	TACKLES			SACKS			INTERCEPTIONS				FUMBLES				SP. TEAMS				
	TT	UT	A	S	Yds	QH	Int	Yds	TD	PD	FF	FR	Yds	TD	TT	UT	A	FF	FR
Jerod Mayo	72	44	28	1.0	7.0	1	1	0	0	2	1	1	0	0	0	0	0	0	0
Brandon Spikes	46	30	16	0.0	0.0	3	0	0	0	1	3	0	0	0	0	0	0	0	0
Patrick Chung	35	18	17	0.0	0.0	0	0	0	0	2	0	0	0	0	1	0	1	0	0
Devin McCourty	33	28	5	0.0	0.0	0	2	34	0	9	0	0	0	0	1	1	0	0	0
Chandler Jones	29	11	18	5.0	16.0	10	0	0	0	1	3	0	0	0	0	0	0	0	0
Kyle Arrington	24	18	6	0.0	0.0	0	0	0	0	2	0	0	0	0	3	3	0	0	0
Tavon Wilson	22	16	6	0.0	0.0	0	2	22	0	4	0	2	0	0	2	1	1	0	0
Dont'a Hightower	21	17	4	1.0	0.0	1	0	0	0	0	0	1	6	1	0	0	0	0	0
Rob Ninkovich	21	13	8	2.5	11.0	3	0	0	0	0	3	1	0	0	0	0	0	0	0
Kyle Love	20	9	11	0.5	0.0	0	0	0	0	0	0	0	0	0	0	0	0	0	0
Vince Wilfork	16	9	7	0.0	0.0	2	0	0	0	3	0	3	0	0	0	0	0	0	0
Steve Gregory	14	11	3	0.0	0.0	0	1	36	0	1	0	0	0	0	0	0	0	0	0
Jermaine Cunningham	10	7	3	1.0	7.0	3	0	0	0	0	0	1	0	0	0	0	0	0	0
Ras-I Dowling	7	5	2	0.0	0.0	0	0	0	0	0	0	0	0	0	0	0	0	0	0
Sterling Moore	5	5	0	0.0	0.0	0	0	0	0	0	1	1	0	0	0	0	0	0	0
Alfonzo Dennard	4	3	1	0.0	0.0	0	0	0	0	1	0	0	0	0	0	0	0	0	0
Tracy White	3	2	1	0.0	0.0	0	0	0	0	0	0	0	0	0	1	1	0	0	0
Trevor Scott	2	1	1	0.0	0.0	1	0	0	0	0	0	0	0	0	1	1	0	0	0
Niko Koutouvides	1	0	1	0.0	0.0	0	0	0	0	0	0	0	0	0	2	0	2	0	0
Bobby Carpenter	1	0	1	0.0	0.0	0	0	0	0	0	0	0	0	0	1	0	1	0	0
Nate Ebner	0	0	0	0.0	0.0	0	0	0	0	0	0	0	0	0	3	3	0	0	0
Marquice Cole	0	0	0	0.0	0.0	0	0	0	0	0	0	0	0	0	2	1	1	0	0
Brandon Bolden	0	0	0	0.0	0.0	0	0	0	0	0	0	0	0	0	2	2	0	0	0
Brandon Deaderick	0	0	0	0.0	0.0	1	0	0	0	0	0	0	0	0	0	0	0	0	0
Shane Vereen	0	0	0	0.0	0.0	0	0	0	0	0	0	0	0	0	1	1	0	0	0
Matthew Slater	0	0	0	0.0	0.0	0	0	0	0	0	0	0	0	0	7	3	4	0	0
Steven Gostkowski	0	0	0	0.0	0.0	0	0	0	0	0	0	0	0	0	1	1	0	0	0
TOTALS	386	247	139	11.0	41.0	25	6	92	0	26	11	10	6	1	28	18	10	0	0

FUMBLES - LOST (6-3)				
No.	Own			O.B.
	Lost	Rec		
Tom Brady	2	0	1	0
Rob Gronkowski	1	1	0	0
Stevan Ridley	2	1	0	1
Nate Solder	0	0	1	0
Wes Welker	1	1	0	0
TOTALS	6	3	1	1

MISC. OFFENSIVE STATS				
Tkl	Ast	FF	FR	
Tom Brady	1	0	0	0
Deion Branch	1	0	0	0
Julian Edelman	1	0	0	0
Rob Gronkowski	1	0	0	0
Stevan Ridley	1	0	0	0
Ryan Wendell	1	0	0	0
TOTALS	6	0	0	0

KEY	
TT-Total Tackles	Int/Yds-Interceptions/Yards Returned
UT-Unassisted Tackles	PD-Passes Defensed

BLOCKED KICKS			
	XP	FG	P
Totals	0	0	0



2012 New England Patriots Roster

AS OF OCTOBER 16, 2012

ALPHABETICAL ROSTER

#	NAME	POS	HT	WT	BORN	YR	COLLEGE	H.S. HOMETOWN
48	Aiken, Danny	LS	6-4	260	8/28/1988	2	Virginia	Roanoke, Va.
24	Arrington, Kyle	CB	5-10	195	8/12/1986	4	Hofstra	Accokeek, Md.
92	Bequette, Jake	DE	6-4	265	2/21/1989	R	Arkansas	Little Rock, Ark.
38	Bolden, Brandon	RB	5-11	220	1/26/1990	R	Mississippi	Baton Rouge, La.
97	Brace, Ron	DL	6-3	330	12/18/1986	4	Boston College	Worcester, Mass.
12	Brady, Tom	QB	6-4	225	8/3/1977	13	Michigan	San Mateo, Calif.
84	Branch, Deion	WR	5-9	195	7/18/1979	11	Louisville	Albany, Ga.
61	Cannon, Marcus	OL	6-5	340	5/6/1988	2	Texas Christian	Odessa, Texas
59	Carpenter, Bobby	LB	6-2	250	8/1/1983	7	Ohio State	Lancaster, Ohio
25	Chung, Patrick	S	5-11	210	8/19/1987	4	Oregon	Rancho Cucamonga, Calif.
23	Cole, Marquice	CB	5-10	195	11/13/1983	4	Northwestern	Hazel Crest, Ill.
63	Connolly, Dan	OL	6-4	310	9/2/1982	7	Southeast Missouri St.	St. Louis, Mo.
96	Cunningham, Jermaine	DE	6-3	255	4/24/1988	3	Florida	Stone Mountain, Ga.
71	Deaderick, Brandon	DL	6-4	305	8/19/1987	3	Alabama	Elizabethtown, Ky.
37	Dennard, Alfonzo	CB	5-10	200	9/9/1989	R	Nebraska	Rochelle, Ga.
21	Dowling, Ras-I	CB	6-1	210	5/9/1988	2	Virginia	Chesapeake, Va.
43	Ebner, Nate	DB	6-0	210	12/14/1988	R	Ohio State	Dublin, Ohio
11	Edelman, Julian	WR	5-10	200	5/22/1986	4	Kent State	Redwood City, Calif.
86	Fells, Daniel	TE	6-4	265	9/23/1983	6	UC Davis	Fullerton, Calif.
94	Francis, Justin	DL	6-4	270	2/8/1989	R	Rutgers	Opa-Locka, Fla.
3	Gostkowski, Stephen	K	6-1	215	1/28/1984	7	Memphis	Madison, Miss.
28	Gregory, Steve	S	5-11	200	1/8/1983	7	Syracuse	Staten Island, N.Y.
87	Gronkowski, Rob	TE	6-6	265	5/14/1989	3	Arizona	Pittsburgh, Pa.
81	Hernandez, Aaron	TE	6-1	245	11/6/1989	3	Florida	Bristol, Conn.
54	Hightower, Dont'a	LB	6-3	270	3/12/1990	R	Alabama	Lewisburg, Tenn.
47	Hoomanawanui, Michael	TE	6-4	263	7/4/1988	3	Illinois	Bloomington, Ill.
95	Jones, Chandler	DE	6-5	260	2/27/1990	R	Syracuse	Endicott, N.Y.
90	Koutouvides, Niko	LB	6-2	245	3/25/1981	9	Purdue	New Britain, Conn.
85	Lloyd, Brandon	WR	6-0	200	7/5/1981	10	Illinois	Blue Springs, Mo.
74	Love, Kyle	DL	6-1	315	11/18/1986	3	Mississippi State	Fairburn, Ga.
15	Mallett, Ryan	QB	6-6	245	6/5/1988	2	Arkansas	Texarkana, Texas
70	Mankins, Logan	G	6-4	310	3/10/1982	8	Fresno State	Catheys Valley, Calif.
51	Mayo, Jerod	LB	6-1	250	2/23/1986	5	Tennessee	Hampton, Va.
32	McCourtly, Devin	CB	5-10	195	8/13/1987	3	Rutgers	Montvale, N.J.
65	McDonald, Nick	OL	6-4	305	6/27/1987	3	Grand Valley State	Sterling Heights, Mich.
14	Mesko, Zoltan	P	6-5	230	3/6/1986	3	Michigan	Twinsburg, Ohio
29	Moore, Sterling	DB	5-10	200	2/3/1990	2	Southern Methodist	Antioch, Calif.
50	Ninkovich, Rob	DL	6-2	260	2/1/1984	7	Purdue	Blue Island, Ill.
22	Ridley, Stevan	RB	5-11	220	1/27/1989	2	Louisiana State	Natchez, Miss.
99	Scott, Trevor	DE	6-5	250	8/30/1984	5	Buffalo	Potsdam, N.Y.
18	Slater, Matthew	WR	6-0	210	9/9/1985	5	UCLA	Anaheim, Calif.
77	Solder, Nate	T	6-8	320	4/12/1988	2	Colorado	Buena Vista, Colo.
55	Spikes, Brandon	LB	6-2	255	9/3/1987	3	Florida	Shelby, N.C.
67	Tennant, Matt	OL	6-4	300	3/19/1987	3	Boston College	Cincinnati, Ohio
64	Thomas, Donald	OL	6-4	305	9/25/1985	5	Connecticut	New Haven, Conn.
34	Vereen, Shane	RB	5-9	205	5/2/1989	2	California	Valencia, Calif.
76	Vollmer, Sebastian	T	6-8	320	7/10/1984	4	Houston	Kaarst, Germany
83	Welker, Wes	WR	5-9	185	5/1/1981	9	Texas Tech	Oklahoma City, Okla.
62	Wendell, Ryan	OL	6-2	300	3/4/1986	4	Fresno State	Diamond Bar, Calif.
58	White, Tracy	LB	6-0	235	4/14/1981	10	Howard	St. Stephen, S.C.
75	Wilfork, Vince	DL	6-2	325	11/4/1981	9	Miami (Fla.)	Boynton Beach, Fla.
27	Wilson, Tavon	DB	6-0	210	3/19/1990	R	Illinois	Washington, D.C.
39	Woodhead, Danny	RB	5-8	200	1/25/1985	5	Chadron State	North Platte, Neb.

NUMERICAL ROSTER

#	NAME	POS
3	Stephen Gostkowski	K
11	Julian Edelman	WR
12	Tom Brady	QB
14	Zoltan Mesko	P
15	Ryan Mallett	QB
18	Matthew Slater	WR
21	Ras-I Dowling	CB
22	Stevan Ridley	RB
23	Marquice Cole	CB
24	Kyle Arrington	CB
25	Patrick Chung	S
27	Tavon Wilson	DB
28	Steve Gregory	S
29	Sterling Moore	DB
32	Devin McCourtly	CB
34	Shane Vereen	RB
37	Alfonzo Dennard	CB
38	Brandon Bolden	RB
39	Danny Woodhead	RB
43	Nate Ebner	DB
47	Michael Hoomanawanui	TE
48	Danny Aiken	LS
50	Rob Ninkovich	DL
51	Jerod Mayo	LB
54	Dont'a Hightower	LB
55	Brandon Spikes	LB
58	Tracy White	LB
59	Bobby Carpenter	LB
61	Marcus Cannon	OL
62	Ryan Wendell	OL
63	Dan Connolly	OL
64	Donald Thomas	OL
65	Nick McDonald	OL
67	Matt Tennant	OL
70	Logan Mankins	G
71	Brandon Deaderick	DL
74	Kyle Love	DL
75	Vince Wilfork	DL
76	Sebastian Vollmer	T
77	Nate Solder	T
81	Aaron Hernandez	TE
83	Wes Welker	WR
84	Deion Branch	WR
85	Brandon Lloyd	WR
86	Daniel Fells	TE
87	Rob Gronkowski	TE
90	Niko Koutouvides	LB
92	Jake Bequette	DE
94	Justin Francis	DL
95	Chandler Jones	DE
96	Jermaine Cunningham	DE
97	Ron Brace	DL
99	Trevor Scott	DE

PRACTICE SQUAD

#	NAME	POS	HT	WT	BORN	YR	COLLEGE	H.S. HOMETOWN
46	Develin, James	RB	6-3	251	7/23/1988	2	Brown	Gilbertsville, Pa.
98	Forston, Marcus	DL	6-3	305	9/28/1989	R	Miami (Fla..)	Miami, Fla.
68	Kopa, Matt	OL	6-6	310	2/25/1987	2	Stanford	Elk Grove, Calif.
17	Salas, Greg	WR	6-1	209	8/25/1988	2	Hawaii	Chino, Calif.
49	Silvestro, Alex	TE	6-3	260	11/15/1988	1	Rutgers	Gibbstown, N.J.
53	Tarpinian, Jeff	LB	6-3	240	10/16/1987	2	Iowa	Omaha, Neb.
60	Warren, Jeremiah	OL	6-4	320	9/20/1987	R	South Florida	Panama City, Fla.
41	Williams, Malcolm	DB	5-11	205	11/22/1987	2	Texas Christian	Grand Prairie, Texas

PRACTICE SQUAD

#	NAME	POS
17	Greg Salas	WR
41	Malcolm Williams	DB
46	James Develin	RB
49	Alex Silvestro	TE
53	Jeff Tarpinian	LB
60	Jeremiah Warren	OL
68	Matt Kopa	OL
98	Marcus Forston	DL

RESERVE/DID NOT REPORT

#	NAME	POS	HT	WT	BORN	YR	COLLEGE	H.S. HOMETOWN
54	Waters, Brian	G	6-3	320	2/18/1977	13	North Texas	Waxahachie, Texas

RESERVE/DID NOT REPORT

#	NAME	POS
54	Brian Waters	G

RESERVE/P.U.P. LIST

#	NAME	POS	HT	WT	BORN	YR	COLLEGE	H.S. HOMETOWN
88	Ballard, Jake	TE	6-6	275	12/21/1987	2	Ohio State	Springboro, Ohio
91	Pryor, Myron	DL	6-1	305	6/13/1986	4	Kentucky	Louisville, Ky.

RESERVE/P.U.P. LIST

#	NAME	POS
91	Myron Pryor	DL
88	Jake Ballard	TE

RESERVE/N.F.I. LIST

#	NAME	POS	HT	WT	BORN	YR	COLLEGE	H.S. HOMETOWN
66	Zusevics, Markus	T	6-5	300	4/25/1989	R	Iowa	Arlington Heights, Ill.

RESERVE/N.F.I. LIST

#	NAME	POS
66	Markus Zusevics	T

EXEMPT/LEFT SQUAD

#	NAME	POS	HT	WT	BORN	YR	COLLEGE	H.S. HOMETOWN
42	Fiammetta, Tony	FB	6-0	250	8/22/1986	4	Syracuse	Walkersville, Md.

EXEMPT/LEFT SQUAD

#	NAME	POS
42	Tony Fiammetta	FB

RESERVE/INJURED LIST

#	NAME	POS	HT	WT	BORN	YR	COLLEGE	H.S. HOMETOWN
26	Allen, Will	CB	5-10	195	8/5/1978	12	Syracuse	Syracuse, N.Y.
30	Barrett, Josh	S	6-2	225	11/22/1984	5	Arizona State	Reno, Nev.
42	Demps, Jeff	RB	5-7	191	1/8/1990	R	Florida	Groveland, Fla.
52	Fletcher, Dane	LB	6-2	245	9/14/1986	3	Montana State	Bozeman, Mont.
82	Herman, Brad	TE	6-5	255	12/29/1989	R	Iowa	Metamora, Ill.
69	Hix, Kyle	OL	6-7	315	9/23/1988	2	Texas	Aledo, Tex.
46	Larsen, Spencer	FB	6-2	245	3/4/1984	5	Arizona	Gilbert, Ariz.
71	Richard, Jamey	OL	6-5	295	10/9/1984	5	Buffalo	Weston, Conn.
80	Shiancoe, Visanthe	TE	6-4	250	6/18/1980	10	Morgan State	Laurel, Md.

RESERVE/INJURED LIST

#	NAME	POS
26	Will Allen	CB
30	Josh Barrett	S
42	Jeff Demps	RB
46	Spencer Larsen	FB
52	Dane Fletcher	LB
69	Kyle Hix	OL
71	Jamey Richard	OL
80	Visanthe Shiancoe	TE
82	Brad Herman	TE

RESERVE/MILITARY LIST

#	NAME	POS	HT	WT	BORN	YR	COLLEGE	H.S. HOMETOWN
15	White, Shun	WR	5-8	195	12/9/1985	1	Navy	Memphis, Tenn.

RESERVE/MILITARY LIST

#	NAME	POS
15	Shun White	WR

HEAD COACH: BILL BELICHICK

ASSISTANTS: Josh Boyer, Cornerbacks; Moses Cabrera, Assistant Strength and Conditioning; Ivan Fears, Running Backs; Brian Flores, Safeties;

George Godsey, Tight Ends; Patrick Graham, Defensive Line; Pepper Johnson, Linebackers; Joe Judge, Special Teams Assistant; Josh McDaniels, Offensive Coordinator/Quarterbacks;

Harold Nash, Head Strength and Conditioning; Scott O'Brien, Special Teams; Chad O'Shea, Receivers; Matt Patricia, Defensive Coordinator; Dante Scarnecchia, Assistant Head Coach/Offensive Line



2012 Numerical Roster

October 16, 2012

3	Stephen Gostkowski	K	6-1	215	28	7	Memphis	D4b-06
11	Julian Edelman	WR	5-10	200	26	4	Kent State	D7a-09
12	Tom Brady	QB	6-4	225	35	13	Michigan	D6b-00
14	Zoltan Mesko	P	6-5	230	26	3	Michigan	D5-10
15	Ryan Mallett	QB	6-6	245	24	2	Arkansas	D3b-11
18	Matthew Slater	WR	6-0	210	27	5	UCLA	D5-08
21	Ras-I Dowling	CB	6-1	210	24	2	Virginia	D2a-11
22	Stevan Ridley	RB	5-11	220	23	2	Louisiana State	D3a-11
23	Marquice Cole	CB	5-10	195	28	4	Northwestern	FA-12
24	Kyle Arrington	CB	5-10	195	26	4	Hofstra	FA-09
25	Patrick Chung	S	5-11	210	25	4	Oregon	D2a-09
27	Tavon Wilson	DB	6-0	210	22	R	Illinois	D2-12
28	Steve Gregory	S	5-11	200	29	7	Syracuse	UFA(SD)-12
29	Sterling Moore	DB	5-10	200	22	2	Southern Methodist	FA-11
32	Devin McCourty	CB	5-10	195	25	3	Rutgers	D1-10
34	Shane Vereen	RB	5-9	205	23	2	California	D2b-11
37	Alfonzo Dennard	DB	5-10	200	23	R	Nebraska	D7a-12
38	Brandon Bolden	RB	5-11	220	22	R	Mississippi	FA-12
39	Danny Woodhead	RB	5-8	200	27	5	Chadron State	FA-10
43	Nate Ebner	DB	6-0	210	23	R	Ohio State	D6-12
47	Michael Hoomanawanui	TE	6-4	263	24	3	Illinois	FA-12
48	Danny Aiken	LS	6-4	260	24	2	Virginia	CW(BUF)-11
50	Rob Ninkovich	DL	6-2	260	28	7	Purdue	FA-09
51	Jerod Mayo	LB	6-1	250	26	5	Tennessee	D1-08
54	Dont'a Hightower	LB	6-3	270	22	R	Alabama	D1b-12
55	Brandon Spikes	LB	6-2	255	25	3	Florida	D2c-10
58	Tracy White	LB	6-0	235	31	10	Howard	TR(PHI)-10
59	Bobby Carpenter	LB	6-2	250	29	7	Ohio State	FA-12
61	Marcus Cannon	OL	6-5	340	24	2	Texas Christian	D5a-11
62	Ryan Wendell	OL	6-2	300	26	4	Fresno State	FA-08
63	Dan Connolly	OL	6-4	310	30	7	Southeast Missouri St.	FA(JAX)-08
64	Donald Thomas	OL	6-4	305	27	5	Connecticut	FA-11
65	Nick McDonald	OL	6-4	305	25	3	Grand Valley State	FA-11
67	Matt Tennant	OL	6-4	300	25	3	Boston College	FA-12
70	Logan Mankins	G	6-4	310	30	8	Fresno State	D1-05
71	Brandon Deaderick	DL	6-4	305	25	3	Alabama	D7b-10
74	Kyle Love	DL	6-1	315	25	3	Mississippi State	FA-10
75	Vince Wilfork	DL	6-2	325	30	9	Miami (Fla.)	D1a-04
76	Sebastian Vollmer	T	6-8	320	28	4	Houston	D2d-09
77	Nate Solder	T	6-8	320	24	2	Colorado	D1-11
81	Aaron Hernandez	TE	6-1	245	22	3	Florida	D4-10
83	Wes Welker	WR	5-9	185	31	9	Texas Tech	TR(MIA)-07
84	Deion Branch	WR	5-9	195	33	11	Louisville	FA-12
85	Brandon Lloyd	WR	6-0	200	31	10	Illinois	UFA(STL)-12
86	Daniel Fells	TE	6-4	265	29	6	UC Davis	UFA(DEN)-12
87	Rob Gronkowski	TE	6-6	265	23	3	Arizona	D2a-10
90	Niko Koutouvides	LB	6-2	245	31	9	Purdue	FA-12
92	Jake Bequette	DE	6-5	265	23	R	Arkansas	D3-12
94	Justin Francis	DL	6-4	270	23	R	Rutgers	FA-12
95	Chandler Jones	DE	6-5	260	22	R	Syracuse	D1a-12
96	Jermaine Cunningham	DE	6-3	255	24	3	Florida	D2b-10
97	Ron Brace	DL	6-3	330	25	4	Boston College	D2b-09
99	Trevor Scott	DE	6-5	250	28	5	Buffalo	UFA(OAK)-12

PRACTICE SQUAD

#	NAME	POS	HT	WT	AGE	YR	COLLEGE	ACQ.
17	Greg Salas	WR	6-1	209	24	2	Hawaii	TR(STL)-12
41	Malcolm Williams	DB	5-11	205	24	2	Texas Christian	D7-11
46	James Develin	RB	6-3	251	24	2	Brown	FA-12
49	Alex Silvestro	TE	6-3	260	23	1	Rutgers	FA-12
53	Jeff Tarpinian	LB	6-3	240	25	2	Iowa	FA-11
60	Jeremiah Warren	OL	6-4	320	25	R	South Florida	FA-12
68	Matt Kopa	OL	6-6	310	25	2	Stanford	FA-11
98	Marcus Forston	DL	6-3	305	23	R	Miami (Fla.)	FA-12

RESERVE/DID NOT REPORT

#	NAME	POS	HT	WT	AGE	YR	COLLEGE	ACQ.
54	Brian Waters	G	6-3	320	35	13	North Texas	FA-11

RESERVE/P.U.P. LIST

#	NAME	POS	HT	WT	AGE	YR	COLLEGE	DATE
88	Jake Ballard	TE	6-6	275	24	2	Ohio State	(8/27/12)
91	Myron Pryor	DL	6-1	305	26	4	Kentucky	(8/27/12)

RESERVE/N.F.I. LIST

#	NAME	POS	HT	WT	AGE	YR	COLLEGE	DATE
66	Markus Zusevics	T	6-5	300	23	R	Iowa	(8/27/12)

EXEMPT/LEFT SQUAD

#	NAME	POS	HT	WT	AGE	YR	COLLEGE	ACQ.
42	Tony Fiammetta	FB	6-0	250	26	4	Syracuse	FA-12

RESERVE/INJURED LIST

#	NAME	POS	HT	WT	AGE	YR	COLLEGE	INJURY (IR date)
26	Will Allen	CB	5-10	195	34	12	Syracuse	knee (8/27/12)
30	Josh Barrett	S	6-2	225	27	5	Arizona State	groin (8/27/12)
42	Jeff Demps	RB	5-7	191	22	R	Florida	knee (8/31/12)
46	Spencer Larsen	FB	6-2	245	28	5	Arizona	knee (8/27/12)
52	Dane Fletcher	LB	6-2	245	26	3	Montana State	knee (8/14/12)
69	Kyle Hix	OL	6-7	315	24	2	Texas	shoulder (8/21/12)
71	Jamey Richard	OL	6-5	295	28	5	Buffalo	head (8/2/12)
80	Visanthe Shiancoe	TE	6-4	250	32	10	Morgan State	(9/5/12)
82	Brad Herman	TE	6-5	255	22	R	Iowa	Achilles (6/12/12)

RESERVE/MILITARY LIST

#	NAME	POS	HT	WT	AGE	YR	COLLEGE	DATE
15	Shun White	WR	5-8	195	26	1	Navy	(8/17/09)



2012 Transactions

UPDATED: October 16, 2012

JANUARY, 2012

1/12/2012 Hartline, Mike Signed a future contract

FEBRUARY, 2012

2/7/2012 Carter, Markell Signed a future contract
 2/7/2012 Davis, Britt Signed a future contract
 2/7/2012 Kopa, Matt Signed a future contract
 2/7/2012 Lavarias, Aaron Signed a future contract
 2/7/2012 Rivera, Mike Signed a future contract
 2/7/2012 Underwood, Tiquan Signed a future contract
 2/7/2012 Ventrone, Ross Signed a future contract
 2/14/2012 Kettani, Eric Signed a future contract
 2/22/2012 Ohmberger, Rich Released
 2/22/2012 Wright, Mike Released

MARCH, 2012

3/5/2012 Welker, Wes Designated Franchise Player
 3/13/2012 Hoyer, Brian Tendered contract
 3/13/2012 Love, Kyle Tendered contract
 3/15/2012 Slater, Matthew Signed
 3/15/2012 Harrison, Marcus Signed
 3/16/2012 Gregory, Steve Signed
 3/16/2012 White, Tracy Signed
 3/17/2012 Gonzalez, Anthony Signed
 3/19/2012 Cole, Marquice Signed
 3/19/2012 Scott, Trevor Signed
 3/20/2012 Connolly, Dan Signed
 3/20/2012 Fanene, Jonathan Signed
 3/20/2012 Fells, Daniel Signed
 3/20/2012 Lloyd, Brandon Signed
 3/20/2012 Cox, Christian Released
 3/21/2012 Allen, Will Signed
 3/21/2012 Gallery, Robert Signed
 3/23/2012 Hoyer, Brian Signed
 3/23/2012 Stallworth, Donte' Signed
 3/26/2012 Polite, Lousaka Released
 3/30/2012 Branch, Deion Signed
 3/30/2012 Fiammetta, Tony Signed
 3/30/2012 Larsen, Spencer Signed

APRIL, 2012

4/5/2012 Carpenter, Bobby Signed
 4/16/2012 Koppen, Dan Signed
 4/16/2012 Koeplin, Chris Signed
 4/26/2012 Jones, Chandler Drafted
 4/26/2012 Hightower, Dont'a Drafted
 4/27/2012 Wilson, Tavon Drafted
 4/27/2012 Bequette, Jake Drafted
 4/28/2012 Ebner, Nate Drafted
 4/28/2012 Dennard, Alfonzo Drafted
 4/28/2012 Ebert, Jeremy Drafted

MAY, 2012

5/3/2012 Warren, Gerard Signed
 5/3/2012 Underwood, Tiquan Released
 5/7/2012 Light, Matt Announced his retirement
 5/7/2012 Gaffney, Jabar Signed
 5/10/2012 Addai, Joseph Signed
 5/10/2012 Bolden, Brandon Signed
 5/10/2012 Forston, Marcus Signed
 5/10/2012 Francis, Justin Signed
 5/10/2012 Herman, Brad Signed
 5/10/2012 Roark, Matt Signed
 5/10/2012 Warren, Jeremiah Signed
 5/10/2012 Zusevics, Markus Signed
 5/15/2012 Wilosn, Tavon Signed/Draft Choice
 5/15/2012 Hartline, Mike Released
 5/17/2012 Ebert, Jeremy Signed/Draft Choice
 5/18/2012 Opprud, Jon Signed
 5/21/2012 Ebner, Nate Signed/Draft Choice
 5/21/2012 Welker, Wes Signed Franchise Tender
 5/23/2012 Jones, Chandler Signed/Draft Choice
 5/29/2012 Dennard, Alfonzo Signed/Draft Choice
 5/29/2012 Melillo, Nick Signed
 5/29/2012 Richard, Jamey Signed
 5/29/2012 Gonzalez, Anthony Released

JUNE, 2012

6/7/2012 Scaife, Bo Signed
 6/7/2012 Carter, Markell Released
 6/7/2012 Melillo, Nick Released
 6/7/2012 Ochocinco, Chad Released
 6/7/2012 Opprud, Jon Released
 6/11/2012 Holley, Jesse Signed
 6/11/2012 Ingersoll, Mike Signed
 6/11/2012 Urban, Tyler Signed
 6/12/2012 Ballard, Jake Claimed off Waivers (NYG)

Continued

June, 2012

6/12/2012 Herman, Brad Placed on Reserve/Injured (Achilles)
 6/15/2012 Bequette, Jake Signed/Draft Choice
 6/19/2012 Ingersoll, Mike Released
 6/19/2012 Scaife, Bo Released
 6/22/2012 Ihedigbo, James Signed

July, 2012

7/19/2012 Hightower, Don't'a Signed/Draft Choice
 7/20/2012 Roark, Matt Released
 7/23/2012 Love, Kyle Signed
 7/25/2012 Bulman, Tim Signed
 7/25/2012 Shiancoe, Visanthe Signed
 7/25/2012 Addai, Joseph Released
 7/27/2012 Weems, Darriion Signed

August, 2012

8/2/2012 Dennis, Derek Signed
 8/2/2012 Waldron, Dustin Claimed off Waivers (MIA)
 8/2/2012 Richard, Jamey Placed on Reserve/Injured (head)
 8/4/2012 Huggins, Kareem Signed
 8/4/2012 Martin, Derrick Signed
 8/4/2012 Gallery, Robert Announced his retirement
 8/4/2012 Fiammetta, Tony Placed on Exempt/Left Squad
 8/5/2012 Huggins, Kareem Released
 8/8/2012 Hill, Kyle Signed
 8/14/2012 Davis, Britt Released
 8/14/2012 Fletcher, Dane Placed on Reserve/Injured (knee)
 8/17/2012 Demps, Jeff Signed
 8/21/2012 Hix, Kyle Placed on Reserve/Injured (shoulder)
 8/21/2012 Fanene, Jonathan Released
 8/21/2012 Hill, Kyle Released
 8/21/2012 Koeplin, Chris Released
 8/27/2012 Ballard, Jake Placed on Reserve/PUP
 8/27/2012 Pryor, Myron Placed on Reserve/PUP
 8/27/2012 Zusevics, Markus Placed on Reserve/N.F.I.
 8/27/2012 Allen, Will Placed on Reserve/Injured (knee)
 8/27/2012 Barrett, Josh Placed on Reserve/Injured (groin)
 8/27/2012 Larsen, Spencer Placed on Reserve/Injured (knee)
 8/27/2012 Bulman, Tim Released
 8/27/2012 Gaffney, Jabar Released
 8/27/2012 Stallworth, Donte' Released
 8/27/2012 Ventrone, Ross Released
 8/27/2012 Warren, Gerard Released
 8/27/2012 Taylor, Kerry Claimed off Waivers (MIN)
 8/31/2012 Demps, Jeff Placed on Reserve/Injured (knee)
 8/31/2012 Branch, Deion Released
 8/31/2012 Brown, Sergio Released
 8/31/2012 Dennis, Derek Released
 8/31/2012 Ebert, Jeremy Released
 8/31/2012 Harrison, Marcus Released
 8/31/2012 Holley, Jesse Released
 8/31/2012 Hoyer, Brian Released
 8/31/2012 Ihedigbo, James Released
 8/31/2012 Kettani, Eric Released
 8/31/2012 Kopa, Matt Released
 8/31/2012 Koppen, Dan Released
 8/31/2012 Koutouvides, Niko Released
 8/31/2012 Lavarias, Aaron Released
 8/31/2012 Martin, Derrick Released
 8/31/2012 Silvestro, Alex Released
 8/31/2012 Tarpinian, Jeff Released
 8/31/2012 Taylor, Kerry Released
 8/31/2012 Urban, Tyler Released
 8/31/2012 Waldron, Dustin Released
 8/31/2012 Warren, Jeremiah Released
 8/31/2012 Weems, Darriion Released
 8/31/2012 Williams, Malcolm Released

SEPTEMBER, 2012

9/1/2012 Salas, Greg Acquired via Trade (STL)
 9/1/2012 Tennant, Matt Claimed off Waivers (NO)
 9/1/2012 Carpenter, Bobby Released
 9/1/2012 Austin, Thomas Signed to the practice squad
 9/1/2012 Kettani, Eric Signed to the practice squad
 9/1/2012 Kirkland, Sam Signed to the practice squad
 9/1/2012 Kopa, Matt Signed to the practice squad
 9/1/2012 Silvestro, Alex Signed to the practice squad
 9/1/2012 Tarpinian, Jeff Signed to the practice squad
 9/1/2012 Williams, Malcolm Signed to the practice squad
 9/2/2012 Develin, James Signed to the practice squad
 9/4/2012 Hilliard, Lex Signed
 9/4/2012 Tennant, Matt Released
 9/5/2012 Hoomanawanui, Michael Signed
 9/5/2012 Shiancoe, Visanthe Placed on Reserve/Injured (designated for return)
 9/5/2012 Taylor, Kerry Signed to the practice squad



2012 Transactions

Continued

SEPTEMBER, 2012

9/5/2012	Warren, Jeremiah	Signed to the practice squad
9/5/2012	Kettani, Eric	Released from the practice squad
9/5/2012	Kirkland, Sam	Released from the practice squad
9/12/2012	Quarles, Cyhl	Signed to the practice squad
9/12/2012	Silvestro, Alex	Released from the practice squad
9/19/2012	Branch, Deion	Signed
9/19/2012	Koutouvides, Niko	Signed
9/19/2012	Winslow, Kellen	Signed
9/19/2012	Hilliard, Lex	Released
9/19/2012	Rivera, Mike	Released
9/19/2012	Salas, Greg	Released
9/20/2012	Salas, Greg	Signed to the practice squad
9/20/2012	Taylor, Kerry	Released from the practice squad
9/26/2012	McClain, Terrell	Signed
9/26/2012	Forston, Marcus	Released
9/27/2012	Winslow, Kellen	Released
9/28/2012	Forston, Marcus	Signed to the practice squad
9/28/2012	Quarles, Cyhl	Released from the practice squad
9/29/2012	Tennant, Matt	Signed

OCTOBER, 2012

10/3/2012	Carpenter, Bobby	Signed
10/3/2012	Silvestro, Alex	Signed to the practice squad
10/3/2012	McClain, Terrell	Released
10/3/2012	Austin, Thomas	Released from the practice squad



2012 Positional Roster

October 16, 2012							
DEFENSE (26)							
#	NAME	POS	HT	WT	BORN	YR	H.S. HOMETOWN
DEFENSIVE LINE (10)							
92	Bequette, Jake	DE	6-5	265	2/21/1989	R	Little Rock, Ark.
97	Brace, Ron	DL	6-3	330	12/18/1986	4	Worcester, Mass.
96	Cunningham, Jermaine	DE	6-3	255	4/24/1988	3	Stone Mountain, Ga.
71	Deaderick, Brandon	DL	6-4	305	8/19/1987	3	Elizabethtown, Ky.
94	Francis, Justin	DL	6-4	270	2/8/1989	R	Opa-Locka, Fla.
95	Jones, Chandler	DE	6-5	260	2/27/1990	R	Endicott, N.Y.
74	Love, Kyle	DL	6-1	315	11/18/1986	3	Fairburn, Ga.
99	Scott, Trevor	DE	6-5	250	8/30/1984	5	Potsdam, N.Y.
50	Ninkovich, Rob	DL	6-2	260	2/1/1984	7	Blue Island, Ill.
75	Wilfork, Vince	DL	6-2	325	11/4/1981	9	Boynton Beach, Fla.
LINEBACKER (6)							
59	Carpenter, Bobby	LB	6-2	250	8/1/1983	7	Lancaster, Ohio
54	Hightower, Dont'a	LB	6-3	270	3/12/1990	R	Lewisburg, Tenn.
90	Koutouvides, Niko	LB	6-2	245	3/25/1981	9	New Britain, Conn.
51	Mayo, Jerod	LB	6-1	250	2/23/1986	5	Hampton, Va.
55	Spikes, Brandon	LB	6-2	255	9/3/1987	3	Shelby, N.C.
58	White, Tracy	LB	6-0	235	4/14/1981	10	St. Stephen, S.C.
DEFENSIVE BACK (10)							
24	Arrington, Kyle	CB	5-10	195	8/12/1986	4	Accokeek, Md.
25	Chung, Patrick	S	5-11	210	8/19/1987	4	Rancho Cucamonga, Calif.
23	Cole, Marquice	CB	5-10	195	11/13/1983	4	Hazel Crest, Ill.
37	Dennard, Alfonzo	CB	5-10	200	9/9/1989	R	Rochelle, Ga.
21	Dowling, Ras-I	CB	6-1	210	5/9/1988	2	Chesapeake, Va.
43	Ebner, Nate	DB	6-0	210	12/14/1988	R	Dublin, Ohio
28	Gregory, Steve	S	5-11	200	1/8/1983	7	Staten Island, N.Y.
32	McCourtly, Devin	CB	5-10	195	8/13/1987	3	Montvale, N.J.
29	Moore, Sterling	DB	5-10	200	2/3/1990	2	Antioch, Calif.
27	Wilson, Tavon	DB	6-0	210	3/19/1990	R	Washington, D.C.
OFFENSE (24)							
#	NAME	POS	HT	WT	BORN	YR	H.S. HOMETOWN
OFFENSIVE LINE (9)							
61	Cannon, Marcus	OL	6-5	340	5/6/1988	2	Odessa, Texas
63	Connolly, Dan	OL	6-4	310	9/2/1982	7	St. Louis, Mo.
70	Mankins, Logan	G	6-4	310	3/10/1982	8	Cathays Valley, Calif.
65	McDonald, Nick	OL	6-4	305	6/27/1987	3	Sterling Heights, Mich.
77	Solder, Nate	T	6-8	320	4/12/1988	2	Buena Vista, Co.
67	Tennant, Matt	OL	6-4	300	3/19/1987	3	Cincinnati, Ohio
64	Thomas, Donald	OL	6-4	305	9/25/1985	5	New Haven, Conn.
76	Vollmer, Sebastian	T	6-8	320	7/10/1984	4	Kaarst, Germany
62	Wendell, Ryan	OL	6-2	300	3/4/1986	4	Fresno State
QUARTERBACK (2)							
12	Brady, Tom	QB	6-4	225	8/3/1977	13	San Mateo, Calif.
15	Mallett, Ryan	QB	6-6	245	6/5/1988	2	Texarkana, Texas
WIDE RECEIVER (5)							
84	Branch, Deion	WR	5-9	195	7/18/1979	11	Albany, Ga.
11	Edelman, Julian	WR	5-10	200	5/22/1986	4	Redwood City, Calif.
85	Lloyd, Brandon	WR	6-0	200	7/5/1981	10	Blue Springs, Mo.
18	Slater, Matthew	WR	6-0	210	9/9/1985	5	UCLA
83	Welker, Wes	WR	5-9	185	5/1/1981	9	Oklahoma City, Okla.
RUNNING BACK (4)							
38	Bolden, Brandon	RB	5-11	220	1/26/1990	R	Baton Rouge, La.
22	Ridley, Stevan	RB	5-11	220	1/27/1989	2	Natchez, Miss.
34	Vereen, Shane	RB	5-9	205	5/2/1989	2	Valencia, Calif.
39	Woodhead, Danny	RB	5-8	200	1/25/1985	5	Chadron State
TIGHT END (4)							
86	Fells, Daniel	TE	6-4	265	9/23/1983	6	Fullerton, Calif.
87	Gronkowski, Rob	TE	6-6	265	5/14/1989	3	Pittsburgh, Pa.
81	Hernandez, Aaron	TE	6-1	245	11/6/1989	3	Bristol, Conn.
47	Hoomanawanui, Michael	TE	6-4	263	7/4/1988	3	Bloomington, Ill.
SPECIALISTS (3)							
#	NAME	POS	HT	WT	BORN	YR	H.S. HOMETOWN
SPECIALISTS (3)							
48	Alken, Danny	LS	6-4	260	8/28/1988	2	Roanoke, Va.
3	Gostkowski, Stephen	K	6-1	215	1/28/1984	7	Madison, Miss.
14	Mesko, Zoltan	P	6-5	230	3/6/1986	3	Twinsburg, Ohio
RESERVE/DID NOT REPORT (1)							
#	NAME	POS	HT	WT	BORN	YR	H.S. HOMETOWN
RESERVE/DID NOT REPORT (1)							
54	Waters, Brian	G	6-3	320	2/18/1977	13	North Texas
RESERVE/P.U.P. LIST (2)							
#	NAME	POS	HT	WT	BORN	YR	H.S. HOMETOWN
RESERVE/P.U.P. LIST (2)							
88	Ballard, Jake	TE	6-6	275	12/21/1987	2	Springboro, Ohio
91	Pryor, Myron	DL	6-1	305	6/13/1986	4	Louisville, Ky.
RESERVE/N.F.I. LIST (1)							
#	NAME	POS	HT	WT	BORN	YR	H.S. HOMETOWN
RESERVE/N.F.I. LIST (1)							
66	Zusevics, Markus	T	6-5	300	4/25/1989	R	Iowa
EXEMPT/LEFT SQUAD (1)							
#	NAME	POS	HT	WT	BORN	YR	H.S. HOMETOWN
EXEMPT/LEFT SQUAD (1)							
42	Fiammetta, Tony	FB	6-0	250	8/22/1986	4	Syracuse
RESERVE/INJURED (9)							
#	NAME	POS	HT	WT	BORN	YR	H.S. HOMETOWN
RESERVE/INJURED (9)							
26	Allen, Will	CB	5-10	195	8/5/1978	12	Syracuse, N.Y.
30	Barrett, Josh	S	6-2	225	11/22/1984	5	Reno, Nev.
42	Demps, Jeff	RB	5-7	191	1/8/1990	R	Groveland, Fla.
52	Fletcher, Dane	LB	6-2	245	9/14/1986	3	Bozeman, Mont.
82	Herman, Brad	TE	6-5	255	12/29/1989	R	Metamora, Ill.
69	Hix, Kyle	OL	6-7	315	9/23/1988	2	Aledo, Tex.
46	Larsen, Spencer	FB	6-2	245	3/4/1984	5	Gilbert, Ariz.
71	Richard, Jamey	OL	6-5	295	10/9/1984	5	Weston, Conn.
80	Shiancoe, Visanthe	TE	6-4	250	6/18/1980	10	Laurel, Md.
RESERVE/MILITARY (1)							
#	NAME	POS	HT	WT	BORN	YR	H.S. HOMETOWN
RESERVE/MILITARY (1)							
15	White, Shun	WR	5-8	195	12/9/1985	1	Navy



How The Patriots Were Built

UPDATED: October 16, 2012

<u>YEAR</u>	<u>DRAFTEES (29)</u>	<u>VETERAN FREE AGENTS (15)</u>	<u>WAIVERS (1) / TRADES (2)</u>	<u>ROOKIE AND FIRST-YEAR FREE AGENTS (6)</u>
2000	Tom Brady (6b)			
2004	Vince Wilfork (1a)			
2005	Logan Mankins (1)			
2006	Stephen Gostkowski (4b)			
2007			Wes Welker (fa)(tr-MIA)	
2008	Jerod Mayo (1) Matthew Slater (5)	Dan Connolly (fa)(JAX)		Ryan Wendell (fa)
2009	Patrick Chung (2a) Ron Brace (2b) Sebastian Vollmer (2d) Julian Edelman (7a)	Rob Ninkovich (5)(NO)		Kyle Arrington (fa) (PHI)
2010	Devin McCourty (1) Rob Gronkowski (2a) Jermaine Cunningham (2b) Brandon Spikes (2c) Aaron Hernandez (4) Zoltan Mesko (5) Brandon Deaderick (7)	Danny Woodhead (fa)(NYJ)	Tracy White (fa) (tr-PHI)	Kyle Love (fa)
2011	Nate Solder (1) Ras-I Dowling (2a) Shane Vereen (2b) Stevan Ridley (3a) Ryan Mallett (3b) Marcus Cannon (5a)	Nick McDonald (fa)(GB) Donald Thomas (6)(MIA)	Danny Aiken (fa) CW (BUF)	Sterling Moore (fa)
2012	Chandler Jones (1a) Dont'a Hightower (1b) Tavon Wilson (2) Jake Bequette (3) Nate Ebner (6) Alfonzo Dennard (7a)	Deion Branch (2)(NE) Bobby Carpenter (1)(DAL) Marquice Cole (fa)(OAK) Daniel Fells (fa)(ATL) Steve Gregory (fa)(SD) Michael Hoomanawanui (5)(STL) Niko Koutouvides (4)(SEA) Brandon Lloyd (4)(SF) Trevor Scott (6)(OAK) Matt Tennant (5)(NO)		Brandon Bolden (fa) Justin Francis (fa)

NOTE: Team in parenthesis is the player's prior team

(#) – indicates round drafted

(fa) – indicates non-drafted free agents

RESERVE/INJURED (9)

Will Allen (1) (NYG)
Josh Barrett (7) CW (DEN)
Jeff Demps (fa)
Dane Fletcher (fa)
Brad Herman (fa)
Kyle Hix (fa)
Spencer Larsen (6) (DEN)
Jamey Richard (7)(IND)
Visanthe Shiancoe (3)(NYG)
RESERVE/DID NOT REPORT (1)
Brian Waters (fa)(DAL)

RESERVE/MILITARY (1)

Shun White (fa)

EXEMPT/LEFT SQUAD (1)

Tony Fiammetta (4)(CAR)

RESERVE/P.U.P. LIST (2)

Jake Ballard (fa) CW (NYG)

Myron Pryor (6b)

RESERVE/N.F.I. LIST (1)

Markus Zusevics (fa)



UNOFFICIAL DEPTH CHART

Unofficial depth chart compiled by Patriots media relations, October 16, 2012

OFFENSE

WR:	83 Wes Welker	11 Julian Edelman		
LT:	77 Nate Solder	61 Marcus Cannon		
LG:	70 Logan Mankins	64 Donald Thomas		
C:	62 Ryan Wendell	65 Nick McDonald		
RG:	63 Dan Connolly	67 Matt Tennant		
RT:	76 Sebastian Vollmer	61 Marcus Cannon		
TE:	87 Rob Gronkowski	81 Aaron Hernandez	86 Daniel Fells	47 Michael Hoomanawanui
WR:	85 Brandon Lloyd	84 Deion Branch	18 Matthew Slater	
QB:	12 Tom Brady	15 Ryan Mallett		
RB:	39 Danny Woodhead	34 Shane Vereen		
RB:	22 Stevan Ridley	<u>38 Brandon Bolden</u>		

DEFENSE

LE:	50 Rob Ninkovich	96 Jermaine Cunningham	99 Trevor Scott	<u>92 Jake Bequette</u>
DT:	75 Vince Wilfork	97 Ron Brace		
DT:	74 Kyle Love	<u>94 Justin Francis</u>		
RE:	<u>95 Chandler Jones</u>	71 Brandon Deaderick		
LB:	51 Jerod Mayo	59 Bobby Carpenter		
LB:	55 Brandon Spikes	90 Niko Koutouvides		
LB:	<u>54 Dont'a Hightower</u>	58 Tracy White		
LCB:	32 Devin McCourty	29 Sterling Moore	<u>37 Alfonzo Dennard</u>	
RCB:	24 Kyle Arrington	21 Ras-I Dowling	23 Marquice Cole	
S:	28 Steve Gregory	<u>27 Tavon Wilson</u>		
S:	25 Patrick Chung	<u>43 Nate Ebner</u>		

SPECIAL TEAMS

K:	3 Stephen Gostkowski	
P:	14 Zoltan Mesko	
H:	14 Zoltan Mesko	
PR:	11 Julian Edelman	83 Wes Welker
KR:	32 Devin McCourty	18 Matthew Slater
LS:	48 Danny Aiken	

PRONUNCIATION GUIDE

Jake Bequette	BECK-it	Niko Koutouvides	NEE-koh KOO-tah-VEE-dees
Marquice Cole	mar-KWEECE	Jerod Mayo	je-ROD
Brandon Deaderick	DEAD-er-rick	Zoltan Mesko	ZOLE-tahn
Alfonzo Dennard	DENN-erd	Stevan Ridley	STEE-ven
Ras-I Dowling	ross-EYE	Nate Solder	SOLD-er
Nate Ebner	EBB-ner	Shane Vereen	vuh-REEN
Stephen Gostkowski	gust-OW-ski	Ryan Wendell	WHEN-dell
Dont'a Hightower	don-TAY	Tavon Wilson	TAY-von
Michael Hoomanawanui	Ho-oh-mah-nah-wah-noo-wee		