



## PATRIOTS BEGIN AFC EAST DIVISION PLAY AT BUFFALO

## MEDIA SCHEDULE

## WEDNESDAY, SEPTEMBER 26

10:30-11:30 Media Check-In  
 11:10-11:20 Tom Brady Availability  
 (Visitor's Locker Room)  
 11:15-12:00 Open Locker Room  
 11:45-12:00 Chan Gailey Conference Call  
 TBA Buffalo player Conference Call  
 12:40-12:55 Bill Belichick Press Conference  
 (Red Level Press Box)

Approx. 1:15 Local Media Access to Practice

## THURSDAY, SEPTEMBER 20

10:45-11:30 Media Check-In  
 11:15-12:00 Open Locker Room  
 Approx. 1:15 Local Media Access to Practice

## FRIDAY, SEPTEMBER 21

10:30-12:15 Media Check-In  
 11:00-11:45 Open Locker Room  
 11:40-11:50 Bill Belichick Press Conference  
 Approx. 12:15 Local Media Access to Practice

## 2012 PATRIOTS SCHEDULE

## REGULAR SEASON (1-2)

Sun., Sept. 9 at Tennessee	34-13	W
Sun., Sept. 16 Arizona	18-20	L
Sun., Sept. 23 at Baltimore	30-31	L
Sun., Sept. 30 at Buffalo	1:00 p.m.	CBS
Sun., Oct. 7 Denver	4:25 p.m.	CBS
Sun., Oct. 14 at Seattle	4:05 p.m.	CBS
Sun., Oct. 21 N.Y. Jets	4:25 p.m.	CBS
Sun., Oct. 28 at St. Louis	1:00 p.m.	CBS#
Sun., Nov. 4	BYE WEEK	
Sun., Nov. 11 Buffalo	1:00 p.m.	CBS
Sun., Nov. 18 Indianapolis	1:00 p.m.	CBS*
Thurs., Nov. 22 at N.Y. Jets	8:20 p.m.	NBC
Sun., Dec. 2 at Miami	1:00 p.m.	CBS*
Mon., Dec. 10 Houston	8:30 p.m.	ESPN
Sun., Dec. 16 San Francisco	8:20 p.m.	NBC*
Sun., Dec. 23 at Jacksonville	1:00 p.m.	CBS*
Sun., Dec. 30 Miami	1:00 p.m.	CBS*

#Game played in London

\*Game Time and Network subject to possible flexible scheduling adjustment.

## PATRIOTS MEDIA WEBSITE

The Patriots' media website, located at <http://media.patriots.com>, will be updated for registered users throughout training camp with all the latest media information, schedules, rosters and press releases. In addition to up-to-date media information, the site's archives allow access to all of the Patriots media material dating back to the 2002 season.

## NEW ENGLAND PATRIOTS (1-2) at BUFFALO BILLS (2-1)

Sunday, September 30, 2012 ★ Ralph Wilson Stadium (73,967) ★ 1:00 p.m. ET

The New England Patriots will begin play in the AFC East when they travel to Buffalo to take on the Bills. It will be the Patriots third road game of the season.

The Patriots own a 53-15 (.779) record in regular season AFC East games since the beginning of the 2001 season, compiling the best intra-division record of any team in the NFL.

After seven straight series sweeps and 15 straight wins by New England, Buffalo ended the streak with a 34-31 victory at Ralph Wilson Stadium in the first meeting of the two teams in 2011 on Sept. 25. The 15-game win streak is the third longest winning streak over a single opponent in NFL history.

The Patriots avenged that loss in the 2011 regular season finale on Jan. 1, 2012 by overcoming a 21-0 first quarter deficit by scoring 49 unanswered points en route to a 49-21 victory.

The loss to Baltimore last week ended the Patriots' run of 145 consecutive games at .500 or better, the longest such streak in NFL history. Dallas had the second longest streak ever with 115 games at .500 or better (1965-1974). At 1-2, the Patriots are under .500 for the first time since starting the 2003 season with a 31-0 loss at Buffalo to start the season 0-1.

## BROADCAST INFORMATION

**TELEVISION:** This week's game will be broadcast to a regional audience by **CBS** and can be seen in Boston on **WBZ-TV Channel 4**. **Greg Gumbel** will handle play-by-play duties with **Dan Dierdorf** providing color. The game will be produced by **Mark Wolff** and directed by **Bob Fishman**.

**RADIO:** 98.5 FM, The Sports Hub, is the flagship station for the **Patriots Radio Network**. A complete listing of the network's 40 stations can be found in this press release. Play-by-play broadcaster **Gil Santos** is in his 36th season as the voice of the Patriots and will call the action. Former Patriots quarterback **Scott Zolak** will handle the color commentary, taking over duties for Gino Cappelletti. Cappelletti, a member of the original Boston Patriots in 1960 and the all-time leading scorer in the American Football League's history, retired from the broadcast team after 31 years as the team's iconic color analyst.

## DIVISIONAL DOMINANCE

The New England Patriots own a 53-15 (.779) record in regular season AFC East games since the beginning of the 2001 season, compiling the best intra-division record of any team in the NFL.

## NFL'S TOP DIVISIONAL RECORDS SINCE 2001

Team	W	L	T	Pct.
New England Patriots	53	15	0	.779
Pittsburgh Steelers	50	20	0	.714
Green Bay Packers	49	20	0	.710
Indianapolis Colts	47	22	0	.681

## AFC EAST DIVISIONAL RECORDS SINCE 2001

Team	W	L	T	Pct.	Div. Titles	Years
New England	53	15	0	.779	9	2001, 03-07, 09-11
New York Jets	36	34	0	.514	1	2002
Miami	29	40	0	.420	1	2008
Buffalo	21	48	0	.304	0	---

**NOTES:** The Indianapolis Colts were members of the AFC East in 2001 and compiled a 3-5 divisional record that season. In 2002, the Patriots and Jets both finished with a 9-7 overall record and a 4-2 divisional record, but the Jets claimed the division title by virtue of having a better record against common opponents. In 2008, the Patriots and Dolphins both finished with an 11-5 overall record and a 4-2 divisional record, but Miami qualified for the playoffs due to a better conference record (8-4 to 7-5).

## MEDIA CONTACTS

## PATRIOTS MEDIA RELATIONS OFFICE: 508-384-4203

**Stacey James**, Vice President of Media Relations, [staceyj@patriots.com](mailto:staceyj@patriots.com), 508-384-9105

**Aaron Salkin**, Asst. Director of Media Relations, [aarons@patriots.com](mailto:aarons@patriots.com), 508-326-6870

**Christy Berkery**, Social Media Manager, [christyb@patriots.com](mailto:christyb@patriots.com), 508-549-0518

**Michael Jurovaty**, Media Relations Coord., [mjurovaty@patriots.com](mailto:mjurovaty@patriots.com), 508-326-6187

**Cecily Faenza**, Media Relations Coordinator, [cecilyf@patriots.com](mailto:cecilyf@patriots.com), 774-254-7917

**Jeff Cournoyer**, Dir. of Corporate Communications, [jeffco@patriots.com](mailto:jeffco@patriots.com), 508-549-049



# ROBERT KRAFT NEWS & NOTES

Since Robert Kraft purchased the team in 1994, the Patriots have experienced one of the most dramatic turnarounds in the history of sports. Now in his 19th season of ownership, Kraft has transformed one of the league's least successful clubs into what many observers view as a model NFL franchise. In the five seasons immediately preceding his purchase (1989-93), the Patriots were a moribund team, winning just 19 of 80 games (.238 pct.) and recording the worst record in the NFL over that span. When he bought the franchise on Jan. 21, 1994, Kraft announced his intention to bring a championship to New England, a tall order considering the team's previous success rate. But under Kraft's leadership, the Patriots have won more division titles (11), conference crowns (6) and Super Bowl championships (3) than any other NFL team. The Patriots have made six Super Bowl appearances since Kraft purchased the team, a period during which no other NFL franchise has earned more than four berths. In Kraft's first 18 seasons, the Patriots qualified for the playoffs 13 times, more than doubling the franchise's accomplishments during its first 34 seasons.



	<b>Pre-Kraft 1960-93</b>	<b>1989-93</b>	<b>Kraft Era 1994-12</b>
Overall Record	225-276-9	19-61	213-107
Winning Pct.	.450	.238	.666
Super Bowl Titles	0	0	3
Conference Titles	1	0	6
Division Titles	3	0	11
Playoff Seasons	6	0	13
Playoff Record	4-6	--	19-10
Home Playoff Games	1	0	15
Home Playoff Record	0-1	--	13-2

## A CHAMPIONSHIP TRADITION

### MULTIPLE LEAGUE CHAMPIONSHIPS SINCE 2001

Team	League	Titles
Los Angeles Lakers.....	NBA.....	4
<b>New England Patriots.....</b>	<b>NFL.....</b>	<b>3</b>
San Antonio Spurs.....	NBA.....	3

### HIGHEST WINNING PERCENTAGE IN MAJOR PROFESSIONAL SPORTS SINCE 1994 (regular season)

Team	League	PCT
San Antonio Spurs.....	NBA.....	.680
Detroit Red Wings.....	NHL.....	.668
<b>New England Patriots.....</b>	<b>NFL.....</b>	<b>.667</b>
Los Angeles Lakers.....	NBA.....	.654
Green Bay Packers.....	NFL.....	.639
Pittsburgh Steelers.....	NFL.....	.637

## 196-GAME SELLOUT STREAK

In the early 1990s, the Patriots seemed destined for relocation until Robert Kraft's purchase of the team rejuvenated local interest. In 1991, the season ticket base was just 17,635, barely enough to support the club. Now, the season tickets are capped and more than 50,000 fans are on a season ticket waiting list. The Patriots have sold out 196 consecutive home games, including playoff and preseason games (dating back to the 1994 season opener).

## SINCE ROBERT KRAFT PURCHASED THE TEAM IN 1994...

### TOTAL VICTORIES SINCE 1994 (Regular Season)

<b>New England Patriots.....</b>	<b>194</b>
Green Bay Packers.....	186
Pittsburgh Steelers.....	185
Indianapolis Colts.....	173

### TOTAL VICTORIES SINCE 1994 (Incl. Postseason)

<b>New England Patriots.....</b>	<b>213</b>
Pittsburgh Steelers.....	202
Green Bay Packers.....	201
Indianapolis Colts.....	184
Denver Broncos.....	175
Philadelphia Eagles.....	175

### WINNING PERCENTAGE SINCE 1994 (Incl. Postseason)

Team	W	L	T	Pct.
<b>New England Patriots.....</b>	<b>213</b>	<b>107</b>	<b>0</b>	<b>.666</b>
Pittsburgh Steelers.....	202	115	1	.637
Green Bay Packers.....	201	116	0	.634
Indianapolis Colts.....	184	130	0	.586
Denver Broncos.....	175	131	0	.572
Philadelphia Eagles.....	175	136	2	.562
New York Giants.....	164	142	1	.536

### SUPER BOWL CHAMPIONSHIPS SINCE 1994

<b>New England Patriots.....</b>	<b>3</b>
Green Bay.....	2
Pittsburgh Steelers.....	2
Denver Broncos.....	2
N.Y. Giants.....	2
7 Teams.....	1

### CONFERENCE CHAMPIONSHIPS SINCE 1994

<b>New England Patriots.....</b>	<b>6</b>
Pittsburgh Steelers.....	4
Green Bay Packers.....	3
New York Giants.....	3
Denver Broncos.....	2
St. Louis Rams.....	2
Indianapolis Colts.....	2
14 Teams.....	1

### DIVISION CHAMPIONSHIPS SINCE 1994

<b>New England Patriots.....</b>	<b>11</b>
Pittsburgh Steelers.....	10
Green Bay Packers.....	8
Indianapolis Colts.....	8

### PLAYOFF VICTORIES SINCE 1994

<b>New England Patriots.....</b>	<b>19</b>
Pittsburgh Steelers.....	17
Green Bay Packers.....	15
Philadelphia Eagles.....	11
Indianapolis Colts.....	11

### PLAYOFF GAMES PLAYED SINCE 1994

<b>New England Patriots.....</b>	<b>29</b>
Pittsburgh Steelers.....	27
Green Bay Packers.....	26
Indianapolis Colts.....	23
Philadelphia Eagles.....	22
Baltimore Ravens.....	17

### PLAYOFF SEASONS SINCE 1994

<b>New England Patriots.....</b>	<b>13</b>
Indianapolis Colts.....	13
Green Bay Packers.....	13
Pittsburgh Steelers.....	12
Philadelphia Eagles.....	11
Dallas Cowboys.....	9

### PLAYOFF WINNING PERCENTAGE SINCE 1994

Team	W	L	Pct.
<b>New England Patriots.....</b>	<b>19</b>	<b>10</b>	<b>.655</b>
Pittsburgh Steelers.....	17	10	.630
New York Giants.....	10	6	.625
Arizona Cardinals.....	5	3	.625
Denver Broncos.....	9	6	.600
New Orleans Saints.....	6	4	.600
Carolina Panthers.....	6	4	.600
New Baltimore Ravens.....	10	7	.588

### MOST PRO BOWLERS DRAFTED SINCE 1994

Since Robert Kraft's purchase of the Patriots in 1994, the team has drafted more Pro Bowl players than any other NFL team.

Rank	Team	Players
<b>1.</b>	<b>New England</b>	<b>20</b>
2.	Green Bay	19
3.	Pittsburgh	18
4.	Philadelphia	15
	Baltimore	15



# PATRIOTS HOME DOMINANCE



Since the Patriots opened Gillette Stadium in 2002, they have celebrated more regular season and postseason wins than any other team in the NFL. The Patriots have the highest point differential at home in that time and are among the top three offensive and defensive leaders at home. The Patriots home dominance is especially strong against NFC teams.

## REGULAR SEASON HOME RECORD SINCE 2002

Rank	Team	W	L	T	Pct.
1	New England	67	14	0	0.827
2	Baltimore	63	19	0	0.768
3	Pittsburgh	59	21	1	0.735
4	Indianapolis	60	22	0	0.732
5t	San Diego	56	26	0	0.683
5t	Green Bay	56	26	0	0.683

## HOME PLAYOFF RECORD SINCE 2002 (MIN. 5 GAMES)

Rank	Team	W	L	Pct.
1	Seattle	5	1	0.833
2	New England	9	2	0.818
3t	Philadelphia	5	2	0.714
3t	Pittsburgh	5	2	0.714
5	Indianapolis	6	3	0.667

## HOME RECORD SINCE 2002 (INCLUDING PLAYOFFS)

Rank	Team	W	L	T	Pct.
1	New England	76	16	0	0.826
2	Baltimore	64	21	0	0.753
3	Pittsburgh	65	23	1	0.736
4	Indianapolis	66	25	0	0.725
5	San Diego	58	28	0	0.674

## HOME RECORD AFTER HALLOWEEN SINCE 2002

Rank	Team	W	L	T	Pct.
1	New England	35	8	0	0.814
2	Green Bay	34	10	0	0.773
3	Baltimore	36	11	0	0.766
4	Indianapolis	37	13	0	0.740
5	San Diego	32	14	0	0.696

## HOME RECORD VS. NFC SINCE 2002

Rank	Team	W	L	T	Pct.
1	Pittsburgh	17	2	1	0.875
2t	New England	18	3	0	0.857
2t	Baltimore	18	3	0	0.857
4t	Jacksonville	15	6	0	0.714
4t	Indianapolis	15	6	0	0.715

## HOME RECORD VS DIVISIONAL OPPONENTS SINCE 2002

Rank	Team	W	L	T	Pct.
1t	New England	25	5	0	0.833
2	Indianapolis	25	6	0	0.806
3	Green Bay	24	7	0	0.774
4t	Seattle	22	8	0	0.733
4t	Pittsburgh	22	8	0	0.733
6	San Diego	22	9	0	0.710
7	Minnesota	20	10	0	0.667

## POINT DIFFERENTIAL AT HOME SINCE 2002

Rank	Team	Point Differential
1	New England	824
2	Baltimore	728
3	Green Bay	661
4	Pittsburgh	650
5	San Diego	628

## POINTS ALLOWED PER GAME AT HOME SINCE 2002

Rank	Team	Points Allowed
1	Baltimore	15.7
2t	New England	16.7
2t	Pittsburgh	16.7
4	New York Jets	18.2
5	Seattle	18.6

## POINTS SCORED PER GAME AT HOME SINCE 2002

Rank	Team	Points Scored
1	San Diego	27.6
2	New England	26.9
3	Green Bay	26.8
4	Indianapolis	26.0
5	New Orleans	25.8





# PATRIOTS VS. BILLS

## SERIES HISTORY

The Patriots and Bills will meet for the 105th time, with New England holding a 62-41-1 edge. After seven straight series sweeps and 15 straight Patriots wins, Buffalo ended the streak with a 34-31 victory at Ralph Wilson Stadium in the first meeting of the two teams in 2011 on Sept. 25. The 15-game win streak is the third longest winning streak over a single opponent in NFL history.



The Patriots avenged that loss in the 2011 regular season finale on Jan. 1, 2012 by overcoming a 21-0 first quarter deficit and scoring 49 unanswered points en route to a 49-21 victory.



The series between the AFC East rivals began in 1960. The Patriots' 62 wins over the Bills are their highest victory total over any opponent, nine more than they own over the New York Jets (53). New England has won 21 of its last 24 games against Buffalo dating back to the 2000 season.

The Patriots are 29-22-1 all-time in Buffalo, including 22-16 at Ralph Wilson Stadium. The Patriots are 33-19 all-time in home games against Buffalo, including 10-0 at Gillette Stadium.

The teams have had many memorable matchups over the years, including a five-game span from 1999 to 2001 where four of the five contests were decided in overtime.

## SERIES TRENDS

### Home Record ..... 33-19

Record in Foxborough ..... 27-14  
Foxboro Stadium ..... 17-14  
Gillette Stadium ..... 10-0  
Record in Boston ..... 6-5

### Away Record ..... 29-22-1

War Memorial Stadium ..... 7-6-1  
Ralph Wilson/Rich Stadium ..... 22-16  
Largest Margin of Victory ..... 46 points (2007)  
Largest Margin of Defeat ..... 35 points (1970)  
Longest Win Streak ..... 15 games (2003-2010)  
Bill Belichick vs. Buffalo Bills ..... 21-4 (21-3 with N.E.)

## PATRIOTS – BILLS QUICK HITS

- The Patriots have won 11 straight games against Buffalo at home, including a perfect 10-0 record at Gillette Stadium.
- The Patriots have recorded 62 wins over the Bills, the most by the Patriots against any one opponent.
- Bill Belichick is 55-21 (.724) all-time against the AFC East as head coach of the Patriots. The Patriots were 5-1 against the Division in 2011, with the only loss coming at Buffalo in Week 3 of the season.

## FIRST 2011 MEETING BUFFALO 34, PATRIOTS 31

September 25, 2011 ★ Ralph Wilson Stadium

	1	2	3	4	
<b>Final</b>					
<b>New England Patriots</b>	14	7	3	7	— <b>31</b>
<b>Buffalo Bills</b>	0	10	7	17	— <b>34</b>

The Buffalo Bills snapped a 15-game losing streak to the Patriots after overcoming a 21-0 second quarter deficit in a 34-31 victory. Buffalo kicker Rian Lindell drilled a 28-yard field goal as time expired to secure the win.

Tom Brady completed 30 of 45 passes for 387 yards and four touchdowns, and Wes Welker set a franchise record with

## FIRST 2011 MEETING

### BUFFALO 34, PATRIOTS 31 (continued)

217 receiving yards on a franchise-tying 16 receptions with two touchdowns.

Despite setting a league record for most yards passing over a three game stretch with his performance against the Bills, Brady matched a career high with four interceptions, including two inside Buffalo territory. The other two were inside New England territory with one being returned for a Buffalo touchdown.

Buffalo CB Drayton Florence returned a Brady pick 27 yards for a touchdown with 10:22 left to give Buffalo a 31-24 lead. That score came right after Fred Jackson scored on a 1-yard run to tie the game 24-24.

Brady did lead the Patriots' offense on a 15-play, 71-yard drive on the ensuing series that culminated with a 6-yard touchdown pass to Welker to tie the game at 31 on a fourth-and-goal from the 6-yard line. But Buffalo got the ball back with 3:25 to play, and QB Ryan Fitzpatrick completed passes of 29, 12 and 39 yards to get down to the New England 1-yard line with 1:43 to play. The Bills drained the clock to 3 seconds before kicking the game-winning field goal.

New England scored on its first two drives to take a 14-0 first quarter lead after Brady connected with Welker for a 14-yard score and TE Rob Gronkowski for a 1-yard touchdown. CB Kyle Arrington ended Buffalo's first two drives with interceptions to help secure the lead. Midway through the second quarter, the Patriots extended their lead to 21-0 when Brady connected with Gronkowski for a 26-yard touchdown.

Buffalo's comeback began in the final two minutes of the first half when they scored 10 points. First, the Bills engineered a 96-yard drive that ended with an 11-yard touchdown from Fitzpatrick to WR Steve Johnson at the two-minute mark. Brady engineered a drive deep into Buffalo territory on the next series but was intercepted when he attempted to hit RB Danny Woodhead in the right flat. Buffalo responded by driving to the New England 24-yard line where they kicked a field goal to cut the deficit to 21-10 at the break. Brady was intercepted three times in the second half as Buffalo mounted their come-from-behind win. Brady was intercepted on the first series in the third quarter when he was attempting to connect with WR Chad Ochocinco. Buffalo converted that turnover into a touchdown to make it 21-17. After extending the lead to 24-17 following a field goal, Brady moved the Patriots to the Buffalo 23-yard line early in the fourth quarter before being intercepted at the 5-yard line when he attempted to hit Gronkowski on a touchdown pass. Buffalo took over and drove 95 yards to set up a 1-yard touchdown run by Jackson to tie the game at 24-24.

## WELKER SETS FRANCHISE RECORD IN FIRST BUFFALO GAME IN 2011

Welker had a career-high 217 receiving yards to set a franchise record. The previous record was set by Terry Glenn when he had 214 at Cleveland on Oct. 3, 1999. It was the second 200-yard performance in franchise history. Welker's previous best was 192 yards vs. the New York Jets (11/22/09). Welker's 16 receptions are a personal best and are tied with Troy Brown for the franchise mark. Brown had 16 vs. Kansas City on September 22, 2001. Welker's previous best was the 15 he had vs. the New York Jets (11/22/09).





# PATRIOTS VS. BILLS

## SECOND 2011 MEETING PATRIOTS 49, BUFFALO 21

January 1, 2012 ★ Gillette Stadium

	1	2	3	4	Final
<b>Buffalo Bills</b>	21	0	0	0	— 21
<b>New England Patriots</b>	0	14	14	21	— 49

The New England Patriots rallied from a 21-0 first quarter deficit and scored 49 unanswered points in a 49-21 win over the visiting Buffalo Bills. The Patriots finished the season with a 13-3 record after their eighth straight win to earn the top seed in the AFC playoff field for the second consecutive season. The Patriots rallied for a win for their second straight game after beating the Dolphins 27-24 after trailing 17-0 at halftime the previous week.

Tom Brady finished the regular season with the second-most passing yards in NFL history (5,235) after throwing for 338 against Buffalo.

Rob Gronkowski set the single-season record for tight ends with 1,327 yards receiving after gaining 108 on eight catches. That broke the mark of 1,290 which was set in 1980 by Kellen Winslow of the San Diego Chargers.



Buffalo scored on its first three possessions to take a 21-0 first quarter lead. Buffalo scored 21 points before Brady even completed his first pass of the game. Brady finished with 23 completions on 35 attempts for 338 yards with three touchdowns.

New England scored on its first two second quarter drives to make it 21-14 at halftime. The Patriots first touchdown came on a 1-yard run by RB BenJarvus Green-Ellis to end a 9-play, 77-yard drive. On their next possession the Patriots scored on a 39-yard touchdown pass from Brady to TE Aaron Hernandez to end a 7-play, 81-yard drive helped get the Patriots on the board.

Hernandez finished the game with a career-high 138 yards on seven receptions and had three plays of over 20 yards with a 27-yard reception, a 39-yard touchdown catch and a 44-yard catch.

The Patriots scored on all five of their second half possessions and also returned an interception for a touchdown for the 49-21 win.

Field goals of 41 and 20 yards made it 21-20 and the Patriots went ahead 28-21 on Brady's 17-yard scoring pass to Gronkowski with 1:32 left in the third quarter and a 2-point conversion run by RB Danny Woodhead.

The Patriots kept scoring with a 3-yard touchdown run by Green-Ellis, a 7-yard scoring pass to Gronkowski with 3:07 left in the game and a 21-yard interception return for another touchdown by rookie DB Sterling Moore.



## TALE OF THE TAPE

2012 Regular Season	New England	Buffalo
Record	1-2	2-1
Divisional Standings	2ndT	1stT
Total Yards Gained	1,173	1,113
Total Offense (Rank)	391.0 (9)	371.0 (11)
Rush Offense	109.7 (12)	178.0 (3)
Pass Offense	281.3 (9)	193.0 (26)
Points Per Game	27.3 (10)	29.0 (6t)
Total Yards Allowed	1,032	1,046
Total Defense	344.0 (14)	348.7 (17)
Rush Defense	82.0 (7)	100.3 (14)
Pass Defense	262.0 (24)	248.3 (19)
Points Allowed/Game	21.3 (10)	26.3 (23t)
Possession Avg.	31:15	30:20
Sacks Allowed/Yards Lost	7/43	1/2
Sacks Made/Yards	3/8	9/59
Passing TD/Int (off.)	4/1	8/3
Passing TD/Int (def.)	5/2	6/4
Total Touchdowns	8	12
Penalties Against/Yards	21/163	21/159
Punts/Avg.	14/35.6	15/45.5
Field Goals Made/Att.	9/10	1/1
Takeaway/Giveaway Ratio	+4 (3t)	+1 (12t)

## PASSING PERFORMANCES


Tom Brady has led the Patriots to 18 regular season victories over the Bills, recording his highest regular season victory total over any opponent. Additionally, Brady has thrown for more touchdowns (46) against Buffalo than any other opponent. Brady also has more 300-yard games (6) against Buffalo than any other NFL. He has five 300-yard games against Miami.

### Tom Brady vs. Buffalo (18-2)

DATE	H/A	A	C	YDS	%	TD	I	RT	W/LSCORE
11/11/01	H	21	15	107	.714	1	1	78.9	W 21-11
12/16/01	A	35	19	237	.543	0	1	63.6	W(ot) 12-9
11/03/02	A	26	22	265	.846	3	0	147.6	W 38-7
12/08/02	H	27	15	183	.556	2	0	101.3	W 27-17
09/07/03	A	28	14	123	.500	0	4	22.4	L 0-31
12/27/03	H	32	21	204	.656	4	0	122.9	W 31-0
10/03/04	A	30	17	298	.567	2	0	112.9	W 31-17
11/14/04	H	35	19	233	.543	2	1	82.2	W 29-6
10/30/05	H	21	14	199	.667	1	0	113.9	W 21-16
12/11/05	A	38	29	329	.763	2	2	97.4	W 35-7
09/10/06	H	23	11	163	.478	2	1	82.3	W 19-17
10/22/06	A	27	18	195	.667	2	0	112.4	W 28-6
09/23/07	H	29	23	311	.793	4	0	150.9	W 38-7
11/18/07	A	39	31	373	.795	5	0	146.1	W 56-10
09/14/09	H	53	39	378	.736	2	1	97.8	W 25-24
12/20/09	A	23	11	115	.478	1	1	59.1	W 17-10
09/26/10	H	27	21	252	.778	3	0	142.6	W 38-30
12/26/10	A	27	15	140	.556	3	0	107.0	W 38-7
09/25/11	A	45	30	387	.667	4	4	86.1	L 31-34
01/01/12	H	35	23	338	.657	3	1	113.8	W 49-21
<b>Career Totals</b>		<b>621</b>	<b>407</b>	<b>4830</b>	<b>.655</b>	<b>46</b>	<b>17</b>	<b>102.4</b>	<b>18-2</b>

## BRADY AGAINST THE AFC EAST

As a starter against the AFC East, Tom Brady owns a 49-12 (.803) record. He is 18-2 against Buffalo, 15-4 against the New York Jets, 14-6 against Miami and was 2-0 against Indianapolis when they were in the AFC East (2001 season).





# PATRIOTS VS. BILLS

## CONNECTIONS

### New England Ties

- Bills **QB Ryan Fitzpatrick** played quarterback at Harvard University from 2001-04 and was named the Ivy League Player of the Year in 2004.
- Bills Wide Receivers Coach **Bob Bicknell** is a native of Holliston, Mass. and played tight end at Boston College. Following his graduation in 1992, Bicknell took his first coaching job at Boston University. Bicknell spent time coaching the safeties, running backs and linebackers at BU from 1993-97. Bicknell's father, Jack, was the head coach of Boston College from 1981-90.
- Bills Head Strength & Conditioning Coach **Eric Ciano** graduated from Springfield (Mass.) College in 1997 and played football for the Pride.
- Prior to joining the Bills, Assistant Offensive Line Coach **Andrew Dees** served as the Recruiting Coordinator/Running Backs Coach at the University of Massachusetts in 2011.

### Buffalo Ties

- Patriots **TE Rob Gronkowski** grew up in Williamsville, N.Y. 14 miles outside of Buffalo.
- **DE Trevor Scott** played football at the University of Buffalo from 2003-07 and grew up in Potsdam, N.Y.

### Former Patriots

- Bills **DE Mark Anderson** played for the Patriots in 2011 and finished the season tied for the team lead in sacks (10) and forced fumbles (2).
- Bills **TE Lee Smith** was a fifth-round draft pick of the Patriots in the 2010 NFL draft. He spent training camp with the Patriots before being released and claimed off waivers by the Bills.
- Assistant Defensive Backs Coach **Adrian White** played DB for the Patriots in 1993.

### Former Teammates

- Patriots **LB Tracy White** played for the Green Bay Packers with Bills **LB Nick Barnett** and Bills **WR Ruvell Martin** from 2006-08.
- Patriots **LB Rob Ninkovich** played with Bills **SS Bryan Scott** in New Orleans for the Saints in 2006.
- Patriots **LB Rob Ninkovich** played part of the 2006 season with Bills **FB Corey McIntyre** with the New Orleans Saints.
- **WR Brandon Lloyd** and Bears **DE Mark Anderson** were teammates with the Chicago Bears in 2008.
- **TE Visanthe Shiancoe** and Bills **QB Tavaris Jackson** were teammates in Minnesota from 2007-10. Bills **DE Spencer Johnson** played his final season in Minnesota (2009) with Jackson and Shiancoe.
- **DL Rob Ninkovich** played with Bills **RB Corey McIntyre** and **LB Bryan Scott** in New Orleans in 2006.
- **CB Marquice Cole** played with Bills **WR Brad Smith** for the New York Jets from 2009-10. Patriots **RB Danny Woodhead** spent the beginning of the 2009 season with the Jets.
- **DE Trevor Scott** and Bills **LB Kirk Morrison** spent two seasons together in Oakland. Bills **T Erik Pears** played one season in Oakland with Scott (2009).
- **TE Daniel Fells** and Bills **WR Ruvell Martin** spent one season together in St. Louis (2009).
- **TE Kellen Winslow** and Bills **RB Corey McIntyre** played together for one season in Cleveland (2005).
- **Winslow** and **LB Niko Koutouvides** played with Bills **DE Kyle Moore** in Tampa Bay from 2009-10.

## CONNECTIONS (continued)

### Former College Teammates

- **LB Dont'a Hightower** played on the defensive side of the ball at Alabama with Bills **DT Marcell Dareus** from 2008-10. Patriots **DL Brandon Deaderick** was teammates with Dareus and Hightower during his senior year (2008) and also played with Bills **DE Mark Anderson** during his freshman season (2005).
- **RB Stevan Ridley** and Bills **LB Kelvin Sheppard** played their entire college careers together at LSU (2007-10).
- **S Patrick Chung** and Bills **S Jairus Byrd** roamed the defensive backfield together at the University of Oregon from 2006-08.
- **DL Kyle Love** and Bills **LB Chris White** played together at Mississippi State in 2009.

## WHAT TO LOOK FOR THIS WEEK AT BUFFALO

### BILL BELICHICK

- With a victory over Buffalo, Bill Belichick will earn his 194th career victory, moving him out of a tie with Chuck Knox into sole possession of 8<sup>th</sup> place all-time.

### TOM BRADY

- With one touchdown pass against Buffalo, Tom Brady will extend his streak to 36 straight games with at least one touchdown pass and tie Brett Favre (36) for the third longest streak all time. His current streak is fourth all-time, behind Johnny Unitas (47), Drew Brees (46-current) and Brett Favre (36).
- Brady (3,476) needs 12 completions to move past Kerry Collins (3,487) into 10<sup>th</sup> place all-time on the NFL's all-time completion list.
- Brady (40,866) needs 57 passing yards to move past Kerry Collins (40,922) into 11<sup>th</sup> place all-time on the NFL's all-time passing list. Drew Brees is in 10<sup>th</sup> with 44,611 yards.

### STEPHEN GOSTKOWSKI

- Stephen Gostkowski (7-of-10) needs one more 50-yard field goal to tie Adam Vinatieri (8-of-17) for most 50-yard field goals in Patriots history.
- Gostkowski has two 50 yarders so far in 2012 and can become the first Patriots player with three 50 yard field goals in a single season.

### JEROD MAYO

- Jerod Mayo can extend his streak to four straight games with 10 or more tackles, which would tie his career high after recording 13 at Tennessee, 11 vs. Arizona and 11 at Baltimore. Two times in 2011, he had four-game stretches with 10 or more tackles.

### WES WELKER

- Wes Welker (6,356) needs 11 receiving yards to move past Troy Brown (6,366) into second place on the New England all-time receiving list. Stanley Morgan is in first place with 10,352 yards.
- Welker needs one reception to extend his streak to 81 straight regular-season games with at least one reception as a member of the Patriots to extend his franchise record. Welker has an overall streak of 97 straight regular-season games with at least one reception, including his time with the Miami Dolphins.





# LAST GAME: PATRIOTS AT RAVENS

## BALTIMORE 31, PATRIOTS 30

September 23, 2012 ★ M&T Bank Stadium

	1	2	3	4	Final
New England Patriots	13	7	7	3	30
Baltimore Ravens	0	14	7	10	31

The Baltimore Ravens erased a nine-point, fourth quarter deficit to beat the New England Patriots, 31-30, in a rematch of the 2011 AFC Championship Game played at M&T Bank Stadium in a Sunday Night Football game.

The loss was the Patriots' first ever in the regular season to Baltimore and dropped the Patriots to 1-2 to end a streak of 145 consecutive games at .500 or above. New England fell below .500 for the first time since starting the 2003 season with an 0-1 record.

When the teams met last January, the Patriots squeezed out a three-point victory to advance to the Super Bowl. The stakes were not as high in the Sunday Night game, but the game was similar. Only this time, the Ravens' K Justin Tucker nailed a 27-yard field goal as time expired to culminate a 7-play, 70-yard drive that began at the Baltimore 21-yard line with 1:55 to play.

Baltimore's comeback started when QB Joe Flacco led his team on an 8-play, 92-yard drive that ended with a 5-yard touchdown pass to WR Torrey Smith to cut the Patriots lead to 30-28 with 4:01 remaining. New England was stopped on the ensuing series when the Patriots had a chance to ice the game. A third-down pass from QB Tom Brady to TE Rob Gronkowski fell incomplete, and Baltimore was given a chance to drive for the winning field goal.

Flacco passed for 382 yards and three touchdowns, Smith caught six passes for 127 yards and two touchdowns and RB Ray Rice gained 101 yards on 20 carries for a 5.1-yard average.

Brady and the Patriots offense started hot and took a 13-0 first quarter lead. Brady completed 28 of 41 passes for 335 yards and both Wes Welker (142) and Brandon Lloyd (108) went over 100 yards receiving. A 59-yard pass from Brady to Welker helped set up the Patriots first field goal.

S Steve Gregory intercepted a Flacco pass on the first play of the ensuing drive and returned it 36 yards to the Baltimore 6-yard line. Rookie RB Brandon Bolden scored on a 2-yard run to give New England a 10-0 lead. After forcing a three-and-out, New England put together an 11-play, 60-yard drive that ended in a field goal for a 13-0 first quarter lead.

After not allowing a Baltimore first down on the first three drives, the Ravens put together two 80-plus scoring drives that resulted in a touchdown to take a 14-13 lead in the second quarter.

Brady put New England back in front before the half, completing 5-of-8 passes for 67 yards before connecting with WR Julian Edelman on a 7-yard touchdown pass with two seconds left before halftime for a 20-14 lead.

Baltimore opened the second half with an 8-play, 80-yard drive that was capped by a 7-yard touchdown run by Rice for a 21-20 Ravens lead.

The Patriots answered with a 12-play, 80-yard drive that was highlighted when Welker and Lloyd caught key third-down conversions before RB Danny Woodhead scored on a 3-yard run for a 27-21 lead. New England tried to recapture the momentum when they stopped Baltimore on the next drive and then drove to the Ravens' 2-yard line before settling for a field goal and a 30-21 fourth quarter lead.

There were 24 penalties in the game with 10 against the Patriots and 14 for 135 yards against Baltimore and an NFL record with 13 combined first downs by penalty. The Ravens had scoring drives of 82, 92, 80, 92 and 70 yards.

### BRADY PASSES CHILDHOOD IDOL JOE MONTANA

Tom Brady (40,866 passing yards) moved past childhood idol and Hall of Famer Joe Montana (40,551) into 12<sup>th</sup> place on the NFL's all-time passing list on a 59 yard pass to Wes Welker in the first quarter. Kerry Collins is in 11<sup>th</sup> place with 40,922 passing yards.

### PATRIOTS UNDER .500 FOR FIRST TIME SINCE 2003

The loss to Baltimore ended the Patriots run of 145 consecutive games at .500 or better, the longest such streak in NFL history. Dallas had the second longest streak ever with 115 games at .500 or better (1965-1974). At 1-2, the Patriots are under .500 for the first time since starting the 2003 season with an 0-1 record after dropping the season opener to Buffalo, 31-0. Baltimore now has the longest streak at .500 or better with 62 games. The Patriots are 1-2 for the first time since the 2001 season.

### PATRIOTS HAD 33 FIRST DOWNS – SECOND MOST IN TEAM HISTORY

The Patriots had 33 first downs against Baltimore, second most in team history to the team-record of 34 vs. Washington on Oct. 28, 2007, and a team-record of eight first downs by penalty.

### WELKER GOES OVER 100 YARDS RECEIVING

Wes Welker registered his 24<sup>th</sup> 100-yard game and his first of the 2012 season after finishing with 142 yards. In 2011, Welker had a career-high with eight 100-yard receiving games. The Patriots record for most 100-yard games in a single season is nine by Randy Moss (2007) and Stanley Morgan (1986). Last season, the Patriots had a player finish with 100 yards or more 18 times, setting a franchise record that topped the 16 100-yard performances in 2007.

### LLOYD HAS 13<sup>TH</sup> CAREER 100-YARD GAME

Brandon Lloyd has his 13<sup>th</sup> NFL 100-yard game and his first with the Patriots after finishing with 108 yards receiving.

### PATRIOTS WITH TWO RECEIVERS OVER 100 YARDS

Wes Welker (142) and Brandon Lloyd (108) both finished with over 100 yards receiving. Last season, the Patriots had two players reach 100 or more yards receiving in a game five times.

### STEVE GREGORY RECORDS HIS FIRST INTERCEPTION WITH THE PATRIOTS

Steve Gregory registered his first interception with the Patriots in the first quarter when he picked off Joe Flacco and returned the ball 36 yards to the Baltimore 6-yard line. The play helped set up a 2-yard touchdown run by rookie RB Brandon Bolden. Gregory's 36-yard interception return is the second longest of his career to the 41-yard return he had vs. San Francisco on Dec. 16, 2010 when he played with San Diego.

### BRANDON BOLDEN SCORES FIRST NFL TOUCHDOWN

Brandon Bolden, who joined the Patriots as a rookie free agent out of Mississippi, scored his first NFL touchdown on a 2-yard run in the first quarter to give the Patriots a 10-0 lead.

### BRADY HAS BACK-TO-BACK 300 YARD GAMES FOR NINTH TIME

Brady passed for 335 yards against Baltimore, which followed a 316-yard game the previous week vs. Arizona. It is the ninth time in his career that he has had back-to-back 300-yard games. Brady had a career best with five consecutive 300-yard games in 2009. The NFL record for most consecutive 300-yard games is nine by Drew Brees (2011-12).

### EDELMAN SCORES FIRST RECEIVING TOUCHDOWN SINCE ROOKIE YEAR

Julian Edelman scored on a 7-yard touchdown pass from Tom Brady. It was his second NFL touchdown reception in the regular season. He caught his first NFL touchdown on a 9-yard touchdown pass from Tom Brady at Indianapolis on Nov. 15, 2009. That game was also played on Sunday Night Football. Edelman had two touchdown receptions in the 2009 postseason game vs. Baltimore on Jan. 10, 2011.



# QUOTES AND NOTES

## GIL SANTOS – THE VOICE OF THE PATRIOTS

For most Patriots fans, there has been but one "Voice of the New England Patriots" and it belongs to Gil Santos. Now in his 36 season, Santos has articulated the sights, sounds and all the play-by-play action for 730 games to millions of Patriots fans. Santos is tied with the Philadelphia Eagles' veteran play-by-play announcer, Merrill Reese, as the two most tenured radio broadcasters in the NFL. Santos began calling games for the Boston Patriots at Fenway Park in 1966. He was the voice of the Patriots for the next 14 seasons (1966-79). He returned to the booth in 1991 and has broadcast every Patriots game since then.



## NEWLY ACQUIRED PATRIOTS

The Patriots acquired veteran free agnets S Steve Gregory, WR Brandon Lloyd and LB Trevor Scott this past offseason. Below are some of their thoughts on joining the Patriots:

**From Steve Gregory:** On playing with Patrick Chung: "He's a guy that's passionate about football like I am. It's good to have a guy out there that wants to make plays, and you start making plays and it's kind of like a competition. Who can make more? It's great to have him back there with me."

**From Brandon Lloyd:** "The coaching, the way that the message is delivered and the way that the coaches coach and the players all fall in line. It's been a good experience so far."

**From Trevor Scott:** "You just know what to expect when you come here. To come in here, I'm going to have big shoes to fill. When I came here, coach (Bill) Belichick said everyone is involved in special teams. I'm just doing whatever I can to help the team win."

## AARON HERNANDEZ ON HOW BEING A PATRIOT HAS CHANGED HIM

"This is a place that not only did it change my future from them paying me, but it just changed me as a person," he said. "You can't come here and act reckless and do your own stuff, and [I] was one of the persons that when I came here, I might've acted the way I wanted to act, but you get changed by Bill Belichick's way. You get changed by the Patriots' way. Now that I'm a Patriot, I have to start living like one, and making the right decisions for them."

## VINCE WILFORK: REASONS FOR PATRIOTS SUCCESS

Patriots Pro Bowl DL Vince Wilfork, who has served as a defensive captain for the Patriots for five straight seasons, says the team's continued success is a result of the entire organization working towards one common goal: "The Patriots are all about team, family and smart football players. They try to get good people here from coaches to guys who work in the front office to guys who put on this uniform. I think everybody has to have one goal in mind, and that's to be together. When you get an organization together that is seeking one goal, you can be pretty successful."

## PATRIOTS DEFENSE HOLDS TENNESSEE TO JUST 20 YARDS RUSHING in 2012 OPENER

The Patriots defense held the Titans to just 20 yards rushing on 16 attempts for a 1.3-yard average in the 2012 season opener. The 20 yards rushing allowed are the fifth-lowest total in Patriots history and the lowest total since holding Buffalo to 14 yards rushing on Dec. 11, 2005 in Buffalo.

### FEWEST YARDS ALLOWED RUSHING IN A GAME

2 at San Diego, Dec. 17, 2961  
14 at Buffalo, Dec. 11, 2005  
14 vs. Kansas City, Oct. 11, 1998  
19 vs. Houston, Nov. 1, 1963.  
**20 at Tennessee, Sept. 9, 2012**  
20 vs. Seattle, Dec. 4, 1988

## ANNUAL ACHIEVEMENTS

The Patriots won more than half of their games for the 11th straight year with a 13-3 record in 2011. They are the first team to win more than half of their games in 11 straight seasons since free agency began in 1993.

The Patriots are the fourth team to win more than half of their games in 11 straight seasons since the 1970 AFL-NFL merger, joining the 49ers (16 straight from 1983-1998), the Cowboys (16 straight from 1970-85) and the Raiders (11 straight from 1970-80).

The Patriots have now won nine or more games in 15 of the 18 seasons Robert Kraft has owned the team.

### MOST CONSECUTIVE WINNING SEASONS (since 1970 merger)

San Francisco (1983-98) ..... 16  
Dallas (1970-85)..... 16  
**New England (2001-11) ..... 11**  
Oakland (1970-80) ..... 11

## PATRIOTS HAVE THE MOST 9+ WIN SEASONS SINCE 2001

The Patriots are the only team in the NFL to have recorded nine or more wins in each of the last 11 seasons.

### MOST SEASONS OF 9+ WINS SINCE 2001

**New England.....11**  
Pittsburgh..... 9  
Indianapolis..... 9  
Philadelphia ..... 8

## PATRIOTS WIN 10+ FOR THE NINTH STRAIGHT YEAR

New England has reached at least 10 regular-season wins for nine consecutive seasons, joining San Francisco (16) and Indianapolis (9) as the only teams to accomplish the feat.

Team	Years	Consecutive Seasons with 10+ Wins
San Francisco	1983-1998	16
<b>New England</b>	<b>2003-present</b>	<b>9</b>
Indianapolis	2002-2010	9

## PATRIOTS EARNED NUMBER ONE SEED IN AFC PLAYOFF FIELD FOR SECOND STRAIGHT SEASON

The Patriots were the number one seed in the AFC playoff field for the second straight season in 2011. The Patriots have now earned the number one seed four times (2011, 2010, 2007 and 2003) in the past nine seasons. New England is the first team since Philadelphia (2002, 2003 and 2004) to have the top seed in its conference in at least two straight years and is the first AFC team to have the first seed in two straight years since Buffalo in 1990 and 1991.

## PATRIOTS HAVE THE NFL RECORD FOR MOST CONSECUTIVE GAMES AT .500 OR BETTER

The loss to Baltimore on Sept. 23, 2012 ended the Patriots run of 145 consecutive games at .500 or better, the longest such streak in NFL history. Dallas had the second longest streak ever with 115 games at .500 or better (1965-1974). At 1-2, the Patriots are under .500 for the first time since starting the 2003 season with an 0-1 record. Baltimore now has the longest streak at .500 or better with 62 games.

## PATRIOTS NAME 2012 TEAM CAPTAINS

The Patriots team captains are the same six who served as captains in 2011. The Patriots' 2012 captains were elected by their teammates. Quarterback Tom Brady and G Logan Mankins are the offensive captains. Nose tackle Vince Wilfork, LB Jerod Mayo and CB Devin McCourty are the defensive captains. Wide receiver Matthew Slater is the special teams captain. Brady has been chosen as a captain for the 11<sup>th</sup> straight season. Wilfork is a captain for the fifth straight season, while Mayo, is in his fourth season serving as a captain. Mankins, McCourty and Slater are captains for a second time.





# PATRIOTS 2012 TEAM NOTES

## 2012 WHAT TO LOOK FOR

### **BILL BELICHICK**

- Bill Belichick (193) needs one more win move out of a tie with Chuck Knox (193) for 8<sup>th</sup> place all-time and 9 more wins to move past Dan Reeves (201) into seventh place all-time.
- Belichick (17) needs one more postseason victory to move out of a tie with Joe Gibbs into sole possession of third place all-time in postseason wins. Tom Landry (20) is in first place followed by Don Shula (19).

### **TOM BRADY**

- Tom Brady (40,866) needs 57 yards passing to move past Kerry Collins (40,922) into 11<sup>th</sup> place all-time on the NFL's all-time passing list.
- Brady has 47 career 300-yard games after finishing with 335 at Baltimore on Sept. 23. He is in eighth place all-time with the 47 career 300-yard passing games. Warren Moon is in seventh place with 49 300-yard games.
- If Brady reaches 30 or more touchdowns passes in 2012 he will become just the fifth player in NFL history with at least 30 or more touchdown passes in four seasons.
- Brady needs one more postseason victory to set the NFL record for most career postseason wins by a starting quarterback. He enters 2012 tied with Joe Montana with 16 career postseason wins.
- Brady needs one more AFC Offensive Player of the Week honor to tie Peyton Manning (21) for the most player of the week honors in NFL history.
- If Brady reaches 4,000 passing yards in 2011, he will be just the fifth player in NFL history to reach 4,000 yards in five or more seasons: Peyton Manning (11), Dan Marino (6), Drew Brees (6) and Brett Favre (6).
- Brady has thrown at least one touchdown pass in 35 straight games. Brady's 35 straight games with at least one touchdown pass are fourth all-time, behind Johnny Unitas (47), Drew Brees (46-current) and Brett Favre (36).
- Brady had at least one touchdown pass in all 16 games in each of the last two seasons and threw two in the season-opener at Tennessee and one vs. Arizona and at Baltimore. Brady and Brees are the first two quarterbacks to throw for at least one touchdown pass in all 16 games for two straight seasons.

### **ROB GRONKOWSKI**

- Rob Gronkowski (10 touchdowns in 2010 and 18 in 2011) can become the first tight end in NFL history with three straight 10-plus touchdown seasons. Gronkowski and Antonio Gates (13 in 2004 and 10 in 2005) are the only tight ends to have back-to-back 10-plus touchdown seasons.
- If Gronkowski has another 10-touchdown season in 2012, he will join Randy Moss (2007, 2008 and 2009) and Corey Dillon (2004, 2005, 2006) as the only Patriots with three straight 10-plus touchdown seasons and three 10-plus seasons overall.
- Gronkowski has 29 receiving touchdowns and 30 touchdowns overall (29 receiving and 1 rushing) since 2010. The NFL record for most receiving touchdown in a player's first three NFL seasons is 43 by Randy Moss and the NFL record for most touchdowns overall by a player in his first three NFL seasons is 47 by Barry Sanders (4 receiving and 43 rushing).

### **WES WELKER**

- Wes Welker (6,356) needs 11 receiving yards to move past Troy Brown (6,366) into second place on the New England all-time receiving yards list. Stanley Morgan is in first place with 10,352 yards.
- If Welker reaches 100 receptions in 2012, he will become the first player in NFL history with five 100-catch seasons.
- Welker enters 2012 tied with Cris Carter and Reggie Wayne for fourth place all-time with 14 10-plus reception games. Jerry Rice is in first place with 17 10-reception games, followed by Marvin Harrison (16) and Andre Johnson (15).

## NFL'S BEST AT HOME

Since their state-of-the-art facility opened at the beginning of the 2002 season, the Patriots own the NFL's best record at home overall. The Patriots own an overall record of 67-14 (.827) at Gillette Stadium in regular season games and a 76-16 (.826) record including playoffs.

### **BEST HOME RECORDS SINCE 2002**

(including playoffs)

Team	W	L	T	Pct.
<b>New England</b>	<b>76</b>	<b>16</b>	<b>0</b>	<b>.826</b>
Baltimore	64	21	0	.753
Pittsburgh	65	23	1	.736
Indianapolis	66	25	0	.725
San Diego	58	29	0	.667
Green Bay	58	30	0	.659
Seattle	58	30	0	.659
Philadelphia	56	33	0	.629

### **PATRIOTS ARE SHARP AT GILLETTE**

The Patriots concluded a 20-game home winning streak with a 24-20 loss to the New York Giants on Nov. 6, 2011. It was the longest home win streak in team history. The Patriots own an overall record of 67-14 (.827) at Gillette Stadium in regular season games.

### **The teams with the highest winning percentage at a stadium since 1970 (minimum 25 games):**

Team	Stadium	W-L-T	WIN PCT.
<b>New England</b>	<b>Gillette Stadium</b>	<b>67-14</b>	<b>.827</b>
Miami	Orange Bowl	101-22-1	.819
Pittsburgh	Heinz Field	66-22-1	.747
Minnesota	Metropolitan Stadium	64-23-1	.733
LA Rams	Memorial Coliseum	53-20-2	.726

### **LONGEST HOME WINNING STREAK / PATRIOTS HISTORY (REG. SEASON)**

Streak	First Win	Last Win
<b>20</b>	<b>Dec. 12, 2008</b>	<b>Oct. 16, 2011</b>
18	Dec. 29, 2002	Sept. 8, 2005
12	Nov. 26, 2006	Sept. 7, 2008
10	Sept. 18, 1976	Oct. 30, 1977

### **TWO PATRIOTS REACH 1,000 YARDS in 2011**

Wes Welker (1,569) and Rob Gronkowski (1,327) both finished with over 1,000 yards receiving in 2011. It is the fifth time in team history that New England had two players with over 1,000 receiving yards. Welker and Randy Moss had three straight seasons with 1,000 yards (2007-09). Welker and Moss became the sixth group of NFL teammates to have three straight 1,000 yard seasons. The Patriots also had two receivers reach 1,000 yards in 1979.

### **TOM BRADY AND WES WELKER BECOME THE 12<sup>TH</sup> TO SCORE ON A 99-YARD PASS PLAY**

Tom Brady connected with Wes Welker on a 99-yard touchdown in the fourth quarter of the 2011 season-opener at Miami (9/12/11). The 99-yard play tied the NFL record for the longest offensive play, which has been accomplished 14 times. There have been 13 pass plays and one running play for 99 yards. Listed below are the 14 99-yard plays.

#### **(13) 99-YARD PASS PLAYS**

Frank Filchock to Andy Farkas, Wash. vs. Pitt. – Oct. 15, 1939  
 George Izo to Bobby Mitchell, Wash. vs. Clev. – Sept. 15, 1963  
 Karl Sweetan to Pat Studstill, Det. vs. Balt. – Oct. 16, 1966  
 Sonny Jurgensen to Gerry Allen, Wash. vs. Chic. – Sept. 15, 1968  
 Jim Plunkett to Cliff Branch, LA Raiders vs. Wash. – Oct. 2, 1983  
 Ron Jaworski to Mike Quick, Phil. vs. Atl. – Nov. 10, 1985  
 Stan Humphries to Tony Martin, SD. vs. Sea. – Sept. 18, 1994  
 Brett Favre to Robert Brooks, GB vs. Chic. – Sept. 11, 1995  
 Trent Green to Marc Boerigter, KC vs. SD. – Dec. 22, 2002  
 Jeff Garcia to Andre Davis, Clev. vs. Cin. – Oct. 17, 2004  
 Gus Ferrotte to Bernard Berrian, Minn. vs. Chi. – Nov. 30, 2008

**Tom Brady to Wes Welker, NE at Mia. – Sept. 12, 2011**

Eli Manning to Victor Cruz, NY Giants at NY Jets – Dec. 24, 2011

#### **(1) 99-YARD RUN PLAY**

Tony Dorsett, Dal. vs. Minn. – Jan. 3, 1983



# PATRIOTS SUSTAINING SUCCESS

## PATRIOTS ARE MOST FREQUENT SUPER BOWL TEAM OVER LAST 30 YEARS

The Patriots won their seventh conference championship since the 1985 season, and have won more conference titles than any other team over the last 30 years (since 1982). Additionally, the Patriots' six conference titles over the last 25 years are two more than the next closest teams, and New England's six conference championships in the last 20 years are also more than any other team. New England also has more conference titles over the last 15 years (5) and over the last 10 years (4) than any other team. The Patriots' two conference titles in the last five years are tied with Pittsburgh and the New York Giants for the most over that span.

### Most Conference Championships in Last 5 Years (2007-2011)

<b>New England</b> .....	<b>2</b>
Pittsburgh.....	2
N.Y. Giants.....	2
New Orleans.....	1
Indianapolis.....	1
Green Bay.....	1
Arizona.....	1

### Most Conference Championships in Last 10 Years (2002-2011)

<b>New England</b> .....	<b>4</b>
Pittsburgh.....	3
Indianapolis.....	2
N.Y. Giants.....	2
9 Other Teams.....	1

\*-Pending Results of 2011 NFC Championship Game

### Most Conference Championships in Last 15 Years (1997-2011)

<b>New England</b> .....	<b>5</b>
Pittsburgh.....	3
N.Y. Giants.....	3
Denver.....	2
Green Bay.....	2
Indianapolis.....	2
St. Louis Rams.....	2

### Most Conference Championships in Last 20 Years (1992-2011)

<b>New England</b> .....	<b>6</b>
Pittsburgh.....	4
Dallas.....	3
Green Bay.....	3
N.Y. Giants.....	3
Buffalo.....	2
Denver.....	2
Indianapolis.....	2
St. Louis.....	2

### Most Conference Championships in Last 25 Years (1987-2011)

<b>New England</b> .....	<b>6</b>
Buffalo.....	4
Denver.....	4
Pittsburgh.....	4
N.Y. Giants.....	4
Dallas.....	3
Green Bay.....	3
San Francisco.....	3

### Most Conference Championships in Last 30 Years (1982-2011)

<b>New England</b> .....	<b>7</b>
Denver.....	5
N.Y. Giants.....	5
Buffalo.....	4
Pittsburgh.....	4
San Francisco.....	4
Washington.....	4
Dallas.....	3
Green Bay.....	3

## WHAT HAVE YOU DONE FOR ME LATELY?

Since the 2009 season, the Patriots have maintained their spot atop the NFL in terms of regular season winning percentage and regular season points scored. Since the beginning of the 2010 season, the Patriots have the NFL's highest winning percentage and have scored the most points in the NFL. Since 2011, the Patriots are tied for the third-best winning percentage and have scored the third-most points.

### HIGHEST WINNING PERCENTAGE SINCE 2009

Team	W	L	T	Pct.	PF	PA
<b>New England Patriots</b>	<b>38</b>	<b>13</b>	<b>0</b>	<b>.745</b>	<b>1540</b>	<b>1004</b>
Green Bay Packers	37	14	0	.725	1466	950
New Orleans Saints	37	14	0	.725	1524	1089
Baltimore Ravens	35	16	0	.686	1224	864
Atlanta Falcons	35	16	0	.686	1273	1011
Pittsburgh Steelers	34	17	0	.667	1145	858
San Diego Chargers	32	19	0	.627	1364	1070
Philadelphia Eagles	31	20	0	.608	1311	1108

### HIGHEST WINNING PERCENTAGE SINCE 2010

Team	W	L	T	Pct.	PF	PA
<b>New England Patriots</b>	<b>28</b>	<b>7</b>	<b>0</b>	<b>.800</b>	<b>1113</b>	<b>719</b>
Green Bay Packers	26	9	0	.743	1005	653
Baltimore Ravens	26	9	0	.743	833	603
Atlanta Falcons	26	9	0	.743	910	686
Pittsburgh Steelers	25	10	0	.714	777	534
New Orleans Saints	24	11	0	.686	1014	748
San Francisco 49ers	21	14	0	.600	755	640
Chicago Bears	21	14	0	.600	761	677
New York Giants	21	14	0	.600	882	812
New York Jets	21	14	0	.600	825	742

### HIGHEST WINNING PERCENTAGE SINCE 2011

Team	W	L	T	Pct.	PF	PA
<b>New England Patriots</b>	<b>14</b>	<b>5</b>	<b>0</b>	<b>.737</b>	<b>595</b>	<b>406</b>
Baltimore Ravens	14	5	0	.737	476	333
New Orleans Saints	13	6	0	.722	630	441
Pittsburgh Steelers	13	6	0	.684	402	302
Houston Texans	13	6	0	.684	469	320
Atlanta Falcons	13	6	0	.684	496	398
Detroit Lions	12	7	0	.632	561	481

### MOST POINTS SCORED SINCE 2009

Team	Points
<b>New England Patriots</b> .....	<b>1541</b>
New Orleans Saints.....	1524
Green Bay Packers.....	1466
San Diego Chargers.....	1364
Philadelphia Eagles.....	1311
New York Giants.....	1284
Atlanta Falcons.....	1273
Houston Texans.....	1247

### MOST POINTS SCORED SINCE 2010

Team	Points
<b>New England Patriots</b> .....	<b>1113</b>
New Orleans Saints.....	1014
Green Bay Packers.....	1005
Detroit Lions.....	923
San Diego Chargers.....	910
Atlanta Falcons.....	910
Philadelphia Eagles.....	882
New York Giants.....	882
Houston Texans.....	859
Baltimore Ravens.....	833

### MOST POINTS SCORED SINCE 2011

Team	Points
<b>New England Patriots</b> .....	<b>595</b>
Detroit Lions.....	561
Atlanta Falcons.....	496
New York Giants.....	488
Baltimore Ravens.....	476
San Diego Chargers.....	469
Houston Texans.....	469



# INSIDE THE NUMBERS

## BY THE NUMBERS

**2**

The number of punts returned by Julian Edelman for touchdowns during his career, the fourth Patriots player with two or more punt returns for a touchdown. A third will tie Troy Brown for the franchise record.

**2**

The number of forced fumbles in three games by first round pick DE Chandler Jones.

**3**

The number of consecutive games in 2012 that LB Jerod Mayo has had 10 or more tackles in game. Mayo is the first player in New England history to register 100 tackles in his first four NFL seasons.

**6**

The number of 20-yard runs by RB Stevan Ridley. Since 2000, Corey Dillon and Antwain Smith are tied with 13 runs of 20 or more, followed by Laurence Maroney (11), Kevin Faulk (10) and Sammy Morris (9).

**11.5**

Since the beginning of 2010, Rob Ninkovich leads the Patriots with a total of 11.5 sacks.

**20**

The number of rushing yards the Patriots defense held Tennessee to in the 2012 season, opener – tied for fifth-lowest total in team history.

**27**

The number of receptions of 30 or more yards by WR Brandon Lloyd since 2010, tied with Larry Fitzgerald for fourth, behind DeSean Jackson (30), Mike Wallace (30) and Calvin Johnson (28).

**29**

The number of touchdown receptions by TE Rob Gronkowski since he entered the NFL in 2010, tied with Calvin Johnson for the most in the NFL in that time span. The NFL record for most touchdown receptions in a player's first three NFL season is 43 by Randy Moss.

**122**

The number of receptions in 2011 by WR Wes Welker. With 122 in 2011 and 123 in 2009, Welker joins Cris Carter as the only two NFL players with at least 120-plus receptions twice in their careers.

**145**

The loss to Baltimore (9/23) ended the Patriots run of 145 consecutive games at .500 or better, the longest such streak in NFL history. Dallas had the second longest streak ever with 115 games at .500 or better (1965-1974).

## TOM BRADY BY THE NUMBERS

**1**

Tom Brady became the first player to follow a 500-yard performance with a 400-yard performance after Brady had back-to-back games with 517 yards and 423 yards to start 2011.

**2**

Brady joined Drew Brees (2011) as the only players to reach 3,000 yards in the first nine games of the season. Brady (3,032) had the most yards ever through the first nine games of the year.

**4**

The number of seasons that Brady has reached 4,000 passing yards. His four 4,000-yard seasons are tied with Warren Moon and Philip Rivers for the fifth most in NFL history.

**6**

Brady became the sixth NFL quarterback in NFL history to have 30 or more touchdowns passes in at least three seasons after reaching 30 vs. Indianapolis (12/4) in 2011.

**13**

Tom Brady is one of 13 quarterbacks in NFL history to throw for 500 or more yards after he passed for 517 in the 2011 opener at Miami.

## TOM BRADY BY THE NUMBERS

**14**

Tom Brady (40,866) is one of 14 quarterbacks in NFL history to reach at least 40,000 passing yards.

**20**

The number of times Tom Brady has earned AFC Offensive Player of the Week honors. He earned the award in each of the first two weeks of the 2011 season and in Week 16.

**35**

The number of consecutive games that Brady has thrown at least one touchdown pass, fourth best behind 47 by Johnny Unitas, 46 by Drew Brees and 36 by Brett Favre.

**47**

The number of regular season 300-yard passing games by Tom Brady, a team record.

**97**

The number of times that Brady has thrown two or more touchdowns in a game. The Patriots are 82-15 when he throws for two or more touchdowns.

**125**

The number of wins that Brady has as a starting quarterback to for fifth place. Brady reached the 100-win milestone in the fewest number of starts (131) among all quarterbacks in the modern era and the 125 career wins in the fewest starts (160).

**5,235**

The number of passing yards by Brady in 2011, the second most in a season in NFL history.

## THE KRAFT ERA

**3**

The number of Super Bowl championships the Patriots have won since Robert Kraft purchased the team in 1994. That mark is the highest total in the NFL over that span. Only Denver (2; 1997 and 1998), Pittsburgh (2; 2005 and 2008) and the NY Giants (2; 2007 and 2011) have won multiple Super Bowl titles since 1994.

**6**

The number of conference championships the Patriots have won since Robert Kraft purchased the team in 1994. That mark is the highest total in the NFL over that span. Pittsburgh is second with four conference titles since 1994.

**11**

The number of division championships won by the Patriots since Kraft purchased the team in 1994.

**13**

The number of playoff seasons earned by the Patriots in the 18 seasons since Robert Kraft purchased the team.

**19**

The number of playoff games the Patriots have won since Robert Kraft purchased the team in 1994. That mark is the highest total in the NFL over that span. Pittsburgh ranks second with 17 playoff wins over that span.

**29**

The number of playoff games the Patriots have appeared in since 1994, the most in the NFL. Pittsburgh has the second most with 27.

**196**

The number of consecutive home games that have been sold out, including playoff and postseason games dating back to the 1994 season opener.

## THE BELICHICK ERA

**4**

Bill Belichick is one of just four coaches to win three championships since the Super Bowl era began. Belichick joins three members of the Pro Football Hall of Fame in the exclusive club (Chuck Noll 4, Joe Gibbs 3 and Bill Walsh 3). Belichick is the only coach to win three Super Bowls in the post-1993 salary cap era and the only one to ever win three in four years.

**193**

Bill Belichick has 193 career victories as a head coach, including playoff games to tie Chuck Knox for 8<sup>th</sup> place all-time.





# BILL BELICHICK NEWS & NOTES

## THE HEAD COACH

**18<sup>th</sup> season as head coach • 38<sup>th</sup> NFL season**

**Overall Record:** 193-106 (.645)

**Regular Season:** 176-99 (.640)

**Postseason:** 17-7 (.708)

**With Patriots overall:** 156-61 (.719)

**Super Bowl Titles:** 5 (86, 90, 01, 03, 04)

**Conf. Titles:** 8 (86, 90, 96, 01, 03, 04, 07, 11)

**Division Titles:** 16 (75, 78, 86, 89, 90, 96, 98, 01, 03, 04, 05, 06, 07, 09, 10, 11)



Bill Belichick is the only head coach in NFL history to win three Super Bowl titles in a four-year span. He has won more regular season games (123) and more games overall (136) during a 10-year stretch (2002-2011) than any other coach in NFL History. In the 2007 season, Belichick led the Patriots to the fourth undefeated and untied regular season and the first since the NFL established a 16-game schedule in 1978.

## BELICHICK LEADS TEAM TO 11<sup>TH</sup> STRAIGHT WINNING RECORD

Bill Belichick has led the Patriots to a winning record for 11 consecutive seasons (2001-2011). The only other NFL coach to have at least 10 consecutive winning seasons with one team since the 1970 merger was Tom Landry, who led the Dallas Cowboys to 16 consecutive winning seasons (1970-1985).

## BELICHICK BECOMES FIRST COACH WITH NINE STRAIGHT SEASONS OF 10 WINS

Bill Belichick is the first coach in NFL history with nine straight seasons with at least 10 victories after guiding the Patriots to nine 10-plus seasons from 2003 through 2011.

## BELICHICK FIRST IN NFL HISTORY WITH 13-PLUS WINS IN FIVE DIFFERENT SEASONS

Bill Belichick is the first head coach in NFL history with 13 or more wins in five different seasons.

2003	14-2
2004	14-2
2007	16-0
2010	14-2
2011	13-3

## BELICHICK NEEDS ONE MORE WIN TO MOVE INTO SOLE POSSESSION OF 8<sup>TH</sup> PLACE ALL-TIME

Bill Belichick enters this week tied with Chuck Knox for eighth place all-time with 193 career wins. With one more win, he will move past Knox into sole possession of eighth place on the all-time list. Knox accomplished the feat in 22 seasons. This is Belichick's 18<sup>th</sup> season as an NFL head coach.

### MOST WINS NFL COACHES

Head Coach	Team(s)	Years of service	Record
1. Don Shula	BAL, MIA	33	347-173-6
2. George Halas	Chicago	40	324-151-31
3. Tom Landry	Dallas	29	270-178-6
4. Curly Lambeau	GB, Cards, WAS	33	229-134-22
5. Chuck Noll	Pittsburgh	23	209-156-1
6. M. Schottenheimer	CLE, KC, WAS, SD	21	205-139-1
7. Dan Reeves	DEN, NYG, ATL	23	201-174-2
8t. Bill Belichick	CLE, NE	18	193-106-0
8t. Chuck Knox	LAR, BUF, SEA	22	193-158-1
10. Bill Parcells	NYG, NE, NYJ, DAL	19	183-138-1
11. Mike Holmgren	GB, SEA	17	174-122-0
12. Joe Gibbs	Washington	16	171-101-0
13. Paul Brown	CLE, CIN	21	170-108-6

## ELITE COMPANY

Bill Belichick is one of nine NFL head coaches to win three or more championships since the league began postseason play in 1933, but the only one to win three in four years. Belichick joined an exclusive club in which each of the eight other members has been enshrined in the Pro Football Hall of Fame.

### HEAD COACHES WITH THREE OR MORE NFL TITLES

(Listed alphabetically)

Head Coach	Championship Team(s)
Bill Belichick	Patriots (SB XXXVI, XXXVIII, XXXIX)
Paul Brown	Cleveland Browns (1950, 54, 55)
Weeb Ewbank	Baltimore Colts, New York Jets (1958, 59 SB III)
Joe Gibbs	Washington Redskins (SB XVII, XXII, XXVI)
George Halas	Chicago Bears (1921, 33, 40, 41, 46, 63)
Curly Lambeau	Green Bay Packers (1929, 30, 31, 36, 39, 44)
Vince Lombardi	Green Bay Packers (1961, 62, 65, SB I, II)
Chuck Noll	Pittsburgh Steelers (Super Bowl IX, X, XIII, XIV)
Bill Walsh	San Francisco 49ers (Super Bowl XVI, XIX, XXIII)

## BELICHICK'S PATRIOTS RENAISSANCE

Once Head Coach Bill Belichick implemented his coaching design on the Patriots, his approach has given him the best record of any NFL head coach who has coached over 40 games since 2001 (including the postseason).

### NFL COACHES' RECORDS SINCE 2001

Coach	Team	W	L	T	Pct.
Bill Belichick	NE	151	50	0	.751
Tony Dungy	TB/IND	101	41	0	.711
John Harbaugh	BAL	51	25	0	.671
Mike Tomlin	PIT	61	30	0	.670

## AMONG THE GREATS

Bill Belichick has recorded 193 career wins, which ranks tied for 8<sup>th</sup> all-time in NFL history. Belichick owns a career winning percentage of .645, which is third all-time, behind George Halas (.682) and Don Shula (.667).

### TOP WINNING PERCENTAGE AMONG HEAD COACHES WITH AT LEAST 160 WINS (INCL. POSTSEASON)

Head Coach	Team(s)	Years	W	L	T	Pct.
George Halas	CHI	1920-29, 33-41, 46-55, 58-67	324	151	31	.682
Don Shula	BAL/MIA	1963-95	347	173	6	.667
Bill Belichick	CLE/NE	1991-95, 00-12	193	106	0	.645
Curly Lambeau	GB/CHI/WAS	1921-53	229	134	22	.630

NOTE: Winning percentage calculated using current NFL rules, counting a tie as a half-win, half-loss.

## SUPER SUCCESS

Bill Belichick is one of just four head coaches to win three Super Bowl championships. Belichick is the only coach to win three Super Bowls in the post-1993 salary cap era.

### MOST SUPER BOWL VICTORIES

Head Coach	Team	Titles	Seasons
Chuck Noll	PIT	4	1974, 1975, 1978, 1979
Bill Belichick	NE	3	2001, 2003, 2004
Joe Gibbs	WAS	3	1982, 1987, 1991
Bill Walsh	SF	3	1981, 1984, 1988

NOTE: Sorted by most recent championship. Super Bowls have determined NFL champion since 1966.

## PLAYOFF SUCCESS

### MOST PLAYOFF WINS BY AN NFL HEAD COACH

Coach	Team(s)	Wins
Tom Landry	Dallas Cowboys	20
Don Shula	Baltimore Colts, Miami Dolphins	19
Bill Belichick	Cleveland Browns, New England Patriots	17
Joe Gibbs	Washington Redskins	17
Chuck Noll	Pittsburgh Steelers	16

## POSTSEASON PROWESS

### BEST POSTSEASON RECORDS IN NFL HISTORY (minimum of 10 games)

Head Coach	Team(s)	W	L	Pct.
Vince Lombardi	GB/WAS	9	1	.900
Tom Flores	Oakland	8	3	.727
Bill Walsh	San Francisco	10	4	.714
Bill Belichick	CLE/NE	17	7	.708
Joe Gibbs	Washington	17	7	.708

## BELICHICK IS GOOD IN DECEMBER

Bill Belichick is 43-7 (.860) in December with New England, the best record in December among head coaches with one team in NFL history (min. 25 games). George Seifert is second (27-6, .818).

## BELICHICK NAMED COACH OF THE YEAR 3 TIMES

The Associated Press named Bill Belichick the NFL's Coach of the Year for 2010. It was the third time that Belichick earned the honor. He was also named Coach of the Year following the 2003 and 2007 seasons. Belichick joins Don Shula (4-time winner) and Chuck Knox as the only three-time winners.

## BELICHICK FIRST WITH 14 WINS IN FOUR SEASONS

Bill Belichick guided the Patriots to an NFL-best 14-2 record in 2010. Belichick is the first head coach ever to win at least 14 regular-season games in four separate seasons. Only four other coaches — San Francisco's George Seifert (3), Washington's Joe Gibbs (2), Chicago's Mike Ditka (2) and Miami's Don Shula (2) — have more than one 14-win season.



# TOM BRADY NEWS & NOTES

## RECORDING SUCCESS

Tom Brady has quarterbacked the Patriots to victories in 125 of his 162 career regular-season starts, compiling a .772 winning percentage and giving him the best record of any quarterback in the Super Bowl era (since 1966). Brady reached 125 career wins in the fewest starts among quarterbacks in NFL history.



### TOP WINNING PERCENTAGES IN SUPER BOWL ERA (Since 1966, Minimum 50 Starts, Regular Season Only)

Player	Team(s)	Years	W	L	T	Pct.
<b>Tom Brady</b>	<b>NE</b>	<b>2000-12</b>	<b>125</b>	<b>37</b>	<b>0</b>	<b>.772</b>
Roger Staubach	DAL	1969-79	85	29	0	.746
Joe Montana	SF/KC	1979-94	117	47	0	.713

### ACTIVE QUARTERBACKS WINNING PERCENTAGE

Minimum 32 Starts (two full seasons), Regular Season Only

Quarterback	Team(s)	W	L	T	Pct.
<b>Tom Brady</b>	<b>NE</b>	<b>125</b>	<b>37</b>	<b>0</b>	<b>.772</b>
Matt Ryan	ATL	46	19	0	.708
Ben Roethlisberger	PIT	81	35	0	.698
Joe Flacco	BAL	46	21	0	.687
Peyton Manning	IND/DEN	142	69	0	.673
Philip Rivers	SD	65	34	0	.656
Aaron Rodgers	GB	42	23	0	.646

### MOST CAREER WINS AS A STARTER

(Regular season only) Bold indicates active players

Rk	Name	W	L	T	Pct.
1.	Brett Favre	186	112	0	.624
2.	John Elway	148	82	1	.643
3.	Dan Marino	147	93	0	.613
4.	<b>Peyton Manning</b>	<b>142</b>	<b>69</b>	<b>0</b>	<b>.673</b>
5.	<b>Tom Brady</b>	<b>125</b>	<b>37</b>	<b>0</b>	<b>.772</b>
6.	Fran Tarkenton	124	109	6	.531
7.	Johnny Unitas	119	64	4	.647
8.	Joe Montana	117	47	0	.713
9.	Terry Bradshaw	107	51	0	.677
10.	Warren Moon	102	101	0	.510

## BRADY REACHES 5,000 YARDS IN 2011

Brady set a franchise record with 5,235 passing yards and joined Drew Brees (5,476 in 2011 and 5,069 in 2008), Dan Marino (5,084 in 1984) and Matthew Stafford (5,038 in 2011) as the only players in NFL history to reach 5,000 passing yards in a single season. Brady surpassed his previous career high of 4,806 passing yards in 2007.

### Most Passing Yards in a season

5,476	Drew Brees, New Orleans in 2011
<b>5,235</b>	<b>Tom Brady, Patriots in 2011</b>
5,084	Dan Marino, Miami in 1984
5,069	Drew Brees, New Orleans in 2008
5,038	Matthew Stafford, Detroit in 2011

### NFL RECORD FOR MOST PASSING YARDS PER GAME/SEASON

Player	Team	Year	Yards/Game
Drew Brees	New Orleans	2011	342.3
<b>Tom Brady</b>	<b>Patriots</b>	<b>2011</b>	<b>332.8</b>

## BRADY BECOMES SECOND PLAYER WITH TWO OR MORE SEASONS OF 39-PLUS TDS

Brady finished the 2011 season with 39 touchdown passes, marking the second highest total of his career, trailing the NFL-record of 50 he had in 2007. Brady joins Dan Marino as the only players in NFL history with at least two different seasons with 39 or more touchdown passes.

### The Players with the Most Touchdown Passes in a single season in NFL history

Player	Team	Season	TDs
<b>Tom Brady</b>	<b>Patriots</b>	<b>2007</b>	<b>50</b>
Peyton Manning	Indianapolis	2004	49
Dan Marino	Miami	1984	48
Drew Brees	New Orleans	2011	46
Aaron Rodgers	Green Bay	2011	45
Dan Marino	Miami	1986	44
Matthew Stafford	Detroit	2011	41
Kurt Warner	St. Louis	1999	41
<b>Tom Brady</b>	<b>Patriots</b>	<b>2011</b>	<b>39</b>
Daunte Culpepper	Minnesota	2004	39
Brett Favre	Green Bay	1996	39

## BRADY TIED NFL MARK WITH 13 STRAIGHT GAMES WITH TWO OR MORE TOUCHDOWNS

Brady threw for one touchdown against the Jets (10/9/11), snapping his streak of 13 straight games with two or more touchdown passes. Brady's streak of 13 straight games with two or more touchdowns is tied with Peyton Manning's 2004 total and Aaron Rodgers' 2011 total for the longest such streak in NFL history.

## BRADY HAS 16 CAREER 4-TD GAMES AFTER GETTING TWO IN 2011

Brady's four touchdowns at Buffalo (9/25/11) marked his 12<sup>th</sup> game with four touchdown passes. He has thrown four or more touchdowns in a game 16 times with 12 four-touchdown games, two five-touchdown games and two six-touchdown games.

### Most Games with 4+ Touchdown Passes

PLAYER	4+ TD Games
1. Brett Favre	23
2. Peyton Manning	22
3. Dan Marino	21
4. Johnny Unitas	17
<b>5. Tom Brady</b>	<b>16</b>
5. Drew Brees	16

## CONSECUTIVE GAMES WITH AT LEAST ONE TOUCHDOWN PASS CONTINUES FOR BRADY

Brady has now thrown at least one touchdown pass in 35 straight regular season games to extend a team mark. Brady's 35 straight games are fourth all-time, behind Johnny Unitas (47), Drew Brees (46-current) and Brett Favre (36).

## BRADY GOES OVER 300 YARDS FOR THE 47th TIME IN HIS CAREER

Brady had his 47<sup>th</sup> NFL game with 300 or more yards passing at Baltimore (9/23/12) and ranks third among active NFL quarterbacks, behind NFL-leader Peyton Manning (64) and Drew Brees (59). The Patriots are 39-7 when Brady throws for 300 or more yards.

### NFL QUARTERBACK 300-YARD GAMES (\*ACTIVE)

Player	300-Yard Games
Peyton Manning*	64
Dan Marino	63
Brett Favre	62
Drew Brees*	59
Kurt Warner	52
Dan Fouts	51
Warren Moon	49
<b>Tom Brady*</b>	<b>47</b>
Joe Montana	39

Brady had a career-best 11 300-yard games in the 2011 season which is the second most 300-yard games in a single season. The NFL record for most 300-yard games in a season was set by Drew Brees in 2011.

### TOM BRADY'S RECORD AS A STARTER

	Reg. Season	Playoffs	Total
<b>Overall:</b>	<b>125-37</b>	<b>16-6</b>	<b>141-43</b>
Home:.....	69-12	10-2	79-14
Road:.....	56-25	6-4*	62-29*
<b>By Yardage Total</b>			
Less than 200:.....	29-13	3-1	32-14
200-299:.....	57-16	10-4	67-20
300 or more:.....	39-8	3-1	42-9

### Other Records

On Artificial Turf:.....	65-9	6-4	71-13
Temp. Below 40:.....	28-3	10-2	38-5
Thanksgiving or later:.....	49-9	16-6	65-15
Leading at Halftime:.....	96-10	11-3	107-13
Leading after 3 Qtrs:.....	103-7	10-3	113-10
Overtime:.....	7-1	1-0	8-1
Passer rating >100.0:.....	72-5	7-0	79-5

\*-Includes five Super Bowls at neutral sites



# TOM BRADY NEWS & NOTES

## BRADY SET NFL RECORD FOR LONGEST HOME WINNING STREAK

Tom Brady set an NFL record for most consecutive home wins as a starting quarterback with his 26<sup>th</sup> straight win in a regular-season home start following the 45-3 win against the Jets (12/06/10) and extended his streak to 31 before it ended with a 24-20 loss against the New York Giants (11/6/11).

### MOST CONSECUTIVE REGULAR-SEASON HOME GAMES WON AS A STARTING QUARTERBACK:

Player	Team	Years	Streak
<b>Tom Brady</b>	<b>NE</b>	<b>2006-11</b>	<b>31</b>
Brett Favre	GB	1995-98	25
John Elway	DEN	1996-98	22
Bob Griese	MIA	1971-74	20
Randall Cunningham	PHI	1990-94	20

## MOST CAREER TOUCHDOWN PASSES

### MOST TOUCHDOWNS CAREER

(regular season only) Bold indicates active players

#### Rank Name Touchdowns

1.	Brett Favre	508
2.	Dan Marino	420
3.	<b>Peyton Manning</b>	<b>404</b>
4.	Fran Tarkenton	342
5.	<b>Tom Brady</b>	<b>304</b>
6.	John Elway	300
7.	Warren Moon	291
8.	Johnny Unitas	290
9.	<b>Drew Brees</b>	<b>288</b>
10.	Vinny Testaverde	275

## BRADY AT 30 TOUCHDOWNS....AGAIN

Brady is the second NFL player to have at least 35 touchdowns in three different seasons.

### QB's with the most 35+ passing touchdowns in NFL history

Player	35+TD Pass Seasons
Tom Brady	3 (50 in 2007, 36 in 2010 and 39 in 2011)
Brett Favre	3

Brady finished 2011 with 39 touchdowns. He became the sixth quarterback in NFL history to have 30 or more touchdown passes in at least three seasons.

### MOST SEASONS WITH 30-PLUS TOUCHDOWN PASSES

Brett Favre	9
Peyton Manning	6
Dan Marino	4
Drew Brees	4
<b>Tom Brady</b>	<b>3</b>
Kurt Warner	3

## BRADY REACHES 30 TDS FOR THIRD TIME

Tom Brady (39) reached 30 touchdown passes in 2011. Brady now has three 30-touchdown seasons after throwing for an NFL-leading 36 in 2010 and an NFL-record 50 in 2007. He is one of just 13 NFL players since the 1970 merger to have at least two 30 touchdown seasons. The only other Patriots quarterback to have a 30-touchdown season was Vito Parilli in 1964 when he led the AFL with 31.

## BRADY SETS FRANCHISE RECORD WITH 517 PASSING YARDS

Brady set a franchise record with 517 passing yards in the 2011 season-opener at Miami (9/12). The previous high was 426 yards by Drew Bledsoe vs. Minnesota on Nov. 13, 1994. Brady's previous best was 410 passing yards vs. Kansas City on Sept. 22, 2002. Brady is one of 13 NFL quarterbacks to throw for 500 yards or more. His 517 yards are the sixth highest in NFL history.

### PLAYER TEAM 500 YARD GAME

Norm Van Brocklin	LA Rams	554 yards in 1951
Warren Moon	Houston Oilers	527 yards in 1990
Boomer Esiason	Arizona	522 yards in 1996
Dan Marino	Miami	521 yards in 1988
Matthew Stafford	Detroit	520 yards in 2011
<b>Tom Brady</b>	<b>Patriots</b>	<b>517 yards in 2011</b>

## BRADY'S COMEBACKS

Brady has engineered 34 career game-winning performances to lead his team to a victory from a fourth-quarter deficit or tie.

### Time Remaining Passing Statistics^

Date	Opp.	Score	in Reg.	Att	Cmp	Yds	TD	Int	Final
01/22/12	BAL*	16-20	15:00	6	3	20	0	1	23-20
12/24/11	MIA	17-17	15:00	11	8	120	0	0	27-24
10/16/11	DAL	13-16	5:13	9	11	87	1	0	20-16
12/19/10	GB	21-27	13:49	6	5	82	1	0	31-27
10/17/10	BAL	10-20	14:53	24	16	156	1	1	(ot) 23-20
09/14/09	BUF	13-24	5:32	13	11	112	2	0	25-24
12/29/07 at NYG		23-28	15:00	12	8	130	1	0	38-35
12/03/07 at BAL		17-24	14:25	17	7	113	1	0	27-24
11/25/07	PHI	24-28	15:00	16	11	109	0	0	31-28
11/04/07 at IND		10-20	9:42	10	8	144	2	0	24-20
01/14/07 at SD*		13-21	8:35	14	9	122	1	1	24-21
12/03/06	DET	13-21	13:07	15	14	101	0	0	28-21
11/26/06	CHI	10-10	14:46	7	6	98	1	0	17-13
11/13/05 at MIA		15-16	2:53	2	2	76	1	0	23-16
10/30/05	BUF	7-16	10:07	4	4	69	0	0	21-16
10/09/05 at ATL		28-28	3:52	2	2	17	0	0	31-28
09/25/05 at PIT		10-13	14:19	12	12	167	0	0	23-20
02/06/05	PHI**	14-14	15:00	4	2	33	0	0	24-21
10/03/04 at BUF		17-17	15:00	4	2	8	1	0	31-17
02/01/04	CAR**	29-29	1:08	5	4	47	0	0	32-29
01/10/04	TEN*	14-14	15:00	11	6	27	0	0	17-14
11/30/03 at IND		31-31	10:21	6	3	31	1	0	38-34
11/23/03 at HST		13-20	3:11	14	10	133	1	0	(ot) 23-20
11/03/03 at DEN		23-26	2:51	4	5	58	1	0	30-26
10/19/03 at MIA		13-13	15:00	10	7	147	1	0	(ot) 19-13
10/05/03	TEN	24-27	4:40	1	1	15	0	0	38-30
12/29/02	MIA	13-24	4:59	13	8	69	1	0	(ot) 27-24
11/10/02 at CHI		19-30	5:16	14	9	116	2	0	33-30
09/22/02	KC	38-38	0:00	5	4	46	0	0	(ot) 41-38
02/03/02	STL**	17-17	1:21	8	5	53	0	0	20-17
01/19/02	OAK*	3-13	15:00	27	20	138	0	0	(ot) 16-13
12/16/01 at BUF		6-9	5:57	13	9	116	0	0	(ot) 12-9
12/02/01 at NYJ		14-16	15:00	7	6	56	0	0	17-16
10/14/01	SD	16-26	8:48	18	13	130	1	0	(ot) 29-26

^Statistics are from the time noted until the end of the game \* Divisional Playoffs \*\* Super Bowl

## BRADY IN THE POSTSEASON

### NFL ALL-TIME LEADERS / PLAYOFF VICTORIES AS STARTING QUARTERBACK

Player	Team(s)	Playoff Wins
<b>Tom Brady</b>	<b>New England</b>	<b>16</b>
Joe Montana	S.F./K.C.	16
Terry Bradshaw	Pittsburgh	14
John Elway	Denver	14
Brett Favre	Green Bay/Minnesota	12
Troy Aikman	Dallas	11
Roger Staubach	Dallas	11

### QB'S WITH 3 OR MORE SUPER BOWL VICTORIES

Quarterback	Team	Wins
Terry Bradshaw	PIT	4
Joe Montana	SF	4
Troy Aikman	DAL	3
<b>Tom Brady</b>	<b>NE</b>	<b>3</b>

### PLAYERS WITH MULTIPLE SUPER BOWL MVP AWARDS

Player	Team	MVPs
Joe Montana	SF	3
Terry Bradshaw	PIT	2
<b>Tom Brady</b>	<b>NE</b>	<b>2</b>
Bart Starr	GB	2
Eli Manning	NYG	2

## TOP QB HOME STARTING RECORDS SINCE 1970 MERGER (includes postseason)

Player	Team(s)	W	L	T	Pct.
<b>Tom Brady</b>	<b>NE</b>	<b>79</b>	<b>14</b>	<b>0</b>	<b>.849</b>
Terry Bradshaw	PIT	75	14	0	.843
John Elway	DEN	104	25	0	.806

## BRADY HAD THREE STRAIGHT GAMES WITH 30 COMPLETIONS IN 2011

Brady tied an NFL record with three straight games with 30 completions after completing 32 at Miami (9/12), 31 vs. San Diego (9/18) and 30 at Buffalo (9/25). He shares the record with Drew Brees (2011), Steve Young (1995), Rich Gannon (2002), Kurt Warner (2008) and Peyton Manning (2010). The most 30 completion games Brady has had in a season is five in 2007.





# TOM BRADY NEWS & NOTES

## WINNINGEST COACH/QB TANDEM

Bill Belichick and Tom Brady have the best winning percentage among a head coach/starting quarterback tandem since the 1970 merger. The tandem's 125 wins are the most wins by any coach-QB tandem since the 1970 AFL-NFL merger.

## WINNINGEST COACH/QB TANDEM SINCE 1970

(Regular Season Only – by winning percentage)

Quarterback/Head Coach	Team	W	L	T	Pct.
<b>Tom Brady/Bill Belichick</b>	<b>NE</b>	<b>125</b>	<b>37</b>	<b>0</b>	<b>.772</b>
Ken Stabler/John Madden	OAK	60	19	1	.756
Jim McMahon/Mike Ditka	CHI	46	15	0	.754
Peyton Manning/Tony Dungy	IND	73	24	0	.753

## WINNINGEST COACH/QB TANDEM SINCE 1970

(Regular Season Only – by victories)

Quarterback/Head Coach	Team	W	L	T	Pct.
<b>Tom Brady/Bill Belichick</b>	<b>NE</b>	<b>125</b>	<b>37</b>	<b>0</b>	<b>.772</b>
Dan Marino/Don Shula	MIA	116	68	0	.630
Terry Bradshaw/Chuck Noll	PIT	107	51	0	.601

## TOM BRADY EARNS 20TH AFC OFFENSIVE PLAYER OF THE WEEK AWARD

Tom Brady was named the AFC Offensive Player of the Week after leading the Patriots on five straight second half scoring drives to help rally the Patriots from a 17-0 deficit to a 27-24 win vs. Miami (12/24/11). He also earned the award after throwing for 517 yards and four touchdowns, including a 99-yard touchdown pass to Wes Welker in Week 1 at Miami (9/12/11) and in Week 2 after a 423-yard effort with three touchdowns vs. San Diego (9/28/11). Brady has the second-most Player of the Week awards earned by a player since the accolade was instituted in 1984. He is the first player to earn AFC Offensive Player of the Week honors in back-to-back weeks to open a season. He joins Panthers kicker John Kasey (Special Teams, 1996) as the only players to garner consecutive Player of the Week laurels in Week 1 and Week 2 of the same year.

### THE PLAYERS WITH THE MOST CAREER PLAYER OF THE WEEK AWARDS

Player	Career	Team	POW Awards
Peyton Manning	1998-present	Colts/Broncos	21
<b>Tom Brady</b>	<b>2000-present</b>	<b>Patriots</b>	<b>20</b>
Dan Marino	1983-1999	Dolphins	18
Brett Favre	1991-present	Packers, Jets, Vikings	16
John Elway	1983-1998	Broncos	15

## BRADY SETS NFL RECORD FOR MOST PASS ATTEMPTS WITHOUT AN INTERCEPTION

Tom Brady extended his streak to 358 consecutive regular season pass attempts without an interception in the season-opener before throwing his first interception since Oct. 17, 2010 in the 2011 opener at Miami game (9/12). Brady eclipsed Bernie Kosar's record of 308 pass attempts on Dec. 26, 2010 at Buffalo.

### MOST CONSECUTIVE PASS ATTEMPTS WITHOUT AN INTERCEPTION

<b>358</b>	<b>Tom Brady (Patriots)</b>	<b>2010-11</b>
308	Bernie Kosar (Cleveland)	1990-91
294	Bart Starr (Green Bay)	1964-65
284	Alex Smith (San Francisco)	2011-present
279	Jeff George (IND/ATL)	1993-94
277	Rich Gannon (Oakland)	2001
271	Jason Campbell (Washington)	2007-08

## BRADY HAD 11 STRAIGHT STARTS WITHOUT AN INTERCEPTION

Brady finished the 2010 season with 11 straight starts without an interception. That is the most consecutive starts without an interception in the NFL since the 1970 merger. The previous best was nine straight starts by Jason Campbell (2007-08) and Bernie Kosar (1991).

## BRADY IS PATRIOTS ALL-TIME LEADING PASSER

Tom Brady passed Drew Bledsoe at New Orleans (11/30/09) to become the Patriots all-time passing yardage leader and currently has 40,866 career passing yards.

### PATRIOTS ALL-TIME LEADING PASSERS

Player	YEARS	ATT	COMP	YARDS
<b>Tom Brady</b>	<b>2000-12</b>	<b>5,439</b>	<b>3,476</b>	<b>40,866</b>
Drew Bledsoe	1993-01	4,518	2,544	29,657
Steve Grogan	1975-90	3,593	1,879	26,886

## BRADY SETS NFL RECORD WITH AT LEAST TWO TOUCHDOWNS AND NO INTERCEPTIONS

Tom Brady set an NFL record by throwing at least two touchdowns without an interception in each of the final nine games of the 2010 season. Brady passed Don Meredith's previous record of six straight games with two or more touchdowns and no interceptions (1965-66).

## BRADY REACHED 3,000 YARDS IN 2011 IN JUST NINE GAMES

Brady entered the Jets game on Nov. 13, 2011 with 2,703 yards and added 329 to set the NFL record for most yards through a team's first nine games with 3,032 yards. Brady joins Drew Brees (2011) as the only players to reach 3,000 yards passing in the first nine games of a season. It is Brady's ninth career 3,000-yard season.

### Most passing yards through a team's first nine games of a season

Player	Team	Year	Passing Yards
<b>Tom Brady</b>	<b>Patriots</b>	<b>2011</b>	<b>3,032</b>
Drew Brees	Saints	2011	3,004
Phillip Rivers	Chargers	2010	2,944
Rich Gannon	Raiders	2002	2,898
Dan Fouts	Chargers	1982	2,883
Peyton Manning	Colts	2009	2,872

## BRADY REACHED 4,000 YARDS IN 2011

Brady reached 4,000 yards passing for the fourth time in his career on an 11-yard touchdown pass to Rob Gronkowski in the first quarter at Washington (12/11). His four 4,000-yard seasons are tied with Warren Moon and Philip Rivers for the fifth most in NFL history. Brady had 4,110 yards in 2005, 4,806 in 2007, 4,398 in 2009 and 5,235 in 2011.

### All-time 4,000-yard passing seasons

11	Peyton Manning
6	Dan Marino
6	Drew Brees
6	Brett Favre
<b>4</b>	<b>Tom Brady</b>
4	Warren Moon
4	Philip Rivers

## BRADY HAD 423 YARDS AS A FOLLOW-UP TO HIS 517 YARD PERFORMANCE IN MIAMI IN 2011

In the 2011 season opener in Miami (9/12), Brady threw for 517 yards, becoming one of 11 passers in NFL history to break the 500-yard mark. In Week 2 against San Diego (9/18), Brady became the first of those 11 500-yard passers to follow up his 500-yard performance by throwing for 400 or more yards. Before Brady's performance against the Chargers, only Drew Brees (2006) had followed-up a 500-yard game with 300 or more passing yards.

## BRADY HAS 8<sup>TH</sup> GAME WITH 300 YDS AND 4 TDS

Tom Brady had his 8<sup>th</sup> game with 300 yards or more (326) and 4 TDs (and no interceptions) in a win against the Jets (12/6/10) last season. He became the first quarterback since the 1970 merger has accomplished that feat. Drew Brees has nine such games in his career.

## BRADY HAD 14 GAMES IN 2011 WITH 2 OR MORE TOUCHDOWNS

Brady threw three touchdowns against Buffalo in the 2011 season finale (1/1/12), marking Brady's 14th game in 2011 with two or more touchdowns, tying his franchise record for most games with two or more touchdowns in a season. Brady had 14 such games in 2007. The NFL record for most games with two or more touchdown passes in a season is 15 by Dan Marino in 1984.



# PATRIOTS OFFENSIVE NOTES

## BRADY THREW AT LEAST ONE TOUCHDOWN PASS IN ALL 16 GAMES IN 2011 FOR THE SECOND STRAIGHT SEASON

Brady had at least one touchdown pass in all 16 games of the 2011 season. Since the NFL went to a 16-game season in 1978, only seven quarterbacks have thrown for at least one touchdown in each game. Tom Brady and Drew Brees are the first to do so in two straight seasons (2010, 2011).

### **QBS WITH A LEAST ONE TD PASS IN ALL 16 GAMES IN A SEASON**

<b>Tom Brady (New England)</b>	<b>2010, 2011</b>
Drew Brees (New Orleans)	2010, 2011
Daunte Culpepper (Minnesota)	2004
Brett Favre (Green Bay)	2003
Kurt Warner (St. Louis)	1999
Dan Marino (Miami)	1984, 1986
Dave Krieg (Seattle)	1984

\*16-game schedule was instituted in 1978

## BRADY IS ONE OF SEVEN TO THROW FOR CONSECUTIVE 400 YARD GAMES

Brady is one of just seven NFL quarterbacks to have back-to-back games with 400 or more passing yards.

### **NFL RECORD FOR MOST CONSECUTIVE GAMES WITH 400 OR MORE YARDS PASSING**

#### **2 Tom Brady, 2011**

- 2 Cam Newton, Carolina, 2011
- 2 Matt Cassel, New England, 2008
- 2 Billy Volek, Tennessee, 2004
- 2 Phil Simms, N.Y. Giants, 1985
- 2 Dan Marino, Miami, 1984
- 2 Dan Fouts, San Diego, 1982

## CLASS OF 2000

Tom Brady was the seventh quarterback selected in the 2000 NFL Draft. The Patriots selected him in the sixth round with the 199<sup>th</sup> overall pick.

### **Quarterbacks taken in the 2000 NFL Draft**

<b>Rd</b>	<b>Pick</b>	<b>Player</b>	<b>Taken By</b>
1	18	Chad Pennington	NY Jets
3	65	Giovanni Carmazzi	San Francisco
3	75	Chris Redman	Baltimore
5	163	Tee Martin	Pittsburgh
6	168	Marc Bulger	New Orleans
6	183	Spergon Wynn	Cleveland
<b>6</b>	<b>199</b>	<b>Tom Brady</b>	<b>New England</b>

## BRADY BECOMES THE 14<sup>TH</sup> PLAYER IN NFL HISTORY WITH 40,000 CAREER YARDS

Tom Brady (40,866 passing yards) entered the game at Tennessee needing 21 yards to become the 14<sup>th</sup> player in NFL history with 40,000 career passing yards and reached the feat on a 28-yard pass to TE Rob Gronkowski in the first quarter.

## DEION BRANCH – SUPER BOWL XXXIX MVP

Deion Branch was awarded the Pete Rozelle Trophy as the Most Valuable Player of Super Bowl XXXIX. His 11 receptions in the game tied the Super Bowl record, also achieved by Jerry Rice, Dan Ross and Wes Welker. On the day of Super Bowl XXXIX, Deion called a dozen of his former football coaches to thank them for the support that they gave him throughout his high school, junior college and college careers. Hours after talking to his coaches, he tied the Super Bowl record with 11 receptions and was named MVP of the game. Branch has turned in his biggest performances on the greatest stage in sports, leading all receivers in Super Bowls XXXVIII and XXXIX. He recorded a combined 24 receptions in three games and owns two of the top seven receiving performances in Super Bowl history. His career reception total in the Super Bowl ranks third all-time, trailing only Jerry Rice (33) and Andre Reed (27).

## DAN CONNOLLY HAS THE LONGEST KICKOFF RETURN EVER BY AN OFFENSIVE LINEMAN

Dan Connolly was named AFC Special Teams Player of the Week after he returned a kickoff 71 yards to the 4-yard line in the second quarter of the Patriots win vs. Green Bay on Dec. 19, 2010. According to the Elias Sports Bureau, it is the longest kickoff return by an offensive lineman in NFL history. The run by Connolly topped the 48-yard touchdown return by Atlanta's Mal Snider in 1969. Previously, the longest kickoff return for a Patriots offensive lineman was a 27-yard return by G Stephen Neal on Nov. 30, 2008 vs. Pittsburgh. Connolly's previous best was a 16-yard return vs. Miami on Nov. 8, 2009. Connolly's return set up a 2-yard touchdown pass from Tom Brady to Aaron Hernandez that cut the Packers' lead to 17-14.

## JULIAN EDELMAN SETS FRANCHISE RECORD WITH A 94-YARD PUNT RETURN FOR A TOUCHDOWN

WR Julian Edelman set a franchise record with a 94-yard punt return for a touchdown in the second quarter vs. Miami (01/02/11). The Patriots' previous longest punt return was an 89-yard touchdown return by Mike Haynes vs. Buffalo on Nov. 7, 1976. Edelman returned his second career punt for a touchdown vs. Kansas City on Nov. 21, 2011 with a 72-yard return. He is the fourth Patriots player with two or more punt returns for a touchdown. He was named AFC Special Teams Player of the Week for his performance against Kansas City.



### **Most Punt Return Touchdowns/Patriots Career**

3 Troy Brown

3 Irving Fryar

#### **2 Julian Edelman**

2 Mike Haynes

## EDELMAN SETS PATRIOTS RECORD FOR BEST PUNT RETURN AVERAGE IN A SEASON

Edelman set a franchise record for the best punt return average in a single season with a 15.3-yard punt return average in 2010. The previous best was a 14.8 punt return average by Mack Herron in 1974. Edelman led the AFC and finished second in the NFL with a 15.3 punt return average. Chicago's Devin Hester led the NFL with a 17.1-yard average.

### **Patriots Best Punt Return Average/Season**

<b>Player</b>	<b>Punt Rt Avg.</b>	<b>Year</b>
<b>Julian Edelman</b>	<b>15.3</b>	<b>2010</b>
Mack Herron	14.8	1974
Troy Brown	14.2	2001

## EDELMAN HAS HIGHEST PUNT RETURN AVERAGE IN TEAM HISTORY

Edelman has returned 61 punts for 743 yards during his Patriots' career and leads the franchise with a 12.2-yard average.

### **HIGHEST PUNT RETURN AVERAGE, PATRIOTS CAREER (20 Returns)**

<b>Player</b>	<b>Punt Rt Avg.</b>	<b>Year</b>
<b>Julian Edelman</b>	<b>12.2</b>	<b>2009-12(61-743)</b>
Mack Herron	12.0	1973-75 (74-888)
Carl Garrett	11.3	1969-72 (43-487)
Wes Welker	10.6	2007-11 (89-942)

## EDELMAN GOES FROM STANDOUT QB TO WR

Edelman began his college football career with a year at the College of San Mateo (Calif.) before transferring to Kent State where as a senior he completed 56% of his passes (153 of 275 passes for 1,820 yards) with 13 touchdowns. He was also the leading rusher, gaining 1,551 yards on 215 attempts (an average of 7.5 yards per carry) and scoring 13 touchdowns. His offensive numbers broke Kent State's single-season record for total offense set by Joshua Cribbs in 2003.



# PATRIOTS OFFENSIVE NOTES

## EDELMAN GOES ON DEFENSE

Late in the fourth quarter of the Patriots' 37-16 win at the Jets (11/13) last season, Edelman was pressed into service on defense and registered his first NFL tackle when he laid a hard hit on RB LaDainian Tomlinson. He continued to see action on defense throughout the season and finished the year with 14 total tackles.

## GRONKOWSKI SETS NFL RECORD FOR RECEIVING YARDS BY A TIGHT END

Rob Gronkowski finished the 2011 season with 1,327 receiving yards, surpassing San Diego's Kellen Winslow's 1980 record of 1,290 receiving yards for most receiving yards in a season by a tight end. New Orleans' Jimmy Graham also broke Winslow's old record, but finished with 1,310 receiving yards, 17 shy of Gronkowski's new record.



### Most Receiving Yards by Tight End in the NFL

Player	Yards	Year
<b>Rob Gronkowski</b>	<b>1,327</b>	<b>2011</b>
Jimmy Graham (NO)	1,310	2011
Kellen Winslow (SD)	1,290	1980
Tony Gonzalez (KC)	1,258	2004
Todd Christensen (Raiders)	1,247	1983
Jackie Smith (STL)	1,205	1967
Tony Gonzalez (KC)	1,203	2000
Pete Retzlaff (PHI)	1,190	1965
Ben Coates (NE)	1,174	1994

### Most Receiving Yards by a Patriots Tight End

Player	Yards	Year
<b>Rob Gronkowski</b>	<b>1,327</b>	<b>2011</b>
Ben Coates	1,174	1994
Ben Coates	915	1995
Aaron Hernandez	910	2011
Marv Cook	808	1991
Don Hasselbeck	808	1981

### Most Receptions by a Patriots Tight End

Player	Rec.	Year
Ben Coates	96	1994
<b>Rob Gronkowski</b>	<b>90</b>	<b>2011</b>
Ben Coates	84	1995
Marv Cook	82	1991
Aaron Hernandez	79	2011

## GRONKOWSKI SETS NFL MARK FOR TOUCHDOWNS BY A TIGHT END IN A SEASON

Gronkowski extended his NFL record for overall touchdowns in a single season by a tight end with two touchdown receptions vs. Buffalo (1/1/12) to 18 overall touchdowns (17 receiving and 1 rushing). Gronkowski passed the old mark of 13 receiving touchdowns by Vernon Davis (SF in 2009) and Antonio Gates (SD in 2004). In addition to his 17 touchdown receptions, Gronkowski scored on a lateral in the third quarter vs. Indianapolis (12/4/11) on his first career rushing play.

### MOST TOTAL TDs BY A TIGHT END IN A SINGLE NFL SEASON

<b>18</b>	<b>Rob Gronkowski</b>	<b>NE</b>	<b>2011</b>	<b>(17 pass, 1 rush)</b>
13	Vernon Davis	SF	2009	(13 pass)
13	Antonio Gates	SD	2004	(13 pass)

### MOST TD RECEPTIONS BY A TIGHT END IN A SINGLE NFL SEASON

<b>17</b>	<b>Rob Gronkowski</b>	<b>NE</b>	<b>2011</b>
13	Vernon Davis	SF	2009
13	Antonio Gates	SD	2004

## GRONKOWSKI SECOND PATRIOTS TIGHT END TO REACH 1,000 YARDS

Gronkowski became the second tight end in New England Patriots history to go over 1,000 receiving yards after gaining 160 at Washington (12/11/11). He moved past TE Ben Coates (1,174 yards in 1994) to set the franchise record for most receiving yards by a Patriots tight end with 1,327 yards. He is the seventh tight end in NFL history to reach 1,200 yards.

## GRONKOWSKI BECOMES FIRST PATRIOTS TIGHT END TO RECORD A RUSHING TOUCHDOWN

Gronkowski scored a 2-yard touchdown on a lateral from Tom Brady in the third quarter vs. Indianapolis (12/4/11), becoming the first tight end in Patriots history to score a rushing touchdown. Gronkowski is the first NFL tight end to score a rushing touchdown since Tennessee's Bo Scaife had a 31-yard scoring run against Baltimore on Nov. 12, 2006. He is the first tight end since the 1970 merger to have two receiving touchdowns and a rushing touchdown in the same game.

## LEADS AFC IN SCORING; FIRST TIME THAT A TIGHT END HAS LED A CONFERENCE IN SCORING

Gronkowski led the AFC in scoring among non-kickers with 108 points in 2011 and finished second in the NFL to Philadelphia's LeSean McCoy, who had 120 points. It is the first time in NFL history that a tight end has led his conference in scoring and the first time a tight end has led the NFL in touchdown receptions (17).

## BACK-TO-BACK 10 TOUCHDOWN SEASONS

Gronkowski scored 10 touchdowns in 2010 and then scored 18 touchdowns in 2011. With back-to-back 10 touchdown seasons (10 in 2010 and 18 in 2011), Gronkowski is the second Patriots player to have back-to-back seasons with 10 or more touchdown reception seasons. Randy Moss had three straight from 2007-09.

## CONSECUTIVE 10-PLUS TOUCHDOWN SEASONS / PATRIOTS HISTORY

3 Randy Moss – 2007, 2008, 2009

3 Corey Dillon – 2004, 2005, 2006

**2 Rob Gronkowski - 2010, 2011**

2 BenJarvus Green-Ellis – 2010, 2011

2 Curtis Martin – 1995, 1996

## MOST 10-PLUS TOUCHDOWN SEASONS / PATRIOTS HISTORY

3 Randy Moss – 2007, 2008, 2009

3 Corey Dillon – 2004, 2005, 2006

**2 Rob Gronkowski – 2001, 2011**

2 BenJarvus Green-Ellis – 2010, 2011

2 Curtis Martin – 1995, 1996

2 Stanley Morgan – 1979, 1986

## GRONKOWSKI IS SECOND TE IN NFL HISTORY WITH BACK-TO-BACK 10-PLUS TD SEASONS

Gronkowski is the second tight end ever to have back to back 10-plus touchdown seasons, joining Antonio Gates (2004-05).

## CONSECUTIVE 10-PLUS TD SEASON BY A TE /NFL HISTORY

**Rob Gronkowski 10 in 2010 and 18 in 2011**

Antonio Gates 13 in 2004 and 10 in 2005

## GRONKOWSKI IS SECOND IN NFL HISTORY TO RUSH FOR A TD, CATCH A TD, RECORD A TACKLE AND RETURN A KICKOFF IN THE SAME SEASON

In 2011, Gronkowski became the second tight end in NFL history to rush for a touchdown, catch a touchdown, record a tackle and return a kickoff in the same season. Bo Scaife was the first to accomplish the feat in 2006 with Tennessee.

## GRONKOWSKI REACHED 20 TDs IN FEWEST GAMES AMONG TEs IN NFL HISTORY

With his two touchdowns vs. Kansas City (11/21), Gronkowski reached the 20 touchdown mark in just 26 career games, the fewest games among tight ends in NFL history.

## THE TIGHT ENDS TO REACH 20 TOUCHDOWN RECEPTIONS IN THE FEWEST GAMES

Player	Team	Games to 20 TD catches
<b>Rob Gronkowski</b>	<b>Patriots</b>	<b>26</b>
Mike Ditka	Chicago	31
Kellen Winslow	San Diego	35
Antonio Gates	San Diego	37





# PATRIOTS OFFENSIVE NOTES

## GRONKOWSKI IS SECOND ON PATRIOTS LIST FOR TOUCHDOWNS BY A TIGHT END

### Most Receiving Touchdowns by a Patriots Tight End

Player	TD	Years
Ben Coates	50	1991-99
<b>Rob Gronkowski</b>	<b>29</b>	<b>2010-Present</b>
Russ Francis	28	1975-80, 87-88
Ben Watson	20	2004-09

### MOST TD CATCHES BY A PATS TIGHT END

#### MOST TOUCHDOWN CATCHES IN A SEASON BY A PATRIOTS TIGHT END

Player	Year	Rec	Yds	Avg	Lg	TD
<b>Rob Gronkowski</b>	<b>2011</b>	<b>90</b>	<b>1327</b>	<b>14.7</b>	<b>52t</b>	<b>17</b>
Rob Gronkowski	2010	42	546	13	28	10
Ben Coates	1996	62	682	11	84t	9

## GRONKOWSKI'S 18 OVERALL TDS ARE SECOND MOST BY A PATRIOT IN A SEASON

Gronkowski finished the 2011 season with 18 overall touchdowns (17 receiving, 1 rushing). His 18 overall touchdowns passed Curtis Martin (17 overall in 1996) for the second highest single season total in Patriots history. Randy Moss had a franchise record 23 total touchdowns in 2007.

### PATRIOTS RECORD BOOK / MOST TOUCHDOWNS IN A SEASON

Player	Season	TDs
Randy Moss	2007	23
<b>Rob Gronkowski</b>	<b>2011</b>	<b>18</b>
Curtis Martin	1996	17

## GRONKOWSKI: NFL TIGHT END RECORD OF SEVEN GAMES OF TWO OR MORE TDS IN 2011

Gronkowski had his ninth game overall with two or more touchdowns and his seventh game in 2011 with two or more touchdowns in the season-finale vs. Buffalo (1/1/12). The seven games with two or more touchdowns extends his NFL record for a tight end. Antonio Gates (San Diego in 2004) and Jerry Smith (Washington in 1967) each had four two-touchdown games. The NFL record for most two-plus touchdown reception games in a season is eight by Randy Moss with the Patriots in 2007. Gronkowski's is tied with Cris Carter (1995) and Jerry Rice (1987) for the second most games with two or more touchdowns in a single season

### MOST GAMES WITH 2+ TD RECEPTIONS/SEASON

8	Randy Moss (Patriots)	2007
<b>7</b>	<b>Rob Gronkowski (Patriots)</b>	<b>2011</b>
7	Cris Carter (Minnesota)	1995
7	Jerry Rice (San Francisco)	1987

## GRONKOWSKI LEADS ALL TIGHT ENDS WITH 29 TOUCHDOWN CATCHES SINCE 2010

Gronkowski's 29 touchdown receptions since the start of the 2010 season are tied for the most among all NFL players during that so span with Calvin Johnson. Gronkowski's 30 overall touchdowns since 2010 are tied with LeSean McCoy for second behind Arian Foster's 34 touchdowns.

### Most Touchdowns Receptions by a Tight End Since 2010

Player	Touchdowns
<b>Rob Gronkowski</b>	<b>29</b>
Jimmy Graham	18
Antonio Gates	17
Vernon Davis	16
Tony Gonzalez	15
<b>Aaron Hernandez</b>	<b>14</b>
Jason Witten	14

### Most Touchdown Receptions Since 2010

Player	Touchdowns
<b>Rob Gronkowski</b>	<b>29</b>
Calvin Johnson	28

## GRONKOWSKI SETS TEAM MARK WITH A TD REC. IN SIX STRAIGHT GAMES

Gronkowski set a franchise record with a touchdown reception in six straight games at Washington (12/11/11). The Patriots record for most consecutive games with at least one touchdown overall is seven by Curtis Martin.

## GRONKOWSKI GOES OVER 100

Gronkowski registered his sixth career 100-yard game and his fifth of the 2011 season after finishing with 108-yards in the season-finale vs. Buffalo (1/1/12). Gronkowski had a career-high 160 yards on six receptions at Washington (12/11). His previous best was a 113 yards at the NY Jets on Nov. 13, 2011. The record for a New England tight end is 161 yards by Ben Coates on Sept. 4, 1994 at Miami.

## 13<sup>TH</sup> TIME AN NFL TIGHT END HAS 90 RECEPTIONS

Gronkowski finished the season with 90 receptions, posting the 13th season with 90 or more receptions by a tight end. New Orleans' Jimmy Graham (99) also eclipsed the 90- reception plateau.

## ALL IN THE FAMILY

Rob Gronkowski grew up playing football against his brothers in the backyard. Two of his brothers have NFL playing experience. Dan Gronkowski, finished the 2011 season with Cleveland after spending part of the season with the Patriots. He also spent time with Detroit (2009) and Denver (2010). Chris is currently playing for Denver after spending 2010 with Dallas and 2011 with Indianapolis. The Gronkowskis are among 23 different sets of three brothers to have played in the NFL and join nine other families with at least three brothers in the NFL playing at the same time. (Dan is currently out of the NFL).

Family	Brothers	Yr. in NFL at Same Time
Gronkowski	Rob, Dan, Chris	2010- 2011
Baldinger	Brian, Gary, Rich	1986-88, 90-92
Browner	Joey, Keith, Ross	1984-87
Olsen	Merlin, Phil, Orrin	1976
Saul	Rich, Bill, Ron	1970
Richardson	Gloster, Tom, Willie	1969
Rooney	Bill, Cobb, Joe	1924-27
Kinderdine	Hobby, Shine, Walt	1924
Nesser	Al, Frank, Fred, John, Phil, Ted	1921

## GRONKOWSKI'S 27 TDS ARE SECOND MOST IN FIRST TWO NFL SEASONS

### Most Touchdown Catches First Two NFL seasons

No.	Player
28	Randy Moss (Minnesota – 17 and 11)
<b>27</b>	<b>Rob Gronkowski (10 and 17)</b>
25	Bob Hayes (Dallas – 12 and 13)

Gronkowski has 29 touchdown receptions and 30 touchdowns overall since entering the NFL in 2010. The NFL record for most touchdown reception in a player's first three NFL seasons is 47 by Barry Sanders and the record for most touchdown reception in a player's first three NFL season is 43 by Randy Moss.

## GRONKOWSKI IS ONE OF FIVE NFL TIGHT ENDS WITH 90-PLUS RECEPTIONS, 1000-PLUS YARDS AND 10-PLUS TOUCHDOWNS IN A SINGLE SEASON

In 2011, Rob Gronkowski joined Dallas Clark, Jimmy Graham, Tony Gonzalez and Todd Christiansen, as the only tight ends in NFL history with 90-plus receptions, 1,000-plus yards and 10-plus touchdown receptions in a single season.

### TIGHT ENDS WITH 90-PLUS RECEPTIONS, 1000-PLUS YARDS AND 10-PLUS TOUCHDOWNS IN A SEASON

Player	Rec.	Yards	TDs	Year
<b>Rob Gronkowski (NE)</b>	<b>90</b>	<b>1,327</b>	<b>17</b>	<b>2011</b>
Jimmy Graham (NO)	99	1,310	11	2011
Dallas Clark (IND)	100	1,106	10	2009
Tony Gonzalez (KC)	96	1,058	10	2008
Todd Christensen (LAR)	92	1,247	12	1983



# PATRIOTS OFFENSIVE NOTES

## TIGHT END TANDEM

Ron Gronkowski (90) and Aaron Hernandez (79) combined for 169 receptions in 2011, the most by a pair of tight ends in the same season in NFL history. Jason Witten (94) and Martellus Bennett (33) combined for 127 in 2010 with Dallas for the second most. Gronkowski and Hernandez combined yardage total of 2,237 in 2011 is the most by any tight end pair in NFL history.

### Most Receptions by Tight Ends, NFL History

2011	Patriots	169
1984	San Diego	163
2005	Tennessee	149

### Most Receiving Yards by Tight Ends, NFL History


2011	Patriots	2,237
1984	San Diego	1,927
1983	San Diego	1,886

## TIGHT ENDS COMBINE FOR 24 TDS IN 2011

Gronkowski (17) and Hernandez (7) combined for 24 touchdown receptions. In 2010, Gronkowski had 10 touchdown catches, while Hernandez had six. It is the first time in NFL history a tight end tandem has had five or more touchdowns in consecutive seasons.

## AARON HERNANDEZ LEARNS FROM HIS BROTHER

The relationship between Aaron Hernandez and his older brother D.J. has taken on many roles over the years: sibling, teammate, role model and surrogate father. They played high school football together – D.J. the star senior quarterback and Aaron, the athletic, but not quite ready, freshman.



When their father passed away when Aaron was 17, he relied on his brother even more. "I just followed my brother's footsteps," he told the Providence Journal. "I just tried to follow his work ethic because he did everything the right way. He was always successful." D.J., now a graduate assistant at the University of Miami, has tried to instill hard work and perseverance in his younger brother. It's paying off, as Aaron continues to thrive in the Patriots offense.

## HERNANDEZ PUTS UP BIG NUMBERS IN 2011

Hernandez finished the 2011 season with 79 receptions for 910 yards and seven touchdowns. The 910 yards are the fourth best in Patriots history for a tight end and the 79 receptions fifth best in a single season.

### Most Receiving Yards by a Patriots Tight End

Player	Yards	Year
Rob Gronkowski	1,327	2011
Ben Coates	1,174	1994
Ben Coates	915	1995
Aaron Hernandez	910	2011
Marv Cook	808	1991

## BRANDON LLOYD OWNS THIRD-HIGHEST SINGLE SEASON RECEIVING AVG.

Brandon Lloyd finished the 2010 season with an 18.8-yard average on 77 receptions for 1,448 yards, the third-highest single season receiving average in NFL history.

### HIGHEST RECEIVING AVERAGE SINGLE SEASON (Min. 75 receptions)

#### Since 1970 NFL Merger

Player	Team	Year	Avg.
Torry Holt	St. Louis	2000	19.9 (82-1,635)
Roy Green	St. Louis	1984	19.9 (78-1,555)
Brandon Lloyd	Denver	2010	18.8 (77-1,448)

## LLOYD WAS BUSY AS A SALESMAN DURING THE NFL LOCKOUT

During the NFL lockout in 2011, Lloyd worked as a sales rep for Re-Steel in Commerce City, Colo., a company that sells specialty metals to the aerospace industry.

## STEVAN RIDLEY HAS FIRST 100-YARD DAY

Stevan Ridley had his first career 100-yard day in the 2012 season opener at Tennessee (9/9) with 125 yards rushing on 21 carries for a 6.0-yard average. In 2011, the Patriots had five runs of 20 or more yards. All of them were by Ridley, including a season-long 33-yard touchdown run at Oakland on Oct. 2.

## RIDLEY GOES LONG

In the season opener at Tennessee (9/9/12), Ridley had five runs of 15 or more yards (17, 17, 16, 15, 15). No Patriots running back in at least the past 25 years has done that in a single game, according to the Elias Sports Bureau. It is the first time under Bill Belichick that a Patriots running back had five runs of 15 or more yards rushing in the same game. Ridley was the first under Belichick to have four runs of 15 or more yards in the same game when he had runs of 33, 25, 20, an 18 at Oakland on Oct. 2, 2011. Tennessee's Chris Johnson was the last NFL player to have five runs of 15 or more yards in a game (Nov. 27, 11 vs. Tampa Bay).

## 2011 FIRST ROUND PICK NATE SOLDER

It only took a day for Nate Solder to decide to change from his lifelong position of tight end to tackle after playing his freshman year at Colorado as a tight end. "My coaches came to me and said, 'You'd be an all right tight end, but you'd be an even better tackle,'" he told the Boston Globe. "I've always wanted to be great, so that's why I moved to tackle." He added over 30 pounds after his redshirt freshman season and was named the team's starting left tackle. He played in 2,540 of 2,542 offensive plays over the next three seasons at Colorado and became an immediate contributor on the Patriots offensive line at right tackle as a rookie before moving to left tackle.

## MATTHEW SLATER: LIKE FATHER LIKE SON

Matthew Slater joins fellow teammate Kellen Winslow as one of seven sons of Hall of Fame members to be drafted in NFL history.

### HALL OF FAME FATHERS WITH SONS DRAFTED IN THE NFL

Jackie Slater (class of 2001) – son, Matthew Slater (NE)  
 Howie Long (class of 2000) – son, Chris Long (STL)  
 Bobby Bell (class of 1983) – son, Bobby Bell (NYJ)  
 Tony Dorsett (class of 1994) – son, Anthony Dorsett (HOU)  
 Bob Griese (class of 1990) – son, Brian Griese (DEN)  
 Russ Grimm (class of 2010) – son, Cody Grimm (TB)  
 Kellen Winslow (class of 1995) – son, Kellen Winslow (CLE)

## DONALD THOMAS: FROM NO HIGH SCHOOL FOOTBALL TO THE NFL

Donald Thomas found football while playing basketball. A former high school baseball and basketball player who had never played football at any level, Thomas often played pickup basketball at the student gymnasium and one day found himself playing with several members of the UConn football team who convinced him to try out for the team. After meeting with coaches, Thomas walked on to the team as a defensive lineman for the scout team in 2003. He red-shirted a year before contributing on special teams. In 2007, he got his chance to play offensive guard, earning All-Big East honors before being selected in the sixth round of the 2008 draft by the Miami Dolphins.

## SEBASTIAN VOLLMER MAKES HIS MARK

A native of Kaarst, Germany, Vollmer did not begin playing football until the age of 14 when he started playing for the Dusseldorf club team. Vollmer helped lead his German prep school team to two national football championships. His early football success landed him an appearance in the 2004 Global Junior Championships in San Diego, which led him to a scholarship at Houston. He spoke almost no English when he signed with Houston, but he became fluent in the language as he developed from a 250-pound tight end into a 315-pound lineman who started his final 25 games at tackle for the Cougars. Vollmer's collegiate career created interest from the NFL where the Patriots drafted him in the second round of the 2009 draft. Nicknamed "Seabass" during his playing days at Houston, a nickname that has carried over to the NFL.



# WR Wes Welker News & Notes

## WELKER LEADS NFL IN RECEPTIONS SINCE 2007

Wes Welker leads the NFL with 570 receptions since the start of 2007. He is the first player to reach 300 receptions in his first 40 games with a new team. Welker led the NFL in 2011 with 122 receptions and led the AFC and finished second in the NFL with 1,569 receiving yards. He had 22 more receptions than the next wide receiver (Roddy White (ATL) with 100).



### 2007-PRESENT NFL REC. LEADERS

Player	Team	Rec.	Yds	TD
<b>Wes Welker</b>	<b>NE</b>	<b>570</b>	<b>6,356</b>	<b>31</b>
Reggie Wayne	IND	495	6,528	37
Brandon Marshall	DEN/MIA/CHI	490	6,152	33
Roddy White	ATL	490	6,666	43

## WELKER BECOMES PATRIOTS ALL-TIME RECEPTION LEADER

Welker became the Patriots' all-time leader in receptions on a 25-yard pass from Tom Brady vs. Arizona (9/16/12) in the second quarter. The catch was the 558<sup>th</sup> of Welker's Patriots career, moving him past Troy Brown (557). Welker now has 570 receptions as a member of the Patriots. On Nov. 13, 2011 vs. the New York Jets, Welker became the third Patriots player to reach 500 receptions as a member of the Patriots, joining Troy Brown (557) and Stanley Morgan (534).

## WELKER REACHED 1,000 YARDS FOR A PATRIOTS RECORD FOURTH TIME IN 2011

Welker reached 1,000 yards for the fourth time as a member of the Patriots in a win at the New York Jets on Nov. 13, 2011. He finished the 2011 season with a franchise record 1,569 yards. The four 1,000-yard seasons are the most by a Patriots receiver.

### MOST 1,000-YARD RECEIVING SEASONS IN PATRIOTS HISTORY

**4 Wes Welker (2007-09, 11)**

3 Randy Moss (2007-09)

3 Stanley Morgan (1979, 1981, 1986)

## WELKER SETS FRANCHISE RECORD IN 2011

Wes Welker had a career-high of 1,569 receiving yards in 2011 for a new franchise record. He surpassed Randy Moss, who had 1,493 yards in 2007.

### PATRIOTS SINGLE-SEASON RECEIVING YARD LEADERS

Player	Season	Yds	Rec.	TD
<b>Wes Welker</b>	<b>2011</b>	<b>1569</b>	<b>122</b>	<b>9</b>
Randy Moss	2007	1493	98	23
Stanley Morgan	1986	1491	84	10
<b>Wes Welker</b>	<b>2009</b>	<b>1348</b>	<b>123</b>	<b>4</b>
Rob Gronkowski	2011	1327	90	17

## WELKER BECOMES 2<sup>ND</sup> PLAYER IN NFL HISTORY WITH TWO 120-CATCH SEASONS

Welker led the NFL with 122 receptions in 2011, a total that is tied for the fourth-highest single-season total in NFL history. The 120-plus catch season was the second time in Welker's career he has passed the 120-reception mark (123 in 2009 and 122 in 2011), joining Cris Carter (122 in 1995 and 122 in 1994) as the only players to have 120-plus receptions twice in a career.

### MOST RECEPTIONS IN A SEASON

Player	Team	Year	Receptions
Marvin Harrison	Indianapolis	2002	143
<b>Wes Welker</b>	<b>New England</b>	<b>2009</b>	<b>123</b>
Herman Moore	Detroit	1995	123
<b>Wes Welker</b>	<b>New England</b>	<b>2011</b>	<b>122</b>
Cris Carter	Minnesota	1995	122
Cris Carter	Minnesota	1994	122
Jerry Rice	San Francisco	1995	122

### Most receptions in a season by a Patriots Player

Player	Year	Receptions
<b>Wes Welker</b>	<b>2009</b>	<b>123</b>
<b>Wes Welker</b>	<b>2011</b>	<b>122</b>
<b>Wes Welker</b>	<b>2007</b>	<b>112</b>
<b>Wes Welker</b>	<b>2008</b>	<b>111</b>
Troy Brown	2001	101

## WELKER SETS PERSONAL BEST WITH NINE TOUCHDOWNS IN 2011

Welker caught a 24-yard touchdown in the third quarter at Washington (12/11/11) for his personal-best ninth touchdown of the season. His previous best was eight touchdowns in 2007.

## WELKER TIED FOR 7<sup>TH</sup> ON PATS LIST WITH 31 TOUCHDOWNS

Welker (31) is tied with Troy Brown for seventh on the Patriots' all-time receiving list for touchdowns. Irving Fryar is in sixth place with 38 receiving touchdowns.

## WELKER FINISHED WITH JUST UNDER 8 RECEPTIONS PER GAME IN 2011

Welker averaged 7.6 receptions per game in 2011, totaling 122 receptions in 16 games. The NFL record for highest average per game in a season is 8.9 by Marvin Harrison in 2002. Harrison in 2002 and Welker in 2009 with 8.8 are the only NFL players to average 8.0 or more receptions per game.

### NFL Highest Average Per Game/Season

Player	Season	Average
Marvin Harrison (Indianapolis)	2002	8.9
<b>Wes Welker (Patriots)</b>	<b>2009</b>	<b>8.8</b>
Herman Moore (Detroit)	1995	7.7
Lionel Taylor (Denver)	1960	7.7
<b>Wes Welker (Patriots)</b>	<b>2011</b>	<b>7.6</b>
Cris Carter (Minnesota)	1994	7.6
Cris Carter (Minnesota)	1995	7.6
Jerry Rice (San Francisco)	1995	7.6

## EIGHTH TIME IN NFL HISTORY A PLAYER REACHES 1,000 YARDS IN THE NINTH GAME

Welker reached 1,000 yards in the ninth game of the 2011 season. It is an accomplishment that has happened just eight times in NFL history since the 1970 merger and for the first time since Torry Holt accomplished the feat with St. Louis in 2003. Isaac Bruce accomplished the feat two times. All eight times the accomplishment was reached in the ninth game of the season.

### PLAYERS WHO REACHED 1,000 RECEIVING YARDS BY TEAMS

#### NINTH GAME OF THE SEASON

Player	Team	Year
<b>Wes Welker</b>	<b>Patriots</b>	<b>2011</b>
Torry Holt	St. Louis	2003
Isaac Bruce	St. Louis	2000
Marvin Harrison	Indianapolis	2000
Isaac Bruce	St. Louis	1995
Michael Irvin	Dallas	1995
Jerry Rice	San Francisco	1990
Wes Chandler	San Diego	1982

## WELKER BECOMES FASTEST PLAYER IN NFL HISTORY TO REACH 500 RECEPTIONS WITH ONE TEAM

Welker reached 500 receptions as a member of the Patriots in his 70<sup>th</sup> game with the team and became the fastest player to record 500 receptions with one team, surpassing Anquan Boldin (80 games with Arizona). He is the fourth player in NFL history with at least 500 catches in a five-year span. Only Marvin Harrison (five times), Cris Carter (twice) and Pro Football Hall of Famer Jerry Rice (once) have accomplished the feat.

### THE PLAYERS TO REACH 500 RECEPTIONS WITH ONE TEAM IN

#### THE FEWEST GAMES

Player	Team	Games
<b>Wes Welker</b>	<b>New England</b>	<b>70</b>
Anquan Boldin	Arizona	80

## WELKER LED TEAM IN RECEPTIONS FOR FIFTH STRAIGHT YEAR

Wes Welker became the first Patriots player to lead the team in receiving in four straight years after finishing 2010 with 86 receptions. He led the team for a fifth straight season with 122 receptions in 2011. He has now led the team in receiving yards four straight seasons.





# WR Wes Welker/OFFENSIVE NOTES

## WELKER HAD THREE STRAIGHT 100 CATCH AND 1,000 YARD SEASONS

Welker registered his third straight season with at least 100 receptions (123) and 1,000 receiving yards (1,348) in 2009. Only four other NFL players have had three consecutive seasons of at least 100 receptions and 1,000 yards receiving: Marvin Harrison (4, 1999-02), Brandon Marshall (3, 2007-09), Herman Moore (3, 1995-97) and Jerry Rice (3, 1994-96).

## WELKER JOINS RICE AND HARRISON WITH FOURTH 100-RECEPTION SEASON

Welker added seven receptions at Washington (12/11/11) to reach 100 receptions for the season and become the third player in NFL history with four 100-catch seasons. Welker joins Marvin Harrison and Jerry Rice as the only players with four 100-reception seasons.

### MOST 100-RECEPTIONS SEASON IN NFL HISTORY

Player	100-reception seasons
<b>Wes Welker</b>	<b>4</b>
Marvin Harrison	4
Jerry Rice	4
Brandon Marshall	3
Herman Moore	3
Andre Johnson	3
Reggie Wayne	3

## WELKER: 7.1 CATCHES PER GAME SINCE 2007

Wes Welker is averaging 7.1 receptions per game since joining New England in 2007. His 7.1 average is the highest in the NFL during that time.

### MOST RECEPTIONS PER GAME SINCE 2007

(Minimum-20 games)		
Player	Team	Average
<b>Wes Welker</b>	<b>New England Patriots</b>	<b>7.1</b>
Andre Johnson	Houston Texans	6.4
Brandon Marshall	Denver/Miami/Chicago	6.2

## WELKER TIES NFL RECORD FOR 10-PLUS CATCH GAMES IN A SEASON WITH SEVEN IN 2009

Welker had seven 10-plus reception games in 2009 season to tie the NFL record for most 10-plus reception games in a single season. Andre Johnson of Houston had seven 10-plus reception games in 2008.

### PATRIOTS MOST GAMES WITH 10-PLUS CATCHES

#### No. of 10-plus reception games for the Patriots

<b>Wes Welker</b>	<b>14</b>
Ben Coates	5
Troy Brown	5

## WELKER TIES NFL RECORD WITH THREE GAMES OF 8 RECEPTIONS, 150 YARDS AND A TD

Welker is already tied with six other players as the only players in NFL history to have at least eight receptions, 150 receiving yards and at least one touchdown three times in a single season with three such games in 2011.

### PLAYERS TIED FOR NFL RECORD OF THREE GAMES WITH 8+ REC, 150+ YDS, AND 1+ TD IN A SINGLE SEASON

<b>Wes Welker</b>	<b>2011</b>
Randy Moss	2003
Tim Brown	1995
Isaac Bruce	1995
Jerry Rice	1993
Sterling Sharpe	1989
Roy Green	1984

## WELKER SETS FRANCHISE RECORDS

Welker had a career-high 217 receiving yards to set a franchise record at Buffalo (9/25/11). The previous record was set by Terry Glenn when he had 214 at Cleveland on Oct. 3, 1999. It is the second 200-yard performance in franchise history. Welker's previous best was 192 yards vs. the New York Jets (11/22/09). Welker's 16 receptions at Buffalo are also a personal best and are tied with Troy Brown for the franchise mark. Brown had 16 vs. Kansas City on Sept. 22, 2001. Welker's previous best were the 15 he had vs. the New York Jets (11/22/09).

## WELKER TIED FOR THIRD AMONG ACTIVE PLAYERS WITH 14 10-PLUS RECEPTION GAMES

Welker now has 14 10-plus reception games in his career.

### Most Games with 10+ receptions/Active Players

15 Andre Johnson	12 Anquan Boldin
<b>14 Wes Welker</b>	12 Brandon Marshall
14 Reggie Wayne	

### MOST GAMES WITH 10+ RECEPTIONS IN NFL HISTORY


17 Jerry Rice	13 Tim Brown
16 Marvin Harrison	12 Anquan Boldin
15 Andre Johnson	12 Brandon Marshall
<b>14 Wes Welker</b>	
14 Cris Carter	
14 Reggie Wayne	

## WELKER IS STREAKING

Welker has a streak of 97 straight regular-season games with at least one reception. He has caught at least one pass in each of his 87 games with the Patriots, including seven postseason games. The last time that Welker did not catch a pass in a game was December 24, 2005 when he was with Miami. He has caught at least one pass in 80 consecutive regular-season games with the Patriots to extend a franchise record. TE Ben Coates originally set the record with 63.

## WOODHEAD GOES FROM DIVISION II TO THE NFL

Danny Woodhead was a standout at Division II Chadron State in Nebraska. He averaged 178.9 yards per game and totaled 101 rushing touchdowns during his collegiate career. Woodhead's outstanding junior and senior seasons earned him two Harlon Hill Trophies, the Division II equivalent to the Heisman Trophy. He is one of just three players to ever win two or more Harlon Hill Trophies, joining Texas A&M University-Kingsville running back Johnny Bailey, who won it three times (1987-89) before playing six seasons in the NFL for the Bears, Cardinals, and Rams. Valdosta State University's Dusty Bonner was the only other player to win the Harlon Hill Trophy multiple times (2000 and 2001).



## DANNY WOODHEAD SET TEAM MARK FOR RUSHING AVERAGE IN 2010

Danny Woodhead finished the 2010 season with 97 rushes for 547 yards, with his average of 5.64 yards per carry setting a new team record (minimum 90 rushing attempts). Woodhead topped Don Calhoun's previous team mark of 5.59 yards per carry in 1976 (129 attempts for 721 yards).

### MOST YARDS PER CARRY / SINGLE SEASON PATRIOTS HISTORY (Minimum 90 rushes)

Player	Year	Gm	Rush	Yds	Avg.	Lg
<b>D. Woodhead</b>	<b>2010</b>	<b>14</b>	<b>97</b>	<b>547</b>	<b>5.64</b>	<b>36t</b>
Don Calhoun	1976	14	129	721	5.59	54
Mosi Tatupu	1983	16	106	578	5.45	55



# PATRIOTS DEFENSIVE NOTES

## KYLE ARRINGTON TIED FOR NFL LEAD WITH SEVEN INTERCEPTIONS IN 2011

Kyle Arrington, who had just two interceptions during his entire college career at Hofstra, tied for the NFL lead with a career-high seven interceptions in 2011. The last Patriots player to lead the league in interceptions was Asante Samuel with 10 in 2006. Arrington had two games in 2011 with two picks: at Buffalo on Sept. 25 and vs. Kansas City on Nov. 21.

### 2011 NFL INTERCEPTION LEADERS

Player	Team	Int	Yds	Avg	Lg	TD
<b>Kyle Arrington</b>	<b>NE</b>	<b>7</b>	<b>92</b>	<b>13.1</b>	<b>28</b>	<b>0</b>
Eric Weddle	SD	7	89	12.7	26	0
Charles Woodson	GB	7	63	9.0	30t	1

## PATRICK CHUNG'S JOURNEY TO THE NFL

Long before S Patrick Chung picked up flag football as a teen, his mother, Jamaican recording artist Sophia George, had preached about being a tough man in a song. Her hit single, "Girlie Girlie" – a traditional reggae song which pokes fun at a boy who was not man enough – topped the charts in 1985. Chung is aware that among his talents he was born with, such as speed and agility, singing is not one of them. Chung possesses a great sense of pride in his unique heritage – his mother is Jamaican and his father is half Jamaican and half Chinese, was born in Jamaica and moved to California at age 12 where he started to play football as a freshman in high school. Chung went on to star at Oregon, where he holds the distinction of starting more games than any other defensive player in school history with 51 starts. He originally entered the draft as a junior, but ultimately decided to return for his senior season. Pinned to the back of his locker is a reminder of the support he has gotten – a Jamaican flag that represents his family's heritage.



## STEVE GREGORY WAS ABOUT TO ENTER THE POLICE ACADEMY UNTIL SAN DIEGO CALLED

Steve Gregory's father and stepmother are New York City police officers and both were on duty during the events of September 11, 2001. Following his college career at Syracuse, Gregory took the test to enter the police academy. He found out he passed the test on the same day that the San Diego Chargers called him to offer him a free agent contract.

## DONT'A HIGHTOWER WEARS TEDY BRUSCHI'S JERSEY #54

As a first round draft pick, Dont'a Hightower is used to high expectations. Hightower went to training camp with jersey #45 but was switched to jersey #54 prior to the start of the regular season. Former LB Tedy Bruschi wore #54 for 13 seasons. Hightower understands the importance of the number and hopes to live up to its legacy. "I definitely feel honored to be able to wear this number," Hightower said. "I've read that Tedy didn't want it to be retired and he hoped another linebacker would come in and be able to wear this number and be able to play as well. I feel honored. Tedy was a great player, and he means a lot to this organization. I'm definitely proud to be able to wear this number. I'm not too big on fueling the hype, but hopefully I'll be able to go out and play and have as much success as he did."

## 2012 FIRST ROUND PICK CHANDLER JONES FOLLOWS IN BROTEHRS FOOTSTEPS

Chandler Jones has two brothers, including Arthur, a fifth-round NFL Draft selection by the Baltimore Ravens in 2010, who was a Syracuse defensive tackle, and John "Bones" Jones, a UFC fighter and the reigning Light Weight Champion.

## CHANDLER'S PERK OF BEING IN THE NFL

Chandler Jones was excited to get the Madden football game and play himself: "I've always put myself in Madden Manually, but now that I can actually buy the game and see myself already installed in the game, it's great."

## FIRST ROUND PICKS MAKE IMPACT IN 2012 OPENER

Chandler Jones forced a fumble on a 1-yard sack of Tennessee QB Jake Locker in the first quarter and Dont'a Hightower recovered the ball and ran 6-yards for a touchdown in the season opener at Tennessee (9/9/12). It is the first fumble returned for a touchdown for the Patriots since Gary Guyton returned a fumble 35 yards for a touchdown at Chicago on Dec. 12, 2010. It is the first defensive touchdown for the Patriots since Sterling Moore returned an interception 21 yards for a score vs. Buffalo on Jan. 1, 2012. Jones caused an opponent turnover for the second time this season vs. Arizona. Against Arizona, Jones forced Kevin Kolb to fumble on a third-down rushing play in the second quarter and Tavon Wilson recovered the ball to give the Patriots possession.

## STILL RECEIVING THE LOVE

Kyle Love continues to receive motivation from his father, retired Army colonel Anthony Love. Every game day, his father sends him a text message with words of encouragement to get him excited. His dad has been motivating him since middle school and the message has always remained the same: "Give the coaches a reason to keep you."

## KYLE LOVE 'MINI-V' FOLLOWS WILFORK


Kyle Love has been looking up to Vince Wilfork since his days at Mississippi State, when his teammates dubbed him "Mini-V" for his resemblance to the Patriots defensive tackle. The nickname led Love to closely monitor Wilfork as he finished his playing days with the Bulldogs. Little did he know that he would get the chance to watch Wilfork from an even closer perspective – lined up next to him on the Patriots defensive line. "I stay close to that guy always. Watch me out here, I'm right beside him, no matter what," Love told the *Boston Globe*. Now that they're on the same team, Wilfork has become an even bigger influence, like a big brother, according to Love.

## STERLING MOORE RECORDS FIRST CAREER INTERCEPTIONS

Rookie Sterling Moore intercepted his first pass of his career at the Buffalo 25-yard line in the third quarter in the season-finale (1/1/12). The Patriots converted the turnover into a touchdown to give the Patriots their first lead of the game. He intercepted his second pass in the fourth quarter and returned it 21 yards for a touchdown.

## MAYO OVER 100 TACKLES FOR THE FOURTH STRAIGHT YEAR

LB Jerod Mayo finished the 2011 season with 103 tackles, registering 100 tackles for the fourth straight year. He is the first player in New England history to register 100 tackles in his first four NFL seasons. He is the fifth Patriots player to register at least four consecutive 100 tackle seasons.



## 100 Tackles in at least four consecutive seasons/Patriots

6 Fred Marion (1985-1990)  
5 Lawyer Milloy (1997-2001)  
5 Vincent Brown (1991-1995)

## 4 Jerod Mayo (2008-2011)

4 Steve Nelson (1979-82)



# DEFENSIVE NOTES/SPECIAL TEAMS

## MAYO LED NFL WITH 193 TOTAL TACKLES IN 2010

Mayo finished first in the NFL with a career-high 193 total tackles in 2010 with two 19-tackle games: vs. BLT (10/17) and vs. GB (12/19). His 193 tackles are the highest since LB Steve Nelson had 207 tackles in 1984 and are the third highest in team history. Mayo had 10 games in 2010 with 10-plus tackles.

### Patriots Single Season Tackle Leaders All-Time

Year	Player	Tackles
1983	LB Clayton Weishuhn	229
1984	LB Steve Nelson	207
<b>2010</b>	<b>LB Jerod Mayo</b>	<b>193</b>
1980	LB Steve Nelson	186

## MAYO IS A YOUNG LEADER

Jerod Mayo learned knowledge and discipline are the keys to success while spending afternoons with his three brothers under the supervision of their grandfather, Walter Johnson, a retired Air Force veteran of 30 years. While Mayo's mother worked two jobs, Johnson taught the boys discipline, responsibility and the value of life. Those lessons helped Mayo develop a work ethic and demeanor that has earned him the nickname of "Old Soul" from his teammates. His leadership skills and talent helped him become only the second Patriot to be named AFC Rookie of the Year, earning that title in 2008 to join Michael Haynes (1976)

## DOUBLE TROUBLE: CB DEVIN MCCOURTY

After being selected by the Patriots in the first round of the 2010 NFL Draft, CB Devin McCourty became part of a select group in league history. McCourty's identical twin brother, Jason, is a cornerback with Tennessee, selected in the sixth round of the 2009 NFL Draft. The two are the 12<sup>th</sup> set of twins to play in the NFL. Devin redshirted for the 2005 season and therefore was a year behind his brother in eligibility. McCourty is the second twin to suit up for the Patriots, after CB Kato Serwanga was a member of the team from 1998-2000. His twin brother, Wasswa, played for San Francisco and Minnesota from 1999-2001. According to McCourty's mother, the two can only be told apart by tiny scars on their faces left by chickenpox. The McCourty twins are one of three active sets of twins playing in the NFL.

### Current Twins Playing in the NFL

#### Devin (NE) and Jason McCourty (TEN)

Pat (ARI) and Paul McQuistan (SEA)

Maurkice (PIT) and Mike Pouncey (MIA)

## ROB NINKOVICH: WHERE DID HE COME FROM?

Rob Ninkovich's journey to the Patriots was not easy. He entered the league as a fifth-round pick by the Saints in 2006 and was waived four times by New Orleans and Miami before landing in New England on Aug. 2, 2009. He spent the 2009 offseason trying to make the New Orleans team as a long snapper. Before coming to the Patriots, he had appeared in just eight games over three years. He doubled that total in his first year in New England, appearing in 15 games in 2009 and his role on the team has grown since. He finished with 58 total tackles, four sacks, broke up three passes and had 11 special teams stops in 2010. He also had two interceptions, both against his former team, the Miami Dolphins. He tied for the AFC lead in fumble recoveries with three, with the most notable coming at San Diego on Oct. 24, 2010, when he returned a fumble 63 yards, marking the second longest fumble return in team history. He had his second 2-interception game at the New York Jets on Nov. 13, 2011 and returned his second pick 12 yards for a touchdown. Despite his success, Ninkovich told the Brockton Enterprise, "I don't want to get comfortable. You can't get comfortable because the first time you get comfortable, you're out of a job. I'm always uneasy. That keeps you going."



## NINKOVICH SCORED AS A TE IN COLLEGE


Ninkovich played some at tight end in college at Purdue and caught two touchdown passes with a 2-yard touchdown pass from Dallas QB Kyle Orton and a 1-yard touchdown pass from former Indianapolis QB Curtis Painter.

## NINKOVICH SACKS

Since the beginning of the 2010 season, Ninkovich leads the team with a total of 11.5 sacks over that span

## VINCE WILFORK REGISTERS FIRST CAREER INTERCEPTIONS IN 2011

Vince Wilfork recorded his first career interception when he picked off QB Philip Rivers in the second quarter vs. San Diego (9/18). He had his second interception at Oakland (10/2) to join Anthony Pleasant (2001) as the only other Patriots defensive lineman to ever record two interceptions in the same season. Wilfork is one of four Patriots defensive lineman to ever record two interceptions overall, joining Pleasant, Richard Seymour and Henry Thomas.



## WILFORK SCORES FIRST NFL TOUCHDOWN IN 2011


Wilfork recovered a fumble in the end zone at Washington (12/11) for his first touchdown. DE Andre Carter sacked QB Rex Grossman in the end zone and forced a fumble and Wilfork recovered the ball for the Patriots first points in their 34-27 victory.

## WILFORK WEARS HIS HEART ON HIS NECK

Wilfork wears No. 75 over his shoulder pads. Underneath hangs a gold chain locket for those who were number one in his heart: his parents. In 2002, parents David and Barbara Wilfork both passed away within five months of each other, leaving the then University of Miami star without his greatest support system. Wilfork, who lost his father to diabetes, has raised hundreds of thousands of dollars for diabetes-related causes. His annual draft day fundraiser, a bowling event he has held for eight years, is one of the longest running fundraising events held by a pro athlete in New England. For his charity work, Wilfork was awarded the 2010 New England Patriots Ron Burton Community Service Award. While he will always cherish his National Championship and Super Bowl rings, his constant reminder lies closest to his heart, a picture of his late parents at their high school prom. "I carry them with me wherever I go," Wilfork said of his parents' keepsake. "My parents pushed me to be the best I could be. The things I do and my wife does, we do out of the kindness of our heart, and we do it for the community. I never look for anything in return. My teammates are my second family. My kids, my wife, the New England Patriots – that's all I have."

## EVEN STEPHEN

Since joining the Patriots as a fourth-round draft choice in 2006, Stephen Gostkowski has connected on 84.7 percent of his regular-season field goal attempts (150-for-177), achieving the best field goal percentage in Patriots history.



## PATRIOTS ALL-TIME LEADERS / FIELD

GOAL PCT.  
(Minimum 50 Attempts)

Player	Years	FGM	FGA	Pct.
<b>Stephen Gostkowski</b>	<b>2006-12</b>	<b>150</b>	<b>177</b>	<b>.847</b>
Adam Vinatieri	1996-05	263	321	.819
Matt Bahr	1993-95	55	72	.764
Tony Franklin	1984-87	93	125	.744
Jason Staurovsky	1988-91	50	69	.724





# PATRIOTS SPECIAL TEAMS NOTES

## GOSTKOWSKI THIRD IN POINTS

Gostkowski led the AFC and finished third in the NFL with 143 points in 2011. The 143 points are second to the 148 he had in 2008 and the fourth highest in team history. He is third all-time in Patriots history with 734 total points

### Most Points/ Patriots History

Player	Points
Adam Vinatieri (1996-05)	1,158
Gino Cappelletti (1960-70)	1,130
<b>Stephen Gostkowski (2006-12)</b>	<b>746</b>
John Smith (1974-83)	69

## GOSTKOWSKI SIXTH BEST EVER IN FG PCT.

Stephen Gostkowski's 84.7 field goal percentage is the sixth-best among NFL kickers all-time.

Player	Years	FGM	FGA	Pct.
Nate Kaeding	2004-12	180	207	87.0
Mike Vanderjagt	1998-06	230	266	86.5
Robbie Gould	2005-12	193	224	86.2
Shayne Graham	2001-12	220	256	85.9
Rob Bironas	2005-12	195	227	85.9
<b>Stephen Gostkowski</b>	<b>2006-12</b>	<b>150</b>	<b>177</b>	<b>84.7</b>
Matt Bryant	2002-12	206	244	84.4

## GOSTKOWSKI IS FIRST PATRIOTS PLAYER TO KICK TWO 50-YARD FIELD GOALS IN THE SAME GAME

Gostkowski drilled a 51-yard field goal in the third quarter and a 53-yarder in the fourth quarter vs. Arizona on Sept. 16, 2012. The 53-yarder ties a career-long mark. He also had a 53-yarder at Denver on Nov. 11, 2009. It is the first time in Patriots history that a player has connected on two 50-yard field goals in the same game.

## GOSTKOWSKI ONE 50-YARD FIELD GOAL AWAY FROM TYING FOR THE FRANCHISE LEAD

Gostkowski is now 7-of-10 from 50 yards or more as member of the Patriots and needs one more 50-yard field goal to tie Adam Vinatieri for most 50-yard field goals in New England history. Patriots Record for Most 50 Yard Field Goals


Player	Years	FGM	FGA	Pct.
Adam Vinatieri	1996-2005	8	17	47.1
<b>Stephen Gostkowski</b>	<b>2006-12</b>	<b>7</b>	<b>10</b>	<b>70.0</b>
Tony Franklin	1984-87	3	6	50.0

## ZOLTAN MESKO: COMING TO AMERICA

P Zoltan Mesko was born in Timisoara, Romania on the Romania-Hungary border. On Many occasions in 1989, during the communist revolutions, his family was forced to take cover to avoid gun shots from the armies. Even after the fall of the Berlin Wall, his family lived in poverty. His family left Romania when his father won a United States Permanent Resident Card (green card) in the Diversity Immigrant Visa Lottery in 1997 when Mesko was 11. "I survived a war," he noted. "I was coming from a really low point growing up, with communism and a very adverse economic situation. Coming over here, I'm very grateful for where I am. It happens by luck that I am here," he said. "When my dad applied for the green card lottery, there were 20 million applicants and 55,000 winners. That's a percentage in itself that tells you I am lucky to be here."

## MESKO DISCOVERS FOOTBALL

An avid soccer player from his days in Romania, Mesko had a strong leg. It was only when he came to America that he discovered his leg could take him places. In eighth grade, Mesko was playing kickball in the gym when he kicked the ball so high that he broke a light fixture. He was given a choice: pay for the light fixture or play football. The choice was an easy one—Mesko decided to play football. His leg would land him numerous Division I scholarships and admission offers from Ivy League schools. From those, Mesko chose to play football at Michigan.



## MESKO SETS FRANCHISE RECORD WITH A 46.5 AVERAGE IN 2011

Mesko led the AFC and finished third in the NFL in 2011 with a 41.5 net average. His 46.5 average overall in 2011 is the best in team history, topping the 45.8 average by Tom Tupa in 1997.

## MESKO HAS SIXTH-BEST NET AVERAGE IN NFL HISTORY IN 2011

Mesko finished the 2011 season with a 41.5 net average, the sixth-best net average in NFL history. It marked just the 24<sup>th</sup> time in NFL history that a player finished a season with a net average over 40 yard.

### BEST NET AVERAGE IN NFL HISTORY/SEASON

Player	Year	Net Average
Andy Lee (San Francisco)	2011	44.0
Shane Lechler (Oakland)	2009	43.9
Thomas Morstead (New Orleans)	2011	43.1
Donnie Jones (St. Louis)	2009	41.7
Matt McBriar (Dallas)	2010	41.7
<b>Zoltan Mesko (Patriots)</b>	<b>2011</b>	<b>41.5</b>





# 2011 IN REVIEW

## PATRIOTS SET FRANCHISE RECORD WITH 622 TOTAL YARDS IN 2011 OPENER

The Patriots 622 total yards at Miami (9/12/11) in the 2011 season opener is a franchise record. The previous high was 619 yards vs. Tennessee on Oct. 18, 2009. The Patriots now have two games in their history with 600 or more total yards.

## PATRIOTS FORCE TURNOVERS

The Patriots lead the NFL with a +127 turnover margin since the 1994 season, including a league-leading and franchise record +28 in 2010 and an AFC leading +17 in 2011 that was third to San Francisco's +28 and Green Bay's +24. The Patriots +17 was 10 more than the second place AFC team (Houston at +7)

### NFL TURNOVER MARGIN SINCE 1994

Rank	Team	Turnover Margin
1.	New England	+127
2.	Kansas City	+95
3.	Green Bay	+71

## PATRIOTS SCORE TOUCHDOWNS

The Patriots scored 61 total touchdowns in 2011. That number is third in team history to the 75 scored in 2007 and the 65 scored in 2010.

### MOST TOUCHDOWNS IN A SEASON / PATRIOTS

75 in 2007  
65 in 2010  
**61 in 2011**  
52 in 1961 and 1980

## PATRIOTS REACHED 400 POINTS FOR THE FIFTH STRAIGHT YEAR

The Patriots finished the 2011 season with 513 points for their fifth straight season of 400 or more points and their second straight season with over 500 points. The 513 points are third in team history. The Patriots are the third team to ever have at least five straight 400-point seasons. Indianapolis had five straight (2003-07) and San Diego has a current streak of eight straight 400 point seasons (2004-11).

### MOST POINTS SCORED IN A SEASON BY THE PATRIOTS

589 in 2007  
518 in 2010  
**513 in 2011**  
441 in 1980

## PATRIOTS ON POINT

The Patriots averaged 32.1 points per game in 2011. That average ranks third all-time in team history.

### HIGHEST AVG. POINTS PER GAME BY THE PATRIOTS

36.8 in 2007  
32.4 in 2010  
**32.1 in 2011**  
29.5 in 1961

## PATRIOTS SET FRANCHISE RECORD FOR MOST TOTAL NET YARDS IN 2011

The Patriots finished the 2011 season with 6,848 total net yards, setting a new franchise record for most total net yards in a season. That total is fourth all-time in NFL history.

### MOST TOTAL NET YARDS/SEASON PATRIOTS

**6,848 in 2011**  
6,580 in 2007  
6,357 in 2009

### MOST TOTAL NET YARDS/ NFL

7,474 New Orleans in 2011  
7,075 St. Louis in 2000  
6,936 Miami in 1984  
**6,848 Patriots in 2011**

## WHAT'S THE POINT?

During the past 12 seasons, the Patriots defense has always ranked higher in fewest points allowed than in yards allowed except for 2007 when both ranked fourth. The Patriots finished 15<sup>th</sup> in the NFL on defense by allowing an average of 21.4 points per game in 2011.

	Avg. Points Allowed	Avg. Yds Allowed
2011	21.4 (15)	411.1 (31)
2010	19.6 (8)	365.5 (25)
2009	17.8 (5)	320.2 (11)
2008	19.3 (8)	309.0 (10)
2007	17.1 (4)	288.3 (4)
2006	14.8 (2)	294.4 (6)
2005	21.1 (17)	330.2 (26)
2004	16.3 (2t)	310.6 (9)
2003	14.9 (1)	291.6 (7)
2002	21.6 (17)	336.1 (23)
2001	17.0 (6)	334.5 (24)
2000	21.1 (17)	334.6 (20)

## TOP OFFENSE

The Patriots offense finished second in the NFL in total yards. The Patriots offense has finished in the top 10 five straight seasons. Since the 1970 merger, the Patriots offense has finished in the top 10 a total of 16 times, including seven times under Bill Belichick.

Year	Rank
<b>2011</b>	<b>2 (428.0)</b>
2010	8 (363.8)
2009	3 (397.3)
2008	5 (365.4)
2007	1 (411.3)

## WELKER AND GRONKOWSKI ARE THE TOP TWO IN THE AFC

Wes Welker (1,569) and Rob Gronkowski (1,327) finished first and second respectively in the AFC in receiving yards. They became the first teammates to finish 1-2 in a conference in receiving yards since Torry Holt and Isaac Bruce in 2000 (St. Louis).

### TEAMMATES TO FINISH FIRST AND SECOND IN A CONFERENCE

2011	New England	Wes Welker/Rob Gronkowski
2000	St. Louis	Torry Holt/Isaac Bruce
1982	San Diego	Wes Chandler/Kellen Winslow
1980	San Diego	John Jefferson/Kellen Winslow

## DIVISIONAL DOMINANCE I

The New England Patriots own a 53-15 (.779) record in regular season AFC East games since the beginning of the 2001 season, compiling the best intra-division record of any team in the NFL.

### NFL'S TOP DIVISIONAL RECORDS SINCE 2001

Team	W	L	T	Pct.
<b>New England Patriots</b>	<b>53</b>	<b>15</b>	<b>0</b>	<b>.779</b>
Pittsburgh Steelers	50	20	0	.714
Green Bay Packers	49	20	0	.710
Indianapolis Colts	47	22	0	.681

### AFC EAST DIVISIONAL RECORDS SINCE 2001

Team	W	L	T	Pct.	Div. Titles	Years
<b>New England</b>	<b>53</b>	<b>15</b>	<b>0</b>	<b>.779</b>	<b>9</b>	<b>2001, 03-07, 09-11</b>
New York Jets	36	34	0	.514	1	2002
Miami	29	40	0	.420	1	2008
Buffalo	21	48	0	.304	0	---

**NOTES:** The Indianapolis Colts were members of the AFC East in 2001 and compiled a 3-5 divisional record that season. In 2002, the Patriots and Jets both finished with a 9-7 overall record and a 4-2 divisional record, but the Jets claimed the division title by virtue of having a better record against common opponents. In 2008, the Patriots and Dolphins both finished with an 11-5 overall record and a 4-2 divisional record, but Miami qualified for the playoffs due to a better conference record (8-4 to 7-5).

## DIVISIONAL DOMINANCE II

The Patriots have the highest winning percentage in division games from November until the end of the season since 2002.

Team	W	L	T	Pct.
<b>New England</b>	<b>27</b>	<b>7</b>	<b>0</b>	<b>.794</b>
Indianapolis	25	9	0	.735
San Diego	25	9	0	.735
Green Bay	27	10	0	.730
Pittsburgh	27	11	0	.710



# 2011 IN REVIEW

## HOME RECORD IN DECEMBER SINCE 2002

With a 20-1 record, the New England Patriots have the best home record in December in the NFL since Gillette Stadium opened in 2002. The Patriots have won 19 straight at home in December. This year the Patriots will play three of their final four regular season games at home.

Team	W	L	T	Pct.
<b>New England</b>	<b>20</b>	<b>1</b>	<b>0</b>	<b>.952</b>
Green Bay	18	4	0	.818
Indianapolis	19	6	0	.760
Denver	13	5	0	.722
Philadelphia	14	6	0	.700

## NFL'S TOP DECEMBER RECORD SINCE 2001

The Patriots have an NFL-best 41-5 record in the month of December since the 2001 season, including a 4-0 record in 2011.

Rk	Team	Record
<b>1</b>	<b>New England Patriots</b>	<b>41-5</b>
2	Philadelphia Eagles	35-12
3	Pittsburgh Steelers	34-14
4	Indianapolis Colts	31-17
5	San Diego Chargers	31-18

The Patriots have finished undefeated in December seven times since 2001: (2001 - 4-0), (2003 - 4-0), (2005 - 4-0), (2007 - 5-0), (2008 - 4-0), (2010 - 4-0) and (4-0-211).

## BEST RECORDS IN THE FINAL FOUR GAMES OF THE SEASON SINCE 2006

Team	W	L	T	Pct.
<b>New England</b>	<b>22</b>	<b>2</b>	<b>0</b>	<b>.917</b>
San Diego	22	2	0	.917
Philadelphia	19	5	0	.792
Baltimore	18	6	0	.750

## STRONG IN THE SECOND HALF

Since 2001, the Patriots have done a remarkable job of finishing the season strong, compiling an NFL-best 69-16 (.812) record in games on or after Thanksgiving.

## PATRIOTS BEFORE AND AFTER THANKSGIVING SINCE 2001

Season	Pre-Thanksgiving	Post-Thanksgiving	Overall
2001	5-5 (.500)	9-0 (1.000)	14-5*
2002	6-5 (.545)	3-2 (.600)^	9-7
2003	9-2 (.818)	8-0 (1.000)	17-2*
2004	9-1 (.900)	8-1 (.889)	17-2*
2005	6-4 (.600)	5-3 (.625)	11-7*
2006	7-3 (.700)	7-2 (.777)	14-5*
2007	10-0 (1.000)	8-1 (.889)	18-1*
2008	7-4 (.636)	4-1 (.800)	11-5
2009	7-3 (.700)	3-4 (.429)	10-7*
2010	8-2 (.800)	6-1 (.857)^	14-3*
2011	7-3 (.700)	8-1 (.889)	15-4*
<b>Totals</b>	<b>81-32 (.717)</b>	<b>69-16 (.812)</b>	<b>150-48</b>

\*Includes playoffs ^Includes games played on Thanksgiving

## BEST RECORDS IN GAMES PLAYED ON OR AFTER THANKSGIVING SINCE 2001

(Includes regular-season and playoff games)

Team	W	L	T	Pct.
<b>New England</b>	<b>69</b>	<b>16</b>	<b>0</b>	<b>.812</b>
Pittsburgh	58	24	0	.707
Philadelphia	52	29	0	.642
San Diego	45	26	0	.634
Green Bay	49	29	0	.628

## NFL'S BEST ROAD WARRIORS

Since the start of the 2000 season, the Patriots have the best regular-season road record at 64-34 (.653).

TEAM	RECORD	PCT.
<b>New England</b>	<b>64-34</b>	<b>.653</b>
Philadelphia	63-34-1	.647
Indianapolis	59-38	.608
Pittsburgh	58-40	.592

## PATRIOTS TIE THE NFL RECORD FOR MOST 30-POINT GAMES IN A SINGLE SEASON

The Patriots scored 30 points 12 times in 2011 to tie the NFL record for most 30-point games in a single season. The 2007 Patriots and the 1999 St. Louis Rams also had a dozen 30 point games. The NFL record for most consecutive 30-point games in a single season is eight by the 2007 and 2010 Patriots and the 2000 St. Louis Rams.

## TWO PLAYERS WITH 10 OR MORE TOUCHDOWNS FOR SECOND STRAIGHT SEASON

RB BenJarvus Green-Ellis (11) and TE Rob Gronkowski (18) reached 10 or more touchdowns in 2011. It is the second straight season and fourth time in team history that the Patriots have had two players finish with 10 or more touchdowns in a season. In 2010, Gronkowski (10) and Green-Ellis (13) had 10 touchdown seasons. In 1976, Steve Grogan had 12 touchdowns (12 rushing) and Andy Johnson had 10 touchdowns (6 rushing, 4 receiving). In 1974, Mack Herron had 12 touchdowns (7 rushing, 5 receiving) and Sam Cunningham had 11 (9 rushing, 2 receiving).

## 18 100-YARD RECEIVING PERFORMANCES IN 2011 SET FRANCHISE RECORD

The Patriots had two receivers pass the 100-yard receiving mark against Buffalo, giving New England 18 individual 100-yard receiving performances in 2011. That number set a new franchise record, topping the 16 100-yard performances in 2007.

## TWO PLAYERS WITH 100 YARDS FOR THE FIFTH TIME IN 2011

Both Rob Gronkowski (108) and Aaron Hernandez (138) went over 100 yards receiving vs. Buffalo (1/1/12), marking the fifth time that the Patriots had a game with two players over 100 yards receiving in 2011.

- Wes Welker (160) and Aaron Hernandez (103) at Miami (9/12/11)
- Welker (217) and Rob Gronkowski (109) at Buffalo (9/25/11)
- Welker (136) and Gronkowski (101) vs. NY Giants (11/6/11)
- Welker (115) and Deion Branch (125) at Philadelphia (11/27/11)
- Gronkowski (108) and Hernandez (138) vs. Buffalo (1/1/12).

## 2011 HONORS AND AWARDS

### QB Tom Brady

- AFC Offensive Player of the Week (Wk. 1 at Miami)
- AFC Offensive Player of the Week (Wk. 2 vs. San Diego)
- AFC Offensive Player of the Month (November)
- AFC Offensive Player of the Week (Wk. 16 vs. Miami)
- AFC Offensive Player of the Month (December/January)
- AFC Pro Bowl starter

### DE Andre Carter

- AFC Defensive Player of the Week (Wk. 10 at NY Jets)
- AFC Pro Bowl starter

### WR Julian Edelman

- AFC Special Teams Player of the Week (Wk. 11 vs. KC)

### TE Rob Gronkowski

- AFC Offensive Player of the Week (Wk. 14 at Washington)
- AFC Pro Bowl starter
- Associated Press All-Pro: First Team
- Pro Football Weekly All-NFL Team

### G Logan Mankins

- AFC Pro Bowl starter
- Associated Press All-Pro: Second Team

### DB Sterling Moore

- Pepsi NFL Rookie of the Week (Wk17 vs. Buffalo)

### WR Matthew Slater

- AFC Pro Bowl (special teams)

### T Nate Solder

- Pro Football Weekly All-Rookie Team

### G Brian Waters

- AFC Pro Bowl starter
- Associated Press All-Pro: First Team
- Pro Football Weekly All-NFL Team

### NT Vince Wilfork

- AFC Pro Bowl starter
- Associated Press All-Pro: Second Team





## 2011 SEASON PERFORMANCES; WHERE DID THEY RANK?

TEAM			
Total Net Yards	6,848	Team History	1st
Total Net Yards	6,848	NFL History	4th
Victories	13	Team History	5th
Points Scored	513	Team History	3rd
Gm. w/ 30+ Points	12	NFL History	T-1st
Touchdowns Scored	61	Team History	3rd
First Downs	399	Team History	1st
First Downs	399	NFL History	2nd
Passing First Downs	262	Team History	1st
Passing First Downs	262	NFL History	2nd
Net Passing Yards	5,084	Team History	1st
Net Passing Yards	5,084	NFL History	4th
Fewest Fumbles	13	Team History	2nd
100-Yard Receivers	18	Team History	1st
Interceptions	23	AFC in 2011	1st
Interceptions	23	NFL in 2011	T-2nd
Turnover Differential	+17	Team History	T-2nd
Turnover Differential	+17	AFC in 2011	1st



TOM BRADY			
Passing Yards	5,235	NFL History	2nd
Passing Yards	5,235	Team History	1st
Passing Yds/Game	332.8	NFL History	2nd
Passing Yds/Game	332.8	Team History	1st
Completions	401	Team History	1st
Touchdown Passes	39	Team History	2nd
Touchdown Passes	39	NFL History	T-8th
300-Yd Passing Gm	11	Team History	1st
300-Yd Passing Gm	11	NFL History	2nd
Games with 2+ TD	14	Team History	T-1st
Games with 1+ TD	16	NFL History	T-1st
Games with 1+ TD	16	Team History	T-1st

WES WELKER			
Receptions	122	Team History	2nd
Receptions	122	NFL History	T-4th
Receptions	122	NFL in 2011	1st
Receiving Yards	1,569	Team History	1st
Receiving Yards	1,569	NFL in 2011	2nd
Longest Reception	99t	NFL History	T-1st



ROB GRONKOWSKI			
Total Touchdowns	18	Team History	2nd
Total TDs by a TE	18	NFL History	1st
TD Rec. by a TE	17	NFL History	1st
TD Reception	17	Team History	2nd
TD Reception	17	NFL History	T-5th
TD Reception	17	NFL in 2011	1st
Rec. Yards by a TE	1,327	NFL History	1st
Receiving Yards	1,327	Team History	6th
Receptions by a TE	90	Team History	2nd
Games with 2+ TD	7	NFL History	T-2nd
Gm w/2+ TD by a TE	7	NFL History	1st
Pts. by a Non-Kicker	108	NFL in 2011	2nd
Pts. by a Non-Kicker	108	AFC in 2011	1st

ROB GRONKOWSKI & AARON HERNANDEZ			
Rec. by TE Tandem	169	NFL History	1st

STEPHEN GOSTKOWSKI			
Points Scored	143	AFC in 2011	1st
Points Scored	143	Team History	4th

KYLE ARRINGTON			
Interceptions	7	NFL in 2011	T-1st
Interceptions	7	Team History	T-6th

ZOLTAN MESKO			
Punting Average	46.5	Team History	1st



# PATRIOTS KEY CONTRIBUTORS

## OFFENSE

### WR Wes Welker (TR-MIA, '07)

Welker extended his streak to 80 straight regular-season games with at least one reception as a member of the Patriots to extend his franchise record. Welker has an overall streak of 97 straight regular-season games with at least one reception, including his time with the Miami Dolphins. Welker has caught at least one pass in each of his 87 games with the Patriots, including seven postseason games... Welker became the Patriots' all-time leader in receptions on a 25-yard pass from Tom Brady in the second quarter of the Week 2 loss to the Arizona Cardinals. Welker currently has 570 receptions as a member of the Patriots.

#### **Welker vs. Buffalo (9/25/11)**

Rec	Yds	Avg	LG	TD
16	217	13.6	33	2

### LT Nate Solder (D1, '11)

Appeared in all 16 games in 2011, making 13 starts – 11 at right tackle and two as a tackle-eligible tight end ... Started all three postseason games at right tackle, including Super Bowl XLVI.

*This is Solder's third game vs. Buffalo*

### LG Logan Mankins (D2, '05)

Eighth-year mainstay at guard and four time Pro Bowler, has started all 107 regular-season games and all 13 postseason games in which he has appeared in since joining the Patriots in 2005.

*This is Mankins' thirteenth game vs. Buffalo*

### OL Dan Connolly (FA-'07)

Began the 2012 season as the starter at right guard ... Took over as starting center after season-ending leg injury to Dan Koppen in the 2011 opener ... Played in 13 games with 11 starts in 2011 ... Started at center for all three postseason games, including Super Bowl XLVI against the N.Y. Giants (2/5).

*This is Connolly's fourth regular season game vs. Baltimore*

### OL Marcus Cannon (D5a, '11)

Was activated of the Reserve/Non-Injury list on Nov. 15, 2011 and played in seven games on the offensive line and on special teams as a rookie.

*This is Cannon's second game vs. Baltimore*

### RT Sebastian Vollmer (D2d, '09)

Inactive for 10 regular season and two playoff games in 2011 due to injury ...

Returned in the postseason to start at right tackle in Super Bowl XLVI vs. the N.Y. Giants (2/5).

*This is Vollmer's fifth game vs. Buffalo*

### OL RYAN WENDELL (FA-'08)

Started at center in the first three games of the 2012 season ... After spending his rookie season and most of the 2009 season on the practice squad, Ryan Wendell has been a key reserve on the offensive line, seeing starting assignments at center and both guard positions ... Also plays on special teams units.

*This is Wendell's sixth game vs. Buffalo*



### TE Rob Gronkowski (D2a, '10)

His 5-yard touchdown reception from Tom Brady in the fourth quarter of Week 2's loss to Arizona was his 29<sup>th</sup> touchdown reception for his career, moving him out of a second place tie with Russ Francis (28) into sole possession of second place for most touchdown receptions by a Patriots tight end. Ben Coates is first with 50 touchdown receptions ... Set an NFL record for receiving yards by a tight end in a single season with 1,327 in 2011. Gronkowski also set the NFL all-time record for touchdowns by a tight end in a single season, finishing with 18 (17 receiving, 1 rushing) ... Reached 20 career touchdowns faster than any tight end in NFL history (26 games). Pro Football Hall of Fame TE Mike Ditka previously held the record, achieving the feat in 31 games.

### TE Aaron Hernandez (D4, '10)

Hernandez's 45 receptions in 2010 set a franchise record for most receptions by a rookie tight end, passing Greg Baty's previous rookie tight end record of 37 receptions in 1986 ... Finished second among AFC tight ends in receptions (79) and yards (910) in 2011.



### WR Brandon Lloyd (UFA-STL, '12)

Lloyd registered his 13<sup>th</sup> NFL 100-yard game and his first with the Patriots after finishing with 108 yards receiving at Baltimore...Lloyd reached 5,000 career receiving yards on a 10-yard reception from Tom Brady in the third quarter in Week 3. Lloyd now has 5,021 career receiving yards.

#### **Lloyd vs. Buffalo**

G	Rec	Yds	Avg	LG	TD
1	2	25	12.5	14	0

### QB Tom Brady (D6, '00)

Brady (40,866 passing yards) moved past childhood idol and Hall of Famer Joe Montana (40,551) into 12<sup>th</sup> place all-time on the NFL's all-time passing list on a 59 yard pass to Wes Welker in the first quarter. Kerry Collins is in 11<sup>th</sup> place with 40,922 passing yards...Brady had his 47<sup>th</sup> career 300-yard game after finishing with 335 yards against Baltimore. He is 8<sup>th</sup> all-time for most 300 yards game in a career. Hall of Famer Warren Moon is in seventh place with 49 300-yard games... Brady has now thrown at least one touchdown pass in 35 straight regular season games, extending his team mark on a 7-yard touchdown pass to WR Julian Edelman in the second quarter against Baltimore. Brady's current streak started when he threw a touchdown pass in all 16 games in 2010 and 2011 and now the first three games of 2012. The old team record was 19 games, also set by Brady. Brady's 35 straight games is fourth all-time in NFL history. The NFL record is 47 set by Johnny Unitas (1956-60), followed by Drew Brees with 46 (2002-current and Brett Favre with 36 (2002-04).

#### **Brady vs. Buffalo**

G	Att	Com	Yds	Pct.	TD	INT	LG
20	621	407	4,830	65.5	46	17	53

### RB Stevan Ridley (D3a, '11)

Had a career day in Week 1 of the 2012 season vs. Tennessee, finishing with 125 yards on 21 carries for a 6.0-yard average. It was his first NFL 100-yard rushing day. His previous bests were 97 yards at Oakland (10/2/11) and 15 carries vs. Buffalo (1/1/12). He scored on a 1-yard run in the third quarter for his second NFL touchdown. He scored his first NFL touchdown on a 33-yard run at Oakland (10/2/11). In 2011, the Patriots had just one player finish with 100 yards rushing when BenJarvus Green-Ellis had 136 yards vs. New York Jets on Oct. 9, 2011.

### RB Danny Woodhead (FA-'10)

Scored his first touchdown of the 2012 season in the third quarter of last week's loss to the Ravens. Woodhead's 3-yard touchdown run gave the Patriots a 27-21 lead over the Ravens.

# PATRIOTS KEY CONTRIBUTORS

## DEFENSE

### **DE Chandler Jones (D1a, '12)**

In Week 2 against Arizona, Jones forced Kevin Kolb to fumble on a third-down rushing play in the second quarter and Tavon Wilson recovered the ball to give the Patriots possession. Jones also had a strip-sack in Week 1 at Tennessee, which resulted in a defensive touchdown.

### **DT Vince Wilfork (D1, '04)**

Wilfork has played in 125 games with 115 starts over eight-plus seasons with the Patriots (2004-12) ... The Patriots own a 96-29 (.768) record in Wilfork's 125 career regular-season games ... Has been a Pro Bowl selection four times (2007, 2009-11).

### **DT Kyle Love (FA-'10)**

Appeared in all 16 contests in 2011, starting 13. Finished the season with 4.0 sacks for 14 yards, 55 tackles and a fumble recovery ... Started all three postseason games and finished with nine tackles and a pass defended ... Originally joined the team as a rookie free agent in 2010.

### **DL Rob Ninkovich (FA-'09)**

Ninkovich, leads the team with a total of 11.5 sacks since the beginning of the 2010 season.

### **DL Brandon Deaderick (D7b, '10)**

Started the 2011 season on the Reserve/PUP list before being activated on Oct. 29 ... After being activated, Deaderick started five of the 10 games in which he played, recording 20 tackles and 2.0 sacks on the season.

### **LB Jerod Mayo (D1, '08)**

Mayo had a team-leading 11 tackles at Baltimore. It was his third straight 10-plus tackle game. He had a team-leading 13 tackles in the season-opener at Tennessee (9/9) a team-leading 11 tackles vs. Arizona ... Mayo finished the 2011 season with 103 tackles, registering 100 tackles for the fourth straight year. He is the first player in New England history to register 100 tackles in his first four NFL seasons. He is the fifth Patriots player to register at least four consecutive 100 tackle seasons.



### **LB Brandon Spikes (D2c, '10)**

Started all three postseason games in 2011 and was second on the team with 27 tackles, including 1.0 sack and one interception and defended three others ... Started and registered a career-high 14 stops and one pass defended at Pittsburgh (10/30) ... Was limited to eight games with six starts in the regular season due to injury.

### **LB Don'ta Hightower (D1b, '12)**

Returned a Jake Locker fumble for a 6-yard touchdown in Week 1 at Tennessee. The fumble was caused by fellow rookie Chandler Jones ... Started 42-of-44 games at the University of Alabama...Recorded 234 tackles (101 solo), including 5.0 sacks for minus 30 yards, 21.0 stops for losses of 67 yards and 25 quarterback pressures ... A finalist for the Chuck Bednarik, Butkus and Lombardi Awards, Hightower was a consensus All-American and unanimous All-SEC first-team selection in 2011.

### **CB Devin McCourty (D1, '10)**

Finished the 2011 season with two interceptions, 12 passes defended, 94 tackles on defense and five special teams tackles ... McCourty's seven interceptions in 2010 are the second-most by a Patriots rookie in franchise history and tied for second in the NFL.

### **CB Kyle Arrington (FA-'09)**

Started 14 of 16 games and tied Charles Woodson (Green Bay) and Eric Weddle (San Diego) for most interceptions in the league in 2011 with seven ... Notched multiple interceptions twice in 2011 – at Buffalo (9/25) and vs. Kansas City (11/21).



### **S Steve Gregory (UFA-SD, '12)**

Gregory registered his first interception as a Patriot in the first quarter of Week 3's game at Baltimore. Gregory picked off Joe Flacco and returned the ball 36 yards to the Baltimore 6-yard line. The play helped set up a 2-yard touchdown run by rookie RB Brandon Bolden. Gregory's 36-yard interception return is second to the 41-yard return he had vs. San Francisco on Dec. 16, 2010 when he played with San Diego.

### **S Patrick Chung (D2a, '09)**

Missed eight games due to injury in 2011 ... Finished the season with 67 tackles, 1.0 sack, one interceptions and four passes defended ... Started all three playoff games including Super Bowl XLVI and made 15 tackles and defended one pass.





# THIRD WINNINGEST PRO SPORTS TEAM SINCE 1994

## PATRIOTS ARE THIRD WINNINGEST PRO SPORTS FRANCHISE SINCE 1994

Since the 1994 season, the Patriots have won 66.7 percent of their regular season games (194-97), compiling the third-highest winning percentage in major American professional sports over that period. Since 1994, there have been 143 franchises that have fielded teams in the five major American sports leagues (NFL, MLB, NBA, NHL and MLS).

## HIGHEST WINNING PERCENTAGE IN MAJOR AMERICAN PROFESSIONAL SPORTS, 1994-PRESENT

(Regular Season – Includes National Football League, Major League Baseball, National Basketball Association, National Hockey League and Major League Soccer)

Records updated through games of September 24, 2012

Rk	Team	Lg.	W	L	T/OTL	Pct.
1	San Antonio Spurs	NBA	971	456	0	0.680
2	Detroit Red Wings	NHL	816	359	185	0.668
<b>3</b>	<b>New England Patriots</b>	<b>NFL</b>	<b>194</b>	<b>97</b>	<b>0</b>	<b>0.667</b>
4	Los Angeles Lakers	NBA	934	494	0	0.654
5	Green Bay Packers	NFL	186	105	0	0.639
6	Pittsburgh Steelers	NFL	185	105	1	0.637
7	New Jersey Devils	NHL	748	438	174	0.614
8	Utah Jazz	NBA	867	561	0	0.607
9	Seattle Sounders FC	MLS	57	31	35	0.606
10	New York Yankees	MLB	1795	1203	0	0.599
11	Indianapolis Colts	NFL	173	118	0	0.595
12	Dallas Stars	NHL	710	458	192	0.593
13	Philadelphia Flyers	NHL	689	448	210	0.589
14	Phoenix Suns	NBA	841	587	0	0.589
15	Colorado Avalanche/Quebec Nordiques	NHL	707	475	178	0.585
16	Dallas Mavericks	NBA	823	605	0	0.576
17	Atlanta Braves	MLB	1724	1277	0	0.574
18	Denver Broncos	NFL	166	125	0	0.570
19	Philadelphia Eagles	NFL	164	125	1	0.567
20	Los Angeles Galaxy	MLS	248	180	94	0.565
21	Orlando Magic	NBA	798	630	0	0.559
22	Vancouver Canucks	NHL	658	504	198	0.557
23	San Jose Sharks	NHL	660	508	192	0.556
24	Houston Dynamo	MLS	85	61	70	0.556
25	St. Louis Blues	NHL	651	501	207	0.555
26	Miami Heat	NBA	792	636	0	0.555
27	Buffalo Sabres	NHL	660	513	187	0.554
28	Oklahoma City/Seattle Thunder	NBA	788	640	0	0.552
29	Boston Red Sox	MLB	1657	1347	0	0.552
30	Boston Bruins	NHL	643	503	214	0.551
31	Chicago Fire	MLS	201	154	103	0.551
32	Baltimore Ravens	NFL	142	116	1	0.550
33	Indiana Pacers	NBA	785	643	0	0.550
34	Ottawa Senators	NHL	655	520	185	0.550
35	Houston Rockets	NBA	783	645	0	0.548
36	Pittsburgh Penguins	NHL	658	529	172	0.547
37	Washington Capitals	NHL	642	529	188	0.542
38	Detroit Pistons	NBA	773	655	0	0.541
39	Portland Trail Blazers	NBA	768	660	0	0.538
40	Nashville Predators	NHL	503	424	139	0.537
41	Dallas Cowboys	NFL	156	135	0	0.536
42	Minnesota Vikings	NFL	156	135	0	0.536
43	St. Louis Cardinals	MLB	1606	1395	0	0.535
44	New York Giants	NFL	154	136	1	0.531
45	San Francisco 49ers	NFL	154	137	0	0.529
46	Toronto Maple Leafs	NHL	627	548	185	0.529
47	New Orleans/Charlotte Hornets	NBA	753	675	0	0.527
48	Los Angeles/Anaheim/CA Angels	MLB	1584	1420	0	0.527
49	Tennessee Titans/Houston Oilers	NFL	153	138	0	0.526
50	Los Angeles Dodgers	MLB	1577	1425	0	0.525

**NOTES:** This analysis uses NFL rules when calculating winning percentage, counting ties as a half-win and a half-loss. For NHL teams, overtime losses (OTL) and ties from 2001-2004 (the NHL abolished ties in 2005-2006 and instituted a shootout system) are counted as ties when calculating winning percentage.

## HIGHEST WINNING PERCENTAGE AMONG BOSTON-AREA MAJOR PROFESSIONAL SPORTS TEAMS, 1994-PRESENT

(Rankings listed below are each team's overall ranking among the 143 major American pro sports teams)

Records updated through games of September 24, 2012

Rank	Team	Lg.	W	L	T/OTL	Pct.
<b>3</b>	<b>New England Patriots</b>	<b>NFL</b>	<b>194</b>	<b>97</b>	<b>0</b>	<b>0.667</b>
29	Boston Red Sox	MLB	16557	1347	0	0.552
30	Boston Bruins	NHL	643	503	214	0.551
80	Boston Celtics	NBA	713	715	0	0.499
107	New England Revolution	MLS	192	229	102	0.465



# THE TEAM OF THE DECADE

When Robert Kraft purchased the New England Patriots in 1994, few would have thought that 17 years later the franchise would be the undisputed team of the decade in the first decade of the new millennium. Kraft brought a winning vision to the organization and dedicated his resources to building a consistent winner. On Jan. 27, 2000, Kraft hired Bill Belichick to coach the team, and three months later the team drafted then-unheralded quarterback Tom Brady, putting the final pieces in place for the Patriots to become the most successful NFL team of the 2000s. Below is a look at the accomplishments of the Patriots during the first decade of the new millennium that earned the Patriots the "Team of the Decade" moniker.

## THE PATRIOTS' UNMATCHED NFL SUCCESS FROM 2000-2009

### Super Bowl Titles

New England .....	3
Pittsburgh.....	2
Baltimore.....	1
Indianapolis.....	1
New Orleans.....	1
N.Y. Giants.....	1
Tampa Bay.....	1

### Conference Titles

New England .....	4
Indianapolis.....	2
N.Y. Giants.....	2
Pittsburgh.....	2
10 Teams .....	1

### Division Titles

New England .....	7
Indianapolis.....	6
Philadelphia.....	5
Pittsburgh.....	5
San Diego.....	5

**Note:** The Patriots also finished tied for the division lead twice during the 2000s but lost the division title on tiebreakers in 2002 and 2008.

### Playoff Wins

New England .....	14
Philadelphia.....	10
Pittsburgh.....	10
Indianapolis.....	9
Baltimore.....	8

### Playoff Winning Percentage

Team	W	L	Pct.
New England	14	4	.777
New Orleans	5	2	.714
Pittsburgh	10	4	.714
Arizona	4	2	.667
Carolina	5	3	.625
Baltimore	8	5	.615

### Playoff Games Played

New England .....	18
Philadelphia.....	18
Indianapolis.....	17
Pittsburgh.....	14
Baltimore.....	13
N.Y. Giants.....	11

### Overall Wins

(Includes Regular Season and Playoffs)

New England .....	126
Indianapolis.....	124
Pittsburgh.....	113
Philadelphia.....	113
Baltimore.....	100

### Overall Winning Percentage

(Includes Regular Season and Playoffs)

Team	W	L	T	Pct.
New England	126	52	0	.708
Indianapolis	124	53	0	.701
Pittsburgh	113	60	1	.652
Philadelphia	113	64	1	.638
Green Bay	98	71	0	.580

### Most Victories in a Season (Inc. Playoffs), 2000-09

Team	Year	W
New England	2007	18
New England	2003	17
New England	2004	17
Baltimore	2000	16
St. Louis	2001	16
Pittsburgh	2004	16
Indianapolis	2006	16
Indianapolis	2009	16
New Orleans	2009	16

### Most Victories in a Single Regular Season, 2000-09

Team	Year	W
New England	2007	16
Pittsburgh	2004	15
New England	2003	14
New England	2004	14
Indianapolis	2005	14
Indianapolis	2009	14
St. Louis	2001	14

### Playoff Games Hosted

New England .....	9
Philadelphia .....	9
Pittsburgh.....	8
Indianapolis.....	8

### Major Sports League Titles, 2000-09

Los Angeles Lakers	NBA	4
New England Patriots	NFL	3
San Antonio Spurs	NBA	3
Boston Red Sox	MLB	2
Detroit Red Wings	NHL	2
Houston Dynamo	MLS	2
Los Angeles Galaxy	MLS	2
New Jersey Devils	NHL	2
New York Yankees	MLB	2
Pittsburgh Steelers	NFL	2
San Jose Earthquakes	MLS	2

### Major Sports Conference Titles, 2000-09

Los Angeles Lakers	NBA	6
New England Patriots	NFL	4
New England Revolution	MLS	4
Los Angeles Galaxy	MLS	4
New York Yankees	MLB	4
Detroit Red Wings	NHL	3
New Jersey Devils	NHL	3
San Antonio Spurs	NBA	3

### Seasons of NFL Playoff Advancement

Philadelphia .....	7
New England .....	6
Pittsburgh.....	5
Baltimore.....	4
Indianapolis.....	4
Green Bay .....	3
Oakland.....	3
Seattle .....	3
New Orleans.....	3



# PATRIOTS FOOTBALL NETWORK

The **Patriots Football Network** (PFN) is the full portfolio of media offerings from the three-time Super Bowl Champion New England Patriots. PFN provides Patriots content produced both in-house and with media partners spanning print, television, radio and the Internet.

## PATRIOTS ALL ACCESS

**T** Emmy-Award winning Patriots All Access airs weekly throughout the season on WBZ, Channel 4 in Boston and regional affiliates. Patriots All Access features exclusive, behind-the-scenes access and in-depth weekly features on Patriots players and personnel. Hosted by WBZ's Steve Burton, the show features weekly sit-downs with Coach Bill Belichick, including the popular "Belestrator" segment where the coach breaks down upcoming opponents. Fridays at 7:00 p.m. and Sundays at 9:00 a.m. on **TV 38 in Boston; WNAC-TV in Providence**; Saturdays at 12:05 a.m. on **WMUR-TV in Manchester, N.H.** Saturdays at 5:00 a.m. on **WMTW-TV in Portland, Maine**; Saturdays at 5:00 p.m. on **WCTX-TV in Hartford, Conn.** Saturdays at 7:00 p.m. on **WFXQ-TV in Springfield, Mass.**; Sundays at 11:00 a.m. on **WVII-TV in Bangor, Maine**



## TOTALLY PATRIOTS



**T**otally Patriots is a unique, one of a kind Patriots show aimed for the next generation of Patriots fans. This weekly, youth oriented football show allows school aged fans unprecedented access to their favorite players, enabling them to ask questions in a relaxed, informal setting. It airs on TV-38 on Saturday at morning 10 a.m.

### PATRIOTS TODAY AND PATRIOTS THIS WEEK

**PATRIOTS TODAY:** Available daily at Patriots.com and on Verizon Fios on Demand, as well as on Verizon wireless' VCAST.

**PATRIOTS THIS WEEK:** Fridays 9:30 p.m. on Comcast Sports Net.

*Patriots Today* gives fans a daily, in-depth look at the club that is unmatched by any other outlet. The show is hosted by Jackie Brittain with daily reports from Brian Lowe and twice-weekly analysis from PFW's Paul Perillo. This daily Webcast is dedicated exclusively to the Patriots and provides daily features, reports and commentary that will satisfy every fan's daily Patriots fix. Every Friday at 10:30 a.m. on Comcast Sports Net, Jackie Brittain will bring you *Patriots This Week*, providing a thorough recap of each week's developments.

### PATRIOTS.COM NEWS

Patriots.com features daily updates and exclusive content from the writers of *Patriots Football Weekly*, offering everything from breaking news to player features and the popular "Ask PFW" postings.

### VIDEO

The first professional sports team website to offer streaming video provides Patriots fans with a variety of exclusive video content. Visitors can choose their channel and watch exclusive video from news to cheerleaders. Patriots.com also features video of every Patriots press conference, including postgame press conferences and Coach Belichick's weekday media updates.

### AUDIO

Patriots Web Radio programming is available exclusively on Patriots.com beginning at noon each day, Monday through Friday. Kicking off the programming lineup is PFW In Progress, a daily online program that features candid commentary from the writers of *Patriots Football Weekly*. Following PFW In Progress is Patriots Playbook, hosted by John Rooke, featuring items from around the NFL. And new in 2012 is the addition of three shows from FootballNation.com including Kerry Byrne and his Cold Hard Patriots.com also offers streaming audio of every Patriots press conference, as well as archives of Patriots.com Radio shows and exclusive podcasts.

### PATRIOTS MONDAY ON WEEI

WEEI Sports Radio broadcasts Patriots Monday each week, offering fans unique insight and analysis from Coach Belichick and Tom Brady in addition to other Patriots players. WEEI will broadcast Patriots Monday live from Gillette Stadium each Monday, kicking off with Dennis & Callahan at 6:00 a.m.

### PATRIOTS FRIDAY ON WEEI

WEEI Sports Radio broadcasts Patriots Friday each week, offering fans a look ahead at the weekend's game, match ups and rivalries. Various Patriots players will be featured on air. WEEI will broadcast Patriots Fridays each week throughout the season, kicking off with Dennis & Callahan at 6:00 a.m., followed by Mutt and Merloni at 10:00 a.m. and The Big Show with Glenn Ordway and Michael Holley from 2:00 to 6:00 p.m.

### 98.5 THE SPORTS HUB PATRIOTS RADIO NETWORK

A new era in Patriots Radio history began in 2009, with the move of the game broadcasts to 98.5 FM, Boston's Sports Hub. The transition to Boston's new all-sports radio station insures that Patriots fans will continue to hear every kick, block and tackle in stereo, and without static, in crystal-clear FM quality. Fans all over New England will be able to listen in to any of 40 stations on the Safety Insurance 98.5 The Sports Hub Patriots Radio Network, starting with Patriots Preview three hours before kickoff, and capped off with Patriots Postgame for three hours after the final gun.



#### FLAGSHIP STATION 98.5 FM Boston's Sports Hub

#### MASSACHUSETTS

WAQY	Springfield	102.1 FM
WBEC	Pittsfield	1420 AM
WPKZ	Fitchburg	1280 AM
WNAW	N. Adams	1230 AM
WBSM	New Bedford	1420 AM
WPVQ	Greenfield	95.3 FM
WSAR	Fall River	1480 AM
WWFX	Worcester	100.1 FM
WXTK	Hyannis	95.1 FM

#### MAINE

WEBB	Augusta	98.5 FM
WWMJ	Bangor	95.7 FM
WBLM	Portland	102.9 FM
WEGP	Presque Isle	1390 AM

#### CONNECTICUT

WCCC	Hartford	106.9 FM
WGCH	Greenwich	1490 AM
WINY	Putnam	1350 AM
WMOS	New London	102.3 FM

#### NEW HAMPSHIRE

WTPL	Concord	107.7 FM
WSAK	Hampton	102.1 FM
WLKZ	Laconia	104.9 FM
WKNE	Keene	99.1 FM
WSHK	Portsmouth	105.3 FM
WGHM	Nashua	1590 AM
WPKQ	N. Conway	103.7 FM
WGAM	Manchester	1250 AM

#### RHODE ISLAND

WPRO	Providence	630 AM
WEAN	Providence	99.7 FM

#### NEBRASKA

KRNP	Sutherland	100.7 FM
------	------------	----------

#### NEW YORK

WUSP	Utica	95.5 FM
WUSP	Utica	1550 AM
WARD	Utica	1480 AM

#### VERMONT

WBTN	Bennington	1370 AM
WORK	Barre	107.1 FM
WKVT	Brattleboro	92.7 FM
WCPV	Burlington	101.3 FM
WEXP	Rutland	101.5 FM
WMOO	Derby Center	92.1 FM
WSTJ	St Johnsbury	1340 AM
WMXR	Woodstock	93.9 FM





# 2012 OFFENSIVE STATISTICS

## WON 1, LOST 2

09/09 W 34-13	at Tennessee	69,143
09/16 L 18-20	Arizona	68,756
09/23 L 30-31	at Baltimore	71,269
09/30	at Buffalo	
10/07	Denver	
10/14	at Seattle	
10/21	New York Jets	
10/28	at St. Louis	
11/11	Buffalo	
11/18	Indianapolis	
11/22	at New York Jets	
12/02	at Miami	
12/10	Houston	
12/16	San Francisco	
12/23	at Jacksonville	
12/30	Miami	

	N.E.	Opp.
TOTAL FIRST DOWNS	83	60
Rushing	27	15
Passing	48	37
Penalty	8	8
3rd Down: Made/Att	18/42	13/36
3rd Down Pct.	42.9	36.1
4th Down: Made/Att	0/0	1/3
4th Down Pct.	0.0	33.3
POSSESSION AVG.	31:15	28:45
TOTAL NET YARDS	1173	1032
Avg. Per Game	391.0	344.0
Total Plays	222	187
Avg. Per Play	5.3	5.5
NET YARDS RUSHING	329	246
Avg. Per Game	109.7	82.0
Total Rushes	97	75
NET YARDS PASSING	844	786
Avg. Per Game	281.3	262.0
Sacked/Yards Lost	7/43	3/8
Gross Yards	887	794
Att./Completions	118/79	109/72
Completion Pct.	66.9	66.1
Had Intercepted	1	2
PUNTS/AVERAGE	14/35.6	13/48.1
NET PUNTING AVG.	14/31.1	13/41.7
PENALTIES/YARDS	21/163	22/204
FUMBLES/BALL LOST	1/0	4/3
TOUCHDOWNS	8	7
Rushing	3	2
Passing	4	5
Returns	1	0

## \* SCORE BY PERIODS Q1 Q2 Q3 Q4 OT PTS

TEAM	23	24	17	18	0	82
OPPONENTS	9	14	21	20	0	64

## \* SCORING TD-Ru-Pa-Rt K-PAT FG S PTS

Gostkowski	0	0	0	0	7/ 7	9/10	0	34
Gronkowski	2	0	2	0			0	12
Bolden	1	1	0	0			0	6
Edelman	1	0	1	0			0	6
Hernandez	1	0	1	0			0	6
Hightower	1	0	0	1			0	6
Ridley	1	1	0	0			0	6
Woodhead	1	1	0	0			0	6
TEAM	8	3	4	1	7/ 7	9/10	0	82
OPPONENTS	7	2	5	0	7/ 7	5/ 5	0	64

2-Pt Conv: TM 0-1, OPP 0-0

SACKS: Cunningham 1, Jones 1, Love 0.5,

Ninkovich 0.5, TM 3, OPP 7

FUM/LOST: Brady 1/0

## \* RUSHING No. Yds Avg Long TD

Ridley	52	233	4.5	20	1
Woodhead	29	72	2.5	10	1
Bolden	7	15	2.1	9	1
Brady	5	7	1.4	7	0
Hernandez	1	5	5.0	5	0
Hilliard	1	2	2.0	2	0
Edelman	2	-5	-2.5	8	0
TEAM	97	329	3.4	20	3
OPPONENTS	75	246	3.3	17	2

## \* RECEIVING No. Yds Avg Long TD

Lloyd	22	237	10.8	27	0
Welker	16	251	15.7	59	0
Gronkowski	14	156	11.1	28	2
Edelman	10	85	8.5	17	1
Hernandez	6	59	9.8	23t	1
Ridley	5	51	10.2	20	0
Woodhead	2	21	10.5	12	0
Branch	2	11	5.5	11	0
Winslow	1	12	12.0	12	0
Hoomanawanui	1	4	4.0	4	0
TEAM	79	887	11.2	59	4
OPPONENTS	72	794	11.0	41	5

## \* INTERCEPTIONS No. Yds Avg Long TD

Gregory	1	36	36.0	36	0
Wilson	1	0	0.0	0	0
TEAM	2	36	18.0	36	0
OPPONENTS	1	0	0.0	0	0

## \* PUNTING No. Yds Avg Net TB In Lg B

Mesko	13	498	38.3	31.1	2	7	56	1
TEAM	14	498	35.6	31.1	2	7	56	1
OPPONENTS	13	625	48.1	41.7	1	6	59	0

## \* PUNT RETURNS Ret FC Yds Avg Long TD

Edelman	6	1	63	10.5	22	0
Welker	0	1	0	---	---	0
TEAM	6	2	63	10.5	22	0
OPPONENTS	3	4	22	7.3	19	0

## \* KICKOFF RETURNS No. Yds Avg Long TD

McCourty	4	98	24.5	28	0
Slater	1	19	19.0	19	0
TEAM	5	117	23.4	28	0
OPPONENTS	10	229	22.9	36	0

## \* FIELD GOALS 1-19 20-29 30-39 40-49 50+

Gostkowski	0/ 0	2/ 2	3/ 3	2/ 3	2/2
TEAM	0/ 0	2/ 2	3/ 3	2/ 3	2/2
OPPONENTS	0/ 0	3/ 3	1/ 1	1/ 1	0/0
Gostkowski: (25G,31G) (46G,34G,51G,53G,42N) (37G,49G,20G)					
OPP: (28G,24G) (38G,47G) (27G)					

## \* PASSING Att Cmp Yds Cmp% Yds/Att TD TD% Int Int% Long Sack/Lost Rating

Brady	118	79	887	66.9	7.52	4	3.4	1	0.8	59	7/	43	97.0
TEAM	118	79	887	66.9	7.52	4	3.4	1	0.8	59	7/	43	97.0
OPPONENTS	109	72	794	66.1	7.28	5	4.6	2	1.8	41	3/	8	95.1



# 2012 DEFENSIVE STATISTICS

Tackle Statistics based on Coaches Film Review

PLAYER Name	TACKLES			SACKS			INTERCEPTIONS				FUMBLES				SP. TEAMS				
	TT	UT	A	S	Yds	QH	Int	Yds	TD	PD	FF	FR	Yds	TD	TT	UT	A	FF	FR
Jerod Mayo	35	29	6	0.0	0.0	0	0	0	0	1	0	0	0	0	0	0	0	0	0
Brandon Spikes	18	11	7	0.0	0.0	2	0	0	0	0	1	0	0	0	0	0	0	0	0
Dont'a Hightower	18	15	3	0.0	0.0	0	0	0	0	0	0	1	6	1	0	0	0	0	0
Devin McCourty	18	13	5	0.0	0.0	0	0	0	0	6	0	0	0	0	0	0	0	0	0
Patrick Chung	16	11	5	0.0	0.0	0	0	0	0	1	0	0	0	0	0	0	0	0	0
Chandler Jones	13	5	8	1.0	1.0	2	0	0	0	0	2	0	0	0	0	0	0	0	0
Kyle Arrington	13	10	3	0.0	0.0	0	0	0	0	1	0	0	0	0	2	2	0	0	0
Steve Gregory	10	8	2	0.0	0.0	0	1	36	0	1	0	0	0	0	0	0	0	0	0
Kyle Love	9	5	4	0.0	0.0	0	0	0	0	0	0	0	0	0	0	0	0	0	0
Vince Wilfork	8	5	3	0.0	0.0	1	0	0	0	0	0	0	0	0	0	0	0	0	0
Tevon Wilson	7	6	1	0.0	0.0	0	1	0	0	2	0	0	0	0	2	2	0	0	0
Rob Ninkovich	7	4	3	1.0	0.0	1	0	0	0	0	0	0	0	0	0	0	0	0	0
Jermaine Cunningham	6	5	1	1.0	7.0	1	0	0	0	0	0	0	0	0	0	0	0	0	0
Ras-I Dowling	4	3	1	0.0	0.0	0	0	0	0	0	0	0	0	0	0	0	0	0	0
Sterling Moore	2	2	0	0.0	0.0	0	0	0	0	0	0	0	0	0	0	0	0	0	0
Trevor Scott	1	1	0	0.0	0.0	1	0	0	0	0	0	0	0	0	1	1	0	0	0
Nate Ebner	0	0	0	0.0	0.0	0	0	0	0	0	0	0	0	0	2	2	0	0	0
Brandon Bolden	0	0	0	0.0	0.0	0	0	0	0	0	0	0	0	0	2	2	0	0	0
Tracy White	0	0	0	0.0	0.0	0	0	0	0	0	0	0	0	0	1	1	0	0	0
Marquice Cole	0	0	0	0.0	0.0	0	0	0	0	0	0	0	0	0	1	1	0	0	0
Matthew Slater	0	0	0	0.0	0.0	0	0	0	0	0	0	0	0	0	2	1	1	0	0
Steven Gostkowski	0	0	0	0.0	0.0	0	0	0	0	0	0	0	0	0	1	1	0	0	0
	<b>185</b>	<b>133</b>	<b>52</b>	<b>3.0</b>	<b>8.0</b>	<b>8</b>	<b>2</b>	<b>36</b>	<b>0</b>	<b>12</b>	<b>3</b>	<b>1</b>	<b>6</b>	<b>1</b>	<b>14</b>	<b>13</b>	<b>1</b>	<b>0</b>	<b>1</b>

FUMBLES - LOST (1-0)				
				Own
No.	Lost	Rec	O.B.	
Tom Brady	1	0	1	0
<b>1</b>	<b>0</b>	<b>1</b>	<b>0</b>	

MISC. OFFENSIVE STATS				
Tkl	Ast	FF	FR	
Julian Edelman	1	0	0	0
<b>1</b>	<b>0</b>	<b>0</b>	<b>0</b>	

KEY	
TT-Total Tackles	Int/Yds-Interceptions/Yards Returned
UT-Unassisted Tackles	PD-Passes Defensed

BLOCKED KICKS		
XP	FG	P
<b>Totals</b>	<b>0</b>	<b>0</b>



# 2012 New England Patriots Roster

AS OF SEPTEMBER 25, 2012

## ALPHABETICAL ROSTER

#	NAME	POS	HT	WT	BORN	YR	COLLEGE	H.S. HOMETOWN
48	Aiken, Danny	LS	6-4	260	8/28/1988	2	Virginia	Roanoke, Va.
24	Arrington, Kyle	CB	5-10	195	8/12/1986	4	Hofstra	Accokeek, Md.
92	Bequette, Jake	DE	6-4	265	2/21/1989	R	Arkansas	Little Rock, Ark.
38	Bolden, Brandon	RB	5-11	220	1/26/1990	R	Mississippi	Baton Rouge, La.
97	Brace, Ron	DL	6-3	330	12/18/1986	4	Boston College	Worcester, Mass.
12	Brady, Tom	QB	6-4	225	8/3/1977	13	Michigan	San Mateo, Calif.
84	Branch, Deion	WR	5-9	195	7/18/1979	11	Louisville	Albany, Ga.
61	Cannon, Marcus	OL	6-5	340	5/6/1988	2	Texas Christian	Odessa, Texas
25	Chung, Patrick	S	5-11	210	8/19/1987	4	Oregon	Rancho Cucamonga, Calif.
23	Cole, Marquice	CB	5-10	195	11/13/1983	4	Northwestern	Hazel Crest, Ill.
63	Connolly, Dan	OL	6-4	310	9/2/1982	7	Southeast Missouri St.	St. Louis, Mo.
96	Cunningham, Jermaine	DE	6-3	255	4/24/1988	3	Florida	Stone Mountain, Ga.
71	Deaderick, Brandon	DL	6-4	305	8/19/1987	3	Alabama	Elizabethtown, Ky.
37	Dennard, Alfonzo	CB	5-10	200	9/9/1989	R	Nebraska	Rochelle, Ga.
21	Dowling, Ras-I	CB	6-1	210	5/9/1988	2	Virginia	Chesapeake, Va.
43	Ebner, Nate	DB	6-0	210	12/14/1988	R	Ohio State	Dublin, Ohio
11	Edelman, Julian	WR	5-10	200	5/22/1986	4	Kent State	Redwood City, Calif.
86	Fells, Daniel	TE	6-4	265	9/23/1983	6	UC Davis	Fullerton, Calif.
98	Forston, Marcus	DL	6-3	305	9/28/1989	R	Miami (Fla.)	Maimi, Fla.
94	Francis, Justin	DE	6-4	270	2/8/1989	R	Rutgers	Opa-Locka, Fla.
3	Gostkowski, Stephen	K	6-1	215	1/28/1984	7	Memphis	Madison, Miss.
28	Gregory, Steve	S	5-11	200	1/8/1983	7	Syracuse	Staten Island, N.Y.
87	Gronkowski, Rob	TE	6-6	265	5/14/1989	3	Arizona	Pittsburgh, Pa.
81	Hernandez, Aaron	TE	6-1	245	11/6/1989	3	Florida	Bristol, Conn.
54	Hightower, Dont'a	LB	6-3	270	3/12/1990	R	Alabama	Lewisburg, Tenn.
47	Hoomanawanui, Michael	TE	6-4	263	7/4/1988	3	Illinois	Bloomington, Ill.
95	Jones, Chandler	DE	6-5	260	2/27/1990	R	Syracuse	Endicott, N.Y.
90	Koutouvides, Niko	LB	6-2	245	3/25/1981	9	Purdue	New Britain, Conn.
85	Lloyd, Brandon	WR	6-0	200	7/5/1981	10	Illinois	Blue Springs, Mo.
74	Love, Kyle	DL	6-1	315	11/18/1986	3	Mississippi State	Fairburn, Ga.
15	Mallett, Ryan	QB	6-6	245	6/5/1988	2	Arkansas	Texarkana, Texas
70	Mankins, Logan	G	6-4	310	3/10/1982	8	Fresno State	Catheys Valley, Calif.
51	Mayo, Jerod	LB	6-1	250	2/23/1986	5	Tennessee	Hampton, Va.
32	McCourtly, Devin	CB	5-10	195	8/13/1987	3	Rutgers	Montvale, N.J.
65	McDonald, Nick	OL	6-4	305	6/27/1987	3	Grand Valley State	Sterling Heights, Mich.
14	Mesko, Zoltan	P	6-5	230	3/6/1986	3	Michigan	Twinsburg, Ohio
29	Moore, Sterling	DB	5-10	200	2/3/1990	2	Southern Methodist	Antioch, Calif.
50	Ninkovich, Rob	DL	6-2	260	2/1/1984	7	Purdue	Blue Island, Ill.
22	Ridley, Stevan	RB	5-11	220	1/27/1989	2	Louisiana State	Natchez, Miss.
99	Scott, Trevor	DE	6-5	250	8/30/1984	5	Buffalo	Potsdam, N.Y.
18	Slater, Matthew	WR	6-0	210	9/9/1985	5	UCLA	Anaheim, Calif.
77	Solder, Nate	T	6-8	320	4/12/1988	2	Colorado	Buena Vista, Colo.
55	Spikes, Brandon	LB	6-2	255	9/3/1987	3	Florida	Shelby, N.C.
64	Thomas, Donald	OL	6-4	305	9/25/1985	5	Connecticut	New Haven, Conn.
34	Verdeen, Shane	RB	5-9	205	5/2/1989	2	California	Valencia, Calif.
76	Vollmer, Sebastian	T	6-8	320	7/10/1984	4	Houston	Kaarst, Germany
83	Welker, Wes	WR	5-9	185	5/1/1981	9	Texas Tech	Oklahoma City, Okla.
62	Wendell, Ryan	OL	6-2	300	3/4/1986	4	Fresno State	Diamond Bar, Calif.
58	White, Tracy	LB	6-0	235	4/14/1981	10	Howard	St. Stephen, S.C.
75	Wilfork, Vince	DL	6-2	325	11/4/1981	9	Miami (Fla.)	Boynton Beach, Fla.
27	Wilson, Tavon	DB	6-0	210	3/19/1990	R	Illinois	Washington, D.C.
82	Winslow, Kellen	TE	6-4	240	7/21/1983	9	Miami (Fla.)	San Diego, Calif.
39	Woodhead, Danny	RB	5-8	200	1/25/1985	5	Chadron State	North Platte, Neb.

## NUMERICAL ROSTER

#	NAME	POS
3	Stephen Gostkowski	K
11	Julian Edelman	WR
12	Tom Brady	QB
14	Zoltan Mesko	P
15	Ryan Mallett	QB
18	Matthew Slater	WR
21	Ras-I Dowling	CB
22	Stevan Ridley	RB
23	Marquice Cole	CB
24	Kyle Arrington	CB
25	Patrick Chung	S
27	Tavon Wilson	DB
28	Steve Gregory	S
29	Sterling Moore	DB
32	Devin McCourtly	CB
34	Shane Vereen	RB
37	Alfonzo Dennard	CB
38	Brandon Bolden	RB
39	Danny Woodhead	RB
43	Nate Ebner	DB
47	Michael Hoomanawanui	TE
48	Danny Aiken	LS
50	Rob Ninkovich	DL
51	Jerod Mayo	LB
54	Dont'a Hightower	LB
55	Brandon Spikes	LB
58	Tracy White	LB
61	Marcus Cannon	OL
62	Ryan Wendell	OL
63	Dan Connolly	OL
64	Donald Thomas	OL
65	Nick McDonald	OL
70	Logan Mankins	G
71	Brandon Deaderick	DL
74	Kyle Love	DL
75	Vince Wilfork	DL
76	Sebastian Vollmer	T
77	Nate Solder	T
81	Aaron Hernandez	TE
82	Kellen Winslow	TE
83	Wes Welker	WR
84	Deion Branch	WR
85	Brandon Lloyd	WR
86	Daniel Fells	TE
87	Rob Gronkowski	TE
90	Niko Koutouvides	LB
92	Jake Bequette	DE
94	Justin Francis	DE
95	Chandler Jones	DE
96	Jermaine Cunningham	DE
97	Ron Brace	DL
98	Marcus Forston	DL
99	Trevor Scott	DE

## PRACTICE SQUAD

#	NAME	POS	HT	WT	BORN	YR	COLLEGE	H.S. HOMETOWN
72	Austin, Thomas	OL	6-4	308	11/14/1986	2	Clemson	Camden, S.C.
46	Develin, James	RB	6-3	251	7/23/1988	2	Brown	Gilbertsville, Pa.
68	Kopa, Matt	OL	6-6	310	2/25/1987	2	Stanford	Elk Grove, Calif.
31	Quarles, Cyhl	S	6-3	212	4/6/1989	R	Wake Forest	Norcross, Ga.
17	Salas, Greg	WR	6-1	209	8/25/1988	2	Hawaii	Chino, Calif.
53	Tarpinian, Jeff	LB	6-3	240	10/16/1987	2	Iowa	Omaha, Neb.
60	Warren, Jeremiah	OL	6-4	320	9/20/1987	R	South Florida	Panama City, Fla.
41	Williams, Malcolm	DB	5-11	205	11/22/1987	2	Texas Christian	Grand Prairie, Texas

## PRACTICE SQUAD

#	NAME	POS
17	Greg Salas	WR
31	Cyhl Quarles	S
41	Malcolm Williams	DB
46	James Develin	RB
53	Jeff Tarpinian	LB
60	Jeremiah Warren	OL
68	Matt Kopa	OL
72	Thomas Austin	OL

## RESERVE/DID NOT REPORT

#	NAME	POS	HT	WT	BORN	YR	COLLEGE	H.S. HOMETOWN
54	Waters, Brian	G	6-3	320	2/18/1977	13	North Texas	Waxahachie, Texas

## RESERVE/DID NOT REPORT

#	NAME	POS
54	Brian Waters	G

## RESERVE/P.U.P. LIST

#	NAME	POS	HT	WT	BORN	YR	COLLEGE	H.S. HOMETOWN
88	Ballard, Jake	TE	6-6	275	12/21/1987	2	Ohio State	Springboro, Ohio
91	Pryor, Myron	DL	6-1	305	6/13/1986	4	Kentucky	Louisville, Ky.

## RESERVE/P.U.P. LIST

#	NAME	POS
91	Myron Pryor	DL
88	Jake Ballard	TE

## RESERVE/N.F.I. LIST

#	NAME	POS	HT	WT	BORN	YR	COLLEGE	H.S. HOMETOWN
66	Zusevics, Markus	T	6-5	300	4/25/1989	R	Iowa	Arlington Heights, Ill.

## RESERVE/N.F.I. LIST

#	NAME	POS
66	Markus Zusevics	T

## EXEMPT/LEFT SQUAD

#	NAME	POS	HT	WT	BORN	YR	COLLEGE	H.S. HOMETOWN
42	Fiammetta, Tony	FB	6-0	250	8/22/1986	4	Syracuse	Walkersville, Md.

## EXEMPT/LEFT SQUAD

#	NAME	POS
42	Tony Fiammetta	FB

## RESERVE/INJURED LIST

#	NAME	POS	HT	WT	BORN	YR	COLLEGE	H.S. HOMETOWN
26	Allen, Will	CB	5-10	195	8/5/1978	12	Syracuse	Syracuse, N.Y.
30	Barrett, Josh	S	6-2	225	11/22/1984	5	Arizona State	Reno, Nev.
42	Demps, Jeff	RB	5-7	191	1/8/1990	R	Florida	Groveland, Fla.
52	Fletcher, Dane	LB	6-2	245	9/14/1986	3	Montana State	Bozeman, Mont.
82	Herman, Brad	TE	6-5	255	12/29/1989	R	Iowa	Metamora, Ill.
69	Hix, Kyle	OL	6-7	315	9/23/1988	2	Texas	Aledo, Tex.
46	Larsen, Spencer	FB	6-2	245	3/4/1984	5	Arizona	Gilbert, Ariz.
71	Richard, Jamey	OL	6-5	295	10/9/1984	5	Buffalo	Weston, Conn.
80	Shiancoe, Visanthe	TE	6-4	250	6/18/1980	10	Morgan State	Laurel, Md.

## RESERVE/INJURED LIST

#	NAME	POS
26	Will Allen	CB
30	Josh Barrett	S
42	Jeff Demps	RB
46	Spencer Larsen	FB
52	Dane Fletcher	LB
69	Kyle Hix	OL
71	Jamey Richard	OL
80	Visanthe Shiancoe	TE
82	Brad Herman	TE

## RESERVE/MILITARY LIST

#	NAME	POS	HT	WT	BORN	YR	COLLEGE	H.S. HOMETOWN
15	White, Shun	WR	5-8	195	12/9/1985	1	Navy	Memphis, Tenn.

## RESERVE/MILITARY LIST

#	NAME	POS
15	Shun White	WR

## HEAD COACH: BILL BELICHICK

**ASSISTANTS:** Josh Boyer, Cornerbacks; Moses Cabrera, Assistant Strength and Conditioning; Ivan Fears, Running Backs; Brian Flores, Safeties;

George Godsey, Tight Ends; Patrick Graham, Defensive Line; Pepper Johnson, Linebackers; Joe Judge, Special Teams Assistant; Josh McDaniels, Offensive Coordinator/Quarterbacks;

Harold Nash, Head Strength and Conditioning; Scott O'Brien, Special Teams; Chad O'Shea, Receivers; Matt Patricia, Defensive Coordinator; Dante Scarnecchia, Assistant Head Coach/Offensive Line





# 2012 Numerical Roster

September 25, 2012

3	Stephen Gostkowski	K	6-1	215	28	7	Memphis	D4b-06
11	Julian Edelman	WR	5-10	200	26	4	Kent State	D7a-09
12	Tom Brady	QB	6-4	225	35	13	Michigan	D6b-00
14	Zoltan Mesko	P	6-5	230	26	3	Michigan	D5-10
15	Ryan Mallett	QB	6-6	245	24	2	Arkansas	D3b-11
18	Matthew Slater	WR	6-0	210	27	5	UCLA	D5-08
21	Ras-I Dowling	CB	6-1	210	24	2	Virginia	D2a-11
22	Stevan Ridley	RB	5-11	220	23	2	Louisiana State	D3a-11
23	Marquice Cole	CB	5-10	195	28	4	Northwestern	FA-12
24	Kyle Arrington	CB	5-10	195	26	4	Hofstra	FA-09
25	Patrick Chung	S	5-11	210	25	4	Oregon	D2a-09
27	Tavon Wilson	DB	6-0	210	22	R	Illinois	D2-12
28	Steve Gregory	S	5-11	200	29	7	Syracuse	UFA(SD)-12
29	Sterling Moore	DB	5-10	200	22	2	Southern Methodist	FA-11
32	Devin McCourty	CB	5-10	195	25	3	Rutgers	D1-10
34	Shane Vereen	RB	5-9	205	23	2	California	D2b-11
37	Alfonzo Dennard	DB	5-10	200	23	R	Nebraska	D7a-12
38	Brandon Bolden	RB	5-11	220	22	R	Mississippi	FA-12
39	Danny Woodhead	RB	5-8	200	27	5	Chadron State	FA-10
43	Nate Ebner	DB	6-0	210	23	R	Ohio State	D6-12
47	Michael Hoomanawanui	TE	6-4	263	24	3	Illinois	FA-12
48	Danny Aiken	LS	6-4	260	24	2	Virginia	CW(BUF)-11
50	Rob Ninkovich	DL	6-2	260	28	7	Purdue	FA-09
51	Jerod Mayo	LB	6-1	250	26	5	Tennessee	D1-08
54	Dont'a Hightower	LB	6-3	270	22	R	Alabama	D1b-12
55	Brandon Spikes	LB	6-2	255	25	3	Florida	D2c-10
58	Tracy White	LB	6-0	235	31	10	Howard	TR(PHI)-10
61	Marcus Cannon	OL	6-5	340	24	2	Texas Christian	D5a-11
62	Ryan Wendell	OL	6-2	300	26	4	Fresno State	FA-08
63	Dan Connolly	OL	6-4	310	30	7	Southeast Missouri St.	FA(JAX)-08
64	Donald Thomas	OL	6-4	305	27	5	Connecticut	FA-11
65	Nick McDonald	OL	6-4	305	25	3	Grand Valley State	FA-11
70	Logan Mankins	G	6-4	310	30	8	Fresno State	D1-05
71	Brandon Deaderick	DL	6-4	305	25	3	Alabama	D7b-10
74	Kyle Love	DL	6-1	315	25	3	Mississippi State	FA-10
75	Vince Wilfork	DL	6-2	325	30	9	Miami (Fla.)	D1a-04
76	Sebastian Vollmer	T	6-8	320	28	4	Houston	D2d-09
77	Nate Solder	T	6-8	320	24	2	Colorado	D1-11
81	Aaron Hernandez	TE	6-1	245	22	3	Florida	D4-10
82	Kellen Winslow	TE	6-4	240	29	9	Miami (Fla.)	FA-12
83	Wes Welker	WR	5-9	185	31	9	Texas Tech	TR(MIA)-07
84	Deion Branch	WR	5-9	195	33	11	Louisville	FA-12
85	Brandon Lloyd	WR	6-0	200	31	10	Illinois	UFA(STL)-12
86	Daniel Fells	TE	6-4	265	29	6	UC Davis	UFA(DEN)-12
87	Rob Gronkowski	TE	6-6	265	23	3	Arizona	D2a-10
90	Niko Koutouvides	LB	6-2	245	31	9	Purdue	FA-12
92	Jake Bequette	DE	6-5	265	23	R	Arkansas	D3-12
94	Justin Francis	DE	6-4	270	23	R	Rutgers	FA-12
95	Chandler Jones	DE	6-5	260	22	R	Syracuse	D1a-12
96	Jermaine Cunningham	DE	6-3	255	112	3	Florida	D2b-10
97	Ron Brace	DL	6-3	330	25	4	Boston College	D2b-09
98	Marcus Forston	DL	6-3	305	22	R	Miami (Fla.)	FA-12
99	Trevor Scott	DE	6-5	250	28	5	Buffalo	UFA(OAK)-12

## PRACTICE SQUAD

#	NAME	POS	HT	WT	AGE	YR	COLLEGE	ACQ.
17	Greg Salas	WR	6-1	209	23	2	Hawaii	TR(STL)-12
31	Cyhl Quarles	S	6-3	212	23	R	Wake Forest	FA-12
41	Malcolm Williams	DB	5-11	205	24	2	Texas Christian	D7-11
46	James Develin	RB	6-3	251	24	2	Brown	FA-12
53	Jeff Tarpinian	LB	6-3	240	24	2	Iowa	FA-11
60	Jeremiah Warren	OL	6-4	320	25	R	South Florida	FA-12
68	Matt Kopa	OL	6-6	310	25	2	Stanford	FA-11
72	Thomas Austin	OL	6-4	308	25	2	Clemson	FA-12

## RESERVE/DID NOT REPORT

#	NAME	POS	HT	WT	AGE	YR	COLLEGE	ACQ.
54	Brian Waters	G	6-3	320	35	13	North Texas	FA-11

## RESERVE/P.U.P. LIST

#	NAME	POS	HT	WT	AGE	YR	COLLEGE	DATE
88	Jake Ballard	TE	6-6	275	24	2	Ohio State	(8/27/12)
91	Myron Pryor	DL	6-1	305	26	4	Kentucky	(8/27/12)

## RESERVE/N.F.I. LIST

#	NAME	POS	HT	WT	AGE	YR	COLLEGE	DATE
66	Markus Zusevics	T	6-5	300	23	R	Iowa	(8/27/12)

## EXEMPT/LEFT SQUAD

#	NAME	POS	HT	WT	AGE	YR	COLLEGE	ACQ.
42	Tony Fiammetta	FB	6-0	250	26	4	Syracuse	FA-12

## RESERVE/INJURED LIST

#	NAME	POS	HT	WT	AGE	YR	COLLEGE	INJURY (IR date)
26	Will Allen	CB	5-10	195	34	12	Syracuse	knee (8/27/12)
30	Josh Barrett	S	6-2	225	27	5	Arizona State	groin (8/27/12)
42	Jeff Demps	RB	5-7	191	22	R	Florida	knee (8/31/12)
46	Spencer Larsen	FB	6-2	245	28	5	Arizona	knee (8/27/12)
52	Dane Fletcher	LB	6-2	245	26	3	Montana State	knee (8/14/12)
69	Kyle Hix	OL	6-7	315	24	2	Texas	shoulder (8/21/12)
71	Jamey Richard	OL	6-5	295	27	5	Buffalo	head (8/2/12)
80	Visanthe Shiancoe	TE	6-4	250	32	10	Morgan State	(9/5/12)
82	Brad Herman	TE	6-5	255	22	R	Iowa	Achilles (6/12/12)

## RESERVE/MILITARY LIST

#	NAME	POS	HT	WT	AGE	YR	COLLEGE	DATE
15	Shun White	WR	5-8	195	26	1	Navy	(8/17/09)



# 2012 Transactions

UPDATED: September 25, 2012

## JANUARY, 2012

1/12/2012 Hartline, Mike Signed a future contract

## FEBRUARY, 2012

2/7/2012 Carter, Markell Signed a future contract  
2/7/2012 Davis, Britt Signed a future contract  
2/7/2012 Kopa, Matt Signed a future contract  
2/7/2012 Lavarias, Aaron Signed a future contract  
2/7/2012 Rivera, Mike Signed a future contract  
2/7/2012 Underwood, Tiquan Signed a future contract  
2/7/2012 Ventrone, Ross Signed a future contract  
2/14/2012 Kettani, Eric Signed a future contract  
2/22/2012 Ohmberger, Rich Released  
2/22/2012 Wright, Mike Released

## MARCH, 2012

3/5/2012 Welker, Wes Designated Franchise Player  
3/13/2012 Hoyer, Brian Tendered contract  
3/13/2012 Love, Kyle Tendered contract  
3/15/2012 Slater, Matthew Signed  
3/15/2012 Harrison, Marcus Signed  
3/16/2012 Gregory, Steve Signed  
3/16/2012 White, Tracy Signed  
3/17/2012 Gonzalez, Anthony Signed  
3/19/2012 Cole, Marquice Signed  
3/19/2012 Scott, Trevor Signed  
3/20/2012 Connolly, Dan Signed  
3/20/2012 Fanene, Jonathan Signed  
3/20/2012 Fells, Daniel Signed  
3/20/2012 Lloyd, Brandon Signed  
3/20/2012 Cox, Christian Released  
3/21/2012 Allen, Will Signed  
3/21/2012 Gallery, Robert Signed  
3/23/2012 Hoyer, Brian Signed  
3/23/2012 Stallworth, Donte' Signed  
3/26/2012 Polite, Lousaka Released  
3/30/2012 Branch, Deion Signed  
3/30/2012 Fiammetta, Tony Signed  
3/30/2012 Larsen, Spencer Signed

## APRIL, 2012

4/5/2012 Carpenter, Bobby Signed  
4/16/2012 Koppen, Dan Signed  
4/16/2012 Koepllin, Chris Signed  
4/26/2012 Jones, Chandler Drafted  
4/26/2012 Hightower, Dont'a Drafted  
4/27/2012 Wilson, Tavon Drafted  
4/27/2012 Bequette, Jake Drafted  
4/28/2012 Ebner, Nate Drafted  
4/28/2012 Dennard, Alfonzo Drafted  
4/28/2012 Ebert, Jeremy Drafted

## MAY, 2012

5/3/2012 Warren, Gerard Signed  
5/3/2012 Underwood, Tiquan Released  
5/7/2012 Light, Matt Announced his retirement  
5/7/2012 Gaffney, Jabar Signed  
5/10/2012 Addai, Joseph Signed  
5/10/2012 Bolden, Brandon Signed  
5/10/2012 Forston, Marcus Signed  
5/10/2012 Francis, Justin Signed  
5/10/2012 Herman, Brad Signed  
5/10/2012 Roark, Matt Signed  
5/10/2012 Warren, Jeremiah Signed  
5/10/2012 Zusevics, Markus Signed  
5/15/2012 Wilosn, Tavon Signed/Draft Choice  
5/15/2012 Hartline, Mike Released  
5/17/2012 Ebert, Jeremy Signed/Draft Choice  
5/18/2012 Opperud, Jon Signed  
5/21/2012 Ebner, Nate Signed/Draft Choice  
5/21/2012 Welker, Wes Signed Franchise Tender  
5/23/2012 Jones, Chandler Signed/Draft Choice  
5/29/2012 Dennard, Alfonzo Signed/Draft Choice  
5/29/2012 Melillo, Nick Signed  
5/29/2012 Richard, Jamey Signed  
5/29/2012 Gonzalez, Anthony Released

## JUNE, 2012

6/7/2012 Scaife, Bo Signed  
6/7/2012 Carter, Markell Released  
6/7/2012 Melillo, Nick Released  
6/7/2012 Ochocinco, Chad Released  
6/7/2012 Opperud, Jon Released  
6/11/2012 Holley, Jesse Signed  
6/11/2012 Ingersoll, Mike Signed  
6/11/2012 Urban, Tyler Signed  
6/12/2012 Ballard, Jake Claimed off Waivers (NYG)

## Continued

## June, 2012

6/12/2012 Herman, Brad Placed on Reserve/Injured (Achilles)  
6/15/2012 Bequette, Jake Signed/Draft Choice  
6/19/2012 Ingersoll, Mike Released  
6/19/2012 Scaife, Bo Released  
6/22/2012 Ihedigbo, James Signed

## July, 2012

7/19/2012 Hightower, Don't'a Signed/Draft Choice  
7/20/2012 Roark, Matt Released  
7/23/2012 Love, Kyle Signed  
7/25/2012 Bulman, Tim Signed  
7/25/2012 Shiancoe, Visanthe Signed  
7/25/2012 Addai, Joseph Released  
7/27/2012 Weems, Darriion Signed

## August, 2012

8/2/2012 Dennis, Derek Signed  
8/2/2012 Waldron, Dustin Claimed off Waivers (MIA)  
8/2/2012 Richard, Jamey Placed on Reserve/Injured (head)  
8/4/2012 Huggins, Kareem Signed  
8/4/2012 Martin, Derrick Signed  
8/4/2012 Gallery, Robert Announced his retirement  
8/4/2012 Fiammetta, Tony Placed on Exempt/Left Squad  
8/5/2012 Huggins, Kareem Released  
8/8/2012 Hill, Kyle Signed  
8/14/2012 Davis, Britt Released  
8/14/2012 Fletcher, Dane Placed on Reserve/Injured (knee)  
8/17/2012 Demps, Jeff Signed  
8/21/2012 Hix, Kyle Placed on Reserve/Injured (shoulder)  
8/21/2012 Fanene, Jonathan Released  
8/21/2012 Hill, Kyle Released  
8/21/2012 Koepllin, Chris Released  
8/27/2012 Ballard, Jake Placed on Reserve/PUP  
8/27/2012 Pryor, Myron Placed on Reserve/PUP  
8/27/2012 Zusevics, Markus Placed on Reserve/N.F.I.  
8/27/2012 Allen, Will Placed on Reserve/Injured (knee)  
8/27/2012 Barrett, Josh Placed on Reserve/Injured (groin)  
8/27/2012 Larsen, Spencer Placed on Reserve/Injured (knee)  
8/27/2012 Bulman, Tim Released  
8/27/2012 Gaffney, Jabar Released  
8/27/2012 Stallworth, Donte' Released  
8/27/2012 Ventrone, Ross Released  
8/27/2012 Warren, Gerard Released  
8/27/2012 Taylor, Kerry Claimed off Waivers (MIN)  
8/31/2012 Demps, Jeff Placed on Reserve/Injured (knee)  
8/31/2012 Branch, Deion Released  
8/31/2012 Brown, Sergio Released  
8/31/2012 Dennis, Derek Released  
8/31/2012 Ebert, Jeremy Released  
8/31/2012 Harrison, Marcus Released  
8/31/2012 Holley, Jesse Released  
8/31/2012 Hoyer, Brian Released  
8/31/2012 Ihedigbo, James Released  
8/31/2012 Kettani, Eric Released  
8/31/2012 Kopa, Matt Released  
8/31/2012 Koppen, Dan Released  
8/31/2012 Koutouvides, Niko Released  
8/31/2012 Lavarias, Aaron Released  
8/31/2012 Martin, Derrick Released  
8/31/2012 Silvestro, Alex Released  
8/31/2012 Tarpinian, Jeff Released  
8/31/2012 Taylor, Kerry Released  
8/31/2012 Urban, Tyler Released  
8/31/2012 Waldron, Dustin Released  
8/31/2012 Warren, Jeremiah Released  
8/31/2012 Weems, Darriion Released  
8/31/2012 Williams, Malcolm Released

## SEPTEMBER, 2012

9/1/2012 Salas, Greg Acquired via Trade (STL)  
9/1/2012 Tennant, Matt Claimed off Waivers (NO)  
9/1/2012 Carpenter, Bobby Released  
9/1/2012 Austin, Thomas Signed to the practice squad  
9/1/2012 Kettani, Eric Signed to the practice squad  
9/1/2012 Kirkland, Sam Signed to the practice squad  
9/1/2012 Kopa, Matt Signed to the practice squad  
9/1/2012 Silvestro, Alex Signed to the practice squad  
9/1/2012 Tarpinian, Jeff Signed to the practice squad  
9/1/2012 Williams, Malcolm Signed to the practice squad  
9/2/2012 Develin, James Signed to the practice squad  
9/4/2012 Hilliard, Lex Signed  
9/4/2012 Tennant, Matt Released  
9/5/2012 Hoomanawanui, Michael Signed  
9/5/2012 Shiancoe, Visanthe Placed on Reserve/Injured (designated for return)  
9/5/2012 Taylor, Kerry Signed to the practice squad



# 2012 Transactions

---

Continued

## SEPTEMBER, 2012

9/5/2012	Warren, Jeremiah	Signed to the practice squad
9/5/2012	Kettani, Eric	Released from the practice squad
9/5/2012	Kirkland, Sam	Released from the practice squad
9/12/2012	Quarles, Cyhl	Signed to the practice squad
9/12/2012	Silvestro, Alex	Released from the practice squad
9/19/2012	Branch, Deion	Signed
9/19/2012	Koutouvides, Niko	Signed
9/19/2012	Winslow, Kellen	Signed
9/19/2012	Hilliard, Lex	Released
9/19/2012	Rivera, Mike	Released
9/19/2012	Salas, Greg	Released
9/20/2012	Salas, Greg	Signed to the practice squad
9/20/2012	Taylor, Kerry	Released from the practice squad





# 2012 Positional Roster

September 25, 2012

DEFENSE (26)							
#	NAME	POS	HT	WT	BORN	YR	H.S. HOMETOWN
<b>DEFENSIVE LINE (11)</b>							
92	Bequette, Jake	DE	6-5	265	2/21/1989	R	Little Rock, Ark.
97	Brace, Ron	DL	6-3	330	12/18/1986	4	Worcester, Mass.
96	Cunningham, Jermaine	DE	6-3	255	4/24/1988	3	Florida
71	Deaderick, Brandon	DL	6-4	305	8/19/1987	3	Alabama
98	Forston, Marcus	DL	6-3	305	9/28/1989	R	Miami (Fla.)
94	Francis, Justin	DE	6-4	270	2/8/1989	R	Rutgers
95	Jones, Chandler	DE	6-5	260	2/27/1990	R	Syracuse
74	Love, Kyle	DL	6-1	315	11/18/1986	3	Mississippi State
99	Scott, Trevor	DE	6-5	250	8/30/1984	5	Buffalo
50	Ninkovich, Rob	DL	6-2	260	2/1/1984	7	Purdue
75	Wilfork, Vince	DL	6-2	325	11/4/1981	9	Miami (Fla.)
<b>LINEBACKER (5)</b>							
54	Hightower, Dont'a	LB	6-3	270	3/12/1990	R	Alabama
90	Koutouvides, Niko	LB	6-2	245	3/25/1981	9	Purdue
51	Mayo, Jerod	LB	6-1	250	2/23/1986	5	Tennessee
55	Spikes, Brandon	LB	6-2	255	9/3/1987	3	Florida
58	White, Tracy	LB	6-0	235	4/14/1981	10	Howard
<b>DEFENSIVE BACK (10)</b>							
24	Arrington, Kyle	CB	5-10	195	8/12/1986	4	Hofstra
25	Chung, Patrick	S	5-11	210	8/19/1987	4	Oregon
23	Cole, Marquice	CB	5-10	195	11/13/1983	4	Northwestern
37	Dennard, Alfonzo	CB	5-10	200	9/9/1989	R	Nebraska
21	Dowling, Ras-I	CB	6-1	210	5/9/1988	2	Virginia
43	Ebner, Nate	DB	6-0	210	12/14/1988	R	Ohio State
28	Gregory, Steve	S	5-11	200	1/8/1983	7	Syracuse
32	McCourtly, Devin	CB	5-10	195	8/13/1987	3	Rutgers
29	Moore, Sterling	DB	5-10	200	2/3/1990	2	Southern Methodist
27	Wilson, Tavon	DB	6-0	210	3/19/1990	R	Illinois
<b>OFFENSE (24)</b>							
#	NAME	POS	HT	WT	BORN	YR	H.S. HOMETOWN
<b>OFFENSIVE LINE (8)</b>							
61	Cannon, Marcus	OL	6-5	340	5/6/1988	2	Texas Christian
63	Connolly, Dan	OL	6-4	310	9/2/1982	7	Southeast Missouri St.
70	Mankins, Logan	G	6-4	310	3/10/1982	8	Fresno State
65	McDonald, Nick	OL	6-4	305	6/27/1987	3	Grand Valley State
77	Solder, Nate	T	6-8	320	4/12/1988	2	Colorado
64	Thomas, Donald	OL	6-4	305	9/25/1985	5	Connecticut
76	Vollmer, Sebastian	T	6-8	320	7/10/1984	4	Houston
62	Wendell, Ryan	OL	6-2	300	3/4/1986	4	Fresno State
<b>QUARTERBACK (2)</b>							
12	Brady, Tom	QB	6-4	225	8/3/1977	13	Michigan
15	Mallett, Ryan	QB	6-6	245	6/5/1988	2	Arkansas
<b>WIDE RECEIVER (5)</b>							
84	Branch, Deion	WR	5-9	195	7/18/1979	11	Louisville
11	Edelman, Julian	WR	5-10	200	5/22/1986	4	Kent State
85	Lloyd, Brandon	WR	6-0	200	7/5/1981	10	Illinois
18	Slater, Matthew	WR	6-0	210	9/9/1985	5	UCLA
83	Welker, Wes	WR	5-9	185	5/1/1981	9	Texas Tech
<b>RUNNING BACK (4)</b>							
38	Bolden, Brandon	RB	5-11	220	1/26/1990	R	Mississippi
22	Ridley, Stevan	RB	5-11	220	1/27/1989	2	Louisiana State
34	Vereen, Shane	RB	5-9	205	5/2/1989	2	California
39	Woodhead, Danny	RB	5-8	200	1/25/1985	5	Chadron State
<b>TIGHT END (5)</b>							
86	Fells, Daniel	TE	6-4	265	9/23/1983	6	UC Davis
87	Gronkowski, Rob	TE	6-6	265	5/14/1989	3	Arizona
81	Hernandez, Aaron	TE	6-1	245	11/6/1989	3	Florida
47	Hoomanawanui, Michael	TE	6-4	263	7/4/1988	3	Illinois
82	Winslow, Kellen	TE	6-4	240	7/21/1983	9	Miami (Fla.)
<b>SPECIALISTS (3)</b>							
#	NAME	POS	HT	WT	BORN	YR	H.S. HOMETOWN
<b>SPECIALISTS (3)</b>							
48	Aiken, Danny	LS	6-4	260	8/28/1988	2	Virginia
3	Gostkowski, Stephen	K	6-1	215	1/28/1984	7	Memphis
14	Mesko, Zoltan	P	6-5	230	3/6/1986	3	Michigan
<b>RESERVE/DID NOT REPORT (1)</b>							
#	NAME	POS	HT	WT	BORN	YR	H.S. HOMETOWN
<b>RESERVE/DID NOT REPORT (1)</b>							
54	Waters, Brian	G	6-3	320	2/18/1977	13	North Texas
<b>RESERVE/P.U.P. LIST (2)</b>							
#	NAME	POS	HT	WT	BORN	YR	H.S. HOMETOWN
<b>RESERVE/P.U.P. LIST (2)</b>							
88	Ballard, Jake	TE	6-6	275	12/21/1987	2	Ohio State
91	Pryor, Myron	DL	6-1	305	6/13/1986	4	Kentucky
<b>RESERVE/N.F.I. LIST (1)</b>							
#	NAME	POS	HT	WT	BORN	YR	H.S. HOMETOWN
<b>RESERVE/N.F.I. LIST (1)</b>							
66	Zusevics, Markus	T	6-5	300	4/25/1989	R	Iowa
<b>EXEMPT/LEFT SQUAD (1)</b>							
#	NAME	POS	HT	WT	BORN	YR	H.S. HOMETOWN
<b>EXEMPT/LEFT SQUAD (1)</b>							
42	Fiammetta, Tony	FB	6-0	250	8/22/1986	4	Syracuse
<b>RESERVE/INJURED (9)</b>							
#	NAME	POS	HT	WT	BORN	YR	H.S. HOMETOWN
<b>RESERVE/INJURED (9)</b>							
26	Allen, Will	CB	5-10	195	8/5/1978	12	Syracuse
30	Barrett, Josh	S	6-2	225	11/22/1984	5	Arizona State
42	Demps, Jeff	RB	5-7	191	1/8/1990	R	Florida
52	Fletcher, Dane	LB	6-2	245	9/14/1986	3	Montana State
82	Herman, Brad	TE	6-5	255	12/29/1989	R	Iowa
69	Hix, Kyle	OL	6-7	315	9/23/1988	2	Texas
46	Larsen, Spencer	FB	6-2	245	3/4/1984	5	Arizona
71	Richard, Jamey	OL	6-5	295	10/9/1984	5	Buffalo
80	Shiancoe, Visanthe	TE	6-4	250	6/18/1980	10	Morgan State
<b>RESERVE/MILITARY (1)</b>							
#	NAME	POS	HT	WT	BORN	YR	H.S. HOMETOWN
<b>RESERVE/MILITARY (1)</b>							
15	White, Shun	WR	5-8	195	12/9/1985	1	Navy



# How The Patriots Were Built

UPDATED: September 25, 2012

<u>YEAR</u>	<u>DRAFTEES (29)</u>	<u>VETERAN FREE AGENTS (14)</u>	<u>WAIVERS (1) / TRADES (2)</u>	<u>ROOKIE AND FIRST-YEAR FREE AGENTS (7)</u>
2000	Tom Brady (6b)			
2004	Vince Wilfork (1a)			
2005	Logan Mankins (1)			
2006	Stephen Gostkowski (4b)			
2007			Wes Welker (fa)(tr-MIA)	
2008	Jerod Mayo (1) Matthew Slater (5)	Dan Connolly (fa)(JAX)		Ryan Wendell (fa)
2009	Patrick Chung (2a) Ron Brace (2b) Sebastian Vollmer (2d) Julian Edelman (7a)	Rob Ninkovich (5)(NO)		Kyle Arrington (fa) (PHI)
2010	Devin McCourty (1) Rob Gronkowski (2a) Jermaine Cunningham (2b) Brandon Spikes (2c) Aaron Hernandez (4) Zoltan Mesko (5) Brandon Deaderick (7)	Danny Woodhead (fa)(NYJ)	Tracy White (fa) (tr-PHI)	Kyle Love (fa)
2011	Nate Solder (1) Ras-I Dowling (2a) Shane Vereen (2b) Stevan Ridley (3a) Ryan Mallett (3b) Marcus Cannon (5a)	Nick McDonald (fa)(GB) Donald Thomas (6)(MIA)	Danny Aiken (fa) CW (BUF)	Sterling Moore (fa)
2012	Chandler Jones (1a) Dont'a Hightower (1b) Tavon Wilson (2) Jake Bequette (3) Nate Ebner (6) Alfonzo Dennard (7a)	Deion Branch (2)(NE) Marquice Cole (fa)(OAK) Daniel Fells (fa)(ATL) Steve Gregory (fa)(SD) Michael Hoomanawanui (5)(STL) Niko Koutouvides (4)(SEA) Brandon Lloyd (4)(SF) Trevor Scott (6)(OAK) Kellen Winslow (1)(CLE)		Brandon Bolden (fa) Marcus Forston (fa) Justin Francis (fa)

**NOTE:** Team in parenthesis is the player's prior team  
(#) – indicates round drafted  
(fa) – indicates non-drafted free agents

## RESERVE/INJURED (9)

Will Allen (1) (NYG)  
Josh Barrett (7) CW (DEN)  
Jeff Demps (fa)  
Dane Fletcher (fa)  
Brad Herman (fa)  
Kyle Hix (fa)  
Spencer Larsen (6) (DEN)  
Jamey Richard (7)(IND)  
Visanthe Shiancoe (3)(NYG)  
RESERVE/DID NOT REPORT (1)  
Brian Waters (fa)(DAL)

## RESERVE/MILITARY (1)

Shun White (fa)

## EXEMPT/LEFT SQUAD (1)

Tony Fiammetta (4)(CAR)

## RESERVE/P.U.P. LIST (2)

Jake Ballard (fa) CW (NYG)  
Myron Pryor (6b)

## RESERVE/N.F.I. LIST (1)

Markus Zusevics (fa)



# UNOFFICIAL DEPTH CHART

Unofficial depth chart compiled by Patriots media relations, September 25, 2012

## OFFENSE

<b>WR:</b>	83 Wes Welker	11 Julian Edelman		
<b>LT:</b>	77 Nate Solder	61 Marcus Cannon		
<b>LG:</b>	70 Logan Mankins	62 Ryan Wendell		
<b>C:</b>	62 Ryan Wendell	65 Nick McDonald		
<b>RG:</b>	63 Dan Connolly	64 Donald Thomas		
<b>RT:</b>	76 Sebastian Vollmer	61 Marcus Cannon		
<b>TE:</b>	87 Rob Gronkowski	81 Aaron Hernandez	86 Daniel Fells	47 Michael Hoomanawanui 82 Kellen Winslow
<b>WR:</b>	85 Brandon Lloyd	84 Deion Branch	18 Matthew Slater	
<b>QB:</b>	12 Tom Brady	15 Ryan Mallett		
<b>RB:</b>	39 Danny Woodhead	34 Shane Vereen		
<b>RB:</b>	22 Stevan Ridley	<u>38 Brandon Bolden</u>		

## DEFENSE

<b>LE:</b>	50 Rob Ninkovich	96 Jermaine Cunningham	99 Trevor Scott	<u>92 Jake Bequette</u>
<b>DT:</b>	75 Vince Wilfork	97 Ron Brace	<u>98 Marcus Forston</u>	
<b>DT:</b>	74 Kyle Love	<u>94 Justin Francis</u>		
<b>RE:</b>	<u>95 Chandler Jones</u>	71 Brandon Deaderick		
<b>LB:</b>	51 Jerod Mayo	58 Tracy White		
<b>LB:</b>	55 Brandon Spikes	90 Niko Koutouvides		
<b>LB:</b>	<u>54 Dont'a Hightower</u>	90 Niko Koutouvides		
<b>LCB:</b>	32 Devin McCourty	29 Sterling Moore	<u>37 Alfonzo Dennard</u>	
<b>RCB:</b>	24 Kyle Arrington	21 Ras-I Dowling	23 Marquice Cole	
<b>S:</b>	28 Steve Gregory	<u>27 Tavon Wilson</u>		
<b>S:</b>	25 Patrick Chung	<u>43 Nate Ebner</u>		

## SPECIAL TEAMS

<b>K:</b>	3 Stephen Gostkowski	
<b>P:</b>	14 Zoltan Mesko	
<b>H:</b>	14 Zoltan Mesko	
<b>PR:</b>	11 Julian Edelman	83 Wes Welker
<b>KR:</b>	32 Devin McCourty	18 Matthew Slater
<b>LS:</b>	48 Danny Aiken	

## PRONUNCIATION GUIDE

Jake Bequette	BECK-it	Niko Koutouvides	NEE-koh KOO-tah-VEE-dees
Marquice Cole	mar-KWEECE	Jerod Mayo	je-ROD
Brandon Deaderick	DEAD-er-rick	Zoltan Mesko	ZOLE-tahn
Alfonzo Dennard	DENN-erd	Stevan Ridley	STEE-ven
Ras-I Dowling	ross-EYE	Nate Solder	SOLD-er
Nate Ebner	EBB-ner	Shane Vereen	vuh-REEN
Stephen Gostkowski	gust-OW-ski	Ryan Wendell	WHEN-dell
Dont'a Hightower	don-TAY	Tavon Wilson	TAY-von
Michael Hoomanawanui	Ho-oh-mah-nah-wah-noo-wee		