



PATRIOTS TRAVEL TO BALTIMORE TO FACE THE RAVENS ON SUNDAY NIGHT

MEDIA SCHEDULE

WEDNESDAY, SEPTEMBER 19

10:45-11:30 Media Check-In
 11:10-11:20 Tom Brady Availability
 (Visitor's Locker Room)
 11:15-12:00 Open Locker Room
 12:00 Ed Reed and John Harbaugh
 Conference Calls
 12:40-12:55 Bill Belichick Press Conference
 (Red Level Press Box)
 Approx. 1:15 Local Media Access to Practice

THURSDAY, SEPTEMBER 20

10:45-11:30 Media Check-In
 11:15-12:00 Open Locker Room
 Approx. 1:15 Local Media Access to Practice

FRIDAY, SEPTEMBER 21

TBD Media Check-In
 TBD Bill Belichick Press Conference
 TBD Open Locker Room
 TBD Local Media Access to Practice

2012 PATRIOTS SCHEDULE

REGULAR SEASON (1-1)

Sun., Sept. 9	at Tennessee	34-13	W
Sun., Sept. 16	Arizona	18-20	L
Sun., Sept. 23	at Baltimore	8:20 p.m.	NBC
Sun., Sept. 30	at Buffalo	1:00 p.m.	CBS
Sun., Oct. 7	Denver	4:25 p.m.	CBS
Sun., Oct. 14	at Seattle	4:05 p.m.	CBS
Sun., Oct. 21	N.Y. Jets	4:25 p.m.	CBS
Sun., Oct. 28	at St. Louis	1:00 p.m.	CBS#
Sun., Nov. 4	BYE WEEK		
Sun., Nov. 11	Buffalo	1:00 p.m.	CBS
Sun., Nov. 18	Indianapolis	1:00 p.m.	CBS*
Thurs., Nov. 22	at N.Y. Jets	8:20 p.m.	NBC
Sun., Dec. 2	at Miami	1:00 p.m.	CBS*
Mon., Dec. 10	Houston	8:30 p.m.	ESPN
Sun., Dec. 16	San Francisco	8:20 p.m.	NBC*
Sun., Dec. 23	at Jacksonville	1:00 p.m.	CBS*
Sun., Dec. 30	Miami	1:00 p.m.	CBS*

#Game played in London

*Game Time and Network subject to possible flexible scheduling adjustment.

PATRIOTS MEDIA WEBSITE

The Patriots' media website, located at <http://media.patriots.com>, will be updated for registered users throughout training camp with all the latest media information, schedules, rosters and press releases. In addition to up-to-date media information, the site's archives allow access to all of the Patriots media material dating back to the 2002 season.

NEW ENGLAND PATRIOTS (1-1) at BALTIMORE RAVENS (1-1)

Sunday, September 23, 2012 ★ M&T Bank Stadium (71,008) ★ 8:20 p.m. ET

The New England Patriots will travel to face the Baltimore Ravens in a Sunday Night Football matchup and a rematch of the 2011 AFC Championship Game. The Patriots, who own a perfect 6-0 record against the Ravens in the regular season, beat Baltimore 23-20 in last season's AFC Championship Game to advance to Super Bowl XLVI.

Both teams will be looking to rebound this week after losses last Sunday following big wins in the season opener. The Patriots opened the season with a 34-13 win at Tennessee, while Baltimore beat Cincinnati, 44-13. Last Sunday, the Patriots lost 20-18 at home against Arizona, while Baltimore lost at Philadelphia, 24-23.

Since the beginning of 2003, the Patriots are 27-3 (.880) in regular season games following a loss, dropping back-to-back regular season games just three times over that span.

The Patriots have played in 90 prime-time games (beginning after 7:00 p.m. ET) and have compiled a 49-41 record in those games. The Patriots are 18-14 all-time on Sunday Night Football, including 6-5 on NBC.

BROADCAST INFORMATION

TELEVISION: The game will be broadcast by **NBC** and can be seen in Boston on **WHDH-TV Channel 7**. **Al Michaels** will handle play-by-play duties with **Cris Collinsworth** providing color. **Michele Tafoya** will serve as the sideline reporter.

RADIO: 98.5 FM, The Sports Hub, is the flagship station for the **Patriots Radio Network**. A complete listing of the network's 40 stations can be found in this press release. Play-by-play broadcaster **Gil Santos** is in his 36th season as the voice of the Patriots and will call the action. Former Patriots quarterback **Scott Zolak** will handle the color commentary, taking over duties for Gino Cappelletti. Cappelletti, a member of the original Boston Patriots in 1960 and the all-time leading scorer in the American Football League's history, retired from the broadcast team after 31 years as the team's iconic color analyst.

NATIONAL RADIO: This week's game will be broadcast to a national audience by **Dial Global Radio Sports**. **Kevin Kugler** and **James Lofton** will call the game. **Hub Arkush** will provide sideline analysis.

NFL'S BEST ROAD WARRIORS SINCE ROBERT KRAFT PURCHASED THE TEAM IN 1994

Since Robert Kraft purchased the Patriots in 1994, the team has the best regular-season road record at 87-58 (.600).

TEAM	RECORD	PCT.
New England	87-58	.600
Pittsburgh	81-64	.558
Indianapolis	76-69	.524
N.Y. Giants	75-68-1	.524
Philadelphia	75-68-2	.524
Green Bay	75-69	.521

MEDIA CONTACTS

PATRIOTS MEDIA RELATIONS OFFICE: 508-384-4203

Stacey James, Vice President of Media Relations, staceyj@patriots.com, 508-384-9105

Aaron Salkin, Asst. Director of Media Relations, aarons@patriots.com, 508-326-6870

Christy Berkery, Social Media Manager, christyb@patriots.com, 508-549-0518

Michael Jurovaty, Media Relations Coord., mjurovaty@patriots.com, 508-326-6187

Cecily Faenza, Media Relations Coordinator, cecilyf@patriots.com, 774-254-7917

Jeff Cournoyer, Dir. of Corporate Communications, jeffco@patriots.com, 508-549-049



ROBERT KRAFT NEWS & NOTES

Since Robert Kraft purchased the team in 1994, the Patriots have experienced one of the most dramatic turnarounds in the history of sports. Now in his 19th season of ownership, Kraft has transformed one of the league's least successful clubs into what many observers view as a model NFL franchise. In the five seasons immediately preceding his purchase (1989-93), the Patriots were a moribund team, winning just 19 of 80 games (.238 pct.) and recording the worst record in the NFL over that span. When he bought the franchise on Jan. 21, 1994, Kraft announced his intention to bring a championship to New England, a tall order considering the team's previous success rate. But under Kraft's leadership, the Patriots have won more division titles (11), conference crowns (6) and Super Bowl championships (3) than any other NFL team. The Patriots have made six Super Bowl appearances since Kraft purchased the team, a period during which no other NFL franchise has earned more than four berths. In Kraft's other 18 seasons, the Patriots qualified for the playoffs 13 times, more than doubling the franchise's accomplishments during its first 34 seasons.



	Pre-Kraft 1960-93	1989-93	Kraft Era 1994-11
Overall Record	225-276-9	19-61	213-106
Winning Pct.	.450	.238	.668
Super Bowl Titles	0	0	3
Conference Titles	1	0	6
Division Titles	3	0	11
Playoff Seasons	6	0	13
Playoff Record	4-6	--	19-10
Home Playoff Games	1	0	15
Home Playoff Record	0-1	--	13-2

A CHAMPIONSHIP TRADITION

MULTIPLE LEAGUE CHAMPIONSHIPS SINCE 2001

Team	League	Titles
Los Angeles Lakers.....	NBA.....	4
New England Patriots.....	NFL.....	3
San Antonio Spurs.....	NBA.....	3

HIGHEST WINNING PERCENTAGE IN MAJOR PROFESSIONAL SPORTS SINCE 1994 (regular season)

Team	League	PCT
San Antonio Spurs.....	NBA.....	.680
New England Patriots.....	NFL.....	.669
Detroit Red Wings.....	NHL.....	.668
Los Angeles Lakers.....	NBA.....	.654
Green Bay Packers.....	NFL.....	.641
Pittsburgh Steelers.....	NFL.....	.640

196-GAME SELLOUT STREAK

In the early 1990s, the Patriots seemed destined for relocation until Robert Kraft's purchase of the team rejuvenated local interest. In 1991, the season ticket base was just 17,635, barely enough to support the club. Now, the season tickets are capped and more than 50,000 fans are on a season ticket waiting list. The Patriots have sold out 196 consecutive home games, including playoff and preseason games (dating back to the 1994 season opener).

SINCE ROBERT KRAFT PURCHASED THE TEAM IN 1994...

TOTAL VICTORIES SINCE 1994 (Regular Season)

New England Patriots.....	194
Green Bay Packers.....	186
Pittsburgh Steelers.....	185
Indianapolis Colts.....	173

TOTAL VICTORIES SINCE 1994 (Incl. Postseason)

New England Patriots.....	213
Pittsburgh Steelers.....	202
Green Bay Packers.....	201
Indianapolis Colts.....	184
Denver Broncos.....	175
Philadelphia Eagles.....	175

WINNING PERCENTAGE SINCE 1994 (Incl. Postseason)

Team	W	L	T	Pct.
New England Patriots.....	213	106	0	.668
Pittsburgh Steelers.....	202	114	1	.639
Green Bay Packers.....	201	115	0	.636
Indianapolis Colts.....	184	129	0	.589
Denver Broncos.....	175	130	0	.574
Philadelphia Eagles.....	175	135	2	.564
New York Giants.....	163	142	1	.534

SUPER BOWL CHAMPIONSHIPS SINCE 1994

New England Patriots.....	3
Green Bay.....	2
Pittsburgh Steelers.....	2
Denver Broncos.....	2
N.Y. Giants.....	2
7 Teams.....	1

CONFERENCE CHAMPIONSHIPS SINCE 1994

New England Patriots.....	6
Pittsburgh Steelers.....	4
Green Bay Packers.....	3
New York Giants.....	3
Denver Broncos.....	2
St. Louis Rams.....	2
Indianapolis Colts.....	2
14 Teams.....	1

DIVISION CHAMPIONSHIPS SINCE 1994

New England Patriots.....	11
Pittsburgh Steelers.....	10
Green Bay Packers.....	8
Indianapolis Colts.....	8

PLAYOFF VICTORIES SINCE 1994

New England Patriots.....	19
Pittsburgh Steelers.....	17
Green Bay Packers.....	15
Philadelphia Eagles.....	11
Indianapolis Colts.....	11

PLAYOFF GAMES PLAYED SINCE 1994

New England Patriots.....	29
Pittsburgh Steelers.....	27
Green Bay Packers.....	26
Indianapolis Colts.....	23
Philadelphia Eagles.....	22
Baltimore Ravens.....	17

PLAYOFF SEASONS SINCE 1994

New England Patriots.....	13
Indianapolis Colts.....	13
Green Bay Packers.....	13
Pittsburgh Steelers.....	12
Philadelphia Eagles.....	11
Dallas Cowboys.....	9

PLAYOFF WINNING PERCENTAGE SINCE 1994

Team	W	L	Pct.
New England Patriots.....	19	10	.655
Pittsburgh Steelers.....	17	10	.630
New York Giants.....	10	6	.625
Arizona Cardinals.....	5	3	.625
Denver Broncos.....	9	6	.600
New Orleans Saints.....	6	4	.600
Carolina Panthers.....	6	4	.600
New Baltimore Ravens.....	10	7	.588

MOST PRO BOWLERS DRAFTED SINCE 1994

Since Robert Kraft's purchase of the Patriots in 1994, the team has drafted more Pro Bowl players than any other NFL team.

Rank	Team	Players
1.	New England	20
2.	Green Bay	19
3.	Pittsburgh	18
4.	Philadelphia	15
	Baltimore	15



PATRIOTS HOME DOMINANCE



Since the Patriots opened Gillette Stadium in 2002, they have celebrated more regular season and postseason wins than any other team in the NFL. The Patriots have the highest point differential at home in that time and are among the top three offensive and defensive leaders at home. The Patriots home dominance is especially strong against NFC teams.

REGULAR SEASON HOME RECORD SINCE 2002

Rank	Team	W	L	T	Pct.
1	New England	67	14	0	0.827
2	Baltimore	62	19	0	0.765
3	Indianapolis	60	21	0	0.741
4	Pittsburgh	59	21	1	0.735
5	San Diego	56	25	0	0.691

HOME PLAYOFF RECORD SINCE 2002 (MIN. 5 GAMES)

Rank	Team	W	L	Pct
1	Seattle	5	1	0.833
2	New England	9	2	0.818
3t	Philadelphia	5	2	0.714
3t	Pittsburgh	5	2	0.714
5	Indianapolis	6	3	0.667

HOME RECORD SINCE 2002 (INCLUDING PLAYOFFS)

Rank	Team	W	L	T	Pct.
1	New England	76	16	0	0.826
2	Baltimore	63	21	0	0.750
3	Pittsburgh	65	23	1	0.736
4	Indianapolis	66	24	0	0.733
5	San Diego	58	28	0	0.674

HOME RECORD AFTER HALLOWEEN SINCE 2002

Rank	Team	W	L	T	Pct.
1	New England	35	8	0	0.814
2	Green Bay	34	10	0	0.773
3	Baltimore	36	11	0	0.766
4	Indianapolis	37	13	0	0.740
5	San Diego	32	14	0	0.696

HOME RECORD VS. NFC SINCE 2002

Rank	Team	W	L	T	Pct.
1	Pittsburgh	17	2	1	0.875
2t	New England	18	3	0	0.857
2t	Baltimore	18	3	0	0.857
4t	Jacksonville	15	6	0	0.714
4t	Indianapolis	15	6	0	0.715

HOME RECORD VS DIVISIONAL OPPONENTS SINCE 2002

Rank	Team	W	L	T	Pct.
1t	New England	25	5	0	0.833
1t	Indianapolis	25	5	0	0.833
3	Green Bay	24	7	0	0.774
4t	Seattle	22	8	0	0.733
4t	Pittsburgh	22	8	0	0.733
6	San Diego	22	9	0	0.710
7	Minnesota	20	10	0	0.667

POINT DIFFERENTIAL AT HOME SINCE 2002

Rank	Team	Point Differential
1	New England	824
2	Baltimore	727
3	San Diego	660
4	Pittsburgh	621
5	Indianapolis	582

POINTS ALLOWED PER GAME AT HOME SINCE 2002

Rank	Team	Points Allowed
1	Baltimore	15.6
2t	New England	16.7
2t	Pittsburgh	16.7
4	New York Jets	18.2
5t	Jacksonville	18.7
5t	Seattle	18.7

POINTS SCORED PER GAME AT HOME SINCE 2002

Rank	Team	Points Scored
1	San Diego	27.9
2	New England	26.9
3	Green Bay	26.8
4	Indianapolis	26.1
5	New Orleans	25.8



PATRIOTS VS. RAVENS

SERIES HISTORY

The Patriots and Ravens have squared off six times in the regular season and two times in the postseason since the Baltimore franchise was founded following the Cleveland Browns' move to Baltimore in 1996.

New England owns a perfect 6-0 record over Baltimore in the regular season. The Patriots and Ravens played in their first postseason meeting following the 2009 season with Baltimore taking a 33-14 win in a Wild Card matchup at Gillette Stadium on Jan. 10, 2010. The Patriots avenged that loss in the 2011 AFC Championship Game with a 23-20 victory over the Ravens at Gillette Stadium on Jan. 22, 2012 to advance to Super Bowl XLVI.



The Patriots are 2-0 in games against the Ravens in Baltimore. The Patriots won 46-38 on Oct. 6, 1996 at Memorial Stadium and 27-24 on Dec. 3, 2007 in a Monday Night Football game at M&T Bank Stadium.

The first meeting between the teams came during the Ravens' first season in Baltimore, when the Patriots



prevailed 46-38 on Oct. 6, 1996. The 84 total points scored by both teams in that game rank as the second-highest total number of points in a game in Patriots history to the 86 points in a 43-43 tie with Oakland in 1964.

Regular Season - Patriots 6, Ravens 0

Date	Result	Score	H/A	Stadium
10/06/96	W	46-38	A	Memorial Stadium
01/02/00	W	20-3	H	Foxboro Stadium
11/28/04	W	24-3	H	Gillette Stadium
12/03/07	W	27-24	A	M&T Bank
10/04/09	W	27-21	H	Gillette Stadium
10/17/10	W	23-20 (ot)	H	Gillette Stadium

Postseason - Patriots 1, Ravens 1

Date	Result	Score	H/A	Stadium
01/10/10	L	14-33	H	Gillette Stadium
01/22/12	W	23-20	H	Gillette Stadium

TALE OF THE TAPE

2012 Regular Season	New England	Baltimore
Record	1-1	1-1
Divisional Standings	1stT	1stT
Total Yards Gained	777	755
Total Offense (Rank)	388.5 (6)	377.5 (9)
Rush Offense	126.0 (9)	116.5 (10)
Pass Offense	262.5 (8)	261.0 (9)
Points Per Game	26.0 (12t)	33.5 (2t)
Total Yards Allowed	529	808
Total Defense (Rank)	264.5 (2)	404.0 (27)
Rush Defense	62.5 (5)	129.0 (20)
Pass Defense	202.0 (7)	275.0 (26t)
Points Allowed/Game	16.5 (4)	18.5 (6)
Possession Avg.	31:21	26:37
Sacks Allowed/Yards Lost	5/27	5/39
Sacks Made/Yards	3/8	6/42
Total Touchdowns Scored	5	4
Penalties Against/Yards	11/80	12/95
Punts/Avg.	10/32.6	7/48.3
Turnover Differential	+3 (5t)	+4 (4)

PATRIOTS VS. RAVENS PREDECESSORS

From 1970-83, the Patriots faced the Baltimore Colts 27 times, recording a 12-15 record in those games. The Colts moved to Indianapolis prior to the 1984 season and Baltimore was without an NFL team until the Cleveland Browns moved to Baltimore and became the Ravens in 1996. Prior to the move, the Patriots were 4-11 against the Browns, including a 2-4 record against Cleveland while Bill Belichick was the Browns' head coach from 1991-95.

PASSING PERFORMANCES

Tom Brady is slated to start against the Ravens in the regular season for just the fifth time in his career and for the seventh time overall with two postseason meetings, including last season's AFC Championship game. Brady's only game against the Ravens in Baltimore was in 2007, the 27-24 Monday Night Football win on Dec. 3, 2007.

Tom Brady vs. Baltimore (4-0)

Regular Season									
Date	H/A	A	C	Yd	TD	I	W/L	Score	
11/28/04	H	30	15	172	0	0	W	24-3	
12/03/07	A	38	18	257	2	1	W	27-24	
10/04/09	H	32	21	258	1	0	W	27-21	
10/17/10	H	44	27	292	1	2	W	23-20 (ot)	
Totals		144	81	979	4	3	4-0		

Tom Brady vs. Baltimore (1-1)

Postseason									
Date	H/A	A	C	Yd	TD	I	W/L	Score	
01/10/10	H	42	23	154	2	3	L	14-33	
01/22/12	H	36	22	239	0	2	W	23-20	
Total		78	45	393	2	5	2-0		

PATRIOTS VS. AFC NORTH

The Patriots are 15-4 all-time against the AFC North in the regular-season since it was founded in 2002. The only AFC North losses for New England were to the Steelers (3) and Browns (1). New England is 2-1 against the AFC North in the postseason with a 2004 AFC Championship Game win at Pittsburgh, a 2011 AFC Championship win vs. Baltimore and a 2009 loss at home to Baltimore.

LAST REGULAR SEASON MEETING:

PATRIOTS 23, BALTIMORE 20 (overtime)

October 17, 2010 ★ Gillette Stadium

	1	2	3	4	OT	Final
Baltimore Ravens	3	7	7	3	0	20
New England Patriots	7	0	3	10	3	23

Kicker Stephen Gostkowski drilled a 35-yard field goal in overtime to give New England a 23-20 victory over the Baltimore Ravens. QB Tom Brady tallied his 30th career game-winning performance to lead his team to a victory from a fourth quarter deficit after the Patriots were behind 20-10 early in the fourth quarter.

Brady, who finished the game 27-of-44 for 292 yards, completed 16-of-24 passes for 156 yards with one touchdown during the rally as New England scored the final 13 points to get the win. WR Deion Branch, who made his return following four seasons in Seattle, caught a 5-yard touchdown pass from Brady to cap an 8-play, 60-yard drive that cut the deficit to 20-17 early in the fourth quarter. Branch recorded his second highest regular-season total with nine receptions for 98 yards and the touchdown. RB Danny Woodhead helped keep the touchdown drive alive with runs of 14 and 12 yards on back-to-back plays.

The Patriots defense came up big on the ensuing drive when Vince Wilfork and Gerard Warren combined to stop Baltimore QB Joe Flacco on a third-and-1 to force a punt. Brady took over and led a drive from the New England 14-yard line that was highlighted by a 22-yard pass to Branch and a 24-yard pass to TE Rob Gronkowski to help get into position for a 24-yard field goal by Gostkowski to tie the game at 20.



PATRIOTS VS. RAVENS

LAST REGULAR SEASON MEETING: PATRIOTS 23, BALTIMORE 20 (overtime) (continued)

Rookie P Zoltan Mesko boomed a career-long 65-yard punt in overtime to significantly change the field position, giving the Ravens possession at their own 19-yard line after the Patriots faced a fourth-and-6 from their own 16-yard line. The Patriots defense stopped Baltimore on three straight plays, and on the next series Brady completed a 23-yard pass to Branch to get into Baltimore territory and set up the game-winning field goal.

Baltimore scored on its opening drive when K Billy Cundiff capped a 15-play drive with a 26-yard field goal. After both teams exchanged punts, RB BenJarvus Green-Ellis put New England in front with a 2-yard touchdown run. The Ravens took a 10-7 halftime lead after a 16-yard touchdown pass from Flacco to TE Todd Heap and then made it 17-7 when Flacco connected on a 5-yard touchdown pass to WR Anquan Boldin on a play that was set up by a Baltimore interception. A pair of field goals by each team left the Ravens with a 20-10 lead seven seconds into the final quarter.

LAST MEETING: 2011 AFC CHAMPIONSHIP GAME PATRIOTS 23, BALTIMORE 20

January 22, 2010 ★ Gillette Stadium

	1	2	3	4	Final
Baltimore Ravens	0	10	10	0	— 20
New England Patriots	3	10	3	7	— 23

The New England Patriots defeated the Baltimore Ravens 23-20, to advance to their seventh Super Bowl.

The game was sealed when the Patriots prevented Baltimore from scoring on two chances in the final 30 seconds of the game. First, Baltimore WR Lee Evans was stripped of the ball by DB Sterling Moore after briefly hauling in a pass from QB Joe Flacco in the end zone with 27 seconds to play. On the next play, needing a yard for a first down, Flacco threw to TE Dennis Pitta, but once again Moore made a move to make a play and prevent a first down. With a chance to send the game into overtime K Billy Cundiff's 32-yard field goal attempt sailed wide left to secure the New England victory.

The Patriots opened the scoring with a 29-yard field goal by K Stephen Gostkowski on their second drive of the game. On the Patriots' next possession, QB Tom Brady was intercepted and Baltimore took advantage with a field goal drive early in the second quarter to tie the game. New England answered with a 10-play, 75-yard drive that ended with a 7-yard touchdown run by RB BenJarvus Green-Ellis for a 10-3 lead. Baltimore tied the game on the next series when Flacco connected with Pitta on a 6-yard touchdown pass. The Patriots responded with a 63-yard drive that ended in a 35-yard field goal by Gostkowski for a 13-10 halftime lead.

New England extended their lead to 16-10 by taking the second half kickoff and marching 74 yards in 16 plays before Gostkowski drilled a 24-yard field goal.

Baltimore took the lead for the first time in the game on the next series when WR Torrey Smith caught a Flacco pass and broke a tackle en route to a 29-yard touchdown and a 17-16 Ravens lead. RB Danny Woodhead fumbled the ensuing kickoff, allowing Baltimore to take over at the New England 28-yard line and kick a field goal for a 20-16 lead heading into the fourth quarter.

The Patriots took the lead on their first possession in the fourth quarter when Brady dove into the end zone on a fourth-and-one situation from the Baltimore 1-yard line for a 23-20 lead.

CONNECTIONS

New England Ties

- Baltimore Assistant Head Coach/Special Teams Coordinator **Jerry Rosburg** coached the secondary at Boston College from 1997-98.
- Baltimore Defensive Line Coach **Clarence Brooks** attended New Bedford High School (Mass.) and went on to play guard at the University of Massachusetts from 1970-72. Brooks earned All-Conference and All-East honors while playing on the Minutemen offensive line. Brooks returned to UMASS in 1976 as the defensive ends coach and served in that role until he took a position at Syracuse University. Brooks' son **Jason Brooks** serves as the Ravens Offensive Quality Control Coach and has a number of ties to the New England area. Jason was born in Amherst, Mass., served as the assistant defensive backs coach at UMASS in 2007 and coached the wide receivers at Norwich University (Northfield, VT.) in 2008.
- Baltimore Senior Offensive Assistant **Craig Ver Steeg** served as the Harvard University quarterbacks and wide receivers coach from 1994-95.
- Baltimore Assistant Offensive Line Coach **Todd Washington** coached the offensive line for the Hartford Colonials (UFL) in 2010.
- Baltimore Defensive Quality Control Coach **Matt Weiss** is a native of Cheshire, Conn. and attended the Hopkins Grammar School in New Haven, Conn.
- Baltimore Assistant General Manager **Eric DeCosta** is a native of Taunton, Mass. and graduated from Colby College in Waterville, Maine. DeCosta also spent three years as a graduate assistant at Trinity College (Hartford, Conn.).
- Ravens **C Matt Birk** graduated from Harvard University in 1998.
- Baltimore **S James Ihedigbo** played at the University of Massachusetts from 2002-06 and for the Patriots in 2011.
- Baltimore **LB Ricky Brown** played football at Boston College from 2002-05 and was in training camp with the Patriots in 2011.
- Baltimore **CB Corey Graham** played for the University of New Hampshire from 2003-06.
- Baltimore **WR and Return Specialist David Reed** is a native of New London, Conn. and played for New Britain High School until he transferred to New London High School for his senior season.

Baltimore Ties

- Head Coach **Bill Belichick's** first professional coaching job was with the Baltimore Colts in 1975. Belichick held the title of Special Assistant for one season. **Ravens GM and Executive VP Ozzie Newsome** served as a special assignment scout and then as assistant to the head coach – offense/pro personnel under Bill Belichick when Belichick was head coach of the Cleveland Browns.
- **CB Kyle Arrington** is a native of Accokeek, Md. And attended Gwynn Park High School in Brandywine, Md.
- **TE Visanthe Shiancoe** is a native of Laurel, Md. and attended Morgan State University in Baltimore.

Misc.

- **DE Chandler Jones'** older brother **DE Arthur Jones** is in his third season playing for the Ravens.

Former Patriots

- Baltimore Defensive Coordinator **Dean Pees** was a member of the Patriots coaching staff from 2004-09. During his time with New England Pees spent two seasons as the linebackers coach (2004-05) and four seasons as the defensive coordinator (2006-09). In Pees' first season as the Patriots defensive coordinator, his defense set a Patriots franchise record for points allowed per game (14.8) and finished fourth in the NFL in takeaways (35).



PATRIOTS VS. RAVENS

CONNECTIONS (continued)

- **S James Ihedigbo** played for the Patriots in 2011 and went to training camp with the team in 2012.

Former Teammates

- **WR Brandon Lloyd** and Ravens **TE Billy Bajema** were teammates with the San Francisco 49ers in 2005.
- **Lloyd** also played with Ravens **CB Corey Graham** for one season in Chicago (2008).
- **CB Marquice Cole** played with Ravens **S James Ihedigbo** for the New York Jets from 2009-10.

Former College Teammates

- **CB Devin McCourty** played with Ravens **RB Ray Rice** at Rutgers University from 2006-07. Patriots rookie **DE Justin Francis** was a freshman when Rice was a senior (2007).
- Ravens **WR Deonte Thompson** attended the University of Florida and played with **DE Jermaine Cunningham**, **TE Aaron Hernandez** and **LB Brandon Spikes** for three seasons (2007-09).
- **S Patrick Chung** played with Ravens **DT Haloti Ngata** at the University of Oregon from 2004-05. Chung also played with Ravens **TE Ed Dickson** from 2005-08.
- **LB Jerod Mayo** was teammates with Ravens **LS Morgan Cox** at the University of Tennessee from 2005-07.
- **DL Vince Wilfork** played one season at the University of Miami (2001) with Ravens **T Bryant McKinnie** and Ravens **S Ed Reed**.
- Rookie **RB Brandon Bolden** was a freshman at the University of Mississippi when Ravens **T Michael Oher** was a senior.
- Rookie **DE Chandler Jones** played with his brother, Ravens **DE Arthur Jones**, at Syracuse University from 2008-09. Arthur also spent one season at Syracuse playing with Patriots **S Steve Gregory** (2005).
- **DL Kyle Love** played with Ravens **DE Pernell McPhee** at Mississippi State in 2009.
- **LB Dont'a Hightower**, **DL Brandon Deaderick**, Ravens **NT Terrence Cody** and Ravens **LB Courtney Upshaw** were all defensive teammates at the University of Alabama. In 2008 Deaderick was a senior, while Cody, Hightower and Upshaw were all freshmen. Hightower and Upshaw played together for the entirety of their college careers (2008-11) and Cody left for the NFL following the 2009 season.
- **T Nate Solder** and Ravens **CB Jimmy Smith** were teammates for four years at Colorado (2007-10).
- **DL Rob Ninkovich** played with Ravens **S Bernard Pollard** at Purdue University from 2004-05.

PATRIOTS IN SUNDAY NIGHT GAMES

The Patriots are 18-14 all-time on Sunday Night Football.

NBC (6-5)

DATE	OPPONENT	SCORE
09/24/06	vs. DEN	7-17 L
11/07/06	vs. IND	20-27 L
09/16/07	vs. SD	38-14 W
11/18/07	at BUF	56-10 W
11/25/07	vs. PHI	31-28 W
10/12/08	at SD	10-30 L
11/2/08	at IND	15-18 L
11/15/09	at IND	34-35 L
11/14/10	at PIT	39-26 W
12/19/10	vs. GB	31-27 W
11/13/11	at NYJ	3-16 W

ESPN (9-6)

DATE	OPPONENT	SCORE
11/08/87	at NYG	10-17 L
11/20/88	at MIA	6-3 W
12/10/89	at MIA	10-31 L
11/10/91	at MIA	20-30 L
11/27/94	at IND	12-10 W

PATRIOTS IN SUNDAY NIGHT GAMES (continued)

12/01/96	at SD	45-7 W
09/13/98	vs. IND	29-6 W
09/26/99	vs. NYG	16-14 W
12/05/99	vs. DAL	13-6 W
11/18/01	vs. STL	17-24 L
11/17/02	at OAK	20-27 L
12/22/02	vs. NYJ	17-30 L
11/16/03	vs. DAL	12-0 W
11/14/04	vs. BUF	29-6 W
10/30/05	vs. BUF	21-16 W

TNT (2-3)

DATE	OPPONENT	SCORE
10/04/92	at NYJ	21-30 L
09/26/93	at NYJ	7-45 L
10/18/95	vs. DEN	3-37 L
10/27/96	vs. BUF	28-25 W
09/14/97	vs. NYJ	27-24 W ot

ABC (1-0)

DATE	OPPONENT	SCORE
09/24/78	at OAK	21-14 W

New England is 10-5 at home and 5-4 at Gillette Stadium on Sunday Night Football.

PATRIOTS ARE UNDEFEATED AT M&T BANK STADIUM

Baltimore's M&T Bank Stadium is one of five current NFL Stadiums where the Patriots have never lost a regular season game.

CURRENT NFL STADIUMS WHERE THE PATRIOTS ARE UNDEFEATED

Stadium	Record
CenturyLink Field (Seattle)	(1-0)
EverBank Field (Jacksonville)	(2-0)
Ford Field (Detroit)	(2-0)
Lincoln Financial Field (Philadelphia)	(2-0)
M&T Bank Stadium (Baltimore)	(1-0)

WHAT TO LOOK FOR THIS WEEK AT BALTIMORE

BILL BELICHICK

- With a victory over Baltimore, Bill Belichick will earn his 194th career victory, moving him out of a tie with Chuck Knox into sole possession of 8th place all-time.

TOM BRADY

- Tom Brady (40,531) needs 21 passing yards to move past Joe Montana (40,551) into 12th place all-time on the NFL's passing list.
- With one touchdown pass against Baltimore, Brady will extend his streak to 35 straight games with at least one touchdown pass. His current streak is fourth all-time, behind Johnny Unitas (47), Drew Brees (45-current) and Brett Favre (36).
- Brady (3,448) needs 40 completions to move past Kerry Collins (3,487) into 10th place all-time on the NFL's all-time completion list.

STEPHEN GOSTKOWSKI

- Stephen Gostkowski (7-of-10) needs one more 50-yard field goal to tie Adam Vinatieri (8-of-17) for most 50-yard field goals in Patriots history.

WES WELKER

- Wes Welker (6,214) needs 153 receiving yards to move past Troy Brown (6,366) into second place on the New England all-time receiving list. Stanley Morgan is in first place with 10,352 yards.
- Welker needs one reception to extend his streak to 80 straight regular-season games with at least one reception as a member of the Patriots to extend his franchise record. Welker has an overall streak of 96 straight regular-season games with at least one reception, including his time with the Miami Dolphins.



LAST GAME: PATRIOTS VS. CARDINALS

ARIZONA 20, PATRIOTS 18

September 16, 2012 ★ Gillette Stadium

	1	2	3	4	Final
Arizona Cardinals	6	0	7	7	20
New England Patriots	3	3	3	9	18

The New England Patriots missed a potential game-winning field goal when K Stephen Gostkowski's 42-yard field attempt sailed wide left with one second left to play, giving Arizona a 20-18 win against the Patriots and ending the Patriots streak of 10 straight home openers at Gillette stadium.

The Patriots were in position to win the game after LB Brandon Spikes forced a fumble on a hit of RB Ryan Williams, allowing DT Vince Wilfork to recover at the Arizona 30-yard line with 1:01 remaining in regulation. On the second play after the turnover, a 30-yard touchdown run by RB Danny Woodhead was nullified by a holding call against TE Rob Gronkowski. New England then moved to the 24-yard line where QB Tom Brady spiked the ball to stop the clock and set up the game-winning field goal. Gostkowski, who made four field goal in the game, including two 50-yard field goals, had his 42-yard attempt sail wide to the left.

Trailing 20-12 with under six minutes to play, Brady completed 8-of-10 passes for 84 yards capped by a 5-yard touchdown pass to Gronkowski with 2:06 to play. But Brady's 2-point play that would have tied the game was broken up in the end zone.

An interception on New England's first offensive play from scrimmage and a blocked punt in the third quarter helped lead to 10 Arizona points.

After the Cardinals took a 3-0 lead on the game's first possession, Brady's first pass attempt was tipped in the air and intercepted by CB Patrick Peterson at the New England 36-yard line to help set up a field goal for a 6-0 lead.

New England tied the game at the break with a 46 and a 34-yard field goal by Gostkowski, and then took the second half kickoff in a drive that resulted in a 51-yard field goal for a 9-6 lead. On the Patriots next possession, P Zoltan Mesko's punt was blocked by LB Quentin Groves, allowing the Cardinals to take over at the New England 2-yard line. QB Kevin Kolb, who started in place of the injured John Skelton, completed a 2-yard touchdown pass to WR Andre Roberts to give Arizona a 13-9 lead.

Kolb engineered a 9-play, 75-yard drive at the end of the third quarter that resulted in a 5-yard touchdown run in the fourth quarter for a 20-9 lead. Gostkowski tied a career-high with a 53-yard field goal in the fourth quarter with just under seven minutes to play to cut the Arizona lead to 20-12.

WES WELKER BECOMES THE PATRIOTS' ALL-TIME RECEPTION LEADER

Wes Welker became the Patriots' all-time leader in receptions on a 25-yard pass from Tom Brady in the second quarter. That catch was the 558th of Welker's Patriots career, moving him past Troy Brown (557). Welker entered the game one catch behind Brown's mark. Welker finished the day with 5 receptions and now has 562 as a member of the Patriots.

BRADY PASSES JOHNNY UNITAS FOR 13TH PLACE

Tom Brady (40,531 passing yards) moved past Hall of Famer Johnny Unitas (40,239) into 13th place on the NFL's all-time passing list with a 16-yard completion to RB Stevan Ridley in the first quarter. He passed for 316 yards against Arizona and needs 21 passing yards to move past Joe Montana (40,551) into 12th place all-time.

BRADY HAS HIS 46TH 300-YARD GAME

Brady had his 46th career 300-yard game after finishing with 316 yards against Arizona. He is 8th all-time for most 300 yards game in a career. Hall of Famer Warren Moon is in seventh place with 49 300-yard games.

CONSECUTIVE GAMES WITH AT LEAST ONE TOUCHDOWN PASS CONTINUES FOR BRADY

Tom Brady has now thrown at least one touchdown pass in 34 straight regular season games, extending his team mark on a 5-yard touchdown pass to TE Rob Gronkowski in the fourth quarter. Brady's current streak started when he threw a touchdown pass in all 16 games in 2010 and 2011 and now the first two games of 2012. The old team record was 19 games, also set by Brady. Brady's 34 straight games is fourth all-time in NFL history. The NFL record is 47 set by Johnny Unitas, followed by Drew Brees with 45-current and Brett Favre with 36.

GRONKOWSKI MOVES INTO SOLE POSSESSION OF SECOND ON PATS LIST FOR TDS BY A TE

Rob Gronkowski's 5-yard touchdown reception from Tom Brady in the fourth quarter was his 29th touchdown reception for his career, moving him out of a second place tie with Russ Francis (28) into sole possession of second place for most touchdown receptions by a Patriots tight end. Ben Coates is first with 50 touchdown receptions.

PATRIOTS LOSE FIRST OPENER EVER AT GILLETTE STADIUM

The Patriots suffered their first defeat on opening day at Gillette Stadium. The Patriots entered the game with an 10-0 record in home openers at Gillette Stadium, which was the longest active winning streak in home openers in the NFL. The last time the Patriots lost a home opener was Sept. 23, 2001 at Foxboro Stadium when the Patriots fell to the New York Jets, 10-3.

GOSTKOWSKI BECOMES FIRST PATRIOTS KICKER WITH TWO 50 YARDERS IN THE SAME GAME

Stephen Gostkowski drilled a 51-yard field goal in the third quarter and a 53-yarder in the fourth quarter. The 53-yarder ties a career-long. He also had a 53-yarder at Denver on Nov. 11, 2009. It is the first time in Patriots history that a player has connected on two 50-yard field goals in the same game. Gostkowski is 7-of-10 from 50 yards or more during his career. He was 1-of-2 last season when he connected on 50-yarder at the New York Jets (11/13/11) and missed a 51-yarder vs. Miami (12/24/11).

GOSTKOWSKI'S 53-YARDER IS THE LONGEST BY A PATRIOTS PLAYER AT GILLETTE STADIUM

Gostkowski's 53-yard field goal is the longest by a Patriots player at Gillette Stadium, besting his 52-yard field goal vs. Chicago on Nov. 26, 2006. It ties for the second longest field goal ever at Gillette. Buffalo's Rian Lindell (9/10/06) and Cincinnati's Mike Nugent (9/12/10) each had 54-yard field goals at Gillette Stadium.

CHANDLER JONES CONTINUES STRONG START

Rookie Chandler Jones caused an opponent turnover for the second time this season after forcing a fumble in the season opener at Tennessee and vs. Arizona. Jones forced Kevin Kolb to fumble on a third-down rushing play in the second quarter and Tavon Wilson recovered the ball to give the Patriots possession.

JEROD MAYO IS A TACKLING MACHINE

LB Jerod Mayo had a team-leading 13 tackles in the season-opener at Tennessee (9/9) and a team-leading 9 tackles vs. Arizona. Mayo finished the 2011 season with 103 tackles, registering 100 tackles for the fourth straight year. He is the first player in New England history to register 100 tackles in his first four NFL seasons. He is the fifth Patriots player to register at least four consecutive 100 tackle seasons.



QUOTES AND NOTES

GIL SANTOS – THE VOICE OF THE PATRIOTS

For most Patriots fans, there has been but one "Voice of the New England Patriots" and it belongs to Gil Santos. Now in his 36 season, Santos has articulated the sights, sounds and all the play-by-play action for 729 games to millions of Patriots fans. Santos is tied with the Philadelphia Eagles' veteran play-by-play announcer, Merrill Reese, as the two most tenured radio broadcasters in the NFL. Santos began calling games for the Boston Patriots at Fenway Park in 1966. He was the voice of the Patriots for the next 14 seasons (1966-79). He returned to the booth in 1991 and has broadcast every patriots game since then.



NEWLY ACQUIRED PATRIOTS

The Patriots acquired veteran free agnets S Steve Gregory, WR Brandon Lloyd, LB Trevor Scott and TE Visanthe Shiancoe this past offseason. Below are some of their thoughts on joining the Patriots:

From Steve Gregory: On playing with Patrick Chung: "He's a guy that's passionate about football like I am. It's good to have a guy out there that wants to make plays, and you start making plays and it's kind of like a competition. Who can make more? It's great to have him back there with me."

From Brandon Lloyd: "The coaching, the way that the message is delivered and the way that the coaches coach and the players all fall in line. It's been a good experience so far."

From Trevor Scott: "You just know what to expect when you come here. To come in here, I'm going to have big shoes to fill. When I came here, coach (Bill) Belichick said everyone is involved in special teams. I'm just doing whatever I can to help the team win."

From Visanthe Shiancoe: "It's just a well-organized team. I can see I have to work hard here and it's time to work."

AARON HERNANDEZ ON HOW BEING A PATRIOT HAS CHANGED HIM

"This is a place that not only did it change my future from them paying me, but it just changed me as a person," he said. "You can't come here and act reckless and do your own stuff, and [I] was one of the persons that when I came here, I might've acted the way I wanted to act, but you get changed by Bill Belichick's way. You get changed by the Patriots' way. Now that I'm a Patriot, I have to start living like one, and making the right decisions for them."

VINCE WILFORK: REASONS FOR PATRIOTS SUCCESS

Patriots Pro Bowl DL Vince Wilfork, who served as a defensive captain for the Patriots in 2011, says the team's continued success is a result of the entire organization working towards one common goal: "The Patriots are all about team, family and smart football players. They try to get good people here from coaches to guys who work in the front office to guys who put on this uniform. I think everybody has to have one goal in mind, and that's to be together. When you get an organization together that is seeking one goal, you can be pretty successful."

PATRIOTS DEFENSE HOLDS TENNESSEE TO JUST 20 YARDS RUSHING in 2012 OPENER

The Patriots defense held the Titans to just 20 yards rushing on 16 attempts for a 1.3-yard average in the 2012 season opener. The 20 yards rushing allowed are the fifth-lowest total in Patriots history and the lowest total since holding Buffalo to 14 yards rushing on Dec. 11, 2005 in Buffalo.

FEWEST YARDS ALLOWED RUSHING IN A GAME

2 at San Diego, Dec. 17, 2961

14 at Buffalo, Dec. 11, 2005

14 vs. Kansas City, Oct. 11, 1998

19 vs. Houston, Nov. 1, 1963.

20 at Tennessee, Sept. 9, 2012

20 vs. Seattle, Dec. 4, 1988

ANNUAL ACHIEVEMENTS

The Patriots won more than half of their games for the 11th straight year with a 13-3 record in 2011. They are the first team to win more than half of their games in 11 straight seasons since free agency began in 1993.

The Patriots are the fourth team to win more than half of their games in 11 straight seasons since the 1970 AFL-NFL merger, joining the 49ers (16 straight from 1983-1998), the Cowboys (16 straight from 1970-85) and the Raiders (11 straight from 1970-80).

The Patriots have now won nine or more games in 15 of the 18 seasons Robert Kraft has owned the team.

MOST CONSECUTIVE WINNING SEASONS (since 1970 merger)

San Francisco (1983-98) 16

Dallas (1970-85)..... 16

New England (2001-11) 11

Oakland (1970-80) 11

PATRIOTS HAVE THE MOST 9+ WIN SEASONS SINCE 2001

The Patriots are the only team in the NFL to have recorded nine or more wins in each of the last 11 seasons.

MOST SEASONS OF 9+ WINS SINCE 2001

New England.....11

Pittsburgh..... 9

Indianapolis..... 9

Philadelphia 8

PATRIOTS WIN 10+ FOR THE NINTH STRAIGHT YEAR

New England has reached at least 10 regular-season wins for nine consecutive seasons, joining San Francisco (16) and Indianapolis (9) as the only teams to accomplish the feat.

Team	Years	Consecutive Seasons with 10+ Wins
San Francisco	1983-1998	16
New England	2003-present	9
Indianapolis	2002-2010	9

PATRIOTS EARNED NUMBER ONE SEED IN AFC PLAYOFF FIELD FOR SECOND STRAIGHT SEASON

The Patriots were the number one seed in the AFC playoff field for the second straight season in 2011. The Patriots have now earned the number one seed four times (2011, 2010, 2007 and 2003) in the past nine seasons. New England is the first team since Philadelphia (2002, 2003 and 2004) to have the top seed in its conference in at least two straight years and is the first AFC team to have the first seed in two straight years since Buffalo in 1990 and 1991.

MOST PRO BOWLERS DRAFTED SINCE 1994

Since Robert Kraft's purchase of the Patriots in 1994, the team has drafted more Pro Bowl players than any other NFL team.

Rank	Team	Players
1.	New England	20
2.	Green Bay	19
3.	Pittsburgh	18
4.	Philadelphia	15
	Baltimore	15

PATRIOTS NAME 2012 TEAM CAPTAINS

The Patriots team captains are the same six who served as captains in 2011. The Patriots' 2012 captains were elected by their teammates. Quarterback Tom Brady and G Logan Mankins are the offensive captains. Nose tackle Vince Wilfork, LB Jerod Mayo and CB Devin McCourty are the defensive captains. Wide receiver Matthew Slater is the special teams captain. Brady has been chosen as a captain for the 11th straight season. Wilfork is a captain for the fifth straight season, while Mayo, is in his fourth season serving as a captain. Mankins, McCourty and Slater are captains for a second time.



PATRIOTS 2012 TEAM NOTES

2012 WHAT TO LOOK FOR

BILL BELICHICK

- Bill Belichick (193) needs one more win move out of a tie with Chuck Knox (193) for 8th place all-time and 9 more wins to move past Dan Reeves (201) into seventh place all-time.
- Belichick (17) needs one more postseason victory to move out of a tie with Joe Gibbs into sole possession of third place all-time in postseason wins. Tom Landry (20) is in first place followed by Don Shula (19).

TOM BRADY

- Tom Brady (40,531) needs 21 yards passing to move past Joe Montana (40,551) into 12th place all-time on the NFL's all-time passing list.
- Brady has 46 career 300-yard games after finishing with 316 in the 2012 home opener vs. Arizona. He is in eighth place all-time with the 46 career 300-yard passing games. Warren Moon is in seventh place with 49 300-yard games.
- If Brady reaches 30 or more touchdowns passes in 2012 he will become just the fifth player in NFL history with at least 30 or more touchdown passes in four seasons.
- Brady needs one more postseason victory to set the NFL record for most career postseason wins by a starting quarterback. He enters 2012 tied with Joe Montana with 16 career postseason wins.
- Brady needs one more AFC Offensive Player of the Week honor to tie Peyton Manning (21) for the most player of the week honors in NFL history.
- If Brady reaches 4,000 passing yards in 2011, he will be just the fifth player in NFL history to reach 4,000 yards in five or more seasons: Peyton Manning (11), Dan Marino (6), Drew Brees (6) and Brett Favre (6).
- Brady has thrown at least one touchdown pass in 34 straight games. Brady's 34 straight games with at least one touchdown pass are fourth all-time, behind Johnny Unitas (47), Drew Brees (45-current) and Brett Favre (36).
- Brady had at least one touchdown pass in all 16 games in each of the last two seasons and threw two in the season-opener at Tennessee and one vs. Arizona. Brady and Brees are the first two quarterbacks to throw for at least one touchdown pass in all 16 games for two straight seasons.

ROB GRONKOWSKI

- Rob Gronkowski (10 touchdowns in 2010 and 18 in 2011) can become the first tight end in NFL history with three straight 10-plus touchdown seasons. Gronkowski and Antonio Gates (13 in 2004 and 10 in 2005) are the only tight ends to have back-to-back 10-plus touchdown seasons.
- If Gronkowski has another 10-touchdown season in 2012, he will join Randy Moss (2007, 2008 and 2009) and Corey Dillon (2004, 2005, 2006) as the only Patriots with three straight 10-plus touchdown seasons and three 10-plus seasons overall.
- Gronkowski has 29 receiving touchdowns and 30 touchdowns overall (29 receiving and 1 rushing) since 2010. The NFL record for most receiving touchdown in a player's first three NFL seasons is 43 by Randy Moss and the NFL record for most touchdowns overall by a player in his first three NFL seasons is 47 by Barry Sanders (4 receiving and 43 rushing).

WES WELKER

- Wes Welker (6,214) needs 153 receiving yards to move past Troy Brown (6,366) into second place on the New England all-time receiving yards list. Stanley Morgan is in first place with 10,352 yards.
- If Welker reaches 100 receptions in 2012, he will become the first player in NFL history with five 100-catch seasons.
- Welker enters 2012 tied with Cris Carter and Reggie Wayne for fourth place all-time with 14 10-plus reception games. Jerry Rice is in first place with 17 10-reception games, followed by Marvin Harrison (16) and Andre Johnson (15).
- Welker has 31 touchdowns as a member of the Patriots and needs one more to break a seventh place tie with Troy Brown (31). Irving Fryar is in sixth place with 38 receiving touchdowns.

NFL'S BEST AT HOME

Since their state-of-the-art facility opened at the beginning of the 2002 season, the Patriots own the NFL's best record at home overall. The Patriots own an overall record of 67-14 (.827) at Gillette Stadium in regular season games and a 76-16 (.826) record including playoffs.

BEST HOME RECORDS SINCE 2002

(including playoffs)

Team	W	L	T	Pct.
New England	76	16	0	.826
Baltimore	63	21	0	.750
Pittsburgh	65	23	1	.736
Indianapolis	66	24	0	.733
San Diego	58	28	0	.674
Green Bay	58	30	0	.659
Seattle	57	30	0	.655
Philadelphia	56	33	0	.629

PATRIOTS ARE SHARP AT GILLETTE

The Patriots concluded a 20-game home winning streak with a 24-20 loss to the New York Giants on Nov. 6, 2011. It was the longest home win streak in team history. The Patriots own an overall record of 67-14 (.827) at Gillette Stadium in regular season games.

The teams with the highest winning percentage at a stadium since 1970

(minimum 25 games):

Team	Stadium	W-L-T	WIN PCT.
New England	Gillette Stadium	67-14	.827
Miami	Orange Bowl	101-22-1	.819
Pittsburgh	Heinz Field	66-22-1	.747
Minnesota	Metropolitan Stadium	64-23-1	.733
LA Rams	Memorial Coliseum	53-20-2	.726

LONGEST HOME WINNING STREAK / PATRIOTS HISTORY (REG. SEASON)

Streak	First Win	Last Win
20	Dec. 12, 2008	Oct. 16, 2011
18	Dec. 29, 2002	Sept. 8, 2005
12	Nov. 26, 2006	Sept. 7, 2008
10	Sept. 18, 1976	Oct. 30, 1977

NFL'S BEST ROAD WARRIORS

Since the start of the 2000 season, the Patriots have the best regular-season road record at 64-33 (.660).

TEAM	RECORD	PCT.
New England	64-33	.660
Philadelphia	63-33-1	.655
Indianapolis	59-38	.608
Pittsburgh	58-39	.598

TWO PATRIOTS REACH 1,000 YARDS in 2011

Wes Welker (1,569) and Rob Gronkowski (1,327) both finished with over 1,000 yards receiving in 2011. It is the fifth time in team history that New England had two players with over 1,000 receiving yards. Welker and Randy Moss had three straight seasons with 1,000 yards (2007-09). Welker and Moss became the sixth group of NFL teammates to have three straight 1,000 yard seasons. The Patriots also had two receivers reach 1,000 yards in 1979.

TOM BRADY AND WES WELKER BECOME THE 12TH TO SCORE ON A 99-YARD PASS PLAY

Tom Brady connected with Wes Welker on a 99-yard touchdown in the fourth quarter of the 2011 season-opener at Miami (9/12/11). The 99-yard play tied the NFL record for the longest offensive play, which has been accomplished 14 times. There have been 13 pass plays and one running play for 99 yards. Listed below are the 14 99-yard plays.

(13) 99-YARD PASS PLAYS

Frank Filchock to Andy Farkas, Wash. vs. Pitt. – Oct. 15, 1939
 George Izo to Bobby Mitchell, Wash. vs. Clev. – Sept. 15, 1963
 Karl Sweetan to Pat Studstill, Det. vs. Balt. – Oct. 16, 1966
 Sonny Jurgensen to Gerry Allen, Wash. vs. Chic. – Sept. 15, 1968
 Jim Plunkett to Cliff Branch, LA Raiders vs. Wash. – Oct. 2, 1983
 Ron Jaworski to Mike Quick, Phil. vs. Atl. – Nov. 10, 1985
 Stan Humphries to Tony Martin, SD. vs. Sea. – Sept. 18, 1994
 Brett Favre to Robert Brooks, GB vs. Chic. – Sept. 11, 1995
 Trent Green to Marc Boerigter, KC vs. SD. – Dec. 22, 2002
 Jeff Garcia to Andre Davis, Clev. vs. Cin. – Oct. 17, 2004
 Gus Ferrotte to Bernard Berrian, Minn. vs. Chi. – Nov. 30, 2008

Tom Brady to Wes Welker, NE at Mia. – Sept. 12, 2011
 Eli Manning to Victor Cruz, NY Giants at NY Jets – Dec. 24, 2011

(1) 99-YARD RUN PLAY

Tony Dorsett, Dal. vs. Minn. – Jan. 3, 1983



PATRIOTS SUSTAINING SUCCESS

PATRIOTS ARE MOST FREQUENT SUPER BOWL TEAM OVER LAST 30 YEARS

The Patriots won their seventh conference championship since the 1985 season, and have won more conference titles than any other team over the last 30 years (since 1982). Additionally, the Patriots' six conference titles over the last 25 years are two more than the next closest teams, and New England's six conference championships in the last 20 years are also more than any other team. New England also has more conference titles over the last 15 years (5) and over the last 10 years (4) than any other team. The Patriots' two conference titles in the last five years are tied with Pittsburgh and the New York Giants for the most over that span.

Most Conference Championships in Last 5 Years (2007-2011)

New England	2
Pittsburgh.....	2
N.Y. Giants	2
New Orleans.....	1
Indianapolis.....	1
Green Bay	1
Arizona.....	1

Most Conference Championships in Last 10 Years (2002-2011)

New England	4
Pittsburgh.....	3
Indianapolis.....	2
N.Y. Giants	2
9 Other Teams.....	1

*-Pending Results of 2011 NFC Championship Game

Most Conference Championships in Last 15 Years (1997-2011)

New England	5
Pittsburgh.....	3
N.Y. Giants	3
Denver	2
Green Bay	2
Indianapolis.....	2
St. Louis Rams.....	2

Most Conference Championships in Last 20 Years (1992-2011)

New England	6
Pittsburgh.....	4
Dallas.....	3
Green Bay	3
N.Y. Giants	3
Buffalo	2
Denver	2
Indianapolis.....	2
St. Louis	2

Most Conference Championships in Last 25 Years (1987-2011)

New England	6
Buffalo	4
Denver	4
Pittsburgh.....	4
N.Y. Giants	4
Dallas.....	3
Green Bay	3
San Francisco.....	3

Most Conference Championships in Last 30 Years (1982-2011)

New England	7
Denver	5
N.Y. Giants	5
Buffalo	4
Pittsburgh.....	4
San Francisco.....	4
Washington	4
Dallas.....	3
Green Bay	3

WHAT HAVE YOU DONE FOR ME LATELY?

Since the 2009 season, the Patriots have maintained their spot atop the NFL in terms of regular season winning percentage and regular season points scored. Since the beginning of the 2010 season, the Patriots have the NFL's highest winning percentage and have scored the most points in the NFL. Since 2011, the Patriots have the third-best winning percentage and have scored the third-most points.

HIGHEST WINNING PERCENTAGE SINCE 2009

Team	W	L	T	Pct.	PF	PA
New England Patriots	38	12	0	.760	1510	973
New Orleans Saints	37	13	0	.740	1500	1062
Green Bay Packers	37	13	0	.740	1454	936
Baltimore Ravens	34	16	0	.680	1193	834
Pittsburgh Steelers	34	16	0	.680	1114	824
Atlanta Falcons	34	16	0	.680	1246	1008
San Diego Chargers	32	18	0	.640	1361	1043
Philadelphia Eagles	31	19	0	.620	1305	1081

HIGHEST WINNING PERCENTAGE SINCE 2010

Team	W	L	T	Pct.	PF	PA
New England Patriots	28	6	0	.824	1083	688
Green Bay Packers	26	8	0	.765	993	639
Baltimore Ravens	25	9	0	.735	802	573
Pittsburgh Steelers	25	9	0	.735	746	500
Atlanta Falcons	25	9	0	.735	883	683
New Orleans Saints	24	10	0	.706	990	721
San Francisco 49ers	21	13	0	.606	742	616

HIGHEST WINNING PERCENTAGE SINCE 2011

Team	W	L	T	Pct.	PF	PA
Green Bay Packers	16	2	0	.889	605	399
San Francisco 49ers	15	3	0	.833	437	270
New England Patriots	14	4	0	.778	565	375
New Orleans Saints	13	5	0	.722	606	414
Baltimore Ravens	13	5	0	.722	445	303
Pittsburgh Steelers	13	5	0	.722	371	268
Detroit Lions	12	6	0	.667	520	437
Houston Texans	12	6	0	.667	438	295
Atlanta Falcons	12	6	0	.667	468	395

MOST POINTS SCORED SINCE 2009

Team	Points
New England Patriots	1510
New Orleans Saints	1500
Green Bay Packers	1454
San Diego Chargers.....	1361
Philadelphia Eagles.....	1305
New York Giants	1248
Atlanta Falcons	1246
Houston Texans.....	1216

MOST POINTS SCORED SINCE 2010

Team	Points
New England Patriots	1083
Green Bay Packers	993
New Orleans Saints	990
San Diego Chargers.....	907
Atlanta Falcons	883
Detroit Lions	882
Philadelphia Eagles.....	876

MOST POINTS SCORED SINCE 2011

Team	Points
New Orleans Saints	606
Green Bay Packers	605
New England Patriots	565
Detroit Lions	520
Atlanta Falcons	469
San Diego Chargers.....	466
New York Giants	452
Carolina Panthers	451
Baltimore Ravens	445



INSIDE THE NUMBERS

BY THE NUMBERS

2

The number of punts returned by Julian Edelman for touchdowns during his career, the fourth Patriots player with two or more punt returns for a touchdown. A third will tie Troy Brown for the franchise record.

3

The number of NFL players with four 100-reception seasons after Wes Welker (122) reached 100 receptions in 2011 to join Jerry Rice and Marvin Harrison.

4

The number of times LB Jerod Mayo has reached 100 tackles to start his career. He is the first player in New England history to register 100 tackles in his first four NFL seasons.

11.5

Since the beginning of 2010, Rob Ninkovich leads the Patriots with a total of 11.5 sacks.

18

The number of total touchdowns by TE Rob Gronkowski in 2011 (17 rec. and 1 rush), the highest number of combined touchdowns by a tight end in NFL history.

20

The number of rushing yards the Patriots defense held Tennessee to in the 2012 season, opener – tied for fifth-lowest total in team history.

29

The number of touchdown receptions by Gronkowski since he entered the NFL in 2010, the most in the NFL in that time span. The NFL record for most touchdown receptions in a player's first three NFL season is 43 by Randy Moss.

41.5

Zoltan Mesko finished the 2011 season with a franchise record 41.5-yard net average, the sixth-best net average in NFL history.

122

The number of receptions in 2011 by Wes Welker in 2011. With 122 in 2011 and 123 in 2009, Welker joins Cris Carter as the only two NFL players with at least 120-plus receptions twice in their careers.

196

The number of rushing yards by Stevan Ridley in the first two games of 2012, the most rushing yards by a Patriots back in the first two games since Corey Dillon had 244 in 2004.

1,327

The number of receiving yards by Gronkowski in 2011 to set an NFL record, surpassing Kellen Winslow in 1980 (1,290).

TOM BRADY BY THE NUMBERS

1

Tom Brady became the first player to follow a 500-yard performance with a 400-yard performance after Brady had back-to-back games with 517 yards and 423 yards to start 2011.

2

Brady joined Drew Brees (2011) as the only players to reach 3,000 yards in the first nine games of the season. Brady (3,032) had the most yards ever through the first nine games of the year.

4

The number of seasons that Brady has reached 4,000 passing yards. His four 4,000-yard seasons are tied with Warren Moon and Philip Rivers for the fifth most in NFL history.

6

Brady became the sixth NFL quarterback in NFL history to have 30 or more touchdowns passes in at least three seasons after reaching 30 vs. Indianapolis (12/4) in 2011.

11

Tom Brady is one of 13 quarterbacks in NFL history to throw for 500 or more yards after he passed for 517 in the 2011 opener at Miami.

TOM BRADY BY THE NUMBERS

14

Tom Brady (40,531) is one of 14 quarterbacks in NFL history to reach at least 40,000 passing yards.

20

The number of times Tom Brady has earned AFC Offensive Player of the Week honors. He earned the award in each of the first two weeks of the 2011 season and in Week 16.

46

The number of regular season 300-yard passing games by Tom Brady, a team record.

97

The number of times that Brady has thrown two or more touchdowns in a game. The Patriots are 82-15 when he throws for two or more touchdowns.

125

The number of wins that Brady has as a starting quarterback to for fifth place. Brady reached the 100-win milestone in the fewest number of starts (131) among all quarterbacks in the modern era and the 125 career wins in the fewest starts (160).

1,327

The number of passing yards Brady had in the first three games (517, 423 and 387) of 2011. Brady's 1,327 yards set the NFL mark for the most passing yards ever in a three-game stretch.

5,235

The number of passing yards by Brady in 2011, the second most in a season in NFL history.

THE KRAFT ERA

3

The number of Super Bowl championships the Patriots have won since Robert Kraft purchased the team in 1994. That mark is the highest total in the NFL over that span. Only Denver (2; 1997 and 1998), Pittsburgh (2; 2005 and 2008) and the NY Giants (2; 2007 and 2011) have won multiple Super Bowl titles since 1994.

6

The number of conference championships the Patriots have won since Robert Kraft purchased the team in 1994. That mark is the highest total in the NFL over that span. Pittsburgh is second with four conference titles since 1994.

11

The number of division championships won by the Patriots since Kraft purchased the team in 1994.

13

The number of playoff seasons earned by the Patriots in the 18 seasons since Robert Kraft purchased the team.

19

The number of playoff games the Patriots have won since Robert Kraft purchased the team in 1994. That mark is the highest total in the NFL over that span. Pittsburgh ranks second with 17 playoff wins over that span.

29

The number of playoff games the Patriots have appeared in since 1994, the most in the NFL. Pittsburgh has the second most with 27.

196

The number of consecutive home games that have been sold out, including playoff and postseason games dating back to the 1994 season opener.

THE BELICHICK ERA

4

Bill Belichick is one of just four coaches to win three championships since the Super Bowl era began. Belichick joins three members of the Pro Football Hall of Fame in the exclusive club (Chuck Noll 4, Joe Gibbs 3 and Bill Walsh 3). Belichick is the only coach to win three Super Bowls in the post-1993 salary cap era and the only one to ever win three in four years.

193

Bill Belichick has 193 career victories as a head coach, including playoff games to tie Chuck Knox for 8th place all-time.



BILL BELICHICK NEWS & NOTES

THE HEAD COACH

18th season as head coach • 38th NFL season

Overall Record: 193-105 (.648)

Regular Season: 176-98 (.642)

Postseason: 17-7 (.708)

With Patriots overall: 156-60 (.722)

Super Bowl Titles: 5 (86, 90, 01, 03, 04)

Conf. Titles: 8 (86, 90, 96, 01, 03, 04, 07, 11)

Division Titles: 16 (75, 78, 86, 89, 90, 96, 98, 01, 03, 04, 05, 06, 07, 09, 10, 11)



Bill Belichick is the only head coach in NFL history to win three Super Bowl titles in a four-year span. He has won more regular season games (123) and more games overall (136) during a 10-year stretch (2002-2011) than any other coach in NFL History. In the 2007 season, Belichick led the Patriots to the fourth undefeated and untied regular season and the first since the NFL established a 16-game schedule in 1978.

BELICHICK LEADS TEAM TO 11TH STRAIGHT WINNING RECORD

Bill Belichick has led the Patriots to a winning record for 11 consecutive seasons (2001-2011). The only other NFL coach to have at least 10 consecutive winning seasons with one team since the 1970 merger was Tom Landry, who led the Dallas Cowboys to 16 consecutive winning seasons (1970-1985).

BELICHICK BECOMES FIRST COACH WITH NINE STRAIGHT SEASONS OF 10 WINS

Bill Belichick is the first coach in NFL history with nine straight seasons with at least 10 victories after guiding the Patriots to nine 10-plus seasons from 2003 through 2011.

BELICHICK FIRST IN NFL HISTORY WITH 13-PLUS WINS IN FIVE DIFFERENT SEASONS

Bill Belichick is the first head coach in NFL history with 13 or more wins in five different seasons.

2003	14-2
2004	14-2
2007	16-0
2010	14-2
2011	13-3

BELICHICK NEEDS ONE MORE WIN TO MOVE INTO SOLE POSSESSION OF 8TH PLACE ALL-TIME

Bill Belichick enters this week tied with Chuck Knox for eighth place all-time with 193 career wins. With one more win, he will move past Knox into sole possession of eighth place on the all-time list. Knox accomplished the feat in 22 seasons. This is Belichick's 18th season as an NFL head coach.

MOST WINS NFL COACHES

Head Coach	Team(s)	Years of service	Record
1. Don Shula	BAL, MIA	33	347-173-6
2. George Halas	Chicago	40	324-151-31
3. Tom Landry	Dallas	29	270-178-6
4. Curly Lambeau	GB, Cards, WAS	33	229-134-22
5. Chuck Noll	Pittsburgh	23	209-156-1
6. M. Schottenheimer	CLE, KC, WAS, SD	21	205-139-1
7. Dan Reeves	DEN, NYG, ATL	23	201-174-2
8t. Bill Belichick	CLE, NE	18	193-105-0
8t. Chuck Knox	LAR, BUF, SEA	22	193-158-1
10. Bill Parcells	NYG, NE, NYJ, DAL	19	183-138-1
11. Mike Holmgren	GB, SEA	17	174-122-0
12. Joe Gibbs	Washington	16	171-101-0
13. Paul Brown	CLE, CIN	21	170-108-6

ELITE COMPANY

Bill Belichick is one of nine NFL head coaches to win three or more championships since the league began postseason play in 1933, but the only one to win three in four years. Belichick joined an exclusive club in which each of the eight other members has been enshrined in the Pro Football Hall of Fame.

HEAD COACHES WITH THREE OR MORE NFL TITLES

(Listed alphabetically)

Head Coach	Championship Team(s)
Bill Belichick	Patriots (SB XXXVI, XXXVIII, XXXIX)
Paul Brown	Cleveland Browns (1950, 54, 55)
Weeb Ewbank	Baltimore Colts, New York Jets (1958, 59 SB III)
Joe Gibbs	Washington Redskins (SB XVII, XXII, XXVI)
George Halas	Chicago Bears (1921, 33, 40, 41, 46, 63)
Curly Lambeau	Green Bay Packers (1929, 30, 31, 36, 39, 44)
Vince Lombardi	Green Bay Packers (1961, 62, 65, SB I, II)
Chuck Noll	Pittsburgh Steelers (Super Bowl IX, X, XIII, XIV)
Bill Walsh	San Francisco 49ers (Super Bowl XVI, XIX, XXIII)

BELICHICK'S PATRIOTS RENAISSANCE

Once Head Coach Bill Belichick implemented his coaching design on the Patriots, his approach has given him the best record of any NFL head coach who has coached over 40 games since 2001 (including the postseason).

NFL COACHES' RECORDS SINCE 2001

Coach	Team	W	L	T	Pct.
Bill Belichick	NE	151	49	0	.755
Tony Dungy	TB/IND	101	41	0	.711
Mike Tomlin	PIT	61	29	0	.678
John Harbaugh	BAL	50	25	0	.667

AMONG THE GREATS

Bill Belichick has recorded 193 career wins, which ranks tied for 8th all-time in NFL history. Belichick owns a career winning percentage of .648, which is third all-time, behind George Halas (.682) and Don Shula (.667).

TOP WINNING PERCENTAGE AMONG HEAD COACHES WITH AT LEAST 160 WINS (INCL. POSTSEASON)

Head Coach	Team(s)	Years	W	L	T	Pct.
George Halas	CHI	1920-29, 33-41, 46-55, 58-67	324	151	31	.682
Don Shula	BAL/MIA	1963-95	347	173	6	.667
Bill Belichick	CLE/NE	1991-95, 00-12	193	105	0	.648
Curly Lambeau	GB/CHI/WAS	1921-53	229	134	22	.630

NOTE: Winning percentage calculated using current NFL rules, counting a tie as a half-win, half-loss.

SUPER SUCCESS

Bill Belichick is one of just four head coaches to win three Super Bowl championships. Belichick is the only coach to win three Super Bowls in the post-1993 salary cap era.

MOST SUPER BOWL VICTORIES

Head Coach	Team	Titles	Seasons
Chuck Noll	PIT	4	1974, 1975, 1978, 1979
Bill Belichick	NE	3	2001, 2003, 2004
Joe Gibbs	WAS	3	1982, 1987, 1991
Bill Walsh	SF	3	1981, 1984, 1988

NOTE: Sorted by most recent championship. Super Bowls have determined NFL champion since 1966.

PLAYOFF SUCCESS

MOST PLAYOFF WINS BY AN NFL HEAD COACH

Coach	Team(s)	Wins
Tom Landry	Dallas Cowboys	20
Don Shula	Baltimore Colts, Miami Dolphins	19
Bill Belichick	Cleveland Browns, New England Patriots	17
Joe Gibbs	Washington Redskins	17
Chuck Noll	Pittsburgh Steelers	16

POSTSEASON PROWESS

BEST POSTSEASON RECORDS IN NFL HISTORY (minimum of 10 games)

Head Coach	Team(s)	W	L	Pct.
Vince Lombardi	GB/WAS	9	1	.900
Tom Flores	Oakland	8	3	.727
Bill Walsh	San Francisco	10	4	.714
Bill Belichick	CLE/NE	17	7	.708
Joe Gibbs	Washington	17	7	.708

BELICHICK IS GOOD IN DECEMBER

Bill Belichick is 43-7 (.860) in December with New England, the best record in December among head coaches with one team in NFL history (min. 25 games). George Seifert is second (27-6, .818).

BELICHICK NAMED COACH OF THE YEAR 3 TIMES

The Associated Press named Bill Belichick the NFL's Coach of the Year for 2010. It was the third time that Belichick earned the honor. He was also named Coach of the Year following the 2003 and 2007 seasons. Belichick joins Don Shula (4-time winner) and Chuck Knox as the only three-time winners.

BELICHICK FIRST WITH 14 WINS IN FOUR SEASONS

Bill Belichick guided the Patriots to an NFL-best 14-2 record in 2010. Belichick is the first head coach ever to win at least 14 regular-season games in four separate seasons. Only four other coaches — San Francisco's George Seifert (3), Washington's Joe Gibbs (2), Chicago's Mike Ditka (2) and Miami's Don Shula (2) — have more than one 14-win season.



TOM BRADY NEWS & NOTES

RECORDING SUCCESS

Tom Brady has quarterbacked the Patriots to victories in 125 of his 161 career regular-season starts, compiling a .776 winning percentage and giving him the best record of any quarterback in the Super Bowl era (since 1966). Brady reached 125 career wins in the fewest starts among quarterbacks in NFL history.



TOP WINNING PERCENTAGES IN SUPER BOWL ERA (Since 1966, Minimum 50 Starts, Regular Season Only)

Player	Team(s)	Years	W	L	T	Pct.
Tom Brady	NE	2000-12	125	36	0	.776
Roger Staubach	DAL	1969-79	85	29	0	.746
Joe Montana	SF/KC	1979-94	117	47	0	.713

ACTIVE QUARTERBACKS WINNING PERCENTAGE

Minimum 32 Starts (two full seasons), Regular Season Only

Quarterback	Team(s)	W	L	T	Pct.
Tom Brady	NE	125	36	0	.776
Ben Roethlisberger	PIT	81	34	0	.704
Matt Ryan	ATL	45	19	0	.703
Joe Flacco	BAL	45	21	0	.682
Peyton Manning	IND/DEN	142	68	0	.676
Philip Rivers	SD	65	33	0	.663
Aaron Rodgers	GB	42	22	0	.656

MOST CAREER WINS AS A STARTER

(Regular season only) Bold indicates active players

Rk	Name	W	L	T	Pct.
1.	Brett Favre	186	112	0	.624
2.	John Elway	148	82	1	.643
3.	Dan Marino	147	93	0	.613
4.	Peyton Manning	142	68	0	.676
5.	Tom Brady	125	36	0	.776
6.	Fran Tarkenton	124	109	6	.531
7.	Johnny Unitas	119	64	4	.647
8.	Joe Montana	117	47	0	.713
9.	Terry Bradshaw	107	51	0	.677
10.	Warren Moon	102	101	0	.510

BRADY REACHES 5,000 YARDS IN 2011

Brady set a franchise record with 5,235 passing yards and joined Drew Brees (5,476 in 2011 and 5,069 in 2008), Dan Marino (5,084 in 1984) and Matthew Stafford (5,038 in 2011) as the only players in NFL history to reach 5,000 passing yards in a single season. Brady surpassed his previous career high of 4,806 passing yards in 2007.

Most Passing Yards in a season

5,476	Drew Brees, New Orleans in 2011
5,235	Tom Brady, Patriots in 2011
5,084	Dan Marino, Miami in 1984
5,069	Drew Brees, New Orleans in 2008
5,038	Matthew Stafford, Detroit in 2011

NFL RECORD FOR MOST PASSING YARDS PER GAME/SEASON

Player	Team	Year	Yards/Game
Drew Brees	New Orleans	2011	342.3
Tom Brady	Patriots	2011	332.8

BRADY BECOMES SECOND PLAYER WITH TWO OR MORE SEASONS OF 39-PLUS TDS

Brady finished the 2011 season with 39 touchdown passes, marking the second highest total of his career, trailing the NFL-record of 50 he had in 2007. Brady joins Dan Marino as the only players in NFL history with at least two different seasons with 39 or more touchdown passes.

The Players with the Most Touchdown Passes in a single season in NFL history

Player	Team	Season	TDs
Tom Brady	Patriots	2007	50
Peyton Manning	Indianapolis	2004	49
Dan Marino	Miami	1984	48
Drew Brees	New Orleans	2011	46
Aaron Rodgers	Green Bay	2011	45
Dan Marino	Miami	1986	44
Matthew Stafford	Detroit	2011	41
Kurt Warner	St. Louis	1999	41
Tom Brady	Patriots	2011	39
Daunte Culpepper	Minnesota	2004	39
Brett Favre	Green Bay	1996	39

BRADY TIED NFL MARK WITH 13 STRAIGHT GAMES WITH TWO OR MORE TOUCHDOWNS

Brady threw for one touchdown against the Jets (10/9/11), snapping his streak of 13 straight games with two or more touchdown passes. Brady's streak of 13 straight games with two or more touchdowns is tied with Peyton Manning's 2004 total and Aaron Rodgers' 2011 total for the longest such streak in NFL history.

BRADY HAS 16 CAREER 4-TD GAMES AFTER GETTING TWO IN 2011

Brady's four touchdowns at Buffalo (9/25/11) marked his 12th game with four touchdown passes. He has thrown four or more touchdowns in a game 16 times with 12 four-touchdown games, two five-touchdown games and two six-touchdown games.

Most Games with 4+ Touchdown Passes

PLAYER	4+ TD Games
1. Brett Favre	23
2. Peyton Manning	22
3. Dan Marino	21
4. Johnny Unitas	17
5. Tom Brady	16
5. Drew Brees	16

CONSECUTIVE GAMES WITH AT LEAST ONE TOUCHDOWN PASS CONTINUES FOR BRADY

Brady has now thrown at least one touchdown pass in 34 straight regular season games to extend a team mark. Brady's 34 straight games are fourth all-time, behind Johnny Unitas (47), Drew Brees (45-current) and Brett Favre (36).

BRADY GOES OVER 300 YARDS FOR THE 46th TIME IN HIS CAREER

Brady had his 46th NFL game with 300 or more yards passing vs. Arizona (9/16/12) and ranks third among active NFL quarterbacks, behind NFL-leader Peyton Manning (63) and Drew Brees (59). The Patriots are 39-7 when Brady throws for 300 or more yards.

NFL QUARTERBACK 300-YARD GAMES (*ACTIVE)

Player	300-Yard Games
Peyton Manning*	63
Dan Marino	63
Brett Favre	62
Drew Brees*	59
Kurt Warner	52
Dan Fouts	51
Warren Moon	49
Tom Brady*	46
Joe Montana	39

Brady had a career-best 11 300-yard games in the 2011 season which is the second most 300-yard games in a single season. The NFL record for most 300-yard games in a season was set by Drew Brees in 2011.

TOM BRADY'S RECORD AS A STARTER

	Reg. Season	Playoffs	Total
Overall:	125-36	16-6	141-42
Home:.....	69-12	10-2	79-14
Road:.....	56-24	6-4*	62-28*
By Yardage Total			
Less than 200:.....	29-13	3-1	32-14
200-299:.....	57-16	10-4	67-20
300 or more:.....	39-7	3-1	42-8
Other Records			
On Artificial Turf:.....	65-8	6-4	71-12
Temp. Below 40:.....	28-3	10-2	38-5
Thanksgiving or later:.....	49-9	16-6	65-15
Leading at Halftime:.....	96-9	11-3	107-12
Leading after 3 Qtrs:.....	103-6	10-3	113-9
Overtime:.....	7-1	1-0	8-1
Passer rating >100.0:.....	72-4	7-0	79-4

*-Includes five Super Bowls at neutral sites



TOM BRADY NEWS & NOTES

BRADY SET NFL RECORD FOR LONGEST HOME WINNING STREAK

Tom Brady set an NFL record for most consecutive home wins as a starting quarterback with his 26th straight win in a regular-season home start following the 45-3 win against the Jets (12/06/10) and extended his streak to 31 before it ended with a 24-20 loss against the New York Giants (11/6/11).

MOST CONSECUTIVE REGULAR-SEASON HOME GAMES WON AS A STARTING QUARTERBACK:

Player	Team	Years	Streak
Tom Brady	NE	2006-11	31
Brett Favre	GB	1995-98	25
John Elway	DEN	1996-98	22
Bob Griese	MIA	1971-74	20
Randall Cunningham	PHI	1990-94	20

MOST CAREER TOUCHDOWN PASSES

MOST TOUCHDOWNS CAREER

(regular season only) Bold indicates active players

Rank Name Touchdowns

1.	Brett Favre	508
2.	Dan Marino	420
3.	Peyton Manning	402
4.	Fran Tarkenton	342
5.	Tom Brady	303
6.	John Elway	300
7.	Warren Moon	291
8.	Johnny Unitas	290
9.	Drew Brees	285
10.	Vinny Testaverde	275

BRADY AT 30 TOUCHDOWNS....AGAIN

Brady is the second NFL player to have at least 35 touchdowns in three different seasons.

QB's with the most 35+ passing touchdowns in NFL history

Player	35+TD Pass Seasons
Tom Brady	3 (50 in 2007, 36 in 2010 and 39 in 2011)
Brett Favre	3

Brady finished 2011 with 39 touchdowns. He became the sixth quarterback in NFL history to have 30 or more touchdown passes in at least three seasons.

MOST SEASONS WITH 30-PLUS TOUCHDOWN PASSES

Brett Favre	9
Peyton Manning	6
Dan Marino	4
Drew Brees	4
Tom Brady	3
Kurt Warner	3

BRADY REACHES 30 TDS FOR THIRD TIME

Tom Brady (39) reached 30 touchdown passes in 2011. Brady now has three 30-touchdown seasons after throwing for an NFL-leading 36 in 2010 and an NFL-record 50 in 2007. He is one of just 13 NFL players since the 1970 merger to have at least two 30 touchdown seasons. The only other Patriots quarterback to have a 30-touchdown season was Vito Parilli in 1964 when he led the AFL with 31.

BRADY SETS FRANCHISE RECORD WITH 517 PASSING YARDS

Brady set a franchise record with 517 passing yards in the 2011 season-opener at Miami (9/12). The previous high was 426 yards by Drew Bledsoe vs. Minnesota on Nov. 13, 1994. Brady's previous best was 410 passing yards vs. Kansas City on Sept. 22, 2002. Brady is one of 13 NFL quarterbacks to throw for 500 yards or more. His 517 yards are the sixth highest in NFL history.

PLAYER TEAM 500 YARD GAME

Norm Van Brocklin	LA Rams	554 yards in 1951
Warren Moon	Houston Oilers	527 yards in 1990
Boomer Esiason	Arizona	522 yards in 1996
Dan Marino	Miami	521 yards in 1988
Matthew Stafford	Detroit	520 yards in 2011
Tom Brady	Patriots	517 yards in 2011

BRADY'S COMEBACKS

Brady has engineered 34 career game-winning performances to lead his team to a victory from a fourth-quarter deficit or tie.

Time Remaining Passing Statistics^

Date	Opp.	Score	in Reg.	Att	Cmp	Yds	TD	Int	Final
01/22/12	BAL*	16-20	15:00	6	3	20	0	1	23-20
12/24/11	MIA	17-17	15:00	11	8	120	0	0	27-24
10/16/11	DAL	13-16	5:13	9	11	87	1	0	20-16
12/19/10	GB	21-27	13:49	6	5	82	1	0	31-27
10/17/10	BAL	10-20	14:53	24	16	156	1	1	(ot) 23-20
09/14/09	BUF	13-24	5:32	13	11	112	2	0	25-24
12/29/07 at NYG		23-28	15:00	12	8	130	1	0	38-35
12/03/07 at BAL		17-24	14:25	17	7	113	1	0	27-24
11/25/07	PHI	24-28	15:00	16	11	109	0	0	31-28
11/04/07 at IND		10-20	9:42	10	8	144	2	0	24-20
01/14/07 at SD*		13-21	8:35	14	9	122	1	1	24-21
12/03/06	DET	13-21	13:07	15	14	101	0	0	28-21
11/26/06	CHI	10-10	14:46	7	6	98	1	0	17-13
11/13/05 at MIA		15-16	2:53	2	2	76	1	0	23-16
10/30/05	BUF	7-16	10:07	4	4	69	0	0	21-16
10/09/05 at ATL		28-28	3:52	2	2	17	0	0	31-28
09/25/05 at PIT		10-13	14:19	12	12	167	0	0	23-20
02/06/05	PHI**	14-14	15:00	4	2	33	0	0	24-21
10/03/04 at BUF		17-17	15:00	4	2	8	1	0	31-17
02/01/04	CAR**	29-29	1:08	5	4	47	0	0	32-29
01/10/04	TEN*	14-14	15:00	11	6	27	0	0	17-14
11/30/03 at IND		31-31	10:21	6	3	31	1	0	38-34
11/23/03 at HST		13-20	3:11	14	10	133	1	0	(ot) 23-20
11/03/03 at DEN		23-26	2:51	4	5	58	1	0	30-26
10/19/03 at MIA		13-13	15:00	10	7	147	1	0	(ot) 19-13
10/05/03	TEN	24-27	4:40	1	1	15	0	0	38-30
12/29/02	MIA	13-24	4:59	13	8	69	1	0	(ot) 27-24
11/10/02 at CHI		19-30	5:16	14	9	116	2	0	33-30
09/22/02	KC	38-38	0:00	5	4	46	0	0	(ot) 41-38
02/03/02	STL**	17-17	1:21	8	5	53	0	0	20-17
01/19/02	OAK*	3-13	15:00	27	20	138	0	0	(ot) 16-13
12/16/01 at BUF		6-9	5:57	13	9	116	0	0	(ot) 12-9
12/02/01 at NYJ		14-16	15:00	7	6	56	0	0	17-16
10/14/01	SD	16-26	8:48	18	13	130	1	0	(ot) 29-26

^~Statistics are from the time noted until the end of the game * Divisional Playoffs ** Super Bowl

BRADY IN THE POSTSEASON

NFL ALL-TIME LEADERS / PLAYOFF VICTORIES AS STARTING QUARTERBACK

Player	Team(s)	Playoff Wins
Tom Brady	New England	16
Joe Montana	S.F./K.C.	16
Terry Bradshaw	Pittsburgh	14
John Elway	Denver	14
Brett Favre	Green Bay/Minnesota	12
Troy Aikman	Dallas	11
Roger Staubach	Dallas	11

QB'S WITH 3 OR MORE SUPER BOWL VICTORIES

Quarterback	Team	Wins
Terry Bradshaw	PIT	4
Joe Montana	SF	4
Troy Aikman	DAL	3
Tom Brady	NE	3

PLAYERS WITH MULTIPLE SUPER BOWL MVP AWARDS

Player	Team	MVPs
Joe Montana	SF	3
Terry Bradshaw	PIT	2
Tom Brady	NE	2
Bart Starr	GB	2
Eli Manning	NYG	2

TOP QB HOME STARTING RECORDS SINCE 1970 MERGER (includes postseason)

Player	Team(s)	W	L	T	Pct.
Tom Brady	NE	79	14	0	.849
Terry Bradshaw	PIT	75	14	0	.843
John Elway	DEN	104	25	0	.806

BRADY HAD THREE STRAIGHT GAMES WITH 30 COMPLETIONS IN 2011

Brady tied an NFL record with three straight games with 30 completions after completing 32 at Miami (9/12), 31 vs. San Diego (9/18) and 30 at Buffalo (9/25). He shares the record with Drew Brees (2011), Steve Young (1995), Rich Gannon (2002), Kurt Warner (2008) and Peyton Manning (2010). The most 30 completion games Brady has had in a season is five in 2007.



TOM BRADY NEWS & NOTES

WINNINGEST COACH/QB TANDEM

Bill Belichick and Tom Brady have the best winning percentage among a head coach/starting quarterback tandem since the 1970 merger. The tandem's 125 wins are the most wins by any coach-QB tandem since the 1970 AFL-NFL merger.

WINNINGEST COACH/QB TANDEM SINCE 1970

(Regular Season Only – by winning percentage)

Quarterback/Head Coach	Team	W	L	T	Pct.
Tom Brady/Bill Belichick	NE	125	36	0	.776
Ken Stabler/John Madden	OAK	60	19	1	.756
Jim McMahon/Mike Ditka	CHI	46	15	0	.754
Peyton Manning/Tony Dungy	IND	73	24	0	.753

WINNINGEST COACH/QB TANDEM SINCE 1970

(Regular Season Only – by victories)

Quarterback/Head Coach	Team	W	L	T	Pct.
Tom Brady/Bill Belichick	NE	125	36	0	.776
Dan Marino/Don Shula	MIA	116	68	0	.630
Terry Bradshaw/Chuck Noll	PIT	107	51	0	.601

TOM BRADY EARNS 20TH AFC OFFENSIVE PLAYER OF THE WEEK AWARD

Tom Brady was named the AFC Offensive Player of the Week after leading the Patriots on five straight second half scoring drives to help rally the Patriots from a 17-0 deficit to a 27-24 win vs. Miami (12/24/11). He also earned the award after throwing for 517 yards and four touchdowns, including a 99-yard touchdown pass to Wes Welker in Week 1 at Miami (9/12/11) and in Week 2 after a 423-yard effort with three touchdowns vs. San Diego (9/28/11). Brady has the second-most Player of the Week awards earned by a player since the accolade was instituted in 1984. He is the first player to earn AFC Offensive Player of the Week honors in back-to-back weeks to open a season. He joins Panthers kicker John Kasey (Special Teams, 1996) as the only players to garner consecutive Player of the Week laurels in Week 1 and Week 2 of the same year.

THE PLAYERS WITH THE MOST CAREER PLAYER OF THE WEEK AWARDS

Player	Career	Team	POW Awards
Peyton Manning	1998-present	Colts/Broncos	21
Tom Brady	2000-present	Patriots	20
Dan Marino	1983-1999	Dolphins	18
Brett Favre	1991-present	Packers, Jets, Vikings	16
John Elway	1983-1998	Broncos	15

BRADY SETS NFL RECORD FOR MOST PASS ATTEMPTS WITHOUT AN INTERCEPTION

Tom Brady extended his streak to 358 consecutive regular season pass attempts without an interception in the season-opener before throwing his first interception since Oct. 17, 2010 in the 2011 opener at Miami game (9/12). Brady eclipsed Bernie Kosar's record of 308 pass attempts on Dec. 26, 2010 at Buffalo.

MOST CONSECUTIVE PASS ATTEMPTS WITHOUT AN INTERCEPTION

358	Tom Brady (Patriots)	2010-11
308	Bernie Kosar (Cleveland)	1990-91
294	Bart Starr (Green Bay)	1964-65
279	Jeff George (IND/ATL)	1993-94
277	Rich Gannon (Oakland)	2001
271	Jason Campbell (Washington)	2007-08

BRADY HAD 11 STRAIGHT STARTS WITHOUT AN INTERCEPTION

Brady finished the 2010 season with 11 straight starts without an interception. That is the most consecutive starts without an interception in the NFL since the 1970 merger. The previous best was nine straight starts by Jason Campbell (2007-08) and Bernie Kosar (1991).

BRADY IS PATRIOTS ALL-TIME LEADING PASSER

Tom Brady passed Drew Bledsoe at New Orleans (11/30/09) to become the Patriots all-time passing yardage leader and currently has 40,531 career passing yards.

PATRIOTS ALL-TIME LEADING PASSERS

Player	YEARS	ATT	COMP	YARDS
Tom Brady	2000-12	5,398	3,448	40,531
Drew Bledsoe	1993-01	4,518	2,544	29,657
Steve Grogan	1975-90	3,593	1,879	26,886

BRADY SETS NFL RECORD WITH AT LEAST TWO TOUCHDOWNS AND NO INTERCEPTIONS

Tom Brady set an NFL record by throwing at least two touchdowns without an interception in each of the final nine games of the 2010 season. Brady passed Don Meredith's previous record of six straight games with two or more touchdowns and no interceptions (1965-66).

BRADY REACHED 3,000 YARDS IN 2011 IN JUST NINE GAMES

Brady entered the Jets game on Nov. 13, 2011 with 2,703 yards and added 329 to set the NFL record for most yards through a team's first nine games with 3,032 yards. Brady joins Drew Brees (2011) as the only players to reach 3,000 yards passing in the first nine games of a season. It is Brady's ninth career 3,000-yard season.

Most passing yards through a team's first nine games of a season

Player	Team	Year	Passing Yards
Tom Brady	Patriots	2011	3,032
Drew Brees	Saints	2011	3,004
Phillip Rivers	Chargers	2010	2,944
Rich Gannon	Raiders	2002	2,898
Dan Fouts	Chargers	1982	2,883
Peyton Manning	Colts	2009	2,872

BRADY REACHED 4,000 YARDS IN 2011

Brady reached 4,000 yards passing for the fourth time in his career on an 11-yard touchdown pass to Rob Gronkowski in the first quarter at Washington (12/11). His four 4,000-yard seasons are tied with Warren Moon and Philip Rivers for the fifth most in NFL history. Brady had 4,110 yards in 2005, 4,806 in 2007, 4,398 in 2009 and 5,235 in 2011.

All-time 4,000-yard passing seasons

11	Peyton Manning
6	Dan Marino
6	Drew Brees
6	Brett Favre
4	Tom Brady
4	Warren Moon
4	Philip Rivers

BRADY HAD 423 YARDS AS A FOLLOW-UP TO HIS 517 YARD PERFORMANCE IN MIAMI IN 2011

In the 2011 season opener in Miami (9/12), Brady threw for 517 yards, becoming one of 11 passers in NFL history to break the 500-yard mark. In Week 2 against San Diego (9/18), Brady became the first of those 11 500-yard passers to follow up his 500-yard performance by throwing for 400 or more yards. Before Brady's performance against the Chargers, only Drew Brees (2006) had followed-up a 500-yard game with 300 or more passing yards.

BRADY SETS A CAREER-HIGH FOR A SEASON WITH THREE RUSHING TDS

Brady scored on two 1-yard touchdown runs in the win vs. Miami on Dec. 24, 2011 for a single-season career high of three rushing touchdowns for the 2011 season. His previous best was two rushing touchdowns in the 2007 season. It is the second time in his career that he has had two rushing touchdowns in a game. He scored two rushing touchdowns in the 2007 win vs. Washington on Oct. 28, 2007.

BRADY HAS 8TH GAME WITH 300 YDS AND 4 TDS

Tom Brady had his 8th game with 300 yards or more (326) and 4 TDs (and no interceptions) in a win against the Jets (12/6/10) last season. No other quarterback since the 1970 merger has accomplished that feat.



PATRIOTS OFFENSIVE NOTES

BRADY HAD 14 GAMES IN 2011 WITH 2 OR MORE TOUCHDOWNS

Brady threw three touchdowns against Buffalo in the 2011 season finale (1/1/12), marking Brady's 14th game in 2011 with two or more touchdowns, tying his franchise record for most games with two or more touchdowns in a season. Brady had 14 such games in 2007. The NFL record for most games with two or more touchdown passes in a season is 15 by Dan Marino in 1984.

BRADY THREW AT LEAST ONE TOUCHDOWN PASS IN ALL 16 GAMES IN 2011 FOR THE SECOND STRAIGHT SEASON

Brady had at least one touchdown pass in all 16 games of the 2011 season. Since the NFL went to a 16-game season in 1978, only seven quarterbacks have thrown for at least one touchdown in each game. Tom Brady and Drew Brees are the first to do so in two straight seasons (2010, 2011).

OBS WITH A LEAST ONE TD PASS IN ALL 16 GAMES IN A SEASON

Tom Brady (New England)	2010, 2011
Drew Brees (New Orleans)	2010, 2011
Daunte Culpepper (Minnesota)	2004
Brett Favre (Green Bay)	2003
Kurt Warner (St. Louis)	1999
Dan Marino (Miami)	1984, 1986
Dave Krieg (Seattle)	1984

*16-game schedule was instituted in 1978

BRADY IS ONE OF SEVEN TO THROW FOR CONSECUTIVE 400 YARD GAMES

Brady is one of just seven NFL quarterbacks to have back-to-back games with 400 or more passing yards.

NFL RECORD FOR MOST CONSECUTIVE GAMES WITH 400 OR MORE YARDS PASSING

2 Tom Brady, 2011

- 2 Cam Newton, Carolina, 2011
- 2 Matt Cassel, New England, 2008
- 2 Billy Volek, Tennessee, 2004
- 2 Phil Simms, N.Y. Giants, 1985
- 2 Dan Marino, Miami, 1984
- 2 Dan Fouts, San Diego, 1982

CLASS OF 2000

Tom Brady was the seventh quarterback selected in the 2000 NFL Draft. The Patriots selected him in the sixth round with the 199th overall pick.

Quarterbacks taken in the 2000 NFL Draft

Rd	Pick	Player	Taken By
1	18	Chad Pennington	NY Jets
3	65	Giovanni Carmazzi	San Francisco
3	75	Chris Redman	Baltimore
5	163	Tee Martin	Pittsburgh
6	168	Marc Bulger	New Orleans
6	183	Spurgeon Wynn	Cleveland
6	199	Tom Brady	New England

BRADY BECOMES THE 14TH PLAYER IN NFL HISTORY WITH 40,000 CAREER YARDS

Tom Brady (40,215 passing yards) entered the game needing 21 yards to become the 14th player in NFL history with 40,000 career passing yards and reached the feat on a 28-yard pass to TE Rob Gronkowski in the first quarter. He finished the game with 236 yards passing and is in 14th place all-time with 40,215 career passing yards. He needs 25 passing yards to move past Johnny Unitas (40,239) into 13th place on the NFL's all-time list. Joe Montana is 12th all-time with 40,551 passing yards.

DAN CONNOLLY HAS THE LONGEST KICKOFF RETURN EVER BY AN OFFENSIVE LINEMAN

Dan Connolly was named AFC Special Teams Player of the Week after he returned a kickoff 71 yards to the 4-yard line in the second quarter of the Patriots win vs. Green Bay on Dec. 19, 2010. According to the Elias Sports Bureau, it is the longest kickoff return by an offensive lineman in NFL history. The run by Connolly topped the 48-yard touchdown return by Atlanta's Mal Snider in 1969. Previously, the longest kickoff return for a Patriots offensive lineman was a 27-yard return by G Stephen Neal on Nov. 30, 2008 vs. Pittsburgh. Connolly's previous best was a 16-yard return vs. Miami on Nov. 8, 2009. Connolly's return set up a 2-yard touchdown pass from Tom Brady to Aaron Hernandez that cut the Packers' lead to 17-14.

JULIAN EDELMAN SETS FRANCHISE RECORD WITH A 94-YARD PUNT RETURN FOR A TOUCHDOWN

WR Julian Edelman set a franchise record with a 94-yard punt return for a touchdown in the second quarter vs. Miami (01/02/11). The Patriots' previous longest punt return was an 89-yard touchdown return by Mike Haynes vs. Buffalo on Nov. 7, 1976. Edelman returned his second career punt for a touchdown vs. Kansas City on Nov. 21, 2011 with a 72-yard return. He is the fourth Patriots player with two or more punt returns for a touchdown. He was named AFC Special Teams Player of the Week for his performance against Kansas City.



Most Punt Return Touchdowns/Patriots Career

- 3 Troy Brown
- 3 Irving Fryar
- 2 Julian Edelman**
- 2 Mike Haynes

EDELMAN SETS PATRIOTS RECORD FOR BEST PUNT RETURN AVERAGE IN A SEASON

Edelman set a franchise record for the best punt return average in a single season with a 15.3-yard punt return average in 2010. The previous best was a 14.8 punt return average by Mack Herron in 1974. Edelman led the AFC and finished second in the NFL with a 15.3 punt return average. Chicago's Devin Hester led the NFL with a 17.1-yard average.

Patriots Best Punt Return Average/Season

Player	Punt Rt Avg.	Year
Julian Edelman	15.3	2010
Mack Herron	14.8	1974
Troy Brown	14.2	2001

EDELMAN HAS HIGHEST PUNT RETURN AVERAGE IN TEAM HISTORY

Edelman has returned 60 punts for 732 yards during his Patriots' career and leads the franchise with a 12.2-yard average.

HIGHEST PUNT RETURN AVERAGE, PATRIOTS CAREER (20 Returns)

Player	Punt Rt Avg.	Year
Julian Edelman	12.2	2009-12(60-732)
Mack Herron	12.0	1973-75 (74-888)
Carl Garrett	11.3	1969-72 (43-487)
Wes Welker	10.6	2007-11 (89-942)

EDELMAN GOES FROM STANDOUT QB TO WR

Edelman began his college football career with a year at the College of San Mateo (Calif.) before transferring to Kent State where as a senior he completed 56% of his passes (153 of 275 passes for 1,820 yards) with 13 touchdowns. He was also the leading rusher, gaining 1,551 yards on 215 attempts (an average of 7.5 yards per carry) and scoring 13 touchdowns. His offensive numbers broke Kent State's single-season record for total offense set by Joshua Cribbs in 2003.




PATRIOTS OFFENSIVE NOTES

EDELMAN GOES ON DEFENSE

Late in the fourth quarter of the Patriots' 37-16 win at the Jets (11/13) last season, Edelman was pressed into service on defense and registered his first NFL tackle when he laid a hard hit on RB LaDainian Tomlinson. He continued to see action on defense throughout the season and finished the year with 14 total tackles.

GRONKOWSKI SETS NFL RECORD FOR RECEIVING YARDS BY A TIGHT END

Rob Gronkowski finished the 2011 season with 1,327 receiving yards, surpassing San Diego's Kellen Winslow's 1980 record of 1,290 receiving yards for most receiving yards in a season by a tight end. New Orleans' Jimmy Graham also broke Winslow's old record, but finished with 1,310 receiving yards, 17 shy of Gronkowski's new record.



Most Receiving Yards by Tight End in the NFL

Player	Yards	Year
Rob Gronkowski	1,327	2011
Jimmy Graham (NO)	1,310	2011
Kellen Winslow (SD)	1,290	1980
Tony Gonzalez (KC)	1,258	2004
Todd Christensen (Raiders)	1,247	1983
Jackie Smith (STL)	1,205	1967
Tony Gonzalez (KC)	1,203	2000
Pete Retzlaff (PHI)	1,190	1965
Ben Coates (NE)	1,174	1994

Most Receiving Yards by a Patriots Tight End

Player	Yards	Year
Rob Gronkowski	1,327	2011
Ben Coates	1,174	1994
Ben Coates	915	1995
Aaron Hernandez	910	2011
Marv Cook	808	1991
Don Hasselbeck	808	1981

Most Receptions by a Patriots Tight End

Player	Rec.	Year
Ben Coates	96	1994
Rob Gronkowski	90	2011
Ben Coates	84	1995
Marv Cook	82	1991
Aaron Hernandez	79	2011

GRONKOWSKI SETS NFL MARK FOR TOUCHDOWNS BY A TIGHT END IN A SEASON

Gronkowski extended his NFL record for overall touchdowns in a single season by a tight end with two touchdown receptions vs. Buffalo (1/1/12) to 18 overall touchdowns (17 receiving and 1 rushing). Gronkowski passed the old mark of 13 receiving touchdowns by Vernon Davis (SF in 2009) and Antonio Gates (SD in 2004). In addition to his 17 touchdown receptions, Gronkowski scored on a lateral in the third quarter vs. Indianapolis (12/4) on his first career rushing play.

MOST TOTAL TDs BY A TIGHT END IN A SINGLE NFL SEASON

18	Rob Gronkowski	NE	2011	(17 pass, 1 rush)
13	Vernon Davis	SF	2009	(13 pass)
13	Antonio Gates	SD	2004	(13 pass)

MOST TD RECEPTIONS BY A TIGHT END IN A SINGLE NFL SEASON

17	Rob Gronkowski	NE	2011
13	Vernon Davis	SF	2009
13	Antonio Gates	SD	2004

GRONKOWSKI SECOND PATRIOTS TIGHT END TO REACH 1,000 YARDS

Gronkowski became the second tight end in New England Patriots history to go over 1,000 receiving yards after gaining 160 at Washington (12/11). He moved past TE Ben Coates (1,174 yards in 1994) to set the franchise record for most receiving yards by a Patriots tight end with 1,327 yards. He is the seventh tight end in NFL history to reach 1,200 yards.

GRONKOWSKI BECOMES FIRST PATRIOTS TIGHT END TO RECORD A RUSHING TOUCHDOWN

Gronkowski scored a 2-yard touchdown on a lateral from Tom Brady in the third quarter vs. Indianapolis (12/4), becoming the first tight end in Patriots history to score a rushing touchdown. Gronkowski is the first NFL tight end to score a rushing touchdown since Tennessee's Bo Scaife had a 31-yard scoring run against Baltimore on Nov. 12, 2006. He is the first tight end since the 1970 merger to have two receiving touchdowns and a rushing touchdown in the same game.

LEADS AFC IN SCORING; FIRST TIME THAT A TIGHT END HAS LED A CONFERENCE IN SCORING

Gronkowski led the AFC in scoring among nonkickers with 108 points in 2011 and finished second in the NFL to Philadelphia's LeSean McCoy, who had 120 points. It is the first time in NFL history that a tight end has led his conference in scoring and the first time a tight end has led the NFL in touchdown receptions (17).

BACK-TO-BACK 10 TOUCHDOWN SEASONS

Gronkowski set a Patriots record with 10 touchdowns in 2010 and broke that record with his 11th touchdown reception at Philadelphia on Nov. 27. With back-to-back 10 touchdown seasons (10 in 2010 and 17 in 2011), Gronkowski is the second Patriots player to have back-to-back seasons with 10 or more touchdown reception seasons. Randy Moss had three straight from 2007-09.

CONSECUTIVE 10-PLUS TOUCHDOWN SEASONS / PATRIOTS HISTORY

- 3 Randy Moss – 2007, 2008, 2009
- 3 Corey Dillon – 2004, 2005, 2006
- 2 Rob Gronkowski - 2010, 2011**
- 2 BenJarvus Green-Ellis – 2010, 2011
- 2 Curtis Martin – 1995, 1996

MOST 10-PLUS TOUCHDOWN SEASONS / PATRIOTS HISTORY

- 3 Randy Moss – 2007, 2008, 2009
- 3 Corey Dillon – 2004, 2005, 2006
- 2 Rob Gronkowski – 2001, 2011**
- 2 BenJarvus Green-Ellis – 2010, 2011
- 2 Curtis Martin – 1995, 1996
- 2 Stanley Morgan – 1979, 1986

GRONKOWSKI IS SECOND TE IN NFL HISTORY WITH BACK-TO-BACK 10-PLUS TD SEASONS

Gronkowski is the second tight end ever to have back to back 10-plus touchdown seasons, joining Antonio Gates (2004-05).

CONSECUTIVE 10-PLUS TD SEASON BY A TE /NFL HISTORY

- Rob Gronkowski 10 in 2010 and 18 in 2011**
- Antonio Gates 13 in 2004 and 10 in 2005

GRONKOWSKI IS SECOND IN NFL HISTORY TO RUSH FOR A TD, CATCH A TD, RECORD A TACKLE AND RETURN A KICKOFF IN THE SAME SEASON

In 2011, Gronkowski became the second tight end in NFL history to rush for a touchdown, catch a touchdown, record a tackle and return a kickoff in the same season. Bo Scaife was the first to accomplish the feat in 2006 with Tennessee.

GRONKOWSKI REACHED 20 TDS IN FEWEST GAMES AMONG TEs IN NFL HISTORY

With his two touchdowns vs. Kansas City (11/21), Gronkowski reached the 20 touchdown mark in just 26 career games, the fewest games among tight ends in NFL history.

THE TIGHT ENDS TO REACH 20 TOUCHDOWN RECEPTIONS IN THE FEWEST GAMES

Player	Team	Games to 20 TD catches
Rob Gronkowski	Patriots	26
Mike Ditka	Chicago	31
Kellen Winslow	San Diego	35
Antonio Gates	San Diego	37



PATRIOTS OFFENSIVE NOTES

GRONKOWSKI IS SECOND ON PATRIOTS LIST FOR TOUCHDOWNS BY A TIGHT END

Most Receiving Touchdowns by a Patriots Tight End

Player	TD	Years
Ben Coates	50	1991-99
Rob Gronkowski	29	2010-Present
Russ Francis	28	1975-80, 87-88
Ben Watson	20	2004-09

MOST TD CATCHES BY A PATS TIGHT END

MOST TOUCHDOWN CATCHES IN A SEASON BY A PATRIOTS TIGHT END

Player	Year	Rec	Yds	Avg	Lg	TD
Rob Gronkowski	2011	90	1327	14.7	52t	17
Rob Gronkowski	2010	42	546	13	28	10
Ben Coates	1996	62	682	11	84t	9

GRONKOWSKI'S 18 OVERALL TDS ARE SECOND MOST BY A PATRIOT IN A SEASON

Gronkowski finished the 2011 season with 18 overall touchdowns (17 receiving, 1 rushing). His 18 overall touchdowns passed Curtis Martin (17 overall in 1996) for the second highest single season total in Patriots history. Randy Moss had a franchise record 23 total touchdowns in 2007.

PATRIOTS RECORD BOOK / MOST TOUCHDOWNS IN A SEASON

Player	Season	TDs
Randy Moss	2007	23
Rob Gronkowski	2011	18
Curtis Martin	1996	17

GRONKOWSKI: NFL TIGHT END RECORD OF SEVEN GAMES OF TWO OR MORE TDS IN 2011

Gronkowski had his ninth game overall with two or more touchdowns and his seventh game in 2011 with two or more touchdowns in the season-finale vs. Buffalo (1/1/12). The seven games with two or more touchdowns extends his NFL record for a tight end. Antonio Gates (San Diego in 2004) and Jerry Smith (Washington in 1967) each had four two-touchdown games. The NFL record for most two-plus touchdown reception games in a season is eight by Randy Moss with the Patriots in 2007. Gronkowski's is tied with Cris Carter (1995) and Jerry Rice (1987) for the second most games with two or more touchdowns in a single season.

MOST GAMES WITH 2+ TD RECEPTIONS/SEASON

8	Randy Moss (Patriots)	2007
7	Rob Gronkowski (Patriots)	2011
7	Cris Carter (Minnesota)	1995
7	Jerry Rice (San Francisco)	1987

GRONKOWSKI LEADS ALL TIGHT ENDS WITH 29 TOUCHDOWN CATCHES SINCE 2010

Gronkowski's 29 touchdown receptions since the start of the 2010 season are the most among all NFL players during that so span. Gronkowski's 30 overall touchdowns since 2010 are tied with LeSean McCoy for second behind Arian Foster's 30 touchdowns.

Most Touchdowns Receptions by a Tight End Since 2010

Player	Touchdowns
Rob Gronkowski	29
Jimmy Graham	18
Antonio Gates	17
Vernon Davis	16
Tony Gonzalez	15
Aaron Hernandez	14
Jason Witten	14

Most Touchdown Receptions Since 2010

Player	Touchdowns
Rob Gronkowski	29
Calvin Johnson	28
Dwayne Bowe	22

GRONKOWSKI SETS TEAM MARK WITH A TD REC. IN SIX STRAIGHT GAMES

Gronkowski set a franchise record with a touchdown reception in six straight games at Washington (12/11/11). The Patriots record for most consecutive games with at least one touchdown overall is seven by Curtis Martin.

GRONKOWSKI GOES OVER 100

Gronkowski registered his sixth career 100-yard game and his fifth of the 2011 season after finishing with 108-yards in the season-finale vs. Buffalo (1/1/12). Gronkowski had a career-high 160 yards on six receptions at Washington (12/11). His previous best was a 113 yards at the NY Jets on Nov. 13, 2011. The record for a New England tight end is 161 yards by Ben Coates on Sept. 4, 1994 at Miami.

13TH TIME AN NFL TIGHT END HAS 90 RECEPTIONS

Gronkowski finished the season with 90 receptions, posting the 13th season with 90 or more receptions by a tight end. New Orleans' Jimmy Graham (99) also eclipsed the 90- reception plateau.

ALL IN THE FAMILY

Rob Gronkowski grew up playing football against his brothers in the backyard. Two of his brothers have NFL playing experience. Dan Gronkowski, finished the 2011 season with Cleveland after spending part of the season with the Patriots. He also spent time with Detroit (2009) and Denver (2010). Chris is currently playing for Denver after spending 2010 with Dallas and 2011 with Indianapolis. The Gronkowskis are among 23 different sets of three brothers to have played in the NFL and join nine other families with at least three brothers in the NFL playing at the same time. (Dan is currently out of the NFL).

Family	Brothers	Yr. in NFL at Same Time
Gronkowski	Rob, Dan, Chris	2010- 2011
Baldinger	Brian, Gary, Rich	1986-88, 90-92
Browner	Joey, Keith, Ross	1984-87
Olsen	Merlin, Phil, Orrin	1976
Saul	Rich, Bill, Ron	1970
Richardson	Gloster, Tom, Willie	1969
Rooney	Bill, Cobb, Joe	1924-27
Kinderdine	Hobby, Shine, Walt	1924
Nesser	Al, Frank, Fred, John, Phil, Ted	1921

GRONKOWSKI'S 27 TDS ARE SECOND MOST IN FIRST TWO NFL SEASONS

Most Touchdown Catches First Two NFL seasons

No.	Player
28	Randy Moss (Minnesota – 17 and 11)
27	Rob Gronkowski (10 and 17)
25	Bob Hayes (Dallas – 12 and 13)

Gronkowski 29 touchdown receptions and 30 touchdowns overall since entering the NFL in 2010. The NFL record for most touchdown reception in a player's first three NFL seasons is 47 by Barry Sanders and the record for most touchdown reception in a player's first three NFL season is 43 by Randy Moss.

GRONKOWSKI IS ONE OF FIVE NFL TIGHT ENDS WITH 90-PLUS RECEPTIONS, 1000-PLUS YARDS AND 10-PLUS TOUCHDOWNS IN A SINGLE SEASON

In 2011, Rob Gronkowski joined Dallas Clark, Jimmy Graham, Tony Gonzalez and Todd Christiansen, as the only tight ends in NFL history with 90-plus receptions, 1,000-plus yards and 10-plus touchdown receptions in a single season.

TIGHT ENDS WITH 90-PLUS RECEPTIONS, 1000-PLUS YARDS AND 10-PLUS TOUCHDOWNS IN A SEASON

Player	Rec.	Yards	TDs	Year
Rob Gronkowski (NE)	90	1,327	17	2011
Jimmy Graham (NO)	99	1,310	11	2011
Dallas Clark (IND)	100	1,106	10	2009
Tony Gonzalez (KC)	96	1,058	10	2008
Todd Christensen (LAR)	92	1,247	12	1983



PATRIOTS OFFENSIVE NOTES

TIGHT END TANDEM

Ron Gronkowski (90) and Aaron Hernandez (79) combined for 169 receptions in 2011, the most by a pair of tight ends in the same season in NFL history. Jason Witten (94) and Martellus Bennett (33) combined for 127 in 2010 with Dallas for the second most. Gronkowski and Hernandez combined yardage total of 2,237 in 2011 is the most by any tight end pair in NFL history.

Most Receptions by Tight Ends, NFL History

2011	Patriots	169
1984	San Diego	163
2005	Tennessee	149

Most Receiving Yards by Tight Ends, NFL History

2011	Patriots	2,237
1984	San Diego	1,927
1983	San Diego	1,886

TIGHT ENDS COMBINE FOR 24 TDS IN 2011

Gronkowski (17) and Hernandez (7) combined for 24 touchdown receptions. In 2010, Gronkowski had 10 touchdown catches, while Hernandez had six. It is the first time in NFL history a tight end tandem has had five or more touchdowns in consecutive seasons.

AARON HERNANDEZ LEARNS FROM HIS BROTHER

The relationship between Aaron Hernandez and his older brother D.J. has taken on many roles over the years: sibling, teammate, role model and surrogate father. They played high school football together – D.J. the star senior quarterback and Aaron, the athletic, but not quite ready, freshman. When their father passed away when Aaron



was 17, he relied on his brother even more. "I just followed my brother's footsteps," he told the Providence Journal. "I just tried to follow his work ethic because he did everything the right way. He was always successful." D.J., now a graduate assistant at the University of Miami, has tried to instill hard work and perseverance in his younger brother. It's paying off, as Aaron continues to thrive in the Patriots offense.

HERNANDEZ PUTS UP BIG NUMBERS IN 2011

Hernandez finished the 2011 season with 79 receptions for 910 yards and seven touchdowns. The 910 yards are the fourth best in Patriots history for a tight end and the 79 receptions fifth best in a single season.

Most Receiving Yards by a Patriots Tight End

Player	Yards	Year
Rob Gronkowski	1,327	2011
Ben Coates	1,174	1994
Ben Coates	915	1995
Aaron Hernandez	910	2011
Marv Cook	808	1991

BRANDON LLOYD OWNS THIRD-HIGHEST SINGLE SEASON RECEIVING AVG.

Brandon Lloyd finished the 2010 season with an 18.8-yard average on 77 receptions for 1,448 yards, the third-highest single season receiving average in NFL history.

HIGHEST RECEIVING AVERAGE SINGLE SEASON (Min. 75 receptions)

Since 1970 NFL Merger

Player	Team	Year	Avg.
Torry Holt	St. Louis	2000	19.9 (82-1,635)
Roy Green	St. Louis	1984	19.9 (78-1,555)
Brandon Lloyd	Denver	2010	18.8 (77-1,448)

LLOYD WAS BUSY AS A SALESMAN DURING THE NFL LOCKOUT

During the NFL lockout in 2011, Lloyd worked as a sales rep for Re-Steel in Commerce City, Colo., a company that sells specialty metals to the aerospace industry.

STEVAN RIDLEY HAS FIRST 100-YARD DAY

Stevan Ridley had his first career 100-yard day in the 2012 season opener at Tennessee with 125 yards rushing on 21 carries for a 6.0-yard average. In 2011, the Patriots had five runs of 20 or more yards. All of them were by Ridley, including a season-long 33-yard touchdown run at Oakland on Oct. 2.

RIDLEY GOES LONG

In the season opener at Tennessee, Ridley had five runs of 15 or more yards (17, 17, 16, 15, 15). No Patriots running back in at least the past 25 years has done that in a single game, according to the Elias Sports Bureau. It is the first time under Bill Belichick that a Patriots running back had five runs of 15 or more yards rushing in the same game. Ridley was the first under Belichick to have four runs of 15 or more yards in the same game when he had runs of 33, 25, 20, an 18 at Oakland on Oct. 2, 2011. Tennessee's Chris Johnson was the last NFL player to have five runs of 15 or more yards in a game (Nov. 27, 11 vs. Tampa Bay).

2011 FIRST ROUND PICK NATE SOLDER

It only took a day for Nate Solder to decide to change from his lifelong position of tight end to tackle after playing his freshman year at Colorado as a tight end. "My coaches came to me and said, 'You'd be an all right tight end, but you'd be an even better tackle,'" he told the Boston Globe. "I've always wanted to be great, so that's why I moved to tackle." He added over 30 pounds after his redshirt freshman season and was named the team's starting left tackle. He played in 2,540 of 2,542 offensive plays over the next three seasons at Colorado and became an immediate contributor on the Patriots offensive line at right tackle as a rookie before moving to left tackle.

MATTHEW SLATER: LIKE FATHER LIKE SON

Matthew Slater is one of seven sons of Hall of Fame members to be drafted in NFL history.

HALL OF FAME FATHERS WITH SONS DRAFTED IN THE NFL

Jackie Slater (class of 2001) – son, Matthew Slater (NE)
 Howie Long (class of 2000) – son, Chris Long (STL)
 Bobby Bell (class of 1983) – son, Bobby Bell (NYJ)
 Tony Dorsett (class of 1994) – son, Anthony Dorsett (HOU)
 Bob Griese (class of 1990) – son, Brian Griese (DEN)
 Russ Grimm (class of 2010) – son, Cody Grimm (TB)
 Kellen Winslow (class of 1995) – son, Kellen Winslow (CLE)

DONALD THOMAS: FROM NO HIGH SCHOOL FOOTBALL TO THE NFL

Donald Thomas found football while playing basketball. A former high school baseball and basketball player who had never played football at any level, Thomas often played pickup basketball at the student gymnasium and one day found himself playing with several members of the UConn football team who convinced him to try out for the team. After meeting with coaches, Thomas walked on to the team as a defensive lineman for the scout team in 2003. He red-shirted a year before contributing on special teams. In 2007, he got his chance to play offensive guard, earning All-Big East honors before being selected in the sixth round of the 2008 draft by the Miami Dolphins.

SEBASTIAN VOLLMER MAKES HIS MARK

A native of Kaarst, Germany, Vollmer did not begin playing football until the age of 14 when he started playing for the Dusseldorf club team. Vollmer helped lead his German prep school team to two national football championships. His early football success landed him an appearance in the 2004 Global Junior Championships in San Diego, which led him to a scholarship at Houston. He spoke almost no English when he signed with Houston, but he became fluent in the language as he developed from a 250-pound tight end into a 315-pound lineman who started his final 25 games at tackle for the Cougars. Vollmer's collegiate career created interest from the NFL where the Patriots drafted him in the second round of the 2009 draft. Nicknamed "Seabass" during his playing days at Houston, a nickname that has carried over to the NFL.



WR Wes Welker News & Notes

WELKER LEADS NFL IN RECEPTIONS SINCE 2007

Wes Welker leads the NFL with 562 receptions since the start of 2007. He is the first player to reach 300 receptions in his first 40 games with a new team. Welker led the NFL in 2011 with 122 receptions and led the AFC and finished second in the NFL with 1,569 receiving yards. He had 22 more receptions than the next wide receiver (Roddy White (ATL) with 100).



2007-PRESENT NFL REC. LEADERS

Player	Team	Rec.	Yds	TD
Wes Welker	NE	562	6,214	31
Reggie Wayne	IND	487	6,440	37
Brandon Marshall	DEN/MIA/CHI	485	6,081	33
Roddy White	ATL	485	6,611	43

WELKER BECOMES PATRIOTS ALL-TIME RECEPTION LEADER

Welker became the Patriots' all-time leader in receptions on a 25-yard pass from Tom Brady vs. Arizona (9/16/12) in the second quarter. The catch was the 558th of Welker's Patriots career, moving him past Troy Brown (557). Welker finished the game with 5 receptions and now has 562 as a member of the Patriots. On Nov. 13, 2011 vs. the New York Jets, Welker became the third Patriots player to reach 500 receptions as a member of the Patriots, joining Troy Brown (557) and Stanley Morgan (534).

WELKER REACHED 1,000 YARDS FOR A PATRIOTS RECORD FOURTH TIME

Welker reached 1,000 yards for the fourth time as a member of the Patriots in a win at the New York Jets on Nov. 13, 2011. He finished the 2011 season with a franchise record 1,569 yards. The four 1,000-yard seasons are the most by a Patriots receiver.

MOST 1,000-YARD RECEIVING SEASONS IN PATRIOTS HISTORY

4 Wes Welker (2007-09, 11)

3 Randy Moss (2007-09)

3 Stanley Morgan (1979, 1981, 1986)

WELKER SETS FRANCHISE RECORD IN 2011

Wes Welker had a career-high of 1,569 receiving yards in 2011 for a new franchise record. He surpassed Randy Moss, who had 1,493 yards in 2007.

PATRIOTS SINGLE-SEASON RECEIVING YARD LEADERS

Player	Season	Yds	Rec.	TD
Wes Welker	2011	1569	122	9
Randy Moss	2007	1493	98	23
Stanley Morgan	1986	1491	84	10
Wes Welker	2009	1348	123	4
Rob Gronkowski	2011	1327	90	17

WELKER BECOMES 2ND PLAYER IN NFL HISTORY WITH TWO 120-CATCH SEASONS

Welker led the NFL with 122 receptions in 2011, a total that is tied for the fourth-highest single-season total in NFL history. The 120-plus catch season was the second time in Welker's career he has passed the 120-reception mark (123 in 2009 and 122 in 2011), joining Cris Carter (122 in 1995 and 122 in 1994) as the only players to have 120-plus receptions twice in a career.

MOST RECEPTIONS IN A SEASON

Player	Team	Year	Receptions
Marvin Harrison	Indianapolis	2002	143
Wes Welker	New England	2009	123
Herman Moore	Detroit	1995	123
Wes Welker	New England	2011	122
Cris Carter	Minnesota	1995	122
Cris Carter	Minnesota	1994	122
Jerry Rice	San Francisco	1995	122

Most receptions in a season by a Patriots Player

Player	Year	Receptions
Wes Welker	2009	123
Wes Welker	2011	122
Wes Welker	2007	112
Wes Welker	2008	111
Troy Brown	2001	101

WELKER SETS PERSONAL BEST WITH NINE TOUCHDOWNS IN 2011

Welker caught a 24-yard touchdown in the third quarter at Washington (12/11/11) for his personal-best ninth touchdown of the season. His previous best was eight touchdowns in 2007.

WELKER TIED FOR 7TH ON PATS LIST WITH 31 TOUCHDOWNS

Welker (31) is tied with Troy Brown for seventh on the Patriots' all-time receiving list for touchdowns. Irving Fryar is in sixth place with 38 receiving touchdowns.

WELKER FINISHED WITH JUST UNDER 8 RECEPTIONS PER GAME IN 2011

Welker averaged 7.6 receptions per game in 2011, totaling 122 receptions in 16 games. The NFL record for highest average per game in a season is 8.9 by Marvin Harrison in 2002. Harrison in 2002 and Welker in 2009 with 8.8 are the only NFL players to average 8.0 or more receptions per game.

NFL Highest Average Per Game/Season

Player	Season	Average
Marvin Harrison (Indianapolis)	2002	8.9
Wes Welker (Patriots)	2009	8.8
Herman Moore (Detroit)	1995	7.7
Lionel Taylor (Denver)	1960	7.7
Wes Welker (Patriots)	2011	7.6
Cris Carter (Minnesota)	1994	7.6
Cris Carter (Minnesota)	1995	7.6
Jerry Rice (San Francisco)	1995	7.6

EIGHTH TIME IN NFL HISTORY A PLAYER REACHES 1,000 YARDS IN THE NINTH GAME

Welker reached 1,000 yards in the ninth game of the 2011 season. It is an accomplishment that has happened just eight times in NFL history since the 1970 merger and for the first time since Torry Holt accomplished the feat with St. Louis in 2003. Isaac Bruce accomplished the feat two times. All eight times the accomplishment was reached in the ninth game of the season.

PLAYERS WHO REACHED 1,000 RECEIVING YARDS BY TEAMS

NINTH GAME OF THE SEASON

Player	Team	Year
Wes Welker	Patriots	2011
Torry Holt	St. Louis	2003
Isaac Bruce	St. Louis	2000
Marvin Harrison	Indianapolis	2000
Isaac Bruce	St. Louis	1995
Michael Irvin	Dallas	1995
Jerry Rice	San Francisco	1990
Wes Chandler	San Diego	1982

WELKER BECOMES FASTEST PLAYER IN NFL HISTORY TO REACH 500 RECEPTIONS WITH ONE TEAM

Welker reached 500 receptions as a member of the Patriots in his 70th game with the team and became the fastest player to record 500 receptions with one team, surpassing Anquan Boldin (80 games with Arizona). He is the fourth player in NFL history with at least 500 catches in a five-year span. Only Marvin Harrison (five times), Cris Carter (twice) and Pro Football Hall of Famer Jerry Rice (once) have accomplished the feat.

THE PLAYERS TO REACH 500 RECEPTIONS WITH ONE TEAM IN

THE FEWEST GAMES

Player	Team	Games
Wes Welker	New England	70
Anquan Boldin	Arizona	80

WELKER LED TEAM IN RECEPTIONS FOR FIFTH STRAIGHT YEAR

Wes Welker became the first Patriots player to lead the team in receiving in four straight years after finishing 2010 with 86 receptions. He led the team for a fifth straight season with 122 receptions in 2011. He has now led the team in receiving yards four straight seasons.



WR Wes Welker/OFFENSIVE NOTES

WELKER HAD THREE STRAIGHT 100 CATCH AND 1,000 YARD SEASONS

Welker registered his third straight season with at least 100 receptions (123) and 1,000 receiving yards (1,348) in 2009. Only four other NFL players have had three consecutive seasons of at least 100 receptions and 1,000 yards receiving: Marvin Harrison (4, 1999-02), Brandon Marshall (3, 2007-09), Herman Moore (3, 1995-97) and Jerry Rice (3, 1994-96).

WELKER JOINS RICE AND HARRISON WITH FOURTH 100-RECEPTION SEASON

Welker added seven receptions at Washington (12/11) to reach 100 receptions for the season and become the third player in NFL history with four 100-catch seasons. Welker joins Marvin Harrison and Jerry Rice as the only players with four 100-reception seasons.

MOST 100-RECEPTIONS SEASON IN NFL HISTORY

Player	100-reception seasons
Wes Welker	4
Marvin Harrison	4
Jerry Rice	4
Brandon Marshall	3
Herman Moore	3
Andre Johnson	3
Reggie Wayne	3

WELKER: 7.1 CATCHES PER GAME SINCE 2007

Wes Welker is averaging 7.1 receptions per game since joining New England in 2007. His 7.1 average is the highest in the NFL during that time.

MOST RECEPTIONS PER GAME SINCE 2007

(Minimum-20 games)		
Player	Team	Average
Wes Welker	New England Patriots	7.1
Andre Johnson	Houston Texans	6.4
Brandon Marshall	Denver/Miami/Chicago	6.2

WELKER TIES NFL RECORD FOR 10-PLUS CATCH GAMES IN A SEASON WITH SEVEN IN 2009

Welker had seven 10-plus reception games in 2009 season to tie the NFL record for most 10-plus reception games in a single season. Andre Johnson of Houston had seven 10-plus reception games in 2008.

PATRIOTS MOST GAMES WITH 10-PLUS CATCHES

No. of 10-plus reception games for the Patriots

Wes Welker	14
Ben Coates	5
Troy Brown	5

WELKER TIES NFL RECORD WITH THREE GAMES OF 8 RECEPTIONS, 150 YARDS AND A TD

Welker is already tied with six other players as the only players in NFL history to have at least eight receptions, 150 receiving yards and at least one touchdown three times in a single season with three such games in 2011.

PLAYERS TIED FOR NFL RECORD OF THREE GAMES WITH 8+ REC, 150+ YDS, AND 1+ TD IN A SINGLE SEASON

Wes Welker	2011
Randy Moss	2003
Tim Brown	1995
Isaac Bruce	1995
Jerry Rice	1993
Sterling Sharpe	1989
Roy Green	1984

WELKER SETS FRANCHISE RECORDS

Welker had a career-high 217 receiving yards to set a franchise record at Buffalo (9/25/11). The previous record was set by Terry Glenn when he had 214 at Cleveland on Oct. 3, 1999. It is the second 200-yard performance in franchise history. Welker's previous best was 192 yards vs. the New York Jets (11/22/09). Welker's 16 receptions at Buffalo are also a personal best and are tied with Troy Brown for the franchise mark. Brown had 16 vs. Kansas City on Sept. 22, 2001. Welker's previous best were the 15 he had vs. the New York Jets (11/22/09).

WELKER TIED FOR THIRD AMONG ACTIVE PLAYERS WITH 14 10-PLUS RECEPTION GAMES

Welker now has 14 10-plus reception games in his career.

Most Games with 10+ receptions/Active Players

15 Andre Johnson	12 Anquan Boldin
14 Wes Welker	12 Brandon Marshall
14 Reggie Wayne	

MOST GAMES WITH 10+ RECEPTIONS IN NFL HISTORY


17 Jerry Rice	13 Tim Brown
16 Marvin Harrison	12 Anquan Boldin
15 Andre Johnson	12 Brandon Marshall
14 Wes Welker	
14 Cris Carter	
14 Reggie Wayne	

WELKER IS STREAKING

Welker has a streak of 96 straight regular-season games with at least one reception. He has caught at least one pass in each of his 86 games with the Patriots, including seven postseason games. The last time that Welker did not catch a pass in a game was December 24, 2005 when he was with Miami. He has caught at least one pass in 79 consecutive regular-season games with the Patriots to extend a franchise record. TE Ben Coates originally set the record with 63.

WOODHEAD GOES FROM DIVISION II TO THE NFL

Danny Woodhead was a standout at Division II Chadron State in Nebraska. He averaged 178.9 yards per game and totaled 101 rushing touchdowns during his collegiate career. Woodhead's outstanding junior and senior seasons earned him two Harlon Hill Trophies, the Division II equivalent to the Heisman Trophy. He is one of just three players to ever win two or more Harlon Hill Trophies, joining Texas A&M University-Kingsville running back Johnny Bailey, who won it three times (1987-89) before playing six seasons in the NFL for the Bears, Cardinals, and Rams. Valdosta State University's Dusty Bonner was the only other player to win the Harlon Hill Trophy multiple times (2000 and 2001).



DANNY WOODHEAD HAS SECOND HIGHEST RUSHING AVERAGE

Danny Woodhead's career average of 4.98 is the second best ever in franchise history among any players with at least 100 rushing attempts.

HIGHEST CAREER RUSHING AVERAGE/ PATRIOTS HISTORY

(Minimum 100 rushes)

Player	Rushes	Yds	Avg.
Jim Plunkett	159	817	5.14
D. Woodhead	188	936	4.98
Steve Grogan	445	2176	4.89

DANNY WOODHEAD SET TEAM MARK FOR RUSHING AVERAGE IN 2010

Danny Woodhead finished the 2010 season with 97 rushes for 547 yards, with his average of 5.64 yards per carry setting a new team record (minimum 90 rushing attempts). Woodhead topped Don Calhoun's previous team mark of 5.59 yards per carry in 1976 (129 attempts for 721 yards).

MOST YARDS PER CARRY / SINGLE SEASON PATRIOTS HISTORY

(Minimum 90 rushes)

Player	Year	Gm	Rush	Yds	Avg.	Lg
D. Woodhead	2010	14	97	547	5.64	36t
Don Calhoun	1976	14	129	721	5.59	54
Mosi Tatupu	1983	16	106	578	5.45	55



PATRIOTS DEFENSIVE NOTES

KYLE ARRINGTON TIED FOR NFL LEAD WITH SEVEN INTERCEPTIONS IN 2011

Kyle Arrington, who had just two interceptions during his entire college career at Hofstra, tied for the NFL lead with a career-high seven interceptions in 2011. The last Patriots player to lead the league in interceptions was Asante Samuel with 10 in 2006. Arrington had two games in 2011 with two picks: at Buffalo on Sept. 25 and vs. Kansas City on Nov. 21.

2011 NFL INTERCEPTION LEADERS

Player	Team	Int	Yds	Avg	Lg	TD
Kyle Arrington	NE	7	92	13.1	28	0
Eric Weddle	SD	7	89	12.7	26	0
Charles Woodson	GB	7	63	9.0	30t	1

PATRICK CHUNG'S JOURNEY TO THE NFL

Long before S Patrick Chung picked up flag football as a teen, his mother, Jamaican recording artist Sophia George, had preached about being a tough man in a song. Her hit single, "Girlie Girlie" – a traditional reggae song which pokes fun at a boy who was not man enough – topped the charts in 1985. Chung is aware that among his talents he was born with, such as speed and agility, singing is not one of them. Chung possesses a great sense of pride in his unique heritage – his mother is Jamaican and his father is half Jamaican and half Chinese, was born in Jamaica and moved to California at age 12 where he started to play football as a freshman in high school. Chung went on to star at Oregon, where he holds the distinction of starting more games than any other defensive player in school history with 51 starts. He originally entered the draft as a junior, but ultimately decided to return for his senior season. Pinned to the back of his locker is a reminder of the support he has gotten – a Jamaican flag that represents his family's heritage.



STEVE GREGORY WAS ABOUT TO ENTER THE POLICE ACADEMY UNTIL SAN DIEGO CALLED

Steve Gregory's father and stepmother are New York City police officers and both were on duty during the events of September 11, 2001. Following his college career at Syracuse, Gregory took the test to enter the police academy. He found out he passed the test on the same day that the San Diego Chargers called him to offer him a free agent contract.

DONT'A HIGHTOWER WEARS TEDY BRUSCHI'S JERSEY #54

As a first round draft pick, Dont'a Hightower is used to high expectations. Hightower went to training camp with jersey #45 but was switched to jersey #54 prior to the start of the regular season. Former LB Tedy Bruschi wore #54 for 13 seasons. Hightower understands the importance of the number and hopes to live up to its legacy. "I definitely feel honored to be able to wear this number," Hightower said. "I've read that Tedy didn't want it to be retired and he hoped another linebacker would come in and be able to wear this number and be able to play as well. I feel honored. Tedy was a great player, and he means a lot to this organization. I'm definitely proud to be able to wear this number. I'm not too big on fueling the hype, but hopefully I'll be able to go out and play and have as much success as he did."

2012 FIRST ROUND PICK CHANDLER JONES FOLLOWS IN BROTEHRS FOOTSTEPS

Chandler Jones has two brothers, including Arthur, a fifth-round NFL Draft selection by the Baltimore Ravens in 2010, who was a Syracuse defensive tackle, and John "Bones" Jones, a UFC fighter and the reigning Light Weight Champion.

CHANDLER'S PERK OF BEING IN THE NFL

Chandler Jones was excited to get the Madden football game and play himself: "I've always put myself in Madden Manually, but now that I can actually buy the game and see myself already installed in the game, it's great."

FIRST ROUND PICKS MAKE IMPACT IN 2012 OPENER

Chandler Jones forced a fumble on a 1-yard sack of Tennessee QB Jake Locker in the first quarter and Dont'a Hightower recovered the ball and ran 6-yards for a touchdown in the season opener at Tennessee (9/9/12). It is the first fumble returned for a touchdown for the Patriots since Gary Guyton returned a fumble 35 yards for a touchdown at Chicago on Dec. 12, 2010. It is the first defensive touchdown for the Patriots since Sterling Moore returned an interception 21 yards for a score vs. Buffalo on Jan. 1, 2012. Jones caused an opponent turnover for the second time this season vs. Arizona. Against Arizona, Jones forced Kevin Kolb to fumble on a third-down rushing play in the second quarter and Tavon Wilson recovered the ball to give the Patriots possession.

STILL RECEIVING THE LOVE

Kyle Love continues to receive motivation from his father, retired Army colonel Anthony Love. Every game day, his father sends him a text message with words of encouragement to get him excited. His dad has been motivating him since middle school and the message has always remained the same: "Give the coaches a reason to keep you."

KYLE LOVE 'MINI-V' FOLLOWS WILFORK

Kyle Love has been looking up to Vince Wilfork since his days at Mississippi State, when his teammates dubbed him "Mini-V" for his resemblance to the Patriots defensive tackle. The nickname led Love to closely monitor Wilfork as he finished his playing days with the Bulldogs. Little did he know that he would get the chance to watch Wilfork from an even closer perspective – lined up next to him on the Patriots defensive line. "I stay close to that guy always. Watch me out here, I'm right beside him, no matter what," Love told the *Boston Globe*. Now that they're on the same team, Wilfork has become an even bigger influence, like a big brother, according to Love.

STERLING MOORE RECORDS FIRST CAREER INTERCEPTIONS

Rookie Sterling Moore intercepted his first pass of his career at the Buffalo 25-yard line in the third quarter in the season-finale (1/1/12). The Patriots converted the turnover into a touchdown to give the Patriots their first lead of the game. He intercepted his second pass in the fourth quarter and returned it 21 yards for a touchdown.

MAYO OVER 100 TACKLES FOR THE FOURTH STRAIGHT YEAR

LB Jerod Mayo finished the 2011 season with 103 tackles, registering 100 tackles for the fourth straight year. He is the first player in New England history to register 100 tackles in his first four NFL seasons. He is the fifth Patriots player to register at least four consecutive 100 tackle seasons.



100 Tackles in at least four consecutive seasons/Patriots

6 Fred Marion (1985-1990)

5 Lawyer Milloy (1997-2001)

5 Vincent Brown (1991-1995)

4 Jerod Mayo (2008-2011)

4 Steve Nelson (1979-82)



DEFENSIVE NOTES/SPECIAL TEAMS

MAYO LED NFL WITH 193 TOTAL TACKLES IN 2010

Mayo finished first in the NFL with a career-high 193 total tackles in 2010 with two 19-tackle games: vs. BLT (10/17) and vs. GB (12/19). His 193 tackles are the highest since LB Steve Nelson had 207 tackles in 1984 and are the third highest in team history. Mayo had 10 games in 2010 with 10-plus tackles.

Patriots Single Season Tackle Leaders All-Time

Year	Player	Tackles
1983	LB Clayton Weishuhn	229
1984	LB Steve Nelson	207
2010	LB Jerod Mayo	193
1980	LB Steve Nelson	186

MAYO IS A YOUNG LEADER

Jerod Mayo learned knowledge and discipline are the keys to success while spending afternoons with his three brothers under the supervision of their grandfather, Walter Johnson, a retired Air Force veteran of 30 years. While Mayo's mother worked two jobs, Johnson taught the boys discipline, responsibility and the value of life. Those lessons helped Mayo develop a work ethic and demeanor that has earned him the nickname of "Old Soul" from his teammates. His leadership skills and talent helped him become only the second Patriot to be named AFC Rookie of the Year, earning that title in 2008 to join Michael Haynes (1976)

DOUBLE TROUBLE: CB DEVIN MCCOURTY

After being selected by the Patriots in the first round of the 2010 NFL Draft, CB Devin McCourty became part of a select group in league history. McCourty's identical twin brother, Jason, is a cornerback with Tennessee, selected in the sixth round of the 2009 NFL Draft. The two are the 12th set of twins to play in the NFL. Devin redshirted for the 2005 season and therefore was a year behind his brother in eligibility. McCourty is the second twin to suit up for the Patriots, after CB Kato Serwanga was a member of the team from 1998-2000. His twin brother, Wasswa, played for San Francisco and Minnesota from 1999-2001. According to McCourty's mother, the two can only be told apart by tiny scars on their faces left by chickenpox. The McCourty twins are one of three active sets of twins playing in the NFL.

Current Twins Playing in the NFL


Devin (NE) and Jason McCourty (TEN)

Pat (ARI) and Paul McQuistan (SEA)

Maurkice (PIT) and Mike Pouncey (MIA)

ROB NINKOVICH: WHERE DID HE COME FROM?

Rob Ninkovich's journey to the Patriots was not easy. He entered the league as a fifth-round pick by the Saints in 2006 and was waived four times by New Orleans and Miami before landing in New England on Aug. 2, 2009. He spent the 2009 offseason trying to make the New Orleans team as a long snapper. Before coming to the Patriots, he had appeared in just eight games over three years. He doubled that total in his first year in New England, appearing in 15 games in 2009 and his role on the team has grown since. He finished with 58 total tackles, four sacks, broke up three passes and had 11 special teams stops in 2010. He also had two interceptions, both against his former team, the Miami Dolphins. He tied for the AFC lead in fumble recoveries with three, with the most notable coming at San Diego on Oct. 24, 2010, when he returned a fumble 63 yards, marking the second longest fumble return in team history. He had his second 2-interception game at the New York Jets on Nov. 13, 2011 and returned his second pick 12 yards for a touchdown. Despite his success, Ninkovich told the Brockton Enterprise, "I don't want to get comfortable. You can't get comfortable because the first time you get comfortable, you're out of a job. I'm always uneasy. That keeps you going."



NINKOVICH SCORED AS A TE IN COLLEGE

Ninkovich played some at tight end in college at Purdue and caught two touchdown passes with a 2-yard touchdown pass from Dallas QB Kyle Orton and a 1-yard touchdown pass from former Indianapolis QB Curtis Painter.

NINKOVICH SACKS

Since the beginning of the 2010 season, Ninkovich leads the team with a total of 11.5 sacks over that span

VINCE WILFORK REGISTERS FIRST CAREER INTERCEPTIONS IN 2011

Vince Wilfork recorded his first career interception when he picked off QB Philip Rivers in the second quarter vs. San Diego (9/18). He had his second interception at Oakland (10/2) to join Anthony Pleasant (2001) as the only other Patriots defensive lineman to ever record two interceptions in the same season. Wilfork is one of four Patriots defensive lineman to ever record two interceptions overall, joining Pleasant, Richard Seymour and Henry Thomas.



WILFORK SCORES FIRST NFL TOUCHDOWN IN 2011

Wilfork recovered a fumble in the end zone at Washington (12/11) for his first touchdown. DE Andre Carter sacked QB Rex Grossman in the end zone and forced a fumble and Wilfork recovered the ball for the Patriots first points in their 34-27 victory.

WILFORK WEARS HIS HEART ON HIS NECK

Wilfork wears No. 75 over his shoulder pads. Underneath hangs a gold chain locket for those who were number one in his heart: his parents. In 2002, parents David and Barbara Wilfork both passed away within five months of each other, leaving the then University of Miami star without his greatest support system. Wilfork, who lost his father to diabetes, has raised hundreds of thousands of dollars for diabetes-related causes. His annual draft day fundraiser, a bowling event he has held for eight years, is one of the longest running fundraising events held by a pro athlete in New England. For his charity work, Wilfork was awarded the 2010 New England Patriots Ron Burton Community Service Award. While he will always cherish his National Championship and Super Bowl rings, his constant reminder lies closest to his heart, a picture of his late parents at their high school prom. "I carry them with me wherever I go," Wilfork said of his parents' keepsake. "My parents pushed me to be the best I could be. The things I do and my wife does, we do out of the kindness of our heart, and we do it for the community. I never look for anything in return. My teammates are my second family. My kids, my wife, the New England Patriots – that's all I have."

EVEN STEPHEN

Since joining the Patriots as a fourth-round draft choice in 2006, Stephen Gostkowski has connected on 84.5 percent of his regular-season field goal attempts (147-for-174), achieving the best field goal percentage in Patriots history.



PATRIOTS ALL-TIME LEADERS / FIELD

GOAL PCT. (Minimum 50 Attempts)

Player	Years	FGM	FGA	Pct.
Stephen Gostkowski	2006-12	147	174	.845
Adam Vinatieri	1996-05	263	321	.819
Matt Bahr	1993-95	55	72	.764
Tony Franklin	1984-87	93	125	.744
Jason Staurovsky	1988-91	50	69	.724



PATRIOTS SPECIAL TEAMS NOTES

GOSTKOWSKI THIRD IN POINTS

Gostkowski led the AFC and finished third in the NFL with 143 points in 2011. The 143 points are second to the 148 he had in 2008 and the fourth highest in team history. He is third all-time in Patriots history with 734 total points

Most Points/ Patriots History

Player	Points
Adam Vinatieri (1996-05)	1,158
Gino Cappelletti (1960-70)	1,130
Stephen Gostkowski (2006-12)	734
John Smith (1974-83)	69

GOSTKOWSKI SIXTH BEST EVER IN FG PCT.

Stephen Gostkowski's 84.5 field goal percentage is the sixth-best among NFL kickers all-time.

Player	Years	FGM	FGA	Pct.
Nate Kaeding	2004-12	179	206	86.9
Rob Bironas	2005-12	192	222	86.5
Mike Vanderjagt	1998-06	230	266	86.5
Robbie Gould	2005-12	190	221	86.0
Shayne Graham	2001-12	219	255	85.9
Stephen Gostkowski	2006-12	147	174	84.5
Matt Bryant	2002-12	206	244	84.4

GOSTKOWSKI IS FIRST PATRIOTS PLAYER TO KICK TWO 50-YARD FIELD GOALS IN THE SAME GAME

Gostkowski drilled a 51-yard field goal in the third quarter and a 53-yarder in the fourth quarter vs. Arizona on Sept. 16, 2012. The 53-yarder ties a career-long mark. He also had a 53-yarder at Denver on Nov. 11, 2009. It is the first time in Patriots history that a player has connected on two 50-yard field goals in the same game.

GOSTKOWSKI ONE 50-YARD FIELD GOAL AWAY FROM TYING FOR THE FRANCHISE LEAD

Gostkowski is now 7-of-10 from 50 yards or more as member of the Patriots and needs one more 50-yard field goal to tie Adam Vinatieri for most 50-yard field goals in New England history. Patriots Record for Most 50 Yard Field Goals

Player	Years	FGM	FGA	Pct.
Adam Vinatieri	1996-2005	8	17	47.1
Stephen Gostkowski	2006-12	7	10	70.0
Tony Franklin	1984-87	3	6	50.0

ZOLTAN MESKO: COMING TO AMERICA

P Zoltan Mesko was born in Timisoara, Romania on the Romania-Hungary border. On Many occasions in 1989, during the communist revolutions, his family was forced to take cover to avoid gun shots from the armies. Even after the fall of the Berlin Wall, his family lived in poverty. His family left Romania when his father won a United States Permanent Resident Card (green card) in the Diversity Immigrant Visa Lottery in 1997 when Mesko was 11. "I survived a war," he noted. "I was coming from a really low point growing up, with communism and a very adverse economic situation. Coming over here, I'm very grateful for where I am. It happens by luck that I am here," he said. "When my dad applied for the green card lottery, there were 20 million applicants and 55,000 winners. That's a percentage in itself that tells you I am lucky to be here."

MESKO DISCOVERS FOOTBALL

An avid soccer player from his days in Romania, Mesko had a strong leg. It was only when he came to America that he discovered his leg could take him places. In eighth grade, Mesko was playing kickball in the gym when he kicked the ball so high that he broke a light fixture. He was given a choice: pay for the light fixture or play football. The choice was an easy one—Mesko decided to play football. His leg would land him numerous Division I scholarships and admission offers from Ivy League schools. From those, Mesko chose to play football at Michigan.



MESKO SETS FRANCHISE RECORD WITH A 46.5 AVERAGE IN 2011

Mesko led the AFC and finished third in the NFL in 2011 with a 41.5 net average. His 46.5 average overall in 2011 is the best in team history, topping the 45.8 average by Tom Tupa in 1997.

MESKO HAS SIXTH-BEST NET AVERAGE IN NFL HISTORY IN 2011

Mesko finished the 2011 season with a 41.5 net average, the sixth-best net average in NFL history. It marked just the 24th time in NFL history that a player finished a season with a net average over 40 yard.

BEST NET AVERAGE IN NFL HISTORY/SEASON

Player	Year	Net Average
Andy Lee (San Francisco)	2011	44.0
Shane Lechler (Oakland)	2009	43.9
Thomas Morstead (New Orleans)	2011	43.1
Donnie Jones (St. Louis)	2009	41.7
Matt McBriar (Dallas)	2010	41.7
Zoltan Mesko (Patriots)	2011	41.5





2011 IN REVIEW

PATRIOTS SET FRANCHISE RECORD WITH 622 TOTAL YARDS IN 2011 OPENER

The Patriots 622 total yards at Miami (9/12/11) in the 2011 season opener is a franchise record. The previous high was 619 yards vs. Tennessee on Oct. 18, 2009. The Patriots now have two games in their history with 600 or more total yards.

PATRIOTS FORCE TURNOVERS

The Patriots lead the NFL with a +126 turnover margin since the 1994 season, including a league-leading and franchise record +28 in 2010 and an AFC leading +17 in 2011 that was third to San Francisco's +28 and Green Bay's +24. The Patriots +17 was 10 more than the second place AFC team (Houston at +7).

NFL TURNOVER MARGIN SINCE 1994

Rank	Team	Turnover Margin
1.	New England	+125
2.	Kansas City	+97
3.	Green Bay	+71

PATRIOTS SCORE TOUCHDOWNS

The Patriots scored 61 total touchdowns in 2011. That number is third in team history to the 75 scored in 2007 and the 65 scored in 2010.

MOST TOUCHDOWNS IN A SEASON / PATRIOTS

75 in 2007
65 in 2010
61 in 2011
52 in 1961 and 1980

PATRIOTS REACHED 400 POINTS FOR THE FIFTH STRAIGHT YEAR

The Patriots finished the 2011 season with 513 points for their fifth straight season of 400 or more points and their second straight season with over 500 points. The 513 points are third in team history. The Patriots are the third team to ever have at least five straight 400-point seasons. Indianapolis had five straight (2003-07) and San Diego has a current streak of eight straight 400 point seasons (2004-11).

MOST POINTS SCORED IN A SEASON BY THE PATRIOTS

589 in 2007
518 in 2010
513 in 2011
441 in 1980

PATRIOTS ON POINT

The Patriots averaged 32.1 points per game in 2011. That average ranks third all-time in team history.

HIGHEST AVG. POINTS PER GAME BY THE PATRIOTS

36.8 in 2007
32.4 in 2010
32.1 in 2011
29.5 in 1961

PATRIOTS SET FRANCHISE RECORD FOR MOST TOTAL NET YARDS IN 2011

The Patriots finished the 2011 season with 6,848 total net yards, setting a new franchise record for most total net yards in a season. That total is fourth all-time in NFL history.

MOST TOTAL NET YARDS/SEASON PATRIOTS

6,848 in 2011
6,580 in 2007
6,357 in 2009

MOST TOTAL NET YARDS/ NFL

7,474 New Orleans in 2011
7,075 St. Louis in 2000
6,936 Miami in 1984
6,848 Patriots in 2011

WHAT'S THE POINT?

During the past 12 seasons, the Patriots defense has always ranked higher in fewest points allowed than in yards allowed except for 2007 when both ranked fourth. The Patriots finished 15th in the NFL on defense by allowing an average of 21.4 points per game in 2011.

	Avg. Points Allowed	Avg. Yds Allowed
2011	21.4 (15)	411.1 (31)
2010	19.6 (8)	365.5 (25)
2009	17.8 (5)	320.2 (11)
2008	19.3 (8)	309.0 (10)
2007	17.1 (4)	288.3 (4)
2006	14.8 (2)	294.4 (6)
2005	21.1 (17)	330.2 (26)
2004	16.3 (2t)	310.6 (9)
2003	14.9 (1)	291.6 (7)
2002	21.6 (17)	336.1 (23)
2001	17.0 (6)	334.5 (24)
2000	21.1 (17)	334.6 (20)

TOP OFFENSE

The Patriots offense finished second in the NFL in total yards. The Patriots offense has finished in the top 10 five straight seasons. Since the 1970 merger, the Patriots offense has finished in the top 10 a total of 16 times, including seven times under Bill Belichick.

Year	Rank
2011	2 (428.0)
2010	8 (363.8)
2009	3 (397.3)
2008	5 (365.4)
2007	1 (411.3)

WELKER AND GRONKOWSKI ARE THE TOP TWO IN THE AFC

Wes Welker (1,569) and Rob Gronkowski (1,327) finished first and second respectively in the AFC in receiving yards. They became the first teammates to finish 1-2 in a conference in receiving yards since Torry Holt and Isaac Bruce in 2000 (St. Louis).

TEAMMATES TO FINISH FIRST AND SECOND IN A CONFERENCE

2011	New England	Wes Welker/Rob Gronkowski
2000	St. Louis	Torry Holt/Isaac Bruce
1982	San Diego	Wes Chandler/Kellen Winslow
1980	San Diego	John Jefferson/Kellen Winslow

DIVISIONAL DOMINANCE I

The New England Patriots own a 53-15 (.779) record in regular season AFC East games since the beginning of the 2001 season, compiling the best intra-division record of any team in the NFL.

NFL'S TOP DIVISIONAL RECORDS SINCE 2001

Team	W	L	T	Pct.
New England Patriots	53	15	0	.779
Pittsburgh Steelers	50	20	0	.714
Green Bay Packers	49	20	0	.710
Indianapolis Colts	47	21	0	.691

AFC EAST DIVISIONAL RECORDS SINCE 2001

Team	W	L	T	Pct.	Div. Titles	Years
New England	53	15	0	.779	9	2001, 03-07, 09-11
New York Jets	35	34	0	.507	1	2002
Miami	29	39	0	.426	1	2008
Buffalo	21	48	0	.304	0	---

NOTES: The Indianapolis Colts were members of the AFC East in 2001 and compiled a 3-5 divisional record that season. In 2002, the Patriots and Jets both finished with a 9-7 overall record and a 4-2 divisional record, but the Jets claimed the division title by virtue of having a better record against common opponents. In 2008, the Patriots and Dolphins both finished with an 11-5 overall record and a 4-2 divisional record, but Miami qualified for the playoffs due to a better conference record (8-4 to 7-5).

DIVISIONAL DOMINANCE II

The Patriots have the highest winning percentage in division games from November until the end of the season since 2002.

Team	W	L	T	Pct.
New England	27	7	0	.794
Indianapolis	25	9	0	.735
San Diego	25	9	0	.735
Green Bay	27	10	0	.730
Pittsburgh	27	11	0	.710



2011 IN REVIEW

HOME RECORD IN DECEMBER SINCE 2002

With a 20-1 record, the New England Patriots have the best home record in December in the NFL since Gillette Stadium opened in 2002. The Patriots have won 19 straight at home in December. This year the Patriots will play three of their final four regular season games at home.

Team	W	L	T	Pct.
New England	20	1	0	.952
Green Bay	18	4	0	.818
Indianapolis	19	6	0	.760
Denver	13	5	0	.722
Philadelphia	14	6	0	.700

NFL'S TOP DECEMBER RECORD SINCE 2001

The Patriots have an NFL-best 41-5 record in the month of December since the 2001 season, including a 4-0 record in 2011.

Rk	Team	Record
1	New England Patriots	41-5
2	Philadelphia Eagles	35-12
3	Pittsburgh Steelers	34-14
4	Indianapolis Colts	31-17
5	San Diego Chargers	31-18

The Patriots have finished undefeated in December seven times since 2001: (2001 - 4-0), (2003 - 4-0), (2005 - 4-0), (2007 - 5-0), (2008 - 4-0), (2010 - 4-0) and (4-0-211).

BEST RECORDS IN THE FINAL FOUR GAMES OF THE SEASON SINCE 2006

Team	W	L	T	Pct.
New England	22	2	0	.917
San Diego	22	2	0	.917
Philadelphia	19	5	0	.792
Baltimore	18	6	0	.750

STRONG IN THE SECOND HALF

Since 2001, the Patriots have done a remarkable job of finishing the season strong, compiling an NFL-best 69-16 (.812) record in games on or after Thanksgiving.

PATRIOTS BEFORE AND AFTER THANKSGIVING SINCE 2001

Season	Pre-Thanksgiving	Post-Thanksgiving	Overall
2001	5-5 (.500)	9-0 (1.000)	14-5*
2002	6-5 (.545)	3-2 (.600)^	9-7
2003	9-2 (.818)	8-0 (1.000)	17-2*
2004	9-1 (.900)	8-1 (.889)	17-2*
2005	6-4 (.600)	5-3 (.625)	11-7*
2006	7-3 (.700)	7-2 (.777)	14-5*
2007	10-0 (1.000)	8-1 (.889)	18-1*
2008	7-4 (.636)	4-1 (.800)	11-5
2009	7-3 (.700)	3-4 (.429)	10-7*
2010	8-2 (.800)	6-1 (.857)^	14-3*
2011	7-3 (.700)	8-1 (.889)	15-4*
Totals	81-32 (.717)	69-16 (.812)	150-48

*Includes playoffs ^Includes games played on Thanksgiving

BEST RECORDS IN GAMES PLAYED ON OR AFTER THANKSGIVING SINCE 2001

(Includes regular-season and playoff games)

Team	W	L	T	Pct.
New England	69	16	0	.812
Pittsburgh	58	24	0	.707
Philadelphia	52	29	0	.642
San Diego	45	26	0	.634
Green Bay	49	29	0	.628



PATRIOTS TIE THE NFL RECORD FOR MOST 30-POINT GAMES IN A SINGLE SEASON

The Patriots scored 30 points 12 times in 2011 to tie the NFL record for most 30-point games in a single season. The 2007 Patriots and the 1999 St. Louis Rams also had a dozen 30 point games. The NFL record for most consecutive 30-point games in a single season is eight by the 2007 and 2010 Patriots and the 2000 St. Louis Rams.

TWO PLAYERS WITH 10 OR MORE TOUCHDOWNS FOR SECOND STRAIGHT SEASON

RB BenJarvus Green-Ellis (11) and TE Rob Gronkowski (18) reached 10 or more touchdowns in 2011. It is the second straight season and fourth time in team history that the Patriots have had two players finish with 10 or more touchdowns in a season. In 2010, Gronkowski (10) and Green-Ellis (13) had 10 touchdown seasons. In 1976, Steve Grogan had 12 touchdowns (12 rushing) and Andy Johnson had 10 touchdowns (6 rushing, 4 receiving). In 1974, Mack Herron had 12 touchdowns (7 rushing, 5 receiving) and Sam Cunningham had 11 (9 rushing, 2 receiving).

18 100-YARD RECEIVING PERFORMANCES IN 2011 SET FRANCHISE RECORD

The Patriots had two receivers pass the 100-yard receiving mark against Buffalo, giving New England 18 individual 100-yard receiving performances in 2011. That number set a new franchise record, topping the 16 100-yard performances in 2007.

TWO PLAYERS WITH 100 YARDS FOR THE FIFTH TIME IN 2011

Both Rob Gronkowski (108) and Aaron Hernandez (138) went over 100 yards receiving vs. Buffalo (1/1/12), marking the fifth time that the Patriots had a game with two players over 100 yards receiving in 2011.

- Wes Welker (160) and Aaron Hernandez (103) at Miami (9/12/11)
- Welker (217) and Rob Gronkowski (109) at Buffalo (9/25/11)
- Welker (136) and Gronkowski (101) vs. NY Giants (11/6/11)
- Welker (115) and Deion Branch (125) at Philadelphia (11/27/11)
- Gronkowski (108) and Hernandez (138) vs. Buffalo (1/1/12).

2011 HONORS AND AWARDS

QB Tom Brady

- AFC Offensive Player of the Week (Wk. 1 at Miami)
- AFC Offensive Player of the Week (Wk. 2 vs. San Diego)
- AFC Offensive Player of the Month (November)
- AFC Offensive Player of the Week (Wk. 16 vs. Miami)
- AFC Offensive Player of the Month (December/January)
- AFC Pro Bowl starter

DE Andre Carter

- AFC Defensive Player of the Week (Wk. 10 at NY Jets)
- AFC Pro Bowl starter

WR Julian Edelman

- AFC Special Teams Player of the Week (Wk. 11 vs. KC)

TE Rob Gronkowski

- AFC Offensive Player of the Week (Wk. 14 at Washington)
- AFC Pro Bowl starter
- Associated Press All-Pro: First Team
- Pro Football Weekly All-NFL Team

G Logan Mankins

- AFC Pro Bowl starter
- Associated Press All-Pro: Second Team

DB Sterling Moore

- Pepsi NFL Rookie of the Week (Wk17 vs. Buffalo)

WR Matthew Slater

- AFC Pro Bowl (special teams)

T Nate Solder

- Pro Football Weekly All-Rookie Team

G Brian Waters

- AFC Pro Bowl starter

WR Wes Welker

- AFC Pro Bowl starter
- Associated Press All-Pro: First Team
- Pro Football Weekly All-NFL Team

NT Vince Wilfork

- AFC Pro Bowl starter
- Associated Press All-Pro: Second Team



2011 SEASON PERFORMANCES; WHERE DID THEY RANK?

TEAM			
Total Net Yards	6,848	Team History	1st
Total Net Yards	6,848	NFL History	4th
Victories	13	Team History	5th
Points Scored	513	Team History	3rd
Gm. w/ 30+ Points	12	NFL History	T-1st
Touchdowns Scored	61	Team History	3rd
First Downs	399	Team History	1st
First Downs	399	NFL History	2nd
Passing First Downs	262	Team History	1st
Passing First Downs	262	NFL History	2nd
Net Passing Yards	5,084	Team History	1st
Net Passing Yards	5,084	NFL History	4th
Fewest Fumbles	13	Team History	2nd
100-Yard Receivers	18	Team History	1st
Interceptions	23	AFC in 2011	1st
Interceptions	23	NFL in 2011	T-2nd
Turnover Differential	+17	Team History	T-2nd
Turnover Differential	+17	AFC in 2011	1st



TOM BRADY			
Passing Yards	5,235	NFL History	2nd
Passing Yards	5,235	Team History	1st
Passing Yds/Game	332.8	NFL History	2nd
Passing Yds/Game	332.8	Team History	1st
Completions	401	Team History	1st
Touchdown Passes	39	Team History	2nd
Touchdown Passes	39	NFL History	T-8th
300-Yd Passing Gm	11	Team History	1st
300-Yd Passing Gm	11	NFL History	2nd
Games with 2+ TD	14	Team History	T-1st
Games with 1+ TD	16	NFL History	T-1st
Games with 1+ TD	16	Team History	T-1st

WES WELKER			
Receptions	122	Team History	2nd
Receptions	122	NFL History	T-4th
Receptions	122	NFL in 2011	1st
Receiving Yards	1,569	Team History	1st
Receiving Yards	1,569	NFL in 2011	2nd
Longest Reception	99t	NFL History	T-1st



ROB GRONKOWSKI			
Total Touchdowns	18	Team History	2nd
Total TDs by a TE	18	NFL History	1st
TD Rec. by a TE	17	NFL History	1st
TD Reception	17	Team History	2nd
TD Reception	17	NFL History	T-5th
TD Reception	17	NFL in 2011	1st
Rec. Yards by a TE	1,327	NFL History	1st
Receiving Yards	1,327	Team History	6th
Receptions by a TE	90	Team History	2nd
Games with 2+ TD	7	NFL History	T-2nd
Gm w/2+ TD by a TE	7	NFL History	1st
Pts. by a Non-Kicker	108	NFL in 2011	2nd
Pts. by a Non-Kicker	108	AFC in 2011	1st

ROB GRONKOWSKI & AARON HERNANDEZ			
Rec. by TE Tandem	169	NFL History	1st

STEPHEN GOSTKOWSKI			
Points Scored	143	AFC in 2011	1st
Points Scored	143	Team History	4th

KYLE ARRINGTON			
Interceptions	7	NFL in 2011	T-1st
Interceptions	7	Team History	T-6th

ZOLTAN MESKO			
Punting Average	46.5	Team History	1st



PATRIOTS KEY CONTRIBUTORS

OFFENSE

WR Wes Welker (TR-MIA, '07)

Became the Patriots' all-time leader in receptions on a 25-yard pass from Tom Brady in the second quarter of the Week 2 loss to the Arizona Cardinals. The catch was the 558th of Welker's Patriots career, moving past Troy Brown (557). Welker entered the game tied with Brown for the franchise lead. Welker finished the day with 5 receptions and now has 562 as a member of the Patriots ... Welker finished with 95 yards receiving against Arizona and now has 6,214 receiving yards as a member of the Patriots. Welker needs 153 more receiving yards to move past Troy Brown (6,366) into second place on the New England all-time receiving yards list. Stanley Morgan is in first place with 10,352 yards.

Welker vs. Baltimore (Regular Season)

<u>G</u>	<u>Rec</u>	<u>Yds</u>	<u>Avg</u>	<u>LG</u>	<u>TD</u>
4	16	119	7.4	21	0

LT Nate Solder (D1, '11)

Appeared in all 16 games in 2011, making 13 starts – 11 at right tackle and two as a tackle-eligible tight end ... Started all three postseason games at right tackle, including Super Bowl XLVI.

This is Solder's first regular season game vs. Baltimore

LG Logan Mankins (D2, '05)

Eighth-year mainstay at guard and four time Pro Bowler, has started all 106 regular-season games and all 13 postseason games in which he has appeared in since joining the Patriots in 2005.

This is Mankins' third regular season game vs. Baltimore

OL Dan Connolly (FA-'07)

Started at right guard in the 2012 season opener at Tennessee ... Took over as starting center after season-ending leg injury to Dan Koppen in the 2011 opener ... Played in 13 games with 11 starts in 2011 ... Started at center for all three postseason games, including Super Bowl XLVI against the N.Y. Giants (2/5).

This is Connolly's fourth regular season game vs. Baltimore

OL Marcus Cannon (D5a, '11)

Was activated of the Reserve/Non-Injury list on Nov. 15, 2011 and played in seven games on the offensive line and on special teams as a rookie.

This is Cannon's first regular season game vs. Baltimore

RT Sebastian Vollmer (D2d, '09)

Inactive for 10 regular season and two playoff games in 2011 due to injury ... Returned in the postseason to start at right tackle in Super Bowl XLVI vs. the N.Y. Giants (2/5).

This is Vollmer's third regular season game vs. Baltimore



OL RYAN WENDELL (FA-'08)

Started at center in the first two games of the 2012 season ... After spending his rookie season and most of the 2009 season on the practice squad, Ryan Wendell has been a key reserve on the offensive line, seeing starting assignments at center and both guard positions ... Also plays on special teams units.

This is Wendell's second regular season game vs. Baltimore

TE Rob Gronkowski (D2a, '10)

His 5-yard touchdown reception from Tom Brady in the fourth quarter of last week's game against Arizona was his 29th touchdown reception for his career, moving him out of a second place tie with Russ Francis (28) into sole possession of second place for most touchdown receptions by a Patriots tight end. Ben Coates is first with 50 touchdown receptions ... Set an NFL record for receiving yards by a tight end in a single season with 1,327 in 2011. Gronkowski also set the NFL all-time record for touchdowns by a tight end in a single season, finishing with 18 (17 receiving, 1 rushing) ... Reached 20 career touchdowns faster than any tight end in NFL history (26 games). Pro Football Hall of Fame TE Mike Ditka previously held the record, achieving the feat in 31 games.

TE Aaron Hernandez (D4, '10)

Hernandez's 45 receptions in 2010 set a franchise record for most receptions by a rookie tight end, passing Greg Baty's previous rookie tight end record of 37 receptions in 1986 ... Finished second among AFC tight ends in receptions (79) and yards (910) in 2011.



WR Brandon Lloyd (UFA-STL, '12)

The first year Patriot led the NFL in receiving yards (1,448), receptions of 25+ yards (18) and ranked second in the league with nine receptions of 40+ yards in 2010 with Denver.

Lloyd vs. Baltimore (10/10/10)

<u>Rec</u>	<u>Yds</u>	<u>Avg</u>	<u>LG</u>	<u>TD</u>
5	135	27	44t	2

QB Tom Brady (D6, '00)

Brady has now thrown at least one touchdown pass in 34 straight regular season games, extending his team

mark on a 5-yard touchdown pass to TE Rob Gronkowski in the fourth quarter. Brady's current streak started when he threw a touchdown pass in all 16 games in 2010 and 2011 and now the first two games of 2012. The old team record was 19 games, also set by Brady ... Brady's (40,531 passing yards) moved past Hall of Famer Johnny Unitas (40,239) into 13th place on the NFL's all-time passing list with a 16-yard completion to RB Stevan Ridley in the first quarter. He passed for 316 yards against Arizona and needs 21 passing yards to move past Joe Montana (40,551) into 12th place all-time.

Brady vs. Baltimore (Regular Season)

<u>G</u>	<u>Att</u>	<u>Com</u>	<u>Yds</u>	<u>Pct.</u>	<u>TD</u>	<u>INT</u>	<u>LG</u>
4	144	81	979	56.3	4	3	43

RB Stevan Ridley (D3a, '11)

Had a career day in Week 1 of the 2012 season vs. Tennessee, finishing with 125 yards on 21 carries for a 6.0-yard average. It was his first NFL 100-yard rushing day. His previous bests were 97 yards at Oakland (10/2/11) and 15 carries vs. Buffalo (1/1/12). He scored on a 1-yard run in the third quarter for his second NFL touchdown. He scored his first NFL touchdown on a 33-yard run at Oakland (10/2/11). In 2011, the Patriots had just one player finish with 100 yards rushing when BenJarvus Green-Ellis had 136 yards vs. New York Jets on Oct. 9, 2011.

RB Danny Woodhead (FA-'10)

Played in 15 games with three starts in 2011, compiling 351 yards on 77 carries (4.6 avg.) and a touchdown. Caught 18 passes for 157 yards (8.7 avg.) and scored both of New England's 2-point conversions in 2011 ... Also returned 20 kickoffs for 437 yards (21.9 avg.) and added five special teams tackles ... In 2010, his 5.64 average yards per carry set a Patriots record (minimum 90 rushing attempts) and ranked fourth in the NFL.

PATRIOTS KEY CONTRIBUTORS

DEFENSE

DE Chandler Jones (D1a, '12)

In Week 2 against Arizona Jones forced Kevin Kolb to fumble on a third-down rushing play in the second quarter and Tavon Wilson recovered the ball to give the Patriots possession. Jones, who also had a strip-sack in Week 1 against Tennessee, has forced a fumble in each of his first two NFL games.

DT Vince Wilfork (D1, '04)

Wilfork has played in 124 games with 114 starts over eight-plus seasons with the Patriots (2004-12) ... The Patriots own a 96-28 (.774) record in Wilfork's 124 career regular-season games ... Has been a Pro Bowl selection four times (2007, 2009-11).

DT Kyle Love (FA-'10)

Appeared in all 16 contests in 2011, starting 13. Finished the season with 4.0 sacks for 14 yards, 55 tackles and a fumble recovery ... Started all three postseason games and finished with nine tackles and a pass defended ... Originally joined the team as a rookie free agent in 2010.

DL Rob Ninkovich (FA-'09)

Ninkovich, who recorded a sack in the first quarter of last week's game against Arizona, leads the team with a total of 11.5 sacks since the beginning of the 2010 season.

DL Brandon Deaderick (D7b, '10)

Started the 2011 season on the Reserve/PUP list before being activated on Oct. 29 ... After being activated, Deaderick started five of the 10 games in which he played, recording 20 tackles and 2.0 sacks on the season.



LB Jerod Mayo (D1, '08)

Mayo had a team-leading 13 tackles in the season-opener at Tennessee (9/9) and a team-leading 9 tackles vs. Arizona ... Mayo finished the 2011 season with 103 tackles, registering 100 tackles for the fourth straight year. He is the first player in New England history to register 100 tackles in his first four NFL seasons. He is the fifth Patriots player to register at least four consecutive 100 tackle seasons.

LB Brandon Spikes (D2c, '10)

Started all three postseason games in 2011 and was second on the team with 27 tackles, including 1.0 sack and one interception and defended three others ... Started and registered a career-high 14 stops and one pass defended at Pittsburgh (10/30) ... Was limited to eight games with six starts in the regular season due to injury.

LB Don'ta Hightower (D1b, '12)

Returned a Jake Locker fumble for a 6-yard touchdown in Week 1 at Tennessee. The fumble was caused by fellow rookie Chandler Jones ... Started 42-of-44 games at the University of Alabama...Recorded 234 tackles (101 solo), including 5.0 sacks for minus 30 yards, 21.0 stops for losses of 67 yards and 25 quarterback pressures...A finalist for the Chuck Bednarik, Butkus and Lombardi Awards, Hightower was a consensus All-American and unanimous All-SEC first-team selection in 2011.

Hightower 2011 Alabama

<u>G</u>	<u>Tot</u>	<u>Sol</u>	<u>Ast</u>	<u>Sk/Yds</u>	<u>Int/Yds</u>	<u>PD</u>	<u>FF</u>	<u>FR</u>
13	85	40	45	4.0/26.0	1/29	3	0	0

CB Devin McCourty (D1, '10)

Finished the 2011 season with two interceptions, 12 passes defended, 94 tackles on defense and five special teams tackles ... McCourty's seven interceptions in 2010 are the second-most by a Patriots rookie in franchise history and tied for second in the NFL.

CB Kyle Arrington (FA-'09)

Started 14 of 16 games and tied Charles Woodson (Green Bay) and Eric Weddle (San Diego) for most interceptions in the league in 2011 with seven ... Notched multiple interceptions twice in 2011 – at Buffalo (9/25) and vs. Kansas City (11/21).



S Steve Gregory (UFA-SD, '12)

In 2011 Gregory played in 16 games with 13 starts at strong safety for the San Diego Chargers and finished with 67 tackles, three passes defended and one interception, which was returned for a touchdown.

S Patrick Chung (D2a, '09)

Missed eight games due to injury in 2011 ... Finished the season with 67 tackles, 1.0 sack, one interceptions and four passes defended ... Started all three playoff games including Super Bowl XLVI and made 15 tackles and defended one pass.



SECOND WINNINGEST PRO SPORTS TEAM SINCE 1994

PATRIOTS ARE SECOND WINNINGEST PRO SPORTS FRANCHISE SINCE 1994

Since the 1994 season, the Patriots have won 66.9 percent of their regular season games (194-96), compiling the second-highest winning percentage in major American professional sports over that period. Since 1994, there have been 143 franchises that have fielded teams in the five major American sports leagues (NFL, MLB, NBA, NHL and MLS).

HIGHEST WINNING PERCENTAGE IN MAJOR AMERICAN PROFESSIONAL SPORTS, 1994-PRESENT

(Regular Season – Includes National Football League, Major League Baseball, National Basketball Association, National Hockey League and Major League Soccer)

Records updated through games of September 17, 2012

Rk	Team	Lg.	W	L	T/OTL	Pct.
1	San Antonio Spurs	NBA	971	456	0	0.680
2	New England Patriots	NFL	194	96	0	0.669
3	Detroit Red Wings	NHL	816	359	185	0.668
4	Los Angeles Lakers	NBA	934	494	0	0.654
5	Green Bay Packers	NFL	186	104	0	0.641
6	Pittsburgh Steelers	NFL	185	104	1	0.640
7	New Jersey Devils	NHL	748	438	174	0.614
8	Seattle Sounders FC	MLS	57	30	35	0.611
9	Utah Jazz	NBA	867	561	0	0.607
10	New York Yankees	MLB	1789	1202	0	0.598
11	Indianapolis Colts	NFL	173	117	0	0.597
12	Dallas Stars	NHL	710	458	192	0.593
13	Philadelphia Flyers	NHL	689	448	210	0.589
14	Phoenix Suns	NBA	841	587	0	0.589
15	Colorado Avalanche/Quebec Nordiques	NHL	707	475	178	0.585
16	Dallas Mavericks	NBA	823	605	0	0.576
17	Atlanta Braves	MLB	1721	1275	0	0.574
18	Denver Broncos	NFL	166	124	0	0.572
19	Philadelphia Eagles	NFL	164	124	1	0.569
20	Los Angeles Galaxy	MLS	247	180	94	0.564
21	Orlando Magic	NBA	798	630	0	0.559
22	Houston Dynamo	MLS	85	60	70	0.558
23	Vancouver Canucks	NHL	658	504	198	0.557
24	San Jose Sharks	NHL	660	508	192	0.556
25	St. Louis Blues	NHL	651	501	207	0.555
26	Miami Heat	NBA	792	636	0	0.555
27	Buffalo Sabres	NHL	660	513	187	0.554
28	Boston Red Sox	MLB	1655	1343	0	0.552
29	Oklahoma City/Seattle Thunder	NBA	788	640	0	0.552
30	Boston Bruins	NHL	643	503	214	0.551
31	Chicago Fire	MLS	200	154	103	0.550
32	Indiana Pacers	NBA	785	643	0	0.550
33	Ottawa Senators	NHL	655	520	185	0.550
34	Baltimore Ravens	NFL	141	116	1	0.548
35	Houston Rockets	NBA	783	645	0	0.548
36	Pittsburgh Penguins	NHL	658	529	172	0.547
37	Washington Capitals	NHL	642	529	188	0.542
38	Detroit Pistons	NBA	773	655	0	0.541
39	Portland Trail Blazers	NBA	768	660	0	0.538
40	Nashville Predators	NHL	503	424	139	0.537
41	Dallas Cowboys	NFL	155	135	0	0.534
42	Minnesota Vikings	NFL	155	135	0	0.534
43	St. Louis Cardinals	MLB	1600	1394	0	0.534
44	San Francisco 49ers	NFL	154	136	0	0.531
45	New York Giants	NFL	153	136	1	0.529
46	Toronto Maple Leafs	NHL	627	548	185	0.529
47	New Orleans/Charlotte Hornets	NBA	753	675	0	0.527
48	Los Angeles/Anaheim/CA Angels	MLB	1580	1418	0	0.527
49	Los Angeles Dodgers	MLB	1574	1422	0	0.525
50	San Francisco Giants	MLB	1572	1424	0	0.525

NOTES: This analysis uses NFL rules when calculating winning percentage, counting ties as a half-win and a half-loss. For NHL teams, overtime losses (OTL) and ties from 2001-2004 (the NHL abolished ties in 2005-2006 and instituted a shootout system) are counted as ties when calculating winning percentage.

HIGHEST WINNING PERCENTAGE AMONG BOSTON-AREA MAJOR PROFESSIONAL SPORTS TEAMS, 1994-PRESENT

(Rankings listed below are each team's overall ranking among the 143 major American pro sports teams)

Records updated through games of September 17, 2012

Rank	Team	Lg.	W	L	T/OTL	Pct.
2	New England Patriots	NFL	194	96	0	0.669
28	Boston Red Sox	MLB	1655	1343	0	0.552
30	Boston Bruins	NHL	643	503	214	0.551
80	Boston Celtics	NBA	713	715	0	0.499
107	New England Revolution	MLS	192	229	101	0.465



THE TEAM OF THE DECADE

When Robert Kraft purchased the New England Patriots in 1994, few would have thought that 17 years later the franchise would be the undisputed team of the decade in the first decade of the new millennium. Kraft brought a winning vision to the organization and dedicated his resources to building a consistent winner. On Jan. 27, 2000, Kraft hired Bill Belichick to coach the team, and three months later the team drafted then-unheralded quarterback Tom Brady, putting the final pieces in place for the Patriots to become the most successful NFL team of the 2000s. Below is a look at the accomplishments of the Patriots during the first decade of the new millennium that earned the Patriots the "Team of the Decade" moniker.

THE PATRIOTS' UNMATCHED NFL SUCCESS FROM 2000-2009

Super Bowl Titles

New England	3
Pittsburgh.....	2
Baltimore.....	1
Indianapolis.....	1
New Orleans.....	1
N.Y. Giants.....	1
Tampa Bay.....	1

Conference Titles

New England	4
Indianapolis.....	2
N.Y. Giants.....	2
Pittsburgh.....	2
10 Teams	1

Division Titles

New England	7
Indianapolis.....	6
Philadelphia.....	5
Pittsburgh.....	5
San Diego.....	5

Note: The Patriots also finished tied for the division lead twice during the 2000s but lost the division title on tiebreakers in 2002 and 2008.

Playoff Wins

New England	14
Philadelphia.....	10
Pittsburgh.....	10
Indianapolis.....	9
Baltimore.....	8

Playoff Winning Percentage

Team	W	L	Pct.
New England	14	4	.777
New Orleans	5	2	.714
Pittsburgh	10	4	.714
Arizona	4	2	.667
Carolina	5	3	.625
Baltimore	8	5	.615

Playoff Games Played

New England	18
Philadelphia.....	18
Indianapolis.....	17
Pittsburgh.....	14
Baltimore.....	13
N.Y. Giants.....	11

Overall Wins

(Includes Regular Season and Playoffs)

New England	126
Indianapolis.....	124
Pittsburgh.....	113
Philadelphia.....	113
Baltimore.....	100

Overall Winning Percentage

(Includes Regular Season and Playoffs)

Team	W	L	T	Pct.
New England	126	52	0	.708
Indianapolis	124	53	0	.701
Pittsburgh	113	60	1	.652
Philadelphia	113	64	1	.638
Green Bay	98	71	0	.580

Most Victories in a Season (Inc. Playoffs), 2000-09

Team	Year	W
New England	2007	18
New England	2003	17
New England	2004	17
Baltimore	2000	16
St. Louis	2001	16
Pittsburgh	2004	16
Indianapolis	2006	16
Indianapolis	2009	16
New Orleans	2009	16

Most Victories in a Single Regular Season, 2000-09

Team	Year	W
New England	2007	16
Pittsburgh	2004	15
New England	2003	14
New England	2004	14
Indianapolis	2005	14
Indianapolis	2009	14
St. Louis	2001	14

Playoff Games Hosted

New England	9
Philadelphia	9
Pittsburgh.....	8
Indianapolis.....	8

Major Sports League Titles, 2000-09

Los Angeles Lakers	NBA	4
New England Patriots	NFL	3
San Antonio Spurs	NBA	3
Boston Red Sox	MLB	2
Detroit Red Wings	NHL	2
Houston Dynamo	MLS	2
Los Angeles Galaxy	MLS	2
New Jersey Devils	NHL	2
New York Yankees	MLB	2
Pittsburgh Steelers	NFL	2
San Jose Earthquakes	MLS	2

Major Sports Conference Titles, 2000-09

Los Angeles Lakers	NBA	6
New England Patriots	NFL	4
New England Revolution	MLS	4
Los Angeles Galaxy	MLS	4
New York Yankees	MLB	4
Detroit Red Wings	NHL	3
New Jersey Devils	NHL	3
San Antonio Spurs	NBA	3

Seasons of NFL Playoff Advancement

Philadelphia	7
New England	6
Pittsburgh.....	5
Baltimore.....	4
Indianapolis.....	4
Green Bay	3
Oakland.....	3
Seattle	3
New Orleans.....	3



PATRIOTS FOOTBALL NETWORK

The **Patriots Football Network** (PFN) is the full portfolio of media offerings from the three-time Super Bowl Champion New England Patriots. PFN provides Patriots content produced both in-house and with media partners spanning print, television, radio and the Internet.

PATRIOTS ALL ACCESS

T Emmy-Award winning Patriots All Access airs weekly throughout the season on WBZ, Channel 4 in Boston and regional affiliates. Patriots All Access features exclusive, behind-the-scenes access and in-depth weekly features on Patriots players and personnel. Hosted by WBZ's Steve Burton, the show features weekly sit-downs with Coach Bill Belichick, including the popular "Belestrator" segment where the coach breaks down upcoming opponents. Fridays at 7:00 p.m. and Sundays at 9:00 a.m. on **TV 38 in Boston; WNAC-TV in Providence**; Saturdays at 12:05 a.m. on **WMUR-TV in Manchester, N.H.** Saturdays at 5:00 a.m. on **WMTW-TV in Portland, Maine**; Saturdays at 5:00 p.m. on **WCTX-TV in Hartford, Conn.** Saturdays at 7:00 p.m. on **WFXQ-TV in Springfield, Mass.**; Sundays at 11:00 a.m. on **WVII-TV in Bangor, Maine**



TOTALLY PATRIOTS



Totally Patriots is a unique, one of a kind Patriots show aimed for the next generation of Patriots fans. This weekly, youth oriented football show allows school aged fans unprecedented access to their favorite players, enabling them to ask questions in a relaxed, informal setting.

PATRIOTS TODAY AND PATRIOTS THIS WEEK

PATRIOTS TODAY: Available daily at Patriots.com and on Verizon Fios on Demand, as well as on Verizon wireless' VCAST.

PATRIOTS THIS WEEK: Fridays 10:30 p.m. on Comcast Sports Net.

Patriots Today gives fans a daily, in-depth look at the club that is unmatched by any other outlet. The show is hosted by Jackie Brittain with daily reports from Brian Lowe and twice-weekly analysis from PFW's Paul Perillo. This daily Webcast is dedicated exclusively to the Patriots and provides daily features, reports and commentary that will satisfy every fan's daily Patriots fix. Every Friday at 10:30 a.m. on Comcast Sports Net, Jackie Brittain will bring you *Patriots This Week*, providing a thorough recap of each week's developments.

PATRIOTS.COM NEWS

Patriots.com features daily updates and exclusive content from the writers of *Patriots Football Weekly*, offering everything from breaking news to player features and the popular "Ask PFW" postings.

VIDEO

The first professional sports team website to offer streaming video provides Patriots fans with a variety of exclusive video content. Visitors can choose their channel and watch exclusive video from news to cheerleaders. Patriots.com also features video of every Patriots press conference, including postgame press conferences and Coach Belichick's weekday media updates.

AUDIO

Patriots Web Radio programming is available exclusively on Patriots.com beginning at noon each day, Monday through Friday. Kicking off the programming lineup is PFW In Progress, a daily online program that features candid commentary from the writers of *Patriots Football Weekly*. Following PFW In Progress is Patriots Playbook, hosted by John Rooke, featuring items from around the NFL. And new in 2012 is the addition of three shows from FootballNation.com including Kerry Byrne and his Cold Hard Patriots.com also offers streaming audio of every Patriots press conference, as well as archives of Patriots.com Radio shows and exclusive podcasts.

PATRIOTS MONDAY ON WEEI

WEEI Sports Radio broadcasts Patriots Monday each week, offering fans unique insight and analysis from Coach Belichick and Tom Brady in addition to other Patriots players. WEEI will broadcast Patriots Monday live from Gillette Stadium each Monday, kicking off with Dennis & Callahan at 6:00 a.m.

PATRIOTS FRIDAY ON WEEI

WEEI Sports Radio broadcasts Patriots Friday each week, offering fans a look ahead at the weekend's game, match ups and rivalries. Various Patriots players will be featured on air. WEEI will broadcast Patriots Fridays each week throughout the season, kicking off with Dennis & Callahan at 6:00 a.m., followed by Mutt and Merloni at 10:00 a.m. and The Big Show with Glenn Ordway and Michael Holley from 2:00 to 6:00 p.m.

98.5 THE SPORTS HUB PATRIOTS RADIO NETWORK

A new era in Patriots Radio history began in 2009, with the move of the game broadcasts to 98.5 FM, Boston's Sports Hub. The transition to Boston's new all-sports radio station insures that Patriots fans will continue to hear every kick, block and tackle in stereo, and without static, in crystal-clear FM quality. Fans all over New England will be able to listen in to any of 40 stations on the Safety Insurance 98.5 The Sports Hub Patriots Radio Network, starting with Patriots Preview three hours before kickoff, and capped off with Patriots Postgame for three hours after the final gun.



FLAGSHIP STATION 98.5 FM Boston's Sports Hub

MASSACHUSETTS

WAQY	Springfield	102.1 FM
WBEC	Pittsfield	1420 AM
WPKZ	Fitchburg	1280 AM
WNAW	N. Adams	1230 AM
WBSM	New Bedford	1420 AM
WPVQ	Greenfield	95.3 FM
WSAR	Fall River	1480 AM
WWFX	Worcester	100.1 FM
WXTK	Hyannis	95.1 FM

MAINE

WEBB	Augusta	98.5 FM
WWMJ	Bangor	95.7 FM
WBLM	Portland	102.9 FM
WEGP	Presque Isle	1390 AM

CONNECTICUT

WCCC	Hartford	106.9 FM
WGCH	Greenwich	1490 AM
WINY	Putnam	1350 AM
WMOS	New London	102.3 FM

NEW HAMPSHIRE

WTPL	Concord	107.7 FM
WSAK	Hampton	102.1 FM
WLKZ	Laconia	104.9 FM
WKNE	Keene	99.1 FM
WSHK	Portsmouth	105.3 FM
WGHM	Nashua	1590 AM
WPKQ	N. Conway	103.7 FM
WGAM	Manchester	1250 AM

RHODE ISLAND

WPRO	Providence	630 AM
WEAN	Providence	99.7 FM

NEBRASKA

KRNP	Sutherland	100.7 FM
------	------------	----------

NEW YORK

WUSP	Utica	95.5 FM
WUSP	Utica	1550 AM
WARD	Utica	1480 AM

VERMONT

WBTN	Bennington	1370 AM
WORK	Barre	107.1 FM
WKVT	Brattleboro	92.7 FM
WCPV	Burlington	101.3 FM
WEXP	Rutland	101.5 FM
WMOO	Derby Center	92.1 FM
WSTJ	St Johnsbury	1340 AM
WMXR	Woodstock	93.9 FM



2012 OFFENSIVE STATISTICS

WON 1, LOST 1

09/09 W 34-13	at Tennessee	69,143
09/16 L 18-20	Arizona	68,756
09/23	at Baltimore	
09/30	at Buffalo	
10/07	Denver	
10/14	at Seattle	
10/21	New York Jets	
10/28	at St. Louis	
11/11	Buffalo	
11/18	Indianapolis	
11/22	at New York Jets	
12/02	at Miami	
12/10	Houston	
12/16	San Francisco	
12/23	at Jacksonville	
12/30	Miami	

	N.E.	Opp.
TOTAL FIRST DOWNS	50	32
Rushing	21	9
Passing	29	20
Penalty	0	3
3rd Down: Made/Att	11/27	9/28
3rd Down Pct.	40.7	32.1
4th Down: Made/Att	0/0	1/2
4th Down Pct.	0.0	50.0
POSSESSION AVG.	31:21	28:39
TOTAL NET YARDS	777	529
Avg. Per Game	388.5	264.5
Total Plays	145	122
Avg. Per Play	5.4	4.3
NET YARDS RUSHING	252	125
Avg. Per Game	126.0	62.5
Total Rushes	63	49
NET YARDS PASSING	525	404
Avg. Per Game	262.5	202.0
Sacked/Yards Lost	5/27	3/8
Gross Yards	552	412
Att./Completions	77/51	70/44
Completion Pct.	66.2	62.9
Had Intercepted	1	1
PUNTS/AVERAGE	10/32.6	10/48.9
NET PUNTING AVG.	10/28.3	10/43.7
PENALTIES/YARDS	11/80	8/69
FUMBLES/BALL LOST	0/0	3/3
TOUCHDOWNS	5	3
Rushing	1	1
Passing	3	2
Returns	1	0

* SCORE BY PERIODS	Q1	Q2	Q3	Q4	OT	PTS
TEAM	10	17	10	15	0	52
OPPONENTS	9	0	14	10	0	33

* SCORING	TD-Ru-Pa-Rt	K-PAT	FG	S	PTS
Gostkowski	0 0 0 0	4/ 4	6/ 7	0	22
Gronkowski	2 0 2 0			0	12
Hernandez	1 0 1 0			0	6
Hightower	1 0 0 1			0	6
Ridley	1 1 0 0			0	6
TEAM	5 1 3 1	4/ 4	6/ 7	0	52
OPPONENTS	3 1 2 0	3/ 3	4/ 4	0	33
2-Pt Conv: TM 0-1, OPP 0-0					
SACKS: Cunningham 1, C. Jones 1, Ninkovich 1, TM 3, OPP 5					
FUM/LOST:					

* RUSHING	No.	Yds	Avg	Long	TD
Ridley	39	196	5.0	20	1
Woodhead	14	38	2.7	10	0
Bolden	5	11	2.2	9	0
Hernandez	1	5	5.0	5	0
Hilliard	1	2	2.0	2	0
Brady	3	0	0.0	2	0
TEAM	63	252	4.0	20	1
OPPONENTS	49	125	2.6	17	1

* RECEIVING	No.	Yds	Avg	Long	TD
Lloyd	13	129	9.9	27	0
Gronkowski	12	135	11.3	28	2
Welker	8	109	13.6	36	0
Hernandez	6	59	9.8	23t	1
Edelman	6	57	9.5	17	0
Ridley	5	51	10.2	20	0
Woodhead	1	12	12.0	12	0
TEAM	51	552	10.8	36	3
OPPONENTS	44	412	9.4	35	2

* INTERCEPTIONS	No.	Yds	Avg	Long	TD
Wilson	1	0	0.0	0	0
TEAM	1	0	0.0	0	0
OPPONENTS	1	0	0.0	0	0

* PUNTING	No.	Yds	Avg	Net	TB	In	Lg	B
Mesko	9	326	36.2	28.3	2	5	51	1
TEAM	10	326	32.6	28.3	2	5	51	1
OPPONENTS	10	489	48.9	43.7	0	4	59	0

* PUNT RETURNS	Ret	FC	Yds	Avg	Long	TD
Edelman	5	1	52	10.4	22	0
Welker	0	1	0	---	---	0
TEAM	5	2	52	10.4	22	0
OPPONENTS	1	2	3	3.0	3	0

* KICKOFF RETURNS	No.	Yds	Avg	Long	TD
McCourtly	3	74	24.7	28	0
Slater	1	19	19.0	19	0
TEAM	4	93	23.3	28	0
OPPONENTS	6	148	24.7	32	0

* FIELD GOALS	1-19	20-29	30-39	40-49	50+
Gostkowski	0/ 0	1/ 1	2/ 2	1/ 2	2/2
TEAM	0/ 0	1/ 1	2/ 2	1/ 2	2/2
OPPONENTS	0/ 0	2/ 2	1/ 1	1/ 1	0/0
Gostkowski: (25G,31G) (46G,34G,51G,53G,42N)					
OPP: (28G,24G) (38G,47G)					

* PASSING	Att	Cmp	Yds	Cmp%	Yds/Att	TD	TD%	Int	Int%	Long	Sack/Lost	Rating
Brady	77	51	552	66.2	7.17	3	3.9	1	1.3	36	5/ 27	94.7
TEAM	77	51	552	66.2	7.17	3	3.9	1	1.3	36	5/ 27	94.7
OPPONENTS	70	44	412	62.9	5.89	2	2.9	1	1.4	35	3/ 8	82.6



2012 DEFENSIVE STATISTICS

Tackle Statistics based on Coaches Film Review

PLAYER Name	TACKLES			SACKS			INTERCEPTIONS				FUMBLES				SP. TEAMS				
	TT	UT	A	S	Yds	QH	Int	Yds	TD	PD	FF	FR	Yds	TD	TT	UT	A	FF	FR
Jerod Mayo	24	20	4	0.0	0.0	0	0	0	0	1	0	0	0	0	0	0	0	0	0
Brandon Spikes	14	9	5	0.0	0.0	2	0	0	0	0	1	0	0	0	0	0	0	0	0
Dont'a Hightower	13	10	3	0.0	0.0	0	0	0	0	0	0	1	6	1	0	0	0	0	0
Devin McCourty	11	7	4	0.0	0.0	0	0	0	0	2	0	0	0	0	0	0	0	0	0
Chandler Jones	11	5	6	1.0	1.0	2	0	0	0	0	2	0	0	0	0	0	0	0	0
Patrick Chung	11	7	4	0.0	0.0	0	0	0	0	1	0	0	0	0	0	0	0	0	0
Kyle Love	9	5	4	0.0	0.0	0	0	0	0	0	0	0	0	0	0	0	0	0	0
Kyle Arrington	6	3	3	0.0	0.0	0	0	0	0	1	0	0	0	0	2	2	0	0	0
Steve Gregory	6	4	2	0.0	0.0	0	0	0	0	0	0	0	0	0	0	0	0	0	0
Tevon Wilson	5	4	1	0.0	0.0	0	1	0	0	2	0	0	0	0	0	0	0	0	0
Rob Ninkovich	5	3	2	1.0	0.0	1	0	0	0	0	0	0	0	0	0	0	0	0	0
Ras-I Dowling	4	3	1	0.0	0.0	0	0	0	0	0	0	0	0	0	0	0	0	0	0
Jermaine Cunningham	4	3	1	1.0	7.0	1	0	0	0	0	0	0	0	0	0	0	0	0	0
Vince Wilfork	4	1	3	0.0	0.0	1	0	0	0	0	0	0	0	0	0	0	0	0	0
Sterling Moore	1	1	0	0.0	0.0	0	0	0	0	0	0	0	0	0	0	0	0	0	0
Trevor Scott	0	0	0	0.0	0.0	1	0	0	0	0	0	0	0	0	1	1	0	0	0
Nate Ebner	0	0	0	0.0	0.0	0	0	0	0	0	0	0	0	0	2	2	0	0	0
Tracy White	0	0	0	0.0	0.0	0	0	0	0	0	0	0	0	0	1	1	0	0	0
Matthew Slater	0	0	0	0.0	0.0	0	0	0	0	0	0	0	0	0	1	0	1	0	0
Steven Gostkowski	0	0	0	0.0	0.0	0	0	0	0	0	0	0	0	0	1	1	0	0	0
	128	85	43	3.0	8.0	8	1	0	0	7	3	1	6	1	8	7	1	0	1

FUMBLES - LOST (0-0)				
				Own
No.	Lost	Rec	O.B.	
0	0	0	0	0

MISC. OFFENSIVE STATS				
Tkl	Ast	FF	FR	
1	0	0	0	0
1	0	0	0	0

KEY	
TT-Total Tackles	Int/Yds-Interceptions/Yards Returned
UT-Unassisted Tackles	PD-Passes Defensed

BLOCKED KICKS		
XP	FG	P
Totals	0	0



2012 New England Patriots Roster

AS OF SEPTEMBER 18, 2012

ALPHABETICAL ROSTER

#	NAME	POS	HT	WT	BORN	YR	COLLEGE	H.S. HOMETOWN
48	Aiken, Danny	LS	6-4	260	8/28/1988	2	Virginia	Roanoke, Va.
24	Arrington, Kyle	CB	5-10	195	8/12/1986	4	Hofstra	Accokeek, Md.
92	Bequette, Jake	DE	6-4	265	2/21/1989	R	Arkansas	Little Rock, Ark.
38	Bolden, Brandon	RB	5-11	220	1/26/1990	R	Mississippi	Baton Rouge, La.
97	Brace, Ron	DL	6-3	330	12/18/1986	4	Boston College	Worcester, Mass.
12	Brady, Tom	QB	6-4	225	8/3/1977	13	Michigan	San Mateo, Calif.
61	Cannon, Marcus	OL	6-5	340	5/6/1988	2	Texas Christian	Odessa, Texas
25	Chung, Patrick	S	5-11	210	8/19/1987	4	Oregon	Rancho Cucamonga, Calif.
23	Cole, Marquice	CB	5-10	195	11/13/1983	4	Northwestern	Hazel Crest, Ill.
63	Connolly, Dan	OL	6-4	310	9/2/1982	7	Southeast Missouri St.	St. Louis, Mo.
96	Cunningham, Jermaine	DE	6-3	255	4/24/1988	3	Florida	Stone Mountain, Ga.
71	Deaderick, Brandon	DL	6-4	305	8/19/1987	3	Alabama	Elizabethtown, Ky.
37	Dennard, Alfonzo	CB	5-10	200	9/9/1989	R	Nebraska	Rochelle, Ga.
21	Dowling, Ras-I	CB	6-1	210	5/9/1988	2	Virginia	Chesapeake, Va.
43	Ebner, Nate	DB	6-0	210	12/14/1988	R	Ohio State	Dublin, Ohio
11	Edelman, Julian	WR	5-10	200	5/22/1986	4	Kent State	Redwood City, Calif.
86	Fells, Daniel	TE	6-4	265	9/23/1983	6	UC Davis	Fullerton, Calif.
98	Forston, Marcus	DL	6-3	305	9/28/1989	R	Miami (Fla.)	Miami, Fla.
94	Francis, Justin	DE	6-4	270	2/8/1989	R	Rutgers	Opa-Locka, Fla.
3	Gostkowski, Stephen	K	6-1	215	1/28/1984	7	Memphis	Madison, Miss.
28	Gregory, Steve	S	5-11	200	1/8/1983	7	Syracuse	Staten Island, N.Y.
87	Gronkowski, Rob	TE	6-6	265	5/14/1989	3	Arizona	Pittsburgh, Pa.
81	Hernandez, Aaron	TE	6-1	245	11/6/1989	3	Florida	Bristol, Conn.
54	Hightower, Dont'a	LB	6-3	270	3/12/1990	R	Alabama	Lewisburg, Tenn.
30	Hilliard, Lex	RB	5-11	235	7/30/1984	4	Montana	Klipsell, Mont.
47	Hoomanawanui, Michael	TE	6-4	263	7/4/1988	3	Illinois	Bloomington, Ill.
95	Jones, Chandler	DE	6-5	260	2/27/1990	R	Syracuse	Endicott, N.Y.
85	Lloyd, Brandon	WR	6-0	200	7/5/1981	10	Illinois	Blue Springs, Mo.
74	Love, Kyle	DL	6-1	315	11/18/1986	3	Mississippi State	Fairburn, Ga.
15	Mallett, Ryan	QB	6-6	245	6/5/1988	2	Arkansas	Texarkana, Texas
70	Mankins, Logan	G	6-4	310	3/10/1982	8	Fresno State	Catheys Valley, Calif.
51	Mayo, Jerod	LB	6-1	250	2/23/1986	5	Tennessee	Hampton, Va.
32	McCourty, Devin	CB	5-10	195	8/13/1987	3	Rutgers	Montvale, N.J.
65	McDonald, Nick	OL	6-4	305	6/27/1987	3	Grand Valley State	Sterling Heights, Mich.
14	Mesko, Zoltan	P	6-5	230	3/6/1986	3	Michigan	Twinsburg, Ohio
29	Moore, Sterling	DB	5-10	200	2/3/1990	2	Southern Methodist	Antioch, Calif.
50	Ninkovich, Rob	DL	6-2	260	2/1/1984	7	Purdue	Blue Island, Ill.
22	Ridley, Stevan	RB	5-11	220	1/27/1989	2	Louisiana State	Natchez, Miss.
59	Rivera, Mike	LB	6-2	255	1/10/1986	1	Kansas	Shawnee Mission, Kan.
17	Salas, Greg	WR	6-1	209	8/25/1988	2	Hawaii	Chino, Calif.
99	Scott, Trevor	DE	6-5	250	8/30/1984	5	Buffalo	Potsdam, N.Y.
18	Slater, Matthew	WR	6-0	210	9/9/1985	5	UCLA	Anaheim, Calif.
77	Solder, Nate	T	6-8	320	4/12/1988	2	Colorado	Buena Vista, Colo.
55	Spikes, Brandon	LB	6-2	255	9/3/1987	3	Florida	Shelby, N.C.
64	Thomas, Donald	OL	6-4	305	9/25/1985	5	Connecticut	New Haven, Conn.
34	Vereen, Shane	RB	5-9	205	5/2/1989	2	California	Valencia, Calif.
76	Vollmer, Sebastian	T	6-8	320	7/10/1984	4	Houston	Kaarst, Germany
83	Welker, Wes	WR	5-9	185	5/1/1981	9	Texas Tech	Oklahoma City, Okla.
62	Wendell, Ryan	OL	6-2	300	3/4/1986	4	Fresno State	Diamond Bar, Calif.
58	White, Tracy	LB	6-0	235	4/14/1981	10	Howard	St. Stephen, S.C.
75	Wilfork, Vince	DL	6-2	325	11/4/1981	9	Miami (Fla.)	Boynton Beach, Fla.
27	Wilson, Tavon	DB	6-0	210	3/19/1990	R	Illinois	Washington, D.C.
39	Woodhead, Danny	RB	5-8	200	1/25/1985	5	Chadron State	North Platte, Neb.

NUMERICAL ROSTER

#	NAME	POS
3	Stephen Gostkowski	K
11	Julian Edelman	WR
12	Tom Brady	QB
14	Zoltan Mesko	P
15	Ryan Mallett	QB
17	Greg Salas	WR
18	Matthew Slater	WR
21	Ras-I Dowling	CB
22	Stevan Ridley	RB
23	Marquice Cole	CB
24	Kyle Arrington	CB
25	Patrick Chung	S
27	Tavon Wilson	DB
28	Steve Gregory	S
29	Sterling Moore	DB
30	Lex Hilliard	RB
32	Devin McCourty	CB
34	Shane Vereen	RB
37	Alfonzo Dennard	CB
38	Brandon Bolden	RB
39	Danny Woodhead	RB
43	Nate Ebner	DB
47	Michael Hoomanawanui	TE
48	Danny Aiken	LS
50	Rob Ninkovich	DL
51	Jerod Mayo	LB
54	Dont'a Hightower	LB
55	Brandon Spikes	LB
58	Tracy White	LB
59	Mike Rivera	LB
61	Marcus Cannon	OL
62	Ryan Wendell	OL
63	Dan Connolly	OL
64	Donald Thomas	OL
65	Nick McDonald	OL
70	Logan Mankins	G
71	Brandon Deaderick	DL
74	Kyle Love	DL
75	Vince Wilfork	DL
76	Sebastian Vollmer	T
77	Nate Solder	T
81	Aaron Hernandez	TE
83	Wes Welker	WR
85	Brandon Lloyd	WR
86	Daniel Fells	TE
87	Rob Gronkowski	TE
92	Jake Bequette	DE
94	Justin Francis	DE
95	Chandler Jones	DE
96	Jermaine Cunningham	DE
97	Ron Brace	DL
98	Marcus Forston	DL
99	Trevor Scott	DE

PRACTICE SQUAD

#	NAME	POS	HT	WT	BORN	YR	COLLEGE	H.S. HOMETOWN
72	Austin, Thomas	OL	6-4	308	11/14/1986	2	Clemson	Camden, S.C.
46	Develin, James	RB	6-3	251	7/23/1988	2	Brown	Gilbertsville, Pa.
68	Kopa, Matt	OL	6-6	310	2/25/1987	2	Stanford	Elk Grove, Calif.
31	Quarles, Cyhl	S	6-3	212	4/6/1989	R	Wake Forest	Norcross, Ga.
53	Tarpinian, Jeff	LB	6-3	240	10/16/1987	2	Iowa	Omaha, Neb.
19	Taylor, Kerry	WR	6-0	196	2/20/1989	1	Arizona State	Chandler, Ariz.
60	Warren, Jeremiah	OL	6-4	320	9/20/1987	R	South Florida	Panama City, Fla.
41	Williams, Malcolm	DB	5-11	205	11/22/1987	2	Texas Christian	Grand Prairie, Texas

PRACTICE SQUAD

#	NAME	POS
19	Kerry Taylor	OL
31	Cyhl Quarles	S
41	Malcolm Williams	WR
46	James Develin	RB
53	Jeff Tarpinian	TE
60	Jeremiah Warren	LB
68	Matt Kopa	OL
72	Thomas Austin	OL

RESERVE/DID NOT REPORT

#	NAME	POS	HT	WT	BORN	YR	COLLEGE	H.S. HOMETOWN
54	Waters, Brian	G	6-3	320	2/18/1977	13	North Texas	Waxahachie, Texas

RESERVE/DID NOT REPORT

#	NAME	POS
54	Brian Waters	G

RESERVE/P.U.P. LIST

#	NAME	POS	HT	WT	BORN	YR	COLLEGE	H.S. HOMETOWN
88	Ballard, Jake	TE	6-6	275	12/21/1987	2	Ohio State	Springboro, Ohio
91	Pryor, Myron	DL	6-1	305	6/13/1986	4	Kentucky	Louisville, Ky.

RESERVE/P.U.P. LIST

#	NAME	POS
91	Myron Pryor	DL
88	Jake Ballard	TE

RESERVE/N.F.I. LIST

#	NAME	POS	HT	WT	BORN	YR	COLLEGE	H.S. HOMETOWN
66	Zusevics, Markus	T	6-5	300	4/25/1989	R	Iowa	Arlington Heights, Ill.

RESERVE/N.F.I. LIST

#	NAME	POS
66	Markus Zusevics	T

EXEMPT/LEFT SQUAD

#	NAME	POS	HT	WT	BORN	YR	COLLEGE	H.S. HOMETOWN
42	Fiammetta, Tony	FB	6-0	250	8/22/1986	4	Syracuse	Walkersville, Md.

EXEMPT/LEFT SQUAD

#	NAME	POS
42	Tony Fiammetta	FB

RESERVE/INJURED LIST

#	NAME	POS	HT	WT	BORN	YR	COLLEGE	H.S. HOMETOWN
26	Allen, Will	CB	5-10	195	8/5/1978	12	Syracuse	Syracuse, N.Y.
30	Barrett, Josh	S	6-2	225	11/22/1984	5	Arizona State	Reno, Nev.
42	Demps, Jeff	RB	5-7	191	1/8/1990	R	Florida	Groveland, Fla.
52	Fletcher, Dane	LB	6-2	245	9/14/1986	3	Montana State	Bozeman, Mont.
82	Herman, Brad	TE	6-5	255	12/29/1989	R	Iowa	Metamora, Ill.
69	Hix, Kyle	OL	6-7	315	9/23/1988	2	Texas	Aledo, Tex.
46	Larsen, Spencer	FB	6-2	245	3/4/1984	5	Arizona	Gilbert, Ariz.
71	Richard, Jamey	OL	6-5	295	10/9/1984	5	Buffalo	Weston, Conn.
80	Shiancoe, Visanthe	TE	6-4	250	6/18/1980	10	Morgan State	Laurel, Md.

RESERVE/INJURED LIST

#	NAME	POS
26	Will Allen	CB
30	Josh Barrett	S
42	Jeff Demps	RB
46	Spencer Larsen	FB
52	Dane Fletcher	LB
69	Kyle Hix	OL
71	Jamey Richard	OL
80	Visanthe Shiancoe	TE
82	Brad Herman	TE

RESERVE/MILITARY LIST

#	NAME	POS	HT	WT	BORN	YR	COLLEGE	H.S. HOMETOWN
15	White, Shun	WR	5-8	195	12/9/1985	1	Navy	Memphis, Tenn.

RESERVE/MILITARY LIST

#	NAME	POS
15	Shun White	WR

HEAD COACH: BILL BELICHICK

ASSISTANTS: Josh Boyer, Cornerbacks; Moses Cabrera, Assistant Strength and Conditioning; Ivan Fears, Running Backs; Brian Flores, Safeties;

George Godsey, Tight Ends; Patrick Graham, Defensive Line; Pepper Johnson, Linebackers; Joe Judge, Special Teams Assistant; Josh McDaniels, Offensive Coordinator/Quarterbacks;

Harold Nash, Head Strength and Conditioning; Scott O'Brien, Special Teams; Chad O'Shea, Receivers; Matt Patricia, Defensive Coordinator; Dante Scarnecchia, Assistant Head Coach/Offensive Line



2012 Numerical Roster

September 18, 2012

3	Stephen Gostkowski	K	6-1	215	28	7	Memphis	D4b-06
11	Julian Edelman	WR	5-10	200	26	4	Kent State	D7a-09
12	Tom Brady	QB	6-4	225	35	13	Michigan	D6b-00
14	Zoltan Mesko	P	6-5	230	26	3	Michigan	D5-10
15	Ryan Mallett	QB	6-6	245	24	2	Arkansas	D3b-11
17	Greg Salas	WR	6-1	209	24	2	Hawaii	TR(STL)-12
18	Matthew Slater	WR	6-0	210	27	5	UCLA	D5-08
21	Ras-I Dowling	CB	6-1	210	24	2	Virginia	D2a-11
22	Stevan Ridley	RB	5-11	220	23	2	Louisiana State	D3a-11
23	Marquice Cole	CB	5-10	195	28	4	Northwestern	FA-12
24	Kyle Arrington	CB	5-10	195	26	4	Hofstra	FA-09
25	Patrick Chung	S	5-11	210	25	4	Oregon	D2a-09
27	Tavon Wilson	DB	6-0	210	22	R	Illinois	D2-12
28	Steve Gregory	S	5-11	200	29	7	Syracuse	UFA(SD)-12
29	Sterling Moore	DB	5-10	200	22	2	Southern Methodist	FA-11
30	Lex Hilliard	RB	5-11	235	28	4	Montana	FA-12
32	Devin McCourty	CB	5-10	195	25	3	Rutgers	D1-10
34	Shane Vereen	RB	5-9	205	23	2	California	D2b-11
37	Alfonzo Dennard	DB	5-10	200	23	R	Nebraska	D7a-12
38	Brandon Bolden	RB	5-11	220	22	R	Mississippi	FA-12
39	Danny Woodhead	RB	5-8	200	27	5	Chadron State	FA-10
43	Nate Ebner	DB	6-0	210	23	R	Ohio State	D6-12
47	Michael Hoomanawanui	TE	6-4	263	24	3	Illinois	FA-12
48	Danny Aiken	LS	6-4	260	24	2	Virginia	CW(BUF)-11
50	Rob Ninkovich	DL	6-2	260	28	7	Purdue	FA-09
51	Jerod Mayo	LB	6-1	250	26	5	Tennessee	D1-08
54	Dont'a Hightower	LB	6-3	270	22	R	Alabama	D1b-12
55	Brandon Spikes	LB	6-2	255	25	3	Florida	D2c-10
58	Tracy White	LB	6-0	235	31	10	Howard	TR(PHI)-10
59	Mike Rivera	LB	6-2	255	26	1	Kansas	FA-11
61	Marcus Cannon	OL	6-5	340	24	2	Texas Christian	D5a-11
62	Ryan Wendell	OL	6-2	300	26	4	Fresno State	FA-08
63	Dan Connolly	OL	6-4	310	30	7	Southeast Missouri St.	FA(JAX)-08
64	Donald Thomas	OL	6-4	305	26	5	Connecticut	FA-11
65	Nick McDonald	OL	6-4	305	25	3	Grand Valley State	FA-11
70	Logan Mankins	G	6-4	310	30	8	Fresno State	D1-05
71	Brandon Deaderick	DL	6-4	305	25	3	Alabama	D7b-10
74	Kyle Love	DL	6-1	315	25	3	Mississippi State	FA-10
75	Vince Wilfork	DL	6-2	325	30	9	Miami (Fla.)	D1a-04
76	Sebastian Vollmer	T	6-8	320	28	4	Houston	D2d-09
77	Nate Solder	T	6-8	320	24	2	Colorado	D1-11
81	Aaron Hernandez	TE	6-1	245	22	3	Florida	D4-10
83	Wes Welker	WR	5-9	185	31	9	Texas Tech	TR(MIA)-07
85	Brandon Lloyd	WR	6-0	200	31	10	Illinois	UFA(STL)-12
86	Daniel Fells	TE	6-4	265	28	6	UC Davis	UFA(DEN)-12
87	Rob Gronkowski	TE	6-6	265	23	3	Arizona	D2a-10
92	Jake Bequette	DE	6-5	265	23	R	Arkansas	D3-12
94	Justin Francis	DE	6-4	270	23	R	Rutgers	FA-12
95	Chandler Jones	DE	6-5	260	22	R	Syracuse	D1a-12
96	Jermaine Cunningham	DE	6-3	255	24	3	Florida	D2b-10
97	Ron Brace	DL	6-3	330	25	4	Boston College	D2b-09
98	Marcus Forston	DL	6-3	305	22	R	Miami (Fla.)	FA-12
99	Trevor Scott	DE	6-5	250	28	5	Buffalo	UFA(OAK)-12

PRACTICE SQUAD

#	NAME	POS	HT	WT	AGE	YR	COLLEGE	ACQ.
19	Kerry Taylor	WR	6-0	196	23	1	Arizona State	FA-12
31	Cyhl Quarles	S	6-3	212	23	R	Wake Forest	FA-12
41	Malcolm Williams	DB	5-11	205	24	2	Texas Christian	D7-11
46	James Develin	RB	6-3	251	24	2	Brown	FA-12
53	Jeff Tarpinian	LB	6-3	240	24	2	Iowa	FA-11
60	Jeremiah Warren	OL	6-4	320	24	R	South Florida	FA-12
68	Matt Kopa	OL	6-6	310	25	2	Stanford	FA-11
72	Thomas Austin	OL	6-4	308	25	2	Clemson	FA-12

RESERVE/DID NOT REPORT

#	NAME	POS	HT	WT	AGE	YR	COLLEGE	ACQ.
54	Brian Waters	G	6-3	320	35	13	North Texas	FA-11

RESERVE/P.U.P. LIST

#	NAME	POS	HT	WT	AGE	YR	COLLEGE	DATE
88	Jake Ballard	TE	6-6	275	24	2	Ohio State	(8/27/12)
91	Myron Pryor	DL	6-1	305	26	4	Kentucky	(8/27/12)

RESERVE/N.F.I. LIST

#	NAME	POS	HT	WT	AGE	YR	COLLEGE	DATE
66	Markus Zusevics	T	6-5	300	23	R	Iowa	(8/27/12)

EXEMPT/LEFT SQUAD

#	NAME	POS	HT	WT	AGE	YR	COLLEGE	ACQ.
42	Tony Fiammetta	FB	6-0	250	26	4	Syracuse	FA-12

RESERVE/INJURED LIST

#	NAME	POS	HT	WT	AGE	YR	COLLEGE	INJURY (IR date)
26	Will Allen	CB	5-10	195	34	12	Syracuse	knee (8/27/12)
30	Josh Barrett	S	6-2	225	27	5	Arizona State	groin (8/27/12)
42	Jeff Demps	RB	5-7	191	22	R	Florida	knee (8/31/12)
46	Spencer Larsen	FB	6-2	245	28	5	Arizona	knee (8/27/12)
52	Dane Fletcher	LB	6-2	245	26	3	Montana State	knee (8/14/12)
69	Kyle Hix	OL	6-7	315	23	2	Texas	shoulder (8/21/12)
71	Jamey Richard	OL	6-5	295	27	5	Buffalo	head (8/2/12)
80	Visanthe Shiancoe	TE	6-4	250	32	10	Morgan State	(9/5/12)
82	Brad Herman	TE	6-5	255	22	R	Iowa	Achilles (6/12/12)

RESERVE/MILITARY LIST

#	NAME	POS	HT	WT	AGE	YR	COLLEGE	DATE
15	Shun White	WR	5-8	195	26	1	Navy	(8/17/09)



2012 Transactions

UPDATED: September 18, 2012

JANUARY, 2012

1/12/2012 Hartline, Mike Signed a future contract

FEBRUARY, 2012

2/7/2012 Carter, Markell Signed a future contract
2/7/2012 Davis, Britt Signed a future contract
2/7/2012 Kopa, Matt Signed a future contract
2/7/2012 Lavaras, Aaron Signed a future contract
2/7/2012 Rivera, Mike Signed a future contract
2/7/2012 Underwood, Tiquan Signed a future contract
2/7/2012 Ventrone, Ross Signed a future contract
2/14/2012 Kettani, Eric Signed a future contract
2/22/2012 Ohmberger, Rich Released
2/22/2012 Wright, Mike Released

MARCH, 2012

3/5/2012 Welker, Wes Designated Franchise Player
3/13/2012 Hoyer, Brian Tendered contract
3/13/2012 Love, Kyle Tendered contract
3/15/2012 Slater, Matthew Signed
3/15/2012 Harrison, Marcus Signed
3/16/2012 Gregory, Steve Signed
3/16/2012 White, Tracy Signed
3/17/2012 Gonzalez, Anthony Signed
3/19/2012 Cole, Marquice Signed
3/19/2012 Scott, Trevor Signed
3/20/2012 Connolly, Dan Signed
3/20/2012 Fanene, Jonathan Signed
3/20/2012 Fells, Daniel Signed
3/20/2012 Lloyd, Brandon Signed
3/20/2012 Cox, Christian Released
3/21/2012 Allen, Will Signed
3/21/2012 Gallery, Robert Signed
3/23/2012 Hoyer, Brian Signed
3/23/2012 Stallworth, Donte' Signed
3/26/2012 Polite, Lousaka Released
3/30/2012 Branch, Deion Signed
3/30/2012 Fiammetta, Tony Signed
3/30/2012 Larsen, Spencer Signed

APRIL, 2012

4/5/2012 Carpenter, Bobby Signed
4/16/2012 Koppen, Dan Signed
4/16/2012 Koepllin, Chris Signed
4/26/2012 Jones, Chandler Drafted
4/26/2012 Hightower, Dont'a Drafted
4/27/2012 Wilson, Tavon Drafted
4/27/2012 Bequette, Jake Drafted
4/28/2012 Ebner, Nate Drafted
4/28/2012 Dennard, Alfonzo Drafted
4/28/2012 Ebert, Jeremy Drafted

MAY, 2012

5/3/2012 Warren, Gerard Signed
5/3/2012 Underwood, Tiquan Released
5/7/2012 Light, Matt Announced his retirement
5/7/2012 Gaffney, Jabar Signed
5/10/2012 Addai, Joseph Signed
5/10/2012 Bolden, Brandon Signed
5/10/2012 Forston, Marcus Signed
5/10/2012 Francis, Justin Signed
5/10/2012 Herman, Brad Signed
5/10/2012 Roark, Matt Signed
5/10/2012 Warren, Jeremiah Signed
5/10/2012 Zusevics, Markus Signed
5/15/2012 Wilson, Tavon Signed/Draft Choice
5/15/2012 Hartline, Mike Released
5/17/2012 Ebert, Jeremy Signed/Draft Choice
5/18/2012 Opperud, Jon Signed
5/21/2012 Ebner, Nate Signed/Draft Choice
5/21/2012 Welker, Wes Signed Franchise Tender
5/23/2012 Jones, Chandler Signed/Draft Choice
5/29/2012 Dennard, Alfonzo Signed/Draft Choice
5/29/2012 Melillo, Nick Signed
5/29/2012 Richard, Jamey Signed
5/29/2012 Gonzalez, Anthony Released

JUNE, 2012

6/7/2012 Scaife, Bo Signed
6/7/2012 Carter, Markell Released
6/7/2012 Melillo, Nick Released
6/7/2012 Ochocinco, Chad Released
6/7/2012 Opperud, Jon Released
6/11/2012 Holley, Jesse Signed
6/11/2012 Ingersoll, Mike Signed
6/11/2012 Urban, Tyler Signed
6/12/2012 Ballard, Jake Claimed off Waivers (NYG)

Continued

June, 2012

6/12/2012 Herman, Brad Placed on Reserve/Injured (Achilles)
6/15/2012 Bequette, Jake Signed/Draft Choice
6/19/2012 Ingersoll, Mike Released
6/19/2012 Scaife, Bo Released
6/22/2012 Ihedigbo, James Signed

July, 2012

7/19/2012 Hightower, Don't'a Signed/Draft Choice
7/20/2012 Roark, Matt Released
7/23/2012 Love, Kyle Signed
7/25/2012 Bulman, Tim Signed
7/25/2012 Shiancoe, Visanthe Signed
7/25/2012 Addai, Joseph Released
7/27/2012 Weems, Darriion Signed

August, 2012

8/2/2012 Dennis, Derek Signed
8/2/2012 Waldron, Dustin Claimed off Waivers (MIA)
8/2/2012 Richard, Jamey Placed on Reserve/Injured (head)
8/4/2012 Huggins, Kareem Signed
8/4/2012 Martin, Derrick Signed
8/4/2012 Gallery, Robert Announced his retirement
8/4/2012 Fiammetta, Tony Placed on Exempt/Left Squad
8/5/2012 Huggins, Kareem Released
8/8/2012 Hill, Kyle Signed
8/14/2012 Davis, Britt Released
8/14/2012 Fletcher, Dane Placed on Reserve/Injured (knee)
8/17/2012 Demps, Jeff Signed
8/21/2012 Hix, Kyle Placed on Reserve/Injured (shoulder)
8/21/2012 Fanene, Jonathan Released
8/21/2012 Hill, Kyle Released
8/21/2012 Koepllin, Chris Released
8/27/2012 Ballard, Jake Placed on Reserve/PUP
8/27/2012 Pryor, Myron Placed on Reserve/PUP
8/27/2012 Zusevics, Markus Placed on Reserve/N.F.I.
8/27/2012 Allen, Will Placed on Reserve/Injured (knee)
8/27/2012 Barrett, Josh Placed on Reserve/Injured (groin)
8/27/2012 Larsen, Spencer Placed on Reserve/Injured (knee)
8/27/2012 Bulman, Tim Released
8/27/2012 Gaffney, Jabar Released
8/27/2012 Stallworth, Donte' Released
8/27/2012 Ventrone, Ross Released
8/27/2012 Warren, Gerard Released
8/27/2012 Taylor, Kerry Claimed off Waivers (MIN)
8/31/2012 Demps, Jeff Placed on Reserve/Injured (knee)
8/31/2012 Branch, Deion Released
8/31/2012 Brown, Sergio Released
8/31/2012 Dennis, Derek Released
8/31/2012 Ebert, Jeremy Released
8/31/2012 Harrison, Marcus Released
8/31/2012 Holley, Jesse Released
8/31/2012 Hoyer, Brian Released
8/31/2012 Ihedigbo, James Released
8/31/2012 Kettani, Eric Released
8/31/2012 Kopa, Matt Released
8/31/2012 Koppen, Dan Released
8/31/2012 Koutouvides, Niko Released
8/31/2012 Lavaras, Aaron Released
8/31/2012 Martin, Derrick Released
8/31/2012 Silvestro, Alex Released
8/31/2012 Tarpinian, Jeff Released
8/31/2012 Taylor, Kerry Released
8/31/2012 Urban, Tyler Released
8/31/2012 Waldron, Dustin Released
8/31/2012 Warren, Jeremiah Released
8/31/2012 Weems, Darriion Released
8/31/2012 Williams, Malcolm Released

SEPTEMBER, 2012

9/1/2012 Salas, Greg Acquired via Trade (STL)
9/1/2012 Tennant, Matt Claimed off Waivers (NO)
9/1/2012 Carpenter, Bobby Released
9/1/2012 Austin, Thomas Signed to the practice squad
9/1/2012 Kettani, Eric Signed to the practice squad
9/1/2012 Kirkland, Sam Signed to the practice squad
9/1/2012 Kopa, Matt Signed to the practice squad
9/1/2012 Silvestro, Alex Signed to the practice squad
9/1/2012 Tarpinian, Jeff Signed to the practice squad
9/1/2012 Williams, Malcolm Signed to the practice squad
9/2/2012 Develin, James Signed to the practice squad
9/4/2012 Hilliard, Lex Signed
9/4/2012 Tennant, Matt Released
9/5/2012 Hoomanawanui, Michael Signed
9/5/2012 Shiancoe, Visanthe Placed on Reserve/Injured (designated for return)
9/5/2012 Taylor, Kerry Signed to the practice squad



2012 Transactions

Continued

SEPTEMBER, 2012

9/5/2012	Warren, Jeremiah	Signed to the practice squad
9/5/2012	Kettani, Eric	Released from the practice squad
9/5/2012	Kirkland, Sam	Released from the practice squad
9/12/2012	Quarles, Cyhl	Signed to the practice squad
9/12/2012	Silvestro, Alex	Released from the practice squad



2012 Positional Roster

September 18, 2012

DEFENSE (26)							
#	NAME	POS	HT	WT	BORN	YR	H.S. HOMETOWN
DEFENSIVE LINE (11)							
92	Bequette, Jake	DE	6-5	265	2/21/1989	R	Arkansas Little Rock, Ark.
97	Brace, Ron	DL	6-3	330	12/18/1986	4	Boston College Worcester, Mass.
96	Cunningham, Jermaine	DE	6-3	255	4/24/1988	3	Florida Stone Mountain, Ga.
71	Deaderick, Brandon	DL	6-4	305	8/19/1987	3	Alabama Elizabethtown, Ky.
98	Forston, Marcus	DL	6-3	305	9/28/1989	R	Miami (Fla.) Miami, Fla.
94	Francis, Justin	DE	6-4	270	2/8/1989	R	Rutgers Opa-Locka, Fla.
95	Jones, Chandler	DE	6-5	260	2/27/1990	R	Syracuse Endicott, N.Y.
74	Love, Kyle	DL	6-1	315	11/18/1986	3	Mississippi State Fairburn, Ga.
99	Scott, Trevor	DE	6-5	250	8/30/1984	5	Buffalo Potsdam, N.Y.
50	Ninkovich, Rob	DL	6-2	260	2/1/1984	7	Purdue Blue Island, Ill.
75	Wilfork, Vince	DL	6-2	325	11/4/1981	9	Miami (Fla.) Boynton Beach, Fla.
LINEBACKER (5)							
54	Hightower, Dont'a	LB	6-3	270	3/12/1990	R	Alabama Lewisburg, Tenn.
51	Mayo, Jerod	LB	6-1	250	2/23/1986	5	Tennessee Hampton, Va.
59	Rivera, Mike	LB	6-2	255	1/10/1986	1	Kansas Shawnee Mission, Kan.
55	Spikes, Brandon	LB	6-2	255	9/3/1987	3	Florida Shelby, N.C.
58	White, Tracy	LB	6-0	235	4/14/1981	10	Howard St. Stephen, S.C.
DEFENSIVE BACK (10)							
24	Arrington, Kyle	CB	5-10	195	8/12/1986	4	Hofstra Accokeek, Md.
25	Chung, Patrick	S	5-11	210	8/19/1987	4	Oregon Rancho Cucamonga, Calif.
23	Cole, Marquice	CB	5-10	195	11/13/1983	4	Northwestern Hazel Crest, Ill.
37	Dennard, Alfonzo	CB	5-10	200	9/9/1989	R	Nebraska Rochelle, Ga.
21	Dowling, Ras-I	CB	6-1	210	5/9/1988	2	Virginia Chesapeake, Va.
43	Ebner, Nate	DB	6-0	210	12/14/1988	R	Ohio State Dublin, Ohio
28	Gregory, Steve	S	5-11	200	1/8/1983	7	Syracuse Staten Island, N.Y.
32	McCourt, Devin	CB	5-10	195	8/13/1987	3	Rutgers Montvale, N.J.
29	Moore, Sterling	DB	5-10	200	2/3/1990	2	Southern Methodist Antioch, Calif.
27	Wilson, Tavon	DB	6-0	210	3/19/1990	R	Illinois Washington, D.C.
OFFENSE (24)							
#	NAME	POS	HT	WT	BORN	YR	H.S. HOMETOWN
OFFENSIVE LINE (8)							
61	Cannon, Marcus	OL	6-5	340	5/6/1988	2	Texas Christian Odessa, Texas
63	Connolly, Dan	OL	6-4	310	9/2/1982	7	Southeast Missouri St. St. Louis, Mo.
70	Mankins, Logan	G	6-4	310	3/10/1982	8	Fresno State Cathays Valley, Calif.
65	McDonald, Nick	OL	6-4	305	6/27/1987	3	Grand Valley State Sterling Heights, Mich.
77	Solder, Nate	T	6-8	320	4/12/1988	2	Colorado Buena Vista, Co.
64	Thomas, Donald	OL	6-4	305	9/25/1985	5	Connecticut New Haven, Conn.
76	Vollmer, Sebastian	T	6-8	320	7/10/1984	4	Houston Kaarst, Germany
62	Wendell, Ryan	OL	6-2	300	3/4/1986	4	Fresno State Diamond Bar, Calif.
QUARTERBACK (2)							
12	Brady, Tom	QB	6-4	225	8/3/1977	13	Michigan San Mateo, Calif.
15	Mallett, Ryan	QB	6-6	245	6/5/1988	2	Arkansas Texarkana, Texas
WIDE RECEIVER (5)							
11	Edelman, Julian	WR	5-10	200	5/22/1986	4	Kent State Redwood City, Calif.
85	Lloyd, Brandon	WR	6-0	200	7/5/1981	10	Illinois Blue Springs, Mo.
17	Salas, Greg	WR	6-1	209	8/25/1988	2	Hawaii Chino, Calif.
18	Slater, Matthew	WR	6-0	210	9/9/1985	5	UCLA Anaheim, Calif.
83	Welker, Wes	WR	5-9	185	5/1/1981	9	Texas Tech Oklahoma City, Okla.
RUNNING BACK (5)							
38	Bolden, Brandon	RB	5-11	220	1/26/1990	R	Mississippi Baton Rouge, La.
30	Hilliard, Lex	RB	5-11	235	7/30/1984	4	Montana Kallispell, Mont.
22	Ridley, Stevan	RB	5-11	220	1/27/1989	2	Louisiana State Natchez, Miss.
34	Vereen, Shane	RB	5-9	205	5/2/1989	2	California Valencia, Calif.
39	Woodhead, Danny	RB	5-8	200	1/25/1985	5	Chadron State North Platte, Ne.
TIGHT END (4)							
86	Fells, Daniel	TE	6-4	265	9/23/1983	6	UC Davis Fullerton, Calif.
87	Gronkowski, Rob	TE	6-6	265	5/14/1989	3	Arizona Pittsburgh, Pa.
81	Hernandez, Aaron	TE	6-1	245	11/6/1989	3	Florida Bristol, Conn.
47	Hoomanawanui, Michael	TE	6-4	263	7/4/1988	3	Illinois Bloomington, Ill.
SPECIALISTS (3)							
#	NAME	POS	HT	WT	BORN	YR	H.S. HOMETOWN
SPECIALISTS (3)							
48	Alken, Danny	LS	6-4	260	8/28/1988	2	Virginia Roanoke, Va.
3	Gostkowski, Stephen	K	6-1	215	1/28/1984	7	Memphis Madison, Miss.
14	Mesko, Zoltan	P	6-5	230	3/6/1986	3	Michigan Twinsburg, Ohio
RESERVE/DID NOT REPORT (1)							
#	NAME	POS	HT	WT	BORN	YR	H.S. HOMETOWN
RESERVE/DID NOT REPORT (1)							
54	Waters, Brian	G	6-3	320	2/18/1977	13	North Texas Waxahachie, Texas
RESERVE/P.U.P. LIST (2)							
#	NAME	POS	HT	WT	BORN	YR	H.S. HOMETOWN
RESERVE/P.U.P. LIST (2)							
88	Ballard, Jake	TE	6-6	275	12/21/1987	2	Ohio State Springboro, Ohio
91	Pryor, Myron	DL	6-1	305	6/13/1986	4	Kentucky Louisville, Ky.
RESERVE/N.F.I. LIST (1)							
#	NAME	POS	HT	WT	BORN	YR	H.S. HOMETOWN
RESERVE/N.F.I. LIST (1)							
66	Zusevics, Markus	T	6-5	300	4/25/1989	R	Iowa Arlington Heights, Ill.
EXEMPT/LEFT SQUAD (1)							
#	NAME	POS	HT	WT	BORN	YR	H.S. HOMETOWN
EXEMPT/LEFT SQUAD (1)							
42	Fiammetta, Tony	FB	6-0	250	8/22/1986	4	Syracuse Walkersville, Md.
RESERVE/INJURED (9)							
#	NAME	POS	HT	WT	BORN	YR	H.S. HOMETOWN
RESERVE/INJURED (9)							
26	Allen, Will	CB	5-10	195	8/5/1978	12	Syracuse Syracuse, N.Y.
30	Barrett, Josh	S	6-2	225	11/22/1984	5	Arizona State Reno, Nev.
42	Demps, Jeff	RB	5-7	191	1/8/1990	R	Florida Groveland, Fla.
52	Fletcher, Dane	LB	6-2	245	9/14/1986	3	Montana State Bozeman, Mont.
82	Herman, Brad	TE	6-5	255	12/29/1989	R	Iowa Metamora, Ill.
69	Hix, Kyle	OL	6-7	315	9/23/1988	2	Texas Aledo, Tex.
46	Larsen, Spencer	FB	6-2	245	3/4/1984	5	Arizona Gilbert, Ariz.
71	Richard, Jamey	OL	6-5	295	10/9/1984	5	Buffalo Weston, Conn.
80	Shiancoe, Visanthe	TE	6-4	250	6/18/1980	10	Morgan State Laurel, Md.
RESERVE/MILITARY (1)							
#	NAME	POS	HT	WT	BORN	YR	H.S. HOMETOWN
RESERVE/MILITARY (1)							
15	White, Shun	WR	5-8	195	12/9/1985	1	Navy Memphis, Tenn.



How The Patriots Were Built

UPDATED: September 18, 2012

<u>YEAR</u>	<u>DRAFTEES (29)</u>	<u>VETERAN FREE AGENTS (12)</u>	<u>WAIVERS (1) / TRADES (3)</u>	<u>ROOKIE AND FIRST-YEAR FREE AGENTS (8)</u>
2000	Tom Brady (6b)			
2004	Vince Wilfork (1a)			
2005	Logan Mankins (1)			
2006	Stephen Gostkowski (4b)			
2007		Wes Welker (fa)(tr-MIA)		
2008	Jerod Mayo (1) Matthew Slater (5)	Dan Connolly (fa)(JAX)		Ryan Wendell (fa)
2009	Patrick Chung (2a) Ron Brace (2b) Sebastian Vollmer (2d) Julian Edelman (7a)	Rob Ninkovich (5)(NO)		Kyle Arrington (fa) (PHI)
2010	Devin McCourty (1) Rob Gronkowski (2a) Jermaine Cunningham (2b) Brandon Spikes (2c) Aaron Hernandez (4) Zoltan Mesko (5) Brandon Deaderick (7)	Danny Woodhead (fa)(NYJ)	Tracy White (fa) (tr-PHI)	Kyle Love (fa)
2011	Nate Solder (1) Ras-I Dowling (2a) Shane Vereen (2b) Stevan Ridley (3a) Ryan Mallett (3b) Marcus Cannon (5a)	Nick McDonald (fa)(GB) Donald Thomas (6)(MIA)	Danny Aiken (fa) CW (BUF)	Sterling Moore (fa) Mike Rivera (fa)
2012	Chandler Jones (1a) Dont'a Hightower (1b) Tavon Wilson (2) Jake Bequette (3) Nate Ebner (6) Alfonzo Dennard (7a)	Marquice Cole (fa)(OAK) Daniel Fells (fa)(ATL) Steve Gregory (fa)(SD) Lex Hilliard (6)(MIA) Michael Hoomanawanui (5)(STL) Brandon Lloyd (4)(SF) Trevor Scott (6)(OAK)	Greg Salas (4) (tr-STL)	Brandon Bolden (fa) Marcus Forston (fa) Justin Francis (fa)

NOTE: Team in parenthesis is the player's prior team

(#) – indicates round drafted

(fa) – indicates non-drafted free agents

RESERVE/INJURED (9)

Will Allen (1) (NYG)
Josh Barrett (7) CW (DEN)
Jeff Demps (fa)
Dane Fletcher (fa)
Brad Herman (fa)
Kyle Hix (fa)
Spencer Larsen (6) (DEN)
Jamey Richard (7)(IND)
Visanthe Shiancoe (3)(NYG)

RESERVE/DID NOT REPORT (1)

Brian Waters (fa)(DAL)

RESERVE/MILITARY (1)

Shun White (fa)

EXEMPT/LEFT SQUAD (1)

Tony Fiammetta (4)(CAR)

RESERVE/P.U.P. LIST (2)

Jake Ballard (fa) CW (NYG)

Myron Pryor (6b)

RESERVE/N.F.I. LIST (1)

Markus Zusevics (fa)



UNOFFICIAL DEPTH CHART

Unofficial depth chart compiled by Patriots media relations, September 18, 2012

OFFENSE

WR:	83 Wes Welker	11 Julian Edelman	17 Greg Salas
LT:	77 Nate Solder	61 Marcus Cannon	
LG:	70 Logan Mankins	62 Ryan Wendell	
C:	62 Ryan Wendell	65 Nick McDonald	
RG:	63 Dan Connolly	64 Donald Thomas	
RT:	76 Sebastian Vollmer	61 Marcus Cannon	
TE:	87 Rob Gronkowski	81 Aaron Hernandez	86 Daniel Fells 47 Michael Hoomanawanui
WR:	85 Brandon Lloyd	18 Matthew Slater	
QB:	12 Tom Brady	15 Ryan Mallett	
RB:	39 Danny Woodhead	34 Shane Vereen	30 Lex Hilliard
RB:	22 Stevan Ridley	<u>38 Brandon Bolden</u>	

DEFENSE

LE:	50 Rob Ninkovich	96 Jermaine Cunningham	99 Trevor Scott <u>92 Jake Bequette</u>
DT:	75 Vince Wilfork	97 Ron Brace	<u>98 Marcus Forston</u>
DT:	74 Kyle Love	<u>94 Justin Francis</u>	
RE:	<u>95 Chandler Jones</u>	71 Brandon Deaderick	
LB:	51 Jerod Mayo	58 Tracy White	
LB:	55 Brandon Spikes	59 Mike Rivera	
LB:	<u>54 Dont'a Hightower</u>	59 Mike Rivera	
LCB:	32 Devin McCourty	29 Sterling Moore	<u>37 Alfonzo Dennard</u>
RCB:	24 Kyle Arrington	21 Ras-I Dowling	23 Marquice Cole
S:	28 Steve Gregory	<u>27 Tavon Wilson</u>	
S:	25 Patrick Chung	<u>43 Nate Ebner</u>	

SPECIAL TEAMS

K:	3 Stephen Gostkowski
P:	14 Zoltan Mesko
H:	14 Zoltan Mesko
PR:	11 Julian Edelman 83 Wes Wilker
KR:	32 Devin McCourty 18 Matthew Slater
LS:	48 Danny Aiken

PRONUNCIATION GUIDE

Jake Bequette	BECK-it	Jerod Mayo	je-ROD
Marquice Cole	mar-KWEECE	Zoltan Mesko	ZOLE-tahn
Brandon Deaderick	DEAD-er-rick	Stevan Ridley	STEE-ven
Alfonzo Dennard	DENN-erd	Greg Salas	SAL-iss
Ras-I Dowling	ross-EYE	Nate Solder	SOLD-er
Nate Ebner	EBB-ner	Shane Vereen	vuh-REEN
Stephen Gostkowski	gust-OW-ski	Ryan Wendell	WHEN-dell
Dont'a Hightower	don-TAY	Tavon Wilson	TAY-von
Michael Hoomanawanui	Ho-oh-mah-nah-wah-noo-wee		