



PATRIOTS TAKE ON TITANS IN TENNESSEE TO KICK OFF 2012 SEASON

MEDIA SCHEDULE

MONDAY, SEPTEMBER 3

11:15-12:00p.m. Open Locker Room
12:40-12:55 p.m. Bill Belichick Availability
(Red Press Box Level)
1:05 p.m. Practice

TUESDAY, SEPTEMBER 4

Players Day Off
12:00 p.m. Conference Calls with Bill Belichick, Josh McDaniels and Matt Patricia

WEDNESDAY, SEPTEMBER 5

11:15-12:00p.m. Open Locker Room
TBA Tom Brady Availability
(Visitor's Locker Room)
12:40-12:55 p.m. Bill Belichick Availability
(Red Press Box Level)
1:05 o=p.m. Practice
TBA Tennessee Conference Calls

THURS., SEPT. 6 AND FRIDAY, SEPT. 7

TBA Open Locker Room
TBA Practice

2012 PATRIOTS SCHEDULE

REGULAR SEASON

Sun., Sept. 9	at Tennessee	1:00 p.m.	CBS
Sun., Sept. 16	Arizona	1:00 p.m.	FOX
Sun., Sept. 23	at Baltimore	8:20 p.m.	NBC
Sun., Sept. 30	at Buffalo	1:00 p.m.	CBS
Sun., Oct. 7	Denver	4:25 p.m.	CBS
Sun., Oct. 14	at Seattle	4:05 p.m.	CBS
Sun., Oct. 21	N.Y. Jets	4:25 p.m.	CBS
Sun., Oct. 28	at St. Louis	1:00 p.m.	CBS#
Sun., Nov. 4	BYE WEEK		
Sun., Nov. 11	Buffalo	1:00 p.m.	CBS
Sun., Nov. 18	Indianapolis	1:00 p.m.	CBS*
Thurs., Nov. 22	at N.Y. Jets	8:20 p.m.	NBC
Sun., Dec. 2	at Miami	1:00 p.m.	CBS*
Mon., Dec. 10	Houston	8:30 p.m.	ESPN
Sun., Dec. 16	San Francisco	8:20 p.m.	NBC*
Sun., Dec. 23	at Jacksonville	1:00 p.m.	CBS*
Sun., Dec. 30	Miami	1:00 p.m.	CBS*

#Game played in London

*Game Time and Network subject to possible flexible scheduling adjustment.

PATRIOTS MEDIA WEBSITE

The Patriots' media website, located at <http://media.patriots.com>, will be updated for registered users throughout training camp with all the latest media information, schedules, rosters and press releases. In addition to up-to-date media information, the site's archives allow access to all of the Patriots media material dating back to the 2002 season.

NEW ENGLAND PATRIOTS (0-0) at TENNESSEE TITANS (0-0)

Sunday, September 9, 2012 ★ LP Field (69,143) ★ 1:00 p.m. ET

The defending AFC Champion New England Patriots will begin the defense of their title when they open the 2012 season on the road against the Tennessee Titans at LP Field this Sunday.

The Patriots have won eight straight season openers, the longest streak in the NFL. Green Bay is second with five straight opening day wins. Only four NFL teams have had nine-plus opening day wins: Dallas (17 from 1965-1981), Miami (11 from 1992-2002), Portsmouth/Detroit (10 from 1930-1939) and Chicago (9 from 1984-1992).

The Patriots, who are 28-24 all-time on opening day and 9-12 on opening day on the road, have not lost an opening day game since a 31-0 loss at Buffalo on Sept. 7, 2003. During the Patriots eight-game opening day winning streak, two games have been won on the road, a 38-14 win at the New York Jets in 2007 and last season's 38-24 win at Miami.

BROADCAST INFORMATION

TELEVISION: This week's game will be broadcast to a national audience by **CBS** and can be seen in Boston on **WBZ-TV Channel 4**. **Jim Nantz** will handle play-by-play duties with **Phil Simms** providing color. The game will be produced by **Lance Barrow** and directed by **Mike Arnold**.

RADIO: 98.5 FM, The Sports Hub, is the flagship station for the **Patriots Radio Network**. A complete listing of the network's 40 stations can be found in this press release. Play-by-play broadcaster **Gil Santos** is in his 36th season as the voice of the Patriots and will call the action. Former Patriots quarterback **Scott Zolak** will handle the color commentary, taking over duties for Gino Cappelletti. Cappelletti, a member of the original Boston Patriots in 1960 and the all-time leading scorer in the American Football League's history, retired from the broadcast team after 31 years as the team's iconic color analyst.

NATIONAL RADIO: This week's game will be broadcast to a national audience by the **Sports USA**. **Eli Gold** and **Ross Tucker** will call the game.

TROY BROWN INDUCTED INTO PATRIOTS HALL OF FAME

Troy Brown was voted by the fans as the 18th player and 19th member to enter the Patriots Hall of Fame. The induction ceremony will be held outside The Hall at Patriot Place presented by Raytheon on Saturday, Sept. 15, 2012 at 5:00 p.m., the day before the Patriots 2012 regular season home opener.

Brown spent his entire 15-season NFL career with the Patriots (1993-2007) after being drafted by the team in the eighth round (198th overall) of the 1993 NFL Draft. The 5-foot-10-inch, 196-pound receiver, punt returner and defensive back retired as the Patriots' all-time leading receiver with 557 career receptions and as the team's all-time leading punt returner with 252 career returns. He finished ranked second in team history with 6,366 career receiving yards and was tied for the franchise record with three punt returns for touchdowns.



MEDIA CONTACTS

PATRIOTS MEDIA RELATIONS OFFICE: 508-384-4203

Stacey James, Vice President of Media Relations, staceyj@patriots.com, 508-384-9105

Aaron Salkin, Asst. Director of Media Relations, aarons@patriots.com, 508-326-6870

Christy Berkery, Social Media Manager, christyb@patriots.com, 508-549-0518

Michael Jurovaty, Media Relations Coord., mjurovaty@patriots.com, 508-326-6187

Cecily Faenza, Media Relations Coordinator., cecilyf@patriots.com, 774-254-7917

Jeff Cournoyer, Dir. of Corporate Communications, jeffco@patriots.com, 508-549-049



ROBERT KRAFT NEWS & NOTES

Since Robert Kraft purchased the team in 1994, the Patriots have experienced one of the most dramatic turnarounds in the history of sports. Now in his 19th season of ownership, Kraft has transformed one of the league's least successful clubs into what many observers view as a model NFL franchise. In the five seasons immediately preceding his purchase (1989-93), the Patriots were a moribund team, winning just 19 of 80 games (.238 pct.) and recording the worst record in the NFL over that span. When he bought the franchise on Jan. 21, 1994, Kraft announced his intention to bring a championship to New England, a tall order considering the team's previous success rate. But under Kraft's leadership, the Patriots have won more division titles (11), conference crowns (6) and Super Bowl championships (3) than any other NFL team. The Patriots have made six Super Bowl appearances since Kraft purchased the team, a period during which no other NFL franchise has earned more than four berths. In Kraft's other 18 seasons, the Patriots qualified for the playoffs 13 times, more than doubling the franchise's accomplishments during its first 34 seasons.



	Pre-Kraft 1960-93	1989-93	Kraft Era 1994-11
Overall Record	225-276-9	19-61	212-105
Winning Pct.	.450	.238	.669
Super Bowl Titles	0	0	3
Conference Titles	1	0	6
Division Titles	3	0	11
Playoff Seasons	6	0	13
Playoff Record	4-6	--	19-10
Home Playoff Games	1	0	15
Home Playoff Record	0-1	--	13-2

A CHAMPIONSHIP TRADITION

MULTIPLE LEAGUE CHAMPIONSHIPS SINCE 2001

Team	League	Titles
Los Angeles Lakers.....	NBA.....	4
New England Patriots.....	NFL.....	3
San Antonio Spurs.....	NBA.....	3

HIGHEST WINNING PERCENTAGE IN MAJOR PROFESSIONAL SPORTS SINCE 1994

Team	League	PCT
San Antonio Spurs.....	NBA.....	.680
New England Patriots.....	NFL.....	.670
Detroit Red Wings.....	NHL.....	.668
Los Angeles Lakers.....	NBA.....	.654
Green Bay Packers.....	NFL.....	.642
Pittsburgh Steelers.....	NFL.....	.641

195-GAME SELLOUT STREAK

In the early 1990s, the Patriots seemed destined for relocation until Robert Kraft's purchase of the team rejuvenated local interest. In 1991, the season ticket base was just 17,635, barely enough to support the club. Now, the season tickets are capped and more than 50,000 fans are on a season ticket waiting list. The Patriots have sold out 195 consecutive home games, including playoff and preseason games (dating back to the 1994 season opener).

SINCE ROBERT KRAFT PURCHASED THE TEAM IN 1994...

TOTAL VICTORIES SINCE 1994 (Regular Season)

New England Patriots.....	193
Green Bay Packers.....	185
Pittsburgh Steelers.....	184
Indianapolis Colts.....	172

TOTAL VICTORIES SINCE 1994 (Incl. Postseason)

New England Patriots.....	212
Pittsburgh Steelers.....	201
Green Bay Packers.....	200
Indianapolis Colts.....	183
Denver Broncos.....	174
Philadelphia Eagles.....	173

WINNING PERCENTAGE SINCE 1994 (Incl. Postseason)

Team	W	L	T	Pct.
New England Patriots.....	212	105	0	.669
Pittsburgh Steelers.....	201	113	1	.640
Green Bay Packers.....	200	114	0	.637
Indianapolis Colts.....	183	128	0	.588
Denver Broncos.....	174	129	0	.574
Philadelphia Eagles.....	173	135	2	.561
New York Giants.....	162	141	1	.533

SUPER BOWL CHAMPIONSHIPS SINCE 1994

New England Patriots.....	3
Green Bay.....	2
Pittsburgh Steelers.....	2
Denver Broncos.....	2
N.Y. Giants.....	2
7 Teams.....	1

CONFERENCE CHAMPIONSHIPS SINCE 1994

New England Patriots.....	6
Pittsburgh Steelers.....	4
Green Bay Packers.....	3
New York Giants.....	3
Denver Broncos.....	2
St. Louis Rams.....	2
Indianapolis Colts.....	2
14 Teams.....	1

DIVISION CHAMPIONSHIPS SINCE 1994

New England Patriots.....	11
Pittsburgh Steelers.....	10
Green Bay Packers.....	8
Indianapolis Colts.....	8

PLAYOFF VICTORIES SINCE 1994

New England Patriots.....	19
Pittsburgh Steelers.....	17
Green Bay Packers.....	15
Philadelphia Eagles.....	11
Indianapolis Colts.....	11

PLAYOFF GAMES PLAYED SINCE 1994

New England Patriots.....	29
Pittsburgh Steelers.....	27
Green Bay Packers.....	26
Indianapolis Colts.....	23
Philadelphia Eagles.....	22
Baltimore Ravens.....	17

PLAYOFF SEASONS SINCE 1994

New England Patriots.....	13
Indianapolis Colts.....	13
Green Bay Packers.....	13
Pittsburgh Steelers.....	12
Philadelphia Eagles.....	11
Dallas Cowboys.....	9

PLAYOFF WINNING PERCENTAGE SINCE 1994

Team	W	L	Pct.
New England Patriots.....	19	10	.655
Pittsburgh Steelers.....	17	10	.630
New York Giants.....	10	6	.625
Arizona Cardinals.....	5	3	.625
Denver Broncos.....	9	6	.600
New Orleans Saints.....	6	4	.600
Carolina Panthers.....	6	4	.600
New Baltimore Ravens.....	10	7	.588

MOST PRO BOWLERS DRAFTED SINCE 1994

Since Robert Kraft's purchase of the Patriots in 1994, the team has drafted more Pro Bowl players than any other NFL team.

Rank	Team	Players
1.	New England	20
2.	Green Bay	19
3.	Pittsburgh	18
4.	Philadelphia	15
	Baltimore	15



PATRIOTS HOME DOMINANCE



Since the Patriots opened Gillette Stadium in 2002, they have celebrated more regular season and postseason wins than any other team in the NFL. The Patriots have the highest point differential at home in that time and are among the top three offensive and defensive leaders at home. The Patriots home dominance is especially strong against NFC teams.

REGULAR SEASON HOME RECORD SINCE 2002

Rank	Team	W	L	T	Pct.
1	New England	67	13	0	0.838
2	Baltimore	61	19	0	0.763
3	Indianapolis	59	21	0	0.738
4	Pittsburgh	58	21	1	0.731
5	San Diego	55	25	0	0.688

HOME PLAYOFF RECORD SINCE 2002 (MIN. 5 GAMES)

Rank	Team	W	L	Pct
1	Seattle	5	1	0.833
2	New England	9	2	0.818
3t	Philadelphia	5	2	0.714
3t	Pittsburgh	5	2	0.714
5	Indianapolis	6	3	0.667

HOME RECORD SINCE 2002 (INCLUDING PLAYOFFS)

Rank	Team	W	L	T	Pct.
1	New England	76	15	0	0.835
2	Baltimore	62	21	0	0.747
3	Pittsburgh	64	23	1	0.733
4	Indianapolis	65	24	0	0.730
5	San Diego	57	28	0	0.671

HOME RECORD AFTER HALLOWEEN SINCE 2002

Rank	Team	W	L	T	Pct.
1	New England	35	8	0	0.814
2	Green Bay	34	10	0	0.773
3	Baltimore	36	11	0	0.766
4	Indianapolis	37	13	0	0.740
5	San Diego	32	14	0	0.696

HOME RECORD VS. NFC SINCE 2002

Rank	Team	W	L	T	Pct.
1	New England	18	2	0	0.900
2	Pittsburgh	17	2	1	0.875
3	Baltimore	18	3	0	0.857
4	Jacksonville	15	6	0	0.714
5	Indianapolis	14	6	0	0.700

HOME RECORD VS DIVISIONAL OPPONENTS SINCE 2002

Rank	Team	W	L	T	Pct.
1t	New England	25	5	0	0.833
1t	Indianapolis	25	5	0	0.833
3	Green Bay	23	7	0	0.767
4t	Seattle	22	8	0	0.733
4t	Pittsburgh	22	8	0	0.733
6	San Diego	21	9	0	0.724
7	Minnesota	20	10	0	0.667

POINT DIFFERENTIAL AT HOME SINCE 2002

Rank	Team	Point Differential
1	New England	826
2	Baltimore	696
3	San Diego	624
4	Pittsburgh	604
5	Indianapolis	579

POINTS ALLOWED PER GAME AT HOME SINCE 2002

Rank	Team	Points Allowed
1	Baltimore	15.6
2	New England	16.6
3	Pittsburgh	16.8
4	New York Jets	18.0
5	Jacksonville	18.6

POINTS SCORED PER GAME AT HOME SINCE 2002

Rank	Team	Points Scored
1	San Diego	27.8
2	New England	27.0
3	Green Bay	26.9
4	Indianapolis	26.1
5	New Orleans	25.8



PATRIOTS AT TITANS

SERIES HISTORY

The New England Patriots and Tennessee Titans (formerly the Houston Oilers) will play for the 39th time since the two charter members of the American Football League began play in 1960. The Patriots and Oilers played twice each year from 1960-1969 in the AFL, and have played 19 times since the AFL-NFL merger in 1970. In those 19 post-merger games, the Patriots have a 12-7 record, including a 1-1 mark in playoff games.



New England leads the overall series, 22-16-1 and owns a 10-3 record against the Titans franchise since 1981. The last game between the clubs came during the 2009 season when New England beat Tennessee, 59-0, in a game played in the snow at Gillette Stadium on Oct. 18. The Patriots last played at Tennessee on Dec. 31, 2006 with the Patriots taking a 40-23 decision.

The Patriots and the Tennessee franchise met two times in the postseason. In 1978, the Houston Oilers beat New England 31-14 in an AFC Divisional matchup in Foxborough. It was the Patriots' first home playoff game in franchise history. It took the Patriots 25 years to avenge that playoff loss, when they scored a 17-14 victory in a divisional playoff game (1/10/04) to advance to the AFC Championship game. It was 4 degrees at kickoff and has been recorded as the coldest game the Patriots have ever hosted.

Patriots 22, Titans/Oilers 16, 1 Tie

Date	Result	Score	H/A	Stadium
11/25/60	L	10-24	H	Boston University Field
12/18/60	L	21-37	A	Jeppesen Stadium
10/13/61	T	31-31	H	Boston University Field
11/12/61	L	15-27	A	Jeppesen Stadium
09/16/62	W	34-21	H	Boston University Field
11/18/62	L	17-21	A	Jeppesen Stadium
11/01/63	W	45-3	H	Fenway Park
12/08/63	W	46-28	A	Jeppesen Stadium
11/06/64	W	25-24	H	Fenway Park
11/29/64	W	34-17	A	Jeppesen Stadium
09/19/65	L	10-31	A	Rice Stadium
12/18/65	W	42-14	H	Fenway Park
11/13/66	W	27-21	H	Fenway Park
12/11/66	W	38-14	A	Rice Stadium
11/05/67	W	18-7	H	Fenway Park
11/26/67	L	6-27	A	Rice Stadium
10/13/68	L	0-16	H	Fenway Park
12/15/68	L	17-45	A	The Astrodome
11/02/69	W	24-0	H	B.C. Alumni Stadium
12/14/69	L	23-27	A	The Astrodome
11/07/71	W	28-20	H	Schaefer Stadium
11/25/73	W	32-0	A	The Astrodome
09/21/75	L	0-7	H	Schaefer Stadium
11/12/78	L	23-26	H	Schaefer Stadium
12/31/78*	L	14-31	H	Schaefer Stadium
11/10/80	L	34-38	A	The Astrodome
10/18/81	W	38-10	H	Schaefer Stadium
11/28/82	W	29-21	H	Schaefer Stadium
10/18/87	W	21-7	A	The Astrodome
09/25/88	L	6-31	A	The Astrodome
10/08/89	W	23-13	H	Sullivan Stadium
09/22/91	W	24-20	H	Foxboro Stadium
10/17/93	L	14-28	H	Foxboro Stadium
09/20/98	W	27-16	H	Foxboro Stadium
12/16/02	L	7-24	A	The Coliseum
10/05/03	W	38-30	H	Gillette Stadium
01/10/04*	W	17-14	H	Gillette Stadium
12/31/06	W	40-23	A	The Coliseum
10/18/09	W	59-0	H	Gillette stadium

Notes: Franchise located in Houston from 1960-96, Named Tennessee Oilers from 1997-98.

*AFC Divisional Playoff

SERIES TRENDS

Overall Record in Series.....	22-16-1
Record in Postseason.....	1-1-0
Record in New England.....	16-6-1
Record in Houston.....	5-9-0
Record in Tennessee.....	1-1-0

SOUTHERN HOSPITALITY

The Patriots have an all-time record of 78-47-1 (.623) against the teams in the AFC South. It is the only division in the NFL where the Patriots own a winning record against each team. New England owns winning marks against Tennessee (22-16-1, .577), Indianapolis (46-29, .613), Jacksonville (8-1, .889) and Houston (2-1, .667). The Patriots play each of the four AFC South teams this season as part of the NFL's scheduling rotation. The last time the Patriots played all four AFC South teams was in 2009. The Patriots Hosted Tennessee and Jacksonville that year, beating Tennessee 59-0 and Jacksonville 35-7. The Patriots traveled to Indianapolis and Houston and lost to the Colts 35-34 and to the Texans 34-27.

TALE OF THE TAPE

2011 Regular Season	New England	Tennessee
Record	13-3	9-7
Divisional Standings	1st	2nd
Total Yards Gained	6,848	5,361
Total Offense (Rank)	428.0 (2)	335.1 (17)
Rush Offense	110.3 (20)	89.9 (31)
Pass Offense	317.8 (2)	245.2 (12)
Points Per Game	32.1 (3)	20.3 (21t)
Total Yards Allowed	6,577	5,682
Total Defense	411.1 (31)	355.1 (18t)
Rush Defense	117.1 (17)	128.3 (24)
Pass Defense	293.9 (31)	226.8 (14)
Points Allowed/Game	21.4 (15)	19.8 (8)
Possession Avg.	28:47	27:52
Sacks Allowed/Yards Lost	32/173	24/190
Sacks Made/Yards	40/274	28/180
Total Touchdowns Scored	61	34
Penalties Against/Yards	87/815	104/960
Punts/Avg.	57/46.5	86/43.6
Field Goals Made/Att.	28/33	29/32
Takeaway/Giveaway Ratio	+17 (3)	+1 (13t)

QUICK HITS

The Houston Oilers dealt the Patriots their first home playoff loss in team history, coming away with a 31-14 win in an AFC Divisional game at Schaefer Stadium (12/31/78).

GINO CAPPELLETTI PLEASED WITH AFL LEGACY

Patriots Hall of Famer Gino Cappelletti, who scored the first points in AFL history against the Denver Broncos on Sept. 9, 1960, reflected on the Patriots first games against the Houston Oilers in 1960. "The rivalry with Houston matched that with Buffalo," said Cappelletti. "They were in the eastern division with us. The AFL had to do that because of where the teams were located. Dallas was more west. It did not benefit the Patriots because Houston was the best team. They won the championship in 1960 and played for it again in 1961. They came out of the chute strong. George Blanda, after 10 years in the NFL, joined Houston because he knew their coach. Blanda was able to help them recruit some of the best players such as Billy Cannon and Charlie Hennigan, a lot of NFL guys.

"When I made the transition into becoming a receiver it took place between the time we first played the Oilers and the final game of the year when we played the Oilers again down in Houston. I started the game at receiver in the final game and I always like to brag that I came out of the game with the highest average per catch of the year with a 28-yard average. I had one catch for 28 yards. It was meaningful for me and established my potential for the next coming year. [Patriots head coach] Lou Saban told me that when I come back you will have to make it as a receiver. He was very authoritative about it."



PATRIOTS AT TITANS

CONNECTIONS

New England Ties

- Titans Offensive Coordinator **Chris Palmer** has spent time coaching at a number of New England Universities during his career. Palmer coached the defensive line and wide receivers at Connecticut from 1972-74 and served as the head coach at the University of New Haven (1986-87) and Boston University (1988-89). Prior to taking his current position with the Titans, Palmer served as the head coach and general manager of the United Football League's Hartford Colonials (2010).
- Titans Assistant Head Coach/Strength & Conditioning Coach **Steve Watterson** is a native of Newport, R.I. and received his bachelor's degree from the University of Rhode Island.
- Titans Wide Receivers Coach **Dave Ragone** spent the 2010 season in Hartford, Conn. with Palmer and coached the Colonials quarterbacks.
- Titans Quarterback **Matt Hasslebeck** is a native of Norfolk, Mass. and attended Xaverian Brothers High School in Westwood, Mass. Following high school, Hasslebeck played football at Boston College for four seasons. Matt's father, **Don Hasslebeck**, played tight end for the Patriots from 1977-82. Matt also served as a team ball boy for the Patriots.
- **CB Devin McCourty's** twin brother **Jason McCourty**, plays the same position for the Titans.

Tennessee Ties

- Head Coach **Bill Belichick** was born April 16, 1952 in Nashville, Tenn.
- **K Stephen Gostkowski** played college football at Memphis from 2002-05. Gostkowski's 369 career points set a Memphis record, shattering the old mark of 263 points by Joe Allison (1990-93).
- **LB Jerod Mayo** played at the University of Tennessee from 2005-07. During his time with the Volunteers, Mayo started 26 of 32 games, recorded 236 tackles (137 solo) with six quarterback pressures, 6.5 sacks for minus 51 yards and 21 stops for losses of 82 yards.
- Rookie **LB Dont'a Hightower** is a native of Lewisburg, Tenn. In addition to the many other accolades that Hightower earned in high school, he was named the state of Tennessee's defensive MVP by The Nashville Tennessean.

Former Patriots

- Titans Offensive Coordinator **Chris Palmer** coached the Patriots wide receivers from 1993-95 and the quarterbacks in 1996.
- Titans **CB Terrence Wheatley** played for New England from 2008-09. Wheatley appeared in 11 games with one start during his two year stay with the Patriots.
- **DL Marcus Forston** and Titans **LB Colin McCarthy** played together on the Miami Hurricanes defense from 2008-10.
- Rookie **LBs Dont'a Hightower** and **Alex Watkins** played together at the University of Alabama from 2008-11. Watkins also played with Patriots **DL Brandon Deaderick** from 2007-08.
- **T Nate Solder** teamed up with **CB Terrance Wheatley** at Colorado from 2006-07.



PASSING PERFORMANCES

Tom Brady will face the Titans for the sixth time in his career. He has recorded a 4-1 record as a starter against Tennessee and has won each of his last four starts against the Titans including leading the Patriots to a victory from a fourth-quarter tie in the 2003 divisional playoffs and leading his team to a win from a fourth-quarter deficit in the 2003 regular season.

Tom Brady vs. Tennessee (3-1)

Date	A	C	Yd	%	TD	I	Rating	W/L	Score
12/16/02	29	14	134	.483	0	1	47.2	L	7-24
10/05/03	31	17	219	.548	1	0	88.0	W	38-30
01/10/04*	41	21	201	.512	1	0	73.3	W	17-14
12/31/06	24	15	225	.625	1	0	107.1	W	40-23
10/18/09	34	29	380	.853	6	0	152.8	W	59-0
TOTALS	159	96	1159	.604	9	1	99.0		4-1

*-Playoffs

THE LAST TIME: REGULAR SEASON

Patriots 59, Titans 0

October 18, 2009 ★ Gillette Stadium

	1	2	3	4	Final
Tennessee Titans	0	0	0	0	0
New England Patriots	10	35	14	0	59

The New England Patriots set team records for points in a game (59) and total net yards (619) in a 59-0 victory against the Tennessee Titans in snowy conditions at Gillette Stadium. The Patriots 59-point victory tied the largest margin of victory by any team since the 1970 AFL-NFL merger, equaling the L.A. Rams' 59-point win over Atlanta on Dec. 4, 1976 (59-0).

QB Tom Brady completed 29-of-34 pass attempts for 380 yards with six touchdown passes. Wide receivers Wes Welker (10-150-2 TDs) and Randy Moss (8-129-3 TDs) both went over 100 yards receiving, and RB Laurence Maroney added 123 yards rushing on the ground.

Brady had 345 yards passing in the first half alone, and set an NFL record with five touchdown passes in the second quarter. New England built a 45-0 halftime lead, the largest halftime lead in NFL history.

On defense, New England forced five turnovers and limited Tennessee to nine first downs and minus-seven yards passing. Tennessee was the first team since the merger to finish a game with negative passing yards. The Titans had two completions in the entire game, one for 15 yards and one for negative 22 yards.

New England led 10-0 in the first quarter behind a 45-yard touchdown run by Maroney and a 33-yard field goal by K Stephen Gostkowski. Then, Brady had a historic second quarter with five touchdown passes. He had touchdown passes of 40 and 28 yards to Moss, 38 yards to Kevin Faulk and 30 and five yards to Welker.

New England forced three turnovers on Tennessee's first three drives in the second quarter and converted the turnovers into touchdowns for a 31-0 lead. The Patriots added two more touchdowns in the final five minutes of the half for a 45-0 halftime lead.

Brady opened the second half with a nine-play, 65-yard drive that ended with his sixth touchdown pass, a nine-yard touchdown to Moss for a 52-0 lead. Brady was replaced by backup QB Brian Hoyer on the next series. Hoyer completed his first five passes on a drive that ended with a one-yard touchdown run by Hoyer for a 59-0 lead.



ONE HISTORIC GAME: 10/18/2009

The New England Patriots set team records for points in a game (59) and total net yards (619) in a 59-0 victory against the Tennessee Titans in snowy conditions at Gillette Stadium. The Patriots 59-point victory ties the largest margin of victory by any team since the 1970 AFL-NFL merger, equaling the L.A. Rams' 59-point win over Atlanta on Dec. 4, 1976 (59-0).

Patriots 59
Titans 0

QB Tom Brady completed 29-of-34 pass attempts for 380 yards with six touchdown passes, wide receivers Wes Welker (10-150-2 TDs) and Randy Moss (8-129-3 TDs) both went over 100 yards receiving, and RB Laurence Maroney added 123 yards rushing on the ground.

Brady had 345 yards passing in the first half alone, and set an NFL record with five touchdown passes in the second quarter. For his contributions, Brady earned AFC Offensive Player of the Week honors for the second time on the young 2009 season. New England built a 45-0 halftime lead, the largest halftime lead in NFL history.

What They Said:

QB Tom Brady

(On the Patriots' historic output)

"You know, some days out there when it's snowy like that, it's actually an advantage for the offense. Today was one of those days, because we had good footing and it's just fun to be a part of it. I was saying, when you see the weather forecast on Thursday, you're kind of [angry] and then once the day of

the game comes around, everyone is excited because you're out there and you're like, 'This is football. This is how it should be.'"



WR Wes Welker

(On why the Patriots seem to play so well in the snow)

"I know Coach [Belichick] does a really good job of coaching us up: what's good, what's bad, making sure we have good footing, the right cleats, things like that. And understanding that we need to be in the right type of plays and being able to come off breaks and things like that are going to be a little bit different under the conditions. We need to make sure that in the kicking game we're taking care of our responsibilities and things like that."

Head Coach Bill Belichick

(On the Patriots' level of execution)

"[It's] good players. The players were the ones out there playing today and they did a good job. They kept their feet. They handled the ball well. They handled it cleanly. We missed some tackles on defense, but we made some. We made some plays defensively, turning the ball over. Some of those were tough catches, good plays, but we got them. The credit goes to the players; they did a great job."



NFL RECORDS SET AGAINST TITANS

- Most touchdown passes in a quarter, 5 (Tom Brady in the second quarter)
- Largest halftime lead, 45 points (45-0)

TEAM RECORDS SET AGAINST TITANS

- Most points in a game (59)
- Most points in a half (45 in first half)
- Most total net yards in a game (619)
- Most passing net yards in a game (426, tie)
- Most touchdowns in a game (8, tie)
- Most passing yards in a half (Tom Brady, 345)
- Most passing touchdowns in a half (Tom Brady, 5 in first half)
- Most passing touchdowns in a game (Tom Brady, 6, tie)

45-0 HALFTIME LEAD IS LARGEST EVER

New England's 45-0 halftime lead against the Titans was the largest halftime lead in NFL history. The previous largest halftime lead was 42 points, when Green Bay held a 49-7 halftime lead over Tampa Bay on Oct. 2, 1983.

PATRIOTS SET TEAM RECORD WITH 619 YARDS

The Patriots set a franchise record with 619 total net yards against Tennessee (10/18). The 619-yard performance was the fifth highest single-game total by an NFL team since the 1970 merger and was the ninth 600-yard game by an NFL team since 1970. The Patriots are the 6th team since 1990 to register 600 or more yards of total offense.

PATRIOTS RECORDS / TOTAL NET YARDS IN GAME

Date	Opp.	Total Net Yards	Passing	Rushing
10/18/09	Tennessee	619	426	193
09/09/79	N.Y. Jets	597	365	232
11/23/08	at Miami	530	408	122
10/29/78	N.Y. Jets	529	289	240
12/18/65	Houston Oilers	526	336	190

BRADY THROWS 6 TDs FOR 2ND TIME

Tom Brady threw six touchdown passes in a single game for the second time in his career in the 59-0 win over Tennessee (10/18). Brady joins a list of just four other QBs who have thrown 6 tds in a game twice.

QB	TIMES	LAST	QB	TIMES	LAST
T.Brady	2	2009	Y.Tittle	2	1962
P.Manning	2	2004	G.Blanda	2	1962
C.Johnson	2	1969			



LAST GAME: PATRIOTS AT GIANTS

NEW YORK GIANTS, 6, PATRIOTS 3

August 29, 2012 ★ MetLife stadium

	1	2	3	4	Final
New England Patriots	0	3	0	0	— 3
New York Giants	0	0	3	3	— 6

The New England Patriots wrapped up the 2012 preseason with their annual meeting with the New York Giants. In a defensive battle, the Giants kicked a 32-yard field goal with 1:07 left to play to secure a 6-3 victory and drop the Patriots to a 1-3 preseason record.

The Giants field goal was set up when DE Adewale Ojomo forced a fumble on a sack of QB Brian Hoyer that was recovered by DL Marcus Thomas and returned 12 yards to the New England 17-yard line to get in position and put the Giants in front, 6-3.

The Giants clinched the victory with 13 seconds to play when Hoyer was intercepted by CB Laron Scott on a pass to the end zone.

With most of the Patriots starters sitting the night out, QB Eli Manning and the majority of the Giants starters played most of the first quarter. The Patriots defense held the Giants to just 69 yards and only four first downs in the first half.

The Patriots took a 3-0 lead in the second quarter when K Stephen Gostkowski culminated a 12-play, 51-yard drive with a 30-yard field goal. The drive was kept alive when FB Eric Kettani converted a third-and-one with a dive up the middle.

The Giants opened the second half with a 13-play, 64-yard drive led by backup QB David Carr that ended at the Giants 16-yard line to set up a 34-yard field goal to tie the game at 3-3. Ryan Mallett started the game and played through the first half before being relieved by Hoyer. Mallett finished the game eight-of-15 for 40 yards. Rookie free agent RB Brandon Bolden started at running back and led the team with 59 yards on 15 carries for a 3.9-yard average.

Jermaine Cunningham was a highlight of the defense with two sacks and three quarterback hits.

SEBASTIAN VOLLMER MADE HIS 2012 PRESEASON DEBUT

Sebastian Vollmer made his 2012 preseason debut and was in the starting lineup at right tackle. Vollmer dressed for the Tampa Bay game but did not play

QB RYAN MALLETT MADE HIS SECOND START OF THE 2012 PRESEASON

QB Ryan Mallett made his second start of the preseason. He started in the Monday Night Football game against Philadelphia on Aug. 20 at Gillette Stadium. Mallett played through the first half before being relieved by Brian Hoyer. Mallett finished the game 8-of-15 for 40 yards. Brian Hoyer played the entire second half and finished 9-of-15 for 96 yards.

PATRIOTS AND GIANTS CLOSE OUT THE PRESEASON FOR THE EIGHTH STRAIGHT SEASON

The Patriots and Giants closed out the preseason for the eighth straight year. The Patriots lost to the Giants 6-3 and are now 2-6 in those games.

FOUR 2012 DRAFT PICKS IN THE STARTING LINEUP

Of the seven 2012 draft picks, four were in the starting lineup against the Giants. Second-round pick Tavon Wilson started at safety, sixth-round pick Nate Ebner started at safety, seventh-round pick Alfonzo Dennard started at cornerback and seventh-round pick Jeremy Ebert started at wide receiver. First round draft picks DL Chandler Jones and LB Dont'a Hightower did not start against the Giants after starting the first three preseason games.

J. CUNNINGHAM WITH A TWO-SACK NIGHT; UPS PRESEASON TOTAL TO 6 QB HITS

DE Jermaine Cunningham had two sacks in the game. He registered a 14-yard sack of QB Eli Manning in the first quarter and a 7-yard sack of David Carr in the second quarter. Cunningham also had three hits on the quarterback and finished the preseason with six hits on the quarterback.

RB BRIAN BOLDEN LED THE TEAM WITH 59 YARDS ON 15 CARRIES

Rookie free agent RB Brandon Bolden started at running back and finished with 15 carries for 59 yards for a 3.9-yard average.

FIRST-YEAR LB MIKE RIVERA LEADS THE TEAM WITH 12 TOTAL TACKLES

First-year LB Mike Rivera led the team with 12 total tackles, including 11 solo tackles. Rivera finished the 2012 preseason with a team-leading 18 total tackles.

PATRIOTS SECOND UNITS DO WELL AGAINST THE MAJORITY OF THE GIANTS FIRST UNITS

With most of the Patriots starters sitting the night out, QB Eli Manning and the majority of the Giants starters played most of the first quarter. The Patriots defense held the Giants to just 69 yards and only four first downs in the first half.

WHAT TO LOOK FOR THIS WEEK AT TENNESSEE

BILL BELICHICK

- With a victory at Tennessee, Bill Belichick will earn his 193rd career victory, moving him into an 8th place tie with Chuck Knox.

TOM BRADY

- Tom Brady (39,979) needs 21 yards passing to become the 14th player in NFL history with 40,000 career passing yards.
- Brady (39,979) needs 260 passing yards to move past Johnny Unitas (40,239) into 13th place on the NFL's all-time passing list.
- With a victory over Tennessee, Brady will move out of a tie with Fran Tarkenton and into sole possession of fifth place for most career wins by a starting quarterback with his 125th career win.
- With one touchdown pass against Tennessee, Brady will move past John Elway into sole possession of fifth place on the NFL's all-time touchdown list. He enters this week tied for fifth with John Elway with 300 career touchdown passes.
- With one touchdown pass against Tennessee, Brady will extend his streak to 33 straight games with at least one touchdown pass. His current streak is fourth all-time, behind Johnny Unitas (47), Drew Brees (43-current) and Brett Favre (36).

WES WELKER

- Wes Welker (554) needs four receptions against the Titans to pass Troy Brown (557) and become the Patriots all-time reception leader.
- Welker needs one reception to extend his streak to 78 straight regular-season games with at least one reception as a member of the Patriots to extend his franchise record. Welker has an overall streak of 94 straight regular-season games with at least one reception, including his time with the Miami Dolphins.



PATRIOTS OPENING DAY NOTES

PATRIOTS VS. TENNESSEE IN SEASON OPENERS

The Patriots will open the season against the Tennessee Titans for the second time in team history. The Patriots faced the then Houston Oilers in the 1975 season opener at Schaefer Stadium in a 7-0 loss on Sept. 21.

Patriots vs. Tennessee in Season Openers

Year	Date	Opponent	Score
1975	09/21	vs. Houston	0-7 (L)

PATRIOTS SEASON-OPENING SUPERLATIVES

Rushing Yards

Year	Name	Opponent	No	Yds	Avg	LG	TD
1982	Tony Collins	Baltimore	21	137	6.5	54	0
1977	S. Cunningham	Kansas City	23	105	4.6	11	0
1995	Curtis Martin	Cleveland	19	102	5.4	30	1
1983	R. Weathers	Baltimore	6	100	16.7	77	1

Receiving Yards

Year	Name	Opponent	No	Yds	Avg	LG	TD
2007	Randy Moss	N.Y. Jets	9	183	20.3	51	1
1994	Ben Coates	Miami	8	161	20.1	62	2
2011	Wes Welker	Miami	8	160	20.0	99t	2
1989	Cedric Jones	N.Y. Jets	8	148	18.5	36	0
2009	Randy Moss	Buffalo	12	141	11.8	31	0

Passing Yards

Year	Name	Opponent	Att	Com	Yds	TD	Int
2011	Tom Brady	Miami	48	32	517	4	1
1994	Drew Bledsoe	Miami	51	32	421	4	2
2009	Tom Brady	Buffalo	53	39	378	2	1
1999	Drew Bledsoe	N.Y. Jets	30	21	340	1	1
1997	Drew Bledsoe	San Diego	39	26	340	4	0

Tom Brady's 517 yards passing in the Miami game last year on kickoff weekend was the second best passing day on kickoff weekend in NFL history. Norm Van Brocklin passed for 554 yards for the Los Angeles Rams vs. the New York Yanks on Sept. 28, 1951.

OPENING DAY RECORDS

	W	L	T	Pct.	Streak
New England Patriots	28	24	0	.538	W-8
Bill Belichick.....	11	6	0	.647	W-8
Tom Brady	9	1	0	.900	W-8

The Patriots have won eight straight openers, the longest streak in the NFL. Green Bay is second with five straight opening day wins.

PATRIOTS LOOKING FOR NINTH STRAIGHT OPENING DAY WIN

The Patriots enter this week's game with eight straight opening day wins. Four NFL teams have had nine-plus opening day wins.

MOST CONSECUTIVE OPENING DAY WINS

Team	OPENING DAY WINS	YEARS
Dallas	17	(1965-1981)
Miami	11	(1992-2002)
Portsmouth/Detroit	10	(1930-1939)
Chicago	9	(1984-1992)

PATRIOTS HAVE BEST NFL RECORD, PAST TEN YEARS

The Patriots record of 123-37, (.769) over the past 10 seasons is the best in the NFL. Over the past 10 years, only six NFL teams have posted a winning percentage of .600 or better.

BEST HOME RECORDS SINCE 2002

Team	W	L	T	Pct.
New England	123	37	0	.769
Indianapolis	111	49	0	.694
Pittsburgh	105	54	1	.659
Philadelphia	99	60	1	.622
Green Bay	99	61	0	.619
San Diego	96	64	0	.600

PATRIOTS HAVE THE THIRD-BEST OPENING MONTH RECORD IN THE LAST 10 YEARS

Getting off to a strong start is important. Over the last 10 years, 14 teams have a winning record through the season's first month. Those 14 clubs have combined for 78 playoff appearances in that span and have won all 10 Super Bowl Championships.

BEST OPENING-MONTH RECORD OVER THE PAST 10 YEARS (2002-2011)

Team	Record	Pct.
Indianapolis	24-8	.750
New England	22-9	.710
Denver	23-11	.676
Dallas	21-11	.656
NY Giants	20-12	.625
Seattle	20-12	.625
Baltimore	19-12	.613
Pittsburgh	20-13	.606
Green Bay	20-14	.588
New Orleans	19-14	.576
Philadelphia	19-14	.576
Washington	17-14	.548
Tampa Bay	18-15	.545
Atlanta	17-16	.515

PATRIOTS SEASON OPENERS SINCE 2002

PATRIOTS SEASON OPENERS SINCE 2002

Date	Opp	W/L	Score	Game Notes
09/12/11	at Mia	W	38-24	Tom Brady threw for a team-record 517 yards and four touchdowns, including a 99-yard touchdown pass to Wes Welker, and the Patriots started with victory for the eighth consecutive season.
09/12/10	vs. Cin.	W	38-24	The Patriots took a commanding 24-3 lead that was expanded to 31-3 when Brandon Tate took the second half kickoff 97 yards for a touchdown.
09/14/09	vs. Buf.	W	25-24	Tom Brady threw 2 TDs in the final 2 minutes to rally the Pats from a 24-13 deficit.
09/07/08	vs. KC	W	17-10	The Patriots won their 20 th consecutive regular-season game.
09/09/07	at NYJ	W	38-14	Randy Moss totals 183 yards in Patriots debut.
09/10/06	BUF	W	19-17	Fourth-quarter safety by Ty Warren provides winning points.
09/08/05	OAK	W	30-20	Patriots unveil third Super Bowl banner in Thursday night opener.
09/09/04	IND	W	27-24	Willie McGinest sack leads to missed Colts FG in final minute.
09/07/03	at BUF	L	0-31	Loss sparks 17 wins in next 18 en route to Super Bowl win.
09/09/02	PIT	W	30-14	Patriots win Gillette Stadium opener, first championship banner raised.



QUOTES AND NOTES

NEWLY ACQUIRED PATRIOTS

The Patriots acquired veteran free agnets S Steve Gregory, WR Brandon Lloyd, LB Trevor Scott and TE Visanthe Shiancoe this past offseason. Below are some of their thoughts on joining the Patriots:

From Steve Gregory: "It's a winning organization. Obviously everyone's goal in the NFL is to win a Super Bowl and I know that this gives me a great opportunity to do that."

From Brandon Lloyd: "The coaching, the way that the message is delivered and the way that the coaches coach and the players all fall in line. It's been a good experience so far."

From Trevor Scott: "You just know what to expect when you come here. They want to compete for the Super Bowl every year. To come in here, I'm going to have big shoes to fill."

From Visanthe Shiancoe: "It's just a well-organized team. I can see I have to work hard here and it's time to work."

AARON HERNANDEZ ON HOW BEING A PATRIOT HAS CHANGED HIM

"This is a place that not only did it change my future from them paying me, but it just changed me as a person," he said. "You can't come here and act reckless and do your own stuff, and [I] was one of the persons that when I came here, I might've acted the way I wanted to act, but you get changed by Bill Belichick's way. You get changed by the Patriots' way. Now that I'm a Patriot, I have to start living like one, and making the right decisions for them."

VINCE WILFORK: REASONS FOR PATRIOTS SUCCESS

Patriots Pro Bowl DL Vince Wilfork, who served as a defensive captain for the Patriots in 2011, says the team's continued success is a result of the entire organization working towards one common goal: "The Patriots are all about team, family and smart football players. They try to get good people here from coaches to guys who work in the front office to guys who put on this uniform. I think everybody has to have one goal in mind, and that's to be together. When you get an organization together that is seeking one goal, you can be pretty successful."

NFL'S BEST ROAD WARRIORS SINCE ROBERT KRAFT PURCHASED THE TEAM IN 1994

Since Robert Kraft purchased the Patriots in 1994, the team has the best regular-season road record at 86-58 (.597).

TEAM	RECORD	PCT.
New England	86-58	.597
Pittsburgh	81-63	.563
Indianapolis	76-68	.528
N.Y. Giants	75-68-1	.524
Green Bay	75-69	.521
Philadelphia	74-68-2	.521

2012 PATRIOTS OPPONENTS

In 2012, the Patriots will play each of their AFC East rivals twice and will also play one game against each of the AFC South and NFC West teams. As the first-place team in the AFC East, the Patriots will play the first-place teams of the AFC West (Denver) and the AFC North (Baltimore).

HOME				AWAY			
Team	W	L	Pct.	Team	W	L	Pct.
San Francisco 49ers	13	3	.813	Baltimore Ravens	12	4	.750
Houston Texans	10	6	.625	Tennessee Titans	9	7	.563
Denver Broncos	8	8	.500	New York Jets	8	8	.500
New York Jets	8	8	.500	Seattle Seahawks	7	9	.438
Arizona Cardinals	8	8	.500	Miami Dolphins	6	10	.375
Miami Dolphins	6	10	.375	Buffalo Bills	6	10	.375
Buffalo Bills	6	10	.375	Jacksonville Jaguars	5	11	.313
Indianapolis Colts	2	14	.125	St. Louis Rams	2	14	.125

ANNUAL ACHIEVEMENTS

The Patriots won more than half of their games for the 11th straight year with a 13-3 record in 2011. They are the first team to win more than half of their games in 11 straight seasons since free agency began in 1993.

The Patriots are the fourth team to win more than half of their games in 11 straight seasons since the 1970 AFL-NFL merger, joining the 49ers (16 straight from 1983-1998), the Cowboys (16 straight from 1970-85) and the Raiders (11 straight from 1970-80).

The Patriots have now won nine or more games in 15 of the 18 seasons Robert Kraft has owned the team.

MOST CONSECUTIVE WINNING SEASONS (since 1970 merger)

San Francisco (1983-98)	16
Dallas (1970-85)	16
New England (2001-11)	11
Oakland (1970-80)	11

PATRIOTS HAVE THE MOST 9+ WIN SEASONS SINCE 2001

The Patriots are the only team in the NFL to have recorded nine or more wins in each of the last 11 seasons.

MOST SEASONS OF 9+ WINS SINCE 2001

New England	11
Pittsburgh	9
Indianapolis	9
Philadelphia	8

PATRIOTS WIN 10+ FOR THE NINTH STRAIGHT YEAR

New England has reached at least 10 regular-season wins for nine consecutive seasons, joining San Francisco (16) and Indianapolis (9) as the only teams to accomplish the feat.

Team	Years	Consecutive Seasons with 10+ Wins
San Francisco	1983-1998	16
New England	2003-present	9
Indianapolis	2002-2010	9

PATRIOTS EARNED NUMBER ONE SEED IN AFC PLAYOFF FIELD FOR SECOND STRAIGHT SEASON

The Patriots were the number one seed in the AFC playoff field for the second straight season in 2011. The Patriots have now earned the number one seed four times (2011, 2010, 2007 and 2003) in the past nine seasons. New England is the first team since Philadelphia (2002, 2003 and 2004) to have the top seed in its conference in at least two straight years and is the first AFC team to have the first seed in two straight years since Buffalo in 1990 and 1991.

MOST PRO BOWLERS DRAFTED SINCE 1994

Since Robert Kraft's purchase of the Patriots in 1994, the team has drafted more Pro Bowl players than any other NFL team.

Rank	Team	Players
1.	New England	20
2.	Green Bay	19
3.	Pittsburgh	18
4.	Philadelphia	15
	Baltimore	15



PATRIOTS 2012 TEAM NOTES

2012 WHAT TO LOOK FOR

BILL BELICHICK

- Bill Belichick (192) needs one more win to tie Chuck Knox (193) for 8th place all-time and 10 more wins to move past Dan Reeves (201) into seventh place all-time.
- Belichick (17) needs one more postseason victory to move out of a tie with Joe Gibbs into sole possession of third place all-time in postseason wins. Tom Landry (20) is in first place followed by Don Shula (19).

TOM BRADY

- Tom Brady (39,979) needs 21 yards passing to become the 14th player in NFL history with 40,000 career passing yards.
- Brady (124) needs one more career win to move into sole possession of fifth place for most career wins as a starting quarterback. He enters 2012 tied with Fran Tarkenton for fifth place. Peyton Manning is in fourth place with 141 career wins.
- Brady enters the 2012 season in a fifth place tie with John Elway for most career touchdowns passes with 300. Fran Tarkenton is in fourth place with 342 career touchdown passes.
- Brady enters the 2012 season in eighth place all-time with 45 career 300-yard passing games. Warren Moon is in seventh place with 49 300-yard games.
- If Brady reaches 30 or more touchdowns passes in 2012 he will become just the fifth player in NFL history with at least 30 or more touchdown passes in four seasons.
- Brady needs one more postseason victory to set the NFL record for most career postseason wins by a starting quarterback. He enters 2012 tied with Joe Montana with 16 career postseason wins.
- Brady needs one more AFC Offensive Player of the Week honor to tie Peyton Manning (21) for the most player of the week honors in NFL history.
- If Brady reaches 4,000 passing yards in 2011, he will be just the fifth player in NFL history to reach 4,000 yards in five or more seasons: Peyton Manning (11), Dan Marino (6), Drew Brees (6) and Brett Favre (6).
- Brady enters the 2012 season with at least one touchdown pass in 32 straight games. Brady's 32 straight games with at least one touchdown pass are fourth all-time, behind Johnny Unitas (47), Drew Brees (43) and Brett Favre (36).
- Brady had at least one touchdown pass in all 16 games in each of the last two seasons. Brady and Brees are the first two quarterbacks to throw for at least one touchdown pass in all 16 games for two straight seasons.

ROB GRONKOWSKI

- Rob Gronkowski (10 touchdowns in 2010 and 18 in 2011) can become the first tight end in NFL history with three straight 10-plus touchdown seasons. Gronkowski and Antonio Gates (13 in 2004 and 10 in 2005) are the only tight ends to have back-to-back 10-plus touchdown seasons.
- If Gronkowski has another 10-touchdown season in 2012, he will join Randy Moss (2007, 2008 and 2009) and Corey Dillon (2004, 2005, 2006) as the only Patriots with three straight 10-plus touchdown seasons and three 10-plus seasons overall.

WES WELKER

- Wes Welker enters the 2012 season with 554 receptions and needs four receptions to pass Troy Brown (557) and become the Patriots all-time reception leader.
- Welker (6,105) needs 262 receiving yards to move past Troy Brown (6,366) into second place on the New England all-time receiving yards list. Stanley Morgan is in first place with 10,352 yards.
- If Welker reaches 100 receptions in 2012, he will become the first player in NFL history with five 100-catch seasons.
- Welker enters 2012 tied with Cris Carter and Reggie Wayne for fourth place all-time with 14 10-plus reception games. Jerry Rice is in first place with 17 10-reception games, followed by Marvin Harrison (16) and Andre Johnson (15).

NFL'S BEST AT HOME

Since their state-of-the-art facility opened at the beginning of the 2002 season, the Patriots own the NFL's best record at home overall. The Patriots own an overall record of 67-13 (.838) at Gillette Stadium in regular season games and a 76-15 (.835) record including playoffs.

BEST HOME RECORDS SINCE 2002

(including playoffs)

Team	W	L	T	Pct.
New England	76	15	0	.835
Baltimore	62	21	0	.747
Pittsburgh	64	23	1	.733
Indianapolis	65	24	0	.730
San Diego	57	28	0	.671
Green Bay	57	29	0	.663
Seattle	56	30	0	.651
Philadelphia	55	33	0	.625

PATRIOTS ARE SHARP AT GILLETTE

The Patriots concluded a 20-game home winning streak with a 24-20 loss to the New York Giants on Nov. 6, 2011. It was the longest home win streak in team history. The Patriots own an overall record of 67-13 (.838) at Gillette Stadium in regular season games.

The teams with the highest winning percentage at a stadium since 1970

(minimum 25 games):

Team	Stadium	W-L-T	WIN PCT.
New England	Gillette Stadium	67-13	.838
Miami	Orange Bowl	101-22-1	.819
Pittsburgh	Heinz Field	65-22-1	.744
Minnesota	Metropolitan Stadium	64-23-1	.733
LA Rams	Memorial Coliseum	53-20-2	.726

LONGEST HOME WINNING STREAK / PATRIOTS HISTORY (REG. SEASON)

Streak	First Win	Last Win
20	Dec. 12, 2008	Oct. 16, 2011
18	Dec. 29, 2002	Sept. 8, 2005
12	Nov. 26, 2006	Sept. 7, 2008
10	Sept. 18, 1976	Oct. 30, 1977

NFL'S BEST ROAD WARRIORS

Since the start of the 2000 season, the Patriots have the best regular-season road record at 63-33 (.656).

TEAM	RECORD	PCT.
New England	63-33	.656
Philadelphia	62-33-1	.651
Indianapolis	59-37	.615
Pittsburgh	59-37	.615

TWO PATRIOTS REACH 1,000 YARDS in 2011

Wes Welker (1,569) and Rob Gronkowski (1,327) both finished with over 1,000 yards receiving in 2011. It is the fifth time in team history that New England had two players with over 1,000 receiving yards. Welker and Randy Moss had three straight seasons with 1,000 yards (2007-09). Welker and Moss became the sixth group of NFL teammates to have three straight 1,000 yard seasons. The Patriots also had two receivers reach 1,000 yards in 1979.

TOM BRADY AND WES WELKER BECOME THE 12TH TO SCORE ON A 99-YARD PASS PLAY

Tom Brady connected with Wes Welker on a 99-yard touchdown in the fourth quarter of the 2011 season-opener at Miami (9/12/11). The 99-yard play tied the NFL record for the longest offensive play, which has been accomplished 14 times. There have been 13 pass plays and one running play for 99 yards. Listed below are the 14 99-yard plays.

(13) 99-YARD PASS PLAYS

Frank Filchock to Andy Farkas, Wash. vs. Pitt. – Oct. 15, 1939
 George Izo to Bobby Mitchell, Wash. vs. Clev. – Sept. 15, 1963
 Karl Sweetan to Pat Studstill, Det. vs. Balt. – Oct. 16, 1966
 Sonny Jurgensen to Gerry Allen, Wash. vs. Chic. – Sept. 15, 1968
 Jim Plunkett to Cliff Branch, LA Raiders vs. Wash. – Oct. 2, 1983
 Ron Jaworski to Mike Quick, Phil. vs. Atl. – Nov. 10, 1985
 Stan Humphries to Tony Martin, SD. vs. Sea. – Sept. 18, 1994
 Brett Favre to Robert Brooks, GB vs. Chic. – Sept. 11, 1995
 Trent Green to Marc Boerigter, KC vs. SD. – Dec. 22, 2002
 Jeff Garcia to Andre Davis, Clev. vs. Cin. – Oct. 17, 2004
 Gus Ferrotte to Bernard Berrian, Minn. vs. Chi. – Nov. 30, 2008

Tom Brady to Wes Welker, NE at Mia. – Sept. 12, 2011

Eli Manning to Victor Cruz, NY Giants at NY Jets – Dec. 24, 2011

(1) 99-YARD RUN PLAY

Tony Dorsett, Dal. vs. Minn. – Jan. 3, 1983



2011 IN REVIEW

PATRIOTS SET FRANCHISE RECORD WITH 622 TOTAL YARDS IN 2011 OPENER

The Patriots 622 total yards at Miami (9/12/11) in the 2011 season opener is a franchise record. The previous high was 619 yards vs. Tennessee on Oct. 18, 2009. The Patriots now have two games in their history with 600 or more total yards.

PATRIOTS FORCE TURNOVERS

The Patriots lead the NFL with a +123 turnover margin since the 1994 season, including a league-leading and franchise record +28 in 2010 and an AFC leading +17 in 2011 that was third to San Francisco's +28 and Green Bay's +24. The Patriots +17 was 10 more than the second place AFC team (Houston at +7)

NFL TURNOVER MARGIN SINCE 1994

Rank	Team	Turnover Margin
1.	New England	+123
2.	Kansas City	+102
3.	Green Bay	+70

PATRIOTS SCORE TOUCHDOWNS

The Patriots scored 61 total touchdowns in 2011. That number is third in team history to the 75 scored in 2007 and the 65 scored in 2010.

MOST TOUCHDOWNS IN A SEASON / PATRIOTS

75 in 2007
65 in 2010
61 in 2011
52 in 1961 and 1980

PATRIOTS REACHED 400 POINTS FOR THE FIFTH STRAIGHT YEAR

The Patriots finished the 2011 season with 513 points for their fifth straight season of 400 or more points and their second straight season with over 500 points. The 513 points are third in team history. The Patriots are the third team to ever have at least five straight 400-point seasons. Indianapolis had five straight (2003-07) and San Diego has a current streak of eight straight 400 point seasons (2004-11).

MOST POINTS SCORED IN A SEASON BY THE PATRIOTS

589 in 2007
518 in 2010
513 in 2011
441 in 1980

PATRIOTS ON POINT

The Patriots averaged 32.1 points per game in 2011. That average ranks third all-time in team history.

HIGHEST AVG. POINTS PER GAME BY THE PATRIOTS

36.8 in 2007
32.4 in 2010
32.1 in 2011
29.5 in 1961

PATRIOTS SET FRANCHISE RECORD FOR MOST TOTAL NET YARDS IN 2011

The Patriots finished the 2011 season with 6,848 total net yards, setting a new franchise record for most total net yards in a season. That total is fourth all-time in NFL history.

MOST TOTAL NET YARDS/SEASON PATRIOTS

6,848 in 2011
6,580 in 2007
6,357 in 2009

MOST TOTAL NET YARDS/ NFL

7,474 New Orleans in 2011
7,075 St. Louis in 2000
6,936 Miami in 1984
6,848 Patriots in 2011

WHAT'S THE POINT?

During the past 12 seasons, the Patriots defense has always ranked higher in fewest points allowed than in yards allowed except for 2007 when both ranked fourth. The Patriots finished 15th in the NFL on defense by allowing an average of 21.4 points per game in 2011.

	Avg. Points Allowed	Avg. Yds Allowed
2011	21.4 (15)	411.1 (31)
2010	19.6 (8)	365.5 (25)
2009	17.8 (5)	320.2 (11)
2008	19.3 (8)	309.0 (10)
2007	17.1 (4)	288.3 (4)
2006	14.8 (2)	294.4 (6)
2005	21.1 (17)	330.2 (26)
2004	16.3 (2t)	310.6 (9)
2003	14.9 (1)	291.6 (7)
2002	21.6 (17)	336.1 (23)
2001	17.0 (6)	334.5 (24)
2000	21.1 (17)	334.6 (20)

TOP OFFENSE

The Patriots offense finished second in the NFL in total yards. The Patriots offense has finished in the top 10 five straight seasons. Since the 1970 merger, the Patriots offense has finished in the top 10 a total of 16 times, including seven times under Bill Belichick.

Year	Rank
2011	2 (428.0)
2010	8 (363.8)
2009	3 (397.3)
2008	5 (365.4)
2007	1 (411.3)

WELKER AND GRONKOWSKI ARE THE TOP TWO IN THE AFC

Wes Welker (1,569) and Rob Gronkowski (1,327) finished first and second respectively in the AFC in receiving yards. They became the first teammates to finish 1-2 in a conference in receiving yards since Torry Holt and Isaac Bruce in 2000 (St. Louis).

TEAMMATES TO FINISH FIRST AND SECOND IN A CONFERENCE

2011	New England	Wes Welker/Rob Gronkowski
2000	St. Louis	Torry Holt/Isaac Bruce
1982	San Diego	Wes Chandler/Kellen Winslow
1980	San Diego	John Jefferson/Kellen Winslow

DIVISIONAL DOMINANCE I

The New England Patriots own a 53-15 (.779) record in regular season AFC East games since the beginning of the 2001 season, compiling the best intra-division record of any team in the NFL.

NFL'S TOP DIVISIONAL RECORDS SINCE 2001

Team	W	L	T	Pct.
New England Patriots	53	15	0	.779
Pittsburgh Steelers	50	20	0	.714
Green Bay Packers	48	20	0	.706
Indianapolis Colts	47	21	0	.691

AFC EAST DIVISIONAL RECORDS SINCE 2001

Team	W	L	T	Pct.	Div. Titles	Years
New England	53	15	0	.779	9	2001, 03-07, 09-11
New York Jets	34	34	0	.500	1	2002
Miami	29	39	0	.426	1	2008
Buffalo	21	47	0	.309	0	---

NOTES: The Indianapolis Colts were members of the AFC East in 2001 and compiled a 3-5 divisional record that season. In 2002, the Patriots and Jets both finished with a 9-7 overall record and a 4-2 divisional record, but the Jets claimed the division title by virtue of having a better record against common opponents. In 2008, the Patriots and Dolphins both finished with an 11-5 overall record and a 4-2 divisional record, but Miami qualified for the playoffs due to a better conference record (8-4 to 7-5).

DIVISIONAL DOMINANCE II

The Patriots have the highest winning percentage in division games from November until the end of the season since 2002.

Team	W	L	T	Pct.
New England	27	7	0	.794
Indianapolis	25	9	0	.735
San Diego	25	9	0	.735
Green Bay	27	10	0	.730
Pittsburgh	27	11	0	.710



2011 IN REVIEW

HOME RECORD IN DECEMBER SINCE 2002

With a 20-1 record, the New England Patriots have the best home record in December in the NFL since Gillette Stadium opened in 2002. The Patriots have won 19 straight at home in December. This year the Patriots will play three of their final four regular season games at home.

Team	W	L	T	Pct.
New England	20	1	0	.952
Green Bay	18	4	0	.818
Indianapolis	19	6	0	.760
Denver	13	5	0	.722
Philadelphia	14	6	0	.700

NFL'S TOP DECEMBER RECORD SINCE 2001

The Patriots have an NFL-best 41-5 record in the month of December since the 2001 season, including a 4-0 record in 2011.

Rk	Team	Record
1	New England Patriots	41-5
2	Philadelphia Eagles	35-12
3	Pittsburgh Steelers	34-14
4	Indianapolis Colts	31-17
5	San Diego Chargers	31-18

The Patriots have finished undefeated in December seven times since 2001: (2001 - 4-0), (2003 - 4-0), (2005 - 4-0), (2007 - 5-0), (2008 - 4-0), (2010 - 4-0) and (4-0-211).

BEST RECORDS IN THE FINAL FOUR GAMES OF THE SEASON SINCE 2006

Team	W	L	T	Pct.
New England	22	2	0	.917
San Diego	22	2	0	.917
Philadelphia	19	5	0	.792
Baltimore	18	6	0	.750

STRONG IN THE SECOND HALF

Since 2001, the Patriots have done a remarkable job of finishing the season strong, compiling an NFL-best 69-16 (.812) record in games on or after Thanksgiving.

PATRIOTS BEFORE AND AFTER THANKSGIVING SINCE 2001

Season	Pre-Thanksgiving	Post-Thanksgiving	Overall
2001	5-5 (.500)	9-0 (1.000)	14-5*
2002	6-5 (.545)	3-2 (.600)^	9-7
2003	9-2 (.818)	8-0 (1.000)	17-2*
2004	9-1 (.900)	8-1 (.889)	17-2*
2005	6-4 (.600)	5-3 (.625)	11-7*
2006	7-3 (.700)	7-2 (.777)	14-5*
2007	10-0 (1.000)	8-1 (.889)	18-1*
2008	7-4 (.636)	4-1 (.800)	11-5
2009	7-3 (.700)	3-4 (.429)	10-7*
2010	8-2 (.800)	6-1 (.857)^	14-3*
2011	7-3 (.700)	8-1 (.889)	15-4*
Totals	81-32 (.717)	69-16 (.812)	150-48

*Includes playoffs ^Includes games played on Thanksgiving

BEST RECORDS IN GAMES PLAYED ON OR AFTER THANKSGIVING SINCE 2001

(Includes regular-season and playoff games)

Team	W	L	T	Pct.
New England	69	16	0	.812
Pittsburgh	58	24	0	.707
Philadelphia	52	29	0	.642
San Diego	45	26	0	.634
Green Bay	49	29	0	.628



PATRIOTS TIE THE NFL RECORD FOR MOST 30-POINT GAMES IN A SINGLE SEASON

The Patriots scored 30 points 12 times in 2011 to tie the NFL record for most 30-point games in a single season. The 2007 Patriots and the 1999 St. Louis Rams also had a dozen 30 point games. The NFL record for most consecutive 30-point games in a single season is eight by the 2007 and 2010 Patriots and the 2000 St. Louis Rams.

TWO PLAYERS WITH 10 OR MORE TOUCHDOWNS FOR SECOND STRAIGHT SEASON

RB BenJarvus Green-Ellis (11) and TE Rob Gronkowski (18) reached 10 or more touchdowns in 2011. It is the second straight season and fourth time in team history that the Patriots have had two players finish with 10 or more touchdowns in a season. In 2010, Gronkowski (10) and Green-Ellis (13) had 10 touchdown seasons. In 1976, Steve Grogan had 12 touchdowns (12 rushing) and Andy Johnson had 10 touchdowns (6 rushing, 4 receiving). In 1974, Mack Herron had 12 touchdowns (7 rushing, 5 receiving) and Sam Cunningham had 11 (9 rushing, 2 receiving).

18 100-YARD RECEIVING PERFORMANCES IN 2011 SET FRANCHISE RECORD

The Patriots had two receivers pass the 100-yard receiving mark against Buffalo, giving New England 18 individual 100-yard receiving performances in 2011. That number set a new franchise record, topping the 16 100-yard performances in 2007.

TWO PLAYERS WITH 100 YARDS FOR THE FIFTH TIME IN 2011

Both Rob Gronkowski (108) and Aaron Hernandez (138) went over 100 yards receiving vs. Buffalo(1/1/12), marking the fifth time that the Patriots had a game with two players over 100 yards receiving in 2011.

- Wes Welker (160) and Aaron Hernandez (103) at Miami (9/12/11)
- Welker (217) and Rob Gronkowski (109) at Buffalo (9/25/11)
- Welker (136) and Gronkowski (101) vs. NY Giants (11/6/11)
- Welker (115) and Deion Branch (125) at Philadelphia (11/27/11)
- Gronkowski (108) and Hernandez (138) vs. Buffalo (1/1/12).

2011 HONORS AND AWARDS

QB Tom Brady

- AFC Offensive Player of the Week (Wk. 1 at Miami)
- AFC Offensive Player of the Week (Wk. 2 vs. San Diego)
- AFC Offensive Player of the Month (November)
- AFC Offensive Player of the Week (Wk. 16 vs. Miami)
- AFC Offensive Player of the Month (December/January)
- AFC Pro Bowl starter

DE Andre Carter

- AFC Defensive Player of the Week (Wk. 10 at NY Jets)
- AFC Pro Bowl starter

WR Julian Edelman

- AFC Special Teams Player of the Week (Wk. 11 vs. KC)

TE Rob Gronkowski

- AFC Offensive Player of the Week (Wk. 14 at Washington)
- AFC Pro Bowl starter
- Associated Press All-Pro: First Team
- Pro Football Weekly All-NFL Team

G Logan Mankins

- AFC Pro Bowl starter
- Associated Press All-Pro: Second Team

DB Sterling Moore

- Pepsi NFL Rookie of the Week (Wk17 vs. Buffalo)

WR Matthew Slater

- AFC Pro Bowl (special teams)

T Nate Solder

- Pro Football Weekly All-Rookie Team

G Brian Waters

- AFC Pro Bowl starter

WR Wes Welker

- AFC Pro Bowl starter
- Associated Press All-Pro: First Team
- Pro Football Weekly All-NFL Team

NT Vince Wilfork

- AFC Pro Bowl starter
- Associated Press All-Pro: Second Team



PATRIOTS SUSTAINING SUCCESS

PATRIOTS ARE MOST FREQUENT SUPER BOWL TEAM OVER LAST 30 YEARS

The Patriots won their seventh conference championship since the 1985 season, and have won more conference titles than any other team over the last 30 years (since 1982). Additionally, the Patriots' six conference titles over the last 25 years are two more than the next closest teams, and New England's six conference championships in the last 20 years are also more than any other team. New England also has more conference titles over the last 15 years (5) and over the last 10 years (4) than any other team. The Patriots' two conference titles in the last five years are tied with Pittsburgh and the New York Giants for the most over that span.

Most Conference Championships in Last 5 Years (2007-2011)

New England	2
Pittsburgh.....	2
N.Y. Giants.....	2
New Orleans.....	1
Indianapolis.....	1
Green Bay.....	1
Arizona.....	1

Most Conference Championships in Last 10 Years (2002-2011)

New England	4
Pittsburgh.....	3
Indianapolis.....	2
N.Y. Giants.....	2
9 Other Teams.....	1

*-Pending Results of 2011 NFC Championship Game

Most Conference Championships in Last 15 Years (1997-2011)

New England	5
Pittsburgh.....	3
N.Y. Giants.....	3
Denver.....	2
Green Bay.....	2
Indianapolis.....	2
St. Louis Rams.....	2

Most Conference Championships in Last 20 Years (1992-2011)

New England	6
Pittsburgh.....	4
Dallas.....	3
Green Bay.....	3
N.Y. Giants.....	3
Buffalo.....	2
Denver.....	2
Indianapolis.....	2
St. Louis.....	2

Most Conference Championships in Last 25 Years (1987-2011)

New England	6
Buffalo.....	4
Denver.....	4
Pittsburgh.....	4
N.Y. Giants.....	4
Dallas.....	3
Green Bay.....	3
San Francisco.....	3

Most Conference Championships in Last 30 Years (1982-2011)

New England	7
Denver.....	5
N.Y. Giants.....	5
Buffalo.....	4
Pittsburgh.....	4
San Francisco.....	4
Washington.....	4
Dallas.....	3
Green Bay.....	3

WHAT HAVE YOU DONE FOR ME LATELY?

Since their record-setting 2007 season, the Patriots have maintained their spot atop the NFL in terms of regular season winning percentage and are second in regular season points scored. Since the beginning of the 2008 season, the Patriots have the NFL's highest winning percentage and have scored the second most points in the NFL. Since 2009, the Patriots are tied for the best winning percentage and have scored the most points. New England tops both categories since the beginning of the 2010 season.

HIGHEST WINNING PERCENTAGE SINCE 2008

Team	W	L	T	Pct.	PF	PA
New England Patriots	48	16	0	.750	1868	1249
Pittsburgh Steelers	45	19	0	.703	1415	1006
New Orleans Saints	45	19	0	.703	1904	1380
Baltimore Ravens	44	20	0	.688	1511	1041
Atlanta Falcons	43	21	0	.672	1570	1288
Green Bay Packers	42	22	0	.656	1828	1276
New York Giants	39	25	0	.609	1617	1468
Philadelphia Eagles	38	26	1	.602	1680	1331

HIGHEST WINNING PERCENTAGE SINCE 2009

Team	W	L	T	Pct.	PF	PA
New England Patriots	37	11	0	.771	1458	940
New Orleans Saints	37	11	0	.771	1441	987
Green Bay Packers	36	12	0	.750	1409	896
Pittsburgh Steelers	33	15	0	.688	1068	783
Baltimore Ravens	33	15	0	.688	1126	797
Atlanta Falcons	32	16	0	.667	1179	963
San Diego Chargers	30	18	0	.625	1301	1019
Philadelphia Eagles	29	19	0	.604	126	1042
New York Jets	28	20	0	.583	1092	903

HIGHEST WINNING PERCENTAGE SINCE 2010

Team	W	L	T	Pct.	PF	PA
New England Patriots	27	5	0	.844	1031	655
Green Bay Packers	25	7	0	.781	948	599
Pittsburgh Steelers	24	8	0	.750	700	459
Baltimore Ravens	24	8	0	.750	735	536
New Orleans Saints	24	8	0	.750	931	646
Atlanta Falcons	23	9	0	.719	816	638
New York Jets	19	13	0	.594	744	667
Chicago Bears	19	13	0	.594	687	627
New York Giants	19	13	0	.594	788	747
San Francisco 49ers	19	13	0	.594	685	575

MOST POINTS SCORED SINCE 2008

Team	Points
New Orleans Saints.....	1904
New England Patriots.....	1868
Green Bay Packers.....	1828
San Diego Chargers.....	1740
Philadelphia Eagles.....	1680
New York Giants.....	1617
Atlanta Falcons.....	1570
Houston Texans.....	1525
Baltimore Ravens.....	1511

MOST POINTS SCORED SINCE 2009

Team	Points
New England Patriots.....	1458
New Orleans Saints.....	1441
Green Bay Packers.....	1409
San Diego Chargers.....	1301
Philadelphia Eagles.....	1264
New York Giants.....	1190
Atlanta Falcons.....	1179
Houston Texans.....	1159
Baltimore Ravens.....	1126

MOST POINTS SCORED SINCE 2010

Team	Points
New England Patriots.....	1031
Green Bay Packers.....	948
New Orleans Saints.....	931
San Diego Chargers.....	847
Detroit Lions.....	836
Philadelphia Eagles.....	835
Atlanta Falcons.....	816
New York Giants.....	788
Houston Texans.....	771



2011 SEASON PERFORMANCES: WHERE DID THEY RANK?

TEAM

Total Net Yards	6,848	Team History	1st
Total Net Yards	6,848	NFL History	4th
Victories	13	Team History	5th
Points Scored	513	Team History	3rd
Gm. w/ 30+ Points	12	NFL History	T-1st
Touchdowns Scored	61	Team History	3rd
First Downs	399	Team History	1st
First Downs	399	NFL History	2nd
Passing First Downs	262	Team History	1st
Passing First Downs	262	NFL History	2nd
Net Passing Yards	5,084	Team History	1st
Net Passing Yards	5,084	NFL History	4th
Fewest Fumbles	13	Team History	2nd
100-Yard Receivers	18	Team History	1st
Interceptions	23	AFC in 2011	1st
Interceptions	23	NFL in 2011	T-2nd
Turnover Differential	+17	Team History	T-2nd
Turnover Differential	+17	AFC in 2011	1st



TOM BRADY

Passing Yards	5,235	NFL History	2nd
Passing Yards	5,235	Team History	1st
Passing Yds/Game	332.8	NFL History	2nd
Passing Yds/Game	332.8	Team History	1st
Completions	401	Team History	1st
Touchdown Passes	39	Team History	2nd
Touchdown Passes	39	NFL History	T-8th
300-Yd Passing Gm	11	Team History	1st
300-Yd Passing Gm	11	NFL History	2nd
Games with 2+ TD	14	Team History	T-1st
Games with 1+ TD	16	NFL History	T-1st
Games with 1+ TD	16	Team History	T-1st

WES WELKER

Receptions	122	Team History	2nd
Receptions	122	NFL History	T-4th
Receptions	122	NFL in 2011	1st
Receiving Yards	1,569	Team History	1st
Receiving Yards	1,569	NFL in 2011	2nd
Longest Reception	99t	NFL History	T-1st



ROB GRONKOWSKI

Total Touchdowns	18	Team History	2nd
Total TDs by a TE	18	NFL History	1st
TD Rec. by a TE	17	NFL History	1st
TD Reception	17	Team History	2nd
TD Reception	17	NFL History	T-5th
TD Reception	17	NFL in 2011	1st
Rec. Yards by a TE	1,327	NFL History	1st
Receiving Yards	1,327	Team History	6th
Receptions by a TE	90	Team History	2nd
Games with 2+ TD	7	NFL History	T-2nd
Gm w/2+ TD by a TE	7	NFL History	1st
Pts. by a Non-Kicker	108	NFL in 2011	2nd
Pts. by a Non-Kicker	108	AFC in 2011	1st

ROB GRONKOWSKI & AARON HERNANDEZ

Rec. by TE Tandem	169	NFL History	1st
-------------------	-----	-------------	-----

STEPHEN GOSTKOWSKI

Points Scored	143	AFC in 2011	1st
Points Scored	143	Team History	4th

KYLE ARRINGTON

Interceptions	7	NFL in 2011	T-1st
Interceptions	7	Team History	T-6th

ZOLTAN MESKO

Punting Average	46.5	Team History	1st
-----------------	------	--------------	-----





INSIDE THE NUMBERS

BY THE NUMBERS

2

The number of interceptions by Vince Wilfork in 2011. Anthony Pleasant (2001) is the only other Patriots defensive lineman to record two interceptions in the same season.

2

The number of punts returned by Julian Edelman for touchdowns during his career, the fourth Patriots player with two or more punt returns for a touchdown. A third will tie Troy Brown for the franchise record.

3

The number of NFL players with four 100-reception seasons after Wes Welker (122) reached 100 receptions in 2011 to join Jerry Rice and Marvin Harrison.

4

The number of times LB Jerod Mayo has reached 100 tackles to start his career. He is the first player in New England history to register 100 tackles in his first four NFL seasons.

7

The number of interceptions by Kyle Arrington to put him in a three-way tie for the NFL lead in 2011.

8

The number of times in NFL history a player reached 1,000 yards in the ninth game of the season after Wes Welker reached the milestone in 2011.

9

The number of AFC East titles by the Patriots since the 2000 season.

17

The number of touchdown catches by TE Rob Gronkowski in 2011, the most in NFL history by a tight end in a single season.

18

The number of total touchdowns by TE Rob Gronkowski in 2011 (17 rec. and 1 rush), the highest number of combined touchdowns by a tight end in NFL history.

41.5

Zoltan Mesko finished the 2011 season with a franchise record 41.5-yard net average, the sixth-best net average in NFL history.

122

The number of receptions in 2011 by Wes Welker in 2011. With 122 in 2011 and 123 in 2009, Welker joins Cris Carter as the only two NFL players with at least 120-plus receptions twice in their careers.

1,327

The number of receiving yards by Gronkowski in 2011 to set an NFL record, surpassing Kellen Winslow in 1980 (1,290).

TOM BRADY BY THE NUMBERS

1

Tom Brady became the first player to follow a 500-yard performance with a 400-yard performance after Brady had back-to-back games with 517 yards and 423 yards to start 2011.

2

Brady joined Drew Brees (2011) as the only players to reach 3,000 yards in the first nine games of the season. Brady (3,032) had the most yards ever through the first nine games of the year.

4

The number of times in his career that Brady has thrown a game-winning touchdown pass in the final minute of the game to turn a deficit into a Patriots win.

4

The number of seasons that Brady has reached 4,000 passing yards. His four 4,000-yard seasons are tied with Warren Moon and Philip Rivers for the fifth most in NFL history.

6

Brady became the sixth NFL quarterback in NFL history to have 30 or more touchdowns passes in at least three seasons after reaching 30 vs. Indianapolis (12/4) in 2011.

TOM BRADY BY THE NUMBERS

11

Tom Brady was the 11th quarterback in NFL history to throw for 500 or more yards after he passed for 517 in the 2011 opener at Miami.

20

The number of times Tom Brady has earned AFC Offensive Player of the Week honors. He earned the award in each of the first two weeks of the 2011 season and in Week 16.

45

The number of regular season 300-yard passing games by Tom Brady, a team record.

96

The number of times that Brady has thrown two or more touchdowns in a game. The Patriots are 81-15 when he throws for two or more touchdowns.

124

The number of wins that Brady has as a starting quarterback to tie Fran Tarkenton for fifth place. Brady reached the 100-win milestone in the fewest number of starts (131) among all quarterbacks in the modern era.

1,327

The number of passing yards Brady had in the first three games (517, 423 and 387) of 2011. Brady's 1,327 yards set the NFL mark for the most passing yards ever in a three-game stretch.

5,235

The number of passing yards by Brady in 2011, the second most in a season in NFL history.

THE KRAFT ERA

3

The number of Super Bowl championships the Patriots have won since Robert Kraft purchased the team in 1994. That mark is the highest total in the NFL over that span. Only Denver (2; 1997 and 1998), Pittsburgh (2; 2005 and 2008) and the NY Giants (2; 2007 and 2011) have won multiple Super Bowl titles since 1994.

6

The number of conference championships the Patriots have won since Robert Kraft purchased the team in 1994. That mark is the highest total in the NFL over that span. Pittsburgh is second with four conference titles since 1994.

11

The number of division championships won by the Patriots since Kraft purchased the team in 1994.

13

The number of playoff seasons earned by the Patriots in the 18 seasons since Robert Kraft purchased the team.

19

The number of playoff games the Patriots have won since Robert Kraft purchased the team in 1994. That mark is the highest total in the NFL over that span. Pittsburgh ranks second with 17 playoff wins over that span.

29

The number of playoff games the Patriots have appeared in since 1994, the most in the NFL. Pittsburgh has the second most with 27.

THE BELICHICK ERA

4

Bill Belichick is one of just four coaches to win three championships since the Super Bowl era began. Belichick joins three members of the Pro Football Hall of Fame in the exclusive club (Chuck Noll 4, Joe Gibbs 3 and Bill Walsh 3). Belichick is the only coach to win three Super Bowls in the post-1993 salary cap era and the only one to ever win three in four years.

192

Bill Belichick has 192 career victories as a head coach, including playoff games. Belichick moved past Bill Parcells into sole possession of ninth place in all-time coaching victories. Chuck Knox is in 8th place with 193 wins.



BILL BELICHICK NEWS & NOTES

THE HEAD COACH

18th season as head coach • 38th NFL season

Overall Record: 192-104 (.649)

Regular Season: 175-97 (.643)

Postseason: 17-7 (.708)

With Patriots overall: 155-59 (.724)

Super Bowl Titles: 5 (86, 90, 01, 03, 04)

Conf. Titles: 8 (86, 90, 96, 01, 03, 04, 07, 11)

Division Titles: 16 (75, 78, 86, 89, 90, 96, 98, 01, 03, 04, 05, 06, 07, 09, 10, 11)



Bill Belichick is the only head coach in NFL history to win three Super Bowl titles in a four-year span. He has won more regular season games (121) and more games overall (135) during a 10-year stretch (2001-2010) than any other coach in NFL History. In the 2007 season, Belichick led the Patriots to the fourth undefeated and untied regular season and the first since the NFL established a 16-game schedule in 1978.

BELICHICK LEADS TEAM TO 11TH STRAIGHT WINNING RECORD

Bill Belichick has led the Patriots to a winning record for 11 consecutive seasons (2001-2011). The only other NFL coach to have at least 10 consecutive winning seasons with one team since the 1970 merger was Tom Landry, who led the Dallas Cowboys to 16 consecutive winning seasons (1970-1985).

BELICHICK BECOMES FIRST COACH WITH NINE STRAIGHT SEASONS OF 10 WINS

Bill Belichick is the first coach in NFL history with nine straight seasons with at least 10 victories after guiding the Patriots to nine 10-plus seasons from 2003 through 2011.

BELICHICK FIRST IN NFL HISTORY WITH 13-PLUS WINS IN FIVE DIFFERENT SEASONS

Bill Belichick is the first head coach in NFL history with 13 or more wins in five different seasons.

2003	14-2
2004	14-2
2007	16-0
2010	14-2
2011	13-3

BELICHICK NEEDS ONE MORE WIN TO MOVE TO 8TH ALL-TIME

Bill Belichick moved past Bill Parcells into sole possession of 9th place in all-time coaching victories in 2011 and now has 192 wins. With one more win, he will tie Chuck Knox for eighth place on the all-time list. Knox accomplished the feat in 22 seasons. This is Belichick's 18th season as an NFL head coach.

MOST WINS NFL COACHES

Head Coach	Team(s)	Years of service	Record
1. Don Shula	BAL, MIA	33	347-173-6
2. George Halas	Chicago	40	324-151-31
3. Tom Landry	Dallas	29	270-178-6
4. Curly Lambeau	GB, Cards, WAS	33	229-134-22
5. Chuck Noll	Pittsburgh	23	209-156-1
6. M. Schottenheimer	CLE, KC, WAS, SD	21	205-139-1
7. Dan Reeves	DEN, NYG, ATL	23	201-174-2
8. Chuck Knox	LAR, BUF, SEA	22	193-158-1
9. Bill Belichick	CLE, NE	17	192-104-0
10. Bill Parcells	NYG, NE, NYJ, DAL	19	183-138-1
11. Mike Holmgren	GB, SEA	17	174-122-0
12. Joe Gibbs	Washington	16	171-101-0
13. Paul Brown	CLE, CIN	21	170-108-6

ELITE COMPANY

Bill Belichick is one of nine NFL head coaches to win three or more championships since the league began postseason play in 1933, but the only one to win three in four years. Belichick joined an exclusive club in which each of the eight other members has been enshrined in the Pro Football Hall of Fame.

HEAD COACHES WITH THREE OR MORE NFL TITLES

(Listed alphabetically)

Head Coach	Championship Team(s)
Bill Belichick	Patriots (SB XXXVI, XXXVIII, XXXIX)
Paul Brown	Cleveland Browns (1950, 54, 55)
Weeb Ewbank	Baltimore Colts, New York Jets (1958, 59 SB III)
Joe Gibbs	Washington Redskins (SB XVII, XXII, XXVI)
George Halas	Chicago Bears (1921, 33, 40, 41, 46, 63)
Curly Lambeau	Green Bay Packers (1929, 30, 31, 36, 39, 44)
Vince Lombardi	Green Bay Packers (1961, 62, 65, SB I, II)
Chuck Noll	Pittsburgh Steelers (Super Bowl IX, X, XIII, XIV)
Bill Walsh	San Francisco 49ers (Super Bowl XVI, XIX, XXIII)

BELICHICK'S PATRIOTS RENAISSANCE

Once Head Coach Bill Belichick implemented his coaching design on the Patriots, his approach has given him the best record of any NFL head coach who has coached over 40 games since 2001 (including the postseason).

NFL COACHES' RECORDS SINCE 2001

Coach	Team	W	L	T	Pct.
Bill Belichick	NE	150	48	0	.758
Tony Dungy	TB/IND	101	41	0	.711
Mike Tomlin	PIT	60	28	0	.682

AMONG THE GREATS

Bill Belichick has recorded 192 career wins, which ranks 9th all-time in NFL history. Belichick owns a career winning percentage of .649, which is third all-time, behind George Halas (.682) and Don Shula (.667).

TOP WINNING PERCENTAGE AMONG HEAD COACHES WITH AT LEAST 160 WINS (INCL. POSTSEASON)

Head Coach	Team(s)	Years	W	L	T	Pct.
George Halas	CHI	1920-29, 33-41, 46-55, 58-67	324	151	31	.682
Don Shula	BAL/MIA	1963-95	347	173	6	.667
Bill Belichick	CLE/NE	1991-95, 00-11	192	104	0	.649
Curly Lambeau	GB/CHI/WAS	1921-53	229	134	22	.630

NOTE: Winning percentage calculated using current NFL rules, counting a tie as a half-win, half-loss.

SUPER SUCCESS

Bill Belichick is one of just four head coaches to win three Super Bowl championships. Belichick is the only coach to win three Super Bowls in the post-1993 salary cap era.

MOST SUPER BOWL VICTORIES

Head Coach	Team	Titles	Seasons
Chuck Noll	PIT	4	1974, 1975, 1978, 1979
Bill Belichick	NE	3	2001, 2003, 2004
Joe Gibbs	WAS	3	1982, 1987, 1991
Bill Walsh	SF	3	1981, 1984, 1988

NOTE: Sorted by most recent championship. Super Bowls have determined NFL champion since 1966.

PLAYOFF SUCCESS

MOST PLAYOFF WINS BY AN NFL HEAD COACH

Coach	Team(s)	Wins
Tom Landry	Dallas Cowboys	20
Don Shula	Baltimore Colts, Miami Dolphins	19
Bill Belichick	Cleveland Browns, New England Patriots	17
Joe Gibbs	Washington Redskins	17
Chuck Noll	Pittsburgh Steelers	16

POSTSEASON PROWESS

BEST POSTSEASON RECORDS IN NFL HISTORY (minimum of 10 games)

Head Coach	Team(s)	W	L	Pct.
Vince Lombardi	GB/WAS	9	1	.900
Tom Flores	Oakland	8	3	.727
Bill Walsh	San Francisco	10	4	.714
Bill Belichick	CLE/NE	17	7	.708
Joe Gibbs	Washington	17	7	.708

BELICHICK IS GOOD IN DECEMBER

Bill Belichick is 43-7 (.860) in December with New England, the best record in December among head coaches with one team in NFL history (min. 25 games). George Seifert is second (27-6, .818).

BELICHICK NAMED COACH OF THE YEAR 3 TIMES

The Associated Press named Bill Belichick the NFL's Coach of the Year for 2010. It was the third time that Belichick earned the honor. He was also named Coach of the Year following the 2003 and 2007 seasons. Belichick joins Don Shula (4-time winner) and Chuck Knox as the only three-time winners.

BELICHICK FIRST WITH 14 WINS IN FOUR SEASONS


Bill Belichick guided the Patriots to an NFL-best 14-2 record in 2010. Belichick is the first head coach ever to win at least 14 regular-season games in four separate seasons. Only four other coaches — San Francisco's George Seifert (3), Washington's Joe Gibbs (2), Chicago's Mike Ditka (2) and Miami's Don Shula (2) — have more than one 14-win season.



TOM BRADY NEWS & NOTES

RECORDING SUCCESS

Tom Brady has quarterbacked the Patriots to victories in 124 of his 159 career regular-season starts, compiling a .780 winning percentage and giving him the best record of any quarterback in the Super Bowl era (since 1966).



TOP WINNING PERCENTAGES IN SUPER BOWL ERA (Since 1966, Minimum 50 Starts, Regular Season Only)

Player	Team(s)	Years	W	L	T	Pct.
Tom Brady	NE	2000-11	124	35	0	.780
Roger Staubach	DAL	1969-79	85	29	0	.746
Joe Montana	SF/KC	1979-94	117	47	0	.713

ACTIVE QUARTERBACKS WINNING PERCENTAGE

Minimum 32 Starts (two full seasons), Regular Season Only

Quarterback	Team(s)	W	L	T	Pct.
Tom Brady	NE	124	35	0	.780
Ben Roethlisberger	PIT	80	33	0	.708
Matt Ryan	ATL	43	19	0	.694
Joe Flacco	BAL	44	20	0	.688
Peyton Manning	IND	141	67	0	.678
Aaron Rodgers	GB	41	21	0	.661

MOST CAREER WINS AS A STARTER

(Regular season only) Bold Indicates active players

Rk	Name	W	L	T	Pct.
1.	Brett Favre	186	112	0	.624
2.	John Elway	148	82	1	.643
3.	Dan Marino	147	93	0	.613
4.	Peyton Manning	141	67	0	.678
5t.	Tom Brady	124	35	0	.780
5t.	Fran Tarkenton	124	109	6	.531
7.	Johnny Unitas	119	64	4	.647
8.	Joe Montana	117	47	0	.713
9.	Terry Bradshaw	107	51	0	.677
10.	Warren Moon	102	101	0	.510

BRADY REACHES 5,000 YARDS IN 2011

Brady set a franchise record with 5,235 passing yards and joined Drew Brees (5,476 in 2011 and 5,069 in 2008), Dan Marino (5,084 in 1984) and Matthew Stafford (5,038 in 2011) as the only players in NFL history to reach 5,000 passing yards in a single season. Brady surpassed his previous career high of 4,806 passing yards in 2007.

Most Passing Yards in a season

5,476	Drew Brees, New Orleans in 2011
5,235	Tom Brady, Patriots in 2011
5,084	Dan Marino, Miami in 1984
5,069	Drew Brees, New Orleans in 2008
5,038	Matthew Stafford, Detroit in 2011

NFL RECORD FOR MOST PASSING YARDS PER GAME/SEASON

Player	Team	Year	Yards/Game
Drew Brees	New Orleans	2011	342.3
Tom Brady	Patriots	2011	332.8

BRADY BECOMES SECOND PLAYER WITH TWO OR MORE SEASONS OF 39-PLUS TDS

Brady finished the 2011 season with 39 touchdown passes, marking the second highest total of his career, trailing the NFL-record of 50 he had in 2007. Brady joins Dan Marino as the only players in NFL history with at least two different seasons with 39 or more touchdown passes.

The Players with the Most Touchdown Passes in a single season in NFL history

Player	Team	Season	TDs
Tom Brady	Patriots	2007	50
Peyton Manning	Indianapolis	2004	49
Dan Marino	Miami	1984	48
Drew Brees	New Orleans	2011	46
Aaron Rodgers	Green Bay	2011	45
Dan Marino	Miami	1986	44
Matthew Stafford	Detroit	2011	41
Kurt Warner	St. Louis	1999	41
Tom Brady	Patriots	2011	39
Daunte Culpepper	Minnesota	2004	39
Brett Favre	Green Bay	1996	39

BRADY TIED NFL MARK WITH 13 STRAIGHT GAMES WITH TWO OR MORE TOUCHDOWNS

Brady threw for one touchdown against the Jets (10/9/11), snapping his streak of 13 straight games with two or more touchdown passes. Brady's streak of 13 straight games with two or more touchdowns is tied with Peyton Manning's 2004 total and Aaron Rodgers' 2011 total for the longest such streak in NFL history.

BRADY HAS 16 CAREER 4-TD GAMES AFTER GETTING TWO IN 2011

Brady's four touchdowns at Buffalo (9/25/11) marked his 12th game with four touchdown passes. He has thrown four or more touchdowns in a game 16 times with 12 four-touchdown games, two five-touchdown games and two six-touchdown games.

Most Games with 4+ Touchdown Passes

PLAYER 4+ TD Games

1. Brett Favre	23
2. Peyton Manning	22
3. Dan Marino	21
4. Johnny Unitas	17
5. Tom Brady	16
5. Drew Brees	16

CONSECUTIVE GAMES WITH AT LEAST ONE TOUCHDOWN PASS CONTINUES FOR BRADY

Brady has now thrown at least one touchdown pass in 32 straight regular season games to extend a team mark. Brady's 32 straight games are fourth all-time, behind Johnny Unitas (47), Drew Brees (43) and Brett Favre (36).

BRADY GOES OVER 300 YARDS FOR THE 45th TIME IN HIS CAREER

Brady had his 45th NFL game with 300 or more yards passing vs. Buffalo (1/1/12) and ranks third among active NFL quarterbacks, behind NFL-leader Peyton Manning (63) and Drew Brees (57). The Patriots are 39-6 when Brady throws for 300 or more yards.

NFL QUARTERBACK 300-YARD GAMES (*ACTIVE)

Player 300-Yard Games

Peyton Manning*	63
Dan Marino	63
Brett Favre	62
Drew Brees*	57
Kurt Warner	52
Dan Fouts	51
Warren Moon	49
Tom Brady*	45
Joe Montana	39

Brady had a career-best 11 300-yard games in the 2011 season which is the second most 300-yard games in a single season. The NFL record for most 300-yard games in a season was set by Drew Brees in 2011.

TOM BRADY'S RECORD AS A STARTER

	Reg. Season	Playoffs	Total
Overall:	124-35	16-6	140-41
Home:	69-11	10-2	79-13
Road:	55-24	6-4*	61-28*

By Yardage Total

Less than 200:	29-13	3-1	32-14
200-299:	56-16	10-4	66-20
300 or more:	39-6	3-1	42-7

Other Records

On Artificial Turf:	65-7	6-4	71-11
Temp. Below 40:	28-3	10-2	38-5
Thanksgiving or later:	49-9	16-6	65-15
Leading at Halftime:	95-9	11-3	106-12
Leading after 3 Qtrs:	102-6	10-3	112-9
Overtime:	7-1	1-0	8-1
Passer rating >100.0:	71-4	7-0	78-4

*-Includes five Super Bowls at neutral sites



TOM BRADY NEWS & NOTES

BRADY CONCLUDES 31-GAME HOME WINNING STREAK

Tom Brady set an NFL record for most consecutive home wins as a starting quarterback with his 26th straight win in a regular-season home start following the 45-3 win against the Jets (12/06/10) and extended his streak to 31 before it ended with a 24-20 loss against the New York Giants (11/6/11).

MOST CONSECUTIVE REGULAR-SEASON HOME GAMES WON AS A STARTING QUARTERBACK:

Player	Team	Years	Streak
Tom Brady	NE	2006-11	31
Brett Favre	GB	1995-98	25
John Elway	DEN	1996-98	22
Bob Griese	MIA	1971-74	20
Randall Cunningham	PHI	1990-94	20

MOST CAREER TOUCHDOWN PASSES

MOST TOUCHDOWNS CAREER

(regular season only) Bold indicates active players

Rank Name Touchdowns

1.	Brett Favre	508
2.	Dan Marino	420
3.	Peyton Manning	399
4.	Fran Tarkenton	342
5t.	Tom Brady	300
5t.	John Elway	300
7.	Warren Moon	291
8.	Johnny Unitas	290
9.	Drew Brees	281
10.	Vinny Testaverde	275

BRADY AT 30 TOUCHDOWNS....AGAIN

Brady is the second NFL player to have at least 35 touchdowns in three different seasons.

QB's with the most 35+ passing touchdowns in NFL history

Player	35+TD Pass Seasons
Tom Brady	3 (50 in 2007, 36 in 2010 and 39 in 2011)
Brett Favre	3

Brady finished 2011 with 39 touchdowns. He became the sixth quarterback in NFL history to have 30 or more touchdown passes in at least three seasons.

MOST SEASONS WITH 30-PLUS TOUCHDOWN PASSES

Brett Favre	9
Peyton Manning	6
Dan Marino	4
Drew Brees	4
Tom Brady	3
Kurt Warner	3

BRADY REACHES 30 TDS FOR THIRD TIME

Tom Brady (39) reached 30 touchdown passes in 2011. Brady now has three 30-touchdown seasons after throwing for an NFL-leading 36 in 2010 and an NFL-record 50 in 2007. He is one of just 13 NFL players since the 1970 merger to have at least two 30 touchdown seasons. The only other Patriots quarterback to have a 30-touchdown season was Vito Parilli in 1964 when he led the AFL with 31.

BRADY SETS FRANCHISE RECORD WITH 517 PASSING YARDS

Brady set a franchise record with 517 passing yards in the 2011 season-opener at Miami (9/12). The previous high was 426 yards by Drew Bledsoe vs. Minnesota on Nov. 13, 1994. Brady's previous best was 410 passing yards vs. Kansas City on Sept. 22, 2002. Brady is one of 12 NFL quarterbacks to throw for 500 yards or more. His 517 yards are the sixth highest in NFL history.

PLAYER	TEAM	500 YARD GAME
Norm Van Brocklin	LA Rams	554 yards in 1951
Warren Moon	Houston Oilers	527 yards in 1990
Boomer Esiason	Arizona	522 yards in 1996
Dan Marino	Miami	521 yards in 1988
Matthew Stafford	Detroit	520 yards in 2011
Tom Brady	Patriots	517 yards in 2011

BRADY'S COMEBACKS

Brady has engineered 34 career game-winning performances to lead his team to a victory from a fourth-quarter deficit or tie.

Time Remaining Passing Statistics^

Date	Opp.	Score	in Reg.	Att	Cmp	Yds	TD	Int	Final
01/22/12	BAL*	16-20	15:00	6	3	20	0	1	23-20
12/24/11	MIA	17-17	15:00	11	8	120	0	0	27-24
10/16/11	DAL	13-16	5:13	9	11	87	1	0	20-16
12/19/10	GB	21-27	13:49	6	5	82	1	0	31-27
10/17/10	BAL	10-20	14:53	24	16	156	1	1	(ot) 23-20
09/14/09	BUF	13-24	5:32	13	11	112	2	0	25-24
12/29/07 at NYG		23-28	15:00	12	8	130	1	0	38-35
12/03/07 at BAL		17-24	14:25	17	7	113	1	0	27-24
11/25/07	PHI	24-28	15:00	16	11	109	0	0	31-28
11/04/07 at IND		10-20	9:42	10	8	144	2	0	24-20
01/14/07 at SD*		13-21	8:35	14	9	122	1	1	24-21
12/03/06	DET	13-21	13:07	15	14	101	0	0	28-21
11/26/06	CHI	10-10	14:46	7	6	98	1	0	17-13
11/13/05 at MIA		15-16	2:53	2	2	76	1	0	23-16
10/30/05	BUF	7-16	10:07	4	4	69	0	0	21-16
10/09/05 at ATL		28-28	3:52	2	2	17	0	0	31-28
09/25/05 at PIT		10-13	14:19	12	12	167	0	0	23-20
02/06/05	PHI**	14-14	15:00	4	2	33	0	0	24-21
10/03/04 at BUF		17-17	15:00	4	2	8	1	0	31-17
02/01/04	CAR**	29-29	1:08	5	4	47	0	0	32-29
01/10/04	TEN*	14-14	15:00	11	6	27	0	0	17-14
11/30/03 at IND		31-31	10:21	6	3	31	1	0	38-34
11/23/03 at HST		13-20	3:11	14	10	133	1	0	(ot) 23-20
11/03/03 at DEN		23-26	2:51	4	5	58	1	0	30-26
10/19/03 at MIA		13-13	15:00	10	7	147	1	0	(ot) 19-13
10/05/03	TEN	24-27	4:40	1	1	15	0	0	38-30
12/29/02	MIA	13-24	4:59	13	8	69	1	0	(ot) 27-24
11/10/02 at CHI		19-30	5:16	14	9	116	2	0	33-30
09/22/02	KC	38-38	0:00	5	4	46	0	0	(ot) 41-38
02/03/02	STL**	17-17	1:21	8	5	53	0	0	20-17
01/19/02	OAK*	3-13	15:00	27	20	138	0	0	(ot) 16-13
12/16/01 at BUF		6-9	5:57	13	9	116	0	0	(ot) 12-9
12/02/01 at NYJ		14-16	15:00	7	6	56	0	0	17-16
10/14/01	SD	16-26	8:48	18	13	130	1	0	(ot) 29-26

^Statistics are from the time noted until the end of the game * Divisional Playoffs ** Super Bowl

BRADY IN THE POSTSEASON

NFL ALL-TIME LEADERS / PLAYOFF VICTORIES AS STARTING QUARTERBACK

Player	Team(s)	Playoff Wins
Tom Brady	New England	16
Joe Montana	S.F./K.C.	16
Terry Bradshaw	Pittsburgh	14
John Elway	Denver	14
Brett Favre	Green Bay/Minnesota	12
Troy Aikman	Dallas	11
Roger Staubach	Dallas	11

QB'S WITH 3 OR MORE SUPER BOWL VICTORIES

Quarterback	Team	Wins
Terry Bradshaw	PIT	4
Joe Montana	SF	4
Troy Aikman	DAL	3
Tom Brady	NE	3

PLAYERS WITH MULTIPLE SUPER BOWL MVP AWARDS

Player	Team	MVPs
Joe Montana	SF	3
Terry Bradshaw	PIT	2
Tom Brady	NE	2
Bart Starr	GB	2
Eli Manning	NYG	2

TOP QB HOME STARTING RECORDS SINCE 1970 MERGER (includes postseason)

Player	Team(s)	W	L	T	Pct.
Tom Brady	NE	79	13	0	.859
Terry Bradshaw	PIT	75	14	0	.843
John Elway	DEN	104	25	0	.806

BRADY HAD THREE STRAIGHT GAMES WITH 30 COMPLETIONS IN 2011

Brady tied an NFL record with three straight games with 30 completions after completing 32 at Miami (9/12), 31 vs. San Diego (9/18) and 30 at Buffalo (9/25). He shares the record with Drew Brees (2011), Steve Young (1995), Rich Gannon (2002), Kurt Warner (2008) and Peyton Manning (2010). The most 30 completion games Brady has had in a season is five in 2007.



TOM BRADY NEWS & NOTES

WINNINGEST COACH/QB TANDEM

Bill Belichick and Tom Brady have the best winning percentage among a head coach/starting quarterback tandem since the 1970 merger. The tandem's 124 wins are the most wins by any coach-QB tandem since the 1970 AFL-NFL merger.

WINNINGEST COACH/QB TANDEM SINCE 1970

(Regular Season Only – by winning percentage)

Quarterback/Head Coach	Team	W	L	T	Pct.
Tom Brady/Bill Belichick	NE	124	35	0	.780
Ken Stabler/John Madden	OAK	60	19	1	.756
Jim McMahon/Mike Ditka	CHI	46	15	0	.754
Peyton Manning/Tony Dungy	IND	73	24	0	.753

WINNINGEST COACH/QB TANDEM SINCE 1970

(Regular Season Only – by victories)

Quarterback/Head Coach	Team	W	L	T	Pct.
Tom Brady/Bill Belichick	NE	124	35	0	.780
Dan Marino/Don Shula	MIA	116	68	0	.630
Terry Bradshaw/Chuck Noll	PIT	107	51	0	.601

TOM BRADY EARNS 20TH AFC OFFENSIVE PLAYER OF THE WEEK AWARD

Tom Brady was named the AFC Offensive Player of the Week after leading the Patriots on five straight second half scoring drives to help rally the Patriots from a 17-0 deficit to a 27-24 win vs. Miami (12/24/11). He also earned the award after throwing for 517 yards and four touchdowns, including a 99-yard touchdown pass to Wes Welker in Week 1 at Miami (9/12/11) and in Week 2 after a 423-yard effort with three touchdowns vs. San Diego (9/28/11). Brady has the second-most Player of the Week awards earned by a player since the accolade was instituted in 1984. He is the first player to earn AFC Offensive Player of the Week honors in back-to-back weeks to open a season. He joins Panthers kicker John Kasey (Special Teams, 1996) as the only players to garner consecutive Player of the Week laurels in Week 1 and Week 2 of the same year.

THE PLAYERS WITH THE MOST CAREER PLAYER OF THE WEEK AWARDS

Player	Career	Team	POW Awards
Peyton Manning	1998-present	Colts	21
Tom Brady	2000-present	Patriots	20
Dan Marino	1983-1999	Dolphins	18
Brett Favre	1991-present	Packers, Jets, Vikings	16
John Elway	1983-1998	Broncos	15

BRADY SETS NFL RECORD FOR MOST PASS ATTEMPTS WITHOUT AN INTERCEPTION

Tom Brady extended his streak to 358 consecutive regular season pass attempts without an interception in the season-opener before throwing his first interception since Oct. 17, 2010 in the 2011 opener at Miami game (9/12). Brady eclipsed Bernie Kosar's record of 308 pass attempts on Dec. 26, 2010 at Buffalo.

MOST CONSECUTIVE PASS ATTEMPTS WITHOUT AN INTERCEPTION

358	Tom Brady (Patriots)	2010-11
308	Bernie Kosar (Cleveland)	1990-91
294	Bart Starr (Green Bay)	1964-65
279	Jeff George (IND/ATL)	1993-94
277	Rich Gannon (Oakland)	2001
271	Jason Campbell (Washington)	2007-08

BRADY HAD 11 STRAIGHT STARTS WITHOUT AN INTERCEPTION

Brady finished the 2010 season with 11 straight starts without an interception. That is the most consecutive starts without an interception in the NFL since the 1970 merger. The previous best was nine straight starts by Jason Campbell (2007-08) and Bernie Kosar (1991).

BRADY IS PATRIOTS ALL-TIME LEADING PASSER

Tom Brady passed Drew Bledsoe at New Orleans (11/30/09) to become the Patriots all-time passing yardage leader and currently has 39,979 career passing yards.

PATRIOTS ALL-TIME LEADING PASSERS

Player	YEARS	ATT	COMP	YARDS
Tom Brady	2000-11	5,321	3,397	39,979
Drew Bledsoe	1993-01	4,518	2,544	29,657
Steve Grogan	1975-90	3,593	1,879	26,886

BRADY SETS NFL RECORD WITH AT LEAST TWO TOUCHDOWNS AND NO INTERCEPTIONS

Tom Brady set an NFL record by throwing at least two touchdowns without an interception in each of the final nine games of the 2010 season. Brady passed Don Meredith's previous record of six straight games with two or more touchdowns and no interceptions (1965-66).

BRADY REACHES 3,000 YARDS IN 2011 IN JUST NINE GAMES

Brady entered the Jets game on Nov. 13, 2011 with 2,703 yards and added 329 to set the NFL record for most yards through a team's first nine games with 3,032 yards. Brady joins Drew Brees (2011) as the only players to reach 3,000 yards passing in the first nine games of a season. It is Brady's ninth career 3,000-yard season.

Most passing yards through a team's first nine games of a season

Player	Team	Year	Passing Yards
Tom Brady	Patriots	2011	3,032
Drew Brees	Saints	2011	3,004
Phillip Rivers	Chargers	2010	2,944
Rich Gannon	Raiders	2002	2,898
Dan Fouts	Chargers	1982	2,883
Peyton Manning	Colts	2009	2,872

BRADY REACHES 4,000 YARDS IN 2011

Brady reached 4,000 yards passing for the fourth time in his career on an 11-yard touchdown pass to Rob Gronkowski in the first quarter at Washington (12/11). His four 4,000-yard seasons are tied with Warren Moon and Philip Rivers for the fifth most in NFL history. Brady had 4,110 yards in 2005, 4,806 in 2007, 4,398 in 2009 and 5,235 in 2011.

All-time 4,000-yard passing seasons

- 11 Peyton Manning
- 6 Dan Marino
- 6 Drew Brees
- 6 Brett Favre
- 4 Tom Brady**
- 4 Warren Moon
- 4 Philip Rivers

BRADY HAD 423 YARDS AS A FOLLOW-UP TO HIS 517 YARD PERFORMANCE IN MIAMI IN 2011

In the 2011 season opener in Miami (9/12), Brady threw for 517 yards, becoming one of 11 passers in NFL history to break the 500-yard mark. In Week 2 against San Diego (9/18), Brady became the first of those 11 500-yard passers to follow up his 500-yard performance by throwing for 400 or more yards. Before Brady's performance against the Chargers, only Drew Brees (2006) had followed-up a 500-yard game with 300 or more passing yards.

BRADY SETS A CAREER-HIGH FOR A SEASON WITH THREE RUSHING TDS

Brady scored on two 1-yard touchdown runs in the win vs. Miami on Dec. 24, 2011 for a single-season career high of three rushing touchdowns for the 2011 season. His previous best was two rushing touchdowns in the 2007 season. It is the second time in his career that he has had two rushing touchdowns in a game. He scored two rushing touchdowns in the 2007 win vs. Washington on Oct. 28, 2007.

BRADY HAS 8TH GAME WITH 300 YDS AND 4 TDS

Tom Brady had his 8th game with 300 yards or more (326) and 4 TDs (and no interceptions) in a win against the Jets (12/6/10) last season. No other quarterback since the 1970 merger has accomplished that feat.



PATRIOTS OFFENSIVE NOTES

BRADY HAD 14 GAMES IN 2011 WITH 2 OR MORE TOUCHDOWNS

Brady threw three touchdowns against Buffalo in the 2011 season finale (1/1/12), marking Brady's 14th game in 2011 with two or more touchdowns, tying his franchise record for most games with two or more touchdowns in a season. Brady had 14 such games in 2007. The NFL record for most games with two or more touchdown passes in a season is 15 by Dan Marino in 1984.

BRADY THREW AT LEAST ONE TOUCHDOWN PASS IN ALL 16 GAMES IN 2011 FOR THE SECOND STRAIGHT SEASON

Brady had at least one touchdown pass in all 16 games of the 2011 season. Since the NFL went to a 16-game season in 1978, only seven quarterbacks have thrown for at least one touchdown in each game. Tom Brady and Drew Brees are the first to do so in two straight seasons (2010, 2011).

QBS WITH A LEAST ONE TD PASS IN ALL 16 GAMES IN A SEASON

Tom Brady (New England)	2010, 2011
Drew Brees (New Orleans)	2010, 2011
Daunte Culpepper (Minnesota)	2004
Brett Favre (Green Bay)	2003
Kurt Warner (St. Louis)	1999
Dan Marino (Miami)	1984, 1986
Dave Kreig (Seattle)	1984

*16-game schedule was instituted in 1978

BRADY IS ONE OF SEVEN TO THROW FOR CONSECUTIVE 400 YARD GAMES

Brady is one of just seven NFL quarterbacks to have back-to-back games with 400 or more passing yards.

NFL RECORD FOR MOST CONSECUTIVE GAMES WITH 400 OR MORE YARDS PASSING

2 Tom Brady, 2011

- 2 Cam Newton, Carolina, 2011
- 2 Matt Cassel, New England, 2008
- 2 Billy Volek, Tennessee, 2004
- 2 Phil Simms, N.Y. Giants, 1985
- 2 Dan Marino, Miami, 1984
- 2 Dan Fouts, San Diego, 1982

CLASS OF 2000

Tom Brady was the seventh quarterback selected in the 2000 NFL Draft. The Patriots selected him in the sixth round with the 199th overall pick.

Quarterbacks taken in the 2000 NFL Draft

Rd	Pick	Player	Taken By
1	18	Chad Pennington	NY Jets
3	65	Giovanni Carmazzi	San Francisco
3	75	Chris Redman	Baltimore
5	163	Tee Martin	Pittsburgh
6	168	Marc Bulger	New Orleans
6	183	Spurgeon Wynn	Cleveland
6	199	Tom Brady	New England

DAN CONNOLLY HAS THE LONGEST KICKOFF RETURN EVER BY AN OFFENSIVE LINEMAN

Dan Connolly was named AFC Special Teams Player of the Week after he returned a kickoff 71 yards to the 4-yard line in the second quarter of the Patriots win vs. Green Bay on Dec. 19, 2010. According to the Elias Sports Bureau, it is the longest kickoff return by an offensive lineman in NFL history. The run by Connolly topped the 48-yard touchdown return by Atlanta's Mal Snider in 1969. Previously, the longest kickoff return for a Patriots offensive lineman was a 27-yard return by G Stephen Neal on Nov. 30, 2008 vs. Pittsburgh. Connolly's previous best was a 16-yard return vs. Miami on Nov. 8, 2009. Connolly's return set up a 2-yard touchdown pass from Tom Brady to Aaron Hernandez that cut the Packers' lead to 17-14. Joked then OT Matt Light, "Dan Connolly has the best average for a kickoff returner in the NFL. I couldn't believe it when I was watching it. But you put the ball in the hands of an offensive lineman, and, well, naturally [what Connolly did] is not a real shocker."

JULIAN EDELMAN SETS FRANCHISE RECORD WITH A 94-YARD PUNT RETURN FOR A TOUCHDOWN

WR Julian Edelman set a franchise record with a 94-yard punt return for a touchdown in the second quarter vs. Miami (01/02/11). The Patriots' previous longest punt return was an 89-yard touchdown return by Mike Haynes vs. Buffalo on Nov. 7, 1976. Edelman returned his second career punt for a touchdown vs. Kansas City on Nov. 21, 2011 with a 72-yard return. He is the fourth Patriots player with two or more punt returns for a touchdown. He was named AFC Special Teams Player of the Week for his performance against Kansas City.



Most Punt Return Touchdowns/Patriots Career

- 3 Troy Brown
- 3 Irving Fryar
- 2 Julian Edelman**
- 2 Mike Haynes

EDELMAN SETS PATRIOTS RECORD FOR BEST PUNT RETURN AVERAGE IN A SEASON

Edelman set a franchise record for the best punt return average in a single season with a 15.3-yard punt return average in 2010. The previous best was a 14.8 punt return average by Mack Herron in 1974. Edelman led the AFC and finished second in the NFL with a 15.3 punt return average. Chicago's Devin Hester led the NFL with a 17.1-yard average.

Patriots Best Punt Return Average/Season

Player	Punt Rt Avg.	Year
Julian Edelman	15.3	2010
Mack Herron	14.8	1974
Troy Brown	14.2	2001

EDELMAN HAS HIGHEST PUNT RETURN AVERAGE IN TEAM HISTORY

Edelman has returned 55 punts for 680 yards during his Patriots' career and leads the franchise with a 12.4-yard average.

HIGHEST PUNT RETURN AVERAGE, PATRIOTS CAREER (20 Returns)

Player	Punt Rt Avg.	Year
Julian Edelman	12.4	2009-11(55-680)
Mack Herron	12.0	1973-75 (74-888)
Carl Garrett	11.3	1969-72 (43-487)
Wes Welker	10.6	2007-11 (89-942)

EDELMAN GOES FROM STANDOUT QB TO WR

Edelman began his college football career with a year at the College of San Mateo (Calif.) before transferring to Kent State where as a senior he completed 56% of his passes (153 of 275 passes for 1,820 yards) with 13 touchdowns. He was also the leading rusher, gaining 1,551 yards on 215 attempts (an average of 7.5 yards per carry) and scoring 13 touchdowns. His offensive numbers broke Kent State's single-season record for total offense set by Joshua Cribbs in 2003.

EDELMAN GOES ON DEFENSE


Late in the fourth quarter of the Patriots' 37-16 win at the Jets (11/13) last season, Edelman was pressed into service on defense and registered his first NFL tackle when he laid a hard hit on RB LaDainian Tomlinson. He continued to see action on defense throughout the season and finished the year with 14 total tackles.



PATRIOTS OFFENSIVE NOTES

GRONKOWSKI SETS NFL RECORD FOR RECEIVING YARDS BY A TIGHT END

Rob Gronkowski finished the 2011 season with 1,327 receiving yards, surpassing San Diego's Kellen Winslow's 1980 record of 1,290 receiving yards for most receiving yards in a season by a tight end. New Orleans' Jimmy Graham also broke Winslow's old record, but finished with 1,310 receiving yards, 17 shy of Gronkowski's new record.



Most Receiving Yards by Tight End in the NFL

Player	Yards	Year
Rob Gronkowski	1,327	2011
Jimmy Graham (NO)	1,310	2011
Kellen Winslow (SD)	1,290	1980
Tony Gonzalez (KC)	1,258	2004
Todd Christiansen (Raiders)	1,247	1983
Jackie Smith (STL)	1,205	1967
Tony Gonzalez (KC)	1,203	2000
Pete Retzlaff (PHI)	1,190	1965
Ben Coates (NE)	1,174	1994

Most Receiving Yards by a Patriots Tight End

Player	Yards	Year
Rob Gronkowski	1,327	2011
Ben Coates	1,174	1994
Ben Coates	915	1995
Aaron Hernandez	910	2011
Marv Cook	808	1991
Don Hasselbeck	808	1981

Most Receptions by a Patriots Tight End

Player	Rec.	Year
Ben Coates	96	1994
Rob Gronkowski	90	2011
Ben Coates	84	1995
Marv Cook	82	1991
Aaron Hernandez	79	2011

GRONKOWSKI SETS NFL MARK FOR TOUCHDOWNS BY A TIGHT END IN A SEASON

Gronkowski extended his NFL record for overall touchdowns in a single season by a tight end with two touchdown receptions vs. Buffalo (1/1/12) to 18 overall touchdowns (17 receiving and 1 rushing). Gronkowski passed the old mark of 13 receiving touchdowns by Vernon Davis (SF in 2009) and Antonio Gates (SD in 2004). In addition to his 17 touchdown receptions, Gronkowski scored on a lateral in the third quarter vs. Indianapolis (12/4) on his first career rushing play.

MOST TOTAL TDs BY A TIGHT END IN A SINGLE NFL SEASON

18	Rob Gronkowski	NE	2011	(17 pass, 1 rush)
13	Vernon Davis	SF	2009	(13 pass)
13	Antonio Gates	SD	2004	(13 pass)

MOST TD RECEPTIONS BY A TIGHT END IN A SINGLE NFL SEASON

17	Rob Gronkowski	NE	2011
13	Vernon Davis	SF	2009
13	Antonio Gates	SD	2004

GRONKOWSKI SECOND PATRIOTS TIGHT END TO REACH 1,000 YARDS

Gronkowski became the second tight end in New England Patriots history to go over 1,000 receiving yards after gaining 160 at Washington (12/11). He moved past TE Ben Coates (1,174 yards in 1994) to set the franchise record for most receiving yards by a Patriots tight end with 1,327 yards. He is the seventh tight end in NFL history to reach 1,200 yards.

GRONKOWSKI BECOMES FIRST PATRIOTS TIGHT END TO RECORD A RUSHING TOUCHDOWN

Gronkowski scored a 2-yard touchdown on a lateral from Tom Brady in the third quarter vs. Indianapolis (12/4), becoming the first tight end in Patriots history to score a rushing touchdown. Gronkowski is the first NFL tight end to score a rushing touchdown since Tennessee's Bo Scaife had a 31-yard scoring run against Baltimore on Nov. 12, 2006. He is the first tight end since the 1970 merger to have two receiving touchdowns and a rushing touchdown in the same game.

LEADS AFC IN SCORING; FIRST TIME THAT A TIGHT END HAS LED A CONFERENCE IN SCORING

Gronkowski led the AFC in scoring among nonkickers with 108 points in 2011 and finished second in the NFL to Philadelphia's LeSean McCoy, who had 120 points. It is the first time in NFL history that a tight end has led his conference in scoring and the first time a tight end has led the NFL in touchdown receptions (17).

BACK-TO-BACK 10 TOUCHDOWN SEASONS

Gronkowski set a Patriots record with 10 touchdowns in 2010 and broke that record with his 11th touchdown reception at Philadelphia on Nov. 27. With back-to-back 10 touchdown seasons (10 in 2010 and 17 in 2011), Gronkowski is the second Patriots player to have back-to-back seasons with 10 or more touchdown reception seasons. Randy Moss had three straight from 2007-09.

CONSECUTIVE 10-PLUS TOUCHDOWN SEASONS / PATRIOTS HISTORY

3 Randy Moss – 2007, 2008, 2009

3 Corey Dillon – 2004, 2005, 2006

2 Rob Gronkowski - 2010, 2011

2 BenJarvus Green-Ellis – 2010, 2011

2 Curtis Martin – 1995, 1996

MOST 10-PLUS TOUCHDOWN SEASONS / PATRIOTS HISTORY

3 Randy Moss – 2007, 2008, 2009

3 Corey Dillon – 2004, 2005, 2006

2 Rob Gronkowski – 2010, 2011

2 BenJarvus Green-Ellis – 2010, 2011

2 Curtis Martin – 1995, 1996

2 Stanley Morgan – 1979, 1986

GRONKOWSKI IS SECOND TE IN NFL HISTORY WITH BACK-TO-BACK 10-PLUS TD SEASONS

Gronkowski is the second tight end ever to have back to back 10-plus touchdown seasons, joining Antonio Gates (2004-05).

CONSECUTIVE 10-PLUS TD SEASON BY A TE /NFL HISTORY

Rob Gronkowski 10 in 2010 and 18 in 2011

Antonio Gates 13 in 2004 and 10 in 2005

GRONKOWSKI IS SECOND IN NFL HISTORY TO RUSH FOR A TD, CATCH A TD, RECORD A TACKLE AND RETURN A KICKOFF IN THE SAME SEASON

In 2011, Gronkowski became the second tight end in NFL history to rush for a touchdown, catch a touchdown, record a tackle and return a kickoff in the same season. Bo Scaife was the first to accomplish the feat in 2006 with Tennessee.

GRONKOWSKI REACHED 20 TDS IN FEWEST GAMES AMONG TEs IN NFL HISTORY

With his two touchdowns vs. Kansas City (11/21), Gronkowski reached the 20 touchdown mark in just 26 career games, the fewest games among tight ends in NFL history.

THE TIGHT ENDS TO REACH 20 TOUCHDOWN RECEPTIONS IN THE FEWEST GAMES

Player	Team	Games to 20 TD catches
Rob Gronkowski	Patriots	26
Mike Ditka	Chicago	31
Kellen Winslow	San Diego	35
Antonio Gates	San Diego	37

GRONKOWSKI THIRD ON PATRIOTS LIST FOR TOUCHDOWNS BY A TIGHT END

Most Receiving Touchdowns by a Patriots Tight End

Player	TD	Years
Ben Coates	50	1991-99
Russ Francis	28	1975-80, 87-88
Rob Gronkowski	27	2010-Present
Ben Watson	20	2004-09



PATRIOTS OFFENSIVE NOTES

MOST TD CATCHES BY A PATS TIGHT END

MOST TOUCHDOWN CATCHES IN A SEASON BY A PATRIOTS TIGHT END

Player	Year	Rec	Yds	Avg	Lg	TD
Rob Gronkowski	2011	90	1327	14.7	52t	17
Rob Gronkowski	2010	42	546	13	28	10
Ben Coates	1996	62	682	11	84t	9

GRONKOWSKI'S 18 OVERALL TDS ARE SECOND MOST BY A PATRIOT IN A SEASON

Gronkowski finished the 2011 season with 18 overall touchdowns (17 receiving, 1 rushing). His 18 overall touchdowns passed Curtis Martin (17 overall in 1996) for the second highest single season total in Patriots history. Randy Moss had a franchise record 23 total touchdowns in 2007.

PATRIOTS RECORD BOOK / MOST TOUCHDOWNS IN A SEASON

Player	Season	TDs
Randy Moss	2007	23
Rob Gronkowski	2011	18
Curtis Martin	1996	17

GRONKOWSKI: NFL TIGHT END RECORD OF SEVEN GAMES OF TWO OR MORE TDS IN 2011

Gronkowski had his ninth game overall with two or more touchdowns and his seventh game in 2011 with two or more touchdowns in the season-finale vs. Buffalo (1/1/12). The seven games with two or more touchdowns extends his NFL record for a tight end. Antonio Gates (San Diego in 2004) and Jerry Smith (Washington in 1967) each had four two-touchdown games. The NFL record for most two-plus touchdown reception games in a season is eight by Randy Moss with the Patriots in 2007. Gronkowski's is tied with Cris Carter (1995) and Jerry Rice (1987) for the second most games with two or more touchdowns in a single season

MOST GAMES WITH 2+ TD RECEPTIONS/SEASON

8	Randy Moss (Patriots)	2007
7	Rob Gronkowski (Patriots)	2011
7	Cris Carter (Minnesota)	1995
7	Jerry Rice (San Francisco)	1987

GRONKOWSKI LEADS ALL TIGHT ENDS WITH 27 TOUCHDOWN CATCHES SINCE 2010

Gronkowski's 27 touchdown receptions since the start of the 2010 season are the most among all NFL tight ends and second among all NFL players.

Most Touchdowns by a Tight End Since 2010

Player	Touchdowns
Rob Gronkowski	27
Antonio Gates	17
Jimmy Graham	16
Jason Witten	14

Most Touchdown Receptions Since 2010

Player	Touchdowns
Calvin Johnson	28
Rob Gronkowski	27
Greg Jennings	21

GRONKOWSKI SETS TEAM MARK WITH A TD REC. IN SIX STRAIGHT GAMES

Gronkowski set a franchise record with a touchdown reception in six straight games at Washington (12/11/11). The Patriots record for most consecutive games with at least one touchdown is seven by Curtis Martin.

GRONKOWSKI GOES OVER 100

Gronkowski registered his sixth career 100-yard game and his fifth of the 2011 season after finishing with 108-yards in the season-finale vs. Buffalo (1/1/12). Gronkowski had a career-high 160 yards on six receptions at Washington (12/11). His previous best was a 113 yards at the NY Jets on Nov. 13, 2011. The record for a New England tight end is 161 yards by Ben Coates on Sept. 4, 1994 at Miami.

13TH TIME AN NFL TIGHT END HAS 90 RECEPTIONS

Gronkowski finished the season with 90 receptions, posting the 13th season with 90 or more receptions by a tight end. New Orleans' Jimmy Graham (99) also eclipsed the 90- reception plateau.

ALL IN THE FAMILY

Rob Gronkowski grew up playing football against his brothers in the backyard. Two of his brothers have NFL playing experience. Dan Gronkowski, finished the 2011 season with Cleveland after spending part of the season with the Patriots. He also spent time with Detroit (2009) and Denver (2010). Chris is currently playing for Denver after spending 2010 with Dallas and 2011 with Indianapolis. The Gronkowskis are among 23 different sets of three brothers to have played in the NFL and join nine other families with at least three brothers in the NFL playing at the same time. (Dan is currently out of the NFL).

Family	Brothers	Yr. in NFL at Same Time
Gronkowski	Rob, Dan, Chris	2010- 2011
Baldinger	Brian, Gary, Rich	1986-88, 90-92
Browner	Joey, Keith, Ross	1984-87
Olsen	Merlin, Phil, Orrin	1976
Saul	Rich, Bill, Ron	1970
Richardson	Gloster, Tom, Willie	1969
Rooney	Bill, Cobb, Joe	1924-27
Kinderdine	Hobby, Shine, Walt	1924
Nesser	Al, Frank, Fred, John, Phil, Ted	1921

GRONKOWSKI'S 27 TDS ARE SECOND MOST IN FIRST TWO NFL SEASONS

Most Touchdown Catches First Two NFL seasons

No.	Player
28	Randy Moss (Minnesota – 17 and 11)
27	Rob Gronkowski (10 and 17)
25	Bob Hayes (Dallas – 12 and 13)

GRONKOWSKI IS ONE OF FIVE NFL TIGHT ENDS WITH 90-PLUS RECEPTIONS, 1000-PLUS YARDS AND 10-PLUS TOUCHDOWNS IN A SINGLE SEASON

In 2011, Rob Gronkowski joined Dallas Clark, Jimmy Graham, Tony Gonzalez and Todd Christiansen, as the only tight ends in NFL history with 90-plus receptions, 1,000-plus yards and 10-plus touchdown receptions in a single season.

TIGHT ENDS WITH 90-PLUS RECEPTIONS, 1000-PLUS YARDS AND 10-PLUS TOUCHDOWNS IN A SEASON

Player	Rec.	Yards	TDs	Year
Rob Gronkowski (NE)	90	1,327	17	2011
Jimmy Graham (NO)	99	1,310	11	2011
Dallas Clark (IND)	100	1,106	10	2009
Tony Gonzalez (KC)	96	1,058	10	2008
Todd Christensen (LAR)	92	1,247	12	1983

TIGHT END TANDEM

Ron Gronkowski (90) and Aaron Hernandez (79) combined for 169 receptions in 2011, the most by a pair of tight ends in the same season in NFL history. Jason Witten (94) and Martellus Bennett (33) combined for 127 in 2010 with Dallas for the second most. Gronkowski and Hernandez combined yardage total of 2,237 in 2011 is the most by any tight end pair in NFL history.

Most Receptions by Tight Ends, NFL History

2011	Patriots	169
1984	San Diego	163
2005	Tennessee	149

Most Receiving Yards by Tight Ends, NFL History

2011	Patriots	2,237
1984	San Diego	1,927
1983	San Diego	1,886

TIGHT ENDS COMBINE FOR 24 TDS IN 2011


Gronkowski (17) and Hernandez (7) combined for 24 touchdown receptions. In 2010, Gronkowski had 10 touchdown catches, while Hernandez had six. It is the first time in NFL history a tight end tandem has had five or more touchdowns in consecutive seasons.



PATRIOTS OFFENSIVE NOTES

AARON HERNANDEZ LEARNS FROM HIS BROTHER

The relationship between Aaron Hernandez and his older brother D.J. has taken on many roles over the years: sibling, teammate, role model and surrogate father. They played high school football together – D.J. the star senior quarterback and Aaron, the athletic, but not quite ready, freshman. When their father passed away when Aaron was 17, he relied on his brother even more. “I just followed my brother’s footsteps,” he told the Providence Journal. “I just tried to follow his work ethic because he did everything the right way. He was always successful.” D.J., now a graduate assistant at the University of Miami, has tried to instill hard work and perseverance in his younger brother. It’s paying off, as Aaron continues to thrive in the Patriots offense.



HERNANDEZ PUTS UP BIG NUMBERS IN 2011

Hernandez finished the 2011 season with 79 receptions for 910 yards and seven touchdowns. The 910 yards are the fourth best in Patriots history for a tight end and the 79 receptions fifth best in a single season.

Most Receiving Yards by a Patriots Tight End

Player	Yards	Year
Rob Gronkowski	1,327	2011
Ben Coates	1,174	1994
Ben Coates	915	1995
Aaron Hernandez	910	2011
Marv Cook	808	1991

BRANDON LLOYD OWNS THIRD-HIGHEST SINGLE SEASON RECEIVING AVG.

Brandon Lloyd finished the 2010 season with an 18.8-yard average on 77 receptions for 1,448 yards, the third-highest single season receiving average in NFL history.

HIGHEST RECEIVING AVERAGE SINGLE SEASON (Min. 75 receptions) Since 1970 NFL Merger

Player	Team	Year	Avg.
Torry Holt	St. Louis	2000	19.9 (82-1,635)
Roy Green	St. Louis	1984	19.9 (78-1,555)
Brandon Lloyd	Denver	2010	18.8 (77-1,448)

LLOYD WAS BUSY AS A SALESMAN DURING THE NFL LOCKOUT

During the NFL lockout in 2011, Lloyd worked as a sales rep for Re-Steel in Commerce City, Colo., a company that sells specialty metals to the aerospace industry.

2011 FIRST ROUND PICK NATE SOLDER

It only took a day for Nate Solder to decide to change from his lifelong position of tight end to tackle after playing his freshman year at Colorado as a tight end. “My coaches came to me and said, ‘You’d be an all right tight end, but you’d be an even better tackle,’” he told the Boston Globe. “I’ve always wanted to be great, so that’s why I moved to tackle.” He added over 30 pounds after his redshirt freshman season and was named the team’s starting left tackle. He played in 2,540 of 2,542 offensive plays over the next three seasons at Colorado and became an immediate contributor on the Patriots offensive line at right tackle. He even had the chance to return to his tight end roots, occasionally filling in as the third tight end in short-yardage situations throughout the 2011 season.

MATTHEW SLATER: LIKE FATHER LIKE SON

Matthew Slater, drafted in 2008, is one of seven sons of Hall of Fame members to be drafted in NFL history.

HALL OF FAME FATHERS WITH SONS DRAFTED IN THE NFL

- Jackie Slater (class of 2001) – son, Matthew Slater (NE)
- Howie Long (class of 2000) – son, Chris Long (STL)
- Bobby Bell (class of 1983) – son, Bobby Bell (NYJ)
- Tony Dorsett (class of 1994) – son, Anthony Dorsett (HOU)
- Bob Griese (class of 1990) – son, Brian Griese (DEN)
- Russ Grimm (class of 2010) – son, Cody Grimm (TB)
- Kellen Winslow (class of 1995) – son, Kellen Winslow (CLE)

DONALD THOMAS: FROM NO HIGH SCHOOL FOOTBALL TO THE NFL

Donald Thomas found football while playing basketball. A former high school baseball and basketball player who had never played football at any level, Thomas arrived at the University of Connecticut looking for an identity. He often played pickup basketball at the student gymnasium and one day found himself playing with several members of the UConn football team who convinced him to try out for the team. After meeting with coaches, Thomas walked on to the team as a defensive lineman for the scout team in 2003. He red-shirted a year before contributing on special teams. In 2007, he got his chance to play offensive guard, earning All-Big East honors before being selected in the sixth round of the 2008 draft by the Miami Dolphins. As Thomas told the Brockton Enterprise, “Things just took off. It’s crazy. This is only my fifth year (of) really playing guard, while some guys have been playing O-line for 15, almost 20 years.”

GREETINGS FROM KAARST, GERMANY: SEBASTIAN VOLLMER MAKES HIS MARK

A native of Kaarst, Germany, Vollmer did not begin playing football until the age of 14 when he started playing for the Dusseldorf club team. Vollmer helped lead his German prep school team to two national football championships. His early football success landed him an appearance in the 2004 Global Junior Championships in San Diego, which led him to a scholarship at Houston. He spoke almost no English when he signed with Houston, but he became fluent in the language as he developed from a 250-pound tight end into a 315-pound lineman who started his final 25 games at tackle for the Cougars. Vollmer’s collegiate career created interest from the NFL where the Patriots drafted him in the second round of the 2009 draft. Nicknamed “Seabass” during his playing days at Houston, a nickname that has carried over to the NFL.





WR Wes Welker News & Notes

WELKER LEADS NFL IN RECEPTIONS SINCE 2007

Wes Welker leads the NFL with 554 receptions since the start of 2007. He is the first player to reach 300 receptions in his first 40 games with a new team. Welker led the NFL in 2011 with 122 receptions and led the AFC and finished second in the NFL with 1,569 receiving yards. He had 22 more receptions than the next wide receiver (Roddy White (ATL) with 100).



2007-PRESENT NFL REC. LEADERS

Player	Team	Rec.	Yds	TD
Wes Welker	NE	554	6,105	31
Brandon Marshall	DEN/MIA	474	5,938	32
Reggie Wayne	IND	472	6,234	36
Roddy White	ATL	471	6,422	42

WELKER REACHED 1,000 YARDS FOR A PATRIOTS RECORD FOURTH TIME

Welker reached 1,000 yards for the fourth time as a member of the Patriots in a win at the New York Jets on Nov. 13, 2011. He finished the 2011 season with a franchise record 1,569 yards. The four 1,000-yard seasons are the most by a Patriots receiver.

MOST 1,000-YARD RECEIVING SEASONS IN PATRIOTS HISTORY

4 Wes Welker (2007-09, 11)

3 Randy Moss (2007-09)

3 Stanley Morgan (1979, 1981, 1986)

WELKER SETS FRANCHISE RECORD IN 2011

Wes Welker had a career-high of 1,569 receiving yards in 2011 for a new franchise record. He surpassed Randy Moss, who had 1,493 yards in 2007.

PATRIOTS SINGLE-SEASON RECEIVING YARD LEADERS

Player	Season	Yds	Rec.	TD
Wes Welker	2011	1569	122	9
Randy Moss	2007	1493	98	23
Stanley Morgan	1986	1491	84	10
Wes Welker	2009	1348	123	4
Rob Gronkowski	2011	1327	90	17

WELKER BECOMES 2ND PLAYER IN NFL HISTORY WITH TWO 120-CATCH SEASONS

Welker led the NFL with 122 receptions in 2011, a total that is tied for the fourth-highest single-season total in NFL history. The 120-plus catch season was the second time in Welker's career he has passed the 120-reception mark (123 in 2009 and 122 in 2011), joining Cris Carter (122 in 1995 and 122 in 1994) as the only players to have 120-plus receptions twice in a career.

MOST RECEPTIONS IN A SEASON

Player	Team	Year	Receptions
Marvin Harrison	Indianapolis	2002	143
Wes Welker	New England	2009	123
Herman Moore	Detroit	1995	123
Wes Welker	New England	2011	122
Cris Carter	Minnesota	1995	122
Cris Carter	Minnesota	1994	122
Jerry Rice	San Francisco	1995	122

Most receptions in a season by a Patriots Player

Player	Year	Receptions
Wes Welker	2009	123
Wes Welker	2011	122
Wes Welker	2007	112
Wes Welker	2008	111
Troy Brown	2001	101

WELKER SETS PERSONAL BEST WITH HIS NINTH TD OF 2011

Welker caught a 24-yard touchdown in the third quarter at Washington (12/11/11) for his personal-best ninth touchdown of the season. His previous best was eight touchdowns in 2007.

WELKER FINISHED WITH JUST UNDER 8 RECEPTIONS PER GAME IN 2011

Welker averaged 7.6 receptions per game in 2011, totaling 122 receptions in 16 games. The NFL record for highest average per game in a season is 8.9 by Marvin Harrison in 2002. Harrison in 2002 and Welker in 2009 with 8.8 are the only NFL players to average 8.0 or more receptions per game.

NFL Highest Average Per Game/Season

Player	Season	Average
Marvin Harrison (Indianapolis)	2002	8.9
Wes Welker (Patriots)	2009	8.8
Herman Moore (Detroit)	1995	7.7
Lionel Taylor (Denver)	1960	7.7
Wes Welker (Patriots)	2011	7.6
Cris Carter (Minnesota)	1994	7.6
Cris Carter (Minnesota)	1995	7.6
Jerry Rice (San Francisco)	1995	7.6

EIGHTH TIME IN NFL HISTORY A PLAYER REACHES 1,000 YARDS IN THE NINTH GAME

Welker reached 1,000 yards in the ninth game of the 2011 season. It is an accomplishment that has happened just eight times in NFL history since the 1970 merger and for the first time since Torry Holt accomplished the feat with St. Louis in 2003. Isaac Bruce accomplished the feat two times. All eight times the accomplishment was reached in the ninth game of the season.

PLAYERS WHO REACHED 1,000 RECEIVING YARDS BY TEAMS

NINTH GAME OF THE SEASON

Player	Team	Year
Wes Welker	Patriots	2011
Torry Holt	St. Louis	2003
Isaac Bruce	St. Louis	2000
Marvin Harrison	Indianapolis	2000
Isaac Bruce	St. Louis	1995
Michael Irvin	Dallas	1995
Jerry Rice	San Francisco	1990
Wes Chandler	San Diego	1982

WELKER BECOMES THIRD PATRIOT TO RECORD 500 RECEPTIONS

On Nov. 13, 2011 vs. The New York Jets, Welker became the third Patriots player to reach 500 receptions as a member of the Patriots, joining Troy Brown (557) and Stanley Morgan (534). Welker (554) needs 4 receptions to pass Troy Brown and become the Patriots' all-time reception leader.

WELKER BECOMES FASTEST PLAYER IN NFL HISTORY TO REACH 500 RECEPTIONS WITH ONE TEAM

Welker reached 500 receptions as a member of the Patriots in his 70th game with the team and became the fastest player to record 500 receptions with one team, surpassing Anquan Boldin (80 games with Arizona). He is the fourth player in NFL history with at least 500 catches in a five-year span. Only Marvin Harrison (five times), Cris Carter (twice) and Pro Football Hall of Famer Jerry Rice (once) have accomplished the feat.

THE PLAYERS TO REACH 500 RECEPTIONS WITH ONE TEAM IN THE FEWEST GAMES

Player	Team	Games
Wes Welker	New England	70
Anquan Boldin	Arizona	80

WELKER LED TEAM IN RECEPTIONS FOR FIFTH STRAIGHT YEAR

Wes Welker became the first Patriots player to lead the team in receiving in four straight years after finishing 2010 with 86 receptions. He led the team for a fifth straight season with 122 receptions in 2011. He has now led the team in receiving yards four straight seasons.



WR Wes Welker/OFFENSIVE NOTES

WELKER HAD THREE STRAIGHT 100 CATCH AND 1,000 YARD SEASONS

Welker registered his third straight season with at least 100 receptions (123) and 1,000 receiving yards (1,348) in 2009. Only four other NFL players have had three consecutive seasons of at least 100 receptions and 1,000 yards receiving: Marvin Harrison (4, 1999-02), Brandon Marshall (3, 2007-09), Herman Moore (3, 1995-97) and Jerry Rice (3, 1994-96).

WELKER JOINS RICE AND HARRISON WITH FOURTH 100-RECEPTION SEASON

Welker added seven receptions at Washington (12/11) to reach 100 receptions for the season and become the third player in NFL history with four 100-catch seasons. Welker joins Marvin Harrison and Jerry Rice as the only players with four 100-reception seasons.

MOST 100-RECEPTIONS SEASON IN NFL HISTORY

Player	100-reception seasons
Wes Welker	4
Marvin Harrison	4
Jerry Rice	4
Brandon Marshall	3
Herman Moore	3
Andre Johnson	3
Reggie Wayne	3

WELKER: 7.2 CATCHES PER GAME SINCE 2007

Wes Welker is averaging 7.2 receptions per game since joining New England in 2007. His 7.2 average is the highest in the NFL during that time.

MOST RECEPTIONS PER GAME SINCE 2007

(Minimum-20 games)		
Player	Team	Average
Wes Welker	New England Patriots	7.2
Andre Johnson	Houston Texans	6.5
Brandon Marshall	Denver/Miami	6.2

WELKER TIES NFL RECORD FOR 10-PLUS CATCH GAMES IN A SEASON WITH SEVEN IN 2009

Welker had seven 10-plus reception games in 2009 season to tie the NFL record for most 10-plus reception games in a single season. Andre Johnson of Houston had seven 10-plus reception games in 2008.

PATRIOTS MOST GAMES WITH 10-PLUS CATCHES

No. of 10-plus reception games for the Patriots

Wes Welker	14
Ben Coates	5
Troy Brown	5

WELKER TIES NFL RECORD WITH THREE GAMES OF 8 RECEPTIONS, 150 YARDS AND A TD

Welker is already tied with six other players as the only players in NFL history to have at least eight receptions, 150 receiving yards and at least one touchdown three times in a single season with three such games in 2011.

PLAYERS TIED FOR NFL RECORD OF THREE GAMES WITH 8+ REC, 150+ YDS, AND 1+ TD IN A SINGLE SEASON

Wes Welker	2011
Randy Moss	2003
Tim Brown	1995
Isaac Bruce	1995
Jerry Rice	1993
Sterling Sharpe	1989
Roy Green	1984

WELKER SETS FRANCHISE RECORDS

Welker had a career-high 217 receiving yards to set a franchise record at Buffalo (9/25/11). The previous record was set by Terry Glenn when he had 214 at Cleveland on Oct. 3, 1999. It is the second 200-yard performance in franchise history. Welker's previous best was 192 yards vs. the New York Jets (11/22/09). Welker's 16 receptions at Buffalo are also a personal best and are tied with Troy Brown for the franchise mark. Brown had 16 vs. Kansas City on Sept. 22, 2001. Welker's previous best were the 15 he had vs. the New York Jets (11/22/09)

WELKER TIED FOR THIRD AMONG ACTIVE PLAYERS WITH 14 10-PLUS RECEPTION GAMES

Welker now has 14 10-plus reception games in his career.

Most Games with 10+ receptions/Active Players

15 Andre Johnson	12 Anquan Boldin
14 Wes Welker	12 Brandon Marshall
14 Reggie Wayne	

MOST GAMES WITH 10+ RECEPTIONS IN NFL HISTORY


17 Jerry Rice	13 Tim Brown
16 Marvin Harrison	12 Anquan Boldin
15 Andre Johnson	12 Brandon Marshall
14 Wes Welker	
14 Cris Carter	
14 Reggie Wayne	

WELKER IS STREAKING

Welker has a streak of 95 straight regular-season games with at least one reception. He has caught at least one pass in each of his 84 games with the Patriots, including seven postseason games. The last time that Welker did not catch a pass in a game was December 24, 2005 when he was with Miami. He has caught at least one pass in 77 consecutive regular-season games with the Patriots to extend a franchise record. TE Ben Coates originally set the record with 63

WOODHEAD GOES FROM DIVISION II TO THE NFL

Danny Woodhead was a standout at Division II Chadron State in Nebraska. He averaged 178.9 yards per game and totaled 101 rushing touchdowns during his collegiate career. Woodhead's outstanding junior and senior seasons earned him two Harlon Hill Trophies, the Division II equivalent to the Heisman Trophy. He is one of just three players to ever win two or more Harlon Hill Trophies, joining Texas A&M University-Kingsville running back Johnny Bailey, who won it three times (1987-89) before playing six seasons in the NFL for the Bears, Cardinals, and Rams. Valdosta State University's Dusty Bonner was the only other player to win the Harlon Hill Trophy multiple times (2000 and 2001).



DANNY WOODHEAD HAS HIGHEST RUSHING AVERAGE

Danny Woodhead's career average of 5.160 is the best ever in franchise history among any players with at least 100 rushing attempts.

HIGHEST CAREER RUSHING AVERAGE/ PATRIOTS HISTORY

(Minimum 100 rushes)

Player	Rushes	Yds	Avg.
D. Woodhead	174	898	5.16
Jim Plunkett	159	817	5.14
Steve Grogan	445	2176	4.89

DANNY WOODHEAD SET TEAM MARK FOR RUSHING AVERAGE

Danny Woodhead finished the 2010 season with 97 rushes for 547 yards, with his average of 5.64 yards per carry setting a new team record (minimum 90 rushing attempts). Woodhead topped Don Calhoun's previous team mark of 5.59 yards per carry in 1976 (129 attempts for 721 yards).

MOST YARDS PER CARRY / SINGLE SEASON PATRIOTS HISTORY

(Minimum 90 rushes)

Player	Year	Gm	Rush	Yds	Avg.	Lg
D. Woodhead	2010	14	97	547	5.64	36t
Don Calhoun	1976	14	129	721	5.59	54
Mosi Tatupu	1983	16	106	578	5.45	55



PATRIOTS DEFENSIVE NOTES

KYLE ARRINGTON TIED FOR NFL LEAD WITH SEVEN INTERCEPTIONS IN 2011

Kyle Arrington, who had just two interceptions during his entire college career at Hofstra, tied for the NFL lead with a career-high seven interceptions in 2011. The last Patriots player to lead the league in interceptions was Asante Samuel with 10 in 2006. Arrington had two games in 2011 with two picks: at Buffalo on Sept. 25 and vs. Kansas City on Nov. 21.

2011 NFL INTERCEPTION LEADERS

Player	Team	Int	Yds	Avg	Lg	TD
Kyle Arrington	NE	7	92	13.1	28	0
Eric Weddle	SD	7	89	12.7	26	0
Charles Woodson	GB	7	63	9.0	30t	1

PATRICK CHUNG'S JOURNEY TO THE NFL

Long before S Patrick Chung picked up flag football as a teen, his mother, Jamaican recording artist Sophia George, had preached about being a tough man in a song. Her hit single, "Girlie Girlie" – a traditional reggae song which pokes fun at a boy who was not man enough – topped the charts in 1985. Chung is aware that among his talents he was born with, such as speed and agility, singing is not one of them. Chung possesses a great sense of pride in his unique heritage – his mother is Jamaican and his father is half Jamaican and half Chinese, was born in Jamaica and moved to California at age 12 where he started to play football as a freshman in high school. Chung went on to star at Oregon, where he holds the distinction of starting more games than any other defensive player in school history with 51 starts. He originally entered the draft as a junior, but ultimately decided to return for his senior season. Pinned to the back of his locker is a reminder of the support he has gotten – a Jamaican flag that represents his family's heritage.



STEVE GREGORY WAS ABOUT TO ENTER THE POLICE ACADEMY UNTIL SAN DIEGO CALLED

Steve Gregory's father and stepmother are New York City police officers and both were on duty during the events of September 11, 2001. Following his college career at Syracuse, Gregory took the test to enter the police academy. He found out he passed the test on the same day that the San Diego Chargers called him to offer him a free agent contract.

2012 FIRST ROUND PICK CHANDLER JONES FOLLOWS IN BROTEHR'S FOOTSTEPS

Chandler Jones has two brothers, including Arthur, a fifth-round NFL Draft selection by the Baltimore Ravens in 2010, who was a Syracuse defensive tackle, and John "Bones" Jones, a UFC fighter and the reigning Light Weight Champion.

CHANDLER'S PERK OF BEING IN THE NFL

Chandler Jones was excited to get the Madden football game and play himself: "I've always put myself in Madden Manually, but now that I can actually buy the game and see myself already installed in the game, it's great."

STILL RECEIVING THE LOVE

Kyle Love continues to receive motivation from his father, retired Army colonel Anthony Love. Every game day, his father sends him a text message with words of encouragement to get him excited. His dad has been motivating him since middle school and the message has always remained the same: "Give the coaches a reason to keep you."

KYLE LOVE 'MINI-V' FOLLOWS WILFORK

Kyle Love has been looking up to Vince Wilfork since his days at Mississippi State, when his teammates dubbed him "Mini-V" for his resemblance to the Patriots defensive tackle. The nickname led Love to closely monitor Wilfork as he finished his playing days with the Bulldogs. Little did he know that he would get the chance to watch Wilfork from an even closer perspective – lined up next to him on the Patriots defensive line. "I stay close to that guy always. Watch me out here, I'm right beside him, no matter what," Love told the *Boston Globe*. Now that they're on the same team, Wilfork has become an even bigger influence, like a big brother, according to Love.

STERLING MOORE RECORDS FIRST CAREER INTERCEPTIONS

Rookie Sterling Moore intercepted his first pass of his career at the Buffalo 25-yard line in the third quarter in the season-finale (1/1/12). The Patriots converted the turnover into a touchdown to give the Patriots their first lead of the game. He intercepted his second pass in the fourth quarter and returned it 21 yards for a touchdown.

MAYO OVER 100 TACKLES FOR THE FOURTH STRAIGHT YEAR

LB Jerod Mayo finished the 2011 season with 103 tackles, registering 100 tackles for the fourth straight year. He is the first player in New England history to register 100 tackles in his first four NFL seasons. He is the fifth Patriots player to register at least four consecutive 100 tackle seasons.



100 Tackles in at least four consecutive seasons/Patriots

6 Fred Marion (1985-1990)
5 Lawyer Milloy (1997-2001)
5 Vincent Brown (1991-1995)
4 Jerod Mayo (2008-2011)
4 Steve Nelson (1979-82)

MAYO LED NFL WITH 193 TOTAL TACKLES IN 2010

Mayo finished first in the NFL with a career-high 193 total tackles in 2010 with two 19-tackle games: vs. BLT (10/17) and vs. GB (12/19). His 193 tackles are the highest since LB Steve Nelson had 207 tackles in 1984 and are the third highest in team history. Mayo had 10 games in 2010 with 10-plus tackles.

Patriots Single Season Tackle Leaders All-Time

Year	Player	Tackles
1983	LB Clayton Weishuhn	229
1984	LB Steve Nelson	207
2010	LB Jerod Mayo	193
1980	LB Steve Nelson	186

MAYO REGISTERS FIRST TWO CAREER INTERCEPTIONS IN 2011

Mayo registered his first two career interceptions in consecutive games – vs. Indianapolis (12/4) and at Washington (12/11). He clinched the win at Washington when he intercepted a Redskins pass at the New England 9-yard line to seal the 34-27 win.

MAYO IS A YOUNG LEADER

Jerod Mayo learned knowledge and discipline are the keys to success while spending afternoons with his three brothers under the supervision of their grandfather, Walter Johnson, a retired Air Force veteran of 30 years. While Mayo's mother worked two jobs, Johnson taught the boys discipline, responsibility and the value of life. Those lessons helped Mayo develop a work ethic and demeanor that has earned him the nickname of "Old Soul" from his teammates. His leadership skills and talent helped him become only the second Patriot to be named AFC Rookie of the Year, earning that title in 2008 to join Michael Haynes (1976)



DEFENSIVE NOTES/SPECIAL TEAMS

DOUBLE TROUBLE: CB DEVIN MCCOURTY

After being selected by the Patriots in the first round of the 2010 NFL Draft, CB Devin McCourty became part of a select group in league history. McCourty's identical twin brother, Jason, is a cornerback with Tennessee, selected in the sixth round of the 2009 NFL Draft. The two are the 12th set of twins to play in the NFL. Devin redshirted for the 2005 season and therefore was a year behind his brother in eligibility. McCourty is the second twin to suit up for the Patriots, after CB Kato Serwanga was a member of the team from 1998-2000. His twin brother, Wasswa, played for San Francisco and Minnesota from 1999-2001. According to McCourty's mother, the two can only be told apart by tiny scars on their faces left by chickenpox. The McCourty twins are one of two active sets of twins playing in the NFL.


Current Twins Playing in the NFL

Devin (NE) and Jason McCourty (TEN)

Maurkice (PIT) and Mike Pouncey (MIA)

ROB NINKOVICH: WHERE DID HE COME FROM?

Rob Ninkovich's journey to the Patriots was not easy. He entered the league as a fifth-round pick by the Saints in 2006 and was waived four times by New Orleans and Miami before landing in New England on Aug. 2, 2009. He spent the 2009 offseason trying to make the New Orleans team as a long snapper. Before coming to the Patriots, he had appeared in just eight games over three years. He doubled that total in his first year in New England, appearing in 15 games in 2009 and his role on the team has grown since. He finished with 58 total tackles, four sacks, broke up three passes and had 11 special teams stops in 2010. He also had two interceptions, both against his former team, the Miami Dolphins. He tied for the AFC lead in fumble recoveries with three, with the most notable coming at San Diego on Oct. 24, 2010, when he returned a fumble 63 yards, marking the second longest fumble return in team history. He had his second 2-interception game at the New York Jets on Nov. 13, 2011 and returned his second pick 12 yards for a touchdown. Despite his success, Ninkovich told the Brockton Enterprise, "I don't want to get comfortable. You can't get comfortable because the first time you get comfortable, you're out of a job. I'm always uneasy. That keeps you going."



NINKOVICH SCORED AS A TE IN COLLEGE

Ninkovich played some at tight end in college at Purdue and caught two touchdown passes with a 2-yard touchdown pass from Dallas QB Kyle Orton and a 1-yard touchdown pass from former Indianapolis QB Curtis Painter.

VINCE WILFORK REGISTERS FIRST CAREER INTERCEPTIONS IN 2011

Vince Wilfork recorded his first career interception when he picked off QB Philip Rivers in the second quarter vs. San Diego (9/18). He had his second interception at Oakland (10/2) to join Anthony Pleasant (2001) as the only other Patriots defensive lineman to ever record two interceptions in the same season. Wilfork is one of four Patriots defensive lineman to ever record two interceptions overall, joining Pleasant, Richard Seymour and Henry Thomas.



WILFORK SCORES FIRST NFL TOUCHDOWN IN 2011

Wilfork recovered a fumble in the end zone at Washington (12/11) for his first touchdown. DE Andre Carter sacked QB Rex Grossman in the end zone and forced a fumble and Wilfork recovered the ball for the Patriots first points in their 34-27 victory.

WILFORK WEARS HIS HEART ON HIS NECK

Wilfork wears No. 75 over his shoulder pads. Underneath hangs a gold chain locket for those who were number one in his heart: his parents. In 2002, parents David and Barbara Wilfork both passed away within five months of each other, leaving the then University of Miami star without his greatest support system. Wilfork, who lost his father to diabetes, has raised hundreds of thousands of dollars for diabetes-related causes. His annual draft day fundraiser, a bowling event he has held for eight years, is one of the longest running fundraising events held by a pro athlete in New England. For his charity work, Wilfork was awarded the 2010 New England Patriots Ron Burton Community Service Award. While he will always cherish his National Championship and Super Bowl rings, his constant reminder lies closest to his heart, a picture of his late parents at their high school prom. "I carry them with me wherever I go," Wilfork said of his parents' keepsake. "My parents pushed me to be the best I could be. The things I do and my wife does, we do out of the kindness of our heart, and we do it for the community. I never look for anything in return. My teammates are my second family. My kids, my wife, the New England Patriots – that's all I have."

GOSTKOWSKI SIXTH BEST EVER IN FG PCT.

Stephen Gostkowski's 84.4 field goal percentage is the sixth-best among NFL kickers all-time.

Player	Years	FGM	FGA	Pct.
Nate Kaeding	2004-11	173	200	86.5
Mike Vanderjagt	1998-06	230	266	86.5
Rob Bironas	2005-11	189	219	86.3
Shayne Graham	2001-11	214	249	85.9
Robbie Gould	2005-11	187	218	85.8
Stephen Gostkowski	2006-11	141	167	84.4
Matt Bryant	2002-11	200	238	84.0

EVEN STEPHEN

Since joining the Patriots as a fourth-round draft choice in 2006, Stephen Gostkowski has connected on 84.4 percent of his regular-season field goal attempts (141-for-167), achieving the best field goal percentage in Patriots history.



PATRIOTS ALL-TIME LEADERS / FIELD GOAL PCT.

(Minimum 50 Attempts)

Player	Years	FGM	FGA	Pct.
Stephen Gostkowski	2006-11	141	167	.844
Adam Vinatieri	1996-05	263	321	.819
Matt Bahr	1993-95	55	72	.764
Tony Franklin	1984-87	93	125	.744
Jason Stauder	1988-91	50	69	.724

GOSTKOWSKI TIED FOR THIRD IN POINTS

Gostkowski added 9 points vs. Miami (12/24) to push his career total to 701 points and take sole possession of third place on the Patriots scoring list. Gostkowski led the AFC and finished third in the NFL with 143 points. The 143 points are second to the 148 he had in 2008 and the fourth highest in team history.

Most Points/ Patriots History

Player	Points
Adam Vinatieri (1996-05)	1,158
Gino Cappelletti (1960-70)	1,130
Stephen Gostkowski (2006-11)	712
John Smith (1974-83)	692




PATRIOTS SPECIAL TEAMS NOTES

ZOLTAN MESKO: COMING TO AMERICA

P Zoltan Mesko was born in Timisoara, Romania on the Romania-Hungary border. On Many occasions in 1989, during the communist revolutions, his family was forced to take cover to avoid gun shots from the armies. Even after the fall of the Berlin Wall, his family lived in poverty. His family left Romania when his father won a United States Permanent Resident Card (green card) in the Diversity Immigrant Visa Lottery in 1997 when Mesko was 11. "I survived a war," he noted. "I was coming from a really low point growing up, with communism and a very adverse economic situation. Coming over here, I'm very grateful for where I am. It happens by luck that I am here," he said. "When my dad applied for the green card lottery, there were 20 million applicants and 55,000 winners. That's a percentage in itself that tells you I am lucky to be here."

MESKO DISCOVERS FOOTBALL

An avid soccer player from his days in Romania, Mesko had a strong leg. It was only when he came to America that he discovered his leg could take him places. In eighth grade, Mesko was playing kickball in the gym when he kicked the ball so high that he broke a light fixture. He was given a choice: pay for the light fixture or play football. The choice was an easy one—Mesko decided to play football. His leg would land him numerous Division I scholarships and admission offers from Ivy League schools. From those, Mesko chose to play football at Michigan.



MESKO SETS FRANCHISE RECORD WITH A 46.5 AVERAGE IN 2011

Mesko led the AFC and finished third in the NFL in 2011 with a 41.5 net average. His 46.5 average overall in 2011 is the best in team history, topping the 45.8 average by Tom Tupa in 1997.

MESKO HAS SIXTH-BEST NET AVERAGE IN NFL HISTORY

Mesko finished the 2011 season with a 41.5 net average, the sixth-best net average in NFL history. It marked just the 24th time in NFL history that a player finished a season with a net average over 40 yard.

BEST NET AVERAGE IN NFL HISTORY/SEASON

Player	Year	Net Average
Andy Lee (San Francisco)	2011	44.0
Shane Lechler (Oakland)	2009	43.9
Thomas Morstead (New Orleans)	2011	43.1
Donnie Jones (St. Louis)	2009	41.7
Matt McBriar (Dallas)	2010	41.7
Zoltan Mesko (Patriots)	2011	41.5



PATRIOTS KEY CONTRIBUTORS

OFFENSE

WR Wes Welker (TR-MIA, '07)

Welker owns the top four single-season reception totals in Patriots history with a team-record 123 in 2009, 122 catches in 2011, 112 in 2007 and 111 in 2008 ... Extended his streak to 94 straight regular-season games with at least one reception in 2011 ... Set a new Patriots record with 1,569 receiving yards in 2011, surpassing Randy Moss, who had 1,493 yards in 2007.

Welker vs. Tennessee (10/18/09)

G	Rec	Yds	Avg	LG	TD
3	10	150	15.0	48	2

LT Nate Solder (D1, '11)

Appeared in all 16 games in 2011, making 13 starts – 11 at right tackle and two as a tackle-eligible tight end ... Started all three postseason games at right tackle, including Super Bowl XLVI.

This is Solder's first game vs. Tennessee

LG Logan Mankins (D2, '05)

Eighth-year mainstay at guard and four time Pro Bowler, has started all 104 regular-season games and all 13 postseason games in which he has appeared in since joining the Patriots in 2005.

This is Mankins' third game vs. Tennessee

OL Dan Connolly (FA-'07)

Took over as starting center after season-ending leg injury to Dan Koppen in the 2011 opener...Played in 13 games with 11 starts...Started at center for all three postseason games including Super Bowl XLVI against the N.Y. Giants (2/5).

This is Connolly's second game vs. Tennessee

OL Marcus Cannon (D5a, '11)

Was activated of the Reserve/Non-Injury list on Nov. 15, 2011 and played in seven games on the offensive line and on special teams.

This is Cannon's first game vs. Tennessee

RT Sebastian Vollmer (D2d, '09)

Inactive for 10 regular season and two playoff games in 2011 due to injury ... Returned in the postseason to start at right tackle in Super Bowl XLVI vs. the N.Y. Giants (2/5).

This is Vollmer's second game vs. Tennessee

OL RYAN WENDELL (FA-'08)

After spending his rookie season and most of the 2009 season on the practice squad, Ryan Wendell has been a key reserve on the offensive line, seeing starting assignments at center and both guard positions ... Also plays on special teams units.



TE Rob Gronkowski (D2a, '10)

Set an NFL record for receiving yards by a tight end in a single season with 1,327 in 2011. Gronkowski also set the NFL all-time record for touchdowns by a tight end in a single season, finishing with 18 (17 receiving, 1 rushing) ... Reached 20 career touchdowns faster than any tight end in NFL history (26 games). Pro Football Hall of Fame TE Mike Ditka previously held the record, achieving the feat in 31 games.

TE Aaron Hernandez (D4, '10)

Hernandez's 45 receptions in 2010 set a franchise record for most receptions by a rookie tight end, passing Greg Baty's previous rookie tight end record of 37 receptions in 1986...Finished second among AFC tight ends in receptions (79) and yards (910) in 2011.



WR Brandon Lloyd (UFA-STL, '12)

The first year Patriot led the NFL in receiving yards (1,448), receptions of 25+ yards (18) and ranked second in the league with nine receptions of 40+ yards in 2010 with Denver.

Lloyd vs. Tennessee

G	Rec	Yds	Avg	LG	TD
4	19	235	12.4	52	0

QB Tom Brady (D6, '00)

Brady finished 2011 with 5,235 passing yards and joined Drew Brees (5,476 in 2011 and 5,069 in 2008), Dan Marino (5,084 in 1984) and Matthew Stafford (5,038 in 2011) as the only players in NFL history to reach 5,000 passing yards in a single season...Enters 2012 having thrown at least one touchdown pass in 32 straight regular season games to extend a team mark. Brady's 32 straight regular season games are fourth all-time, behind Johnny Unitas (47), Drew Brees (43 - current) and Brett Favre (36).

Brady vs. Tennessee

G	Att	Com	Yds	Pct.	TD	INT	LG
5	159	96	1159	.604	9	1	62t

RB Stevan Ridley (D3a, '11)

Played in all 16 games in 2011 with two starts and gained 441 yards on 87 carries (5.1 avg.) and a touchdown ... Also caught three passes for 13 yards (4.3 avg.) and returned seven kickoffs for 152 yards (21.7 avg.)

RB Shane Vereen (D2b, '11)

Played in five games and finished with 15 carries for 57 yards (3.8 avg.) and one touchdown in 2011.

RB Danny Woodhead (FA-'10)

Played in 15 games with three starts in 2011, compiling 351 yards on 77 carries (4.6 avg.) and a touchdown. Caught 18 passes for 157 yards (8.7 avg.) and scored both of New England's 2-point conversions in 2011 ... Also returned 20 kickoffs for 437 yards (21.9 avg.) and added five special teams tackles ... In 2010, his 5.64 average yards per carry set a Patriots record (minimum 90 rushing attempts) and ranked fourth in the NFL.

PATRIOTS KEY CONTRIBUTORS

DEFENSE

DE Chandler Jones (D1a, '12)

One of two 2012 first round picks...Was an All-Big East first team selection as a junior at Syracuse (2011) and an All-Big East Second team selection as a sophomore in 2010 ... Finished his three year playing career at Syracuse with 147 total tackles, 10.0 sacks and five forced fumbles.

DT Vince Wilfork (D1, '04)

Wilfork has played in 122 games with 112 starts over eight-plus seasons with the Patriots (2004-11) ... The Patriots own a 95-27 (.779) record in Wilfork's 122 career regular-season games ... Has been a pro Bowl selection four times (2007, 2009-11).

DT Kyle Love (FA-'10)

Appeared in all 16 contests in 2011, starting 13. Finished the season with 4.0 sacks for 14 yards, 55 tackles and a fumble recovery ... Started all three postseason games and finished with nine tackles and a pass defended ... Originally joined the team as a rookie free agent in 2010.

DL Rob Ninkovich (FA-'09)

Started all 16 games 2011 and finished with career highs in tackles (62) and sacks (6.5 for 54 yards). Also scored his first career touchdown on an interception return ... Started all three playoff games and made 16 tackles, 2.0 sacks for 12.5 yards and four quarterback hits.

DL Brandon Deaderick (D7b, '10)

Started the 2011 season on the Reserve/PUP list before being activated on Oct. 29 ... After being activated, Deaderick started five of the 10 games in which he played, recording 20 tackles and 2.0 sacks on the season.

LB Jerod Mayo (D1, '08)

Appeared in 14 games and started 13 in 2011, becoming the first Patriots player to eclipse the 100-tackle mark in his first four seasons after leading the team with 103 tackles ... In 2008, Mayo became the second Patriots player to win the Associated Press Defensive Rookie of the Year Award, joining Mike Haynes ... Led the 2008 Patriots with 139 tackles, 54 more than the next best on the team.



LB Brandon Spikes (D2c, '10)

Started all three postseason games in 2011 and was second on the team with 27 tackles, including 1.0 sack and one interception and defended three others ... Started and registered a career-high 14 stops and one pass defended at Pittsburgh (10/30) ... Was limited to eight games with six starts in the regular season due to injury.

LB Don'ta Hightower (D1b, '12)

The second of the Patriots two first round draft picks in 2012...Started 42-of-44 games at the University of Alabama...Recorded 234 tackles (101 solo), including 5.0 sacks for minus 30 yards, 21.0 stops for losses of 67 yards and 25 quarterback pressures...A finalist for the Chuck Bednarik, Butkus and Lombardi Awards, Hightower was a consensus All-American and unanimous All-SEC first-team selection in 2011.

Hightower 2011 Alabama

G	Tot	Sol	Ast	Sk/Yds	Int/Yds	PD	FF	FR
13	85	40	45	4.0/26.0	1/29	3	0	0

CB Devin McCourty (D1, '10)

Finished the 2011 season with two interceptions, 12 passes defended, 94 tackles on defense and five special teams tackles...McCourty's seven interceptions in 2010 are the second-most by a Patriots rookie in franchise history and tied for second in the NFL.

CB Kyle Arrington (FA-'09)

Started 14 of 16 games and tied Charles Woodson (Green Bay) and Eric Weddle (San Diego) for most interceptions in the league in 2011 with seven ... Notched multiple interceptions twice in 2011 – at Buffalo (9/25) and vs. Kansas City (11/21).



S Steve Gregory (UFA-SD, '12)

In 2011 Gregory played in 16 games with 13 starts at strong safety for the San Diego Chargers and finished with 67 tackles, three passes defended and one interception, which was returned for a touchdown.

S Patrick Chung (D2a, '09)

Missed eight games due to injury in 2011 ... Finished the season with 67 tackles, 1.0 sack, one interceptions and four passes defended ... Started all three playoff games including Super Bowl XLVI and made 15 tackles and defended one pass.



THE TEAM OF THE DECADE

When Robert Kraft purchased the New England Patriots in 1994, few would have thought that 17 years later the franchise would be the undisputed team of the decade in the first decade of the new millennium. Kraft brought a winning vision to the organization and dedicated his resources to building a consistent winner. On Jan. 27, 2000, Kraft hired Bill Belichick to coach the team, and three months later the team drafted then-unheralded quarterback Tom Brady, putting the final pieces in place for the Patriots to become the most successful NFL team of the 2000s. Below is a look at the accomplishments of the Patriots during the first decade of the new millennium that earned the Patriots the "Team of the Decade" moniker.

THE PATRIOTS' UNMATCHED NFL SUCCESS FROM 2000-2009

Super Bowl Titles

New England	3
Pittsburgh.....	2
Baltimore.....	1
Indianapolis.....	1
New Orleans.....	1
N.Y. Giants.....	1
Tampa Bay.....	1

Conference Titles

New England	4
Indianapolis.....	2
N.Y. Giants.....	2
Pittsburgh.....	2
10 Teams	1

Division Titles

New England	7
Indianapolis.....	6
Philadelphia.....	5
Pittsburgh.....	5
San Diego.....	5

Note: The Patriots also finished tied for the division lead twice during the 2000s but lost the division title on tiebreakers in 2002 and 2008.

Playoff Wins

New England	14
Philadelphia.....	10
Pittsburgh.....	10
Indianapolis.....	9
Baltimore.....	8

Playoff Winning Percentage

Team	W	L	Pct.
New England	14	4	.777
New Orleans	5	2	.714
Pittsburgh	10	4	.714
Arizona	4	2	.667
Carolina	5	3	.625
Baltimore	8	5	.615

Playoff Games Played

New England	18
Philadelphia.....	18
Indianapolis.....	17
Pittsburgh.....	14
Baltimore.....	13
N.Y. Giants.....	11

Overall Wins

(Includes Regular Season and Playoffs)

New England	126
Indianapolis.....	124
Pittsburgh.....	113
Philadelphia.....	113
Baltimore.....	100

Overall Winning Percentage

(Includes Regular Season and Playoffs)

Team	W	L	T	Pct.
New England	126	52	0	.708
Indianapolis	124	53	0	.701
Pittsburgh	113	60	1	.652
Philadelphia	113	64	1	.638
Green Bay	98	71	0	.580

Most Victories in a Season (Inc. Playoffs), 2000-09

Team	Year	W
New England	2007	18
New England	2003	17
New England	2004	17
Baltimore	2000	16
St. Louis	2001	16
Pittsburgh	2004	16
Indianapolis	2006	16
Indianapolis	2009	16
New Orleans	2009	16

Most Victories in a Single Regular Season, 2000-09

Team	Year	W
New England	2007	16
Pittsburgh	2004	15
New England	2003	14
New England	2004	14
Indianapolis	2005	14
Indianapolis	2009	14
St. Louis	2001	14

Playoff Games Hosted

New England	9
Philadelphia	9
Pittsburgh.....	8
Indianapolis.....	8

Major Sports League Titles, 2000-09

Los Angeles Lakers	NBA	4
New England Patriots	NFL	3
San Antonio Spurs	NBA	3
Boston Red Sox	MLB	2
Detroit Red Wings	NHL	2
Houston Dynamo	MLS	2
Los Angeles Galaxy	MLS	2
New Jersey Devils	NHL	2
New York Yankees	MLB	2
Pittsburgh Steelers	NFL	2
San Jose Earthquakes	MLS	2

Major Sports Conference Titles, 2000-09

Los Angeles Lakers	NBA	6
New England Patriots	NFL	4
New England Revolution	MLS	4
Los Angeles Galaxy	MLS	4
New York Yankees	MLB	4
Detroit Red Wings	NHL	3
New Jersey Devils	NHL	3
San Antonio Spurs	NBA	3

Seasons of NFL Playoff Advancement

Philadelphia	7
New England	6
Pittsburgh.....	5
Baltimore.....	4
Indianapolis.....	4
Green Bay	3
Oakland.....	3
Seattle	3
New Orleans.....	3



PATRIOTS FOOTBALL NETWORK

The **Patriots Football Network** (PFN) is the full portfolio of media offerings from the three-time Super Bowl Champion New England Patriots. PFN provides Patriots content produced both in-house and with media partners spanning print, television, radio and the Internet.

PATRIOTS ALL ACCESS

T Emmy-Award winning Patriots All Access airs weekly throughout the season on WBZ, Channel 4 in Boston and regional affiliates. Patriots All Access features exclusive, behind-the-scenes access and in-depth weekly features on Patriots players and personnel. Hosted by WBZ's Steve Burton, the show features weekly sit-downs with Coach Bill Belichick, including the popular "Belestrator" segment where the coach breaks down upcoming opponents. Fridays at 7:00 p.m. and Sundays at 9:00 a.m. on **TV 38 in Boston; WNAC-TV in Providence**; Saturdays at 12:05 a.m. on **WMUR-TV in Manchester, N.H.** Saturdays at 5:00 a.m. on **WMTW-TV in Portland, Maine**; Saturdays at 5:00 p.m. on **WCTX-TV in Hartford, Conn.** Saturdays at 7:00 p.m. on **WFXQ-TV in Springfield, Mass.**; Sundays at 11:00 a.m. on **WVII-TV in Bangor, Maine**



TOTALLY PATRIOTS



Totally Patriots is a unique, one of a kind Patriots show aimed for the next generation of Patriots fans. This weekly, youth oriented football show allows school aged fans unprecedented access to their favorite players, enabling them to ask questions in a relaxed, informal setting.

PATRIOTS TODAY AND PATRIOTS THIS WEEK

PATRIOTS TODAY: Available daily at Patriots.com and on Verizon Fios on Demand, as well as on Verizon wireless' VCAST.

PATRIOTS THIS WEEK: Fridays 10:30 p.m. on Comcast Sports Net.

Patriots Today gives fans a daily, in-depth look at the club that is unmatched by any other outlet. The show is hosted by Jackie Brittain with daily reports from Brian Lowe and twice-weekly analysis from PFW's Paul Perillo. This daily Webcast is dedicated exclusively to the Patriots and provides daily features, reports and commentary that will satisfy every fan's daily Patriots fix. Every Friday at 10:30 a.m. on Comcast Sports Net, Jackie Brittain will bring you *Patriots This Week*, providing a thorough recap of each week's developments.

PATRIOTS.COM NEWS

Patriots.com features daily updates and exclusive content from the writers of *Patriots Football Weekly*, offering everything from breaking news to player features and the popular "Ask PFW" postings.

VIDEO

The first professional sports team website to offer streaming video provides Patriots fans with a variety of exclusive video content. Visitors can choose their channel and watch exclusive video from news to cheerleaders. Patriots.com also features video of every Patriots press conference, including postgame press conferences and Coach Belichick's weekday media updates.

AUDIO

Patriots Web Radio programming is available exclusively on Patriots.com beginning at noon each day, Monday through Friday. Kicking off the programming lineup is PFW In Progress, a daily online program that features candid commentary from the writers of *Patriots Football Weekly*. Following PFW In Progress is Patriots Playbook, hosted by John Rooke, featuring items from around the NFL. And new in 2012 is the addition of three shows from FootballNation.com including Kerry Byrne and his Cold Hard Patriots.com also offers streaming audio of every Patriots press conference, as well as archives of Patriots.com Radio shows and exclusive podcasts.

PATRIOTS MONDAY ON WEEI

WEEI Sports Radio broadcasts Patriots Monday each week, offering fans unique insight and analysis from Coach Belichick and Tom Brady in addition to other Patriots players. WEEI will broadcast Patriots Monday live from Gillette Stadium each Monday, kicking off with Dennis & Callahan at 6:00 a.m.

PATRIOTS FRIDAY ON WEEI

WEEI Sports Radio broadcasts Patriots Friday each week, offering fans a look ahead at the weekend's game, match ups and rivalries. Various Patriots players will be featured on air. WEEI will broadcast Patriots Fridays each week throughout the season, kicking off with Dennis & Callahan at 6:00 a.m., followed by Mutt and Merloni at 10:00 a.m. and The Big Show with Glenn Ordway and Michael Holley from 2:00 to 6:00 p.m.

98.5 THE SPORTS HUB PATRIOTS RADIO NETWORK

A new era in Patriots Radio history began in 2009, with the move of the game broadcasts to 98.5 FM, Boston's Sports Hub. The transition to Boston's new all-sports radio station insures that Patriots fans will continue to hear every kick, block and tackle in stereo, and without static, in crystal-clear FM quality. Fans all over New England will be able to listen in to any of 40 stations on the Safety Insurance 98.5 The Sports Hub Patriots Radio Network, starting with Patriots Preview three hours before kickoff, and capped off with Patriots Postgame for three hours after the final gun.



FLAGSHIP STATION 98.5 FM Boston's Sports Hub

MASSACHUSETTS

WAQY	Springfield	102.1 FM
WBEC	Pittsfield	1420 AM
WPKZ	Fitchburg	1280 AM
WNAW	N. Adams	1230 AM
WBSM	New Bedford	1420 AM
WPVQ	Greenfield	95.3 FM
WSAR	Fall River	1480 AM
WWFX	Worcester	100.1 FM
WXTK	Hyannis	95.1 FM

MAINE

WEBB	Augusta	98.5 FM
WWMJ	Bangor	95.7 FM
WBLM	Portland	102.9 FM
WEGP	Presque Isle	1390 AM

CONNECTICUT

WCCC	Hartford	106.9 FM
WGCH	Greenwich	1490 AM
WINY	Putnam	1350 AM
WMOS	New London	102.3 FM

NEW HAMPSHIRE

WTPL	Concord	107.7 FM
WSAK	Hampton	102.1 FM
WLKZ	Laconia	104.9 FM
WKNE	Keene	99.1 FM
WSHK	Portsmouth	105.3 FM
WGHM	Nashua	1590 AM
WPKQ	N. Conway	103.7 FM
WGAM	Manchester	1250 AM

RHODE ISLAND

WPRO	Providence	630 AM
WEAN	Providence	99.7 FM

NEBRASKA

KRNP	Sutherland	100.7 FM
------	------------	----------

NEW YORK

WUSP	Utica	95.5 FM
WUSP	Utica	1550 AM
WARD	Utica	1480 AM

VERMONT

WBTN	Bennington	1370 AM
WORK	Barre	107.1 FM
WKVT	Brattleboro	92.7 FM
WCPV	Burlington	101.3 FM
WEXP	Rutland	101.5 FM
WMOO	Derby Center	92.1 FM
WSTJ	St Johnsbury	1340 AM
WMXR	Woodstock	93.9 FM



2012 PRESEASON OFFENSIVE STATISTICS

WON 1, LOST 3

08/09 W 7- 6	New Orleans	68,756
08/20 L 17-27	Philadelphia	68,756
08/24 L 28-30	at Tampa Bay	47,440
08/29 L 3- 6	at New York Giants	75,530
	N.E.	Opp.

TOTAL FIRST DOWNS	70	66
Rushing	20	21
Passing	37	39
Penalty	13	6
3rd Down: Made/Att	21/63	18/56
3rd Down Pct.	33.3	32.1
4th Down: Made/Att	1/2	0/0
4th Down Pct.	50.0	0.0
POSSESSION AVG.	27:44	32:16
TOTAL NET YARDS	1021	1222
Avg. Per Game	255.3	305.5
Total Plays	267	255
Avg. Per Play	3.8	4.8
NET YARDS RUSHING	440	469
Avg. Per Game	110.0	117.3
Total Rushes	116	118
NET YARDS PASSING	581	753
Avg. Per Game	145.3	188.3
Sacked/Yards Lost	10/72	7/45
Gross Yards	653	798
Att./Completions	141/72	130/76
Completion Pct.	51.1	58.5
Had Intercepted	3	3
PUNTS/AVERAGE	28/47.0	27/47.4
NET PUNTING AVG.	28/44.8	27/41.1
PENALTIES/YARDS	22/233	44/338
FUMBLES/BALL LOST	8/4	8/0
TOUCHDOWNS	6	6
Rushing	1	2
Passing	5	3
Returns	0	1

* SCORE BY PERIODS	Q1	Q2	Q3	Q4	OT	PTS
TEAM	3	21	17	14	0	55
OPPONENTS	17	20	16	16	0	69

* SCORING	TD	Ru	Pa	Rt	K-PAT	FG	S	PTS
Gostkowski	0	0	0	0	5/ 5	4/ 5	0	17
Davis	1	0	1	0			0	6
Ebert	1	0	1	0			0	6
Gronkowski	1	0	1	0			0	6
Holley	1	0	1	0			0	6
Ridley	1	1	0	0			0	6
Silvestro	1	0	1	0			0	6
Vereen	0	0	0	0			0	2
TEAM	6	1	5	0	5/ 5	4/ 5	0	55
OPPONENTS	6	2	3	1	6/ 6	9/11	0	69

2-Pt Conv: Vereen, TM 1-1, OPP 0-0
 SACKS: Cunningham 2, Scott 2, Bequette 1,
 Francis 1, C. Jones 1, TM 7, OPP 10
 FUM/LOST: Bolden 2/1, Brady 2/1, Hoyer 2/2,
 Edelman 1/0, Hernandez 1/0

* RUSHING	No.	Yds	Avg	Long	TD
Ridley	34	152	4.5	29	1
Bolden	36	128	3.6	15	0
Vereen	23	81	3.5	18	0
Demps	9	56	6.2	29	0
Woodhead	5	16	3.2	8	0
Kettani	5	12	2.4	4	0
Hoyer	1	-1	-1.0	-1	0
Mallett	3	-4	-1.3	-1	0
TEAM	116	440	3.8	29	1
OPPONENTS	118	469	4.0	27	2

* RECEIVING	No.	Yds	Avg	Long	TD
Edelman	6	60	10.0	23	0
Hernandez	6	59	9.8	24	0
Silvestro	6	51	8.5	11	1
Vereen	6	46	7.7	20	0
Ebert	6	43	7.2	20	1
Taylor LG	5	64	12.8	28	0
Taylor TM	2	20	10.0	15	0
Stallworth	5	61	12.2	20	0
Kettani	5	29	5.8	13	0
Branch	4	64	16.0	20	0
Gronkowski	4	44	11.0	16t	1
Woodhead	4	35	8.8	20	0
Bolden	4	24	6.0	10	0
Demps	3	31	10.3	23	0
Ridley	3	17	5.7	9	0
Holley	3	16	5.3	7	1
Gaffney	2	18	9.0	9	0
Urban	1	20	20.0	20	0
Lloyd	1	12	12.0	12	0
Davis	1	3	3.0	3t	1
TEAM	72	653	9.1	24	5
OPPONENTS	76	798	10.5	40	3

* INTERCEPTIONS	No.	Yds	Avg	Long	TD
Ebner	1	34	34.0	34	0
Gregory	1	5	5.0	5	0
Chung	1	0	0.0	0	0
TEAM	3	39	13.0	34	0
OPPONENTS	3	23	7.7	22t	1

* PUNTING	No.	Yds	Avg	Net	TB	In	Lg	B
Mesko	28	1317	47.0	44.8	1	11	54	0
TEAM	28	1317	47.0	44.8	1	11	54	0
OPPONENTS	27	1281	47.4	41.1	3	9	64	0

* PUNT RETURNS	Ret	FC	Yds	Avg	Long	TD
Demps	5	0	65	13.0	17	0
Edelman	5	3	40	8.0	15	0
Bolden	3	0	1	0.3	1	0
Hernandez	1	0	5	5.0	5	0
Ebert	0	2	0	---	---	0
TEAM	14	5	111	7.9	17	0
OPPONENTS	16	5	42	2.6	8	0

* KICKOFF RETURNS	No.	Yds	Avg	Long	TD
Demps	3	63	21.0	23	0
McCourty	2	46	23.0	30	0
Arrington	1	26	26.0	26	0
Bolden	1	29	29.0	29	0
Edelman	1	6	6.0	6	0
Ridley	1	16	16.0	16	0
Vereen	1	22	22.0	22	0
Woodhead	1	18	18.0	18	0
TEAM	11	226	20.5	30	0
OPPONENTS	7	176	25.1	39	0

* FIELD GOALS	1-19	20-29	30-39	40-49	50+
Gostkowski	0/ 0	1/ 1	1/ 1	0/ 0	2/3
TEAM	0/ 0	1/ 1	1/ 1	0/ 0	2/3
OPPONENTS	0/ 0	2/ 2	2/ 2	2/ 3	3/4
Gostkowski:	(53N)	(51G, 35G, 55G)	()	(20G)	
TM:	(53N)	(51G, 35G, 55G)	()	(20G)	
OPP:	(46G, 27G, 41N)	(55N, 42G, 21G)	(56G, 51G, 55G)		
	(34G, 32G)				

* PASSING	Att	Cmp	Yds	Cmp%	Yds/Att	TD	TD%	Int	Int%	Long	Sack/Lost	Rating
Mallett	67	33	300	49.3	4.48	3	4.5	1	1.5	23	2/ 11	70.5
Hoyer	47	22	196	46.8	4.17	1	2.1	1	2.1	23	5/ 31	56.7
Brady	27	17	157	63.0	5.81	1	3.7	1	3.7	24	3/ 30	75.7
TEAM	141	72	653	51.1	4.63	5	3.5	3	2.1	24	10/ 72	66.9
OPPONENTS	130	76	798	58.5	6.14	3	2.3	3	2.3	40	7/ 45	74.5



2012 PRESEASON DEFENSIVE STATISTICS

Tackle Statistics based on Play-by-Play

PLAYER	TACKLES			SACKS			INTERCEPTIONS				FUMBLES				SP. TEAMS				
Name	TT	UT	A	S	Yds	QH	Int	Yds	TD	PD	FF	FR	Yds	TD	TT	UT	A	FF	FR
Mike Rivera	18	14	4	0.0	0.0	0	0	0	0	0	0	0	0	0	0	0	0	0	0
Jeff Tarpinian	17	9	8	0.0	0.0	0	0	0	0	0	0	0	0	0	1	1	0	0	0
Niko Koutouvides	15	12	3	0.0	0.0	0	0	0	0	0	0	0	0	0	2	2	0	0	0
Sterling Moore	11	9	2	0.0	0.0	0	0	0	0	1	0	0	0	0	0	0	0	0	0
Bobby Carpenter	10	6	4	0.0	0.0	0	0	0	0	1	0	0	0	0	1	1	0	0	0
Ras-I Dowling	10	8	2	0.0	0.0	0	0	0	0	1	0	0	0	0	1	1	0	0	0
Jerod Mayo	9	6	3	0.0	0.0	0	0	0	0	2	0	0	0	0	0	0	0	0	0
Marquice Cole	9	7	2	0.0	0.0	0	0	0	0	2	0	0	0	0	1	1	0	0	0
Brandon Spikes	9	8	1	0.0	0.0	0	0	0	0	0	0	0	0	0	0	0	0	0	0
Nate Ebner	9	8	1	0.0	0.0	0	1	34	0	1	0	0	0	0	2	1	1	0	0
Trevor Scott	9	6	3	2.0	16.0	4	0	0	0	0	1	0	0	0	1	0	1	0	0
Devin McCourty	8	3	5	0.0	0.0	0	0	0	0	0	0	0	0	0	1	1	0	0	0
Justin Francis	8	4	4	1.0	3.0	2	0	0	0	0	0	0	0	0	0	0	0	0	0
Will Allen	7	6	1	0.0	0.0	0	0	0	0	0	0	0	0	0	0	0	0	0	0
Vince Wilfork	7	4	3	0.0	0.0	0	0	0	0	0	0	0	0	0	0	0	0	0	0
Jake Bequette	7	5	2	1.0	1.0	1	0	0	0	0	0	0	0	0	0	0	0	0	0
Marcus Forston	7	5	2	0.0	0.0	1	0	0	0	0	0	0	0	0	0	0	0	0	0
Dont'a Hightower	6	2	4	0.0	0.0	2	0	0	0	0	0	0	0	0	1	1	0	0	0
Ron Brace	6	6	0	0.0	0.0	1	0	0	0	0	0	0	0	0	0	0	0	0	0
Patrick Chung	5	2	3	0.0	0.0	0	1	0	0	1	0	0	0	0	1	1	0	0	0
Tavon Wilson	5	2	3	0.0	0.0	0	0	0	0	1	0	0	0	0	0	0	0	0	0
Jermaine Cunningham	5	2	3	2.0	21.0	6	0	0	0	0	0	0	0	0	0	0	0	0	0
Tim Bulman	4	3	1	0.0	0.0	0	0	0	0	0	0	0	0	0	0	0	0	0	0
Steve Gregory	4	4	0	0.0	0.0	0	1	5	0	1	0	0	0	0	1	1	0	0	0
Chandler Jones	4	3	1	1.0	4.0	1	0	0	0	0	0	0	0	0	0	0	0	0	0
Marcus Harrison	4	2	2	0.0	0.0	0	0	0	0	0	0	0	0	0	0	0	0	0	0
Alfonzo Dennard	4	3	1	0.0	0.0	0	0	0	0	1	1	0	0	0	0	0	0	0	0
Rob Ninkovich	3	0	3	0.0	0.0	1	0	0	0	0	0	0	0	0	0	0	0	0	0
Aaron Lavarias	3	1	2	0.0	0.0	0	0	0	0	0	0	0	0	0	0	0	0	0	0
Kyle Arrington	2	1	1	0.0	0.0	0	0	0	0	1	0	0	0	0	0	0	0	0	0
Kyle Love	2	0	2	0.0	0.0	0	0	0	0	0	0	0	0	0	0	0	0	0	0
Derrick Martin	2	1	1	0.0	0.0	0	0	0	0	0	0	0	0	0	1	1	0	0	0
Brandon Deaderick	2	1	1	0.0	0.0	0	0	0	0	0	0	0	0	0	0	0	0	0	0
Josh Barrett	1	0	1	0.0	0.0	0	0	0	0	0	0	0	0	0	0	0	0	0	0
Sergio Brown	1	1	0	0.0	0.0	0	0	0	0	0	0	0	0	0	3	3	0	0	0
James Ihedigbo	0	0	0	0.0	0.0	0	0	0	0	1	0	0	0	0	0	0	0	0	0
Brandon Bolden	0	0	0	0.0	0.0	0	0	0	0	0	0	0	0	0	1	1	0	0	0
Ross Ventrone	0	0	0	0.0	0.0	0	0	0	0	0	0	0	0	0	1	1	0	0	0
Malcolm Williams	0	0	0	0.0	0.0	0	0	0	0	0	0	0	0	0	6	5	1	0	0
Danny Aiken	0	0	0	0.0	0.0	0	0	0	0	0	0	0	0	0	2	2	0	0	0
	233	154	79	7.0	45.0	19	3	39	0	14	2	0	0	0	27	24	3	0	0

FUMBLES - LOST (8-4)				
	No.	Lost	Own Rec	O.B.
Brandon Bolden	2	1	0	0
Tom Brady	2	1	0	0
Jeff Demps	0	0	1	0
Julian Edelman	1	0	0	0
Aaron Hernandez	1	0	0	0
Brian Hoyer	2	2	0	0
Spencer Larsen	0	0	1	0
	8	4	2	0

MISC. OFFENSIVE STATS				
	Tkl	Ast	FF	FR
Dan Connolly	1	0	0	0
Spencer Larsen	1	0	0	0
Alex Silvestro	2	0	1	0
Nate Solder	1	0	0	0
Donte' Stallworth	1	0	0	0
	6	0	1	0

KEY	
TT-Total Tackles	Int/Yds-Interceptions/Yards Returned
UT-Unassisted Tackles	PD-Passes Defensed
A-Assisted Tackles	FF-Forced Fumbles

BLOCKED KICKS			
	XP	FG	P
Totals	0	0	0



2011 FINAL OFFENSIVE STATISTICS

WON 13, LOST 3

09/12 W 38-24	at Miami	66,860
09/18 W 35-21	San Diego	68,756
09/25 L 31-34	at Buffalo	68,174
10/02 W 31-19	at Oakland	62,572
10/09 W 30-21	New York Jets	68,756
10/16 W 20-16	Dallas	68,756
10/30 L 17-25	at Pittsburgh	64,424
11/06 L 20-24	New York Giants	68,756
11/13 W 37-16	at New York Jets	79,088
11/21 W 34- 3	Kansas City	68,756
11/27 W 38-20	at Philadelphia	69,144
12/04 W 31-24	Indianapolis	68,756
12/11 W 34-27	at Washington	77,825
12/18 W 41-23	at Denver	76,556
12/24 W 27-24	Miami	68,756
01/01 W 49-21	Buffalo	68,756

N.E. Opp.

TOTAL FIRST DOWNS	399	370
Rushing	107	101
Passing	262	245
Penalty	30	24
3rd Down: Made/Att	89/194	87/202
3rd Down Pct.	45.9	43.1
4th Down: Made/Att	7/11	8/19
4th Down Pct.	63.6	42.1
POSSESSION AVG.	28:47	31:13
TOTAL NET YARDS	6848	6577
Avg. Per Game	428.0	411.1
Total Plays	1082	1064
Avg. Per Play	6.3	6.2
NET YARDS RUSHING	1764	1874
Avg. Per Game	110.3	117.1
Total Rushes	438	405
NET YARDS PASSING	5084	4703
Avg. Per Game	317.8	293.9
Sacked/Yards Lost	32/173	40/274
Gross Yards	5257	4977
Att./Completions	612/402	619/386
Completion Pct.	65.7	62.4
Had Intercepted	12	23
PUNTS/AVERAGE	57/46.5	67/45.6
NET PUNTING AVG.	57/41.5	67/39.1
PENALTIES/YARDS	87/815	115/907
FUMBLES/BALL LOST	13/5	21/11
TOUCHDOWNS	61	40
Rushing	18	13
Passing	39	26
Returns	4	1

* SCORE BY PERIODS	Q1	Q2	Q3	Q4	OT	PTS
TEAM	82	148	141	142	0	513
OPPONENTS	87	83	50	122	0	342

* SCORING	TD	Ru	Pa	Rt	K	PAT	FG	S	PTS
-----------	----	----	----	----	---	-----	----	---	-----

Gostkowski	0	0	0	0	59/59	28/33	0	143
R. Gronkowski	18	1	17	0			0	108
Green-Ellis	11	11	0	0			0	66
Welker	9	0	9	0			0	54
Hernandez	7	0	7	0			0	42
Branch	5	0	5	0			0	30
Brady	3	3	0	0			0	18
Woodhead	1	1	0	0			0	10
Edelman	1	0	0	1			0	6
S. Moore LG	1	0	0	1			0	6
S. Moore TM	1	0	0	1			0	6
Ninkovich	1	0	0	1			0	6
Ochocinco	1	0	1	0			0	6
Ridley	1	1	0	0			0	6
Vereen	1	1	0	0			0	6
Wilfork	1	0	0	1			0	6
TEAM	61	18	39	4	59/59	28/33	0	513
OPPONENTS	40	13	26	1	38/38	20/23	2	342
2-Pt Conv: Woodhead 2, TM 2-2, OPP 0-2								
SACKS: Anderson 10, A. Carter 10, Ninkovich 6.5, Wilfork 3.5, Love 3, Deaderick 2, Chung 1, Ellis 1, Mayo 1, Warren 1, Pryor 0.5, Wright 0.5, TM 40, OPP 32								
1/1, Welker 1/0								

* RUSHING	No.	Yds	Avg	Long	TD
Green-Ellis	181	667	3.7	18	11
Ridley	87	441	5.1	33t	1
Woodhead	77	351	4.6	12	1
Brady	43	109	2.5	13	3
Faulk	17	57	3.4	9	0
Vereen	15	57	3.8	19	1
Hernandez	5	45	9.0	19	0
Welker	4	30	7.5	19	0
Edelman	4	8	2.0	6	0
R. Gronkowski	1	2	2.0	2t	1
Hoyer	4	-3	-8	0	0
TEAM	438	1764	4.0	33t	18
OPPONENTS	405	1874	4.6	41	13

* RECEIVING	No.	Yds	Avg	Long	TD
Welker	122	1569	12.9	99t	9
R. Gronkowski	90	1327	14.7	52t	17
Hernandez	79	910	11.5	46	7
Branch	51	702	13.8	63	5
Woodhead	18	157	8.7	16	0
Ochocinco	15	276	18.4	53	1
Green-Ellis	9	159	17.7	53	0
Faulk	7	34	4.9	18	0
Edelman	4	34	8.5	11	0
Underwood	3	30	10.0	13	0
Ridley	3	13	4.3	8	0
Slater	1	46	46.0	46	0
TEAM	402	5257	13.1	99t	39
OPPONENTS	386	4977	12.9	58	26

* INTERCEPTIONS	No.	Yds	Avg	Long	TD
Arrington	7	92	13.1	28	0
Wilfork	2	47	23.5	28	0
Molden	2	40	20.0	27	0
McCourty	2	38	19.0	38	0
Ninkovich	2	30	15.0	18	1
S. Moore LG	2	26	13.0	21t	1
S. Moore TM	2	26	13.0	21t	1
Mayo	2	4	2.0	2	0
Guyton	1	17	17.0	17	0
Brown	1	2	2.0	2	0
Adams TM	1	0	0.0	0	0
Chung	1	0	0.0	0	0
TEAM	23	296	12.9	38	2
OPPONENTS	12	186	15.5	42	1

* PUNTING	No.	Yds	Avg	Net	TB	In	Lg	B
Mesko	57	2648	46.5	41.5	3	24	65	0
TEAM	57	2648	46.5	41.5	3	24	65	0
OPPONENTS	67	3055	45.6	39.1	2	26	64	0

* PUNT RETURNS	Ret	FC	Yds	Avg	Long	TD
Edelman	28	7	300	10.7	72t	1
Welker	8	6	82	10.3	25	0
Faulk	2	0	11	5.5	7	0
TEAM	38	13	393	10.3	72t	1
OPPONENTS	26	18	220	8.5	26	0

* KICKOFF RETURNS	No.	Yds	Avg	Long	TD
Woodhead	20	437	21.9	37	0
Edelman	12	284	23.7	37	0
Ridley	7	152	21.7	32	0
Slater	4	68	17.0	22	0
R. Gronkowski	1	11	11.0	11	0
McCourty	1	24	24.0	24	0
Ninkovich	1	10	10.0	10	0
TEAM	46	986	21.4	37	0
OPPONENTS	60	1294	21.6	88	0

* FIELD GOALS	1-19	20-29	30-39	40-49	50+
Gostkowski	1/ 1	12/13	5/ 6	9/11	1/2
TEAM	1/ 1	12/13	5/ 6	9/11	1/2
OPPONENTS	0/ 0	14/15	2/ 2	4/ 6	0/0
Gostkowski: (48N,20G) (22G,47G) (23G) (44G) (44G, 24G,28G) (31G,26G) (46G,42N) (27N,32G,45G) (50G,36G, 27G) (21G,19G) (39N,45G) (39G) (23G,24G) (21G,34G) (51N,45G,42G) (47G,20G)					
OPP: (20G) () (42G,28G) (28G,26G) () (48G,22G,26G) (33G,21G,23G,44N) (22G) (24N) (26G) (43G,22G) (31G) (24G,25G) (26G) (47G) (45N)					

FUM/LOST: Brady 6/2, Edelman 3/1, Hernandez 1/1, Ridley 1/0, Slater

* PASSING	Att	Cmp	Yds	Cmp%	Yds/Att	TD	TD%	Int	Int%	Long	Sack/Lost	Rating
Brady	611	401	5235	65.6	8.57	39	6.4	12	2.0	99t	32/ 173	105.6
Hoyer	1	1	22	100.0	22.00	0	0.0	0	0.0	22	0/ 0	118.8
TEAM	612	402	5257	65.7	8.59	39	6.4	12	2.0	99t	32/ 173	105.7
OPPONENTS	619	386	4977	62.4	8.04	26	4.2	23	3.7	58	40/ 274	86.1



2011 FINAL DEFENSIVE STATISTICS

Tackle Statistics based on Coaches Film Review

PLAYER Name	TACKLES			SACKS			INTERCEPTIONS				FUMBLES				SP. TEAMS				
	TT	UT	A	S/	Yds	OH	Int/	Yds	TD	PD	FF	FR/	Yds	TD	TT	UT	A	FF	FR
Jerod Mayo	103	67	36	1.0	5.0	6	2	4	0	4	1	0	0	0	0	0	0	0	0
Devin McCourty	94	71	23	0.0	0.0	0	2	38	0	12	0	0	0	0	5	3	2	0	0
Kyle Arrington	83	56	27	0.0	0.0	0	7	92	0	13	0	1	0	0	10	7	3	0	0
Vince Wilfork	74	45	29	3.5	17.5	8	2	47	0	3	1	2	0	1	0	0	0	0	0
James Ihedigbo	72	50	22	0.0	0.0	0	0	0	0	1	0	0	0	0	4	2	2	0	0
Patrick Chung	67	39	28	1.0	3.0	2	1	0	0	4	0	0	0	0	2	1	1	0	0
Rob Ninkovich	62	46	16	6.5	54.0	9	2	30	1	4	1	2	0	0	1	0	1	0	1
Andre Carter	59	37	22	10.0	70.0	22	0	0	0	1	2	0	0	0	0	0	0	0	0
Kyle Love	55	30	25	3.0	14.0	5	0	0	0	0	0	1	0	0	0	0	0	0	0
Brandon Spikes	51	36	15	0.0	0.0	1	0	0	0	1	0	0	0	0	0	0	0	0	0
Gary Guyton	46	33	13	0.0	0.0	0	1	17	0	1	0	0	0	0	0	0	0	0	0
Dane Fletcher	37	25	12	0.0	0.0	6	0	0	0	0	1	0	0	0	5	5	0	0	1
Mark Anderson	36	26	10	10.0	75.0	14	0	0	0	1	2	1	0	0	0	0	0	0	0
Sergio Brown	30	27	3	0.0	0.0	0	1	2	0	1	0	0	0	0	9	6	3	0	0
Antwaun Molden	28	22	6	0.0	0.0	0	2	40	0	3	0	0	0	0	11	8	3	0	0
Tracy White	25	19	6	0.0	0.0	0	0	0	0	1	0	0	0	0	14	11	3	0	0
Brandon Deaderick	20	12	8	2.0	13.0	2	0	0	0	0	0	0	0	0	0	0	0	0	0
Nate Jones	19	12	7	0.0	0.0	0	0	0	0	1	0	0	0	0	0	0	0	0	0
Shaun Ellis	18	9	9	1.0	7.0	3	0	0	0	0	0	0	0	0	0	0	0	0	0
Leigh Bodden	16	14	2	0.0	0.0	0	0	0	0	4	0	0	0	0	0	0	0	0	0
Gerard Warren	16	9	7	1.0	7.0	3	0	0	0	0	0	1	0	0	0	0	0	0	0
Josh Barrett	14	9	5	0.0	0.0	0	0	0	0	0	0	0	0	0	3	3	0	0	0
Julian Edelman	14	10	4	0.0	0.0	0	0	0	0	0	0	0	0	0	5	5	0	0	0
Matthew Slater	10	8	2	0.0	0.0	0	0	0	0	0	1	0	0	0	17	13	4	0	0
Phillip Adams	8	8	0	0.0	0.0	1	1	0	0	1	0	0	0	0	0	0	0	0	0
Niko Koutouvides	8	6	2	0.0	0.0	0	0	0	0	0	0	0	0	0	9	7	2	0	1
Sterling Moore	7	6	1	0.0	0.0	0	2	26	1	2	0	0	0	0	0	0	0	0	0
Albert Haynesworth	6	3	3	0.0	0.0	2	0	0	0	0	0	0	0	0	0	0	0	0	0
Jeff Tarpinian	4	4	0	0.0	0.0	0	0	0	0	0	0	0	0	0	8	5	3	0	0
Myron Pryor	3	2	1	0.5	4.5	3	0	0	0	0	0	0	0	0	0	0	0	0	0
Ras-I Dowling	3	2	1	0.0	0.0	0	0	0	0	0	0	0	0	0	0	0	0	0	0
Ron Brace	3	1	2	0.0	0.0	0	0	0	0	0	1	0	0	0	0	0	0	0	0
A.J. Edds	2	1	1	0.0	0.0	0	0	0	0	0	0	0	0	0	0	0	0	0	0
Alex Silvestro	2	0	2	0.0	0.0	0	0	0	0	0	0	0	0	0	0	0	0	0	0
Mike Wright	1	0	1	0.5	4.0	1	0	0	0	0	0	0	0	0	0	0	0	0	0
Jermaine Cunningham	1	0	1	0.0	0.0	0	0	0	0	0	0	0	0	0	0	0	0	0	0
Ross Ventrone	1	1	0	0.0	0.0	0	0	0	0	0	0	0	0	0	2	1	1	0	0
Stephen Gostkowski	0	0	0	0.0	0.0	0	0	0	0	0	0	0	0	0	5	3	2	0	0
Zoltan Mesko	0	0	0	0.0	0.0	0	0	0	0	0	0	0	0	0	1	0	1	0	0
Danny Woodhead	0	0	0	0.0	0.0	0	0	0	0	0	0	0	0	0	5	2	3	0	0
Shane Vereen	0	0	0	0.0	0.0	0	0	0	0	0	0	0	0	0	1	0	1	0	0
BenJarvus Green-Ellis	0	0	0	0.0	0.0	0	0	0	0	0	0	0	0	0	2	2	0	0	0
Malcolm Williams	0	0	0	0.0	0.0	0	0	0	0	0	0	0	0	0	1	0	1	0	0
Dannv Aiken	0	0	0	0.0	0.0	0	0	0	0	0	0	0	0	0	6	4	2	0	0
TOTALS	1098	746	352	40.0	274.0	88	23	296	2	58	10	8	0	1	126	88	38	0	2

FUMBLES - LOST (13-5)				
No.	Lost	Rec	O.B.	
Tom Brady	6	2	2	0
Julian Edelman	3	1	2	0
Aaron Hernandez	1	1	0	0
Matthew Slater	1	1	0	0
Wes Welker	1	0	0	0
Stevan Ridley	1	0	0	1
Antwaun Molden	0	0	1	0
TOTALS	13	5	5	1
MISC. OFFENSIVE STATS				
Tkl	Ast	FF	FR	
Deion Branch	2	0	0	0
BenJarvus Green-Ellis	1	0	0	0
Rob Gronkowski	2	0	0	0
Matt Light	1	1	0	0
Nate Solder	1	0	0	0
Sebastian Vollmer	1	0	0	0
Wes Welker	1	1	0	0
Danny Woodhead	2	0	0	0
Tiquan Underwood	1	0	0	0
TOTALS	12	2	0	0

KEY	
TT-Total Tackles	Int/Yds-Interceptions/Yards Returned
UT-Unassisted Tackles	PD-Passes Defensed
A-Assisted Tackles	FF-Forced Fumbles

BLOCKED KICKS		
XP	FG	P
Totals		



2011 POSTSEASON OFFENSIVE STATISTICS

WON 2, LOST 1

01/14 W 45-10	Denver	68,756
01/22 W 23-20	Baltimore	68,756
02/05 L 17-21	New York Giants	68,658
	N.E.	Opp.
TOTAL FIRST DOWNS	77	60
Rushing	23	20
Passing	49	38
Penalty	5	2
3rd Down: Made/Att	14/29	21/46
3rd Down Pct.	48.3	45.7
4th Down: Made/Att	2/2	2/4
4th Down Pct.	100.0	50.0
POSSESSION AVG.	25:20	34:40
TOTAL NET YARDS	1188	1046
Avg. Per Game	396.0	348.7
Total Plays	194	212
Avg. Per Play	6.1	4.9
NET YARDS RUSHING	325	374
Avg. Per Game	108.3	124.7
Total Rushes	80	99
NET YARDS PASSING	863	672
Avg. Per Game	287.7	224.0
Sacked/Yards Lost	3/15	11/66
Gross Yards	878	738
Att./Completions	111/75	102/61
Completion Pct.	67.6	59.8
Had Intercepted	4	1
PUNTS/AVERAGE	8/43.3	15/40.7
NET PUNTING AVG.	8/39.0	15/37.0
PENALTIES/YARDS	8/53	15/112
FUMBLES/BALL LOST	3/2	5/1
TOUCHDOWNS	10	5
Rushing	2	2
Passing	8	3
Returns	0	0

* SCORE BY PERIODS	Q1	Q2	Q3	Q4	OT	PTS
TEAM	17	41	17	10	0	85
OPPONENTS	9	17	19	6	0	51

* SCORING	T	D	Ru	Pa	Rt	K	PAT	FG	S	PTS
Gostkowski	0	0	0	0	0	10/10	5/ 5	0	25	
R. Gronkowski	3	0	3	0				0	18	
Hernandez	2	0	2	0				0	12	
Brady	1	1	0	0				0	6	
Branch	1	0	1	0				0	6	
Green-Ellis	1	1	0	0				0	6	
Welker	1	0	1	0				0	6	
Woodhead	1	0	1	0				0	6	
TEAM	10	2	8	0	10/10	5/ 5	0	85		
OPPONENTS	5	2	3	0	4/ 4	5/ 6	1	51		

2-Pt Conv: TM 0-0, OPP 0-1
 SACKS: Anderson 2.5, Wilfork 2.5,
 Ninkovich 2, Deaderick 1, Ellis 1,
 Ihedigbo 1, Spikes 1, TM 11, OPP 3
 FUM/LOST: Ridley 1/1, Welker 1/0,
 Woodhead 1/1

* RUSHING	No.	Yds	Avg	Long	TD
Green-Ellis	38	140	3.7	17	1
Hernandez	8	70	8.8	43	0
Woodhead	17	61	3.6	11	0
Ridley	4	21	5.3	11	0
Welker	2	21	10.5	11	0
Brady	9	10	1.1	4	1
Polite	1	3	3.0	3	0
Edelman	1	-1	-1.0	-1	0
TEAM	80	325	4.1	43	2
OPPONENTS	99	374	3.8	24	2

* RECEIVING	No.	Yds	Avg	Long	TD
Hernandez	19	188	9.9	20	2
Welker	19	168	8.8	19	1
R. Gronkowski	17	258	15.2	28	3
Branch	8	148	18.5	61t	1
Woodhead	5	49	9.8	19	1
Green-Ellis	3	23	7.7	8	0
Edelman	2	19	9.5	11	0
Ochocinco	1	21	21.0	21	0
Ridley	1	4	4.0	4	0
TEAM	75	878	11.7	61t	8
OPPONENTS	61	738	12.1	42	3

* INTERCEPTIONS	No.	Yds	Avg	Long	TD
Spikes	1	19	19.0	19	0
TEAM	1	19	19.0	19	0
OPPONENTS	4	56	14.0	39	0

* PUNTING	No.	Yds	Avg	Net	TB	In	Lg	B
Mesko	7	298	42.6	37.7	1	3	53	0
Brady	1	48	48.0	48.0	0	1	48	0
TEAM	8	346	43.3	39.0	1	4	53	0
OPPONENTS	15	610	40.7	37.0	1	5	51	0

* PUNT RETURNS	Ret	FC	Yds	Avg	Long	TD
Edelman	4	2	35	8.8	15	0
Welker	1	2	0	0.0	0	0
Faulk	0	2	0	---	---	0
TEAM	5	6	35	7.0	15	0
OPPONENTS	2	3	14	7.0	10	0

* KICKOFF RETURNS	No.	Yds	Avg	Long	TD
Woodhead	4	129	32.3	41	0
Edelman	3	73	24.3	31	0
TEAM	7	202	28.9	41	0
OPPONENTS	9	163	18.1	34	0

* FIELD GOALS	1-19	20-29	30-39	40-49	50+
Gostkowski	0/ 0	4/ 4	1/ 1	0/ 0	0/ 0
TEAM	0/ 0	4/ 4	1/ 1	0/ 0	0/ 0
OPPONENTS	0/ 0	1/ 1	3/ 4	1/ 1	0/ 0
Gostkowski: (20G) (29G,35G,24G) (29G)					
TM: (20G) (29G,35G,24G) (29G)					
OPP: (41G) (20G,39G,32N) (38G,33G)					

* PASSING	Att	Cmp	Yds	Cmp%	Yds/Att	TD	TD%	Int	Int%	Long	Sack/Lost	Rating
Brady	111	75	878	67.6	7.91	8	7.2	4	3.6	61t	3/ 15	100.4
TEAM	111	75	878	67.6	7.91	8	7.2	4	3.6	61t	3/ 15	100.4
OPPONENTS	102	61	738	59.8	7.24	3	2.9	1	1.0	42	11/ 66	87.8



2011 POSTSEASON DEFENSIVE STATISTICS

PLAYER Name	TACKLES			SACKS			INTERCEPTIONS				FUMBLES				SP. TEAMS				
	TT	UT	A	S/	Yds	OH	Int/	Yds	TD	PD	FF	FR	Yds	TD	TT	UT	A	FF	FR
Jerod Mayo	32	16	16	0.0	0.0	1	0	0	0	1	1	0	0	0	0	0	0	0	0
Brandon Spikes	27	14	13	1.0	4.0	2	1	19	0	2	1	1	0	0	0	0	0	0	0
James Ihedigbo	20	10	10	1.0	12.0	1	0	0	0	0	0	0	0	0	0	0	0	0	0
Devin McCourty	19	14	5	0.0	0.0	0	0	0	0	0	0	0	0	0	0	0	0	0	0
Kyle Arrington	17	13	4	0.0	0.0	1	0	0	0	1	0	0	0	0	2	1	1	1	0
Rob Ninkovich	16	8	8	2.0	12.5	4	0	0	0	0	1	0	0	0	0	0	0	0	0
Patrick Chung	15	5	10	0.0	0.0	0	0	0	0	1	0	0	0	0	0	0	0	0	0
Vince Wilfork	12	8	4	2.5	14.5	3	0	0	0	0	0	0	0	0	0	0	0	0	0
Mark Anderson	10	7	3	2.5	16.0	4	0	0	0	1	0	0	0	0	0	0	0	0	0
Kyle Love	9	3	6	0.0	0.0	1	0	0	0	1	0	0	0	0	0	0	0	0	0
Dane Fletcher	7	4	3	0.0	0.0	1	0	0	0	0	0	0	0	0	1	1	0	0	0
Gerard Warren	7	3	4	0.0	0.0	0	0	0	0	0	0	0	0	0	0	0	0	0	0
Antwaun Molden	7	6	1	0.0	0.0	0	0	0	0	0	0	0	0	0	1	1	0	0	0
Sterling Moore	6	6	0	0.0	0.0	0	0	0	0	6	0	0	0	0	1	0	1	0	0
Brandon Deaderick	5	3	2	1.0	2.0	1	0	0	0	0	0	0	0	0	0	0	0	0	0
Shaun Ellis	3	1	2	1.0	5.0	1	0	0	0	0	0	0	0	0	0	0	0	0	0
Tracy White	3	1	2	0.0	0.0	0	0	0	0	0	0	0	0	0	1	1	0	0	0
Julian Edelman	2	2	0	0.0	0.0	0	0	0	0	0	1	0	0	0	1	1	0	0	0
Niko Koutouvides	1	1	0	0.0	0.0	1	0	0	0	0	0	0	0	0	0	0	0	0	0
Nate Jones	1	0	1	0.0	0.0	0	0	0	0	0	0	0	0	0	0	0	0	0	0
Sergio Brown	0	0	0	0.0	0.0	0	0	0	0	0	0	0	0	0	3	3	0	0	0
Stephen Gostkowski	0	0	0	0.0	0.0	0	0	0	0	0	0	0	0	0	1	0	1	0	0
Matthew Slater	0	0	0	0.0	0.0	0	0	0	0	0	0	0	0	0	4	3	1	0	0
TOTALS	219	125	94	11.0	66.0	21	1	19	0	13	4	1	0	0	15	11	4	0	2

FUMBLES - LOST (3-2)				
No.	Lost	Rec	O.B.	
Stevan Ridley	1	1	0	0
Wes Welker	1	0	0	0
Danny Woodhead	1	1	0	0
TOTALS	3	2	0	0
MISC. OFFENSIVE STATS				
Tkl	Ast	FF	FR	
Julian Edelman	1	0	1	0
Rob Gronkowski	1	0	0	0
Aaron Hernandez	1	0	0	0
TOTALS	1	0	1	0

KEY	
TT-Total Tackles	Int/Yds-Interceptions/Yards Returned
UT-Unassisted Tackles	PD-Passes Defensed
Totals	



2012 New England Patriots Roster

AS OF SEPTEMBER 3, 2012

ALPHABETICAL ROSTER

#	NAME	POS	HT	WT	BORN	YR	COLLEGE	H.S. HOMETOWN
48	Aiken, Danny	LS	6-4	260	8/28/1988	2	Virginia	Roanoke, Va.
24	Arrington, Kyle	CB	5-10	195	8/12/1986	4	Hofstra	Accokeek, Md.
92	Bequette, Jake	DE	6-4	265	2/21/1989	R	Arkansas	Little Rock, Ark.
38	Bolden, Brandon	RB	5-11	220	1/26/1990	R	Mississippi	Baton Rouge, La.
97	Brace, Ron	DL	6-3	330	12/18/1986	4	Boston College	Worcester, Mass.
12	Brady, Tom	QB	6-4	225	8/3/1977	13	Michigan	San Mateo, Calif.
61	Cannon, Marcus	OL	6-5	340	5/6/1988	2	Texas Christian	Odessa, Texas
25	Chung, Patrick	S	5-11	210	8/19/1987	4	Oregon	Rancho Cucamonga, Calif.
23	Cole, Marquice	CB	5-10	195	11/13/1983	4	Northwestern	Hazel Crest, Ill.
63	Connolly, Dan	OL	6-4	310	9/2/1982	7	Southeast Missouri St.	St. Louis, Mo.
96	Cunningham, Jermaine	DE	6-3	255	4/24/1988	3	Florida	Stone Mountain, Ga.
71	Deaderick, Brandon	DL	6-4	305	8/19/1987	3	Alabama	Elizabethtown, Ky.
37	Dennard, Alfonzo	CB	5-10	200	9/9/1989	R	Nebraska	Rochelle, Ga.
21	Dowling, Ras-I	CB	6-1	210	5/9/1988	2	Virginia	Chesapeake, Va.
43	Ebner, Nate	DB	6-0	210	12/14/1988	R	Ohio State	Dublin, Ohio
11	Edelman, Julian	WR	5-10	200	5/22/1986	4	Kent State	Redwood City, Calif.
86	Fells, Daniel	TE	6-4	265	9/23/1983	6	UC Davis	Fullerton, Calif.
98	Forston, Marcus	DL	6-3	305	9/28/1989	R	Miami (Fla.)	Maimi, Fla.
94	Francis, Justin	DE	6-4	270	2/8/1989	R	Rutgers	Opa-Locka, Fla.
3	Gostkowski, Stephen	K	6-1	215	1/28/1984	7	Memphis	Madison, Miss.
28	Gregory, Steve	S	5-11	200	1/8/1983	7	Syracuse	Staten Island, N.Y.
87	Gronkowski, Rob	TE	6-6	265	5/14/1989	3	Arizona	Pittsburgh, Pa.
81	Hernandez, Aaron	TE	6-1	245	11/6/1989	3	Florida	Bristol, Conn.
54	Hightower, Dont'a	LB	6-3	270	3/12/1990	R	Alabama	Lewisburg, Tenn.
95	Jones, Chandler	DE	6-5	260	2/27/1990	R	Syracuse	Endicott, N.Y.
85	Lloyd, Brandon	WR	6-0	200	7/5/1981	10	Illinois	Blue Springs, Mo.
74	Love, Kyle	DL	6-1	315	11/18/1986	3	Mississippi State	Fairburn, Ga.
15	Mallett, Ryan	QB	6-6	245	6/5/1988	2	Arkansas	Texarkana, Texas
70	Mankins, Logan	G	6-4	310	3/10/1982	8	Fresno State	Catheys Valley, Calif.
51	Mayo, Jerod	LB	6-1	250	2/23/1986	5	Tennessee	Hampton, Va.
32	McCourty, Devin	CB	5-10	195	8/13/1987	3	Rutgers	Montvale, N.J.
65	McDonald, Nick	OL	6-4	305	6/27/1987	3	Grand Valley State	Sterling Heights, Mich.
14	Mesko, Zoltan	P	6-5	230	3/6/1986	3	Michigan	Twinsburg, Ohio
29	Moore, Sterling	DB	5-10	200	2/3/1990	2	Southern Methodist	Antioch, Calif.
50	Ninkovich, Rob	DL	6-2	260	2/1/1984	7	Purdue	Blue Island, Ill.
22	Ridley, Stevan	RB	5-11	220	1/27/1989	2	Louisiana State	Natchez, Miss.
59	Rivera, Mike	LB	6-2	255	1/10/1986	1	Kansas	Shawnee Mission, Kan.
17	Salas, Greg	WR	6-1	209	8/25/1988	2	Hawaii	Chino, Calif.
99	Scott, Trevor	DE	6-5	250	8/30/1984	5	Buffalo	Potsdam, N.Y.
80	Shiancoe, Visanthe	TE	6-4	250	6/18/1980	10	Morgan State	Laurel, Md.
18	Slater, Matthew	WR	6-0	210	9/9/1985	5	UCLA	Anaheim, Calif.
77	Solder, Nate	T	6-8	320	4/12/1988	2	Colorado	Buena Vista, Colo.
55	Spikes, Brandon	LB	6-2	255	9/3/1987	3	Florida	Shelby, N.C.
69	Tennant, Matt	OL	6-4	300	3/19/1987	3	Boston College	Cincinnati, Ohio
64	Thomas, Donald	OL	6-4	305	9/25/1985	5	Connecticut	New Haven, Conn.
34	Vereen, Shane	RB	5-9	205	5/2/1989	2	California	Valencia, Calif.
76	Vollmer, Sebastian	T	6-8	320	7/10/1984	4	Houston	Kaarst, Germany
83	Welker, Wes	WR	5-9	185	5/1/1981	9	Texas Tech	Oklahoma City, Okla.
62	Wendell, Ryan	OL	6-2	300	3/4/1986	4	Fresno State	Diamond Bar, Calif.
58	White, Tracy	LB	6-0	235	4/14/1981	10	Howard	St. Stephen, S.C.
75	Wilfork, Vince	DL	6-2	325	11/4/1981	9	Miami (Fla.)	Boynton Beach, Fla.
27	Wilson, Tavon	DB	6-0	210	3/19/1990	R	Illinois	Washington, D.C.
39	Woodhead, Danny	RB	5-8	200	1/25/1985	5	Chadron State	North Platte, Neb.

NUMERICAL ROSTER

#	NAME	POS
3	Stephen Gostkowski	K
11	Julian Edelman	WR
12	Tom Brady	QB
14	Zoltan Mesko	P
15	Ryan Mallett	QB
17	Greg Salas	WR
18	Matthew Slater	WR
21	Ras-I Dowling	CB
22	Stevan Ridley	RB
23	Marquice Cole	CB
24	Kyle Arrington	CB
25	Patrick Chung	S
27	Tavon Wilson	DB
28	Steve Gregory	S
29	Sterling Moore	DB
32	Devin McCourty	CB
34	Shane Vereen	RB
37	Alfonzo Dennard	CB
38	Brandon Bolden	RB
39	Danny Woodhead	RB
43	Nate Ebner	DB
48	Danny Aiken	LS
50	Rob Ninkovich	DL
51	Jerod Mayo	LB
54	Dont'a Hightower	LB
55	Brandon Spikes	LB
58	Tracy White	LB
59	Mike Rivera	LB
61	Marcus Cannon	OL
62	Ryan Wendell	OL
63	Dan Connolly	OL
64	Donald Thomas	OL
65	Nick McDonald	OL
69	Matt Tennant	OL
70	Logan Mankins	G
71	Brandon Deaderick	DL
74	Kyle Love	DL
75	Vince Wilfork	DL
76	Sebastian Vollmer	T
77	Nate Solder	T
80	Visanthe Shiancoe	TE
81	Aaron Hernandez	TE
83	Wes Welker	WR
85	Brandon Lloyd	WR
86	Daniel Fells	TE
87	Rob Gronkowski	TE
92	Jake Bequette	DE
94	Justin Francis	DE
95	Chandler Jones	DE
96	Jermaine Cunningham	DE
97	Ron Brace	DL
98	Marcus Forston	DL
99	Trevor Scott	DE

PRACTICE SQUAD

#	NAME	POS	HT	WT	BORN	YR	COLLEGE	H.S. HOMETOWN
72	Austin, Thomas	OL	6-4	308	11/14/1986	2	Clemson	Camden, S.C.
46	Develin, Thomas	RB	6-3	251	7/23/1988	2	Brown	Gilbertsville, Pa.
36	Kettani, Eric	FB	5-11	240	3/26/1987	1	Navy	Kirtland, Ohio
19	Kirkland, Sam	WR	6-0	190	11/8/1988	R	Kent State	Chesapeake, Va.
68	Kopa, Matt	OL	6-6	310	2/25/1987	2	Stanford	Elk Grove, Calif.
49	Silvestro, Alex	TE	6-3	260	11/15/1988	1	Rutgers	Gibbstown, N.J.
53	Tarpinian, Jeff	LB	6-3	240	10/16/1987	2	Iowa	Omaha, Neb.
41	Williams, Malcolm	DB	5-11	205	11/22/1987	2	Texas Christian	Grand Prairie, Texas

PRACTICE SQUAD

#	NAME	POS
19	Sam Kirkland	WR
36	Eric Kettani	FB
46	James Develin	RB
41	Malcolm Williams	DB
49	Alex Silvestro	TE
53	Jeff Tarpinian	LB
68	Matt Kopa	OL
72	Thomas Austin	OL

RESERVE/DID NOT REPORT

#	NAME	POS	HT	WT	BORN	YR	COLLEGE	H.S. HOMETOWN
54	Waters, Brian	G	6-3	320	2/18/1977	13	North Texas	Waxahachie, Texas

RESERVE/DID NOT REPORT

#	NAME	POS
54	Brian Waters	G

RESERVE/P.U.P. LIST

#	NAME	POS	HT	WT	BORN	YR	COLLEGE	H.S. HOMETOWN
88	Ballard, Jake	TE	6-6	275	12/21/1987	2	Ohio State	Springboro, Ohio
91	Pryor, Myron	DL	6-1	305	6/13/1986	4	Kentucky	Louisville, Ky.

RESERVE/P.U.P. LIST

#	NAME	POS
91	Myron Pryor	DL
88	Jake Ballard	TE

RESERVE/N.F.I. LIST

#	NAME	POS	HT	WT	BORN	YR	COLLEGE	H.S. HOMETOWN
66	Zusevics, Markus	T	6-5	300	4/25/1989	R	Iowa	Arlington Heights, Ill.

RESERVE/N.F.I. LIST

#	NAME	POS
66	Markus Zusevics	T

EXEMPT/LEFT SQUAD

#	NAME	POS	HT	WT	BORN	YR	COLLEGE	H.S. HOMETOWN
42	Fiammetta, Tony	FB	6-0	250	8/22/1986	4	Syracuse	Walkersville, Md.

EXEMPT/LEFT SQUAD

#	NAME	POS
42	Tony Fiammetta	FB

RESERVE/INJURED LIST

#	NAME	POS	HT	WT	BORN	YR	COLLEGE	H.S. HOMETOWN
26	Allen, Will	CB	5-10	195	8/5/1978	12	Syracuse	Syracuse, N.Y.
30	Barrett, Josh	S	6-2	225	11/22/1984	5	Arizona State	Reno, Nev.
42	Demps, Jeff	RB	5-7	191	1/8/1990	R	Florida	Groveland, Fla.
52	Fletcher, Dane	LB	6-2	245	9/14/1986	3	Montana State	Bozeman, Montana
82	Herman, Brad	TE	6-5	255	12/29/1989	R	Iowa	Metamora, Ill.
69	Hix, Kyle	OL	6-7	315	9/23/1988	2	Texas	Aledo, Tex.
46	Larsen, Spencer	FB	6-2	245	3/4/1984	5	Arizona	Gilbert, Ariz.
71	Richard, Jamey	OL	6-5	295	10/9/1984	5	Buffalo	Weston, Conn.

RESERVE/INJURED LIST

#	NAME	POS
26	Will Allen	CB
30	Josh Barrett	S
42	Jeff Demps	RB
46	Spencer Larsen	FB
52	Dane Fletcher	LB
69	Kyle Hix	OL
71	Jamey Richard	OL
82	Brad Herman	TE

RESERVE/MILITARY LIST

#	NAME	POS	HT	WT	BORN	YR	COLLEGE	H.S. HOMETOWN
15	White, Shun	WR	5-8	195	12/9/1985	1	Navy	Memphis, Tenn.

RESERVE/MILITARY LIST

#	NAME	POS
15	Shun White	WR

HEAD COACH: BILL BELICHICK

ASSISTANTS: Josh Boyer, Cornerbacks; Moses Cabrera, Assistant Strength and Conditioning; Ivan Fears, Running Backs; Brian Flores, Safeties;

George Godsey, Tight Ends; Patrick Graham, Defensive Line; Pepper Johnson, Linebackers; Joe Judge, Special Teams Assistant; Josh McDaniels, Offensive Coordinator/Quarterbacks;

Harold Nash, Head Strength and Conditioning; Scott O'Brien, Special Teams; Chad O'Shea, Receivers; Matt Patricia, Defensive Coordinator; Dante Scarnecchia, Assistant Head Coach/Offensive Line



2012 Numerical Roster

September 3, 2012

3	Stephen Gostkowski	K	6-1	215	28	7	Memphis	D4b-06
11	Julian Edelman	WR	5-10	200	26	4	Kent State	D7a-09
12	Tom Brady	QB	6-4	225	35	13	Michigan	D6b-00
14	Zoltan Mesko	P	6-5	230	26	3	Michigan	D5-10
15	Ryan Mallett	QB	6-6	245	24	2	Arkansas	D3b-11
17	Greg Salas	WR	6-1	209	24	2	Hawaii	TR(STL)-12
18	Matthew Slater	WR	6-0	210	26	5	UCLA	D5-08
21	Ras-I Dowling	CB	6-1	210	24	2	Virginia	D2a-11
22	Stevan Ridley	RB	5-11	220	23	2	Louisiana State	D3a-11
23	Marquice Cole	CB	5-10	195	28	4	Northwestern	FA-12
24	Kyle Arrington	CB	5-10	195	26	4	Hofstra	FA-09
25	Patrick Chung	S	5-11	210	25	4	Oregon	D2a-09
27	Tavon Wilson	DB	6-0	210	22	R	Illinois	D2-12
28	Steve Gregory	S	5-11	200	29	7	Syracuse	UFA(SD)-12
29	Sterling Moore	DB	5-10	200	22	2	Southern Methodist	FA-11
32	Devin McCourty	CB	5-10	195	25	3	Rutgers	D1-10
34	Shane Vereen	RB	5-9	205	23	2	California	D2b-11
37	Alfonzo Dennard	DB	5-10	200	22	R	Nebraska	D7a-12
38	Brandon Bolden	RB	5-11	220	22	R	Mississippi	FA-12
39	Danny Woodhead	RB	5-8	200	27	5	Chadron State	FA-10
43	Nate Ebner	DB	6-0	210	23	R	Ohio State	D6-12
48	Danny Aiken	LS	6-4	260	24	2	Virginia	CW(BUF)-11
50	Rob Ninkovich	DL	6-2	260	28	7	Purdue	FA-09
51	Jerod Mayo	LB	6-1	250	26	5	Tennessee	D1-08
54	Dont'a Hightower	LB	6-3	270	22	R	Alabama	D1b-12
55	Brandon Spikes	LB	6-2	255	25	3	Florida	D2c-10
58	Tracy White	LB	6-0	235	31	10	Howard	TR(PHI)-10
59	Mike Rivera	LB	6-2	255	26	1	Kansas	FA-11
61	Marcus Cannon	OL	6-5	340	24	2	Texas Christian	D5a-11
62	Ryan Wendell	OL	6-2	300	26	4	Fresno State	FA-08
63	Dan Connolly	OL	6-4	310	30	7	Southeast Missouri St.	FA(JAX)-08
64	Donald Thomas	OL	6-4	305	26	5	Connecticut	FA-11
65	Nick McDonald	OL	6-4	305	25	3	Grand Valley State	FA-11
69	Matt Tennant	OL	6-4	300	25	3	Boston College	CW(NO)-12
70	Logan Mankins	G	6-4	310	30	8	Fresno State	D1-05
71	Brandon Deaderick	DL	6-4	305	25	3	Alabama	D7b-10
74	Kyle Love	DL	6-1	315	25	3	Mississippi State	FA-10
75	Vince Wilfork	DL	6-2	325	30	9	Miami (Fla.)	D1a-04
76	Sebastian Vollmer	T	6-8	320	28	4	Houston	D2d-09
77	Nate Solder	T	6-8	320	24	2	Colorado	D1-11
80	Visanthe Shiancoe	TE	6-4	250	32	10	Morgan State	FA-12
81	Aaron Hernandez	TE	6-1	245	22	3	Florida	D4-10
83	Wes Welker	WR	5-9	185	31	9	Texas Tech	TR(MIA)-07
85	Brandon Lloyd	WR	6-0	200	31	10	Illinois	UFA(STL)-12
86	Daniel Fells	TE	6-4	265	28	6	UC Davis	UFA(DEN)-12
87	Rob Gronkowski	TE	6-6	265	23	3	Arizona	D2a-10
92	Jake Bequette	DE	6-5	265	23	R	Arkansas	D3-12
94	Justin Francis	DE	6-4	270	23	R	Rutgers	FA-12
95	Chandler Jones	DE	6-5	260	22	R	Syracuse	D1a-12
96	Jermaine Cunningham	DE	6-3	255	24	3	Florida	D2b-10
97	Ron Brace	DL	6-3	330	25	4	Boston College	D2b-09
98	Marcus Forston	DL	6-3	305	22	R	Miami (Fla.)	FA-12
99	Trevor Scott	DE	6-5	250	28	5	Buffalo	UFA(OAK)-12

PRACTICE SQUAD

#	NAME	POS	HT	WT	AGE	YR	COLLEGE	ACQ.
19	Sam Kirkland	WR	6-0	190	23	R	Kent State	FA-12
36	Eric Kettani	FB	5-11	240	25	1	Navy	FA-12
41	Malcolm Williams	DB	5-11	205	24	2	Texas Christian	D7-11
46	James Develin	RB	6-3	251	24	2	Brown	FA-12
49	Alex Silvestro	TE	6-3	260	23	1	Rutgers	FA-11
53	Jeff Tarpinian	LB	6-3	240	24	2	Iowa	FA-11
68	Matt Kopa	OL	6-6	310	25	2	Stanford	FA-11
72	Thomas Austin	OL	6-4	308	25	2	Clemson	FA-12

RESERVE/DID NOT REPORT

#	NAME	POS	HT	WT	AGE	YR	COLLEGE	ACQ.
54	Brian Waters	G	6-3	320	35	13	North Texas	FA-11

RESERVE/P.U.P. LIST

#	NAME	POS	HT	WT	AGE	YR	COLLEGE	DATE
88	Jake Ballard	TE	6-6	275	24	2	Ohio State	(8/27/12)
91	Myron Pryor	DL	6-1	305	26	4	Kentucky	(8/27/12)

RESERVE/N.F.I. LIST

#	NAME	POS	HT	WT	AGE	YR	COLLEGE	DATE
66	Markus Zusevics	T	6-5	300	23	R	Iowa	(8/27/12)

EXEMPT/LEFT SQUAD

#	NAME	POS	HT	WT	AGE	YR	COLLEGE	ACQ.
42	Tony Fiammetta	FB	6-0	250	26	4	Syracuse	FA-12

RESERVE/INJURED LIST

#	NAME	POS	HT	WT	AGE	YR	COLLEGE	INJURY (IR date)
26	Will Allen	CB	5-10	195	34	12	Syracuse	knee (8/27/12)
30	Josh Barrett	S	6-2	225	27	5	Arizona State	groin (8/27/12)
42	Jeff Demps	RB	5-7	191	22	R	Florida	(8/31/12)
46	Spencer Larsen	FB	6-2	245	28	5	Arizona	knee (8/27/12)
52	Dane Fletcher	LB	6-2	245	25	3	Montana State	knee (8/14/12)
69	Kyle Hix	OL	6-7	315	23	2	Texas	shoulder (8/21/12)
71	Jamey Richard	OL	6-5	295	27	5	Buffalo	head (8/2/12)
82	Brad Herman	TE	6-5	255	22	R	Iowa	Achilles (6/12/12)

RESERVE/MILITARY LIST

#	NAME	POS	HT	WT	AGE	YR	COLLEGE	DATE
15	Shun White	WR	5-8	195	26	1	Navy	(8/17/09)



2012 Transactions

UPDATED: September 3, 2012

JANUARY, 2012

1/12/2012 Hartline, Mike Signed a future contract

FEBRUARY, 2012

2/7/2012 Carter, Markell Signed a future contract
 2/7/2012 Davis, Britt Signed a future contract
 2/7/2012 Kopa, Matt Signed a future contract
 2/7/2012 Lavarias, Aaron Signed a future contract
 2/7/2012 Rivera, Mike Signed a future contract
 2/7/2012 Underwood, Tiquan Signed a future contract
 2/7/2012 Ventrone, Ross Signed a future contract
 2/14/2012 Kettani, Eric Signed a future contract
 2/22/2012 Ohmberger, Rich Released
 2/22/2012 Wright, Mike Released

MARCH, 2012

3/5/2012 Welker, Wes Designated Franchise Player
 3/13/2012 Hoyer, Brian Tendered contract
 3/13/2012 Love, Kyle Tendered contract
 3/15/2012 Slater, Matthew Signed
 3/15/2012 Harrison, Marcus Signed
 3/16/2012 Gregory, Steve Signed
 3/16/2012 White, Tracy Signed
 3/17/2012 Gonzalez, Anthony Signed
 3/19/2012 Cole, Marquice Signed
 3/19/2012 Scott, Trevor Signed
 3/20/2012 Connolly, Dan Signed
 3/20/2012 Fanene, Jonathan Signed
 3/20/2012 Fells, Daniel Signed
 3/20/2012 Lloyd, Brandon Signed
 3/20/2012 Cox, Christian Released
 3/21/2012 Allen, Will Signed
 3/21/2012 Gallery, Robert Signed
 3/23/2012 Hoyer, Brian Signed
 3/23/2012 Stallworth, Donte' Signed
 3/26/2012 Polite, Lousaka Released
 3/30/2012 Branch, Deion Signed
 3/30/2012 Fiammetta, Tony Signed
 3/30/2012 Larsen, Spencer Signed

APRIL, 2012

4/5/2012 Carpenter, Bobby Signed
 4/16/2012 Koppen, Dan Signed
 4/16/2012 Koepllin, Chris Signed
 4/26/2012 Jones, Chandler Drafted
 4/26/2012 Hightower, Dont'a Drafted
 4/27/2012 Wilson, Tavon Drafted
 4/27/2012 Bequette, Jake Drafted
 4/28/2012 Ebner, Nate Drafted
 4/28/2012 Dennard, Alfonzo Drafted
 4/28/2012 Ebert, Jeremy Drafted

MAY, 2012

5/3/2012 Warren, Gerard Signed
 5/3/2012 Underwood, Tiquan Released
 5/7/2012 Light, Matt Announced his retirement
 5/7/2012 Gaffney, Jabar Signed
 5/10/2012 Addai, Joseph Signed
 5/10/2012 Bolden, Brandon Signed
 5/10/2012 Forston, Marcus Signed
 5/10/2012 Francis, Justin Signed
 5/10/2012 Herman, Brad Signed
 5/10/2012 Roark, Matt Signed
 5/10/2012 Warren, Jeremiah Signed
 5/10/2012 Zusevics, Markus Signed
 5/15/2012 Wilosn, Tavon Signed/Draft Choice
 5/15/2012 Hartline, Mike Released
 5/17/2012 Ebert, Jeremy Signed/Draft Choice
 5/18/2012 Opperud, Jon Signed
 5/21/2012 Ebner, Nate Signed/Draft Choice
 5/21/2012 Welker, Wes Signed Franchise Tender
 5/23/2012 Jones, Chandler Signed/Draft Choice
 5/29/2012 Dennard, Alfonzo Signed/Draft Choice
 5/29/2012 Melillo, Nick Signed
 5/29/2012 Richard, Jamey Signed
 5/29/2012 Gonzalez, Anthony Released

JUNE, 2012

6/7/2012 Scaife, Bo Signed
 6/7/2012 Carter, Markell Released
 6/7/2012 Melillo, Nick Released
 6/7/2012 Ochocinco, Chad Released
 6/7/2012 Opperud, Jon Released
 6/11/2012 Holley, Jesse Signed
 6/11/2012 Ingersoll, Mike Signed
 6/11/2012 Urban, Tyler Signed
 6/12/2012 Ballard, Jake Claimed off Waivers (NYG)

Continued

June, 2012

6/12/2012 Herman, Brad Placed on Reserve/Injured (Achilles)
 6/15/2012 Bequette, Jake Signed/Draft Choice
 6/19/2012 Ingersoll, Mike Released
 6/19/2012 Scaife, Bo Released
 6/22/2012 Ihedigbo, James Signed

July, 2012

7/19/2012 Hightower, Don't'a Signed/Draft Choice
 7/20/2012 Roark, Matt Released
 7/23/2012 Love, Kyle Signed
 7/25/2012 Bulman, Tim Signed
 7/25/2012 Shiancoe, Visanthe Signed
 7/25/2012 Addai, Joseph Released
 7/27/2012 Weems, Darriion Signed

August, 2012

8/2/2012 Dennis, Derek Signed
 8/2/2012 Waldron, Dustin Claimed off Waivers (MIA)
 8/2/2012 Richard, Jamey Placed on Reserve/Injured (head)
 8/4/2012 Huggins, Kareem Signed
 8/4/2012 Martin, Derrick Signed
 8/4/2012 Gallery, Robert Announced his retirement
 8/4/2012 Fiammetta, Tony Placed on Exempt/Left Squad
 8/5/2012 Huggins, Kareem Released
 8/8/2012 Hill, Kyle Signed
 8/14/2012 Davis, Britt Released
 8/14/2012 Fletcher, Dane Placed on Reserve/Injured (knee)
 8/17/2012 Demps, Jeff Signed
 8/21/2012 Hix, Kyle Placed on Reserve/Injured (shoulder)
 8/21/2012 Fanene, Jonathan Released
 8/21/2012 Hill, Kyle Released
 8/21/2012 Koepllin, Chris Released
 8/27/2012 Ballard, Jake Placed on Reserve/PUP
 8/27/2012 Pryor, Myron Placed on Reserve/PUP
 8/27/2012 Zusevics, Markus Placed on Reserve/N.F.I.
 8/27/2012 Allen, Will Placed on Reserve/Injured (knee)
 8/27/2012 Barrett, Josh Placed on Reserve/Injured (groin)
 8/27/2012 Larsen, Spencer Placed on Reserve/Injured (knee)
 8/27/2012 Bulman, Tim Released
 8/27/2012 Gaffney, Jabar Released
 8/27/2012 Stallworth, Donte' Released
 8/27/2012 Ventrone, Ross Released
 8/27/2012 Warren, Gerard Released
 8/27/2012 Taylor, Kerry Claimed off Waivers (MIN)
 8/31/2012 Demps, Jeff Placed on Reserve/Injured
 8/31/2012 Branch, Deion Released
 8/31/2012 Brown, Sergio Released
 8/31/2012 Dennis, Derek Released
 8/31/2012 Ebert, Jeremy Released
 8/31/2012 Harrison, Marcus Released
 8/31/2012 Holley, Jesse Released
 8/31/2012 Hoyer, Brian Released
 8/31/2012 Ihedigbo, James Released
 8/31/2012 Kettani, Eric Released
 8/31/2012 Kopa, Matt Released
 8/31/2012 Koppen, Dan Released
 8/31/2012 Koutouvides, Niko Released
 8/31/2012 Lavarias, Aaron Released
 8/31/2012 Martin, Derrick Released
 8/31/2012 Silvestro, Alex Released
 8/31/2012 Tarpinian, Jeff Released
 8/31/2012 Taylor, Kerry Released
 8/31/2012 Urban, Tyler Released
 8/31/2012 Waldron, Dustin Released
 8/31/2012 Warren, Jeremiah Released
 8/31/2012 Weems, Darriion Released
 8/31/2012 Williams, Malcolm Released

SEPTEMBER, 2012

9/1/2012 Salas, Greg Acquired via Trade (STL)
 9/1/2012 Tennant, Matt Claimed off Waivers (NO)
 9/1/2012 Carpenter, Bobby Released
 9/1/2012 Austin, Thomas Signed to the practice squad
 9/1/2012 Kettani, Eric Signed to the practice squad
 9/1/2012 Kirkland, Sam Signed to the practice squad
 9/1/2012 Kopa, Matt Signed to the practice squad
 9/1/2012 Silvestro, Alex Signed to the practice squad
 9/1/2012 Tarpinian, Jeff Signed to the practice squad
 9/1/2012 Williams, Malcolm Signed to the practice squad
 9/2/2012 Develin, James Signed to the practice squad



2012 Positional Roster

September 3, 2012

DEFENSE (26)							
#	NAME	POS	HT	WT	BORN	YR	H.S. HOMETOWN
DEFENSIVE LINE (11)							
92	Bequette, Jake	DE	6-5	265	2/21/1989	R	Arkansas Little Rock, Ark.
97	Brace, Ron	DL	6-3	330	12/18/1986	4	Boston College Worcester, Mass.
96	Cunningham, Jermaine	DE	6-3	255	4/24/1988	3	Florida Stone Mountain, Ga.
71	Deaderick, Brandon	DL	6-4	305	8/19/1987	3	Alabama Elizabethtown, Ky.
98	Forston, Marcus	DL	6-3	305	9/28/1989	R	Miami (Fla.) Miami, Fla.
94	Francis, Justin	DE	6-4	270	2/8/1989	R	Rutgers Opa-Locka, Fla.
95	Jones, Chandler	DE	6-5	260	2/27/1990	R	Syracuse Endicott, N.Y.
74	Love, Kyle	DL	6-1	315	11/18/1986	3	Mississippi State Fairburn, Ga.
99	Scott, Trevor	DE	6-5	250	8/30/1984	5	Buffalo Potsdam, N.Y.
50	Ninkovich, Rob	DL	6-2	260	2/1/1984	7	Purdue Blue Island, Ill.
75	Wilfork, Vince	DL	6-2	325	11/4/1981	9	Miami (Fla.) Boynton Beach, Fla.
LINEBACKER (5)							
54	Hightower, Dont'a	LB	6-3	270	3/12/1990	R	Alabama Lewisburg, Tenn.
51	Mayo, Jerod	LB	6-1	250	2/23/1986	5	Tennessee Hampton, Va.
59	Rivera, Mike	LB	6-2	255	1/10/1986	1	Kansas Shawnee Mission, Kan.
55	Spikes, Brandon	LB	6-2	255	9/3/1987	3	Florida Shelby, N.C.
58	White, Tracy	LB	6-0	235	4/14/1981	10	Howard St. Stephen, S.C.
DEFENSIVE BACK (10)							
24	Arrington, Kyle	CB	5-10	195	8/12/1986	4	Hofstra Accokeek, Md.
25	Chung, Patrick	S	5-11	210	8/19/1987	4	Oregon Rancho Cucamonga, Calif.
23	Cole, Marquice	CB	5-10	195	11/13/1983	4	Northwestern Hazel Crest, Ill.
37	Dennard, Alfonzo	CB	5-10	200	9/9/1989	R	Nebraska Rochelle, Ga.
21	Dowling, Ras-I	CB	6-1	210	5/9/1988	2	Virginia Chesapeake, Va.
43	Ebner, Nate	DB	6-0	210	12/14/1988	R	Ohio State Dublin, Ohio
28	Gregory, Steve	S	5-11	200	1/8/1983	7	Syracuse Staten Island, N.Y.
32	McCourt, Devin	CB	5-10	195	8/13/1987	3	Rutgers Montvale, N.J.
29	Moore, Sterling	DB	5-10	200	2/3/1990	2	Southern Methodist Antioch, Calif.
27	Wilson, Tavon	DB	6-0	210	3/19/1990	R	Illinois Washington, D.C.
OFFENSE (24)							
#	NAME	POS	HT	WT	BORN	YR	H.S. HOMETOWN
OFFENSIVE LINE (9)							
61	Cannon, Marcus	OL	6-5	340	5/6/1988	2	Texas Christian Odessa, Texas
63	Connolly, Dan	OL	6-4	310	9/2/1982	7	Southeast Missouri St. St. Louis, Mo.
70	Mankins, Logan	G	6-4	310	3/10/1982	8	Fresno State Catheys Valley, Calif.
65	McDonald, Nick	OL	6-4	305	6/27/1987	3	Grand Valley State Sterling Heights, Mich.
77	Solder, Nate	T	6-8	320	4/12/1988	2	Colorado Buena Vista, Co.
69	Tennant, Matt	OL	6-4	300	3/19/1987	3	Boston College Cincinnati, Ohio
64	Thomas, Donald	OL	6-4	305	9/25/1985	5	Connecticut New Haven, Conn.
76	Vollmer, Sebastian	T	6-8	320	7/10/1984	4	Houston Kaarst, Germany
62	Wendell, Ryan	OL	6-2	300	3/4/1986	4	Fresno State Diamond Bar, Calif.
QUARTERBACK (2)							
12	Brady, Tom	QB	6-4	225	8/3/1977	13	Michigan San Mateo, Calif.
15	Mallett, Ryan	QB	6-6	245	6/5/1988	2	Arkansas Texarkana, Texas
WIDE RECEIVER (5)							
11	Edelman, Julian	WR	5-10	200	5/22/1986	4	Kent State Redwood City, Calif.
85	Lloyd, Brandon	WR	6-0	200	7/5/1981	10	Illinois Blue Springs, Mo.
17	Salas, Greg	WR	6-1	209	8/25/1988	2	Hawaii Chino, Calif.
18	Slater, Matthew	WR	6-0	210	9/9/1985	5	UCLA Anaheim, Calif.
83	Welker, Wes	WR	5-9	185	5/1/1981	9	Texas Tech Oklahoma City, Okla.
RUNNING BACK (4)							
38	Bolden, Brandon	RB	5-11	220	1/26/1990	R	Mississippi Baton Rouge, La.
22	Ridley, Stevan	RB	5-11	220	1/27/1989	2	Louisiana State Natchez, Miss.
34	Vereen, Shane	RB	5-9	205	5/2/1989	2	California Valencia, Calif.
39	Woodhead, Danny	RB	5-8	200	1/25/1985	5	Chadron State North Platte, Ne.
TIGHT END (4)							
86	Fells, Daniel	TE	6-4	265	9/23/1983	6	UC Davis Fullerton, Calif.
87	Gronkowski, Rob	TE	6-6	265	5/14/1989	3	Arizona Pittsburgh, Pa.
81	Hernandez, Aaron	TE	6-1	245	11/6/1989	3	Florida Bristol, Conn.
80	Shancock, Visanth	TE	6-4	250	6/18/1980	10	Morgan State Laurel, Md.
SPECIALISTS (3)							
#	NAME	POS	HT	WT	BORN	YR	H.S. HOMETOWN
SPECIALISTS (3)							
48	Aiken, Danny	LS	6-4	260	8/28/1988	2	Virginia Roanoke, Va.
3	Gostkowski, Stephen	K	6-1	215	1/28/1984	7	Memphis Madison, Miss.
14	Mesko, Zoltan	P	6-5	230	3/6/1986	3	Michigan Twinsburg, Ohio
RESERVE/DID NOT REPORT (1)							
#	NAME	POS	HT	WT	BORN	YR	H.S. HOMETOWN
RESERVE/DID NOT REPORT (1)							
54	Waters, Brian	G	6-3	320	2/18/1977	13	North Texas Waxahachie, Texas
RESERVE/P.U.P. LIST (2)							
#	NAME	POS	HT	WT	BORN	YR	H.S. HOMETOWN
RESERVE/P.U.P. LIST (2)							
88	Ballard, Jake	TE	6-6	275	12/21/1987	2	Ohio State Springboro, Ohio
91	Pryor, Myron	DL	6-1	305	6/13/1986	4	Kentucky Louisville, Ky.
RESERVE/N.F.I. LIST (1)							
#	NAME	POS	HT	WT	BORN	YR	H.S. HOMETOWN
RESERVE/N.F.I. LIST (1)							
66	Zusevics, Markus	T	6-5	300	4/25/1989	R	Iowa Arlington Heights, Ill.
EXEMPT/LEFT SQUAD (1)							
#	NAME	POS	HT	WT	BORN	YR	H.S. HOMETOWN
EXEMPT/LEFT SQUAD (1)							
42	Fiammetta, Tony	FB	6-0	250	8/22/1986	4	Syracuse Walkersville, Md.
RESERVE/INJURED (8)							
#	NAME	POS	HT	WT	BORN	YR	H.S. HOMETOWN
RESERVE/INJURED (8)							
26	Allen, Will	CB	5-10	195	8/5/1978	12	Syracuse Syracuse, N.Y.
30	Barrett, Josh	S	6-2	225	11/22/1984	5	Arizona State Reno, Nev.
42	Demps, Jeff	RB	5-7	191	1/8/1990	R	Florida Groveland, Fla.
52	Fletcher, Dane	LB	6-2	245	9/14/1986	3	Montana State Bozeman, Montana
82	Herman, Brad	TE	6-5	255	12/29/1989	R	Iowa Metamora, Ill.
69	Hix, Kyle	OL	6-7	315	9/23/1988	2	Texas Aledo, Tex.
46	Larsen, Spencer	FB	6-2	245	3/4/1984	5	Arizona Gilbert, Ariz.
71	Richard, Jamey	OL	6-5	295	10/9/1984	5	Buffalo Weston, Conn.
RESERVE/MILITARY (1)							
#	NAME	POS	HT	WT	BORN	YR	H.S. HOMETOWN
RESERVE/MILITARY (1)							
15	White, Shun	WR	5-8	195	12/9/1985	1	Navy Memphis, Tenn.



How The Patriots Were Built

UPDATED: September 3, 2012

<u>YEAR</u>	<u>DRAFTEES (29)</u>	<u>VETERAN FREE AGENTS (11)</u>	<u>WAIVERS (2) / TRADES (3)</u>	<u>ROOKIE AND FIRST-YEAR FREE AGENTS (8)</u>
2000	Tom Brady (6b)			
2004	Vince Wilfork (1a)			
2005	Logan Mankins (1)			
2006	Stephen Gostkowski (4b)			
2007			Wes Welker (fa)(tr-MIA)	
2008	Jerod Mayo (1) Matthew Slater (5)	Dan Connolly (fa)(JAX)		Ryan Wendell (fa)
2009	Patrick Chung (2a) Ron Brace (2b) Sebastian Vollmer (2d) Julian Edelman (7a)	Rob Ninkovich (5)(NO)		Kyle Arrington (fa) (PHI)
2010	Devin McCourty (1) Rob Gronkowski (2a) Jermaine Cunningham (2b) Brandon Spikes (2c) Aaron Hernandez (4) Zoltan Mesko (5) Brandon Deaderick (7)	Danny Woodhead (fa)(NYJ)	Tracy White (fa) (tr-PHI)	Kyle Love (fa)
2011	Nate Solder (1) Ras-I Dowling (2a) Shane Vereen (2b) Stevan Ridley (3a) Ryan Mallett (3b) Marcus Cannon (5a)	Nick McDonald (fa)(GB) Donald Thomas (6)(MIA)	Danny Aiken (fa) CW (BUF)	Sterling Moore (fa) Mike Rivera (fa)
2012	Chandler Jones (1a) Dont'a Hightower (1b) Tavon Wilson (2) Jake Bequette (3) Nate Ebner (6) Alfonzo Dennard (7a)	Marquice Cole (fa)(OAK) Daniel Fells (fa)(ATL) Steve Gregory (fa)(SD) Brandon Lloyd (4)(SF) Trevor Scott (6)(OAK) Visanthe Shiancoe (3)(NYG)	Greg Salas (4) (tr-STL) Matt Tennant (5) CW (NO)	Brandon Bolden (fa) Marcus Forston (fa) Justin Francis (fa)
<div> <div> NOTE: Team in parenthesis is the player's prior team (#) – indicates round drafted (fa) – indicates non-drafted free agents </div> <div> <u>RESERVE/INJURED (8)</u> Will Allen (1) (NYG) Josh Barrett (7) CW (DEN) Jeff Dumps (fa) Dane Fletcher (fa) Brad Herman (fa) Kyle Hix (fa) Spencer Larsen (6) (DEN) Jamey Richard (7)(IND) <u>RESERVE/DID NOT REPORT (1)</u> Brian Waters (fa)(DAL) </div> <div> <u>RESERVE/MILITARY (1)</u> Shun White (fa) <u>EXEMPT/LEFT SQUAD (1)</u> Tony Fiammetta (4)(CAR) <u>RESERVE/P.U.P. LIST (2)</u> Jake Ballard (fa) CW (NYG) Myron Pryor (6b) <u>RESERVE/N.F.I. LIST (1)</u> Markus Zusevics (fa) </div> </div>				



UNOFFICIAL DEPTH CHART

Unofficial depth chart compiled by Patriots media relations

OFFENSE

WR:	83 Wes Welker	11 Julian Edelman	17 Greg Salas
LT:	77 Nate Solder	61 Marcus Cannon	
LG:	70 Logan Mankins	62 Ryan Wendell	
C:	63 Dan Connolly	62 Ryan Wendell	65 Nick McDonald
RG:	64 Donald Thomas	62 Ryan Wendell	69 Matt Tennant
RT:	76 Sebastian Vollmer	61 Marcus Cannon	
TE:	87 Rob Gronkowski	81 Aaron Hernandez	86 Daniel Fells 80 Visanthe Shiancoe
WR:	85 Brandon Lloyd	18 Matthew Slater	
QB:	12 Tom Brady	15 Ryan Mallett	
RB:	39 Danny Woodhead	34 Shane Vereen	
RB:	22 Stevan Ridley	38 <u>Brandon Bolden</u>	

DEFENSE

LE:	50 Rob Ninkovich	96 Jermaine Cunningham	99 Trevor Scott	92 <u>Jake Bequette</u>
DT:	75 Vince Wilfork	97 Ron Brace	98 <u>Marcus Forston</u>	
DT:	74 Kyle Love	94 <u>Justin Francis</u>		
RE:	95 <u>Chandler Jones</u>	71 Brandon Deaderick		
LB:	51 Jerod Mayo	58 Tracy White		
LB:	55 Brandon Spikes	59 Mike Rivera		
LB:	54 <u>Dont'a Hightower</u>	59 Bobby Carpenter		
LCB:	32 Devin McCourty	29 Sterling Moore	37 <u>Alfonzo Dennard</u>	
RCB:	24 Kyle Arrington	21 Ras-I Dowling	23 Marquice Cole	
S:	28 Steve Gregory	27 <u>Tavon Wilson</u>		
S:	25 Patrick Chung	43 <u>Nate Ebner</u>		

SPECIAL TEAMS

K:	3 Stephen Gostkowski
P:	14 Zoltan Mesko
H:	14 Zoltan Mesko 8 Brian Hoyer
PR:	11 Julian Edelman 83 Wes Wiker
KR:	39 Danny Woodhead 18 Matthew Slater
LS:	48 Danny Aiken

PRONUNCIATION GUIDE

Jake Bequette	BECK-it	Zoltan Mesko	ZOLE-tahn
Marquice Cole	mar-KWEECE	Stevan Ridley	STEE-ven
Brandon Deaderick	DEAD-er-rick	Greg Salas	SAL-is
Alfonzo Dennard	DENN-erd	Visanthe Shiancoe	vi-sahn-TAY SHANK-oh
Ras-I Dowling	ross-EYE	Nate Solder	SOLD-er
Nate Ebner	EBB-ner	Matt Tennant	TEN-it
Stephen Gostkowski	gust-OW-ski	Shane Vereen	vuh-REEN
Dont'a Hightower	don-TAY	Ryan Wendell	WHEN-dell
Jerod Mayo	je-ROD	Tavon Wilson	TAY-von