

# denver broncos

2013 weekly press release



## Media Relations Staff

Patrick Smyth, *Executive Director of Media Relations* • (303-264-5536) • patrick.smyth@broncos.nfl.net

Rebecca Villanueva, *Media Services Manager* • (303-264-5598) • rebecca.villanueva@broncos.nfl.net

Erich Schubert, *Media Relations Manager* • (303-264-5503) • erich.schubert@broncos.nfl.net

**2 World Championships • 6 Super Bowls • 9 AFC Title Games • 13 AFC West Titles • 20 Playoff Berths • 26 Winning Seasons**

FOR IMMEDIATE RELEASE

TUESDAY, JAN. 14, 2014

## BRONCOS HOST PATRIOTS IN AFC CHAMPIONSHIP GAME

**Denver Broncos (14-3) vs. New England Patriots (13-4)**

Sunday, Jan. 19, 2014 • 1:05 p.m. MST

*Sports Authority Field at Mile High (76,125) • Denver*



### GAME INFORMATION



The Denver Broncos (14-3) will host the New England Patriots (13-4) in the AFC Championship game on Sunday with the winner earning a right to play in Super Bowl XLVIII. Kickoff at Sports Authority Field at Mile High is set for 1:05 p.m. MST.

#### BROADCAST INFORMATION:

**TELEVISION: KCNC-TV (CBS 4):** Jim Nantz (play-by-play) and Phil Simms (color commentary) will call the game with Tracy Wolfson reporting from the sidelines.

**NATIONAL ENGLISH RADIO: WestwoodOne Sports:** Kevin Harlan (play-by-play) and Dan Fouts (color commentary) will call the game with Tim Ryan reporting from the sidelines.

**NATIONAL SPANISH RADIO: Univision Radio Network:** Raul Striker (play-by-play) and Joaquin Duro will call the game.

**LOCAL ENGLISH RADIO: KOA (850 AM)/The Fox (103.5 FM):** Dave Logan (play-by-play) and Ed McCaffrey (color commentary) will call the game with Andy Lindahl reporting from the sidelines.

**LOCAL SPANISH RADIO: KMXA (1090 AM)/KJMN (92.1 FM):** Luis Canela (play-by-play) and Rafael Medina (color commentary) and Javier Olivas (color commentary) will call the game.

### QUICK HITS

\* - The Broncos are making their ninth conference championship game appearance in franchise history and their eighth under **Owner & CEO Pat Bowlen**—the fourth-most in the NFL during his tenure (1984-pres.). *See Page 8*

\* - Denver is 2-1 all-time against New England in the postseason, including a perfect 2-0 record at home. *See Page 4*

\* - Denver owns a 19-17 (.528) all-time record in postseason play, including a 6-2 (.750) mark in AFC Championship Games. *See Page 6*

\* - Since **Executive V.P. of Football Operations John Elway** was hired in 2011, Denver is one of eight teams to average at least 10 wins a year, one of five clubs to make the postseason in each of the last three campaigns and one of three franchises to win three consecutive division titles. *See Page 8*

\* - **Head Coach John Fox** is just the fifth head coach in NFL history to win division titles in each of his first three seasons with a team. *See Page 8*

\* - Broncos **QB Peyton Manning** and Patriots **QB Tom Brady** will square off for the fourth time in the postseason and the 15th time overall. *See Page 17*

### BRONCOS 2013 SCHEDULE/RESULTS

#### PRESEASON

Wk.	Day	Date	Opponent	Site	Result	Rec.
1	Thu.	Aug. 8	at San Francisco	Candlestick Park	W, 10-6	1-0
2	Sat.	Aug. 17	at Seattle	CenturyLink Field	L, 40-10	1-1
3	Sat.	Aug. 24	ST. LOUIS	Sports Authority Field at Mile High	W, 27-26	2-1
4	Thu.	Aug. 29	ARIZONA	Sports Authority Field at Mile High	L, 32-24	2-2

#### REGULAR SEASON

Wk.	Day	Date	Opponent	Site	Result	Rec.
1	Thu.	Sept. 5	BALTIMORE	Sports Authority Field at Mile High	W, 49-27	1-0
2	Sun.	Sept. 15	at N.Y. Giants	MetLife Stadium	W, 41-23	2-0
3	Mon.	Sept. 23	OAKLAND	Sports Authority Field at Mile High	W, 37-21	3-0
4	Sun.	Sept. 29	PHILADELPHIA	Sports Authority Field at Mile High	W, 52-20	4-0
5	Sun.	Oct. 6	at Dallas	AT&T Stadium	W, 51-48	5-0
6	Sun.	Oct. 13	JACKSONVILLE	Sports Authority Field at Mile High	W, 35-19	6-0
7	Sun.	Oct. 20	at Indianapolis	Lucas Oil Stadium	L, 39-33	6-1
8	Sun.	Oct. 27	WASHINGTON	Sports Authority Field at Mile High	W, 45-21	7-1
9	BYE					
10	Sun.	Nov. 10	at San Diego	Qualcomm Stadium	W, 28-20	8-1
11	Sun.	Nov. 17	KANSAS CITY	Sports Authority Field at Mile High	W, 27-17	9-1
12	Sun.	Nov. 24	at New England	Gillette Stadium	L, 34-31 (OT)	9-2
13	Sun.	Dec. 1	at Kansas City	Arrowhead Stadium	W, 35-28	10-2
14	Sun.	Dec. 8	TENNESSEE	Sports Authority Field at Mile High	W, 51-28	11-2
15	Thu.	Dec. 12	SAN DIEGO	Sports Authority Field at Mile High	L, 27-20	11-3
16	Sun.	Dec. 22	at Houston	Reliant Stadium	W, 37-13	12-3
17	Sun.	Dec. 29	at Oakland	O.co Coliseum	W, 34-14	13-3

#### POSTSEASON

Wk.	Day	Date	Opponent	Site	Time/Result	TV/Rec.
1	BYE					
2	Sun.	Jan. 12	SAN DIEGO	Sports Authority Field at Mile High	W, 24-17	1-0
3	Sun.	Jan. 19	NEW ENGLAND	Sports Authority Field at Mile High	1:05 p.m. MST	CBS

### 2013 REGULAR-SEASON AFC WEST STANDINGS

Team	W	L	T	PF	PA	Home	Road	AFC	NFC	DIV	Streak
Denver	13	3	0	606	399	7-1	6-2	9-3	4-0	5-1	Won 2
Kansas City	11	5	0	430	305	5-3	6-2	7-5	4-0	2-4	Lost 2
San Diego	9	7	0	396	348	5-3	4-4	6-6	3-1	4-2	Won 4
Oakland	4	12	0	322	453	3-5	1-7	4-8	0-4	1-5	Lost 5

### DENVER BRONCOS MEDIA ROOM

The Denver Broncos have a media-only website, which was created to assist accredited media in their coverage of the Broncos. By going to <http://media.denverbroncos.com>, members of the press will find weekly releases, press releases, rosters, depth charts, updated bios, transcripts, injury reports, game recaps, news clippings, photos, credential applications, a comprehensive historical database and much more.



## 2013 REGULAR-SEASON STATISTICS AT A GLANCE

### BRONCOS/PATRIOTS 2013 REGULAR-SEASON TEAM STATISTICS AT A GLANCE

	BRONCOS	PATRIOTS
Record	13-3	12-4
Division Standing	1st (AFCW)	1st (AFCE)
Turnover Margin (NFL Rank)	EVEN (T-14th)	+9 (8th)

#### OFFENSE

Net Yards Per Game (NFL Rank)	457.3 (1st)	384.5 (7th)
Yards Per Play (NFL Rank)	6.3 (2nd)	5.4 (11th)
Points Per Game (NFL Rank)	37.9 (1st)	27.8 (3rd)
Possession Average	30:06	29:38
Net Rushing Yards Per Game	117.1	129.1
Net Passing Yards Per Game	340.3	255.4
Had Intercepted/Yards	10/131	11/56
Sacks Allowed/Yards	20/128	40/256
Fumbles/Lost	27/16	24/9
Third Down Pct. (NFL Rank)	46.3% (2nd)	37.6% (16th)
Red Zone TD Pct. (NFL Rank)	76.1% (1st)	55.4% (15th)
Giveaways (NFL Rank)	26 (T-17th)	20 (T-8th)

#### DEFENSE

Net Yards Per Game (NFL Rank)	356.0 (19th)	373.1 (26th)
Yards Per Play (NFL Rank)	5.3 (16th)	5.3 (17th)
Points Per Game (NFL Rank)	24.9 (22nd)	21.1 (10th)
Net Rushing Yards Per Game	101.6	134.1
Net Passing Yards Per Game	254.4	239.0
Intercepted By/Yards	17/141	17/220
Sacks For/Yards	41/290	48/313
Opponent Fumbles/Lost	25/9	21/12
Third Down Pct. (NFL Rank)	38.1% (16th)	42.2% (26th)
Red Zone TD Pct. (NFL Rank)	61.7% (25th)	56.0% (16th)
Takeaways (NFL Rank)	26 (T-16th)	29 (T-10th)

#### SPECIAL TEAMS

Punts-Average Yards (Gross)	43.8	45.8
Punts-Average Yards (Net)	38.8	39.8
Punt Returns-Average Per	7.8	10.8
Punt Returns-Average Per Allowed	9.8	7.6
Kickoff Returns-Average Per	25.0	24.0
Kickoff Returns-Average Per Allowed	29.3	20.8
Field Goals Made/Attempted	25/26	38/41

#### PENALTIES

Penalties Against/Yards	117/1,000	69/625
Opponent Penalties Against/Yards	97/807	110/951

### BRONCOS/PATRIOTS 2013 POSTSEASON TEAM STATISTICS AT A GLANCE

	BRONCOS	PATRIOTS
Record	1-0	1-0
Turnover Margin (NFL Rank)	-2 (T-8th)	+4 (2nd)

#### OFFENSE

Net Yards Per Game (NFL Rank)	363.0 (6th)	419.0 (5th)
Yards Per Play (NFL Rank)	5.2 (9th)	5.7 (5th)
Points Per Game (NFL Rank)	24.0 (T-4th)	43.0 (2nd)
Possession Average	35:27	35:00
Net Rushing Yards Per Game	133.0	234.0
Net Passing Yards Per Game	230.0	185.0
Had Intercepted/Yards	1/0	0/0
Sacks Allowed/Yards	0/0	2/13
Fumbles/Lost	1/1	3/0
Third Down Pct. (NFL Rank)	69.2% (1st)	61.1% (2nd)
Red Zone TD Pct. (NFL Rank)	75.0% (3rd)	83.3% (1st)
Giveaways (NFL Rank)	2 (T-8th)	0 (T-1st)

#### DEFENSE

Net Yards Per Game (NFL Rank)	259.0 (1st)	386.0 (7th)
Yards Per Play (NFL Rank)	5.3 (4th)	5.9 (8th)
Points Per Game (NFL Rank)	17.0 (T-3rd)	22.0 (5th)
Net Rushing Yards Per Game	65.0	69.0
Net Passing Yards Per Game	194.0	317.0
Intercepted By/Yards	0/0	0/0
Sacks For/Yards	4/23	3/14
Opponent Fumbles/Lost	0/0	0/0
Third Down Pct. (NFL Rank)	33.3% (T-3rd)	40.0% (5th)
Red Zone TD Pct. (NFL Rank)	66.7% (9th)	0.0% (1st)
Takeaways (NFL Rank)	0 (T-9th)	4 (T-2nd)

#### SPECIAL TEAMS

Punts-Average Yards (Gross)	0.0	44.0
Punts-Average Yards (Net)	0.0	39.8
Punt Returns-Average Per	22.0	7.2
Punt Returns-Average Per Allowed	0.0	1.7
Kickoff Returns-Average Per	25.7	18.5
Kickoff Returns-Average Per Allowed	0.0	16.0
Field Goals Made/Attempted	1/2	0/0

#### PENALTIES

Penalties Against/Yards	6/50	4/35
Opponent Penalties Against/Yards	8/63	4/42



## BRONCOS-PATRIOTS INDIVIDUAL STATISTICAL LEADERS

BRONCOS/PATRIOTS 2013 REGULAR-SEASON  
INDIVIDUAL STATISTICAL LEADERS

BRONCOS		PATRIOTS	
<u>PASSING YARDS</u>			
Manning . . . . .	5,477	Brady . . . . .	4,343
<u>RUSHING YARDS</u>			
Moreno . . . . .	1,038	Ridley . . . . .	773
Ball . . . . .	559	Blount . . . . .	772
Hillman . . . . .	218	Bolden . . . . .	271
<u>RECEIVING YARDS</u>			
D. Thomas . . . . .	1,430	Edelman . . . . .	1,056
Decker . . . . .	1,288	Amendola . . . . .	633
J. Thomas . . . . .	788	Gronkowski* . . . . .	592
Welker . . . . .	778	Dobson . . . . .	519
<u>POINTS SCORED</u>			
Prater . . . . .	150	Gostkowski . . . . .	158
D. Thomas . . . . .	84	Blount, Ridley . . . . .	42
Moreno . . . . .	78	Edelman . . . . .	40
J. Thomas . . . . .	72	Four players . . . . .	24
<u>INTERCEPTIONS</u>			
Three players . . . . .	3	Ryan . . . . .	5
Moore* . . . . .	2	Talib . . . . .	4
Six players . . . . .	1	Harmon . . . . .	2
<u>SACKS</u>			
Phillips . . . . .	10.0	Cha. Jones . . . . .	11.5
Jackson . . . . .	6.0	Ninkovich . . . . .	8
Ayers . . . . .	5.5	Chr. Jones . . . . .	6
<u>DEFENSIVE TACKLES (PRESS BOX TOTALS)</u>			
Trevathan . . . . .	124	Hightower . . . . .	97
Woodyard . . . . .	83	Ninkovich . . . . .	91
Ihenacho . . . . .	72	Spikes* . . . . .	86
Harris Jr. . . . .	65	Gregory, Cha. Jones . . . . .	79
<u>KICKOFF RETURNS (AVG.)</u>			
Holliday . . . . .	28 (27.7)	Blount . . . . .	17 (29.1)
Caldwell . . . . .	6 (23.5)	Boyce . . . . .	9 (23.8)
Bolden . . . . .	2 (22.0)	McCourtly . . . . .	7 (18.9)
<u>PUNT RETURNS (AVG.)</u>			
Holliday . . . . .	32 (8.5)	Edelman . . . . .	35 (10.7)
Welker . . . . .	10 (7.0)	Amendola . . . . .	1 (13.0)
<u>FIELD GOALS</u>			
Prater . . . . .	25/26 (.962)	Gostkowski . . . . .	38/41 (.927)
<u>PUNTS (GROSS/NET AVG.)</u>			
Colquitt . . . . .	65 (44.5/38.8)	Allen . . . . .	76 (45.9/39.9)

\*Player not on active roster

BRONCOS/PATRIOTS 2013 POSTSEASON  
INDIVIDUAL STATISTICAL LEADERS

BRONCOS		PATRIOTS	
<u>PASSING YARDS</u>			
Manning . . . . .	230	Brady . . . . .	198
<u>RUSHING YARDS</u>			
Moreno . . . . .	82	Blount . . . . .	166
Ball . . . . .	52	Ridley . . . . .	52
<u>RECEIVING YARDS</u>			
J. Thomas . . . . .	76	Edelman . . . . .	84
D. Thomas . . . . .	54	Amendola . . . . .	77
Welker . . . . .	38	Vereen . . . . .	16
<u>POINTS SCORED</u>			
Four players . . . . .	6	Blount . . . . .	24
		Ridley . . . . .	14
<u>INTERCEPTIONS</u>			
None . . . . .	0	Dennard . . . . .	2
		Collins, Hightower . . . . .	1
<u>SACKS</u>			
Phillips . . . . .	2.0	Three players . . . . .	1.0
Jackson, Mincey . . . . .	1.0		
<u>DEFENSIVE TACKLES (PRESS BOX TOTALS)</u>			
Four players . . . . .	4	Hightower . . . . .	8
Three players . . . . .	3	Collins, Gregory . . . . .	6
Six players . . . . .	2	Vellano . . . . .	5
<u>KICKOFF RETURNS (AVG.)</u>			
Holliday . . . . .	3 (25.7)	Blount . . . . .	2 (18.5)
<u>PUNT RETURNS (AVG.)</u>			
Decker . . . . .	3 (22.0)	Edelman . . . . .	5 (7.2)
<u>FIELD GOALS</u>			
Prater . . . . .	1/2 (.500)	None . . . . .	0/0 (.000)
<u>PUNTS (GROSS/NET AVG.)</u>			
None . . . . .	0 (0.0/0.0)	Gostkowski . . . . .	5 (41.8/36.6)
		Allen . . . . .	1 (55.0/56.0)

## NFL CHAMPIONSHIP ROUND PLAYOFF SCHEDULE

Sunday, Jan. 19

New England at Denver .....

(CBS) 1:05p (MST)

San Francisco at Seattle .....

(FOX) 3:30p (PST)

AFC CHAMPIONSHIP GAME

— 3 —

JANUARY 19, 2014



## BRONCOS-PATRIOTS SERIES BREAKDOWN / ALL-TIME RESULTS

## BRONCOS/PATRIOTS REG. SEASON SERIES BREAKDOWN

<b>Series Meetings:</b>	44
<b>Broncos Record:</b>	25-19-0 (Home: 16-9-0 / Away: 9-10-0)
<b>First Game:</b>	Den. 13, at Bos. 10 (9/9/60)
<b>Last Game:</b>	at N.E. 34, Den. 31 OT (11/24/13)
<b>Current Streak:</b>	Lost 3
<b>Longest Den. Win Streak:</b>	10 (11/4/84 - 9/7/98)
<b>Longest N.E. Win Streak:</b>	4 (9/16/61 - 11/11/62)
<b>Last Den. Home Win:</b>	at Den. 20, N.E. 17 OT (10/11/09)
<b>Last Den. Home Loss:</b>	N.E. 41, at Den. 23 (12/18/11)
<b>Last Den. Road Win:</b>	Den. 17, at N.E. 7 (9/24/06)
<b>Last Den. Road Loss:</b>	at N.E. 34, Den. 31 OT (11/24/13)
<b>Den. Shutouts:</b>	None
<b>N.E. Shutouts:</b>	None
<b>Most Den. Points:</b>	45, 2x, last (11/11/79): at Den. 45, N.E. 10
<b>Most N.E. Points:</b>	45 (9/16/61): at Bos. 45, Den. 17
<b>Total Den. Points:</b>	1,023
<b>Total N.E. Points:</b>	940
<b>Average Den. Points:</b>	23.3
<b>Average N.E. Points:</b>	21.4
<b>Largest Den. Win:</b>	35 (11/11/79): at Den. 45, N.E. 10
<b>Largest N.E. Win:</b>	34 (10/20/08): at N.E. 41, Den. 7
<b>Most Pts., Both Teams:</b>	66 (12/17/72): at Den. 45, N.E. 21
<b>Fewest Pts., Both Teams:</b>	15 (10/27/91): Den. 9, at N.E. 6

## BRONCOS vs. PATRIOTS: NOTABLE PERFORMANCES

**S MIKE ADAMS** — 12 tackles (6 solo), 1 fumble recovery (*Den. at N.E. 10/7/12*).  
**CB CHAMP BAILEY** — 6 solo tackles, 1 INT (0 yds.) (*Den. vs. N.E., 9/28/03*). 2 solo tackles, 1 INT (100 yds.), 1 PD (*Den. vs. N.E., 1/14/06*).  
**S DAVID BRUTON** — 7 tackles (3 solo) (*Den. at N.E., 1/14/12*).  
**P BRITTON COLQUITT** — 3 punts for 165 yards (55.0 avg./47.3 net), 1 inside the 20 (*Den. vs. N.E. 12/18/11*).  
**S DUKE IHENACHO** — 10 tackles (6 solo), and 1 forced fumble (*Den. at N.E. 11/24/13*).  
**CB QUENTIN JAMMER** — 7 solo tackles, 1 fumble recovery (*S.D. at N.E. 9/16/07*). 3 solo tackles, 1 INT (2 yds.), 5 PD (*S.D. vs. N.E. 10/12/08*). 2 solo tackles, 1 INT (0 yds.), 3 PD (*S.D. vs. N.E. 1/20/08*).  
**LB PARIS LENON** — 8 tackles (7 solo) (*Ari. at N.E. 9/16/12*).  
**QB PEYTON MANNING** — 16-of-20 (80.0 pct.), 268 yards, 3 TD (158.3 rtg.) (*Ind. vs. N.E., 10/22/00*). 22-of-34 (64.7 pct.), 335 yards, 1 TD (106.9 rtg.) (*Ind. vs. N.E. 10/21/01*). 38-of-37 (75.7 pct.), 321 yards, 3 TD (117.1 rtg.) (*Ind. at N.E. 11/7/05*). 21-of-29 (72.4 pct.), 254 yards, 2 TD (121.9 rtg.) (*Ind. vs. N.E., 11/2/08*). 31-of-44 (70.5 pct.), 337 yards, 3 TD (116.2 rtg.) (*Den. at N.E. 10/7/12*).  
**RB KNOWSHON MORENO** — 37 carries for 227 yards, 1 TD (*Den. at N.E. 11/24/13*).  
**DE SHAUN PHILLIPS** — 5 solo tackles, 1.0 sack (5 yds.) (*S.D. vs. N.E. 10/24/10*). 4 tackles (3 solo), 1.0 sack (6 yds.), 1 PD (*S.D. at N.E. 9/18/11*).  
**WR DEMARIUS THOMAS** — 7 catches for 116 yards (16.6 avg.) (*Den. at N.E., 12/18/11*). 9 receptions for 180 yards (20.0 avg.) (*Den. at N.E. 10/7/12*).  
**LB DANNY TREVATHAN** — 12 tackles (5 solo), 1 fumble recovery, and 1 special-teams tackle (*Den. at N.E. 11/24/13*).  
**WR WES WELKER** — 2 punt returns for 87 yards (43.5 avg.), 5 kick returns for 139 yards (27.8 avg.) (*Mia. vs. N.E. 12/20/04*). 2 receptions for 61 yards (30.5 avg.), 4 kick returns for 112 yards (28.0 avg.) (*Mia. vs. N.E. 11/13/05*).  
**LB WESLEY WOODYARD** — 8 tackles (5 solo) (*Den. vs. N.E., 12/18/11*). 11 tackles (5 solo), 0.5 sacks (10 yds.) (*Den. vs. N.E. 10/7/12*). 15 tackles (7 solo) and 1 forced fumble (*Den. at N.E. 11/24/13*).

## BRONCOS/PATRIOTS ALL-TIME RESULTS

Season (Date)	W/L	Result	Site
1960 (9/9)	W	Denver 13, @Boston 10	Boston University Field
1960 (10/23)	W	@Denver 31, Boston 24	Bears Stadium
1961 (9/16)	L	@Boston 45, Denver 17	Boston University Field
1961 (12/3)	L	Boston 28, @Denver 24	Bears Stadium
1962 (9/21)	L	@Boston 41, Denver 16	Boston University Field
1962 (11/11)	L	Boston 33, @Denver 29	Bears Stadium
1963 (9/29)	W	@Denver 14, Boston 10	Bears Stadium
1963 (10/18)	L	@Boston 40, Denver 21	Fenway Park
1964 (10/4)	L	Boston 39, @Denver 10	Bears Stadium
1964 (11/20)	L	@Boston 12, Denver 7	Fenway Park
1965 (9/24)	W	Denver 27, @Boston 10	Fenway Park
1965 (12/12)	L	Boston 28, @Denver 20	Bears Stadium
1966 (9/18)	L	Boston 24, @Denver 10	Bears Stadium
1966 (11/6)	W	Denver 17, @Boston 10	Fenway Park
1967 (9/3)	W	@Denver 26, Boston 21	Bears Stadium
1968 (9/29)	L	Boston 20, @Denver 17	Bears Stadium
1968 (11/3)	W	Denver 35, @Boston 14	Fenway Park
1969 (9/14)	W	@Denver 35, Boston 7	Mile High Stadium
1972 (12/17)	W	@Denver 45, New England 21	Mile High Stadium
1976 (11/28)	L	@New England 38, Denver 14	Schaefer Stadium
1979 (11/11)	W	@Denver 45, New England 10	Mile High Stadium
1980 (9/29)	L	@New England 23, Denver 14	Schaefer Stadium
1984 (11/4)	W	@Denver 26, New England 19	Mile High Stadium
1986 (9/28)	W	@Denver 27, New England 20	Mile High Stadium
1986 (1/4)	W	@Denver 22, New England 17*	Mile High Stadium
1987 (12/6)	W	@Denver 31, New England 20	Mile High Stadium
1988 (12/17)	W	@Denver 21, New England 10	Mile High Stadium
1991 (10/27)	W	Denver 9, @New England 6	Foxboro Stadium
1991 (12/1)	W	@Denver 20, New England 3	Mile High Stadium
1995 (10/8)	W	Denver 37, @New England 3	Foxboro Stadium
1996 (11/17)	W	Denver 34, @New England 8	Foxboro Stadium
1997 (10/6)	W	@Denver 34, New England 13	Mile High Stadium
1998 (9/7)	W	@Denver 27, New England 21	Mile High Stadium
1999 (10/24)	L	@New England 24, Denver 23	Foxboro Stadium
2000 (10/1)	L	New England 28, @Denver 19	Mile High Stadium
2001 (10/28)	W	@Denver 31, New England 20	INVESCO Field at Mile High
2002 (10/27)	W	Denver 24, @New England 16	Gillette Stadium
2003 (11/3)	L	New England 30, @Denver 26	INVESCO Field at Mile High
2005 (10/16)	W	@Denver 28, New England 20	INVESCO Field at Mile High
2005 (1/14)	W	@Denver 27, New England 13*	INVESCO Field at Mile High
2006 (9/24)	W	Denver 17, @New England 7	Gillette Stadium
2008 (10/20)	L	@New England 41, Denver 7	Gillette Stadium
2009 (10/11)	W	@Denver 20, New England 17 OT	INVESCO Field at Mile High
2011 (12/18)	L	New England 41, @Denver 23	Sports Authority Field at Mile High
2011 (1/14)	L	@New England 45, Denver 10*	Gillette Stadium
2012 (10/7)	L	@New England 31, Denver 21	Gillette Stadium
2013 (11/24)	L	@New England 34, Denver 31 OT	Gillette Stadium

\* - AFC Divisional Playoff Game





## BRONCOS-PATRIOTS CONNECTIONS / POSTSEASON BREAKDOWN

### BRONCOS vs. PATRIOTS CONNECTIONS

#### CROSSING PATHS (COLLEGE)

Broncos **G Louis Vasquez** (2005-07) and **C Manny Ramirez** (2004-06) each spent three seasons at Texas Tech with Patriots **WR Danny Amendola**... Denver **G Zane Beadles** was teammates with New England **DT Sealver Siliga** for two seasons (2008-09) at Utah... Broncos **DE Derek Wolfe** played one season (2011) with Patriots **WR Kenbrell Thompkins** at Cincinnati... Denver **TE Virgil Green** spent three seasons (2008-10) and **LB Brandon Marshall** spent four seasons (2008-11) with New England **OL Chris Barker** at Nevada... Broncos **WR Trindon Holliday** was teammates with Patriots **RB Stevan Ridley** for three seasons (2007-09) at LSU... Denver **Head Coach John Fox** coached two seasons (1987-88) at Pittsburgh with New England **Special Teams Coach Scott O'Brien**.

#### CROSSING PATHS (PRO)

Denver **CB Quentin Jammer** (2006-11), **DE Shaun Phillips** (2006-11) and **G Louis Vasquez** (2009-11) each were teammates with New England **S Steve Gregory** in San Diego... Broncos **QB Peyton Manning** and **TE Jacob Tamme** were teammates with Patriots **WR Austin Collie** for three seasons (2009-11) in Indianapolis... Denver **S Mike Adams** spent two seasons (2004-05) with New England **DE Andre Carter** in San Francisco... **Adams** also spent three seasons (2004-06) in San Francisco with Patriots **DT Isaac Sopoaga**... Denver **LB Paris Lenon** played one season (2009) with New England **WR Danny Amendola** in St. Louis... Broncos **CB Michael Huff** played one season in Oakland with **Carter**... Denver **Defensive Coordinator Jack Del Rio** coached New England **OL Dan Connolly** for two seasons (2005-06) as head coach in Jacksonville... Broncos **Assistant Special Teams Coach Derius Swinton** and **Offensive Assistant Jim Bob Cooter** each spent one season (2012) in Kansas City with Patriots **Offensive Coaching Assistant Brian Daboll**... Denver **Running Backs Coach Eric Studesville** coached two seasons (1997-98) in Chicago with New England **Running Backs Coach Ivan Fears**... **Swinton** was on the St. Louis coaching staff in 2011 with New England **Offensive Coordinator/Quarterbacks Coach Josh McDaniels**... **O'Brien** served on **Fox's** staff in Carolina for three seasons (2002-04)... **Del Rio** coached one season (2002) with **O'Brien** in Carolina... Denver **Offensive Line Coach Dave Magazu** spent two seasons (2003-04) in Carolina with **O'Brien**... Broncos **Linebackers Coach Richard Smith** spent one season (2005) with **O'Brien** in Miami.

#### FORMER DENVER BRONCOS

New England **Head Coach Bill Belichick** spent one season (1978) on Denver's coaching staff as assistant special teams/assistant to defensive coordinator... **McDaniels** was the head coach in Denver from 2009-10... **O'Brien** coached two seasons (2007-08) in Denver as the special teams coordinator... Patriots **DT Sealver Siliga** played one season (2012) with the Broncos.

#### FORMER NEW ENGLAND PATRIOTS

Denver **WR Wes Welker** played six seasons (2007-12) in New England... Broncos **CB Tony Carter** spent one season (2010) with the Patriots... Denver **Defensive Backs Coach Cory Undlin** was a defensive assistant in New England for one season (2004).

#### FROM DENVER AND THE SURROUNDING AREA

Patriots **T Nate Solder** is from Buena Vista, Colo. and attended the University of Colorado.

#### FROM NEW ENGLAND AND THE SURROUNDING AREA

Denver **DT Terrance Knighton** hails from Windsor, Conn.

### BRONCOS POSTSEASON BREAKDOWN

<b>Playoff Games:</b>	36
<b>Broncos Record:</b>	19-17 (Home: 14-4 / Away: 3-9 / Neutral: 2-4)
<b>First Game:</b>	at Den. 34, Pit. 21 (12/24/77)
<b>Last Game:</b>	at Den. 24, S.D. 17 (1/12/14)
<b>Current Streak:</b>	Won 1
<b>Longest Den. Win Streak:</b>	7 (12/27/97 - 12/31/00)
<b>Longest Opp. Win Streak:</b>	5 (1/15/77 - 1/4/86)
<b>Last Den. Home Win:</b>	at Den. 24, S.D. 17 (1/12/14)
<b>Last Den. Home Loss:</b>	Bal. 38, at Den. 35 OT (1/12/13)
<b>Last Den. Road Win:</b>	Den. 24, at Pit. 21 (1/11/97)
<b>Last Den. Road Loss:</b>	at N.E. 45, Den. 10 (1/14/11)
<b>Den. Shutouts:</b>	None
<b>Opp. Shutouts:</b>	None
<b>Most Den. Points:</b>	42, (12/27/97): at Den. 42, Jac. 17
<b>Most Opp. Points:</b>	55, (1/28/89): S.F. 55, Den. 10
<b>Total Den. Points:</b>	792
<b>Total Opp. Points:</b>	917
<b>Average Den. Points:</b>	22.0
<b>Average Opp. Points:</b>	25.5
<b>Largest Den. Win:</b>	35, (1/9/98): at Den. 38, Mia. 3
<b>Largest Opp. Win:</b>	45, (1/28/89): S.F. 55, Den. 10
<b>Most Points, Both Teams:</b>	73, (1/9/04): at Ind. 49, Den. 24
<b>Fewest Points, Both Teams:</b>	17, (1/12/91): at Buf. 10, Den. 7

### BRONCOS ALL-TIME RESULTS (POSTSEASON)

Season (Date)	W/L	Result	Site
1977 (12/24)	W	at Den. 34, Pit. 21*	Mile High Stadium
1977 (1/1)	W	at Den. 20, Oak. 17^	Mile High Stadium
1977 (1/15)	L	Dal. 27, Den. 10#	Louisiana Superdome
1978 (12/30)	L	at Pit. 33, Den. 10*	Three Rivers Stadium
1979 (12/23)	L	at Hou. 13, Den. 7%	Astrodome
1983 (12/24)	L	at Sea. 31, Den. 7%	Kingdome
1984 (12/30)	L	Pit. 24, at Den. 17*	Mile High Stadium
1986 (1/4)	W	at Den. 22, N.E. 17*	Mile High Stadium
1986 (1/11)	W	Den. 23, at Cle. 20 (OT)^	Cleveland Stadium
1986 (1/25)	L	NYG 39, Den. 20#	Rose Bowl
1987 (1/10)	W	at Den. 34, Hou. 10*	Mile High Stadium
1987 (1/17)	W	at Den. 38, Cle. 33^	Mile High Stadium
1987 (1/31)	L	Was. 42, Den. 10#	Jack Murphy Stadium
1989 (1/7)	W	at Den. 24, Pit. 23*	Mile High Stadium
1989 (1/14)	W	at Den. 37, Cle. 21^	Mile High Stadium
1989 (1/28)	L	S.F. 55, Den. 10#	Louisiana Superdome
1991 (1/4)	W	at Den. 26, Hou. 24*	Mile High Stadium
1991 (1/12)	L	at Buf. 10, Den. 7^	Rich Stadium
1993 (1/9)	L	at LAR 42, Den. 24%	L.A. Coliseum
1996 (1/4)	L	Jax. 30, at Den. 27*	Mile High Stadium
1997 (12/27)	W	at Den. 42, Jax. 17%	Mile High Stadium
1997 (1/4)	W	Den. 14, at K.C. 10*	Arrowhead Stadium
1997 (1/11)	W	Den. 24, at Pit. 21^	Three Rivers Stadium
1997 (1/25)	W	Den. 31, G.B. 24#	Qualcomm Stadium
1998 (1/9)	W	at Den. 38, Mia. 3*	Mile High Stadium
1998 (1/17)	W	at Den. 23, NYJ 10^	Mile High Stadium
1998 (1/31)	W	Den. 34, Atl. 19#	Pro Player Stadium
2000 (12/31)	L	at Bal. 21, Den. 3%	PSINet Stadium
2003 (1/4)	L	at Ind. 41, Den. 10%	RCA Dome
2004 (1/9)	L	at Ind. 49, Den. 24%	RCA Dome
2005 (1/14)	W	at Den. 27, N.E. 13*	INVESCO Field at Mile High
2005 (1/22)	L	Pit. 34, at Den. 17^	INVESCO Field at Mile High
2011 (1/8)	W	at Den. 29, Pit. 23 (OT)%	S.A.F. at Mile High
2011 (1/14)	L	at N.E. 45, Den. 10*	Gillette Stadium
2012 (1/12)	L	Bal. 38, at Den. 35 (OT)*	S.A.F. at Mile High
2013 (1/12)	W	at Den. 24, S.D. 17*	S.A.F. at Mile High

% - Wild Card Playoff Game; \* - AFC Divisional Playoff Game

^ - AFC Championship Game; # - Super Bowl



## BRONCOS WITH PLAYOFF EXPERIENCE / NFL STANDINGS

## ROUND-BY-ROUND PLAYOFF RECORD

The Broncos own a 19-17 (.528) all-time record in playoff games.

Included in their all-time postseason record is a 6-2 mark in conference championship games (4-1 at home).

## DENVER'S ROUND-BY-ROUND PLAYOFF RECORD

Round	Overall	Home	Away
Wild Card:	2-6 (.250)	2-0 (1.000)	0-6 (.000)
Divisional:	9-5 (.643)	8-3 (.727)	1-2 (.333)
Conf. Champ:	6-2 (.750)	4-1 (.800)	2-1 (.667)
Super Bowl:	2-4 (.333)	N/A	N/A
<b>TOTALS:</b>	<b>19-17 (.528)</b>	<b>14-4 (.778)</b>	<b>3-9 (.333)</b>

## BRONCOS WITH PLAYOFF EXPERIENCE

The Broncos' 53-man roster features 51 players who have appeared in a combined total of 181 playoff games.

## BRONCOS WITH PLAYOFF EXPERIENCE (active roster only)

Player	GP	W.C.	Div.	Conf.	S.B.
Peyton Manning	21	7	9	3	2
Wes Welker	10	0	5	3	2
Champ Bailey	9	3	5	1	0
Quentin Jammer	9	3	5	1	0
Shaun Phillips	9	3	5	1	0
D. Rodgers-Cromartie	7	2	3	1	1
Jacob Tamme	7	2	3	1	1
Winston Justice	6	4	1	1	0
Paris Lenon	5	3	2	0	0
Robert Ayers	4	1	3	0	0
Zane Beadles	4	1	3	0	0
David Bruton	4	1	3	0	0
Chris Clark	4	1	3	0	0
Britton Colquitt	4	1	3	0	0
Orlando Franklin	4	1	3	0	0
Virgil Green	4	1	3	0	0
Chris Harris Jr.	4	1	3	0	0
Nate Irving	4	1	3	0	0
Matt Prater	4	1	3	0	0
Demaryius Thomas	4	1	3	0	0
Mitch Unrein	4	1	3	0	0
Wesley Woodyard	4	1	3	0	0
Tony Carter	3	1	2	0	0
Eric Decker	3	1	2	0	0
Joel Dreessen	3	1	2	0	0
Jeremy Mincey	3	1	2	0	0
Mike Adams	2	0	2	0	0
Omar Bolden	2	0	2	0	0
Aaron Brewer	2	0	2	0	0
Andre Caldwell	2	1	1	0	0
Trindon Holliday	2	0	2	0	0
Malik Jackson	2	0	2	0	0
Steven Johnson	2	0	2	0	0
Knowshon Moreno	2	0	2	0	0
Manny Ramirez	2	0	2	0	0
Danny Trevathan	2	0	2	0	0
Louis Vasquez	2	0	2	0	0
Montee Ball	1	0	1	0	0
Ronnie Hillman	1	0	1	0	0
Michael Huff	1	0	1	0	0
Duke Ihenacho	1	0	1	0	0
Terrance Knighton	1	0	1	0	0
Chris Kuper	1	0	1	0	0
Brandon Marshall	1	0	1	0	0
Julius Thomas	1	0	1	0	0
Steve Vallos	1	0	1	0	0
Kayvon Webster	1	0	1	0	0
Sylvester Williams	1	0	1	0	0
Derek Wolfe	1	0	1	0	0
<b>TOTALS</b>	<b>181</b>	<b>45</b>	<b>118</b>	<b>12</b>	<b>6</b>

## 2013 NFL STANDINGS

## AFC East

Team	W	L	T	Pct	PF	PA	Home	Road	Div	AFC	NFC
z- N.E.	12	4	0	.750	444	338	8-0	4-4	4-2	9-3	3-1
NYJ	8	8	0	.500	290	387	6-2	2-6	3-3	5-7	3-1
Mia.	8	8	0	.500	317	335	4-4	4-4	2-4	7-5	1-3
Buf.	6	10	0	.375	339	388	4-4	2-6	3-3	5-7	1-3

## AFC North

Team	W	L	T	Pct	PF	PA	Home	Road	Div	AFC	NFC
z- Cin.	11	5	0	.688	430	305	8-0	3-5	3-3	8-4	3-1
Pit.	8	8	0	.500	379	370	5-3	3-5	4-2	6-6	2-2
Bal.	8	8	0	.500	320	352	6-2	2-6	3-3	6-6	2-2
Cle.	4	12	0	.250	308	406	3-5	1-7	2-4	3-9	1-3

## AFC South

Team	W	L	T	Pct	PF	PA	Home	Road	Div	AFC	NFC
z- Ind.	11	5	0	.688	391	336	6-2	5-3	6-0	9-3	2-2
Ten.	7	9	0	.438	362	381	3-5	4-4	2-4	6-6	1-3
Jac.	4	12	0	.250	247	449	1-7	3-5	3-3	4-8	0-4
Hou.	2	14	0	.125	276	428	1-7	1-7	1-5	2-10	0-4

## AFC West

Team	W	L	T	Pct	PF	PA	Home	Road	Div	AFC	NFC
<b>*- Den. 13</b>	<b>3</b>	<b>0</b>	<b>0</b>	<b>.813</b>	<b>606</b>	<b>399</b>	<b>7-1</b>	<b>6-2</b>	<b>5-1</b>	<b>9-3</b>	<b>4-0</b>
y- K.C.	11	5	0	.688	430	305	5-3	6-2	2-4	7-5	4-0
y- S.D.	9	7	0	.563	396	348	5-3	4-4	4-2	6-6	3-1
Oak.	4	12	0	.250	322	453	3-5	1-7	1-5	4-8	0-4

## NFC East

Team	W	L	T	Pct	PF	PA	Home	Road	Div	NFC	AFC
z- Phi.	10	6	0	.625	442	382	4-4	6-2	4-2	9-3	1-3
Dal.	8	8	0	.500	439	432	5-3	3-5	5-1	7-5	1-3
NYG	7	9	0	.438	294	383	4-4	3-5	3-3	6-6	1-3
Was.	3	13	0	.188	334	478	2-6	1-7	0-6	1-11	2-2

## NFC North

Team	W	L	T	Pct	PF	PA	Home	Road	Div	NFC	AFC
z- G.B.	8	7	1	.531	417	428	4-3	4-4	3-2	6-5	2-2
Chi.	8	8	0	.500	445	478	5-3	3-5	2-4	4-8	4-0
Det.	7	9	0	.438	395	376	4-4	3-5	4-2	6-6	1-3
Min.	5	10	1	.344	391	480	5-3	0-7	2-3	4-7	1-3

## NFC South

Team	W	L	T	Pct	PF	PA	Home	Road	Div	NFC	AFC
z- Car.	12	4	0	.750	366	241	7-1	5-3	5-1	9-3	3-1
y- N.O.	11	5	0	.688	414	304	8-0	3-5	5-1	9-3	2-2
Atl.	4	12	0	.250	353	443	3-5	1-7	1-5	3-9	1-3
T.B.	4	12	0	.250	288	389	3-5	1-7	1-5	2-10	2-2

## NFC West

Team	W	L	T	Pct	PF	PA	Home	Road	Div	NFC	AFC
<b>*- Sea.</b>	<b>13</b>	<b>3</b>	<b>0</b>	<b>.813</b>	<b>417</b>	<b>231</b>	<b>7-1</b>	<b>6-2</b>	<b>4-2</b>	<b>10-2</b>	<b>3-1</b>
y- S.F.	12	4	0	.750	406	272	6-2	6-2	5-1	9-3	3-1
Ari.	10	6	0	.625	379	324	6-2	4-4	2-4	6-6	4-0
Stl.	7	9	0	.438	348	364	5-3	2-6	1-5	4-8	3-1

y - Clinched Wild Card; z - Clinched Division;

\* - Clinched Division and Homefield Advantage.



## TEAM NOTES / OWNER &amp; CEO PAT BOWLEN

## BRONCOS EARN AFC NO. 1 SEED

The Denver Broncos earned the AFC's No. 1 seed and home-field advantage throughout the playoffs for the second consecutive year and the seventh time in franchise history.

The Broncos advanced to the Super Bowl in four of the previous six times they earned the conference's No. 1 seed.

## SEASONS EARNING THE AFC NO. 1 SEED, BRONCOS HISTORY

Year	Rec.	Coach	Postseason (rec.)
1977	12-2	Red Miller	Super Bowl (2-1)
1987	10-4-1	Dan Reeves	Super Bowl (2-1)
1989	11-5	Dan Reeves	Super Bowl (2-1)
1996	13-3	Mike Shanahan	Playoffs (0-1)
1998	14-2	Mike Shanahan	Super Bowl Champion (3-0)
2012	13-3	John Fox	Playoffs (0-1)
2013	13-3	John Fox	Playoffs (1-0)

## AFC WEST CHAMPIONS

The Broncos, who won the AFC West for the 13th time in their history in 2013, own the most titles among division members.

This season marks the first time in franchise history the Broncos have captured three consecutive divisional crowns.

## MOST AFC WEST DIVISION TITLES, NFL HISTORY

Team	No.
1. Denver	13
2. Oakland	12
3. San Diego	10
4. Kansas City	6
5. Seattle	2

## DENVER BRONCOS' AFC WEST TITLE SEASONS

Year	W	L	T	Coach	Postseason (Rec.)
1977	12	2	0	Red Miller	Super Bowl (2-1)
1978	10	6	0	Red Miller	Playoffs (0-1)
1984	13	3	0	Dan Reeves	Playoffs (0-1)
1986	11	5	0	Dan Reeves	Super Bowl (2-1)
1987	10	4	1	Dan Reeves	Super Bowl (2-1)
1989	11	5	0	Dan Reeves	Super Bowl (2-1)
1991	12	4	0	Dan Reeves	AFC Champ. (1-1)
1996	13	3	0	Mike Shanahan	Playoffs (0-1)
1998	14	2	0	Mike Shanahan	S.B. Champs (3-0)
2005	13	3	0	Mike Shanahan	AFC Champ. (1-1)
2011	8	8	0	John Fox	Playoffs (1-1)
2012	13	3	0	John Fox	Playoffs (0-1)
2013	13	3	0	John Fox	Playoffs (1-0)

## PAT BOWLEN IN HIS 30th SEASON

The 2013 season marks Pat Bowlen's 30th season as owner of the Denver Broncos.

Mr. Bowlen's 289 regular-season wins and 306 overall victories are the most by an owner in their first 30 years in professional football history.

## MOST OVERALL WINS BY AN OWNER IN FIRST 30 YEARS, PROFESSIONAL FOOTBALL HISTORY

Owner	Years (No.)	R.S.	Overall
1. Pat Bowlen, Den.	1984-2013 (30)	289	306
2. Al Davis, Oak.	1972-2001 (30)	277	296
3. Virginia Halas McCaskey, Chi.	1983-2012 (30)	259	269
4. George Halas, Chi.	1922-1951 (30)	247	253
5. Edward DeBartolo Jr., S.F.	1977-1999 (23)	226	248
Art Modell, Cle.	1961-1990 (30)	242	248
7. Tom Benson, N.O.	1985-2013 (29)	239	246
8. Alex Spanos, S.D.	1984-2013 (30)	231	238
Carroll Rosenbloom, Bal./LAN	1953-1978 (26)	226	238
10. Clint Murchison Jr., Dal.	1960-1983 (24)	214	234

## BOWLEN REACHES 300 WINS

Broncos Owner & CEO Pat Bowlen earned his 300th win in Week 10 against San Diego to become the first owner in professional football history to reach 300 wins in 30 years.

He also was the second-fastest owner to 300 wins in terms of games.

## FEWEST YEARS TO REACH 300 OVERALL WINS BY AN OWNER, PROFESSIONAL FOOTBALL HISTORY

Owner	Years
1. Pat Bowlen, Den.	30
2. Al Davis, Oak.	31
3. Lamar Hunt, K.C.	38
4. Art Modell, Cle./Bal.	39
5. Ralph Wilson, Buf.	40

## FEWEST GAMES TO REACH 300 OVERALL WINS BY AN OWNER, PROFESSIONAL FOOTBALL HISTORY

Owner	Games
1. Al Davis, Oak.	495
2. Pat Bowlen, Den.	501
3. George Halas, Chi.	536
4. Art Modell, Cle./Bal.	570
5. Lamar Hunt, K.C.	574

## PAT BOWLEN'S ALL-TIME RANKINGS AMONG PRO FOOTBALL PRIMARY OWNERS/CHAIRPERSONS

Category	No.	Rk.
Regular-Season Wins	289	9th
Overall Wins	305	9th
Winning Seasons	18	T-10th
Playoff Appearances	16	T-6th
Playoff Wins	16	T-6th
Conference Championship Berths	7	T-6th
Super Bowl Appearances	5	T-2nd
Super Bowl Wins	2	T-7th

**BOWLEN / EXEC. V.P. OF FOOTBALL OPS. JOHN ELWAY / HEAD COACH JOHN FOX****BOWLEN ERA MARKED BY ACHIEVEMENT**

Introduced as the majority owner of the Denver Broncos on March 23, 1984, Pat Bowlen has positioned the Broncos among the league's top franchises during the last three decades.

**REGULAR-SEASON WINS, NFL, 1984-PRES.**

Team	No.
1. San Francisco	295
<b>2. Denver</b>	<b>289</b>
3. New England	284
4. Pittsburgh	280
5. Green Bay	271

**OVERALL WINS, NFL, 1984-PRES.**

Team	No.
1. San Francisco	319
2. New England	308
<b>3. Denver</b>	<b>306</b>
4. Pittsburgh	299
5. Green Bay	288

**DIVISION TITLES, NFL, 1984-PRES.**

Team	No.
1. New England	14
2. San Francisco	13
3. Pittsburgh	12
<b>4. Denver</b>	<b>11</b>
5. Chicago	10
Green Bay	10
Indianapolis	10

**SEASONS WITH A .500 OR BETTER RECORD**

Team	No.
<b>1. Denver</b>	<b>25</b>
2. New England	23
3. Green Bay	22
Miami	22
Pittsburgh	22

**CONFERENCE CHAMP. GAMES, NFL, 1984-PRES.**

Team	No.
1. San Francisco	11
2. New England	10
Pittsburgh	9
<b>4. Denver</b>	<b>8</b>

**SUPER BOWL APPEARANCES, NFL, 1984-PRES.**

Team	No.
1. New England	7
<b>2. Den., NYG</b>	<b>5</b>
3. Buf., Pit. S.F.	4

**SUPER BOWL WINS, NFL, 1984-PRES.**

Team	No.
1. San Francisco	4
2. Dallas	3
New England	3
N.Y. Giants	3
<b>5. Den., G.B., Pit., Was.</b>	<b>2</b>

**ELWAY HAS BRONCOS BACK TO WINNING WAYS**

Since John Elway was hired in 2011 (and coming off a 4-12 record in 2010), the Broncos have totaled the third-most overall wins (36) in the NFL.

Denver is one of eight teams to average at least 10 wins a year from 2011-13, one of five clubs to make the postseason in each of the last three campaigns and one of three franchises to win a division title in each of the last three years.

**MOST OVERALL WINS, NFL, 2011-PRES.**

Team	W	L	T	Playoff App.
1. New England	41	13	0	3
2. San Francisco	41	13	1	3
<b>3. Denver</b>	<b>36</b>	<b>16</b>	<b>0</b>	<b>3</b>
Green Bay	35	16	1	3
Baltimore	35	19	0	2

**BRONCOS NFL RANKS UNDER JOHN ELWAY (2011-PRES.)**

Statistic	No.	Rk.
Reg. Season Wins	34	T-3rd
Overall Wins	36	3rd
Playoff Berths	3	T-1st
Division Titles	3	T-1st

**FOX JOINS AN ELITE GROUP**

Broncos Head Coach John Fox is just the fifth coach in NFL history to deliver division titles in each of his first three years with a team.

Fox, who took over a team that finished 4-12 in 2010, is just the third coach to accomplish the above feat after inheriting a team with a losing record and just the second individual to take a last-place team and lead it to three consecutive division crowns in his first three years.

**COACHES TO WIN DIVISION TITLES IN FIRST TWO YEARS WITH A TEAM**

Head Coach	Team	Years	Prev. Rec. (Div. Fin.)
Chuck Knox*	L.A. Rams	1973-77 (5)	6-7-1 (3rd)
Ted Marchibroda	Baltimore	1975-77 (3)	2-12 (5th)
Barry Switzer	Dallas	1994-96 (3)	12-4 (1st)
Norv Turner	San Diego	2007-09 (3)	14-2 (1st)
<b>John Fox</b>	<b>Denver</b>	<b>2011-12</b>	<b>4-12 (4th)</b>

\*Won more than three consecutive division titles

**FOX AMONG WINNINGEST NFL COACHES**

Broncos Head Coach John Fox ranks fifth among active NFL head coaches with 114 career wins. Those 114 career victories rank third among active head coaches since his first year with Carolina in 2002.

**MOST OVERALL WINS, ACTIVE NFL HEAD COACHES**

Coach	Reg. Season.	Postseason	Total
1. Bill Belichick, N.E./Cle.	199	18	217
2. Tom Coughlin, NYG/Jac.	158	11	169
3. Jeff Fisher, Stl./Ten.	157	5	162
4. Andy Reid, K.C./Phi.	141	10	151
<b>5. John Fox, Den./Car.</b>	<b>107</b>	<b>7</b>	<b>114</b>

**MOST OVERALL WINS, ACTIVE NFL HEAD COACHES, 2002-13**

Coach	Reg. Season.	Postseason	Total
1. Bill Belichick, N.E.	147	13	160
2. Andy Reid, K.C./Phi.	114	7	121
<b>3. John Fox, Den./Car.</b>	<b>107</b>	<b>7</b>	<b>114</b>
4. Tom Coughlin, NYG/Jac.	95	7	102
5. Jeff Fisher, Stl./Ten.	92	2	94





## HEAD COACH JOHN FOX / TEAM NOTES

## FOX'S YEAR-BY-YEAR COACHING BREAKDOWN

Year	Team	Reg. Season	Postseason
2002	Carolina	7-9	
2003	Carolina	11-5	S.B. XXXVIII (3-1)
2004	Carolina	7-9	
2005	Carolina	11-5	NFC Champ. Game (2-1)
2006	Carolina	8-8	
2007	Carolina	7-9	
2008	Carolina	12-4	Playoffs (0-1)
2009	Carolina	8-8	
2010	Carolina	2-14	
2011	Denver	8-8	Playoffs (1-1)
2012	Denver	13-3	Playoffs (0-1)
2013	Denver	13-3	Playoffs (1-0)

## BREAKDOWN OF JOHN FOX'S RECORD COACHING FOOTBALL

Category	W	L	T	Pct.
Regular season record as an NFL head coach	107	85	0	.557
Postseason record as an NFL head coach	7	5	--	.583
Overall record as an NFL head coach	114	90	0	.559
Regular season record as an NFL assistant coach	105	86	1	.549
Postseason record as an NFL assistant coach	4	4	--	.500
Overall record as an NFL assistant coach	109	90	1	.548
Overall record as an NFL coach	223	180	1	.553
Regular season record as a collegiate assistant coach	54	54	4	.500
Postseason record as a collegiate assistant coach	1	1	--	.500
Overall record as a collegiate assistant coach	55	55	4	.500
<b>Overall record coaching football</b>	<b>278</b>	<b>235</b>	<b>5</b>	<b>.542</b>

## BRONCOS COACHING RECORDS

Below is a look at the overall records (regular season and playoffs) for all of Denver's head coaches in the club's 54-year history.

## BRONCOS ALL-TIME HEAD COACHES' OVERALL RECORDS

Head Coach	Years	W	L	T	Pct.
Frank Filchok	1960-61	7	20	1	.268
Jack Faulkner	1962-64	9	22	1	.297
Mac Speedie*	1964-66	6	19	1	.250
Ray Malavasi*	1966	4	8	0	.333
Lou Saban	1967-71	20	42	3	.331
Jerry Smith*	1971	2	3	0	.400
John Ralston	1972-76	34	33	3	.507
Red Miller	1977-80	42	25	0	.627
Dan Reeves	1981-92	117	79	1	.596
Wade Phillips	1993-94	16	17	0	.485
Mike Shanahan	1995-2008	146	91	0	.616
Josh McDaniels	2009-10	11	17	0	.393
Eric Studesville*	2010	1	3	0	.250
<b>John Fox^</b>	<b>2011-13</b>	<b>36</b>	<b>15</b>	<b>0</b>	<b>.706</b>

\* - All games in 2013 credited to John Fox's record per Elias Sports Bureau

## FOX'S 11-WIN SEASONS

John Fox is one of just six active head coaches with at least five 11-win seasons. Additionally, he joins Bill Belichick (8), Tony Dungy (6) and Andy Reid (5) as the only individuals with five or more 11-win seasons since his first year as a head coach in 2002.

## MOST SEASONS WITH 11 WINS, NFL, SINCE 2002

Coach	No.
1. Bill Belichick, N.E.	8
2. Tony Dungy, Ind.	6
3. <b>John Fox, Car./Den.</b>	<b>5</b>
Andy Reid, Phi.	5
5. Mike McCarthy, G.B.	4
Sean Payton, N.O.	4

## PRO BOWL PLAYERS COACHED BY FOX

Broncos Head Coach John Fox has coached 33 players who have earned a total of 63 Pro Bowl selections at 14 different positions during his coaching career.

PRO BOWL PLAYERS COACHED BY FOX AS  
A POSITION COACH, COORDINATOR OR HEAD COACH

Player	Position	Pro Bowls	Years
Jesse Armstead	Linebacker	5	1997-2001
Champ Bailey	Cornerback	2	2011-12
Zane Beadles	Offensive Guard	1	2012
Jon Beason	Linebacker	3	2008-10
Gill Byrd	Cornerback	1	1992
Ryan Clady	Offensive Tackle	2	2011-12
Stephen Davis	Running Back	1	2003
Brian Dawkins	Safety	1	2011
Jake Delhomme	Quarterback	1	2005
Elvis Dumervil	Defensive End	2	2011-12
Mark Fields	Linebacker	1	2004
Jordan Gross	Offensive Tackle	2	2008, '10
Kris Jenkins	Defensive Tackle	3	2002-03, '06
Ryan Kalil	Center	2	2009-10
Peyton Manning	Quarterback	2	2012-13
Terry McDaniel	Cornerback	2	1994-95
Willis McGahee	Running Back	1	2011
Chester McGlockton	Defensive Tackle	2	1994-95
Von Miller	Linebacker	2	2011-12
Dan Morgan	Linebacker	1	2004
Muhsin Muhammad	Wide Receiver	1	2004
Julius Peppers	Defensive End	5	2004-06, '08-09
Matt Prater	Kicker	1	2013
Mike Rucker	Defensive End	1	2003
Todd Sauerbrun	Punter	2	2002-03
Steve Smith	Wide Receiver	3	2005-06, '08
Michael Strahan	Defensive End	4	1997-99, 2000
Demaryius Thomas	Wide Receiver	2	2012-13
Julius Thomas	Tight End	1	2013
Louis Vasquez	Offensive Guard	1	2013
Mike Wahle	Offensive Guard	1	2005
DeAngelo Williams	Running Back	1	2009
Rod Woodson	Cornerback	3	1989-91
<b>Totals</b>	<b>33 plrs./14 pos.</b>	<b>63</b>	

DEL RIO LEADS TEAM TO 3-1 RECORD  
AS INTERIM HEAD COACH

Defensive Coordinator Jack Del Rio led the Broncos to a 3-1 record in the four games he served as interim head coach after John Fox underwent aortic heart valve replacement surgery on Nov. 4.

Del Rio, who spent nine seasons (2003-11) as head coach of the Jacksonville Jaguars and compiled a 69-73 (.486) overall record, was the fifth individual in Broncos history to serve as a head coach on an interim basis.

## BRONCOS ALL-TIME INTERIM HEAD COACHES

Head Coach	Years	W	L	T	Pct.
Mac Speedie*	1964-66	6	19	1	.250
Ray Malavasi	1966	4	8	0	.333
Jerry Smith	1971	2	3	0	.400
Eric Studesville	2010	1	3	0	.250
<b>Jack Del Rio^</b>	<b>2013</b>	<b>3</b>	<b>1</b>	<b>0</b>	<b>.750</b>

\* - Named permanent head coach prior to 1965 season; ^ - 2013 record officially credited to John Fox per Elias Sports Bureau



## TEAM NOTES

## VETERAN FREE-AGENT SIGNINGS

Below is a look at the Broncos' offseason unrestricted free-agent signings.

## UNRESTRICTED FREE-AGENT SIGNINGS, 2013

Player	Pos.	Former Club
Quentin Jammer	CB	San Diego
Terrance Knighton	DT	Jacksonville
Shaun Phillips	DE	San Diego
D. Rodgers-Cromartie	CB	Philadelphia
Louis Vasquez	G	San Diego
Wes Welker	WR	New England

## NEW FACES IN DENVER

Denver's current active roster features 18 players who were not with the club in 2012.

Included in that total are 12 veteran free agents, four draft selections, one college free agent and one waiver acquisition. Of the 18 new players, six are listed atop the depth chart at their respective positions.

## DENVER BRONCOS NEW PLAYER BREAKDOWN

Type	No.
Veteran Free Agents	12
Draft Choices	4
College Free Agents	1
Waiver Acquisitions	1
<b>TOTAL</b>	<b>18</b>

## NEW PLAYERS ON DENVER'S ACTIVE ROSTER IN 2013

Player	Pos.	Exp.	How Acq.
C.J. Anderson	RB	R	College F.A.
Montee Ball	RB	R	Draft (2)
Zac Dysert	QB	R	Draft (7)
Sione Fua	DT	3	Free Agent
Michael Huff	S	8	Free Agent
Quentin Jammer	CB	12	UFA (S.D.)
Winston Justice	T	8	Free Agent
<i>Terrance Knighton</i>	<i>DT</i>	<i>5</i>	<i>UFA (Jac.)</i>
Paris Lenon	LB	12	Free Agent
Brandon Marshall	LB	2	Free Agent
Jeremy Mincey	DE	6	Free Agent
<i>Shaun Phillips</i>	<i>DE</i>	<i>10</i>	<i>UFA (S.D.)</i>
<i>D. Rodgers-Cromartie</i>	<i>CB</i>	<i>6</i>	<i>UFA (Phi.)</i>
Steve Vallos	C	6	Free Agent
<i>Louis Vasquez</i>	<i>G</i>	<i>5</i>	<i>UFA (S.D.)</i>
Kayvon Webster	CB	R	Draft (3)
<i>Wes Welker</i>	<i>WR</i>	<i>10</i>	<i>UFA (N.E.)</i>
<i>Sylvester Williams</i>	<i>DT</i>	<i>R</i>	<i>Draft (1)</i>

\* - Starters listed in italics

## PRO BOWL BRONCOS

Five Broncos were named to the Pro Bowl this season: quarterback Peyton Manning, kicker Matt Prater, wide receiver Demaryius Thomas, tight end Julius Thomas and guard Louis Vasquez.

## DENVER BRONCOS 2013 PRO BOWL SELECTIONS

Player	Pos.	Selection
Peyton Manning	QB	13th
Matt Prater	K	1st
Demaryius Thomas	WR	2nd
Julius Thomas	TE	1st
Louis Vasquez	G	1st

## ALL-PRO BRONCOS

Four Broncos were named to the Associated Press All-Pro Team in 2013, including Peyton Manning, whose seventh career first-team selection tied Hall of Famer Otto Graham for the most all-time among quarterbacks.

## DENVER BRONCOS 2013 ALL-PRO SELECTIONS

Player	Pos.	Team
Peyton Manning*	QB	First Team
Matt Prater	K	Second Team
Demaryius Thomas	WR	Second Team
Louis Vasquez	G	First Team

\*Unanimous selection

## COLLEGE FREE-AGENT ANDERSON MAKES ACTIVE ROSTER

For the 10th consecutive year, at least one rookie college free agent made the Broncos' active roster out of training camp for the first week of the regular season.

Running back C.J. Anderson (California) extended that streak for the Broncos in 2013. He represents the 16th rookie college free agent to make Denver's active roster out of training camp since 1997.

Denver's streak of 10 consecutive years with a college free agent on the Week 1 active roster is tied for the third-longest active streak in the NFL.

CONSECUTIVE SEASONS WITH A ROOKIE CFA ON WEEK 1 ROSTER  
(Current NFL Streaks)

Team	No.
1. Indianapolis	15
2. Kansas City	11
<b>3. Denver</b>	<b>10</b>
Baltimore	10
New England	10

COLLEGE FREE AGENTS TO MAKE DENVER'S  
53-MAN ROSTER OUT OF TRAINING CAMP, SINCE 2004

Year	Player	College
2004	CB Roc Alexander	Washington
2005	TE Wesley Duke	Mercer
2006	RB Mike Bell	Arizona
2007	RB Selvin Young	Texas
2008	P Brett Kern	Toledo
2008	T Tyler Polumbus	Colorado
2008	ILB Wesley Woodyard	Kentucky
2009	DL Chris Baker	Hampton
2010	CB Cassius Vaughn	Mississippi
2011	CB Chris Harris	Kansas
2012	LS Aaron Brewer	San Diego State
2012	LB Steven Johnson	Kansas
<b>2013</b>	<b>RB C.J. Anderson</b>	<b>California</b>



## OFFENSIVE NOTES

## BRONCOS OFFENSIVE NOTES

**QUICKLY:**

\* - **Adam Gase** is in his first season as offensive coordinator for the Broncos after coaching quarterbacks for the club from 2011-12 and wide receivers from 2009-10.

\* - The Broncos' 606 points scored in 2013 represents a single-season NFL record.

\* - The Broncos topped 40 points in a team-record six games and have tied the NFL record by eclipsing 50 points in three contests.

\* - The Broncos are the first team in NFL history with five players scoring at least 10 touchdowns from scrimmage.

\* - **QB Peyton Manning**, who was signed by the Broncos on March 21, 2012, is the league's only four-time MVP and the NFL's active leader in nearly every major passing category.

\* - **Manning** owns the second-most regular-season wins (167) by a starting quarterback in NFL history, trailing only Brett Favre in that category.

\* - **Manning** owns an NFL-record 10 seasons with at least 12 wins.

\* - **Manning** has orchestrated an NFL-record 50 game-winning drives in the fourth quarter or overtime.

\* - **Manning's** 26 career AFC Offensive Player of the Week honors are the most by a player since the award was initiated by the NFL in 1984.

\* - **Manning** has been named to 13 career Pro Bowls to tie for the second-most selections in NFL history.

\* - **Manning** threw an NFL-record 55 touchdown passes and 5,477 yards for Denver in 2013.

\* - **Manning** tied the NFL record with seven passing touchdowns against Baltimore in Week 1.

\* - **WR Eric Decker's** 33 career receiving touchdowns are the most by a Broncos player through his first four seasons.

\* - **WR Demaryius Thomas** ranked second in the NFL with 14 receiving touchdowns and fourth in the league with 1,430 receiving yards.

\* - **Thomas** ranks first in the NFL with 35 receptions of 25+ yards during the last two years.

\* - **Thomas** and **Decker** are joined by Cris Carter and Randy Moss (Min., 1998-99) as the only wide receiver tandems in NFL history with 1,000 yards and 10 touchdowns each in consecutive seasons.

\* - **WR Wes Welker** owns 841 career receptions, trailing only Broncos Ring of Fame wide receiver Rod Smith (849) among undrafted players in league history.

\* - **Welker** owns two of the Top 4 single-season receiving totals in NFL history in addition to representing one of just two players in league annals to top the 100-catch mark five times.

\* - **TE Julius Thomas** posted 12 receiving touchdowns in 2013 to represent the most by a tight end in franchise history.

\* - **RB Knowshon Moreno** is the first player in franchise history to reach 1,000 rushing yards and 500 receiving yards in a season.

## OFFENSE PRODUCES

Denver, which led the league in scoring (37.9 ppg) this year, totaled the most points (606) in NFL history for a single season.

Even in an era of increased scoring averages, Denver's offensive output was impressive. To wit, in professional football history only the 1941 Chicago Bears scored a higher percentage (53.2%) of points than the second-place team in the league.

## MOST POINTS PER GAME, NFL, 2013

Team	Pts/G
1. Denver	37.9
2. Chicago	27.8
3. New England	27.8
4. Philadelphia	27.6
5. Dallas	27.4

## MOST POINTS SCORED, SINGLE SEASON, NFL HISTORY

Team	Year	Pts.
1. Denver	2013	606
2. New England	2007	589
3. Green Bay	2011	560
4. New England	2012	557
5. Minnesota	1998	556

## MOST PPG MORE THAN SECOND-PLACE TEAM, SINGLE SEASON, PRO FOOTBALL HISTORY

Player	Year	Pts.	2nd Place	Increase (Pct.)
1. Chicago	1941	36.0	Green Bay (23.5)	+12.5 (53.2%)
2. Denver	2013	37.9	Chicago (27.8)	+10.1 (36.3%)
3. New England	2007	36.8	Dallas (28.4)	+8.4 (29.6%)
4. L.A. Rams	1950	38.8	N.Y. Yanks (30.5)	+8.3 (27.2%)
5. Baltimore	1959	31.2	N.Y. Giants (23.7)	+7.5 (31.6%)

## HIGH-SCORING GAMES

The Broncos topped 40 points in a team-record six games and tied the NFL record by eclipsing 50 points in three contests in 2013.

The Broncos' streak of 18 regular-season games scoring at least 25 points—the longest such streak in NFL history—came to an end in Week 15 against San Diego.

## MOST GAMES SCORING 50+ POINTS, NFL HISTORY

Team	Year	No.
1. Denver	2013	3
Minnesota	1969	3
Dallas	1966	3
L.A. Rams	1950	3
N.Y. Giants	1950	3

## MOST GAMES SCORING 40+ POINTS, BRONCOS HISTORY

Year	No.
1. 2013	6
2. 1998	3
1976	3
1973	3
5. 2000	2
1962	2



## OFFENSIVE NOTES

## HIGH-SCORING GAMES, cont.

## MOST POINTS, SINGLE GAME, BRONCOS HISTORY

Opp. (Date)	Pts.
1. vs. Phi. (9/29/13)	52
2. vs. Ten. (12/8/13)	51
at Dal. (10/6/13)	51
4. vs. S.D. (10/6/63)	50
5. vs. Bal. (9/5/13)	49
vs. K.C. (11/14/10)	49
vs. Phi. (10/30/05)	49

MOST CONSECUTIVE REG. SEASON GAMES  
SCORING 25+ POINTS, NFL HISTORY

Team	Year(s)	No.
1. Denver	2012-13	18
2. St. Louis	1999-2000	14
Washington	1983	14
4. New England	2010-11	13

## BRONCOS SPREAD OUT THE SCORING

The Broncos were the first team in NFL history with five players scoring at least 10 touchdowns from scrimmage. No other team in NFL history has had more than three players reach double figures in touchdowns in a single season.

## DENVER BRONCOS 2013 TOUCHDOWN LEADERS

Player	Rush TD	Rec TD	Tot TD
1. Demaryius Thomas	0	14	14
2. Knowshon Moreno	10	3	13
3. Julius Thomas	0	12	12
4. Eric Decker	0	11	11
5. Wes Welker	0	10	10

## OFFENSE FINDS THE END ZONE

The Broncos scored 71 offensive touchdowns on 202 possessions this season with their 35.1% TD percentage leading the league by a wide margin.

Their red zone efficiency (76.1% / 51-of-67) also led the NFL in 2013.

## TOUCHDOWN EFFICIENCY LEADERS, NFL, 2013

Team	Drives	TDs	Pct.
1. Denver	202	71	35.1
2. New Orleans	181	49	27.1
3. Philadelphia	201	51	25.4
4. Chicago	182	45	24.7
5. Dallas	183	45	24.6

## RED ZONE EFFICIENCY LEADERS, NFL, 2013

Team	RZ Drives	RZ TDs	Pct.
1. Denver	67	51	76.1
2. Cincinnati	46	34	73.9
3. Dallas	51	35	68.6
4. Detroit	56	35	62.5
5. Oakland	42	25	59.5

## OFFENSIVE LINE PROVIDES PROTECTION

The Broncos allowed the fewest sacks (20) in the NFL this season and produced a league-high six games without allowing a quarterback take-down.

## FEWEST SACKS ALLOWED, NFL, 2013

Team	No.
1. Denver	20
2. Detroit	23
3. Cincinnati	29
4. Chicago	30
San Diego	30

## MOST GAMES ALLOWING ZERO SACKS, NFL, 2013

Team	No.
1. Denver	6
2. Cincinnati	5
3. Detroit	4
St. Louis	4
5. Three teams	3

## MANNING A FOUR-TIME NFL MVP

Broncos quarterback Peyton Manning is the only four-time MVP in NFL history (2003-04, '08-09).

He has placed in the Top 3 of the Associated Press' MVP voting eight times in his career, including a runner-up finish in his first season with the Broncos in 2012. He also finished second in voting following the 1999 and 2005 seasons.

## MOST NFL MVP AWARDS, NFL HISTORY

Player	MVPs	Years Selected
1. Peyton Manning	4	2003-04, '08-09
2. Brett Favre	3	1995-97
Johnny Unitas	3	1959, '64, '67
Jim Brown	3	1957-58, '65
5. Tom Brady	2	2007, '10
Kurt Warner	2	1999, '01
Steve Young	2	1992, '94
Joe Montana	2	1989-90

## MANNING NAMED TO 13TH PRO BOWL

Quarterback Peyton Manning this year was named to his 13th Pro Bowl to tie for the second-most selections in NFL history.

## MOST PRO BOWL SELECTIONS, NFL HISTORY

Player	No.
1. Bruce Matthews	14
2. Peyton Manning	13
Tony Gonzalez	13
Jerry Rice	13
Reggie White	13





## OFFENSIVE NOTES

## MANNING ACCUSTOMED TO WINNING

Quarterback Peyton Manning owns the second-most regular-season wins (167) by a starting quarterback in NFL history, trailing only Brett Favre in that category.

In Denver's Week 10 win against San Diego, Manning passed Favre for the most regular-season road wins by a starting quarterback in NFL history.

His 26 wins since joining the Broncos represent the most victories by a quarterback in his first two years with a team since the 1970 NFL merger.

## MOST VICTORIES BY A STARTING QB, REGULAR SEASON, NFL HISTORY

Player	W	L	T	Pct.
1. Brett Favre	186	112	0	.624
2. <b>Peyton Manning*</b>	<b>167</b>	<b>73</b>	<b>0</b>	<b>.696</b>
3. John Elway	148	82	1	.643
Tom Brady*	148	43	0	.775
5. Dan Marino	147	93	0	.613

\*active player

## MOST VICTORIES BY A STARTING QB, REGULAR SEASON, ACTIVE PLAYERS

Player	W	L	T	Pct.
1. <b>Peyton Manning</b>	<b>167</b>	<b>73</b>	<b>0</b>	<b>.696</b>
2. Tom Brady	148	43	0	.775
3. Drew Brees	110	75	0	.595
4. Ben Roethlisberger	95	46	0	.674
5. Eli Manning	85	66	0	.563

## MOST ROAD VICTORIES BY A STARTING QB, REGULAR SEASON, NFL HISTORY

Player	W	L	T	Pct.
1. <b>Peyton Manning*</b>	<b>77</b>	<b>43</b>	<b>0</b>	<b>.642</b>
2. Brett Favre	73	76	0	.490
3. Tom Brady*	65	30	0	.684
Dan Marino	65	55	0	.542
5. Joe Montana	61	20	0	.753

\*active player

## MOST VICTORIES BY A QUARTERBACK IN HIS FIRST TWO YEARS WITH A TEAM, SINCE 1970 NFL MERGER

Player	Year	No.
1. <b>Peyton Manning, Den.</b>	<b>2012-13</b>	<b>26</b>
2. Russell Wilson, Sea.	2012-13	24
3. Ben Roethlisberger, Pit.	2004-05	22
4. Dan Marino, Mia.	1983-84	21
Jay Fiedler, Mia.	2000-01	21

## MANNING'S SITUATIONAL RECORDS

Below is a look at Peyton Manning's career situational records. He owns a career 167-73 (.696) regular-season record.

## PEYTON MANNING CAREER SITUATIONAL RECORDS

Throws 0 TD passes.....	12-13	on Sunday . . . . .	145-66
Throws 1+TD passes.....	153-59	on Monday . . . . .	13-4
Throws 2+TD passes.....	113-37	on Thursday . . . . .	9-2
Throws 3+TD passes.....	68-16	on Saturday . . . . .	0-1
Throws 4+TD passes.....	28-3	in September . . . . .	36-14
Throws for <200 yds. ....	23-16	in October . . . . .	38-16
Throws for 200+yds. ....	144-57	in November . . . . .	44-20
Throws for 300+yds. ....	56-29	in Dec./Jan. . . . .	49-23
Was not intercepted.....	94-14	at home . . . . .	90-30
Was intercepted.....	73-59	on road . . . . .	77-43
Was not sacked.....	70-24	in division . . . . .	67-31
Was sacked.....	97-49	in conference . . . . .	126-54
Posts 100+rating.....	79-10	out of conference . . . . .	41-19

## MANNING'S 3,000/4,000-YARD PASSING SEASONS

Quarterback Peyton Manning has totaled 13 4,000-yard passing seasons to represent the most in NFL history.

Manning also owns 15 seasons with 3,000 passing yards to mark the second-most in NFL history (Brett Favre, 18).

## MOST 4,000-YARD PASSING SEASONS, NFL HISTORY

Player	No.	Years
1. <b>Peyton Manning*</b>	<b>13</b>	<b>1999-2004, '06-10, '12-13</b>
2. Drew Brees*	8	2006-13
3. Tom Brady*	6	2005, '07, '09, '11-13
Brett Favre	6	1995, '98-99, 2004, '07, '09
Dan Marino	6	1984-86, '88, '92, '94

\*active

## MOST 3,000-YARD PASSING SEASONS, NFL HISTORY

Player	No.	Years
1. Brett Favre	18	1992-2009
2. <b>Peyton Manning*</b>	<b>15</b>	<b>1998-2010, '12-13</b>
3. Dan Marino	13	1984-92, '94-95, '97-98
4. John Elway	12	1985-91, '93-97
5. Drew Brees*	11	2002, '04-13

\*active

## MANNING REACHES 60,000 YARDS

In Week 2 against the N.Y. Giants, quarterback Peyton Manning joined Brett Favre and Dan Marino as the only players in NFL history to throw for 60,000 yards.

He reached 60,000 yards in 7,841 career attempts, making him the fastest player to reach the milestone.

## FEWEST ATTEMPTS TO REACH 60,000 PASSING YARDS, NFL HISTORY

Player	Att.
1. <b>Peyton Manning</b>	<b>7,841</b>
2. Dan Marino	8,130
3. Brett Favre	8,551



## OFFENSIVE NOTES

## MANNING'S RECORD-BREAKING 2013 SEASON

Broncos quarterback Peyton Manning broke multiple NFL passing records in 2013, most notably the single-season marks for touchdowns (55) and yards (5,477).

## PEYTON MANNING'S SINGLE-SEASON STATISTICAL RECORDS, 2013

Statistic	No.	Old Record
Passing Yards	5,477	5,476 (Drew Brees, 2011)
Passing TDs	55	51 (Tom Brady, 2007)
Passing First Downs	289	278 (Drew Brees, 2011)

## MOST PASSING TOUCHDOWNS, SINGLE SEASON, NFL HISTORY

Player	Year	No.
1. Peyton Manning, Den.	2013	55
2. Tom Brady, N.E.	2007	50
3. Peyton Manning, Ind.	2004	49
4. Dan Marino, Mia.	1984	48
5. Drew Brees, N.O.	2011	46

## MOST PASSING YARDS, SINGLE SEASON, NFL HISTORY

Player	Year	No.
1. Peyton Manning, Den.	2013	5,477
2. Drew Brees, N.O.	2011	5,476
3. Tom Brady, N.E.	2011	5,235
4. Drew Brees, N.O.	2012	5,177
5. Dan Marino, Mia.	1984	5,084

## MOST PASSING FIRST DOWNS, SINGLE SEASON, NFL HISTORY

Player	Year	No.
1. Peyton Manning, Den.	2013	289
2. Drew Brees, N.O.	2011	278
3. Drew Brees, N.O.	2012	266
4. Matthew Stafford, Det.	2012	264
5. Tom Brady, N.E.	2011	261

## MANNING GOES FOR SEVEN TDs vs. RAVENS

Broncos quarterback Peyton Manning threw for an NFL record-tying seven touchdowns against Baltimore in Week 1.

His seven touchdown passes were the most in a single game since Joe Kapp accomplished the feat a year before the 1970 NFL-AFL merger.

## MOST PASSING TOUCHDOWNS, SINGLE GAME, NFL HISTORY

Player	Opponent (Date)	No.
1. Peyton Manning, Den.	vs. Bal. (9/5/13)	7
Nick Foles, Phi.	at Oak. (11/3/13)	7
Joe Kapp, Min.	vs. Bal. (9/28/69)	7
Y.A. Tittle, NYG	vs. Was. (10/28/62)	7
George Blanda, Hou.	vs. NYT (11/19/61)	7
Adrian Burk, Phi.	vs. Was. (10/17/54)	7
Sid Luckman, Chi.	vs. NYG (11/14/43)	7

## MANNING'S TOUCHDOWN RANKS

Below is a look at where Broncos quarterback Peyton Manning ranks among players in terms of single-game touchdown passes:

## PEYTON MANNING'S CAREER TD PASS RANKINGS

Games with...	No.	Rk.
1+ touchdowns	214	2
2+ touchdowns	150	2
3+ touchdowns	85	1
4+ touchdowns	31	1
5+ touchdowns	8	1t
6+ touchdowns	3	1
7+ touchdowns	1	1t

## MANNING CLIMBS DENVER RECORD BOOKS

In just two seasons, Broncos quarterback Peyton Manning already ranks second in touchdown passes in addition to ranking fifth in club annals in passing yards.

## MOST TOUCHDOWN PASSES, BRONCOS HISTORY

Player	No.
1. John Elway	300
2. Peyton Manning	92
3. Craig Morton	74
4. Jake Plummer	71
Brian Griese	71

## MOST PASSING YARDS, BRONCOS HISTORY

Player	No.
1. John Elway	51,475
2. Craig Morton	11,895
3. Brian Griese	11,763
4. Jake Plummer	11,631
5. Peyton Manning	10,136

## MANNING'S GAME-WINNING DRIVES

Broncos quarterback Peyton Manning owns the most game-winning drives in the fourth quarter or overtime (50) since the 1970 NFL merger, according to Elias Sports Bureau.

Included in his career total are seven game-winning drives during the 1999 and 2009 seasons that are tied for the NFL single-season record.

## MOST CAREER GAME-WINNING DRIVES IN FOURTH QUARTER OR OVERTIME, SINCE 1970 NFL MERGER

Player	No.
1. Peyton Manning, Den./Ind.	50
2. Dan Marino, Mia.	47
3. Brett Favre, Min./NYJ/G.B./Atl.	43
4. John Elway, Den.	40
5. Warren Moon, K.C./Sea./Min./Hou.	35

## MANNING'S ACCURACY ON DISPLAY

Broncos quarterback Peyton Manning owns an NFL-record 81 career regular-season games completing at least 70 percent of his passes.

In Denver's Week 17 win at Oakland, Manning completed 89.3 percent of his passes (25-of-28) to represent the highest completion rate in Broncos history (min. 20 att.) and the second-highest mark in league annals (min. 28 att.).

## MOST GAMES COMPLETING 70 PERCENT OF PASSES, NFL HISTORY

Player	No.
1. Peyton Manning*	81
2. Drew Brees*	64
3. Brett Favre	59
4. Steve Young	50
5. Philip Rivers*	44
Joe Montana	44
*active	

## HIGHEST COMPLETION PCT., SINGLE GAME, BRONCOS HISTORY (min. 20 att.)

Player	Opponent (Date)	Att.	Cmp.	Yds.	Pct.
1. Peyton Manning	at Oakland (12/29/13)	28	25	266	89.3
2. Peyton Manning	vs. Oakland (9/23/13)	37	32	374	86.5
3. Craig Morton	vs. Kansas City (12/10/78)	22	19	283	86.4
4. Hugh Millen	at San Francisco (12/17/94)	23	19	217	82.6
5. Peyton Manning	vs. Philadelphia (9/29/13)	34	28	327	82.4



## OFFENSIVE NOTES

## MANNING'S 2012-13 STATISTICAL RANKINGS

Below is a look at where Broncos quarterback Peyton Manning ranks among NFL quarterbacks since he signed with the Broncos prior to the 2012 season:

## PEYTON MANNING'S STATISTICAL PASSING RANKS, 2012-13

Statistic	No.	Rk.
Wins	26	1
Attempts	1,242	4
Completions	850	3
Passing Yards	10,136	2
Passing TDs	92	1
Completion Pct.	68.4	1
Passer Rtg.	110.8	1
300-yard Passing Games	21	1t
Games with 3+ Passing TDs	20	1
Games with 100+ Passer Rtg.	20	1

## MANNING'S REGULAR-SEASON STATISTICAL RANKINGS

Below is a look at where Broncos quarterback Peyton Manning ranks all-time in major regular-season statistical passing categories.

## PEYTON MANNING'S REGULAR SEASON STATISTICAL PASSING RANKS

Career Statistic	No.	Active Rk.	All-Time Rk.
Wins (QBs)	167	1	2
Attempts	8,452	1	2
Completions	5,532	1	2
Passing Yards	64,964	1	2
Passing TDs	491	1	2
Passer Rtg. (min. 1,500 att.)	97.0	2	2
300-yard Passing Games	84	1	1
Games with 3+ Passing TDs	84	1	1
Games with 100+ Passer Rtg.	102	1	2
3,000-yard passing seasons	15	1	2
4,000-yard passing seasons	13	1	1
Seasons with 25+ Passing TDs	15	1	1

## MOST PASSING ATTEMPTS, NFL HISTORY

Player	No.
1. Brett Favre	10,169
2. Peyton Manning	8,452
3. Dan Marino	8,358
4. John Elway	7,250
5. Warren Moon	6,823

## MOST PASSING COMPLETIONS, NFL HISTORY

Player	No.
1. Brett Favre	6,300
2. Peyton Manning	5,532
3. Dan Marino	4,967
4. Drew Brees	4,481
5. Tom Brady	4,178

## MOST PASSING YARDS, NFL HISTORY

Player	No.
1. Brett Favre	71,838
2. Peyton Manning	64,964
3. Dan Marino	61,361
4. John Elway	51,475
5. Drew Brees	51,081

## MOST PASSING TOUCHDOWNS, NFL HISTORY

Player	No.
1. Brett Favre	508
2. Peyton Manning	491
3. Dan Marino	420
4. Drew Brees	363
5. Tom Brady	359

## MANNING NO STRANGER TO POSTSEASON

Including this season, Peyton Manning has led his teams to 13 postseason berths in his career to represent the most by a quarterback in NFL history.

## MOST SEASONS LEADING A TEAM TO THE PLAYOFFS, QUARTERBACKS, NFL HISTORY

Player	No.
1. Peyton Manning	13
2. Brett Favre	12
3. Tom Brady	11
Joe Montana	11
5. Dan Marino	10

## MANNING'S POSTSEASON STATISTICAL RANKINGS

Below is a look at where Broncos quarterback Peyton Manning ranks all-time in major postseason statistical passing categories.

## PEYTON MANNING'S POSTSEASON STATISTICAL PASSING RANKS

Career Statistic	No.	Active Rk.	All-Time Rk.
Postseason Berths (QBs)	13	1	1
Wins (QBs)	9	3	11
Attempts	797	2	2
Completions	506	2	2
Passing Yards	5,909	2	2
Passing TDs	34	2	4
Passer Rtg. (min. 100 att.)	88.6	7	16
300-yard Passing Games	8	1	1
Games with 3+ Passing TDs	5	1	2t
Games with 100+ Passer Rtg.	5	2t	9t

## MOST POSTSEASON PASSING ATTEMPTS, NFL HISTORY

Player	No.
1. Tom Brady	912
2. Peyton Manning	797
3. Brett Favre	791
4. Joe Montana	734
5. Dan Marino	687

## MOST POSTSEASON PASSING COMPLETIONS, NFL HISTORY

Player	No.
1. Tom Brady	566
2. Peyton Manning	506
3. Brett Favre	481
4. Joe Montana	460
5. Dan Marino	385

## MOST POSTSEASON PASSING YARDS, NFL HISTORY

Player	No.
1. Tom Brady	6,147
2. Peyton Manning	5,909
3. Brett Favre	5,855
4. Joe Montana	5,772
5. John Elway	4,964

## MOST PASSING TOUCHDOWNS, NFL HISTORY

Player	No.
1. Joe Montana	45
2. Brett Favre	44
3. Tom Brady	42
4. Peyton Manning	34
5. Dan Marino	32
5. Kurt Warner	31



## OFFENSIVE NOTES

## MANNING'S 300-YARD PASSING GAMES

Peyton Manning owns the most 300-yard passing games (84) in NFL history during the regular season after passing Hall of Fame quarterback Dan Marino with his 330-yard effort against Houston in Week 3 of 2012.

Including his eight 300-yard passing games in the postseason, Manning also owns the most overall 300-yard games (92) in NFL history.

He owns 12 games with 300 yards passing this season to represent a franchise record.

## MOST 300-YARD PASSING GAMES, REGULAR SEASON NFL HISTORY

Player	No.
1. Peyton Manning*	84
2. Drew Brees*	78
3. Dan Marino	63
4. Brett Favre	62
5. Tom Brady*	59

\*active

## MOST GAMES WITH 300 PASSING YARDS, SINGLE SEASON, BRONCOS HISTORY

Player	Year	No.
1. Peyton Manning	2013	12
2. Peyton Manning	2012	9
3. Jay Cutler	2008	8
4. Kyle Orton	2010	6
5. Brian Griese	2000	5
John Elway	1995	5

## MANNING'S PLAYER OF THE WEEK/MONTH HONORS

Broncos quarterback Peyton Manning owns the most conference Player of the Week honors (26) since the award was initiated by the NFL in 1984.

He has won three Offensive Player of the Week awards this season (Weeks 1, 3, 16).

He also owns the most AFC Offensive Player of the Month honors (8) since the award's inception in 1986.

## MOST CONFERENCE PLAYER OF THE WEEK AWARDS, NFL HISTORY

Player	No.
1. Peyton Manning*	26
2. Tom Brady*	24
3. Dan Marino	18
4. Drew Brees*	16
Brett Favre	16
6. John Elway	15

\*active

## MOST CONFERENCE PLAYER OF THE MONTH AWARDS, NFL HISTORY

Player	No.
1. Peyton Manning*	8
2. Tom Brady*	6
Aaron Rodgers, G.B.*	6
Brett Favre	6
Bruce Smith	6
Steve Young	6
Barry Sanders	6

## MANNING DRIVES RATINGS

Broncos quarterback Peyton Manning ranked second in the NFL in passer rating (115.1) in 2013—a figure that represents the fifth-highest rating in a single season in league history.

His Week 12 game against New England snapped his NFL-record 23-game streak posting at least a 90.0 passer rating.

Manning posted 10 games in 2013 with a 100+rating to tie his own franchise record in that category.

## HIGHEST QUARTERBACK RATING, NFL, 2013

Player	Att.	Cmp.	Yds.	TD	INT	Rtg.
1. Nick Foles, Phi.	317	203	2,891	27	2	119.2
2. Peyton Manning, Den.	659	450	5,477	55	10	115.1
3. Josh McCown, Chi.	224	149	1,829	13	1	109.0
4. Philip Rivers, S.D.	544	378	4,478	32	11	105.5
5. Aaron Rodgers, G.B.	290	193	2,536	17	6	104.9

## HIGHEST QUARTERBACK RATING, SINGLE SEASON, NFL HISTORY

Player	Year	Att.	Cmp.	Yds.	TD	INT	Rtg.
1. Aaron Rodgers, G.B.	2011	502	343	4,643	45	6	122.5
2. Peyton Manning, Ind.	2004	497	336	4,557	49	10	121.1
3. Nick Foles, Phi.	2013	317	203	2,891	27	2	119.2
4. Tom Brady, N.E.	2007	578	398	4,806	50	8	117.2
5. Peyton Manning, Den.	2013	659	450	5,477	55	10	115.1

## MOST CONSECUTIVE GAMES WITH 90+PASSER RATING, NFL HISTORY (min. 15 att.)

Player	Year(s)	No.
1. Peyton Manning, Den.	2012-13 (13 in '12, 10 in '13)	23
2. Peyton Manning, Ind.	2004 (Games 1-15)	15
3. Tom Brady, N.E.	2006-07 (last 3 in '06, first 11 in '07)	14

## MOST GAMES POSTING A 100+PASSER RATING, SINGLE SEASON, BRONCOS HISTORY

Player	Year	No.
1. Peyton Manning	2013	10
Peyton Manning	2012	10
3. John Elway	1997	7
John Elway	1993	7
Craig Morton	1981	7

## MANNING'S NO-INTERCEPTION STREAK

Quarterback Peyton Manning attempted a career-best 226 consecutive passes without an interception spanning Week 16 in 2012 to Week 5 in 2013.

The streak, which was the longest active streak in the NFL, was the longest of Manning's career and the second-longest in Broncos history.

Manning threw 20 touchdown passes this season before throwing his first interception against Dallas in Week 5 to break the NFL record held by Cleveland quarterback Milt Plum (16 TDs before an INT in 1960).

## MOST CONSECUTIVE ATTEMPTS WITHOUT AN INTERCEPTION, BRONCOS REGULAR-SEASON HISTORY

Player	Year(s)	Dates	No.
1. Jake Plummer	2005	9/18/05-11/24/05	229
2. Peyton Manning	2012-13	12/23/12-10/6/13	226
3. John Elway	1997	10/26/97-12/7/97	190
4. Peyton Manning	2012	9/17/12-10/15/12	176
5. John Elway	1990-91	12/23/90-9/29/91	136

## MOST CONSECUTIVE REGULAR-SEASON ATTEMPTS WITHOUT AN INTERCEPTION, QB PEYTON MANNING

Year(s)	Dates	No.
1. 2012-13	12/23/12-10/6/13	226
2. 2006-07	12/10/06-9/16/07	190
3. 2012	9/17/12-10/15/12	176
4. 2009-10	1/3/10-10/3/10	164
5. 2008	10/27/08-11/23/08	140





## OFFENSIVE NOTES

## PEYTON MANNING'S HEAD-TO-HEAD MATCHUPS WITH TOM BRADY

Location (Date)	Result	QB	Att.	Cmp.	Yds	TD	INT	Rtg.
at N.E. (9/30/01)	L, 44-13	Manning	34	20	196	1	3	48.2
		Brady	23	13	168	0	0	79.6
vs. N.E. (10/21/01)	L, 38-17	Manning	34	22	335	1	0	106.9
		Brady	20	16	202	3	0	148.3
vs. N.E. (11/30/03)	L, 38-34	Manning	48	29	278	4	1	95.7
		Brady	35	26	236	2	2	87.3
at N.E. (1/18/04)#	L, 24-14	Manning	47	23	237	1	4	35.5
		Brady	37	22	237	1	1	76.1
at N.E. (9/9/04)	L, 27-24	Manning	29	16	256	2	1	93.5
		Brady	38	26	335	3	1	111.2
at N.E. (1/16/05)^	L, 20-3	Manning	42	27	238	0	1	69.3
		Brady	27	18	144	1	0	92.2
at N.E. (11/7/05)	W, 40-21	Manning	37	28	321	3	1	117.1
		Brady	33	22	265	3	0	121.4
at N.E. (11/5/06)	W, 27-20	Manning	36	20	326	2	1	93.1
		Brady	35	20	201	0	4	34.0
vs. N.E. (1/21/07)#	W, 38-34	Manning	47	27	349	1	1	79.1
		Brady	34	21	232	1	1	79.5
vs. N.E. (11/4/07)	L, 24-20	Manning	27	16	225	1	1	83.1
		Brady	32	21	255	3	2	95.2
vs. N.E. (11/15/09)	W, 35-34	Manning	44	28	327	4	2	97.4
		Brady	42	29	375	3	1	110.7
at N.E. (11/21/10)	L, 31-28	Manning	52	38	396	4	3	96.3
		Brady	25	19	186	2	0	123.1
at N.E. (10/7/12)	L, 31-21	Manning	44	31	337	3	0	115.4
		Brady	31	23	223	1	0	104.6
at N.E. (11/24/13)	L, 34-31 (OT)	Manning	36	19	150	2	1	70.4
		Brady	50	34	344	3	0	107.4
		<b>Manning (4-10)</b>	<b>557</b>	<b>344</b>	<b>3,970</b>	<b>29</b>	<b>20</b>	<b>85.6</b>
		<b>Brady (10-4)</b>	<b>462</b>	<b>310</b>	<b>3,403</b>	<b>26</b>	<b>12</b>	<b>96.6</b>

^AFC Divisional Playoff Game; #AFC Championship Game

## MORENO AMONG BRONCOS' TOP 10 CAREER RUSHERS

Broncos running back Knowshon Moreno ranks sixth in franchise history with 3,468 career rushing yards.

## MOST CAREER RUSHING YARDS, BRONCOS HISTORY

Player	Years	G	Att.	Yds.	Avg.	TD
1. Terrell Davis	1995-2001	78	1,655	7,607	4.6	60
2. Floyd Little	1967-75	117	1,641	6,323	3.9	43
3. Sammy Winder	1982-90	127	1,495	5,427	3.6	39
4. Otis Armstrong	1973-80	96	1,023	4,453	4.4	25
5. Mike Anderson	2000-05	74	865	3,822	4.4	36
<b>6. Knowshon Moreno</b>	<b>2009-pres.</b>	<b>60</b>	<b>845</b>	<b>3,468</b>	<b>4.1</b>	<b>26</b>
7. John Elway	1983-98	234	774	3,407	4.4	33
8. Clinton Portis	2002-03	29	563	3,099	5.5	29
9. Jon Keyworth	1974-80	95	699	2,653	3.8	22
10. Tatum Bell	2004-08	49	525	2,591	4.9	15

## MORENO FIRST BRONCO WITH 1,000/500

Broncos running back Knowshon Moreno in 2013 became the first player in team history to record 1,000 rushing yards and 500 receiving yards in a single season.

## MOST RECEIVING YARDS AMONG BRONCOS 1,000-YARD RUSHERS

Player	Year	No.
<b>1. Knowshon Moreno</b>	<b>2013</b>	<b>548</b>
2. Otis Armstrong	1976	457
3. Otis Armstrong	1974	405
4. Terrell Davis	1995	367
5. Clinton Portis	2002	364



## OFFENSIVE NOTES

## MORENO TIES FOR FOURTH IN RUSHING TDs

Broncos running back Knowshon Moreno tied for fourth in the NFL with 10 rushing touchdowns in 2013.

## MOST RUSHING TOUCHDOWNS, NFL, 2013

Player	No.
1. Jamaal Charles, K.C.	12
Marshawn Lynch, Sea.	12
3. Eddie Lacy, G.B.	11
<b>4. Knowshon Moreno, Den.</b>	<b>10</b>
Adrian Peterson, Min.	10

## MORENO SEIZES HIS OPPORTUNITY

Since taking over as Denver's starting running back in Week 12 of 2012, Broncos running back Knowshon Moreno ranks seventh in the NFL with 1,548 rushing yards and fifth in the league with 13 rushing scores.

## MOST RUSHING YARDS, NFL, WEEK 12, 2012-PRES.

Player	Att.	Yds.	Avg.	LG	TD
1. Adrian Peterson, Min.	432	2,235	5.2	82t	15
2. Alfred Morris, Was.	427	2,019	4.7	45t	15
3. Jamaal Charles, K.C.	372	1,975	5.3	86t	14
4. Marshawn Lynch, Sea.	404	1,842	4.6	54	18
5. Matt Forte, Chi.	393	1,792	4.6	55	11
6. LeSean McCoy, Phi.	337	1,697	5.0	57t	9
<b>7. Knowshon Moreno, Den.</b>	<b>371</b>	<b>1,548</b>	<b>4.2</b>	<b>25t</b>	<b>13</b>

## MOST RUSHING TOUCHDOWNS WEEK 12, 2012-PRES.

Player	No.
1. Marshawn Lynch, Sea.	18
2. Alfred Morris, Was.	15
Adrian Peterson, Min.	15
4. Jamaal Charles, K.C.	14
<b>5. Knowshon Moreno, Den.</b>	<b>13</b>

## MORENO IS A ROAD WARRIOR

Of Broncos running back Knowshon Moreno's nine highest career rushing outputs, eight of them have come on the road.

## KNOWSHON MORENO'S TOP 10 RUSHING TOTALS (road games in bold)

Opponent (Date)	Att.	Yds.	Avg.	LG	TD
<b>1. at New England (11/24/13)</b>	<b>37</b>	<b>224</b>	<b>6.1</b>	<b>18</b>	<b>1</b>
<b>2. at Kansas City (12/5/10)</b>	<b>23</b>	<b>161</b>	<b>7.0</b>	<b>24</b>	<b>0</b>
<b>3. at Oakland (12/6/12)</b>	<b>32</b>	<b>119</b>	<b>3.7</b>	<b>18</b>	<b>1</b>
<b>4. at Baltimore (12/16/12)</b>	<b>21</b>	<b>115</b>	<b>5.5</b>	<b>20</b>	<b>1</b>
5. vs. Kansas City (11/14/10)	22	106	4.8	14	0
<b>6. at Washington (11/15/09)</b>	<b>18</b>	<b>97</b>	<b>5.4</b>	<b>28</b>	<b>0</b>
<b>7. at N.Y. Giants (9/15/13)</b>	<b>13</b>	<b>93</b>	<b>7.2</b>	<b>25t</b>	<b>2</b>
<b>8. at Dallas (10/6/13)</b>	<b>19</b>	<b>93</b>	<b>4.9</b>	<b>16</b>	<b>1</b>
<b>9. at Oakland (9/27/09)</b>	<b>21</b>	<b>90</b>	<b>4.3</b>	<b>9</b>	<b>1</b>
10. vs. New England (10/11/09)	21	88	4.2	13	0
vs. N.Y. Giants (11/26/09)	19	88	4.6	12	1

## MORENO HAS CAREER OUTING AGAINST PATRIOTS

In Denver's 34-31 overtime loss to New England in Week 11, Broncos running back Knowshon Moreno rushed for a career-high 224 yards and one touchdown on 37 carries (6.1 avg.).

His 224 rushing yards rank third in Broncos annals and his 37 attempts tied for the fourth most in a single game in team history.

## MOST RUSHING YARDS, SINGLE GAME, BRONCOS HISTORY

Player	Opponent (Date)	Att.	Yds.	Avg.	TD
1. Mike Anderson	at N.O. (12/3/00)	37	251	6.8	4
2. Clinton Portis	vs. Ari. (12/29/02)	24	228	9.5	2
<b>3. Knowshon Moreno</b>	<b>at N.E. (11/24/13)</b>	<b>37</b>	<b>224</b>	<b>6.1</b>	<b>1</b>
4. Clinton Portis	vs. K.C. (12/7/03)	22	218	9.9	5
5. Terrell Davis	vs. Cin. (9/21/97)	27	215	8.0	1

## MORENO ACCOMPLISHES RARE FEAT vs. JAGUARS

Broncos running back Knowshon Moreno became just the ninth player in NFL history with seven receptions and three rushing touchdowns with his performance against Jacksonville.

His three rushing touchdowns tied for the third-most in Broncos history and the most since Tatum Bell had three at San Diego on Dec. 31, 2005.

## PLAYERS WITH SEVEN RECEPTIONS AND THREE RUSHING TOUCHDOWNS, SINGLE GAME, NFL HISTORY

Player	Opponent (Date)	Rec.	Rush TD
Wilbert Montgomery, Phi.	vs. Was. (9/10/78)	7	3
Marcus Allen, LAA	vs. LAN (12/18/82)	8	3
Wayne Wilson, N.O.	vs. Atl. (1/2/83)	11	3
Marshall Faulk, Stl.	vs. S.F. (9/17/00)	7	3
Marshall Faulk, Stl.	vs. Ind. (12/30/01)	7	3
Marshall Faulk, Stl.	vs. Sea. (10/20/02)	7	3
Priest Holmes, K.C.	vs. Den. (10/20/02)	7	3
LaDainian Tomlinson, S.D.	vs. Den. (12/1/02)	11	3
LaDainian Tomlinson, S.D.	at S.F. (10/15/06)	7	4
Reggie Bush, N.O.	vs. S.F. (12/3/06)	9	3
Ray Rice, Bal.	vs. Ari. (10/30/11)	7	3
<b>Knowshon Moreno, Den.</b>	<b>vs. Jac. (10/13/13)</b>	<b>7</b>	<b>3</b>

## BALL HAS A HISTORY OF SCORING

Broncos rookie running back Montee Ball, who was selected by Denver in the second round (58th overall) of the 2013 NFL Draft, concluded his collegiate career at the University of Wisconsin as the NCAA FBS career leader in rushing touchdowns (77) and total touchdowns (83).

Ball finished his rookie season with four rushing touchdowns.

## MOST CAREER RUSHING TOUCHDOWNS, NCAA FBS HISTORY

Player	Years	No.
<b>1. Montee Ball, Wisconsin</b>	<b>2009-12</b>	<b>77</b>
2. Travis Prentice, Miami (OH)	1996-99	73
3. Ricky Williams, Texas	1995-98	72
4. Cedric Benson, Texas	2001-04	64
Anthony Thompson, Indiana	1986-89	64



## OFFENSIVE NOTES

## D. THOMAS/DECKER A FORMIDABLE DUO

Broncos wide receivers Demaryius Thomas and Eric Decker combined for the most receiving yards (2,718) in the NFL among offensive tandems in 2013. Thomas ranked fourth in the league with 1,430 receiving yards while Decker's 1,288 yards ranked 12th.

The duo, who last year became the youngest receiving tandem in NFL history to post 1,000 yards and 10 touchdowns each in the same year, join Cris Carter and Randy Moss (Min., 1998-99) as just the second duo in league history with 1,000 yards and 10 TDs each in consecutive seasons.

## MOST COMBINED RECEPTIONS BY AN OFFENSIVE TANDEM, NFL, 2013

Team	Tandem	Yds.
1. Denver	D. Thomas (1,430) / E. Decker (1,288)	2,718
2. Chicago	A. Jeffery (1,421) / B. Marshall (1,295)	2,716
3. Cleveland	J. Gordon (1,646) / J. Cameron (917)	2,563
4. Pittsburgh	A. Brown (1,499) / E. Sanders (740)	2,239
5. Houston	A. Johnson (1,407) / D. Hopkins (802)	2,209

## 1,000-YARD RECEIVING TANDEMS, BRONCOS HISTORY

Year	Tandem (Yds.)
1994	Anthony Miller (1,107) / Shannon Sharpe (1,010)
1997	Rod Smith (1,180) / Shannon Sharpe (1,107)
1998	Rod Smith (1,222) / Ed McCaffrey (1,053)
1999	Rod Smith (1,020) / Ed McCaffrey (1,018)
2000	Rod Smith (1,602) / Ed McCaffrey (1,317)
2004	Rod Smith (1,144) / Ashley Lelie (1,084)
2012	Demaryius Thomas (1,434) / Eric Decker (1,064)
2013	Demaryius Thomas (1,430) / Eric Decker (1,288)

## TEAMMATES WITH 1,000 REC. YDS./10 TDs

## IN BACK-TO-BACK SEASONS, NFL HISTORY

Player	Team	Year	Age*	Rec.	Yds.	Avg.	TD
Randy Moss	Minnesota	1998	21	69	1,313	19.0	17
Cris Carter		1998	33	78	1,011	13.0	12
Randy Moss	Minnesota	1999	22	80	1,413	17.7	11
Cris Carter		1999	34	90	1,241	13.8	13
Demaryius Thomas	Denver	2012	25	94	1,434	15.3	10
Eric Decker		2012	25	85	1,064	12.5	13
Demaryius Thomas	Denver	2013	26	92	1,430	15.5	14
Eric Decker		2013	26	87	1,288	14.8	11

\*age at the conclusion of indicated season

## DECKER/D. THOMAS RACK UP THE TOUCHDOWNS

Wide receiver Eric Decker has totaled 33 receiving touchdowns since he entered the NFL in 2010 to represent the most by a Bronco in his first four years in the NFL. Teammate Demaryius Thomas ranks second with 30 touchdowns through his first four seasons.

## MOST RECEIVING TDs IN FIRST FOUR SEASONS, BRONCOS HISTORY

Player	Years	No.
1. Eric Decker	2010-13	33
2. Demaryius Thomas	2010-13	30
3. Brandon Marshall	2006-09	25
4. Rod Smith	1995-98	21

## D. THOMAS EARNS SECOND PRO BOWL HONOR

Wide receiver Demaryius Thomas earned his second consecutive Pro Bowl selection in 2013 after tying the franchise single-season record for receiving touchdowns (14) and ranking among the league leaders in several statistical categories.

He joins Rod Smith (2000-01, '05) and Brandon Marshall (2008-09) as the only wide receivers in team history to make multiple Pro Bowls.

## BRONCOS WIDE RECEIVERS TO MAKE MULTIPLE PRO BOWLS

Player	No.	Years
Rod Smith	3	2000-01, '05
Demaryius Thomas	2	2012-13
Brandon Marshall	2	2008-09

## MOST RECEIVING TOUCHDOWNS, SINGLE SEASON, BRONCOS HISTORY

Player	Year	No.
1. Demaryius Thomas	2013	14
Anthony Miller	1995	14
3. Eric Decker	2012	13
Steve Watson	1981	13
5. Julius Thomas	2013	12
Rod Smith	1997	12
Lionel Taylor	1960	12

## MOST RECEIVING YARDS, NFL, 2013

Player	Att.	Yds.	Avg.	LG	TD
1. Josh Gordon, Cle.	87	1,646	18.9	95t	9
2. Antonio Brown, Pit.	110	1,499	13.6	56	8
3. Calvin Johnson, Det.	84	1,492	17.8	87	12
4. Demaryius Thomas, Den.	92	1,430	15.5	78t	14
5. A.J. Green, Cin.	98	1,421	14.6	82t	11

## MOST RECEIVING TOUCHDOWNS, NFL, 2013

Player	No.
1. Jimmy Graham, N.O.	16
2. Demaryius Thomas, Den.	14
3. Dez Bryant, Dal.	13
Vernon Davis, S.F.	13
5. Three players	12

## DEMARIYIUS THOMAS IS A BIG-PLAY THREAT

Wide receiver Demaryius Thomas ranks first in the NFL with 35 receptions of 25 yards or more since the beginning of last season.

## MOST 25+YARD RECEPTIONS, NFL, 2012-13

Player	No.
1. Demaryius Thomas, Den.	35
2. Calvin Johnson, Det.	31
3. Vincent Jackson, T.B.	28
4. Dez Bryant, Dal.	27
5. Jordy Nelson, G.B.	25
Torrey Smith, Bal.	25



## OFFENSIVE NOTES

## DECKER'S BIG GAME IN KANSAS CITY

Broncos wide receiver Eric Decker totaled a team-record four receiving touchdowns and 174 yards on eight catches (21.8 avg.) in Denver's 35-28 win against the Chiefs in Week 13.

Decker, who earned AFC Offensive Player of the Week honors for his efforts, became just the 11th player in NFL history to top 170 yards and four touchdowns in a single game.

## PLAYERS WITH 170 RECEIVING YARDS AND FOUR TDs, SINGLE GAME, NFL HISTORY

Player	Opponent (Date)	Rec.	Yds.	Avg.	TD
Art Powell, Oak.	vs. Hou. (12/22/63)	10	247	24.7	4
Roy Jefferson, Pit.	vs. Atl. (11/3/68)	11	199	18.1	4
Lance Alworth, S.D.	vs. Den. (12/1/68)	9	171	19.0	4
Bob Hayes, Dal.	vs. Hou. (12/20/70)	6	187	31.2	4
Harold Jackson, LAN	vs. Dal. (10/14/73)	7	238	34.0	4
Jerry Butler, Buf.	vs. NYJ (9/23/79)	10	255	25.5	4
Earnest Gray, NYG	vs. Stl. (9/7/80)	9	174	19.3	4
Wesley Walker, NYJ	vs. Mia. (9/21/86)	6	194	32.3	4
Jerry Rice, S.F.	vs. Atl. (10/14/90)	13	225	17.3	5
Jerry Rice, S.F.	vs. T.B. (11/14/93)	8	172	21.5	4
Terrell Owens, Dal.	vs. Was. (11/18/07)	8	173	21.6	4
<b>Eric Decker, Den.</b>	<b>vs. K.C. (12/1/13)</b>	<b>8</b>	<b>174</b>	<b>21.8</b>	<b>4</b>

## WELKER AMONG BEST UNDRAFTED PLAYERS

Broncos wide receiver Wes Welker, who entered the NFL with San Diego as a college free agent in 2004, owns 841 career receptions, trailing only Broncos Ring of Fame wide receiver Rod Smith (849) among undrafted players in league history in that category.

## MOST RECEPTIONS BY AN UNDRAFTED PLAYER, NFL HISTORY

Player	Years	Rec.	Yds.	Avg.	TD
1. Rod Smith, Den.	1996-2006	849	11,389	13.4	68
<b>2. Wes Welker, S.D./Mia./N.E./Den.</b>	<b>2006-Pres.</b>	<b>841</b>	<b>9,358</b>	<b>11.1</b>	<b>48</b>
3. Antonio Gates, S.D.	2003-Pres.	719	9,193	12.8	87
4. Gary Clark, Was./Ari./Mia.	1985-95	699	10,856	15.5	65
5. Wayne Chrebet, NYJ	1995-2005	580	7,365	12.7	41

## WELKER RANKS SIXTH IN PLAYOFF CATCHES

Broncos wide receiver Wes Welker ranks seventh in NFL postseason history with 75 receptions in his career.

## MOST RECEPTIONS, NFL POSTSEASON HISTORY

Player	No.
1. Jerry Rice	151
2. Reggie Wayne	92
3. Hones Ward	88
4. Michael Irvin	87
5. Andre Reed	85
6. Thurman Thomas	76
<b>7. Wes Welker</b>	<b>75</b>

## WELKER'S SIX-SEASON STRETCH

Broncos wide receiver Wes Welker, who signed with the Broncos as an unrestricted free agent during the offseason, totaled the most receptions (672) in Patriots history from 2007-12 to represent the most productive six-season stretch in NFL history.

## MOST RECEPTIONS IN A SIX-SEASON SPAN, NFL HISTORY

Player	Years	Rec.	Yds.	Avg.	TD
<b>1. Wes Welker, N.E.</b>	<b>2007-12</b>	<b>672</b>	<b>7,459</b>	<b>11.1</b>	<b>37</b>
2. Marvin Harrison, Ind.	1999-2004	649	8,707	13.4	77
3. Marvin Harrison, Ind.	1998-2003	622	8,370	13.5	69
<b>4. Wes Welker, Mia./N.E.</b>	<b>2006-11</b>	<b>621</b>	<b>6,792</b>	<b>10.9</b>	<b>32</b>
5. Marvin Harrison, Ind.	2000-05	616	8,190	13.3	77

## WELKER HITS THE CENTURY MARK

Wide receiver Wes Welker owns two of the Top 4 single-season receiving totals in NFL history in addition to being one of two players in league annals to top the 100-catch mark five times.

## MOST SEASONS WITH 100+ RECEPTIONS, NFL HISTORY

Player	No.	Years
<b>1. Wes Welker, S.D./Mia./N.E.</b>	<b>5</b>	<b>2007-09, '11-12</b>
Andre Johnson, Hou.	5	2006, '08-09, '12-13
3. Marvin Harrison, Ind.	4	1999-2002
Brandon Marshall, Den./Mia./Chi.	4	2007-09, '12
Jerry Rice, S.F./Oak./Sea.	4	1990, '94-96
Reggie Wayne, Ind.	4	2007, '09-10, '12
7. Herman Moore, Det./NYG	3	1995-97

## MOST RECEPTIONS, SINGLE SEASON, NFL HISTORY

Player	Year	Rec.	Yds.	TD
1. Marvin Harrison, Ind.	2002	143	1,722	11
<b>2. Wes Welker, N.E.</b>	<b>2009</b>	<b>123</b>	<b>1,348</b>	<b>4</b>
Herman Moore, Det.	1995	123	1,686	14
<b>4. Wes Welker, N.E.</b>	<b>2011</b>	<b>122</b>	<b>1,569</b>	<b>9</b>
Calvin Johnson, Det.	2012	122	1,964	5
Jerry Rice, S.F.	1995	122	1,848	15
Cris Carter, Min.	1995	122	1,371	17
Cris Carter, Min.	1994	122	1,256	7

## WELKER'S TOUCHDOWN STREAK

In Week 6 against Jacksonville, Broncos wide receiver Wes Welker became the first player in NFL history to catch at least one touchdown in each of his first six games with a team. His six-game touchdown streak, which ended in Week 7, tied for the longest such streak in team history.

## MOST CONSECUTIVE GAMES CATCHING A TOUCHDOWN TO START A CAREER WITH A TEAM

Player	Year	No.
<b>1. Wes Welker, Den.</b>	<b>2013</b>	<b>6</b>
2. Charlie Brown, Was.	1982	5
3. Several tied	—	4

## MOST CONSECUTIVE GAMES WITH A TD RECEPTION, BRONCOS HISTORY

Player	Year(s)	No.
<b>1. Wes Welker</b>	<b>2013</b>	<b>6</b>
Anthony Miller	1995	6
Vance Johnson	1987	6
Al Denson	1969	6
Lionel Taylor	1960-61	6
6. Eric Decker	2012	5
Steve Watson	1981	5

## WELKER A DOUBLE-DIGIT THREAT

Wide receiver Wes Welker owns the second-most games (18) in NFL history with 10 or more receptions.

## MOST GAMES WITH 10+ RECEPTIONS, NFL HISTORY

Player	Team(s)	No.
1. Andre Johnson	Houston	21
<b>2. Wes Welker</b>	<b>S.D./Mia./N.E./Den.</b>	<b>18</b>
3. Brandon Marshall	Den./Mia./Chi.	17
Jerry Rice	S.F./Oak./Sea.	17
5. Marvin Harrison	Indianapolis	16





## OFFENSIVE NOTES

## FIVE RECEIVERS HAVE AT LEAST 60 CATCHES

The Broncos are the first team in NFL history with five players catching at least 60 passes in a season. Only four other teams have had five players catch 50 passes in a single year.

## TEAMS WITH FIVE PLAYERS CATCHING AT LEAST 50 PASSES, SINGLE SEASON, NFL HISTORY

Team	Year	Players	Rec.
Cleveland	1980	Mike Pruitt	63
		Reggie Rucker	52
		Dave Logan	51
		Ozzie Newsome	51
		Greg Pruitt	50
New England	1994	Ben Coates	96
		Michael Timpson	74
		Leroy Thompson	65
		Vincent Brisby	58
		Kevin Turner	52
New Orleans	2011	Jimmy Graham	99
		Darren Sproles	86
		Marques Colston	80
		Lance Moore	52
		Pierre Thomas	50
Denver	2013	Demaryius Thomas	92
		Eric Decker	87
		Wes Welker	73
		Julius Thomas	65
		Knowshon Moreno	60

## JULIUS THOMAS NAMED A PRO BOWLER

Broncos tight end Julius Thomas, who battled multiple injuries while combining for just one catch during his first two NFL seasons, finished the 2013 campaign with 65 receptions for 788 yards (12.1 avg.) with 12 touchdowns to earn his first career Pro Bowl selection.

He posted two games this season with at least 100 receiving yards and two touchdowns, representing just the seventh and eighth such performances, respectively, by a Broncos tight end. He is the only tight end in team history to accomplish the feat twice in the same season.

This season, Thomas has also posted two of the top three receiving yardage outputs by a Broncos tight end since 2000.

## 100-YARD, TWO-TOUCHDOWN GAMES BY A TIGHT END, BRONCOS HISTORY

Player	Opponent (Date)	Rec.	Yds.	Avg.	TD
Riley Odoms	vs. K.C. (12/10/78)	7	165	23.6	2
Bob Micho	at K.C. (10/18/87)*	9	105	11.7	2
Shannon Sharpe	at LAA (1/2/94)	6	115	19.2	2
Shannon Sharpe	vs. S.D. (10/6/96)	13	153	11.8	3
Shannon Sharpe	at K.C. (10/20/02)	12	214	17.8	2
Shannon Sharpe	vs. S.D. (11/16/03)	7	101	14.4	3
Julius Thomas	vs. Bal. (9/5/13)	5	110	22.0	2
Julius Thomas	at Dal. (10/6/13)	9	122	13.6	2

\*Replacement Game

## MOST RECEIVING YARDS BY A BRONCOS TIGHT END, SINCE 2000

Player	Opponent (Date)	Rec.	Yds.	Avg.	TD
1. Shannon Sharpe	at K.C. (10/20/02)	12	214*	17.8	2
2. Julius Thomas	at Dal. (10/6/13)	9	122	13.6	2
Julius Thomas	vs. Bal. (9/5/13)	5	110	22.0	2
4. Tony Scheffler	at S.D. (10/19/09)	6	101	16.8	1
Shannon Sharpe	vs. S.D. (11/16/03)	7	101	14.4	3

\*Broncos record

## JULIUS THOMAS: A RED ZONE TARGET

Broncos tight end Julius Thomas tied for fifth in the NFL with 12 receiving touchdowns this season—a total that represents the most in team history by a tight end.

## MOST RECEIVING TOUCHDOWNS BY A TIGHT END, SINGLE SEASON, BRONCOS HISTORY

Player	Year	No.
1. Julius Thomas	2013	12
2. Shannon Sharpe	1998	10
Shannon Sharpe	1996	10
4. Shannon Sharpe	1993	9
5. Shannon Sharpe	2003	8

## VASQUEZ EARNS FIRST PRO BOWL NOD

Broncos guard Louis Vasquez, who was signed by the Broncos in March as an unrestricted free agent, earned his first career Pro Bowl selection after playing every offensive snap (1,207) and representing one of just three 16-game starting NFL guards to allow zero sacks on the year.

## MOST SNAPS PLAYED ON OFFENSE/DEFENSE, BRONCOS, 2013

Player	Pos.	Plays	Pct.
1. Louis Vasquez	G	1,207	100.0
2. Zane Beadles	G	1,198	99.3
Manny Ramirez	C	1,198	99.3
4. Peyton Manning	QB	1,156	95.8
5. Demaryius Thomas	WR	1,106	91.6

## FEWEST SACKS ALLOWED AMONG 16-GAME STARTING GUARDS, NFL, 2013

Player	Starts
1. Louis Vasquez, Den.	0.0
Larry Warford, Det.	0.0
Jeremy Zuttah, T.B.	0.0
4. Willie Colon, NYJ	1.0
5. Five Players	1.5

## GREAT START TO BEADLES' CAREER

Broncos guard Zane Beadles, who was selected to his first Pro Bowl in 2012, has started the second-most games (62) in the regular season among offensive linemen who entered the NFL in 2010.

## MOST STARTS AMONG OFFENSIVE LINEMEN WHO ENTERED THE NFL IN 2012

Player	Starts
1. Anthony Davis, S.F.	64
2. Zane Beadles, Den.	62
3. Mike Lupati, S.F.	60



## DEFENSIVE NOTES

## BRONCOS DEFENSIVE NOTES

## QUICKLY:

\* - **Defensive Coordinator Jack Del Rio** is in his second season with the Broncos after serving as head coach of the Jacksonville Jaguars for nine seasons (2003-11).

\* - Denver led the NFL with 16 takeaways in the fourth quarter this season and produced a +7 turnover margin in the final frame.

\* - **CB Champ Bailey** owns 12 career Pro Bowl selections to rank first in NFL history among defensive backs and tie for the sixth most overall.

\* - **CB Dominique Rodgers-Cromartie** is tied for first in the NFL with 98 passes defended since he entered the NFL in 2008.

\* - **LB Danny Trevathan** is one of seven NFL players with at least 120 tackles and three interceptions this season.

\* - **DE Shaun Phillips** led the Broncos with 10 sacks and has totaled at least seven sacks in eight of his 10 seasons.

\* - **Phillips'** 10 sacks ranked second in the NFL among pass rushers who signed with new teams during the offseason.

## BRONCOS CREATE TURNOVERS WHEN IT COUNTS

The Broncos forced an NFL-best 16 takeaways in the fourth quarter this season.

Included in that total was a five-takeaway performance against Washington in Week 8.

## MOST TAKEAWAYS IN THE FOURTH QUARTER, NFL, 2013

Team	No.
1. Denver	16
2. Kansas City	15
3. Cincinnati	14
Seattle	14
5. Arizona	13
New England	13

## DENVER BRONCOS TURNOVER RATIO BY QUARTER, 2013

1	2	3	4	OT
+1	-2	-5	+7	-1

## TEAMS WITH FIVE TAKEAWAYS IN A SINGLE QUARTER, NFL, SINCE 1991

Team	Opp. (Date)	Qtr.	INT/FR
Denver	vs. Was. (10/27/13)	4	4/1
Seattle	vs. Ari. (12/9/12)	2	3/2
Philadelphia	vs. Stl. (1/2/00)	4	2/3
Minnesota	at Pit. (9/24/95)	3	4/1

## BAILEY A 12-TIME PRO BOWL SELECTION

Broncos cornerback Champ Bailey owns 12 career Pro Bowl selections to rank first in NFL history among defensive backs and tie for the sixth most overall.

Bailey was a four-time Pro Bowl selection (2000-03) with Washington before earning eight Pro Bowls with the Broncos (2004-07, 2009-12). His eight Pro Bowls with Denver are tied for the second-most in club history.

## MOST PRO BOWL SELECTIONS, NFL HISTORY

Player	Pos.	No.
1. Bruce Matthews	C	14
2. Peyton Manning	QB	13
Jerry Rice	WR	13
Reggie White	DE	13
Tony Gonzalez	TE	13
6. <b>Champ Bailey</b>	<b>CB</b>	<b>12</b>
Ray Lewis	LB	12
Randall McDaniel	G	12
Junior Seau	LB	12
Will Shields	G	12

## MOST PRO BOWL SELECTIONS, BRONCOS HISTORY

Player	Pos.	No.
1. John Elway	QB	9
2. <b>Champ Bailey</b>	<b>CB</b>	<b>8</b>
Steve Atwater	S	8
4. Shannon Sharpe	TE	7
Randy Gradishar	LB	7

## IT STARTS WITH BAILEY

Broncos cornerback Champ Bailey owns the most starts (212) at cornerback since he entered the league in 1999.

## MOST STARTS AT CORNERBACK, NFL, 1999-PRES.

Player	Starts
1. <b>Champ Bailey, Den.</b>	<b>212</b>
2. Ronde Barber, T.B.	209
3. Charles Woodson, G.B./Oak.	181
4. Antoine Winfield, Min./Buf.	173
5. Nate Clements, Cin./S.F./Buf.	161

## BAILEY'S CAREER INTERCEPTION TOTAL RISING

Among active players, Broncos cornerback Champ Bailey ranks third in the NFL and first among cornerbacks with 52 interceptions. He also leads all active players with 204 pass breakups, averaging nearly one per game.

## MOST INTERCEPTIONS, NFL, ACTIVE PLAYERS

Player	INTs	Yds.
1. Ed Reed, Bal./Hou.	64	1,590
2. Charles Woodson, G.B./Oak.	56	909
3. <b>Champ Bailey, Den./Was.</b>	<b>52</b>	<b>464</b>
4. Asante Samuel, Atl./Phi./N.E.	51	728
5. DeAngelo Hall, Atl./Oak./Was.	43	838

## MOST PASSES DEFENSED, NFL, ACTIVE PLAYERS

Player	G	PD	PD/Gm
1. <b>Champ Bailey, Den./Was.</b>	<b>215</b>	<b>204</b>	<b>0.95</b>
2. Charles Woodson, G.B./Oak.	222	188	0.85
3. Asante Samuel, Atl./Phi./N.E.	157	163	1.04
4. Terence Newman, Dal./Cin.	161	147	0.91
5. Quentin Jammer, Den./S.D.	183	141	0.77



## DEFENSIVE NOTES

## BAILEY IN DENVER'S RECORD BOOK

Cornerback Champ Bailey is tied for fourth in club history with 34 interceptions as a Bronco. He also recorded the second-most interceptions (10) for a season in club annals in 2006, and his eight interceptions in 2005 ranked sixth for a year in franchise history.

Bailey's 10 interceptions in 2006 helped him finish second in voting for Associated Press NFL Defensive Player of the Year with 16 votes.

## MOST INTERCEPTIONS BY A BRONCO, CAREER

Player	INTs	Yds.	Avg.	TDs
1. Steve Foley, 1976-86	44	622	14.1	1
2. Goose Gosoulin, 1960-66	43	542	12.6	2
3. Billy Thompson, 1969-81	40	784	19.6	3
4. <b>Champ Bailey, 2004-Pres.</b>	<b>34</b>	<b>340</b>	<b>10.0</b>	<b>3</b>
Tyrone Braxton, 1987-93, '95-99	34	614	18.1	4

## MOST INTERCEPTIONS BY A BRONCO, SINGLE SEASON

Player	INTs	Yds.	Avg.	TDs
1. Goose Gosoulin, 1960	11	98	8.9	0
2. <b>Champ Bailey, 2006</b>	<b>10</b>	<b>162</b>	<b>16.2</b>	<b>1</b>
3. Deltha O'Neal, 2001	9	115	12.8	0
Tyrone Braxton, 1996	9	128	14.2	1
Willie Brown, 1964	9	140	15.6	0
6. <b>Champ Bailey, 2005</b>	<b>8</b>	<b>139</b>	<b>17.4</b>	<b>2</b>

## BAILEY PRODUCES AS A BRONCO

Cornerback Champ Bailey, who is in his 10th season with the Broncos in 2013, has the fifth-most interceptions (34) in the NFL since he was traded to Denver from Washington in 2004. He had 18 interceptions with the Broncos from 2005-06 with that total marking the most by an NFL player in a two-year stretch since Everson Walls had 18 interceptions for Dallas from 1981-82.

## MOST INTERCEPTIONS, NFL, 2004-PRES.

Player	INTs	Yds.
1. Ed Reed, Bal./Hou.	52	1,291
2. Asante Samuel, Atl./Phi./N.E.	49	673
3. DeAngelo Hall, Was./Oak./Atl.	43	838
4. Charles Woodson, G.B./Oak.	41	606
5. <b>Champ Bailey, Den.</b>	<b>34</b>	<b>340</b>

## RODGERS-CROMARTIE HAS A KNACK FOR THE BALL

Broncos cornerback Dominique Rodgers-Cromartie, who was signed by the Broncos as an unrestricted free agent this offseason, is tied for the most passes defended (98) in the NFL since 2008 according to press box totals.

## MOST PASSES DEFENSED, NFL, 2008-PRES.

(Press Box Totals)

Player	Team(s)	No.
1. <b>Dominique Rodgers-Cromartie</b>	<b>Ari./Phi./Den.</b>	<b>98</b>
Tramon Williams	Green Bay	98
3. Darrelle Revis	NYJ/T.B.	92
4. Brandon Flowers	Kansas City	90
5. DeAngelo Hall	Oak./Was.	89

## RODGERS-CROMARTIE'S PICK-6's

Broncos cornerback Dominique Rodgers-Cromartie has returned five interceptions for touchdowns during his career to tie for third in the league since he entered the NFL in 2008.

## MOST INTERCEPTIONS RETURNED FOR TOUCHDOWNS, NFL, 2008-PRES.

Player	Team(s)	No.
1. Charles Tillman	Chicago	7
Charles Woodson	G.B./Oak.	7
3. <b>Dominique Rodgers-Cromartie</b>	<b>Ari./Phi./Den.</b>	<b>5</b>
Captain Munnerlyn	Carolina	5

## IHENACHO MAKES HIS PRESENCE FELT

Broncos safety Duke Ihenacho totaled 12 tackles (11 solo) and three passes defended against Baltimore in Week 1 to become the first player since Kansas City's Derrick Johnson (12/19/10) to reach both of those totals in the same game (according to press box totals).

He also became the first player (since at least 1994) to accomplish that feat in his first career start.

## BRONCOS TO RECORD 12 TACKLES AND 3 PASSES DEFENSED, SINGLE GAME (Since 1994)

Player	Opp. (Date)	TT	PD
<b>Duke Ihenacho</b>	<b>vs. Bal. (9/5/13)</b>	<b>12</b>	<b>3</b>
John Mobley	vs. N.E. (10/6/97)	13	3

## TREVATHAN TOPS 100 TACKLES

Broncos linebacker Danny Trevathan was one of seven players in the NFL this season to post 120 tackles and three interceptions.

His 124 tackles this season are were the most by a Bronco since linebacker D.J. Williams posted 170 defensive stops in 2007.

## PLAYERS WITH 120 TTs AND 3 INTs, NFL, 2013

Player	TT	INT
<b>Danny Trevathan, Den.</b>	<b>124</b>	<b>3</b>
Kiko Alonso, Buf.	159	4
Lavonte David, T.B.	143	5
Luke Kuechly, Car.	156	4
Chad Greenway, Min.	134	3
Karlos Dansby, Ari.	122	4
Daryl Smith, Bal.	123	3

## PHILLIPS GETS TO THE QUARTERBACK

Broncos defensive end Shaun Phillips, who leads the team with 10 sacks this season, has totaled at least seven sacks in eight of his 10 seasons.

## MOST SEASONS WITH 7+ SACKS, NFL, SINCE 2004

Player	No.
1. Jared Allen, K.C./Min.	10
Robert Mathis, Ind.	10
3. Julius Peppers, Car./Chi.	9
4. <b>Shaun Phillips, S.D./Den.</b>	<b>8</b>
John Abraham, NYJ/Atl./Ari.	8
Julius Peppers, Car./Chi.	8
DeMarcus Ware, Dal.	8



## DEFENSIVE / SPECIAL TEAMS NOTES

## PHILLIPS AMONG BEST OFFSEASON ACQUISITIONS

Broncos defensive end Shaun Phillips' 10 sacks ranked second in the NFL among pass rushers who signed with new teams during the offseason.

His 10 sacks also tied for the fourth most in team history in a player's first season with the Broncos.

## MOST SACKS AMONG 2013 FREE AGENT PASS RUSHERS

Player	No.
1. John Abraham, Ari.	11.5
2. <b>Shaun Phillips, Den.</b>	<b>10.0</b>
Jerry Hughes, Buf.	10.0
4. Elvis Dumervil, Bal.	9.5
5. Michael Bennett, Sea.	8.5

## MOST SACKS IN FIRST SEASON WITH THE BRONCOS

Player	Year	No.
1. Alfred Williams	1996	13.0
2. Von Miller	2011	11.5
Rulon Jones	1980	11.5
4. <b>Shaun Phillips</b>	<b>2013</b>	<b>10.0</b>
Mike Croel	1991	10.0

## PHILLIPS HAS A FINE BRONCOS DEBUT

Broncos defensive end Shaun Phillips tallied 2.5 sacks (14 yds.) in Denver's season opener against Baltimore to represent the most quarterback takedowns by a player in his Broncos debut (since 1982).

## MOST SACKS IN A BRONCOS DEBUT (Since 1982)

Player	Opponent (Date)	No.
1. <b>Shaun Phillips</b>	<b>vs. Bal. (9/5/13)</b>	<b>2.5</b>
2. Anton Palepoi	at Oak. (10/17/04)	2.0
3. Alfred Williams	vs. NYJ (9/1/96)	1.5
4. Many players	-	1.0

## VON MILLER AMONG NFL'S BEST PASS RUSHERS

Despite being suspended for the first six games of the 2013 season and being placed on injured reserve on Dec. 24, Broncos linebacker Von Miller has totaled the 10th most sacks (35) in NFL history (since 1982) in a players first three years.

MOST SACKS THROUGH FIRST THREE SEASONS, NFL HISTORY  
(Since sacks were tracked beginning in 1982)

Player	GP	Sk.
1. Reggie White, Phi.	41	52.0
2. Derrick Thomas, K.C.	47	43.5
3. Aldon Smith, S.F.	43	42.0
4. Dwight Freeney, Ind.	47	40.0
5. Shawne Merriman, S.D.	42	39.5
6. Richard Dent, Chi.	48	37.5
7. J.J. Watt, Hou.	48	36.5
8. Jevon Kearse, Ten.	48	36.0
Anthony Smith, LAA	47	36.0
10. <b>Von Miller, Den.</b>	<b>40</b>	<b>35.0</b>

## BRONCOS SPECIAL TEAMS NOTES

## QUICKLY:

- \* - **Jeff Rodgers** is in his third season as Denver's special teams coordinator after serving in that capacity under Head Coach John Fox in Carolina in 2010.
- \* - **K Matt Prater** ranked second in the NFL with a franchise-record 150 points scored in 2013.
- \* - **Prater** kicked an NFL-record 64-yard field goal in Denver's Week 14 win against Tennessee.
- \* - **Prater** is 51-of-54 (.944) in his career in the fourth quarter or overtime, including 8-of-8 in 2013.
- \* - **Prater** owns the best field goal percentage from 50+ yards (.778 / 21-of-27) in NFL history among players who started their career after 1970.
- \* - **Holliday** is just the third player in franchise history to record a touchdown on a kickoff return and a punt return in the same season (2012 & '13).

## PRATER NAMED TO FIRST PRO BOWL

Broncos kicker Matt Prater earned his first career Pro Bowl selection in 2013 after leading the league in field goal percentage (96.2 / 25-of-26) and finishing second in the NFL in scoring (150 pts.).

## BRONCOS KICKERS TO MAKE MULTIPLE PRO BOWLS

Player	No.	Years
Jason Elam	3	1995, '98, 2001
<b>Matt Prater</b>	<b>1</b>	<b>2013</b>
David Treadwell	1	1989

## HIGHEST FIELD GOAL PERCENTAGE, NFL, 2013

Player	Md.	Att.	Pct.
1. <b>Matt Prater, Den.</b>	<b>25</b>	<b>26</b>	<b>96.2</b>
2. Steven Hauschka, Sea.	33	35	94.3
3. Shaun Suisham, Pit.	30	32	93.8
4. Dan Bailey, Dal.	28	30	93.3
5. Greg Zuerlein, Stl.	26	28	92.9

## MOST POINTS SCORED, NFL, 2013

Player	No.
1. Stephen Gostkowski, N.E.	158
2. <b>Matt Prater, Den.</b>	<b>150</b>
3. Nick Novak, S.D.	144
4. Steven Hauschka, Sea.	143
5. Mason Crosby, G.B.	141

## MOST POINTS SCORED, SINGLE SEASON, BRONCOS HISTORY

Player	Year	No.
1. <b>Matt Prater</b>	<b>2013</b>	<b>150</b>
2. Terrell Davis	1998	138
3. Gene Mingo	1962	137
4. Matt Prater	2012	133
5. Jason Elam	1995	132

## PRATER A RELIABLE WEAPON

Broncos kicker Matt Prater owns the highest field goal percentage in franchise history (min. 50 att.). The seventh-year player has made 141-of-170 (82.9%) field goals as a Bronco.

## HIGHEST CAREER FIELD GOAL PCT., BRONCOS HISTORY (min. 50 att.)

Player	Years	Md.	Att.	Pct.
1. <b>Matt Prater</b>	<b>2007-Pres.</b>	<b>141</b>	<b>170</b>	<b>82.9</b>
2. Jason Elam	1993-2007	395	490	80.6
3. David Treadwell	1989-92	99	127	78.0
4. Rich Karlis	1982-88	137	193	71.0
5. Fred Steinfort	1979-81	43	64	67.2





## SPECIAL TEAMS NOTES

## PRATER'S RECORD-BREAKING LEG

Kicker Matt Prater owns four of the seven longest field goals in franchise history, including his NFL-record 64-yard field goal that he kicked against Tennessee on Dec. 8.

## LONGEST FIELD GOALS, NFL HISTORY

Player	Opponent	Length
1. <b>Matt Prater, Den.</b>	<b>vs. Ten., 12/8/13</b>	<b>64*</b>
2. David Akers, S.F.	at G.B. (9/9/12)	63
Tom Dempsey, N.O.	vs. Det. (11/8/70)	63
Jason Elam, Den.	vs. Jac. (10/25/98)	63
Sebastian Janikowski, Oak.	at Den. (9/12/11)	63
6. Matt Bryant, T.B.	vs. Phi. (10/22/06)	62

## LONGEST FIELD GOALS, BRONCOS HISTORY

Player	Opponent	Length
1. <b>Matt Prater</b>	<b>vs. Ten., 12/8/13</b>	<b>64*</b>
2. Jason Elam	vs. Jac., 10/25/98	63
3. <b>Matt Prater</b>	<b>vs. Chi., 12/11/11</b>	<b>59</b>
<b>Matt Prater</b>	<b>vs. NYJ, 10/17/10</b>	<b>59</b>
5. Fred Steinfort	vs. Was., 10/13/80	57
6. <b>Matt Prater</b>	<b>at K.C., 9/28/08</b>	<b>56</b>
Jason Elam	at Hou., 11/26/95	56

\* - NFL record

## PRATER'S 50-YARDERS

Broncos kicker Matt Prater owns the highest percentage of field goals made from 50+ yards in NFL history (77.8% / 21-of-27) among players who started their careers after 1970 (min. 20 att.).

## HIGHEST 50-YD. FIELD GOAL PCT., SINCE 1970 NFL MERGER (min 20 att.)

Player	Md.	Att.	Pct.
1. <b>Matt Prater, Den.</b>	<b>21</b>	<b>27</b>	<b>77.8</b>
2. Robbie Gould, Chi.	16	21	76.2
3. Tony Zendejas, LAN/Hou.	17	23	73.9
4. Jeff Wilkins, Stl./S.F./Phi.	26	36	72.2
5. Rob Bironas, Ten.	24	34	70.6

## MATT PRATER, CAREER FIELD GOAL ATTEMPTS FROM 50+ YARDS

Year	Md.	Att.	Pct.
2008	5	6	83.3
2009	2	3	66.7
2010	2	3	66.7
2011	3	4	75.0
2012	3	4	75.0
2013	6	7	85.7
<b>Totals</b>	<b>21</b>	<b>27</b>	<b>77.8</b>

## MOST 50-YD. FIELD GOALS, CAREER, BRONCOS HISTORY

Player	Md.	Att.	Pct.
1. Jason Elam, 1993-2007	37	61	60.7
2. <b>Matt Prater, 2007-Pres.</b>	<b>21</b>	<b>27</b>	<b>77.8</b>
3. Rich Karlis, 1982-88	6	18	33.3
4. Fred Steinfort, 1979-81	5	10	50.0
5. Bobby Howfield, 1968-70	3	9	33.3
Jim Turner, 1971-79	3	13	23.1

## PRATER'S 50-YARDERS, cont.

MATT PRATER 50-YARD FIELD GOALS, CAREER (BY LENGTH)  
2013 Field Goals in BOLD

Opponent	Length
1. <b>vs. Tennessee, 12/8/13</b>	<b>64*</b>
2. vs. Chicago, 12/11/11	59
vs. N.Y. Jets, 10/17/10	59
4. at Kansas City, 9/28/08	56
5. vs. Tampa Bay, 10/5/08	55
6. <b>at Oakland, 12/29/13</b>	<b>54</b>
<b>vs. Kansas City, 11/17/13</b>	<b>54</b>
at Jacksonville, 9/12/10	54
9. <b>vs. Oakland, 9/23/13</b>	<b>53</b>
<b>vs. Philadelphia, 9/29/13</b>	<b>53</b>
at Carolina, 11/11/12	53
vs. Oakland, 9/30/12	53
vs. Houston, 9/23/12	53
14. at Miami, 10/23/11	52
vs. San Diego, 9/14/08	52
16. vs. Chicago, 12/11/11	51
vs. Oakland, 12/20/09	51
at Kansas City, 9/28/08	51
19. <b>at Dallas, 10/6/13</b>	<b>50</b>
vs. Miami, 11/2/08	50
at Cincinnati, 9/13/09	50

\* - NFL record

## PRATER CLUTCH IN FOURTH QUARTER/OVERTIME

Broncos kicker Matt Prater has made 47-of-50 career field goal attempts in the fourth quarter to rank second in NFL history with his 94.0% conversion rate.

Prater is also a perfect 4-of-4 on field goal attempts in overtime, making him 51-of-54 (94.4%) in his career in the fourth quarter or overtime.

HIGHEST CAREER FIELD GOAL PCT. IN FOURTH QUARTER,  
NFL HISTORY (min. 25 Md.)

Player	Md.	Att.	Pct.
1. Stephen Gostkowski	63	65	96.9
2. <b>Matt Prater</b>	<b>47</b>	<b>50</b>	<b>94.0</b>
3. Nick Folk	47	51	92.2
4. Josh Brown	73	81	90.1
5. Rob Bironas	60	67	89.6

## PRATER A WEAPON ON KICKOFFS

Broncos kicker Matt Prater led the NFL with 81 touchbacks on kickoffs in 2013. He also ranks first in the league with 260 touchbacks on kickoffs since his first full season in 2008.

## MOST TOUCHBACKS ON KICKOFFS, NFL, 2013

Player	KOs	TBs	Pct.
1. <b>Matt Prater, Den.</b>	<b>112</b>	<b>81</b>	<b>72.3</b>
2. Stephen Gostkowski, N.E.	98	65	66.3
3. Graham Gano, Car.	79	63	79.7
4. Greg Zuerlein, Stl.	77	52	67.5
Thomas Morstead, N.O.	85	52	61.2
Dan Bailey, Dal.	91	52	57.1

## MOST TOUCHBACKS ON KICKOFFS, 2008-PRES.

Player	KOs	TBs	Pct.
1. <b>Matt Prater, Den.</b>	<b>490</b>	<b>260</b>	<b>53.1</b>
2. Stephen Gostkowski, N.E.	536	211	39.4
3. Michael Koenen, T.B./Atl.	459	203	44.2
4. Thomas Morstead, N.O.	427	202	47.3
5. Sebastian Janikowski, Oak.	428	176	41.1



## SPECIAL TEAMS NOTES

## COLQUITT A HOUSEHOLD NFL NAME

Denver's Britton Colquitt and Kansas City's Dustin Colquitt are the first brothers to punt in the NFL at the same time since 1941 (George and Wes McAfee).

The Colquitt family has produced four NFL punters, including Britton and Dustin's father, Craig, and uncle, Jimmy. Craig Colquitt won two Super Bowl rings as the Steelers' punter and Jimmy Colquitt played two games for the Seahawks in 1985. All four Colquitts attended the University of Tennessee.

## COLQUITT IN THE NFL

Player	Years	GP	No.	Avg.	LG	In20	Net
Craig Colquitt	1978-84, '87	97	431	41.3	74	112	34.8
Jimmy Colquitt	1985	2	12	40.1	55	3	34.3
Dustin Colquitt	2005-Pres.	142	744	44.9	81	285	39.3
<b>Britton Colquitt</b>	<b>2009-Pres.</b>	<b>64</b>	<b>319</b>	<b>45.8</b>	<b>67</b>	<b>102</b>	<b>39.5</b>

## HOLLIDAY A NICE ACQUISITION

Since being acquired by Denver on Oct. 11, 2012, Broncos wide receiver Trindon Holliday has returned six punts or kickoffs for touchdowns (reg. season/postseason combined) and trails only Rick Upchurch on the Broncos' career return touchdowns list.

He is already one of just 15 players in NFL history with at least three punt return touchdowns and at least three kickoff return scores (reg. season + postseason).

MOST SPECIAL-TEAMS RETURNS, BRONCOS HISTORY  
(REGULAR SEASON + POSTSEASON)

Player	GP	KR TDs	PR TDs	Total
1. Rick Upchurch	124	0	8	8
<b>2. Trindon Holliday</b>	<b>16</b>	<b>3</b>	<b>3</b>	<b>6</b>
3. Eddie Royal	59	1	2	3
Deltha O'Neal	62	1	2	3
Darrien Gordon	39	0	3	3

## HOLLIDAY ON A TORRID PACE

Broncos wide receiver Trindon Holliday, who has recorded six special-teams return scores in 32 career games played (including postseason), ranks first since the 1970 NFL merger with a return score every 5.3 games played (min. 20 GP).

HIGHEST SPECIAL-TEAMS RETURN TOUCHDOWN RATE,  
SINCE 1970 NFL MERGER (min. 20 GP)

Player	Years	GP	Ret TD	TD/GP
<b>1. Trindon Holliday, Den./Hou.</b>	<b>2010-pres.</b>	<b>32</b>	<b>6</b>	<b>5.3</b>
2. Devin Hester, Chi.	2006-pres.	128	19	6.7
3. Gale Sayers, Chi.	1965-71	68	8	8.5
4. Tony Horne, Stl.	1998-2000	43	5	8.6
5. Dante Hall, K.C.	2000-08	114	13	8.8

## HOLLIDAY'S BIG RETURN

Broncos wide receiver Trindon Holliday recorded a 105-yard kickoff return for a touchdown against Philadelphia in Week 4 to tie his own record for the longest play in team history.

## LONGEST KICKOFF RETURNS, BRONCOS HISTORY

Player	Opp. (Date)	Length
<b>1. Trindon Holliday</b>	<b>vs. Phi. (9/29/13)</b>	<b>105t</b>
<b>Trindon Holliday</b>	<b>at Cin. (11/4/12)</b>	<b>105t</b>
3. Nemiah Wilson	at K.C. (10/8/66)	100t
Goldie Sellers	vs. Hou. (10/2/66)	100t
5. Cassius Vaughn	vs. S.D. (1/2/11)	97t

## HOLLIDAY FINDS THE END ZONE

Broncos wide receiver Trindon Holliday has recorded multiple special-teams return scores for the second consecutive season.

Holliday is one of just three players (Al Frazier, 1961; Eddie Royal, 2009) in team history to score a touchdown by way of both a punt and kickoff return—a feat he has accomplished in 2012 and '13.

PLAYERS WITH MULTIPLE SPECIAL-TEAMS RETURN TOUCHDOWNS,  
SINGLE-SEASON, BRONCOS HISTORY

Player	Year	KR TDs	PR TDs
Al Frazier	1961	1	1
Goldie Sellers	1966	2	0
Rick Upchurch	1976	0	4
Rick Upchurch	1982	0	2
Darrien Gordon	1997	0	3
Eddie Royal	2009	1	1
<b>Trindon Holliday</b>	<b>2012</b>	<b>1</b>	<b>1</b>
<b>Trindon Holliday</b>	<b>2013</b>	<b>1</b>	<b>1</b>

## HOLLIDAY MAKES POSTSEASON HISTORY

Broncos wide receiver Trindon Holliday recorded the longest punt return (90t) and the second-longest kickoff return (104t) in NFL postseason history in Denver's AFC Divisional Playoff Game against Baltimore (1/12/13), becoming the first NFL player to score multiple return touchdowns in a single postseason game.

## LONGEST PUNT RETURN, NFL POSTSEASON HISTORY

Player	Opp. (Date)	Avg.
<b>1. Trindon Holliday, Den.</b>	<b>vs. Bal. (1/12/13)</b>	<b>90t</b>
2. Jermaine Lewis, Bal.	at Pit. (1/20/02)	88t
3. Reggie Bush, N.O.	vs. Ari. (1/16/10)	83t
4. Antonio Freeman, G.B.	vs. Atl. (12/31/95)	76t
5. Santana Moss, NYJ	at Pit. (1/15/05)	75t

## LONGEST KICKOFF RETURN, NFL POSTSEASON HISTORY

Player	Opp. (Date)	Avg.
1. Jacoby Jones, Bal.	vs. S.F. (2/3/13)	108t
<b>2. Trindon Holliday, Den.</b>	<b>vs. Bal. (1/12/13)</b>	<b>104t</b>
3. Eric Weems, Atl.	vs. G.B. (1/15/11)	102t
4. Brian Mitchell, Was.	at T.B. (1/15/00)	100t
5. Desmond Howard, G.B.	vs. N.E. (1/26/97)	99t



## MISCELLANEOUS NOTES

## BRONCOS MISCELLANEOUS NOTES

## QUICKLY:

\* - Now in their sixth decade of professional football, the Broncos are one of just four teams to record three 90+ win decades since 1960 and the only organization to do so in each of the last three decades.

\* - The Broncos have sold out every home game since the beginning of the 1970 season (341 reg. season / 18 postseason).

\* - The Broncos own the NFL's best overall home record (235-89 / .725) since 1975 and have posted a league-best five undefeated home schedules in the 16-game regular-season era (since 1978).

\* - The Broncos' 341-game scoring streak is the longest active streak in the league.

\* - Denver ranks second in the NFL with a 25-16-2 (.605) record in regular-season overtime games since the system was instituted in 1974.

## DECADES OF SUCCESS

The Broncos are in their sixth decade of professional football, looking to build off a body of work that ranks as the most consistent in the NFL in terms of winning over the last three decades.

Denver is one of just four teams to record three 90+ win decades since 1960 and the only organization to do so in each of the last three decades.

Below is a look at the Broncos' record by the decade. In its 50-plus seasons of football, Denver has totaled the eighth-most regular-season wins (432 / 432-377-10) in the NFL and advanced to the postseason 20 times.

## BRONCOS REGULAR-SEASON RECORD BY DECADE

Decade	W	L	T	Pct.	Playoff Berths	Win Rk.
1960s	39	97	4	.287	0	22nd
1970s	75	64	5	.539	3	8th
1980s	93	58	1	.615	5	4th
1990s	94	66	0	.588	5	7th
2000s	93	67	0	.581	4	6th
2010s	38	26	0	.594	3	T-8th
<b>TOTALS</b>	<b>432</b>	<b>378</b>	<b>10</b>	<b>.533</b>	<b>20</b>	<b>8th</b>

## MOST DECADES WITH 90+ REGULAR SEASON WINS, SINCE 1960

Team	90+ Win Decades	Decades (Win Total)
1. <b>Denver</b>	<b>3</b>	<b>1980s (93), 1990s (94), 2000s (93)</b>
Green Bay	3	1960s (96), 1990s (93), 2000s (95)
Miami	3	1970s (104), 1980s (94), 1990s (95)
Pittsburgh	3	1970s (99), 1990s (93), 2000s (103)

## BRONCOS SUCCESSFUL IN OVERTIME

The Denver Broncos rank second in the NFL with a 25-16-2 (.605) record in regular-season overtime games since the system was instituted in 1974.

## BEST RECORDS IN OVERTIME GAMES, REGULAR SEASON, NFL HISTORY

Team	W	L	T	Pct.
1. Washington	24	14	1	.628
<b>2. Denver</b>	<b>25</b>	<b>16</b>	<b>2</b>	<b>.605</b>
3. Arizona	24	16	2	.595
4. Pittsburgh	21	15	2	.579
5. Buffalo	19	14	0	.576
Dallas	19	14	0	.576

## BRONCOS OWN NFL'S LONGEST SCORING STREAK

The Broncos' 341-game scoring streak is the longest active streak in the league. The streak, which began on *Monday Night Football* with a 16-13 overtime loss at Seattle on Nov. 30, 1992, is the second-longest such streak in NFL history.

## LONGEST SCORING STREAKS, NFL HISTORY (Regular Season only)

Team	Games	Years
1. San Francisco	420	1977-2004
<b>2. Denver</b>	<b>341*</b>	<b>1992-Pres.</b>
3. Indianapolis	321*	1993-Pres.
4. Cleveland	274	1950-71
5. Minnesota	260	1991-2007

\*Active Streaks

## HOME SELLOUT STREAK

The Broncos have sold out every home game since the beginning of the 1970 season with the exception of two replacement games played during the 1987 strike (both games were sold out before the strike).

Denver has thus sold out 341 consecutive regular-season games, which marks the second-longest home sellout streak in the NFL. With postseason games factored in, the total reaches 359.

## LONGEST HOME SELLOUT STREAKS, REGULAR SEASON, NFL HISTORY

Team	Games	Year Started
1. Washington	365	1967
<b>2. Denver</b>	<b>341</b>	<b>1970</b>
3. Pittsburgh	323	1972
4. N.Y. Giants	304	1974
5. Green Bay	301	1960

## HOME, SWEET HOME

The Broncos own the NFL's best home record since 1975 in the regular season and postseason with a 235-89 (.725) mark.

## TOP HOME RECORDS, NFL, 1975-PRES.

Team	Regular Season	Postseason	Total	Pct.
<b>1. Denver</b>	<b>221-85-0 (.722)</b>	<b>14-4 (.778)</b>	<b>235-89-0</b>	<b>.725</b>
2. Pittsburgh	216-87-1 (.712)	16-7 (.696)	234-94-1	.713
3. Baltimore	100-43-1 (.698)	3-2 (.600)	103-45-1	.695
4. New England	201-104-0 (.659)	15-4 (.789)	216-108-0	.667
5. Minnesota	201-104-1 (.658)	8-5 (.615)	209-109-1	.657



## MISCELLANEOUS NOTES

## BRONCOS ONE OF NFL'S BEST SINCE MERGER

After a less than auspicious beginning, the Broncos have become one of the most consistent winners in the NFL thanks in large part to Owner & CEO Pat Bowlen. Denver ranks in the top five in the NFL in several categories since the 1970 merger, including Super Bowl berths (6), regular-season wins (393) and regular-season home wins (235).

## SUPER BOWL BERTHS, NFL, SINCE 1970 MERGER

Team	No.
1. Dallas	8
Pittsburgh	8
3. New England	7
4. Denver	6

## REGULAR-SEASON WINS, NFL, SINCE 1970 MERGER

Team	No.
1. Pittsburgh	412
2. Miami	400
3. Dallas	397
4. Denver	393
5. San Francisco	387

## REGULAR-SEASON HOME WINS, NFL, SINCE 1970 MERGER

Team	No.
1. Pittsburgh	244
2. Denver	235
3. Miami	227
4. Minnesota	227
Dallas	226

## OVERALL WINS, NFL, SINCE 1970 MERGER

Team	No.
1. Pittsburgh	445
2. Dallas	429
3. Miami	420
4. San Francisco	417
5. Denver	412

## CONFERENCE CHAMP. GAMES, NFL, SINCE 1970 MERGER

Team	No.
1. Pittsburgh	15
2. Dallas	14
3. San Francisco	14
4. Oakland	11
5. Denver, Stl, N.E.	9

## BRONCOS ALL-TIME YEAR-BY-YEAR RECORDS

YEAR	PRESEASON	REG. SEASON	PLAYOFFS
1960	.0-5	4-9-1	0-0
1961	.1-4	3-11	0-0
1962	.2-2	7-7	0-0
1963	.2-3	2-11-1	0-0
1964	.2-3	2-11-1	0-0
1965	.1-4	4-10	0-0
1966	.1-3	4-10	0-0
1967	.3-1	3-11	0-0
1968	.1-4	5-9	0-0
1969	.1-4	5-8-1	0-0
1970	.3-2	5-8-1	0-0
1971	.1-4	4-9-1	0-0
1972	.2-3	5-9	0-0
1973	.2-3	7-5-2	0-0
1974	.4-2	7-6-1	0-0
1975	.3-3	6-8	0-0
1976	.5-2	9-5	0-0
1977	.5-1	12-2	2-1 (S.B. loss)
1978	.2-2	10-6	0-1
1979	.3-1	10-6	0-1
1980	.2-2	8-8	0-0
1981	.2-2	10-6	0-0
1982	.4-0	2-7	0-0
1983	.3-1	9-7	0-1
1984	.3-1	13-3	0-1
1985	.2-2	11-5	0-0
1986	.2-2	11-5	2-1 (S.B. loss)
1987	.3-2	10-4-1	2-1 (S.B. loss)
1988	.3-1	8-8	0-0
1989	.2-2	11-5	2-1 (S.B. loss)
1990	.3-2	5-11	0-0
1991	.2-3	12-4	1-1
1992	.1-4	8-8	0-0
1993	.2-2	9-7	0-1
1994	.2-3	7-9	0-0
1995	.3-2	8-8	0-0
1996	.3-1	13-3	0-1
1997	.3-2	12-4	4-0 (S.B. win)
1998	.3-1	14-2	3-0 (S.B. win)
1999	.3-2	6-10	0-0
2000	.4-0	11-5	0-1
2001	.3-1	8-8	0-0
2002	.3-1	9-7	0-0
2003	.3-1	10-6	0-1
2004	.2-3	10-6	0-1
2005	.4-0	13-3	1-1
2006	.3-1	9-7	0-0
2007	.2-2	7-9	0-0
2008	.2-2	8-8	0-0
2009	.1-3	8-8	0-0
2010	.1-3	4-12	0-0
2011	.2-2	8-8	1-1
2012	.2-2	13-3	0-1
2013	.2-2	13-3	1-0
TOTAL	.129-116 (.527)	.432-378-10 (.533)	.19-17 (.528)



# THE LAST TIME IT HAPPENED

(REFLECTS THE LAST TIME EACH INDIVIDUAL STATISTIC OCCURRED IN THE REGULAR SEASON AND PLAYOFFS)  
- 2013 PERFORMANCES BOLDED; SUPER BOWL PERFORMANCES IN ITALICS

## 100 YARDS RUSHING:

Broncos: **Montee Ball, 13-117, 0 TD, at Kansas City, 12/1/13**  
Playoffs: *Terrell Davis, 25-102, vs. Atlanta, 1/31/99*  
Opponents: **Ryan Mathews, 29-127, 1 TD, vs. San Diego, 12/12/13**  
Playoffs: Ray Rice, 30-131, 1 TD, vs. Baltimore, 1/12/13

## 200 YARDS RUSHING:

Broncos: **Knowshon Moreno, 37-224, 1 TD, at New England, 11/24/13**  
Playoffs: Has never happened  
Opponents: Jamaal Charles, 25-259, 2 TD, vs. Kansas City, 1/3/10  
Playoffs: *Tim Smith, 23-204, 2TD, vs. Washington, 1/31/88*

## TWO 100-YARD RUSHERS:

Broncos: Willis McGahee (163) and Tim Tebow (118), at Oakland, 11/6/11  
Playoffs: Terrell Davis (184) and Derek Loville (103), vs. Jacksonville, 12/27/97  
Opponents: Curt Warner (126) and John L. Williams (109), at Seattle, 12/11/88  
Playoffs: Has never happened

## 100-YARD RUSHER AND 100-YARD RECEIVER:

Broncos: Knowshon Moreno (118) and Eric Decker (133), at Baltimore, 12/16/12  
Playoffs: *Terrell Davis (102) and Rod Smith (152), vs. Atlanta, 1/31/99*  
Opponents: Stevan Ridley (151) and Wes Welker (104), at New England, 10/7/12  
Playoffs: *Tim Smith (204) and Ricky Sanders (193), vs. Washington, 1/31/88*

## 100-YARD RUSHER AND TWO 100-YARD RECEIVERS:

Broncos: **Montee Ball (117), Eric Decker (174) and Demaryius Thomas (106), at Kansas City, 12/1/13**  
Playoffs: Has never happened  
Opponents: Ryan Grant (104), Greg Jennings (141) and James Jones (107) vs. Green Bay, 10/29/07 - OT  
Playoffs: Has never happened

## 100-YARD RUSHER, 300-YARD PASSER, 100-YARD RECEIVER:

Broncos: Willis McGahee (122), Peyton Manning (305), Demaryius Thomas (137), vs. N.O., 10/28/12  
Playoffs: *Terrell Davis (102), John Elway (336), Rod Smith (152), vs. Atlanta, 1/31/99*  
Opponents: R. Grant (104 rush), B. Favre (331 pass), G. Jennings (141 rec.), J. Jones (107 rec.) vs. G.B., 10/29/07 - OT  
Playoffs: *Tim Smith (204), Doug Williams (340), Ricky Sanders (193), vs. Washington, 1/31/88*

## 100-YARD RUSHER, 300-YARD PASSER AND TWO 100-YARD RECEIVERS:

Broncos: **M. Ball (117), P. Manning (403), E. Decker (174) and D. Thomas (106), at Kansas City, 12/1/13**  
Playoffs: Has never happened  
Opponents: R. Grant (104 rush), B. Favre (331 pass), G. Jennings (141 rec.), J. Jones (107 rec.) vs. Green Bay, 10/29/07 - OT  
Playoffs: Has never happened

## 100-YARD RUSHER AND 300-YARD PASSER:

Broncos: **Montee Ball (117) and Peyton Manning (403), at Kansas City, 12/1/13**  
Playoffs: *Terrell Davis (102) and John Elway (336), vs. Atlanta, 1/31/99*  
Opponents: Ryan Mathews (120) and Philip Rivers (313), vs. San Diego, 1/2/11  
Playoffs: Ray Rice (131) and Joe Flacco (331), vs. Baltimore, 1/12/13

## 100-YARD RECEIVER AND 300-YARD PASSER:

Broncos: **Eric Decker (117) and Peyton Manning (397), vs. Tennessee, 12/8/13**  
Playoffs: Demaryius Thomas (204) and Tim Tebow (316), vs. Pittsburgh, 1/8/12  
Opponents: **Julian Edelman (110) and Tom Brady (344), at New England, 11/24/13**  
Playoffs: Rob Gronkowski (145) and Tom Brady (363), at New England, 1/14/12

## TWO 100-YARD RECEIVERS AND 300-YARD PASSER:

Broncos: **Eric Decker (131), Demaryius Thomas (123) and Peyton Manning (400), at Houston, 12/22/13**  
Playoffs: Has never happened  
Opponents: Jerome Simpson (136), A.J. Green (124) and Andy Dalton (332), vs. Cincinnati, 9/18/11  
Playoffs: Reggie Wayne (221), Dallas Clark (112) and Peyton Manning (458), at Indianapolis, 1/9/05

## THREE 100-YARD RECEIVERS AND 300-YARD PASSER:

Broncos: Has never happened  
Playoffs: Has never happened  
Opponents: **Terrance Williams (151), Dez Bryant (141), Jason Witten (121) and Tony Romo (506), at Dallas, 10/6/13**  
Playoffs: Has never happened

## TWO RUSHING TOUCHDOWNS:

Broncos: **Montee Ball, 8-25, 2 TD, vs. Kansas City, 11/17/13**  
Playoffs: Mike Anderson, 19-69, 2 TD, vs. New England, 1/14/06  
Opponents: **Shonn Greene, 9-46, 2 TD, vs. Tennessee, 12/8/13**  
Playoffs: Jamal Lewis, 30-110, 2 TD, at Baltimore, 12/31/00

## THREE RUSHING TOUCHDOWNS:

Broncos: **Knowshon Moreno, 15-42, 3 TD, vs. Jacksonville, 10/13/13**  
Playoffs: *Terrell Davis, 30-157, 3 TD, vs. Green Bay, 1/25/98*  
Opponents: Ryan Matthews, 26-120, 3 TD, vs. San Diego, 1/2/11  
Playoffs: Napoleon McCallum, 13-81, 3 TD, at L.A. Raiders, 1/9/94

## FOUR RUSHING TOUCHDOWNS:

Broncos: Clinton Portis, 22-218, 5 TD, vs. Kansas City, 12/7/03  
Playoffs: Has never happened  
Opponents: Curt Warner, 23-126, 4 TD, at Seattle, 12/11/88  
Playoffs: Has never happened

## FIVE RUSHING TOUCHDOWNS:

Broncos: Clinton Portis, 22-218, 5 TD, vs. Kansas City, 12/7/03  
Playoffs: Has never happened  
Opponents: Has never happened  
Playoffs: Has never happened

## 300 YARDS PASSING:

Broncos: **Peyton Manning, 39-59, 397 yds., 4 TD, 0 INT, vs. Tennessee, 12/8/13**  
Playoffs: Tim Tebow, 10-21, 316 yds., 2 TD, 0 INT, vs. Pittsburgh, 1/8/12  
Opponents: **Tom Brady, 34-50, 344 yds., 3 TD, 0 INT, at New England, 11/24/13**  
Playoffs: Joe Flacco, 18-34, 331 yds., 3 TD, 0 INT, vs. Baltimore, 1/12/13

## 400 YARDS PASSING:

Broncos: **Peyton Manning, 32-51, 400 yds., 4 TD, 0 INT, at Houston, 12/22/13**  
Playoffs: Has never happened  
Opponents: **Tony Romo, 25-36, 506 yds., 5 TD, 1 INT, at Dallas, 10/6/13**  
Playoffs: Peyton Manning, 27-33, 458 yds., 4 TD, 1 INT, at Indianapolis, 1/9/05

## THREE TOUCHDOWN PASSES:

Broncos: **Peyton Manning, 29-49, 386 yds., 3 TD, 1 INT, at Indianapolis, 10/20/13**  
Playoffs: Peyton Manning, 28-43, 290 yds., 3 TD, 2 INT, vs. Baltimore, 1/12/13  
Opponents: **Tom Brady, 34-50, 344 yds., 3 TD, 0 INT, at New England, 11/24/13**  
Playoffs: Joe Flacco, 18-34, 331 yds., 3 TD, 0 INT, vs. Baltimore, 1/12/13

## FOUR TOUCHDOWN PASSES:

Broncos: **Peyton Manning, 25-28, 266 yds., 4 TD, 0 INT, at Oakland, 12/29/13**  
Playoffs: Has never happened  
Opponents: Matt Schaub, 17-30, 290 yds., 4 TD, 1 INT, vs. Houston, 9/23/12  
Playoffs: Tom Brady, 26-34, 363 yds., 6 TD, 1 INT, at New England, 1/14/12

## FIVE TOUCHDOWN PASSES:

Broncos: **Peyton Manning, 22-35, 403 yds., 5 TD, 2 INT, at Kansas City, 12/1/13**  
Playoffs: Has never happened  
Opponents: **Tony Romo, 25-36, 506 yds., 5 TD, 1 INT, at Dallas, 10/6/13**  
Playoffs: Tom Brady, 26-34, 363 yds., 6 TD, 1 INT, at New England, 1/14/12

## SIX OR MORE TOUCHDOWN PASSES:

Broncos: **Peyton Manning, 27-42, 462 yds., 7 TD, 0 INT, vs. Baltimore, 9/5/13**  
Playoffs: Has never happened  
Opponents: Len Dawson, 23-38, 435 yds., 6 TD, 0 INT, at Kansas City, 11/1/64  
Playoffs: Tom Brady, 26-34, 363 yds., 6 TD, 1 INT, at New England, 1/14/12

## 100 YARDS RECEIVING:

Broncos: **Demaryius Thomas, 6-113, 2 TD, at Oakland, 12/29/13**  
Playoffs: Demaryius Thomas, 4-204, 1 TD, vs. Pittsburgh, 1/8/12  
Opponents: **Justin Hunter, 4-114, 1 TD, vs. Tennessee, 12/8/13**  
Playoffs: Rob Gronkowski, 10-145, 3 TD, at New England, 1/14/12

## 200 YARDS RECEIVING:

Broncos: Jabar Gaffney, 14-213, 0 TD, vs. Kansas City, 1/3/10  
Playoffs: Demaryius Thomas, 4-204, 1 TD, vs. Pittsburgh, 1/8/12  
Opponents: Torrance Small, 6-200, 2 TD, vs. New Orleans, 12/24/94  
Playoffs: Reggie Wayne, 10-221, 2 TD, at Indianapolis, 1/9/05

## TWO 100-YARD RECEIVERS:

Broncos: **Eric Decker (131) and Demaryius Thomas (123), at Houston, 12/22/13**  
Playoffs: Has never happened  
Opponents: **Terrance Williams (151), Dez Bryant (141) and Jason Witten (121), at Dallas, 10/6/13**  
Playoffs: Reggie Wayne (221) and Dallas Clark (112), at Indianapolis, 1/9/05

## TWO RECEIVING TOUCHDOWNS:

Broncos: **Demaryius Thomas, 6-113, 2 TD, at Oakland, 12/29/13**  
Playoffs: Clarence Kay, 3-57, 2 TD, vs. Houston, 1/10/88  
Opponents: **Keenan Allen, 2-29, 2 TD, vs. San Diego, 12/12/13**  
Playoffs: Torrey Smith, 3-98, 2 TD, vs. Baltimore, 1/12/13

## THREE RECEIVING TOUCHDOWNS:

Broncos: **Demaryius Thomas, 7-108, 3 TD, at San Diego, 11/10/13**  
Playoffs: Has never happened  
Opponents: Dallas Clark, 5-43, 3 TD, at Indianapolis, 12/13/09  
Playoffs: Rob Gronkowski, 10-145, 3 TD, at New England, 1/14/12

## FOUR RECEIVING TOUCHDOWNS:

Broncos: **Eric Decker, 8-174, 4 TD, at Kansas City, 12/1/13**  
Playoffs: Has never happened  
Opponents: Lance Alworth, 9-171, 4 TD, vs. San Diego, 12/1/68  
Playoffs: Has never happened

## TWO INTERCEPTIONS:

Broncos: Chris Harris, 2, at San Diego, 10/15/12  
Playoffs: *Darrien Gordon, 2, vs. Atlanta, 1/31/99*  
Opponents: **DeAngelo Hall, 2, vs. Washington, 10/27/13**  
Playoffs: David Macklin, 2, at Indianapolis, 1/4/04

# THE LAST TIME IT HAPPENED

## THREE INTERCEPTIONS:

Broncos: Deltha O'Neal, 4, vs. Kansas City, 10/7/01  
Playoffs: Has never happened  
Opponents: Mark Kelso, 3, at Buffalo, 12/12/92  
Playoffs: Has never happened

## FOUR INTERCEPTIONS:

Broncos: Deltha O'Neal, 4, vs. Kansas City, 10/7/01  
Playoffs: Has never happened  
Opponents: Has never happened  
Playoffs: Has never happened

## TWO SACKS:

Broncos: **Von Miller, 2, at New England, 11/24/13**  
Playoffs: Robert Ayers, 2, vs. Pittsburgh, 1/8/12  
Opponents: **Robert Mathis, 2, at Indianapolis, 10/20/13**  
Playoffs: Terrell Suggs, 2, vs. Baltimore, 1/12/13

## THREE SACKS:

Broncos: Von Miller, 3, vs. San Diego, 11/18/12  
Playoffs: Has never happened  
Opponents: Chris Kelsay, 3, at Buffalo, 12/24/11  
Playoffs: Michael McCrary, 3, at Baltimore, 12/31/00

## FOUR SACKS:

Broncos: Elvis Dumervil, 4, vs. Cleveland, 9/20/09  
Playoffs: Has never happened  
Opponents: Michael Sinclair, 4, at Seattle, 9/8/96  
Playoffs: Has never happened

## TWO OPPONENT FUMBLE RECOVERIES:

Broncos: Elvis Dumervil, 2, vs. Minnesota, 12/30/07 - OT  
Playoffs: Has never happened  
Opponents: Glenn Dorsey, 2, at Kansas City, 12/6/09  
Playoffs: *Randy Hughes, 2, vs. Dallas, 1/15/78*

## SHUTOUT ON ROAD:

by Broncos: Denver 12, at Cleveland 0, 9/27/92  
Playoffs: Has never happened  
by Opponents: at L.A. Raiders 24, Denver 0, 11/22/92  
Playoffs: Has never happened

## SHUTOUT AT HOME:

by Broncos: at Denver 27, N.Y. Jets 0, 11/20/05  
Playoffs: Has never happened  
by Opponents: Has never happened  
Playoffs: Has never happened

## OVERTIME WIN AWAY FROM DENVER:

Broncos: Denver 16, at San Diego 13, 11/27/11  
Playoffs: Denver 23, at Cleveland 20, 1/11/87  
Opponents: **at New England 34, Denver 31, 11/24/13**  
Playoffs: Has never happened  
TIE: Denver 17, at Green Bay 17, 9/20/87

## OVERTIME WIN IN DENVER:

Broncos: at Denver 13, Chicago 10, 12/11/09  
Playoffs: at Denver 29, Pittsburgh 23, 1/8/12  
Opponents: Green Bay 19, at Denver 13, 10/29/07  
Playoffs: Baltimore 38, at Denver 25, 1/12/13  
TIE: at Denver 35, Pittsburgh 35, 9/22/74

## 40 POINTS:

Broncos: **Denver 45, vs. Washington 21, 10/27/13**  
Playoffs: at Denver 42, Jacksonville 17, 12/27/97  
Opponents: **Denver 51, at Dallas 48, 10/6/13**  
Playoffs: at New England 45, Denver 10, 1/14/12

## 50 POINTS:

Broncos: **at Denver 51, Tennessee 28, 12/8/13**  
Playoffs: Has never happened  
Opponents: Oakland 59, at Denver 14, 10/24/10  
Playoffs: *San Francisco 55, Denver 10, 1/28/90*

## TWO-POINT CONVERSION:

Broncos: Peyton Manning pass to Willis McGahee, vs. Pittsburgh, 9/9/12  
Playoffs: Terrell Davis run, vs. Jacksonville, 1/4/97  
Opponents: **Tony Romo pass to Terrance Williams, at Dallas, 10/6/13**  
Playoffs: Has never happened

## THREE FIELD GOALS:

Broncos: **Matt Prater, 3, at Houston, 12/22/13**  
Playoffs: Matt Prater, 3, vs. Pittsburgh, 1/8/12  
Opponents: **Adam Vinatieri, 3, at Indianapolis, 10/20/13**  
Playoffs: Mike Hollis, vs. Jacksonville, 1/4/97

## FOUR FIELD GOALS:

Broncos: Matt Prater, 4, at Oakland, 12/6/12  
Playoffs: Has never happened  
Opponents: Dave Rayner, 4, at Buffalo, 12/24/11  
Playoffs: Has never happened

## FIVE FIELD GOALS:

Broncos: Jason Elam, 5, vs. Miami, 10/13/02  
Playoffs: Has never happened  
Opponents: Nick Novak, 5, vs. San Diego, 10/9/11  
Playoffs: Has never happened

## SIX FIELD GOALS:

Broncos: Has never happened  
Playoffs: Has never happened  
Opponents: Jeff Wilkins, 6, at St. Louis, 9/10/06  
Playoffs: Has never happened

## PUNT RETURN FOR A TOUCHDOWN:

Broncos: **Trindon Holliday, 81 yds., at N.Y. Giants, 9/15/13**  
Playoffs: Trindon Holliday, 90 yds., vs. Baltimore, 1/12/13  
Opponents: Leodis McKelvin, 80 yds., at Buffalo, 12/24/11  
Playoffs: Has never happened

## KICKOFF RETURN FOR A TOUCHDOWN:

Broncos: **Trindon Holliday, 105 yds., vs. Philadelphia, 9/29/13**  
Playoffs: Trindon Holliday, 104 yds., vs. Baltimore, 1/12/13  
Opponents: **Knile Davis, 108 yds., at Kansas City, 12/1/13**  
Playoffs: *Tim Dwight, 94 yds., vs. Atlanta, 1/31/99*

## INTERCEPTION RETURN FOR A TOUCHDOWN:

Broncos: **Dominique Rodgers-Cromartie, 75 yds., vs. Washington, 10/27/13**  
Playoffs: Has never happened  
Opponents: **DeAngelo Hall, 26 yds., vs. Washington, 10/27/13**  
Playoffs: Corey Graham, 39 yds., vs. Baltimore, 1/12/13

## FUMBLE RETURN FOR A TOUCHDOWN:

Broncos: **Von Miller, 60 yds., at New England, 11/24/13**  
Playoffs: Neil Smith, 79 yds., vs. Miami, 1/9/99  
Opponents: Spencer Johnson, 17 yds., at Buffalo, 12/24/11  
Playoffs: Has never happened

## MISSED FIELD GOAL RETURN FOR A TOUCHDOWN:

Broncos: Has never happened  
Playoffs: Has never happened  
Opponents: Chris McAlister, 107 yds., at Baltimore, 9/30/02  
Playoffs: Has never happened

## BLOCKED PUNT:

Broncos: **Steven Johnson, vs. Philadelphia, 9/29/13**  
Playoffs: Has never happened  
Opponents: **Jamize Olawale, at Oakland, 12/29/13**  
Playoffs: Blake Spence, vs. N.Y. Jets, 1/17/99

## BLOCKED PUNT RETURN FOR A TOUCHDOWN:

Broncos: **Steven Johnson, vs. Philadelphia, 9/29/13**  
Playoffs: Has never happened  
Opponents: Alex Bannister, 9 yds., at Seattle, 10/14/01  
Playoffs: Travis Davis, 29 yds., vs. Jacksonville, 12/27/97

## BLOCKED FIELD GOAL:

Broncos: Domanique Foxworth, at New England, 9/24/06  
Playoffs: Has never happened  
Opponents: Julius Peppers, vs. Chicago, 12/11/11  
Playoffs: Has never happened

## BLOCKED FIELD GOAL RETURN FOR A TOUCHDOWN:

Broncos: Louis Wright, 60 yds., vs. San Diego, 11/17/85  
Playoffs: Has never happened  
Opponents: Cornelius Bennett, 80 yds., at Buffalo, 9/30/90  
Playoffs: Has never happened

## MISSED POINT-AFTER-TOUCHDOWN ATTEMPT:

Broncos: Matt Prater (Kick Failed), at San Francisco, 10/31/10  
Playoffs: Jason Elam (Blocked by Clyde Simmons), vs. Jacksonville, 1/4/97  
Opponents: Josh Brown (Kick Failed), vs. St. Louis, 11/28/10  
Playoffs: Has never happened

## SAFETY:

Broncos: Cam Newton sacked in the end zone by Mike Adams, at Carolina, 11/11/12  
Playoffs: Tony Eason sacked in the end zone by Rulon Jones, vs. New England, 1/4/87  
Opponents: **P. Manning fumble forced by Robert Mathis out of bounds in end zone, at Indianapolis, 10/20/13**  
Playoffs: Mike Horan runs out of end zone, vs. Cleveland, 1/17/88

# 2013 BRONCOS REGULAR SEASON SITUATIONAL RECORDS

SITUATION	Record
<b>when leading after 1st quarter</b>	<b>7-2</b>
<i>wins:</i> vs. Oak. (9/23), vs. Phi. (9/29), vs. Jac. (10/13), vs. Was. (10/27), at S.D. (11/10), vs. K.C. (11/17), at Oak. (12/29)	
<i>losses:</i> at N.E. (11/24), vs. S.D. (12/12)	
<b>when leading after 2nd quarter</b>	<b>9-1</b>
<i>wins:</i> at NYG (9/15), vs. Oak. (9/23), vs. Phi. (9/29), at Dal. (10/6), vs. Jac. (10/13), at S.D. (11/10), vs. K.C. (11/17), at Hou. (12/22), at Oak. (12/29) <i>losses:</i> at N.E. (11/24)	
<b>when leading after 3rd quarter</b>	<b>12-1</b>
<i>wins:</i> vs. Bal. (9/5), at NYG (9/15), vs. Oak. (9/23), vs. Phi. (9/29), at Dal. (10/6), vs. Jac. (10/13), at S.D. (11/10), vs. K.C. (11/17), at K.C. (12/1), vs. Ten. (12/8), at Hou. (12/22), at Oak. (12/29) <i>losses:</i> at N.E. (11/24)	
<b>when trailing after 1st quarter</b>	<b>5-1</b>
<i>wins:</i> vs. Bal. (9/5), at NYG (9/15), at Dal. (10/6), at K.C. (12/1), vs. Ten. (12/8) <i>losses:</i> at Ind. (10/20)	
<b>when trailing after 2nd quarter</b>	<b>3-2</b>
<i>wins:</i> vs. Bal. (9/5), at K.C. (12/1), vs. Ten. (12/8) <i>losses:</i> at Ind. (10/20), vs. S.D. (12/12)	
<b>when trailing after 3rd quarter</b>	<b>1-2</b>
<i>wins:</i> vs. Was. (10/27) <i>losses:</i> at Ind. (10/20), vs. S.D. (12/12)	
<b>when Denver scores first</b>	<b>8-3</b>
<i>wins:</i> vs. Oak. (9/23), vs. Phi. (9/29), vs. Jac. (10/13), vs. Was. (10/27), at S.D. (11/10), vs. K.C. (11/17), at Hou. (12/22), at Oak. (12/29)	
<i>losses:</i> at Ind. (10/20), at N.E. (11/24), vs. S.D. (12/12)	
<b>when opponent scores first</b>	<b>5-0</b>
<i>wins:</i> vs. Bal. (9/5), at NYG (9/15), at Dal. (10/6), at K.C. (12/1), vs. Ten. (12/8) <i>losses:</i>	
<b>when tied at the half</b>	<b>1-0</b>
<i>wins:</i> vs. Was. (10/27) <i>losses:</i>	
<b>when Denver rushes for 100 yards</b>	<b>11-1</b>
<i>wins:</i> at NYG (9/15), vs. Oak. (9/23), vs. Phi. (9/29), at Dal. (10/6), vs. Jac. (10/13), vs. Was. (10/27), vs. K.C. (11/17), at K.C. (12/1), vs. Ten. (12/8), at Hou. (12/22), at Oak. (12/29) <i>losses:</i> at N.E. (11/24)	
<b>when opponent rushes for 100 yards</b>	<b>5-3</b>
<i>wins:</i> vs. Phi. (9/29), vs. Was. (10/27), at S.D. (11/10), vs. K.C. (11/17), at K.C. (12/1) <i>losses:</i> at Ind. (10/20), at N.E. (11/24), vs. S.D. (12/12)	
<b>when winning turnover margin</b>	<b>5-0</b>
<i>wins:</i> at NYG (9/15), vs. Was. (10/27), vs. Ten. (12/8), at Hou. (12/22), at Oak. (12/29) <i>losses:</i>	
<b>when losing turnover margin</b>	<b>4-3</b>
<i>wins:</i> vs. Oak. (9/23), vs. Jac. (10/13), at S.D. (11/10), at K.C. (12/1) <i>losses:</i> at Ind. (10/20), at N.E. (11/24), vs. S.D. (12/12)	
<b>when Denver passes for 300 yards</b>	<b>12-1</b>
<i>wins:</i> vs. Bal. (9/5), at NYG (9/15), vs. Oak. (9/23), vs. Phi. (9/29), at Dal. (10/6), vs. Was. (10/27), at S.D. (11/10), vs. K.C. (11/17), at K.C. (12/1), vs. Ten. (12/8), at Hou. (12/22), at Oak. (12/29) <i>losses:</i> at Ind. (10/20)	
<b>when opponent passes for 300 yards</b>	<b>5-1</b>
<i>wins:</i> vs. Bal. (9/5), at NYG (9/15), vs. Oak. (9/23), at Dal. (10/6), vs. Jac. (10/13) <i>losses:</i> at N.E. (11/24)	
<b>when playing indoors</b>	<b>1-0</b>
<i>wins:</i> at Dal. (10/6) <i>losses:</i>	
<b>when playing outdoors</b>	<b>12-3</b>
<i>wins:</i> vs. Bal. (9/5), at NYG (9/15), vs. Oak. (9/23), vs. Phi. (9/29), vs. Jac. (10/13), vs. Was. (10/27), at S.D. (11/10), vs. K.C. (11/17), at K.C. (12/1), vs. Ten. (12/8), at Hou. (12/22), at Oak. (12/29) <i>losses:</i> at Ind. (10/20), at N.E. (11/24), vs. S.D. (12/12)	
<b>when playing on an artificial surface</b>	<b>2-2</b>
<i>wins:</i> at NYG (9/15), at Dal. (10/6) <i>losses:</i> at Ind. (10/20), at N.E. (11/24)	
<b>when playing on natural grass</b>	<b>11-1</b>
<i>wins:</i> vs. Bal. (9/5), vs. Oak. (9/23), vs. Phi. (9/29), vs. Jac. (10/13), vs. Was. (10/27), at S.D. (11/10), vs. K.C. (11/17), at K.C. (12/1), vs. Ten. (12/8), at Hou. (12/22), at Oak. (12/29) <i>losses:</i> vs. S.D. (12/12)	
<b>when winning the coin toss</b>	<b>8-1</b>
<i>wins:</i> vs. Bal. (9/5), vs. Phi. (9/29), vs. Jac. (10/13), at S.D. (11/10), at K.C. (12/1), vs. Ten. (12/8), at Hou. (12/22), at Oak. (12/29)	
<i>losses:</i> at Ind. (10/20)	
<b>when losing the coin toss</b>	<b>5-2</b>
<i>wins:</i> at NYG (9/15), vs. Oak. (9/23), at Dal. (10/6), vs. Was. (10/27), vs. K.C. (11/17) <i>losses:</i> at N.E. (11/24), vs. S.D. (12/12)	
<b>when scoring 20 or more points</b>	<b>13-3</b>
<i>wins:</i> vs. Bal. (9/5), at NYG (9/15), vs. Oak. (9/23), vs. Phi. (9/29), at Dal. (10/6), vs. Jac. (10/13), vs. Was. (10/27), at S.D. (11/10), vs. K.C. (11/17), at K.C. (12/1), vs. Ten. (12/8), at Hou. (12/22), at Oak. (12/29) <i>losses:</i> at Ind. (10/20), at N.E. (11/24), vs. S.D. (12/12)	
<b>when yielding 20 or more points</b>	<b>9-3</b>
<i>wins:</i> vs. Bal. (9/5), at NYG (9/15), vs. Oak. (9/23), vs. Phi. (9/29), at Dal. (10/6), vs. Was. (10/27), at S.D. (11/10), at K.C. (12/1), vs. Ten. (12/8) <i>losses:</i> at Ind. (10/20), at N.E. (11/24), vs. S.D. (12/12)	
<b>in overtime games</b>	<b>0-1</b>
<i>wins:</i> <i>losses:</i> at N.E. (11/24)	

## 2013 REGULAR SEASON BRONCOS INDIVIDUAL SINGLE-GAME HIGHS

<b>YARDS RUSHING</b>	224, Knowshon Moreno, at N.E. (11/24/13)
<b>RUSHING ATTEMPTS</b>	37, Knowshon Moreno, at N.E. (11/24/13)
<b>RUSHING TOUCHDOWNS</b>	3, Knowshon Moreno, vs. Jac. (10/13/13)
<b>YARDS PASSING</b>	462, Peyton Manning, vs. Bal. (9/5/13)
<b>PASS ATTEMPTS</b>	59, Peyton Manning, vs. Ten. (12/8/13)
<b>PASS COMPLETIONS</b>	39, Peyton Manning, vs. Ten. (12/8/13)
<b>TOUCHDOWN PASSES</b>	7, Peyton Manning, vs. Bal. (9/5/13)
<b>PASSES HAD INTERCEPTED</b>	3, Peyton Manning, vs. Was. (10/27/13)
<b>RECEPTIONS</b>	10, twice (last by Eric Decker, at Hou., 12/22/13)
<b>RECEIVING YARDS</b>	174, Eric Decker, at K.C. (12/1/13)
<b>RECEIVING TOUCHDOWNS</b>	4, Eric Decker, at K.C. (12/1/13)
<b>TOTAL YARDS FROM SCRIMMAGE</b>	174, Eric Decker, at K.C. (12/1/13)
<b>ALL-PURPOSE YARDS</b>	174, Eric Decker, at K.C. (12/1/13)
<b>FIELD GOALS</b>	3, four times (last by Matt Prater, at Hou., 12/22/13)
<b>TACKLES</b>	15, Wesley Woodyard, at N.E. (11/24/13)
<b>INTERCEPTIONS</b>	1, 17 times (last by Dominique Rodgers-Cromartie, at Hou., 12/22/13)
<b>SACKS</b>	2.5, Shaun Phillips, vs. Bal. (9/5/13)
<b>LONGEST RUN FROM SCRIMMAGE</b>	45, Montee Ball, at K.C. (12/1/13)
<b>LONGEST PASS COMPLETION</b>	78, Peyton Manning, vs. Bal. (9/5/13)
<b>LONGEST PASS RECEPTION</b>	78, Demaryius Thomas, vs. Bal. (9/5/13)
<b>LONGEST INTERCEPTION RETURN</b>	75, Dominique Rodgers-Cromartie, vs. Was. (10/27/13)
<b>LONGEST PUNT RETURN</b>	81, Trindon Holliday, at NYG (9/15/13)
<b>LONGEST KICKOFF RETURN</b>	105, Trindon Holliday, vs. Phi. (9/29/13)
<b>LONGEST PUNT</b>	60, Britton Colquitt, vs. Phi. (9/29/13)
<b>LONGEST FIELD GOAL</b>	64, Matt Prater, vs. Ten. (12/8/13)

## 2013 REGULAR SEASON OPPONENTS INDIVIDUAL SINGLE-GAME HIGHS

<b>YARDS RUSHING</b>	127, Ryan Mathews, vs. S.D. (12/12/13)
<b>RUSHING ATTEMPTS</b>	29, Ryan Mathews, vs. S.D. (12/12/13)
<b>RUSHING TOUCHDOWNS</b>	2, Shonn Greene, vs. Ten. (12/8/13)
<b>YARDS PASSING</b>	506, Tony Romo, at Dal. (10/6/13)
<b>PASS ATTEMPTS</b>	62, Joe Flacco, vs. Bal. (9/5/13)
<b>PASS COMPLETIONS</b>	34, twice (last by Tom Brady, at N.E., 11/24/13)
<b>TOUCHDOWN PASSES</b>	5, Tony Romo, at Dal. (10/6/13)
<b>PASSES HAD INTERCEPTED</b>	4, Eli Manning, at NYG (9/15/13)
<b>RECEPTIONS</b>	14, Justin Blackmon, vs. Jac. (10/13/13)
<b>RECEIVING YARDS</b>	190, Justin Blackmon, vs. Jac. (10/13/13)
<b>RECEIVING TOUCHDOWNS</b>	2, three times (last by Keenan Allen, vs. S.D., 12/12/13)
<b>TOTAL YARDS FROM SCRIMMAGE</b>	190, Justin Blackmon, vs. Jac. (10/13/13)
<b>ALL-PURPOSE YARDS</b>	209, Leon Washington, vs. Ten. (12/8/13)
<b>FIELD GOALS</b>	3, twice (last by Adam Vinatieri, at Ind., 10/20/13)
<b>TACKLES</b>	16, Sean Lee, at Dal. (10/6/13)
<b>INTERCEPTIONS</b>	2, DeAngelo Hall, vs. Was. (10/27/13)
<b>SACKS</b>	2, Robert Mathis, at Ind. (10/20/13)
<b>LONGEST RUN FROM SCRIMMAGE</b>	35, twice (last by Jamaal Charles, vs. K.C., 11/17/13)
<b>LONGEST PASS COMPLETION</b>	82, Tony Romo, at Dal. (10/6/13)
<b>LONGEST PASS RECEPTION</b>	82, Terrance Williams, at Dal. (10/6/13)
<b>LONGEST INTERCEPTION RETURN</b>	59, Paul Posluszny, vs. Jac. (10/13/13)
<b>LONGEST PUNT RETURN</b>	51, Keshawn Martin, at Hou. (12/22/13)
<b>LONGEST KICKOFF RETURN</b>	108, Knile Davis, at K.C. (12/1/13)
<b>LONGEST PUNT</b>	66, Marquette King, vs. Oak. (9/23/13)
<b>LONGEST FIELD GOAL</b>	52, Adam Vinatieri, at Ind. (10/20/13)



## 2013 REGULAR SEASON BRONCOS TEAM SINGLE-GAME HIGHS AND LOWS

BRONCOS	HIGHS	LOWS
TOTAL FIRST DOWNS	39, vs. Ten. (12/8/13)	19, vs. S.D. (12/12/13)
TOTAL NET YARDS	551, vs. Ten. (12/8/13)	295, vs. S.D. (12/12/13)
TOTAL OFFENSIVE PLAYS	91, vs. Ten. (12/8/13)	53, vs. S.D. (12/12/13)
NET YARDS RUSHING	280, at N.E. (11/24/13)	18, vs. S.D. (12/12/13)
RUSHING ATTEMPTS	48, at N.E. (11/24/13)	11, vs. S.D. (12/12/13)
NET YARDS PASSING	445, vs. Bal. (9/5/13)	132, at N.E. (11/24/13)
PASS ATTEMPTS	59, vs. Ten. (12/8/13)	35, at K.C. (12/1/13)
PASS COMPLETIONS	39, vs. Ten. (12/8/13)	19, at N.E. (11/24/13)
PASSES HAD INTERCEPTED	3, vs. Was. (10/27/13)	0, nine times (last at Oak., 12/29/13)
TIMES SACKED	4, at Ind. (10/20/13)	0, six times (last vs. Ten., 12/8/13)
PUNTS	8, at N.E. (11/24/13)	0, at Dal. (10/6/13)
GROSS PUNTING AVERAGE	49.0, vs. Was. (10/27/13)	30.0, at Oak. (12/29/13)
NET PUNTING AVERAGE	44.0, at K.C. (12/1/13)	24.8, at Oak. (12/29/13)
PUNT RETURNS	6, vs. Bal. (9/5/13)	0, vs. S.D. (12/12/13)
PUNT RETURN YARDS	121, at NYG (9/15/13)	0, twice (last at Oak., 12/29/13)
KICKOFF RETURNS	5, vs. Ten. (12/8/13)	0, twice (last vs. Jac., 10/13/13)
KICKOFF RETURN YARDS	126, vs. Ten. (12/8/13)	0, at Oak. (12/29/13)
INTERCEPTION RETURNS	4, twice (last vs. Was., 10/27/13)	0, eight times (last at Oak., 12/29/13)
INTERCEPTION RETURN YARDS	97, vs. Was. (10/27/13)	0, three times (last at K.C., 12/1/13)
PENALTIES	13, twice (last vs. K.C., 11/17/13)	2, vs. Phi. (9/29/13)
YARDS PENALIZED	132, at NYG (9/15/13)	25, vs. Phi. (9/29/13)
FUMBLES	5, at N.E. (11/24/13)	0, five times (last at Oak., 12/29/13)
FUMBLES LOST	3, at N.E. (11/24/13)	0, six times (last at Oak., 12/29/13)
SACKS MADE	4, three times (last at S.D., 11/10/13)	0, at K.C. (12/1/13)
FUMBLES FORCED	4, at N.E. (11/24/13)	0, seven times (last at Oak., 12/29/13)
FUMBLES RECOVERED	3, at N.E. (11/24/13)	0, nine times (last at Hou., 12/22/13)
TIME OF POSSESSION	39:20, vs. Ten. (12/8/13)	21:11, vs. S.D. (12/12/13)

## 2013 REGULAR SEASON OPPONENTS TEAM SINGLE-GAME HIGHS AND LOWS

OPPONENTS	HIGHS	LOWS
TOTAL FIRST DOWNS	28, at NYG (9/15/13)	13, vs. Oak. (9/23/13)
TOTAL NET YARDS	522, at Dal. (10/6/13)	240, at Hou. (12/22/13)
TOTAL OFFENSIVE PLAYS	87, vs. Bal. (9/5/13)	48, vs. Ten. (12/8/13)
NET YARDS RUSHING	177, vs. S.D. (12/12/13)	23, at NYG (9/15/13)
RUSHING ATTEMPTS	44, vs. S.D. (12/12/13)	14, at Dal. (10/6/13)
NET YARDS PASSING	470, at Dal. (10/6/13)	153, at Hou. (12/22/13)
PASS ATTEMPTS	62, vs. Bal. (9/5/13)	20, vs. S.D. (12/12/13)
PASS COMPLETIONS	34, twice (last at N.E., 11/24/13)	12, vs. S.D. (12/12/13)
PASSES HAD INTERCEPTED	4, twice (last vs. Was., 10/27/13)	0, eight times (last at Oak., 12/29/13)
TIMES SACKED	4, three times (last at S.D., 11/10/13)	0, at K.C. (12/1/13)
PUNTS	10, vs. Bal. (9/5/13)	1, at Dal. (10/6/13)
GROSS PUNTING AVERAGE	52.5, vs. Oak. (9/23/13)	38.2, vs. Phi. (9/29/13)
NET PUNTING AVERAGE	47.1, at Ind. (10/20/13)	22.0, at NYG (9/15/13)
PUNT RETURNS	5, twice (last at Hou., 12/22/13)	0, four times (last vs. Ten., 12/8/13)
PUNT RETURN YARDS	70, at Hou. (12/22/13)	0, at K.C. (12/1/13)
KICKOFF RETURNS	5, three times (last vs. Ten., 12/8/13)	0, five times (last vs. S.D., 12/12/13)
KICKOFF RETURN YARDS	209, vs. Ten. (12/8/13)	22, at Hou. (12/22/13)
INTERCEPTION RETURNS	3, vs. Was. (10/27/13)	0, nine times (last at Oak., 12/29/13)
INTERCEPTION RETURN YARDS	59, vs. Jac. (10/13/13)	0, twice (last at N.E., 11/24/13)
PENALTIES	9, three times (last at K.C., 12/1/13)	1, vs. Was. (10/27/13)
YARDS PENALIZED	102, at K.C. (12/1/13)	5, vs. Was. (10/27/13)
FUMBLES	6, at N.E. (11/24/13)	0, twice (last vs. Phi., 9/29/13)
FUMBLES LOST	3, at N.E. (11/24/13)	0, nine times (last at Hou., 12/22/13)
SACKS MADE	4, at Ind. (10/20/13)	0, six times (last vs. Ten., 12/8/13)
FUMBLES FORCED	2, four times (last at Ind., 10/20/13)	0, seven times (last at Oak., 12/29/13)
FUMBLES RECOVERED	2, twice (last vs. Jac., 10/13/13)	0, six times (last at Oak., 12/29/13)
TIME OF POSSESSION	38:49, vs. S.D. (12/12/13)	20:40, vs. Ten. (12/8/13)

## BRONCOS BIG GAMES VS. NEW ENGLAND

### BRONCOS ALL-TIME 100-YARD RUSHING GAMES (11/ 10 reg., 1 post) — vs. NEW ENGLAND

PLAYER	PERFORMANCE	GAME
Cookie Gilchrist	32-142, 0 TD	Sept. 24, 1965, at Boston
Floyd Little	30-147, 1 TD	Nov. 3, 1968, at Boston
Floyd Little	21-105, 1 TD	Sept. 14, 1969, vs. Boston
Sammy Winder	19-102, 0 TD	Jan. 4, 1987, vs. New England*
Terrell Davis	32-154, 2 TD	Nov. 17, 1996, at New England
Terrell Davis	32-171, 2 TD	Oct. 6, 1997, vs. New England
Clinton Portis	26-111, 2 TD	Oct. 27, 2002, at New England
Clinton Portis	26-111, 1 TD	Nov. 3, 2003, vs. New England
Tatum Bell	13-114, 1 TD	Oct. 16, 2005, vs. New England
Tatum Bell	27-123, 0 TD	Sept. 24, 2006, at New England
Knowshon Moreno	37-224, 1 TD	Nov. 24, 2013, at New England

\* - Denotes postseason game

### BRONCOS ALL-TIME 100-YARD RECEIVING GAMES (19 / 19 reg., 0 post) — vs. NEW ENGLAND

PLAYER	PERFORMANCE	GAME
Al Carmichael	6-130, 1 TD	Sept. 9, 1960, at Boston
Al Carmichael	3-109, 2 TD	Oct. 23, 1960, vs. Boston
Lionel Taylor	10-106, 1 TD	Oct. 23, 1960, vs. Boston
Donnie Stone	9-137, 1 TD	Dec. 3, 1961, vs. Boston
Lionel Taylor	12-119, 0 TD	Sept. 21, 1962, at Boston
Jerry Tarr	4-152, 2 TD	Sept. 21, 1962, at Boston
Lionel Taylor	7-169, 1 TD	Sept. 29, 1963, vs. Boston
Al Denson	4-131, 2 TD	Sept. 3, 1967, vs. Boston
Butch Johnson	9-156, 2 TD	Nov. 4, 1984, vs. New England
Steve Watson	8-134, 1 TD	Nov. 4, 1984, vs. New England
Rod Smith	5-130, 0 TD	Oct. 6, 1997, vs. New England
Ed McCaffrey	5-111, 0 TD	Oct. 24, 1999, at New England
Rod Smith	13-160, 0 TD	Oct. 1, 2000, vs. New England
Rod Smith	6-159, 1 TD	Oct. 28, 2001, vs. New England
Ed McCaffrey	8-116, 0 TD	Oct. 27, 2002, at New England
Rod Smith	6-123, 1 TD	Oct. 16, 2005, vs. New England
Javon Walker	3-130, 2 TD	Sept. 24, 2006, at New England
Demaryius Thomas	7-116, 0 TD	Dec. 18, 2011, vs. New England
Demaryius Thomas	9-188, 0 TD	Oct. 7, 2012, at New England

### BRONCOS ALL-TIME 300-YARD PASSING GAMES (5 / 5 reg., 0 post) — vs. NEW ENGLAND

PLAYER	PERFORMANCE	GAME
John Elway	26-40-1, 315 yds., 3 TD	Nov. 4, 1984, vs. New England
Brian Griese	25-38-0, 316 yds., 1 TD	Oct. 24, 1999, at New England
Brian Griese	31-50-1, 361 yds., 1 TD	Oct. 1, 2000, vs. New England
Kyle Orton	35-48-1, 330 yds., 2 TD	Oct. 11, 2009, vs. New England
Peyton Manning	31-44-0, 345 yds., 3 TD	Oct. 7, 2012, at New England

## BRONCOS PLAYER CAREER STATS VS. NEW ENGLAND

### SAFETY MIKE ADAMS — vs. NEW ENGLAND

	G/S	W-L	UT	A	TT	S-Yds.	I-Yds.	PD	FF	FR	SpTK
1/2/05 at N.E. *	1/0	L	0	1	1	0-0	0-0	0	0	0	0
10/7/07 at N.E. ^	1/0	L	2	1	3	0-0	0-0	0	0	0	0
11/7/10 vs. N.E. ^	1/0	W	0	0	0	0-0	0-0	2	0	0	1
10/7/12 at N.E.	1/1	L	6	6	12	0-0	0-0	0	0	1	0
11/24/13 at N.E.	1/1	L	4	3	7	0-0	0-0	0	0	0	1
<b>TOTALS</b>	<b>5/2</b>	<b>1-4</b>	<b>12</b>	<b>11</b>	<b>23</b>	<b>0-0</b>	<b>0-0</b>	<b>2</b>	<b>0</b>	<b>1</b>	<b>2</b>

\* - w/ San Francisco; ^ - w/ Cleveland

### RUNNING BACK C.J. ANDERSON — vs. NEW ENGLAND

	G/S	RUSHING						RECEIVING				
		W/L	Att.	Yds.	Avg.	LG	TD	Rec.	Yds.	Avg.	LG	TD
11/24/13 at N.E.	1/0	L	3	16	5.3	6	0	0	0	0.0	—	0
<b>TOTALS</b>	<b>1/0</b>	<b>0-1</b>	<b>3</b>	<b>16</b>	<b>5.3</b>	<b>6</b>	<b>0</b>	<b>0</b>	<b>0</b>	<b>0.0</b>	<b>—</b>	<b>0</b>

### DEFENSIVE END ROBERT AYERS — vs. NEW ENGLAND

	G/S	W-L	UT	A	TT	S-Yds.	I-Yds.	PD	FF	FR	SpTK
10/11/09 vs. N.E.	1/0	W	2	0	2	0-0	0-0	0	0	0	0
12/18/11 vs. N.E.	1/0	L	2	0	2	0-0	0-0	0	0	0	0
10/7/12 at N.E.	1/0	L	0	0	0	0-0	0-0	0	0	0	0
11/24/13 at N.E.	1/0	L	0	1	1	0-0	0-0	0	0	0	0
<b>TOTALS</b>	<b>4/0</b>	<b>1-3</b>	<b>4</b>	<b>1</b>	<b>5</b>	<b>0-0</b>	<b>0-0</b>	<b>0</b>	<b>0</b>	<b>0</b>	<b>0</b>
<b>POSTSEASON</b>											
1/14/12 at N.E. *	1/0	L	0	2	2	0-0	0-0	0	0	0	0
<b>TOTALS</b>	<b>1/0</b>	<b>0-1</b>	<b>0</b>	<b>2</b>	<b>2</b>	<b>0-0</b>	<b>0-0</b>	<b>0</b>	<b>0</b>	<b>0</b>	<b>0</b>

\* - AFC Divisional Playoff

### CORNERBACK CHAMP BAILEY — vs. NEW ENGLAND

	G/S	W-L	UT	A	TT	S-Yds.	I-Yds.	PD	FF	FR	SpTK
9/28/03 vs. N.E. *	1/1	W	6	1	7	0-0	1-0	1	1	0	0
10/16/05 vs. N.E.	1/1	W	1	1	2	0-0	0-0	0	0	0	0
9/24/06 vs. N.E.	1/1	W	0	1	1	0-0	0-0	0	0	0	0
10/20/08 at N.E.	1/1	L	0	2	2	0-0	0-0	1	0	0	0
10/11/09 vs. N.E.	1/1	W	2	0	2	0-0	0-0	1	0	0	0
12/18/11 vs. N.E.	1/1	L	0	0	0	0-0	0-0	0	0	0	0
10/7/12 at N.E.	1/1	L	3	1	4	0-0	0-0	0	0	0	0
<b>TOTALS</b>	<b>7/7</b>	<b>4-3</b>	<b>12</b>	<b>6</b>	<b>18</b>	<b>0-0</b>	<b>1-0</b>	<b>3</b>	<b>1</b>	<b>0</b>	<b>0</b>
<b>POSTSEASON</b>											
1/14/06 vs. N.E. #	1/1	W	2	0	2	0-0	1-100	1	0	0	0
1/14/12 at N.E. #	1/1	L	0	2	2	0-0	0-0	0	0	0	0
<b>TOTALS</b>	<b>1/1</b>	<b>1-1</b>	<b>2</b>	<b>0</b>	<b>2</b>	<b>0-0</b>	<b>1-100</b>	<b>1</b>	<b>0</b>	<b>0</b>	<b>0</b>

\* - w/Washington, # - AFC Divisional Playoff

### RUNNING BACK MONTEE BALL — vs. NEW ENGLAND

	G/S	RUSHING						RECEIVING				
		W/L	Att.	Yds.	Avg.	LG	TD	Rec.	Yds.	Avg.	LG	TD
11/24/13 at N.E.	1/0	L	7	40	5.7	16	0	3	17	5.7	31	0
<b>TOTALS</b>	<b>1/0</b>	<b>0-1</b>	<b>7</b>	<b>40</b>	<b>5.7</b>	<b>16</b>	<b>0</b>	<b>3</b>	<b>17</b>	<b>5.7</b>	<b>31</b>	<b>0</b>

**ADDITIONAL STATISTICS:** One special-teams tackle (11/24/13).

### CORNERBACK OMAR BOLDEN — vs. NEW ENGLAND

	G/S	W-L	UT	A	TT	S-Yds.	I-Yds.	PD	FF	FR	SpTK
10/7/12 at N.E.	1/0	L	0	0	0	0-0	0-0	0	0	0	1
11/24/13 at N.E.	1/0	L	0	0	0	0-0	0-0	0	0	0	0
<b>TOTALS</b>	<b>2/0</b>	<b>0-2</b>	<b>0</b>	<b>0</b>	<b>0</b>	<b>0-0</b>	<b>0-0</b>	<b>0</b>	<b>0</b>	<b>0</b>	<b>1</b>

## BRONCOS PLAYER CAREER STATS VS. NEW ENGLAND

### SAFETY DAVID BRUTON — vs. NEW ENGLAND

	G/S	W-L	UT	A	TT	S-Yds	I-Yds.	PD	FF	FR	SpTK
10/11/09 vs. N.E.	1/0	W	0	0	0	0-0	0-0	0	0	0	0
10/7/12 at N.E.	1/0	L	0	0	0	0-0	0-0	0	0	0	0
11/24/13 at N.E.	1/0	L	0	2	2	0-0	0-0	0	0	0	0
<b>TOTALS</b>	<b>3/0</b>	<b>1-2</b>	<b>0</b>	<b>2</b>	<b>2</b>	<b>0-0</b>	<b>0-0</b>	<b>0</b>	<b>0</b>	<b>0</b>	<b>0</b>
<b>POSTSEASON</b>											
1/14/12 at N.E. *	1/1	L	3	4	7	0-0	0-0	0	0	0	0
<b>TOTALS</b>	<b>1/1</b>	<b>0-1</b>	<b>3</b>	<b>4</b>	<b>7</b>	<b>0-0</b>	<b>0-0</b>	<b>0</b>	<b>0</b>	<b>0</b>	<b>0</b>

\* - AFC Divisional Playoff

### CORNERBACK TONY CARTER — vs. NEW ENGLAND

	G/S	W-L-T	UT	A	TT	S-Yds	I-Yds.	PD	FF	FR	SpTK
12/18/11 vs. N.E.	1/0	L	0	0	0	0-0	0-0	0	0	0	0
10/7/12 at N.E.	1/0	L	0	0	0	0-0	0-0	0	0	0	0
11/24/13 at N.E.	1/0	L	0	0	0	0-0	0-0	0	0	0	1
<b>TOTALS</b>	<b>3/0</b>	<b>0-3</b>	<b>0</b>	<b>0</b>	<b>0</b>	<b>0-0</b>	<b>0-0</b>	<b>0</b>	<b>0</b>	<b>0</b>	<b>1</b>
<b>POSTSEASON</b>											
1/14/12 at N.E. *	1/0	L	0	0	0	0-0	0-0	0	0	0	1
<b>TOTALS</b>	<b>1/0</b>	<b>0-1</b>	<b>0</b>	<b>0</b>	<b>0</b>	<b>0-0</b>	<b>0-0</b>	<b>0</b>	<b>0</b>	<b>0</b>	<b>1</b>

\* - AFC Divisional Playoff

### PUNTER BRITTON COLQUITT — vs. NEW ENGLAND

	G/S	W-L	No.	Yds.	Avg.	Net.	LG	TB	In20
12/18/11 vs. N.E.	1/0	L	3	165	55.0	47.3	60	0	1
10/7/12 at N.E.	1/0	L	3	137	45.7	37.3	51	1	2
11/24/13 at N.E.	1/0	L	8	325	40.6	35.8	49	0	4
<b>TOTALS</b>	<b>3/0</b>	<b>0-3</b>	<b>14</b>	<b>627</b>	<b>44.8</b>	<b>40.1</b>	<b>60</b>	<b>1</b>	<b>7</b>
<b>POSTSEASON</b>									
1/14/12 at N.E. *	1/0	L	7	272	38.9	34.9	44	0	1
<b>TOTALS</b>	<b>1/0</b>	<b>0-1</b>	<b>7</b>	<b>272</b>	<b>38.9</b>	<b>34.9</b>	<b>44</b>	<b>0</b>	<b>1</b>

\* - AFC Divisional Playoff

### WIDE RECEIVER ERIC DECKER — vs. NEW ENGLAND

	G/S	W-L	RECEIVING					RUSHING				
			Rec.	Yds.	Avg.	LG	TD	Att.	Yds.	Avg.	LG	TD
12/18/11 vs. N.E.	1/1	L	1	22	22.0	22	0	0	0	0.0	—	0
10/7/12 at N.E.	1/1	L	4	21	5.3	12	1	0	0	0.0	—	0
11/24/13 at N.E.	1/1	L	1	5	5.0	5	0	0	0	0.0	—	0
<b>TOTALS</b>	<b>3/3</b>	<b>0-3</b>	<b>6</b>	<b>48</b>	<b>8.0</b>	<b>22</b>	<b>1</b>	<b>0</b>	<b>0</b>	<b>0.0</b>	<b>—</b>	<b>0</b>

### TIGHT END JOEL DREESSEN — vs. NEW ENGLAND

	G/S	W-L	RECEIVING					RUSHING				
			Rec.	Yds.	Avg.	LG	TD	Att.	Yds.	Avg.	LG	TD
12/4/05 at N.E. *	1/0	L	1	17	17.0	17	0	0	0	0.0	—	0
12/26/05 vs. N.E. *	1/0	L	0	0	0.0	—	0	0	0	0.0	—	0
1/3/10 vs. N.E. ^	1/1	W	6	81	13.5	25t	1	0	0	0.0	—	0
10/7/12 at N.E.	1/1	L	4	21	5.3	9	1	0	0	0.0	—	0
11/24/13 at N.E.	1/0	L	0	0	0.0	—	0	0	0	0.0	—	0
<b>TOTALS</b>	<b>5/2</b>	<b>1-4</b>	<b>11</b>	<b>119</b>	<b>10.8</b>	<b>25t</b>	<b>2</b>	<b>0</b>	<b>0</b>	<b>0.0</b>	<b>—</b>	<b>0</b>

\* - w/N.Y. Jets, ^ - w/ Houston

### TIGHT END VIRGIL GREEN — vs. NEW ENGLAND

	G/S	W-L	RECEIVING					RUSHING				
			Rec.	Yds.	Avg.	LG	TD	Att.	Yds.	Avg.	LG	TD
11/24/13 at N.E.	1/1	L	1	3	3.0	3	0	0	0	0.0	—	0
<b>TOTALS</b>	<b>1/1</b>	<b>0-1</b>	<b>1</b>	<b>3</b>	<b>3.0</b>	<b>3</b>	<b>0</b>	<b>0</b>	<b>0</b>	<b>0.0</b>	<b>—</b>	<b>0</b>



## BRONCOS PLAYER CAREER STATS VS. NEW ENGLAND

### CORNERBACK CHRIS HARRIS JR. — vs. NEW ENGLAND

	G/S	W-L	UT	A	TT	S-Yds.	I-Yds.	PD	FF	FR	SpTK
12/18/11 vs. N.E.	1/1	L	9	0	9	0-0	0-0	0	0	0	0
10/7/12 at N.E.	1/1	L	4	3	7	0-0	0-0	0	0	0	0
11/24/13 at N.E.	1/1	L	3	1	4	0-0	0-0	0	0	0	0
<b>TOTALS</b>	<b>3/3</b>	<b>0-3</b>	<b>16</b>	<b>4</b>	<b>20</b>	<b>0-0</b>	<b>0-0</b>	<b>0</b>	<b>0</b>	<b>0</b>	<b>0</b>

#### POSTSEASON

1/14/12 at N.E. *	1/1	L	3	5	8	0-0	0-0	0	0	0	0
<b>TOTALS</b>	<b>1/1</b>	<b>0-1</b>	<b>3</b>	<b>5</b>	<b>8</b>	<b>0-0</b>	<b>0-0</b>	<b>0</b>	<b>0</b>	<b>0</b>	<b>0</b>

\* - AFC Divisional Playoff

### RUNNING BACK RONNIE HILLMAN — vs. NEW ENGLAND

	G/S	W-L	RUSHING					RECEIVING				
			Att.	Yds.	Avg.	LG	TD	Rec.	Yds.	Avg.	LG	TD
10/7/12 at N.E.	1/0	L	3	9	3.0	7	0	1	4	4.0	4	0
<b>TOTALS</b>	<b>1/0</b>	<b>0-1</b>	<b>3</b>	<b>9</b>	<b>3.0</b>	<b>7</b>	<b>0</b>	<b>1</b>	<b>4</b>	<b>4.0</b>	<b>4</b>	<b>0</b>

### WIDE RECEIVER TRINDON HOLLIDAY — vs. NEW ENGLAND

	G/S	W-L	PUNT RETURNS					KICKOFF RETURNS				
			Att.	Yds.	Avg.	LG	TD	Att.	Yds.	Avg.	LG	TD
10/7/12 at N.E.	1/0	L	1	0	0.0	—	0	2	13	6.5	0	12
<b>TOTALS</b>	<b>1/0</b>	<b>0-1</b>	<b>1</b>	<b>0</b>	<b>0.0</b>	<b>—</b>	<b>0</b>	<b>2</b>	<b>13</b>	<b>6.5</b>	<b>0</b>	<b>12</b>

### SAFETY MICHAEL HUFF — vs. NEW ENGLAND

	G/S	W-L	UT	A	TT	S-Yds.	I-Yds.	PD	FF	FR	SpTK
12/14/08 vs. N.E. *	1/1	L	0	0	0	0-0	0-0	0	0	0	0
<b>TOTALS</b>	<b>1/1</b>	<b>0-1</b>	<b>0</b>	<b>0</b>	<b>0</b>	<b>0-0</b>	<b>0-0</b>	<b>0</b>	<b>0</b>	<b>0</b>	<b>0</b>

\* - w/Oakland

### SAFETY DUKE IHENACHO — vs. NEW ENGLAND

	G/S	W-L	UT	A	TT	S-Yds.	I-Yds.	PD	FF	FR	SpTK
11/24/13 at N.E.	1/1	L	4	6	10	0-0	0-0	0	1	0	0
<b>TOTALS</b>	<b>1/1</b>	<b>0-1</b>	<b>4</b>	<b>6</b>	<b>10</b>	<b>0-0</b>	<b>0-0</b>	<b>0</b>	<b>1</b>	<b>0</b>	<b>0</b>

### LINEBACKER NATE IRVING — vs. NEW ENGLAND

	G/S	W-L	UT	A	TT	S-Yds.	I-Yds.	PD	FF	FR	SpTK
10/7/12 at N.E.	1/0	L	1	0	1	0-0	0-0	0	0	0	0
11/24/13 at N.E.	1/0	L	0	1	1	0-0	0-0	0	0	0	0
<b>TOTALS</b>	<b>2/0</b>	<b>0-2</b>	<b>1</b>	<b>1</b>	<b>2</b>	<b>0-0</b>	<b>0-0</b>	<b>0</b>	<b>0</b>	<b>0</b>	<b>0</b>

#### POSTSEASON

1/14/12 at N.E. *	1/0	L	1	0	1	0-0	0-0	0	0	0	0
<b>TOTALS</b>	<b>1/0</b>	<b>0-1</b>	<b>1</b>	<b>0</b>	<b>1</b>	<b>0-0</b>	<b>0-0</b>	<b>0</b>	<b>0</b>	<b>0</b>	<b>0</b>

\* - AFC Divisional Playoff

### DEFENSIVE LINEMAN MALIK JACKSON — vs. NEW ENGLAND

	G/S	W-L	UT	A	TT	S-Yds.	I-Yds.	PD	FF	FR	SpTK
10/7/12 at N.E.	1/0	L	1	0	1	0-0	0-0	0	0	0	0
11/24/13 at N.E.	1/0	L	1	0	1	0-0	0-0	0	0	0	0
<b>TOTALS</b>	<b>2/0</b>	<b>0-2</b>	<b>2</b>	<b>0</b>	<b>2</b>	<b>0-0</b>	<b>0-0</b>	<b>0</b>	<b>0</b>	<b>0</b>	<b>0</b>

## BRONCOS PLAYER CAREER STATS VS. NEW ENGLAND

### CORNERBACK QUENTIN JAMMER — vs. NEW ENGLAND

	G/S	W-L	UT	A	TT	S-Yds.	I-Yds.	PD	FF	FR	SpTK
9/29/02 vs. N.E. *	1/0	W	4	0	4	0-0	0-0	0	0	0	0
10/2/05 at N.E. *	1/1	W	4	0	4	0-0	0-0	0	0	0	0
9/16/07 at N.E. *	1/1	L	7	0	7	0-0	0-0	0	0	1	0
10/12/08 vs. N.E. *	1/1	W	3	0	3	0-0	1-2	5	0	0	0
10/24/10 vs. N.E. *	1/1	L	3	0	3	0-0	0-0	1	0	0	0
9/18/11 at N.E. *	1/1	L	4	0	4	0-0	0-0	1	0	0	0
11/24/13 at N.E.	1/0	L	4	1	5	0-0	0-0	0	0	0	0
<b>TOTALS</b>	<b>7/5</b>	<b>3-4</b>	<b>29</b>	<b>1</b>	<b>30</b>	<b>0-0</b>	<b>1-2</b>	<b>7</b>	<b>0</b>	<b>1</b>	<b>0</b>

#### POSTSEASON

1/14/07 vs. N.E. * ^	1/1	L	5	0	5	0-0	0-0	1	0	0	0
1/20/08 at N.E. * #	1/1	L	2	0	2	0-0	1-0	3	0	0	0
<b>TOTALS</b>	<b>2/2</b>	<b>0-2</b>	<b>7</b>	<b>0</b>	<b>7</b>	<b>0-0</b>	<b>1-0</b>	<b>4</b>	<b>0</b>	<b>0</b>	<b>0</b>

\* - w/San Diego, ^ - AFC Divisional Playoff, # - AFC Championship Game

### LINEBACKER STEVEN JOHNSON — vs. NEW ENGLAND

	G/S	W-L	UT	A	TT	S-Yds.	I-Yds.	PD	FF	FR	SpTK
11/24/13 at N.E.	1/0	L	0	0	0	0-0	0-0	0	0	0	2
<b>TOTALS</b>	<b>1/0</b>	<b>0-1</b>	<b>0</b>	<b>0</b>	<b>0</b>	<b>0-0</b>	<b>0-0</b>	<b>0</b>	<b>0</b>	<b>0</b>	<b>2</b>

### DEFENSIVE TACKLE TERRANCE KNIGHTON — vs. NEW ENGLAND

	G/S	W-L	UT	A	TT	S-Yds	I-Yds.	PD	FF	FR	SpTK
12/27/09 at N.E. *	1/1	L	1	1	2	0-0	0-0	0	0	0	0
12/23/12 vs. N.E. *	1/0	L	1	0	1	0-0	0-0	0	0	0	0
11/24/13 at N.E.	1/1	L	3	1	4	0-0	0-0	0	0	1	0
<b>TOTALS</b>	<b>3/2</b>	<b>0-3</b>	<b>5</b>	<b>2</b>	<b>7</b>	<b>0-0</b>	<b>0-0</b>	<b>0</b>	<b>0</b>	<b>1</b>	<b>0</b>

\* - w/Jacksonville

### LINEBACKER PARIS LENON — vs. NEW ENGLAND

	G/S	W-L	UT	A	TT	S-Yds	I-Yds.	PD	FF	FR	SpTK
10/13/02 at N.E. *	1/0	W	0	0	0	0-0	0-0	0	0	0	0
12/03/06 at N.E. ^	1/1	L	1	2	3	0-0	0-0	0	0	0	0
9/16/12 at N.E. #	1/1	W	7	1	8	0-0	0-0	0	0	0	0
11/24/13 at N.E.	1/0	L	0	0	0	0-0	0-0	0	0	0	0
<b>TOTALS</b>	<b>4/2</b>	<b>2-2</b>	<b>8</b>	<b>3</b>	<b>11</b>	<b>0-0</b>	<b>0-0</b>	<b>0</b>	<b>0</b>	<b>0</b>	<b>0</b>

\* - w/Green Bay, ^ - w/Detroit, # - w/Arizona

# BRONCOS PLAYER CAREER STATS VS. NEW ENGLAND

## QUARTERBACK PEYTON MANNING — vs. NEW ENGLAND

	G/S	W/L	Att.	PASSING							Rtg.	Att.	RUSHING			
				Cmp.	Pct.	Yds.	TD	INT	LG	S-Yds.			Yds.	Avg.	LG	TD
9/13/98 at N.E. *	1/1	L	33	21	63.6	188	1	3	22	2-15	51.1	0	0	0.0	—	0
11/1/98 vs. N.E. *	1/1	L	52	30	57.7	278	2	2	24	0-0	69.2	0	0	0.0	—	0
9/19/99 at N.E. *	1/1	L	30	18	60.0	223	3	2	42t	0-0	88.6	1	3	3.0	3	0
12/12/99 vs. N.E. *	1/1	W	27	15	55.6	186	2	0	52	1-8	101.8	5	8	1.6	11	0
10/8/00 at N.E. *	1/1	L	54	31	57.4	334	1	3	31	2-10	58.7	1	7	7.0	7	0
10/22/00 vs. N.E. *	1/1	W	20	16	80.0	268	3	0	78t	0-0	158.3	0	0	0.0	—	0
9/30/01 at N.E. *	1/1	L	34	20	58.8	196	1	3	26	2-7	48.2	2	14	7.0	10t	1
10/21/01 vs. N.E. *	1/1	L	34	22	64.7	335	1	0	68	4-30	106.9	2	1	0.5	1	0
11/30/03 vs. N.E. *	1/1	L	48	29	60.4	278	4	1	26t	2-6	95.7	2	1	0.5	1	0
9/9/04 at N.E. *	1/1	L	29	16	55.2	256	2	1	64	1-12	93.5	2	18	9.0	19	0
11/7/05 at N.E. *	1/1	W	37	28	75.7	321	3	1	48	0-0	117.1	3	24	8.0	12	0
11/5/06 at N.E. *	1/1	W	36	20	55.6	326	2	1	44	3-25	93.1	3	-3	-1.0	-1	0
11/4/07 vs. N.E. *	1/1	L	27	16	59.3	225	1	1	73t	3-15	83.1	1	1	1.0	1t	1
11/2/08 vs. N.E. *	1/1	W	29	21	72.4	254	2	0	26	0-0	121.9	0	0	0.0	—	0
11/15/09 vs. N.E. *	1/1	W	44	28	63.6	327	4	2	29t	1-11	97.4	0	0	0.0	—	0
11/21/10 at N.E. *	1/1	L	52	38	73.1	396	4	3	28	0-0	96.3	0	0	0.0	—	0
10/7/12 at N.E.	1/1	L	44	31	70.5	337	3	0	43	2-13	116.2	2	9	4.5	10	0
11/24/13 at N.E.	1/1	L	36	19	52.8	150	2	1	31	2-18	70.4	1	0	0.0	—	0
<b>TOTALS</b>	<b>18/18</b>	<b>6-12</b>	<b>666</b>	<b>419</b>	<b>62.9</b>	<b>4,878</b>	<b>41</b>	<b>24</b>	<b>78t</b>	<b>25-170</b>	<b>90.5</b>	<b>25</b>	<b>83</b>	<b>3.3</b>	<b>19</b>	<b>2</b>
<b>POSTSEASON</b>																
1/18/04 at N.E. *^	1/1	L	47	23	48.9	237	1	4	32	4-29	35.5	2	4	2.0	3	0
1/16/05 at N.E. *#	1/1	L	42	27	64.3	238	0	1	18	1-8	69.3	1	7	7.0	7	0
1/21/07 vs. N.E. *^	1/1	W	47	27	57.4	349	1	1	52	3-19	79.1	2	0	0.0	1t	1
<b>TOTALS</b>	<b>3/3</b>	<b>1-2</b>	<b>136</b>	<b>77</b>	<b>56.6</b>	<b>824</b>	<b>2</b>	<b>6</b>	<b>52</b>	<b>8-56</b>	<b>61.0</b>	<b>5</b>	<b>11</b>	<b>2.2</b>	<b>7</b>	<b>1</b>

\* - w/Indianapolis, ^ - AFC Divisional Playoff, # - AFC Championship Game

## DEFENSIVE END JEREMY MINCEY — vs. NEW ENGLAND

	G/S	W-L	UT	A	TT	S-Yds.	I-Yds.	PD	FF	FR	SpTK
12/23/12 vs. N.E. *	1/1	L	2	0	2	1-4	0-0	2	0	0	0
<b>TOTALS</b>	<b>1/1</b>	<b>0-1</b>	<b>2</b>	<b>0</b>	<b>2</b>	<b>1-4</b>	<b>0-0</b>	<b>2</b>	<b>0</b>	<b>0</b>	<b>0</b>

\* - w/Jacksonville

## RUNNING BACK KNOWSHON MORENO — vs. NEW ENGLAND

	G/S	W/L	Att.	RUSHING				Rec.	Yds.	RECEIVING		
				Yds.	Avg.	LG	TD			Avg.	LG	TD
10/11/09 vs. N.E.	1/1	W	21	88	4.2	13	0	4	36	9.0	27	0
11/24/13 at N.E.	1/1	L	37	224	6.1	18	1	1	6	6.0	6	0
<b>TOTALS</b>	<b>2/2</b>	<b>1-1</b>	<b>58</b>	<b>312</b>	<b>5.4</b>	<b>18</b>	<b>1</b>	<b>5</b>	<b>42</b>	<b>8.4</b>	<b>27</b>	<b>0</b>

## DEFENSIVE END SHAUN PHILLIPS — vs. NEW ENGLAND

	G/S	W-L	UT	A	TT	S-Yds.	I-Yds.	PD	FF	FR	SpTK
10/2/05 at N.E. *	1/0	W	0	0	0	0-0	0-0	1	1	0	3
9/16/07 at N.E. *	1/1	L	5	0	5	0-0	0-0	0	0	0	0
10/12/08 vs. N.E. *	1/1	W	3	0	3	0-0	0-0	0	0	0	0
10/24/10 vs. N.E. *	1/1	L	5	0	5	1-5	0-0	0	0	0	0
9/18/11 at N.E. *	1/1	L	3	1	4	1-6	0-0	1	0	0	0
11/24/13 at N.E.	1/1	L	2	1	3	0-0	0-0	1	0	0	0
<b>TOTALS</b>	<b>6/5</b>	<b>2-4</b>	<b>18</b>	<b>2</b>	<b>20</b>	<b>2-11</b>	<b>0-0</b>	<b>3</b>	<b>1</b>	<b>0</b>	<b>3</b>
<b>POSTSEASON</b>											
1/14/07 vs. N.E. *^	1/1	L	2	1	3	1-4	0-0	0	1	0	0
1/20/08 at N.E. *#	1/1	L	3	3	6	0-0	0-0	0	0	0	0
<b>TOTALS</b>	<b>2/2</b>	<b>0-2</b>	<b>5</b>	<b>4</b>	<b>9</b>	<b>1-4</b>	<b>0-0</b>	<b>0</b>	<b>1</b>	<b>0</b>	<b>0</b>

\* - w/San Diego, ^ - AFC Divisional Playoff, # - AFC Championship Game

## BRONCOS PLAYER CAREER STATS VS. NEW ENGLAND

### KICKER MATT PRATER — vs. NEW ENGLAND

	G/S.	W-L	1-19	20-29	30-39	40-49	50+	LG	Total	Pct.	XM-XA	Pct.	Pts.
10/20/08 at N.E.	1/0	L	0-0	0-0	0-0	0-0	0-0	—	0-0	.000	1-1	1.000	1
10/11/09 vs. N.E.	1/0	W	0-0	1-1	0-0	1-2	0-0	41	2-3	.667	2-2	1.000	8
12/18/11 vs. N.E.	1/0	L	0-0	1-1	0-0	0-0	0-0	26	1-1	1.000	2-2	1.000	5
10/7/12 at N.E.	1/0	L	0-0	0-0	0-0	0-0	0-0	—	0-0	.000	3-3	1.000	3
11/24/13 at N.E.	1/0	L	0-0	1-1	0-0	0-0	0-0	27	1-1	1.000	4-4	1.000	7
<b>TOTALS</b>	<b>5/0</b>	<b>1-4</b>	<b>0-0</b>	<b>3-3</b>	<b>0-0</b>	<b>1-2</b>	<b>0-0</b>	<b>41</b>	<b>4-5</b>	<b>.800</b>	<b>12-12</b>	<b>1.000</b>	<b>24</b>

#### POSTSEASON

1/14/12 at N.E. *	1/0	L	0-0	0-0	0-0	1-1	0-0	41	1-1	1.000	1-1	1.000	4
<b>TOTALS</b>	<b>1/0</b>	<b>0-1</b>	<b>0-0</b>	<b>0-0</b>	<b>0-0</b>	<b>1-1</b>	<b>0-0</b>	<b>41</b>	<b>1-1</b>	<b>1.000</b>	<b>1-1</b>	<b>1.000</b>	<b>4</b>

\* - AFC Divisional Playoff

### CORNERBACK DOMINIQUE RODGERS-CROMARTIE — vs. NEW ENGLAND

	G/S	W-L	UT	A	TT	S-Yds.	I-Yds.	PD	FF	FR	SpTK
12/21/08 at N.E. *	1/1	L	3	1	4	0-0	0-0	2	0	0	0
11/24/13 at N.E.	1/1	L	0	0	0	0-0	0-0	1	0	0	0
<b>TOTALS</b>	<b>2/2</b>	<b>0-2</b>	<b>3</b>	<b>1</b>	<b>4</b>	<b>0-0</b>	<b>0-0</b>	<b>3</b>	<b>0</b>	<b>0</b>	<b>0</b>

\* - w/Arizona

### TIGHT END JACOB TAMME — vs. NEW ENGLAND

	G/S	W-L	RECEIVING					RUSHING				
			Rec.	Yds.	Avg.	LG	TD	Att.	Yds.	Avg.	LG	TD
11/2/08 vs. N.E. *	1/0	W	0	0	0.0	—	0	0	0	0.0	—	0
11/15/09 vs. N.E. *	1/0	W	0	0	0.0	—	0	0	0	0.0	—	0
11/21/10 at N.E. *	1/1	L	7	60	8.6	17	0	0	0	0.0	—	0
12/4/11 at N.E. *	1/0	L	5	49	9.8	20	0	0	0	0.0	—	0
10/7/12 at N.E.	1/1	L	6	50	8.3	17	0	0	0	0.0	—	0
11/24/13 at N.E.	1/0	L	5	47	9.4	12	1	0	0	0.0	—	0
<b>TOTALS</b>	<b>6/2</b>	<b>2-4</b>	<b>23</b>	<b>206</b>	<b>9.0</b>	<b>20</b>	<b>1</b>	<b>0</b>	<b>0</b>	<b>0.0</b>	<b>—</b>	<b>0</b>

\*-w/Indianapolis

**ADDITIONAL STATISTICS:** One special-teams tackle (11/24/13).

### WIDE RECEIVER DEMARIUS THOMAS — vs. NEW ENGLAND

	G/S	W-L	RECEIVING					RUSHING				
			Rec.	Yds.	Avg.	LG	TD	Att.	Yds.	Avg.	LG	TD
12/18/11 vs. N.E.	1/1	L	7	116	16.6	39	0	0	0	0.0	—	0
10/7/12 at N.E.	1/1	L	9	180	20.0	38	0	0	0	0.0	—	0
11/24/13 at N.E.	1/1	L	4	41	10.3	15	1	0	0	0.0	—	0
<b>TOTALS</b>	<b>3/3</b>	<b>0-3</b>	<b>20</b>	<b>337</b>	<b>16.8</b>	<b>38</b>	<b>1</b>	<b>0</b>	<b>0</b>	<b>0.0</b>	<b>—</b>	<b>0</b>
<b>POSTSEASON</b>												
1/14/12 at N.E. *	1/1	L	6	93	15.5	41	0	0	0	0.0	—	0
<b>TOTALS</b>	<b>1/1</b>	<b>0-1</b>	<b>6</b>	<b>93</b>	<b>15.5</b>	<b>41</b>	<b>0</b>	<b>0</b>	<b>0</b>	<b>0.0</b>	<b>—</b>	<b>0</b>

\* - AFC Divisional Playoff

### LINEBACKER DANNY TREVATHAN — vs. NEW ENGLAND

	G/S	W-L	UT	A	TT	S-Yds.	I-Yds.	PD	FF	FR	SpTK
10/7/12 at N.E.	1/0	L	0	2	2	0-0	0-0	0	0	0	0
11/24/13 at N.E.	1/1	L	5	7	12	0-0	0-0	0	0	1	1
<b>TOTALS</b>	<b>2/1</b>	<b>0-2</b>	<b>5</b>	<b>9</b>	<b>14</b>	<b>0-0</b>	<b>0-0</b>	<b>0</b>	<b>0</b>	<b>1</b>	<b>1</b>



# BRONCOS PLAYER CAREER STATS VS. NEW ENGLAND

## DEFENSIVE TACKLE MITCH UNREIN — vs. NEW ENGLAND

	G/S	W-L	UT	A	TT	S-Yds.	I-Yds.	PD	FF	FR	SpTK
12/18/11 vs. N.E.	1/0	L	0	0	0	0-0	0-0	0	0	0	0
10/7/12 at N.E.	1/1	L	1	1	2	0-0	0-0	0	0	0	0
11/24/13 at N.E.	1/0	L	0	1	1	0-0	0-0	0	0	0	0
<b>TOTALS</b>	<b>3/1</b>	<b>0-3</b>	<b>1</b>	<b>2</b>	<b>3</b>	<b>0-0</b>	<b>0-0</b>	<b>0</b>	<b>0</b>	<b>0</b>	<b>0</b>
<b>POSTSEASON</b>											
1/14/12 at N.E. *	1/0	L	0	1	1	0-0	0-0	0	0	0	0
<b>TOTALS</b>	<b>1/0</b>	<b>0-1</b>	<b>0</b>	<b>1</b>	<b>1</b>	<b>0-0</b>	<b>0-0</b>	<b>0</b>	<b>0</b>	<b>0</b>	<b>0</b>

\* - AFC Divisional Playoff

## CORNERBACK KAYVON WEBSTER — vs. NEW ENGLAND

	G/S	W-L	UT	A	TT	S-Yds.	I-Yds.	PD	FF	FR	SpTK
11/24/13 at N.E.	1/0	L	5	0	5	0-0	0-0	1	0	0	0
<b>TOTALS</b>	<b>1/0</b>	<b>0-1</b>	<b>5</b>	<b>0</b>	<b>5</b>	<b>0-0</b>	<b>0-0</b>	<b>1</b>	<b>0</b>	<b>0</b>	<b>0</b>

## WIDE RECEIVER WES WELKER — vs. NEW ENGLAND

	G/S	W-L	RECEIVING					RUSHING				
			Rec.	Yds.	Avg.	LG	TD	Att.	Yds.	Avg.	LG	TD
10/10/04 at N.E. *	1/0	L	0	0	-	-	0	0	0	0.0	—	0
12/20/04 vs. N.E. *	1/0	W	0	0	-	-	0	0	0	0.0	—	0
11/13/05 vs. N.E. *	1/0	L	2	61	30.5	47	0	0	0	0.0	—	0
1/1/06 at N.E. *	1/0	W	2	20	10	11	0	0	0	0.0	—	0
10/8/06 at N.E. *	1/0	L	9	77	8.6	25	0	0	0	0.0	—	0
12/10/06 vs. N.E. *	1/0	W	1	-1	-1	-1	0	0	0	0.0	—	0
11/24/13 at N.E.	1/1	L	4	31	7.8	17	0	0	0	0.0	—	0
<b>TOTALS</b>	<b>7/1</b>	<b>3-4</b>	<b>18</b>	<b>188</b>	<b>10.4</b>	<b>47</b>	<b>0</b>	<b>0</b>	<b>0</b>	<b>0.0</b>	<b>—</b>	<b>0</b>

### PUNT RETURNS

	G/S	W-L	Att.	Yds.	Avg.	LG	TD
10/10/04 at N.E. *	1/0	L	5	41	8.2	21	0
12/20/04 vs. N.E. *	1/0	W	2	87	43.5	71	0
11/13/05 vs. N.E. *	1/0	L	3	13	4.3	7	0
1/1/06 at N.E. *	1/0	W	2	18	9.0	10	0
10/8/06 at N.E. *	1/0	L	2	18	9.0	12	0
12/10/06 vs. N.E. *	1/0	W	4	36	9.0	14	0
11/24/13 at N.E.	1/1	L	2	13	6.5	12	0
<b>TOTALS</b>	<b>7/1</b>	<b>3-4</b>	<b>20</b>	<b>226</b>	<b>11.3</b>	<b>71</b>	<b>0</b>

### KICK RETURNS

	G/S	W-L	Att.	Yds.	Avg.	LG	TD
10/10/04 at N.E. *	1/0	L	5	101	20.2	27	0
12/20/04 vs. N.E. *	1/0	W	5	139	27.8	31	0
11/13/05 vs. N.E. *	1/0	L	4	112	28.0	46	0
1/1/06 at N.E. *	1/0	W	3	66	22.0	23	0
10/8/06 at N.E. *	1/0	L	4	103	25.8	28	0
12/10/06 vs. N.E. *	1/0	W	0	0	0.0	—	0
11/24/13 at N.E.	1/1	L	0	0	0.0	—	0
<b>TOTALS</b>	<b>7/1</b>	<b>3-4</b>	<b>21</b>	<b>521</b>	<b>24.8</b>	<b>46</b>	<b>0</b>

\* - w/Miami

## DEFENSIVE TACKLE SYLVESTER WILLIAMS — vs. NEW ENGLAND

	G/S	W-L	UT	A	TT	S-Yds.	I-Yds.	PD	FF	FR	SpTK
11/24/13 at N.E.	1/0	L	0	1	1	0-0	0-0	0	0	0	0
<b>TOTALS</b>	<b>1/0</b>	<b>0-1</b>	<b>0</b>	<b>1</b>	<b>1</b>	<b>0-0</b>	<b>0-0</b>	<b>0</b>	<b>0</b>	<b>0</b>	<b>0</b>

## DEFENSIVE END DEREK WOLFE — vs. NEW ENGLAND

	G/S	W-L	UT	A	TT	S-Yds.	I-Yds.	PD	FF	FR	SpTK
10/7/12 at N.E.	1/1	L	2	2	4	1-3	0-0	0	0	0	0
11/24/13 at N.E.	1/1	L	0	0	0	0-0	0-0	0	0	0	0
<b>TOTALS</b>	<b>2/2</b>	<b>0-2</b>	<b>2</b>	<b>2</b>	<b>4</b>	<b>1-3</b>	<b>0-0</b>	<b>0</b>	<b>0</b>	<b>0</b>	<b>0</b>

## LINEBACKER WESLEY WOODYARD — vs. NEW ENGLAND

	G/S	W-L	UT	A	TT	S-Yds.	I-Yds.	PD	FF	FR	SpTK
10/20/08 at N.E.	1/0	L	0	0	0	0-0	0-0	0	0	0	0
10/11/09 vs. N.E.	1/0	W	3	2	5	0-0	0-0	0	1	0	1
12/18/11 vs. N.E.	1/1	L	5	3	8	0-0	0-0	0	0	0	1
10/7/12 vs. N.E.	1/1	L	5	6	11	0.5-10	0-0	0	0	0	0
11/24/13 at N.E.	1/1	L	7	8	15	0-0	0-0	0	1	0	0
<b>TOTALS</b>	<b>5/3</b>	<b>1-4</b>	<b>20</b>	<b>19</b>	<b>39</b>	<b>0.5-10</b>	<b>0-0</b>	<b>0</b>	<b>2</b>	<b>0</b>	<b>2</b>
<b>POSTSEASON</b>											
1/14/12 at N.E. *	1/0	L	0	0	0	0-0	0-0	0	0	0	1
<b>TOTALS</b>	<b>1/0</b>	<b>0-1</b>	<b>0</b>	<b>0</b>	<b>0</b>	<b>0-0</b>	<b>0-0</b>	<b>0</b>	<b>0</b>	<b>0</b>	<b>1</b>

\* - AFC Divisional Playoff

# Denver Broncos / Week 17 / Through Sunday, December 29, 2013 / Regular Season

Won 13, Lost 3

9/5/2013	W	49- 27	Baltimore Ravens
9/15/2013	W	41- 23	at New York Giants
9/23/2013	W	37- 21	Oakland Raiders
9/29/2013	W	52- 20	Philadelphia Eagles
10/6/2013	W	51- 48	at Dallas Cowboys
10/13/2013	W	35- 19	Jacksonville Jaguars
10/20/2013	L	33- 39	at Indianapolis Colts
10/27/2013	W	45- 21	Washington Redskins
11/10/2013	W	28- 20	at San Diego Chargers
11/17/2013	W	27- 17	Kansas City Chiefs
11/24/2013	L	31- 34	at New England Patriots
12/1/2013	W	35- 28	at Kansas City Chiefs
12/8/2013	W	51- 28	Tennessee Titans
12/12/2013	L	20- 27	San Diego Chargers
12/22/2013	W	37- 13	at Houston Texans
12/29/2013	W	34- 14	at Oakland Raiders

	Denver	Opponent
<b>Total First Downs</b>	<b>435</b>	<b>339</b>
Rushing	107	90
Passing	293	208
Penalty	35	41
3rd Down: Made/Att	95/205	83/218
3rd Down Pct.	46.3%	38.1%
4th Down: Made/Att	8/9	4/15
4th Down Pct.	88.9%	26.7%
<b>Possession Avg.</b>	<b>30:06</b>	<b>29:54</b>
<b>Total Net Yards</b>	<b>7317</b>	<b>5696</b>
Avg. Per Game	457.3	356.0
Total Plays	1156	1074
Avg. Per Play	6.3	5.3
<b>Net Yards Rushing</b>	<b>1873</b>	<b>1626</b>
Avg. Per Game	117.1	101.6
Total Rushes	461	420
<b>Net Yards Passing</b>	<b>5444</b>	<b>4070</b>
Avg. Per Game	340.3	254.4
Sacked/Yards Lost	20/128	41/290
Gross Yards	5572	4360
Attempts/Completions	675/461	613/357
Completion Pct.	68.3%	58.2%
Had Intercepted	10	17
<b>Punts/Average</b>	<b>66/43.8</b>	<b>89/46.1</b>
<b>Net Punting Avg.</b>	<b>38.2</b>	<b>39.5</b>
<b>Penalties/Yards</b>	<b>117/1000</b>	<b>97/807</b>
<b>Fumbles/Ball Lost</b>	<b>27/16</b>	<b>25/9</b>
<b>Touchdowns</b>	<b>76</b>	<b>47</b>
Rushing	16	15
Passing	55	29
Returns	5	3

<b>Score By Periods</b>	<b>Q1</b>	<b>Q2</b>	<b>Q3</b>	<b>Q4</b>	<b>OT</b>	<b>Pts</b>
Team	130	158	135	183	0	606
Opponents	64	128	104	100	3	399

<b>Scoring</b>	<b>TD</b>	<b>Ru</b>	<b>Pa</b>	<b>Rt</b>	<b>PAT</b>	<b>FG</b>	<b>2Pt</b>	<b>Pts</b>
M.Prater	0	0	0	0	75/75	25/26	0	150
D.Thomas	14	0	14	0	0/0	0/0	0	84
K.Moreno	13	10	3	0	0/0	0/0	0	78
J.Thomas	12	0	12	0	0/0	0/0	0	72
E.Decker	11	0	11	0	0/0	0/0	0	66
W.Welker	10	0	10	0	0/0	0/0	0	60
M.Ball	4	4	0	0	0/0	0/0	0	24
A.Caldwell	3	0	3	0	0/0	0/0	0	18
T.Holliday	2	0	0	2	0/0	0/0	0	12
J.Tamme	1	0	1	0	0/0	0/0	0	6
J.Dreessen	1	0	1	0	0/0	0/0	0	6
D.Rodgers-Cromartie	1	0	0	1	0/0	0/0	0	6
S.Johnson	1	0	0	1	0/0	0/0	0	6
R.Hillman	1	1	0	0	0/0	0/0	0	6
P.Manning	1	1	0	0	0/0	0/0	0	6
V.Miller	1	0	0	1	0/0	0/0	0	6
<b>Team</b>	<b>76</b>	<b>16</b>	<b>55</b>	<b>5</b>	<b>75/75</b>	<b>25/26</b>	<b>0</b>	<b>606</b>
<b>Opponents</b>	<b>47</b>	<b>15</b>	<b>29</b>	<b>3</b>	<b>44/44</b>	<b>23/26</b>	<b>1</b>	<b>399</b>

2-Pt. Conversions: Team 0/ 1, Opponents: 1/ 3

Sacks: S.Phillips 10.0, M.Jackson 6.0, R.Ayers 5.5, V.Miller 5.0, D.Wolfe 4.0, T.Knighton 3.0, D.Trevathan 2.0, S.Williams 2.0, W.Woodyard 1.5, K.Vickerson 1.0, N.Irving 1.0 **Team: 41.0, Opponents: 19.0**

<b>Rushing</b>	<b>No.</b>	<b>Yds</b>	<b>Avg</b>	<b>Long</b>	<b>TD</b>
K.Moreno	241	1038	4.3	31	10
M.Ball	120	559	4.7	45	4
R.Hillman	55	218	4.0	19	1
C.Anderson	7	38	5.4	11	0
D.Bruton	1	35	35.0	35	0
T.Holliday	1	7	7.0	7	0
A.Caldwell	1	7	7.0	7	0
B.Osweiler	3	2	0.7	4	0
P.Manning	32	-31	-1.0	1t	1
<b>Team</b>	<b>461</b>	<b>1873</b>	<b>4.1</b>	<b>45</b>	<b>16</b>
<b>Opponents</b>	<b>420</b>	<b>1626</b>	<b>3.9</b>	<b>35</b>	<b>15</b>

<b>Receiving</b>	<b>No.</b>	<b>Yds</b>	<b>Avg</b>	<b>Long</b>	<b>TD</b>
D.Thomas	92	1430	15.5	78t	14
E.Decker	87	1288	14.8	61	11
W.Welker	73	778	10.7	33	10
J.Thomas	65	788	12.1	74t	12
K.Moreno	60	548	9.1	35t	3
J.Tamme	20	184	9.2	15	1
M.Ball	20	145	7.3	31	0
A.Caldwell	16	200	12.5	36	3
R.Hillman	12	119	9.9	19	0
V.Green	9	45	5.0	10	0
J.Dreessen	7	47	6.7	14	1
C.Anderson	0	0	0	0	0
<b>Team</b>	<b>461</b>	<b>5572</b>	<b>12.1</b>	<b>78t</b>	<b>55</b>
<b>Opponents</b>	<b>357</b>	<b>4360</b>	<b>12.2</b>	<b>82t</b>	<b>29</b>

<b>Interceptions</b>	<b>No.</b>	<b>Yds</b>	<b>Avg</b>	<b>Long</b>	<b>TD</b>
D.Rodgers-Cromartie	3	75	25.0	75t	1
D.Trevathan	3	29	9.7	29	0
C.Harris	3	1	0.3	1	0
R.Moore	2	18	9.0	18	0
K.Webster	1	10	10.0	10	0
M.Adams	1	3	3.0	3	0
S.Phillips	1	3	3.0	3	0
T.Knighton	1	2	2.0	2	0
W.Woodyard	1	0	0.0	0	0
T.Carter	1	0	0.0	0	0
<b>Team</b>	<b>17</b>	<b>141</b>	<b>8.3</b>	<b>75t</b>	<b>1</b>
<b>Opponents</b>	<b>10</b>	<b>131</b>	<b>13.1</b>	<b>59t</b>	<b>2</b>

Punting	No	Yds	Avg	Net	TB	In	Lg	B
B.Colquitt	65	2893	44.5	38.8	3	23	60	1
Team	65	2893	43.8	38.8	3	23	60	1
Opponents	87	4100	46.1	40.4	8	32	66	2
□								
Punt Returns	Ret	FC	Yds	Avg	Long	TD		
T.Holliday	32	11	271	8.5	81t	1		
W.Welker	10	2	70	7.0	27	0		
E.Decker	1	2	2	2.0	2	0		
T.Carter	1	0	0	0.0	0	0		
Team	44	15	343	7.8	81t	1		
Opponents	28	25	274	9.8	51	0		

<b>Kickoff Returns</b>	<b>No.</b>	<b>Yds</b>	<b>Avg</b>	<b>Long</b>	<b>TD</b>
T.Holliday	28	775	27.7	105t	1
A.Caldwell	6	141	23.5	34	0
O.Bolden	2	44	22.0	25	0
M.Unrein	1	8	8.0	8	0
M.Jackson	1	6	6.0	6	0
J.Tamme	1	0	0.0	0	0
<b>Team</b>	<b>39</b>	<b>974</b>	<b>25.0</b>	<b>105t</b>	<b>1</b>
<b>Opponents</b>	<b>32</b>	<b>936</b>	<b>29.3</b>	<b>108t</b>	<b>1</b>

<b>Field Goals</b>	<b>1-19</b>	<b>20-29</b>	<b>30-39</b>	<b>40-49</b>	<b>50+</b>
M.Prater	2/ 2	4/ 4	5/ 5	8/ 8	6/ 7
<b>Team</b>	<b>2/ 2</b>	<b>4/ 4</b>	<b>5/ 5</b>	<b>8/ 8</b>	<b>6/ 7</b>
<b>Opponents</b>	<b>0/ 0</b>	<b>6/ 6</b>	<b>9/ 10</b>	<b>6/ 8</b>	<b>2/ 2</b>

Fumbles Lost: P.Manning 6, M.Ball 3, T.Holliday 2, E.Decker 1, D.Trevathan 1, R.Hillman 1, W.Welker 1, T.Carter 1 **Total: 16**  
Opponent Fumble Recoveries: D.Ihenacho 2, D.Trevathan 1, D.Wolfe 1, S.Williams 1, Q.Jammer 1, M.Adams 1, T.Knighton 1, V.Miller 1 **Total: 9**

<b>Passing</b>	<b>Att</b>	<b>Cmp</b>	<b>Yds</b>	<b>Cmp%</b>	<b>Yds/Att</b>	<b>TD</b>	<b>TD%</b>	<b>Int</b>	<b>Int%</b>	<b>Long</b>	<b>Sack</b>	<b>Lost</b>	<b>Rating</b>
P.Manning	659	450	5477	68.3%	8.3	55	8.3%	10	1.5%	78t	18/	120	115.1
B.Osweiler	16	11	95	68.8%	5.9	0	0.0%	0	0.0%	19	2/	8	84.1
<b>Team</b>	<b>675</b>	<b>461</b>	<b>5572</b>	<b>68.3%</b>	<b>8.3</b>	<b>55</b>	<b>8.1%</b>	<b>10</b>	<b>1.5%</b>	<b>78t</b>	<b>20/</b>	<b>128</b>	<b>114.4</b>
<b>Opponents</b>	<b>613</b>	<b>357</b>	<b>4360</b>	<b>58.2%</b>	<b>7.1</b>	<b>29</b>	<b>4.7%</b>	<b>17</b>	<b>2.8%</b>	<b>82t</b>	<b>41/</b>	<b>290</b>	<b>84.5</b>

# DENVER BRONCOS FINAL 2013 REGULAR SEASON DEFENSIVE STATISTICS (13-3) (based on press box totals)

	PLAYER	TT	UT	AT	Sk.	Yds.	Int.	Yds.	TFL	QBH	PD	FF	FR
1	Trevathan	124	84	40	2	18	3	29	7	4	10	2	1
2	Woodyard	83	47	36	1.5	11	1	0	3	8	4	1	0
3	Ihenacho	72	55	17	0	0	0	0	2	0	7	3	2
4	Harris	65	58	7	0	0	3	1	5	2	13	0	0
5	Adams	61	45	16	0	0	1	3	1	1	7	0	1
6	Moore	44	38	6	0	0	2	18	0	0	6	0	0
7	Jackson	42	30	12	6	43	0	0	11	15	4	1	0
8	Webster	38	34	4	0	0	1	10	1	0	9	1	0
9	Phillips	36	29	7	10	77.5	1	3	10	13	5	2	0
10	Miller	34	27	7	5	29	0	0	9	8	1	3	1
12	Irving	34	23	11	1	8	0	0	8	2	1	0	0
	Rodgers-Cromartie	31	25	6	0	0	3	75	3	0	15	0	0
14	Knighton	31	18	13	3	18	1	2	5	7	1	0	1
	Ayers	29	23	6	5.5	34.5	0	0	7	10	0	1	0
15	Vickerson	22	18	4	1	9	0	0	7	2	3	0	0
16	Unrein	20	15	5	0	0	0	0	1	2	0	0	0
18	Lenon	20	14	6	0	0	0	0	0	0	2	0	0
	Williams	19	12	7	2	8	0	0	5	3	0	0	1
19	Bruton	16	14	2	0	0	0	0	0	1	0	0	0
21	Wolfe	16	11	5	4	34	0	0	7	7	0	0	1
	Bailey	14	12	2	0	0	0	0	0	0	3	0	0
22	Jammer	13	12	1	0	0	0	0	0	0	3	0	1
23	Carter	11	10	1	0	0	1	0	1	0	6	0	0
25	Bolden	11	8	3	0	0	0	0	0	0	0	0	0
	Huff	2	2	0	0	0	0	0	0	0	0	0	0
26	Johnson	1	1	0	0	0	0	0	0	0	0	0	0
26	Robinson	1	1	0	0	0	0	0	1	0	0	0	0
	Marshall	1	1	0	0	0	0	0	0	0	0	0	0
	Mincey	1	1	0	0	0	0	0	0	0	0	0	0
	Tamme	1	0	1	0	0	0	0	0	0	0	0	0
	Fua	1	0	1	0	0	0	0	0	0	0	0	0
	TEAM	894	668	226	41	290	17	141	94	85	100	14	9

## SPECIAL TEAMS STATISTICS (based on press box totals)

	PLAYER	TT	UT	AT	FF	FR	BK	BP	TD
1	Tamme	10	9	1	0	0	0	0	0
2	Irving	7	6	1	0	0	0	0	0
5	Johnson	7	5	2	0	0	0	1	1
	Bruton	7	4	3	0	0	0	1	0
5	Ball	6	6	0	0	0	0	0	0
6	Trevathan	4	3	1	1	0	0	0	0
8	Caldwell	4	2	2	0	0	0	0	0
	Adams	3	3	0	0	0	0	0	0
13	Webster	3	3	0	0	0	0	0	0
	Bolden	3	3	0	0	0	0	0	0
13	Green	3	2	1	0	0	0	0	0
	Dreessen	3	0	3	0	0	0	0	0
	Ihenacho	2	2	0	0	0	0	0	0
	Lenon	2	2	0	0	0	0	0	0
	Carter	2	2	0	0	0	0	0	0
18	Brewer	2	2	0	0	0	0	0	0
	Robinson	2	1	1	0	0	0	0	0
	Woodyard	1	1	0	1	0	0	0	0
	Jammer	1	1	0	0	0	0	0	0
	Marshall	1	1	0	0	0	0	0	0
22	Welker	1	1	0	0	0	0	0	0
	Holliday	0	0	0	0	3	0	0	0
	TEAM	74	59	15	2	3	0	2	1

**MIS. TACKLES:** Decker 4, Franklin 2, Manning 2, D. Thomas 2,

Beadles 1, Clark 1, Moreno 1, Ramirez 1, Welker 1

**MIS. FUMBLE RECOVERIES:** Manning 2, Moreno 2, Anderson 1, Decker 1

**MIS. FORCED FUMBLES:** None

**DEFENSIVE TOUCHDOWNS:** Rodgers-Cromartie (75-yd. INT return vs. Was., 10/27),

Miller (60-yd. FUM return at N.E., 11/24)

**BLOCKED PUNTS:** Bruton (vs. Bal., 9/5); Johnson (vs. Phi., 9/29)

**BLOCKED KICKS:** None

# Denver Broncos / Week 2 / Through Sunday, January 12, 2014 / Postseason

Won 1, Lost 0

1/12/2014 W 24- 17

San Diego Chargers

	Denver	Opponent
<b>Total First Downs</b>	<b>26</b>	<b>13</b>
Rushing	13	1
Passing	11	10
Penalty	2	2
3rd Down: Made/Att	9/13	4/12
3rd Down Pct.	69.2%	33.3%
4th Down: Made/Att	0/0	1/1
4th Down Pct.	0.0	100.0%
<b>Possession Avg.</b>	<b>35:27</b>	<b>24:33</b>
<b>Total Net Yards</b>	<b>363</b>	<b>259</b>
Avg. Per Game	363.0	259.0
Total Plays	70	49
Avg. Per Play	5.2	5.3
<b>Net Yards Rushing</b>	<b>133</b>	<b>65</b>
Avg. Per Game	133.0	65.0
Total Rushes	34	18
<b>Net Yards Passing</b>	<b>230</b>	<b>194</b>
Avg. Per Game	230.0	194.0
Sacked/Yards Lost	0/0	4/23
Gross Yards	230	217
Attempts/Completions	36/25	27/18
Completion Pct.	69.4%	66.7%
Had Intercepted	1	0
<b>Punts/Average</b>	<b>0/0</b>	<b>4/51.8</b>
<b>Net Punting Avg.</b>	<b>0</b>	<b>30.3</b>
<b>Penalties/Yards</b>	<b>6/50</b>	<b>8/63</b>
<b>Fumbles/Ball Lost</b>	<b>1/1</b>	<b>0/0</b>
<b>Touchdowns</b>	<b>3</b>	<b>2</b>
Rushing	1	0
Passing	2	2
Returns	0	0

<b>Score By Periods</b>	<b>Q1</b>	<b>Q2</b>	<b>Q3</b>	<b>Q4</b>	<b>OT</b>	<b>Pts</b>
Team	7	7	3	7	0	24
Opponents	0	0	0	17	0	17

<b>Scoring</b>	<b>TD</b>	<b>Ru</b>	<b>Pa</b>	<b>Rt</b>	<b>PAT</b>	<b>FG</b>	<b>2Pt</b>	<b>Pts</b>
W.Welker	1	0	1	0	0/0	0/0	0	6
M.Prater	0	0	0	0	3/3	1/2	0	6
K.Moreno	1	1	0	0	0/0	0/0	0	6
D.Thomas	1	0	1	0	0/0	0/0	0	6
<b>Team</b>	<b>3</b>	<b>1</b>	<b>2</b>	<b>0</b>	<b>3/3</b>	<b>1/2</b>	<b>0</b>	<b>24</b>
<b>Opponents</b>	<b>2</b>	<b>0</b>	<b>2</b>	<b>0</b>	<b>2/2</b>	<b>1/2</b>	<b>0</b>	<b>17</b>

2-Pt. Conversions: Team 0/ 0, Opponents: 0/ 0

Sacks: S.Phillips 2.0, J.Mincey 1.0, M.Jackson 1.0 **Team: 4.0,**

<b>Rushing</b>	<b>No.</b>	<b>Yds</b>	<b>Avg</b>	<b>Long</b>	<b>TD</b>
K.Moreno	23	82	3.6	14	1
M.Ball	10	52	5.2	9	0
P.Manning	1	-1	-1.0	-1	0
<b>Team</b>	<b>34</b>	<b>133</b>	<b>3.9</b>	<b>14</b>	<b>1</b>
<b>Opponents</b>	<b>18</b>	<b>65</b>	<b>3.6</b>	<b>16</b>	<b>0</b>

<b>Receiving</b>	<b>No.</b>	<b>Yds</b>	<b>Avg</b>	<b>Long</b>	<b>TD</b>
D.Thomas	8	54	6.8	9	1
J.Thomas	6	76	12.7	21	0
W.Welker	6	38	6.3	8	1
E.Decker	2	32	16.0	19	0
A.Caldwell	1	15	15.0	15	0
K.Moreno	1	12	12.0	12	0
V.Green	1	3	3.0	3	0
<b>Team</b>	<b>25</b>	<b>230</b>	<b>9.2</b>	<b>21</b>	<b>2</b>
<b>Opponents</b>	<b>18</b>	<b>217</b>	<b>12.1</b>	<b>49</b>	<b>2</b>

<b>Interceptions</b>	<b>No.</b>	<b>Yds</b>	<b>Avg</b>	<b>Long</b>	<b>TD</b>
<b>Opponents</b>	<b>1</b>	<b>0</b>	<b>0.0</b>	<b>0</b>	<b>0</b>

<b>Punting</b>	<b>No</b>	<b>Yds</b>	<b>Avg</b>	<b>Net</b>	<b>TB</b>	<b>In</b>	<b>Lg</b>	<b>B</b>
<b>Opponents</b>	<b>4</b>	<b>207</b>	<b>51.8</b>	<b>30.3</b>	<b>1</b>	<b>1</b>	<b>62</b>	<b>0</b>

<b>Punt Returns</b>	<b>Ret</b>	<b>FC</b>	<b>Yds</b>	<b>Avg</b>	<b>Long</b>	<b>TD</b>
E.Decker	3	0	66	22.0	47	0
<b>Team</b>	<b>3</b>	<b>0</b>	<b>66</b>	<b>22.0</b>	<b>47</b>	<b>0</b>

<b>Kickoff Returns</b>	<b>No.</b>	<b>Yds</b>	<b>Avg</b>	<b>Long</b>	<b>TD</b>
T.Holliday	3	77	25.7	37	0
<b>Team</b>	<b>3</b>	<b>77</b>	<b>25.7</b>	<b>37</b>	<b>0</b>

<b>Field Goals</b>	<b>1-19</b>	<b>20-29</b>	<b>30-39</b>	<b>40-49</b>	<b>50+</b>
M.Prater	0/ 0	0/ 0	0/ 0	1/ 2	0/ 0
<b>Team</b>	<b>0/ 0</b>	<b>0/ 0</b>	<b>0/ 0</b>	<b>1/ 2</b>	<b>0/ 0</b>
<b>Opponents</b>	<b>0/ 0</b>	<b>0/ 0</b>	<b>1/ 1</b>	<b>0/ 0</b>	<b>0/ 1</b>

Fumbles Lost: J.Thomas 1 **Total: 1**

Opponent Fumble Recoveries

<b>Passing</b>	<b>Att</b>	<b>Cmp</b>	<b>Yds</b>	<b>Cmp%</b>	<b>Yds/Att</b>	<b>TD</b>	<b>TD%</b>	<b>Int</b>	<b>Int%</b>	<b>Long</b>	<b>Sack</b>	<b>Lost</b>	<b>Rating</b>
P.Manning	36	25	230	69.4%	6.4	2	5.6%	1	2.8%	21	0/	0	93.5
<b>Team</b>	<b>36</b>	<b>25</b>	<b>230</b>	<b>69.4%</b>	<b>6.4</b>	<b>2</b>	<b>5.6%</b>	<b>1</b>	<b>2.8%</b>	<b>21</b>	<b>0/</b>	<b>0</b>	<b>93.5</b>
<b>Opponents</b>	<b>27</b>	<b>18</b>	<b>217</b>	<b>66.7%</b>	<b>8.0</b>	<b>2</b>	<b>7.4%</b>	<b>0</b>	<b>0.0%</b>	<b>49</b>	<b>4/</b>	<b>23</b>	<b>115.8</b>



**DENVER BRONCOS 2013 POSTSEASON DEFENSIVE STATISTICS (1-0)**  
(based on press box totals)

	PLAYER	TT	UT	AT	Sk.	Yds.	Int.	Yds.	TFL	QBH	PD	FF	FR
<b>1</b>	Rodgers-Cromartie	4	4	0	0	0	0	0	0	0	3	0	0
	Bailey	4	4	0	0	0	0	0	0	0	0	0	0
	Trevathan	4	3	1	0	0	0	0	0	0	0	0	0
	Jammer	4	3	1	0	0	0	0	0	0	0	0	0
<b>5</b>	Jackson	3	3	0	1	5	0	0	1	1	0	0	0
	Irving	3	3	0	0	0	0	0	0	0	0	0	0
	Knighton	3	2	1	0	0	0	0	0	1	0	0	0
<b>8</b>	Phillips	2	2	0	2	10	0	0	2	2	0	0	0
	Mincey	2	2	0	1	8	0	0	1	1	0	0	0
	Harris	2	2	0	0	0	0	0	0	0	1	0	0
	Adams	2	2	0	0	0	0	0	0	0	0	0	0
	Woodyard	2	1	1	0	0	0	0	0	0	0	0	0
	Ayers	2	1	1	0	0	0	0	0	0	0	0	0
<b>14</b>	Lenon	1	1	0	0	0	0	0	0	0	0	0	0
	Ihenacho	1	1	0	0	0	0	0	0	0	0	0	0
	Williams	1	0	1	0	0	0	0	0	0	0	0	0
	<b>TEAM</b>	<b>40</b>	<b>34</b>	<b>6</b>	<b>4</b>	<b>23</b>	<b>0</b>	<b>0</b>	<b>4</b>	<b>5</b>	<b>4</b>	<b>0</b>	<b>0</b>

**MIS. TACKLES:** Franklin 1.

**MIS. FUMBLE RECOVERIES:** None.

**MIS. FORCED FUMBLES:** None.

**TWO-POINT CONVERSION STOPS:** None.

**DEFENSIVE TOUCHDOWNS:** None.

**BLOCKED PUNTS:** None.

**BLOCKED KICKS:** None.

# BRONCOS 2013 GAME-BY-GAME PARTICIPATION

	vs. Bal. (9/5)	at NYG (9/15)	vs. Oak. (9/23)	vs. Phi. (9/29)	at Dal. (10/6)	vs. Jac. (10/13)	at Ind. (10/20)	vs. Was. (10/27)	at S.D. (11/10)	vs. K.C. (11/17)	at N.E. (11/24)	at K.C. (12/1)	vs. Ten. (12/8)	vs. S.D. (12/12)	at Hou. (12/22)	at Oak. (12/29)	vs. S.D. (1/12)	P	+	\$	-	DNP	-	INA
Adams, Mike	P	P	P	P	P	P	P	P	SS	P	FS	FS	FS	FS	FS	FS	FS	16	-	7	-	0	-	0
Anderson, C.J.	INA	INA	INA	INA	INA	INA	INA	P	P	P	P	INA	P	INA	INA	INA	DNP	5	-	0	-	0	-	11
Ayers, Robert	RDE	P	RDE	P	RDE	INA	P	P	P	P	P	P	P	P	P	P	P	15	-	3	-	0	-	1
Bailey, Champ	INA	INA	INA	INA	INA	LCB	LCB	INA	INA	INA	INA	LCB	INA	INA	P	P	P	5	-	3	-	0	-	11
Ball, Montee	P	P	P	P	P	P	P	P	P	P	P	P	P	P	P	P	P	16	-	0	-	0	-	0
Beadles, Zane	LG	LG	LG	LG	LG	LG	LG	LG	LG	LG	LG	LG	LG	LG	LG	LG	LG	16	-	16	-	0	-	0
Bolden, Omar	P	P	P	P	P	P	P	P	P	P	P	P	P	SS	P	P	P	16	-	1	-	0	-	0
Brewer, Aaron	P	P	P	P	P	P	P	P	P	P	P	P	P	P	P	P	P	16	-	0	-	0	-	0
Bruton, David	P	P	P	P	P	P	P	P	P	P	P	P	P	P	P	P	P	16	-	0	-	0	-	0
Caldwell, Andre	P	P	P	P	P	P	P	P	P	P	P	P	P	P	WR	WR	WR	16	-	2	-	0	-	0
Carter, Tony	LCB	P	LCB	P	P	INA	INA	INA	P	INA	P	P	P	P	P	P	INA	12	-	2	-	0	-	4
Clady, Ryan	LT	LT	IR	IR	IR	IR	IR	IR	IR	IR	IR	IR	IR	IR	IR	IR	IR	2	-	2	-	0	-	0
Clark, Chris	P	P	LT	LT	LT	LT	LT	LT	LT	LT	LT	LT	LT	LT	LT	LT	LT	16	-	14	-	0	-	0
Colquitt, Britton	P	P	P	P	P	P	P	P	P	P	P	P	P	P	P	P	P	16	-	0	-	0	-	0
Decker, Eric	WR	WR	WR	WR	WR	WR	WR	WR	WR	WR	WR	WR	WR	WR	WR	WR	WR	16	-	16	-	0	-	0
Dreessen, Joel	INA	INA	INA	P	P	P	P	P	P	P	P	P	P	P	P	P	P	13	-	0	-	0	-	3
Dysert, Zac	INA	INA	INA	INA	INA	INA	INA	INA	INA	INA	INA	INA	INA	INA	INA	INA	INA	0	-	0	-	0	-	16
Franklin, Orlando	RT	RT	RT	RT	RT	RT	INA	RT	RT	RT	RT	RT	RT	RT	RT	RT	RT	15	-	15	-	0	-	1
Fua, Sione	NWT	NWT	NWT	NWT	NWT	NWT	NWT	NWT	NWT	NWT	NWT	DNP	P	P	INA	INA	INA	2	-	0	-	1	-	2
Green, Virgil	P	P	P	P	P	P	P	P	P	P	TE	TE	P	TE	P	P	P	16	-	2	-	0	-	0
Harris Jr., Chris	CB	LCB	CB	LCB	LCB	P	CB	LCB	LCB	LCB	LCB	RCB	LCB	LCB	LCB	LCB	LCB	16	-	15	-	0	-	0
Hillman, Ronnie	P	P	P	P	P	P	P	INA	INA	INA	INA	P	INA	DNP	P	P	INA	10	-	0	-	1	-	5
Holliday, Trindon	P	P	P	P	P	P	P	P	P	P	P	P	INA	P	P	P	P	15	-	0	-	0	-	1
Huff, Michael	NWT	NWT	NWT	NWT	NWT	NWT	NWT	NWT	NWT	NWT	INA	P	DNP	DNP	P	P	P	3	-	0	-	2	-	1
Ihenacho, Duke	SS	SS	SS	SS	SS	SS	SS	SS	INA	SS	SS	SS	SS	P	SS	SS	SS	15	-	14	-	0	-	1
Irving, Nate	P	SLB	P	SLB	P	SLB	P	P	P	INA	P	P	P	P	P	P	SLB	15	-	4	-	0	-	1
Jackson, Malik	P	P	P	P	P	P	P	P	P	P	P	LDE	LDE	LDE	LDE	LDE	LDE	16	-	5	-	0	-	0
Jammer, Quentin	INA	INA	INA	P	INA	P	INA	P	RCB	P	P	P	P	P	P	P	P	11	-	1	-	0	-	5
Johnson, Steven	P	P	P	P	P	P	P	P	P	P	P	P	P	P	P	P	P	16	-	0	-	0	-	0
Justice, Winston	NWT	NWT	INA	INA	INA	INA	DNP	DNP	DNP	DNP	DNP	DNP	P	P	P	P	DNP	4	-	0	-	6	-	4
Knightho, Terrance	NT	NT	NT	NT	NT	NT	NT	NT	NT	NT	NT	NT	NT	NT	NT	NT	NT	16	-	16	-	0	-	0
Kuper, Chris	INA	INA	INA	INA	P	P	RG	INA	INA	INA	INA	INA	INA	INA	INA	P	INA	4	-	1	-	0	-	12
Lenon, Paris	P	P	P	INA	INA	MLB	MLB	P	P	P	P	P	MLB	MLB	MLB	MLB	MLB	14	-	6	-	0	-	2
Manning, Peyton	QB	QB	QB	QB	QB	QB	QB	QB	QB	QB	QB	QB	QB	QB	QB	QB	QB	16	-	16	-	0	-	0
Marshall, Brandon	PS	PS	PS	PS	PS	PS	PS	PS	PS	PS	PS	PS	PS	PS	PS	PS	P	1	-	0	-	0	-	0
Miller, Von	SUS	SUS	SUS	SUS	SUS	SUS	SLB	SLB	SLB	SLB	SLB	SLB	SLB	SLB	SLB	IR	IR	9	-	9	-	0	-	0
Mincey, Jeremy	NWT	NWT	NWT	NWT	NWT	NWT	NWT	NWT	NWT	NWT	NWT	NWT	NWT	NWT	P	P	P	2	-	0	-	0	-	0
Moffitt, John	INA	INA	P	P	INA	INA	INA	INA	RE	NWT	NWT	NWT	NWT	NWT	NWT	NWT	NWT	2	-	0	-	0	-	6
Moore, Rahim	FS	FS	FS	FS	FS	FS	FS	FS	FS	FS	IR	IR	IR	IR	IR	IR	IR	10	-	10	-	0	-	0
Moreno, Knowshon	RB	RB	RB	RB	RB	RB	RB	RB	RB	RB	RB	RB	RB	RB	P	P	P	16	-	15	-	0	-	0
Osweiler, Brock	DNP	DNP	DNP	P	DNP	DNP	DNP	DNP	DNP	DNP	P	DNP	DNP	DNP	P	P	DNP	4	-	0	-	12	-	0
Phillips, Shaun	P	RDE	P	RDE	P	RDE	P	RDE	RDE	RDE	RDE	RDE	RDE	RDE	RDE	RDE	RDE	16	-	12	-	0	-	0
Prater, Matt	P	P	P	P	P	P	P	P	P	P	P	P	P	P	P	P	P	16	-	0	-	0	-	0
Ramirez, Manny	C	C	C	C	C	C	CB	C	C	C	C	C	C	C	C	C	C	16	-	16	-	0	-	0
Robinson, Adrian	P	P	P	P	P	P	NWT	NWT	NWT	NWT	NWT	NWT	NWT	NWT	NWT	NWT	NWT	6	-	0	-	0	-	0
Rodgers-Cromartie, Dominique	RCB	RCB	RCB	RCB	RCB	RCB	RCB	RCB	P	RCB	RCB	INA	P	RCB	RCB	RCB	RCB	15	-	13	-	0	-	1
Tamme, Jacob	P	P	P	P	P	P	P	P	P	P	P	P	P	P	TE	P	P	16	-	1	-	0	-	0
Thomas, Demaryius	WR	WR	WR	WR	WR	WR	WR	WR	WR	WR	WR	WR	WR	WR	WR	WR	WR	16	-	16	-	0	-	0
Thomas, Julius	TE	TE	TE	TE	TE	TE	TE	TE	TE	TE	INA	INA	TE	TE	TE	TE	TE	14	-	14	-	0	-	2
Trevathan, Danny	WLB	WLB	WLB	WLB	WLB	WLB	WLB	WLB	WLB	WLB	WLB	WLB	WLB	WLB	WLB	WLB	WLB	16	-	16	-	0	-	0
Unrein, Mitch	P	P	P	P	P	P	P	P	P	P	P	DT	P	P	P	P	P	16	-	1	-	0	-	0
Vallos, Steve	P	P	P	P	P	P	P	P	P	P	P	P	P	P	P	P	INA	15	-	0	-	0	-	1
Vasquez, Louis	RG	RG	RG	RG	RG	RG	RT	RG	RG	RG	RG	RG	RG	RG	RG	RG	RG	16	-	16	-	0	-	0
Vickerson, Kevin	DT	DT	DT	DT	DT	DT	DT	DT	DT	DT	DT	IR	IR	IR	IR	IR	IR	11	-	11	-	0	-	0
Walton, J.D.	PUP	PUP	PUP	PUP	PUP	PUP	PUP	PUP	INA	INA	INA	INA	INA	INA	NWT	NWT	NWT	0	-	0	-	0	-	6
Webster, Kayvon	P	P	P	P	P	P	P	P	P	P	P	P	RCB	P	INA	INA	P	14	-	2	-	0	-	2
Weiker, Wes	WR	WR	WR	WR	WR	WR	WR	WR	WR	WR	WR	WR	WR	INA	INA	INA	WR	13	-	13	-	0	-	3
Williams, Sylvester	P	P	P	INA	P	P	P	INA	INA	P	P	P	DT	DT	DT	DT	DT	13	-	4	-	0	-	3
Wolfe, Derek	LDE	LDE	LDE	LDE	LDE	LDE	LDE	LDE	LDE	LDE	LDE	INA	INA	INA	INA	INA	INA	11	-	11	-	0	-	5
Woodyard, Wesley	MLB	MLB	MLB	MLB	MLB	INA	INA	MLB	MLB	MLB	MLB	MLB	P	P	P	P	P	14	-	10	-	0	-	2

KEY: IR-injured reserve; INA-Inactive; DNP-did not play; NWT-not with team; PS-practice squad; SUS-suspended; RE-roster exemption; PUP-reserve/PUP

# 2013 GAME-BY-GAME STARTERS

## OFFENSE

GAME	WR	LT	LG	C	RG	RT	TE	WR	WR	QB	RB
vs. Bal. (9/5)	D. Thomas	Clady	Beadles	Ramirez	Vasquez	Franklin	J. Thomas	Decker	Welker	Manning	Moreno
at NYG (9/15)	D. Thomas	Clady	Beadles	Ramirez	Vasquez	Franklin	J. Thomas	Decker	Welker	Manning	Moreno
vs. Oak. (9/23)	D. Thomas	Clark	Beadles	Ramirez	Vasquez	Franklin	J. Thomas	Decker	Welker	Manning	Moreno
vs. Phi. (9/29)	D. Thomas	Clark	Beadles	Ramirez	Vasquez	Franklin	J. Thomas	Decker	Welker	Manning	Moreno
at Dal. (10/6)	D. Thomas	Clark	Beadles	Ramirez	Vasquez	Franklin	J. Thomas	Decker	Welker	Manning	Moreno
vs. Jac. (10/13)	D. Thomas	Clark	Beadles	Ramirez	Vasquez	Franklin	J. Thomas	Decker	Welker	Manning	Moreno
at Ind. (10/20)	D. Thomas	Clark	Beadles	Ramirez	Kuper	Vasquez	J. Thomas	Decker	Welker	Manning	Moreno
vs. Was. (10/27)	D. Thomas	Clark	Beadles	Ramirez	Vasquez	Franklin	J. Thomas	Decker	Welker	Manning	Moreno
at S.D. (11/10)	D. Thomas	Clark	Beadles	Ramirez	Vasquez	Franklin	J. Thomas	Decker	Welker	Manning	Moreno
vs. K.C. (12/1)	D. Thomas	Clark	Beadles	Ramirez	Vasquez	Franklin	J. Thomas	Decker	Welker	Manning	Moreno
at N.E. (11/24)	D. Thomas	Clark	Beadles	Ramirez	Vasquez	Franklin	Green	Decker	Welker	Manning	Moreno
at K.C. (12/1)	D. Thomas	Clark	Beadles	Ramirez	Vasquez	Franklin	Green	Decker	Welker	Manning	Moreno
vs. Ten. (12/8)	D. Thomas	Clark	Beadles	Ramirez	Vasquez	Franklin	Green	Decker	Welker	Manning	Moreno
vs. S.D. (12/12)	D. Thomas	Clark	Beadles	Ramirez	Vasquez	Franklin	J. Thomas	Decker	Green (TE)	Manning	Moreno
at Hou. (12/22)	D. Thomas	Clark	Beadles	Ramirez	Vasquez	Franklin	J. Thomas	Decker	Caldwell	Manning	Tamme (TE)
at Oak. (12/29)	D. Thomas	Clark	Beadles	Ramirez	Vasquez	Franklin	J. Thomas	Decker	Caldwell	Manning	Moreno
vs. S.D. (1/12)	D. Thomas	Clark	Beadles	Ramirez	Vasquez	Franklin	J. Thomas	Decker	Welker	Manning	Moreno

## DEFENSE

GAME	LE	DT	NT	RE	SLB	MLB	WLB	LCB	RCB	SS	FS
vs. Bal. (9/5)	Wolfe	Vickerson	Knighton	Ayers	Harris Jr. (CB)	Woodyard	Trevathan	Carter	Rodgers-Cromartie	Ihenacho	Moore
at NYG (9/15)	Wolfe	Vickerson	Knighton	Phillips	Irving	Woodyard	Trevathan	Harris Jr.	Rodgers-Cromartie	Ihenacho	Moore
vs. Oak. (9/23)	Wolfe	Vickerson	Knighton	Ayers	Harris Jr. (CB)	Woodyard	Trevathan	Carter	Rodgers-Cromartie	Ihenacho	Moore
vs. Phi. (9/29)	Wolfe	Vickerson	Knighton	Phillips	Irving	Woodyard	Trevathan	Harris Jr.	Rodgers-Cromartie	Ihenacho	Moore
at Dal. (10/6)	Wolfe	Vickerson	Knighton	Ayers	Harris Jr. (CB)	Woodyard	Trevathan	Webster	Rodgers-Cromartie	Ihenacho	Moore
vs. Jac. (10/13)	Wolfe	Vickerson	Knighton	Phillips	Irving	Lenon	Trevathan	Bailey	Rodgers-Cromartie	Ihenacho	Moore
at Ind. (10/20)	Wolfe	Vickerson	Knighton	Harris Jr. (CB)	Miller	Lenon	Trevathan	Bailey	Rodgers-Cromartie	Ihenacho	Moore
vs. Was. (10/27)	Wolfe	Vickerson	Knighton	Phillips	Miller	Woodyard	Trevathan	Harris Jr.	Rodgers-Cromartie	Ihenacho	Moore
at S.D. (11/10)	Wolfe	Vickerson	Knighton	Phillips	Miller	Woodyard	Trevathan	Harris Jr.	Jammer	Adams	Moore
vs. K.C. (12/1)	Wolfe	Vickerson	Knighton	Phillips	Miller	Woodyard	Trevathan	Harris Jr.	Rodgers-Cromartie	Ihenacho	Moore
at N.E. (11/24)	Wolfe	Vickerson	Knighton	Phillips	Miller	Woodyard	Trevathan	Harris Jr.	Rodgers-Cromartie	Ihenacho	Adams
at K.C. (12/1)	Jackson	Unrein	Knighton	Phillips	Miller	Woodyard	Trevathan	Bailey	Harris Jr.	Ihenacho	Adams
vs. Ten. (12/8)	Jackson	Williams	Knighton	Phillips	Miller	Lenon	Trevathan	Harris Jr.	Webster	Ihenacho	Adams
vs. S.D. (12/12)	Jackson	Williams	Knighton	Phillips	Miller	Lenon	Trevathan	Harris Jr.	Rodgers-Cromartie	Bolden	Adams
at Hou. (12/22)	Jackson	Williams	Knighton	Phillips	Miller	Lenon	Trevathan	Harris Jr.	Rodgers-Cromartie	Ihenacho	Adams
at Oak. (12/29)	Jackson	Williams	Knighton	Phillips	Irving	Lenon	Trevathan	Harris Jr.	Rodgers-Cromartie	Ihenacho	Adams
vs. S.D. (1/12)	Jackson	Williams	Knighton	Phillips	Irving	Lenon	Trevathan	Harris Jr.	Rodgers-Cromartie	Ihenacho	Adams







## POSTSEASON PLAY-TIME ANALYSIS (OFF.)

vs S.D. (1/12)

Postseason Totals

	Off.	Pct.	ST	Pct.	Off.	Pct.	ST	Pct.
Anderson, C.J.	0	0.0%	0	0.0%	0	0.0%	0	0.0%
Ball, Montee	18	25.0%	0	0.0%	18	25.0%	0	0.0%
Beadles, Zane	72	100.0%	5	22.7%	72	100.0%	5	22.7%
Caldwell, Andre	8	11.1%	0	0.0%	8	11.1%	0	0.0%
Clark, Chris	72	100.0%	5	22.7%	72	100.0%	5	22.7%
Decker, Eric	69	95.8%	6	27.3%	69	95.8%	6	27.3%
Dreessen, Joel	0	0.0%	0	0.0%	0	0.0%	0	0.0%
Dysert, Zac	0	0.0%	0	0.0%	0	0.0%	0	0.0%
Franklin, Orlando	72	100.0%	5	22.7%	72	100.0%	5	22.7%
Green, Virgil	6	8.3%	9	40.9%	6	8.3%	9	40.9%
Hillman, Ronnie	0	0.0%	0	0.0%	0	0.0%	0	0.0%
Holliday, Trindon	0	0.0%	4	18.2%	0	0.0%	4	18.2%
Justice, Winston	0	0.0%	0	0.0%	0	0.0%	0	0.0%
Kuper, Chris	0	0.0%	0	0.0%	0	0.0%	0	0.0%
Manning, Peyton	72	100.0%	0	0.0%	72	100.0%	0	0.0%
Moreno, Knowshon	50	69.4%	0	0.0%	50	69.4%	0	0.0%
Osweiler, Brock	0	0.0%	0	0.0%	0	0.0%	0	0.0%
Ramirez, Manny	72	100.0%	5	22.7%	72	100.0%	5	22.7%
Tamme, Jacob	7	9.7%	13	59.1%	7	9.7%	13	59.1%
Thomas, Demaryius	68	94.4%	2	9.1%	68	94.4%	2	9.1%
Thomas, Julius	66	91.7%	0	0.0%	66	91.7%	0	0.0%
Vallos, Steve	0	0.0%	7	31.8%	0	0.0%	7	31.8%
Vasquez, Louis	72	100.0%	5	22.7%	72	100.0%	5	22.7%
Welker, Wes	68	94.4%	0	0.0%	68	94.4%	0	0.0%

## POSTSEASON PLAY-TIME ANALYSIS (DEF.)

vs S.D. (1/12)

Postseason Totals

	Def.	Pct.	ST	Pct.	Def.	Pct.	ST	Pct.
Adams, Mike	51	100.0%	10	45.5%	51	100.0%	10	45.5%
Ayers, Robert	30	58.8%	4	18.2%	30	58.8%	4	18.2%
Bailey, Champ	28	54.9%	0	0.0%	28	54.9%	0	0.0%
Bolden, Omar	0	0.0%	11	50.0%	0	0.0%	11	50.0%
Bruton, David	9	17.6%	17	77.3%	9	17.6%	17	77.3%
Carter, Tony	0	0.0%	0	0.0%	0	0.0%	0	0.0%
Harris, Chris	26	51.0%	0	0.0%	26	51.0%	0	0.0%
Fua, Sione	0	0.0%	0	0.0%	0	0.0%	0	0.0%
Huff, Michael	19	37.3%	0	0.0%	19	37.3%	0	0.0%
Ihenacho, Duke	36	70.6%	9	40.9%	36	70.6%	9	40.9%
Irving, Nate	25	49.0%	11	50.0%	25	49.0%	11	50.0%
Jackson, Malik	38	74.5%	3	13.6%	38	74.5%	3	13.6%
Jammer, Quentin	25	49.0%	13	59.1%	25	49.0%	13	59.1%
Johnson, Steven	0	0.0%	17	77.3%	0	0.0%	17	77.3%
Knighton, Terrance	32	62.7%	8	36.4%	32	62.7%	8	36.4%
Lenon, Paris	23	45.1%	6	27.3%	23	45.1%	6	27.3%
Marshall, Brandon	0	0.0%	11	50.0%	0	0.0%	11	50.0%
Mincey, Jeremy	14	27.5%	1	4.5%	14	27.5%	1	4.5%
Phillips, Shaun	42	82.4%	0	0.0%	42	82.4%	0	0.0%
Rodgers-Cromartie, D.	50	98.0%	8	36.4%	50	98.0%	8	36.4%
Trevathan, Danny	51	100.0%	2	9.1%	51	100.0%	2	9.1%
Unrein, Mitch	11	21.6%	6	27.3%	11	21.6%	6	27.3%
Webster, Kayvon	1	2.0%	7	31.8%	1	2.0%	7	31.8%
Williams, Sylvester	29	56.9%	1	4.5%	29	56.9%	1	4.5%
Wolfe, Derek	0	0.0%	0	0.0%	0	0.0%	0	0.0%
Woodyard, Wesley	21	41.2%	11	50.0%	21	41.2%	11	50.0%

## POSTSEASON PLAY-TIME ANALYSIS (S.T.)

vs S.D. (1/12)

Postseason Totals

	O/D	Pct.	ST	Pct.	O/D	Pct.	ST	Pct.
Brewer, Aaron	-	-	5	22.7%	-	-	5	22.7%
Colquitt, Britton	-	-	5	22.7%	-	-	5	22.7%
Prater, Matt	-	-	10	45.5%	-	-	10	45.5%

## BRONCOS 2013 GAME-BY-GAME STATISTICS

	vs. Bal. (9/5)	at NYG (9/15)	vs. Dak. (9/23)	vs. Phi. (9/29)	at Dal. (10/6)	vs. Jac. (10/13)	at Ind. (10/20)	vs. Was. (10/27)	at S.D. (11/10)	vs. K.C. (11/17)	at N.E. (11/24)	at K.C. (12/1)	vs. Ten. (12/8)	vs. S.D. (12/12)	at Hou. (12/22)	at Oak. (12/29)	REG. SEASON TOTAL	vs. S.D. (1/12)	POSTSEASON TOTAL
<b>First Downs</b>																			
Total	24	23	31	35	34	26	23	29	22	24	28	25	39	19	25	28	435	26	26
Rushing	2	5	9	11	9	8	2	6	5	6	15	6	9	1	4	9	107	13	13
Passing	20	18	20	19	20	14	19	23	17	15	11	17	25	16	20	19	293	11	11
Penalty	2	0	2	5	5	4	2	0	0	3	2	2	5	2	1	0	35	2	2
<b>Third-Down Efficiency</b>																			
Converted	8	8	5	5	9	7	5	4	3	6	9	8	5	2	2	9	95	9	9
Attempts	15	15	9	8	13	13	16	12	8	16	18	14	13	9	11	15	205	13	13
Efficiency	53.3%	53.3%	55.6%	62.5%	69.2%	53.9%	31.3%	33.3%	37.5%	37.5%	50.0%	57.1%	38.5%	22.2%	18.2%	60.0%	46.3%	69.2	69.2
<b>Fourth-Down Efficiency</b>																			
Converted	0	0	0	0	0	1	1	2	0	0	0	0	3	1	0	0	8	0	0
Attempts	0	0	0	0	0	1	1	2	0	0	0	0	3	1	1	0	9	0	0
Efficiency	0%	0%	0%	0%	0%	100%	100%	100%	0%	0%	0%	0%	100%	100%	0%	0%	89%	0	0
<b>Total Offense</b>																			
Net Yards	510	414	536	472	517	407	429	446	397	427	412	535	551	295	511	458	7317	363	363
Plays	68	72	73	71	73	71	73	80	60	76	86	66	91	53	70	73	1156	70	70
Avg./play	7.5	5.8	7.3	6.6	7.1	5.7	5.9	5.6	6.6	5.6	4.8	8.1	6.1	5.6	7.3	6.3	6.3	5.2	5.2
<b>Rushing</b>																			
Net Yards	65	107	164	141	103	112	64	107	84	104	280	132	154	18	114	124	1873	133	133
Attempts	23	29	35	33	31	29	20	34	22	36	48	31	32	11	18	29	461	34	34
Avg./rush	2.8	3.7	4.7	4.3	3.3	3.9	3.2	3.1	3.8	2.9	5.8	4.3	4.8	1.6	6.3	4.3	4.1	3.9	3.9
TFL - yds.	2-3	2-6	0-0	2-3	4-9	3-11	2-3	2-3	1-2	1-1	2-2	4-11	2-4	3-9	0-0	4-10	34-77	2-3	2-3
<b>Passing</b>																			
Net Yards	445	307	372	331	414	295	365	339	313	323	132	403	397	277	397	334	5,444	230	230
Sacks	3	0	1	1	0	0	4	2	2	0	2	0	0	1	1	3	20	0	0
Yds. Lost	17	0	2	6	0	0	21	15	17	0	18	0	0	12	3	17	128	0	0
Gross Yds.	462	307	374	337	414	295	386	354	330	323	150	403	397	289	400	351	5,572	230	230
Attempts	42	43	37	37	42	42	49	44	36	40	36	35	59	41	51	41	675	36	36
Compl.	27	30	32	30	33	28	29	30	25	24	19	22	39	27	32	34	461	25	25
Pct.	64.3%	69.8%	86.5%	81.1%	78.6%	66.7%	59.2%	68.2%	69.4%	60.0%	52.8%	62.9%	66.1%	65.9%	62.7%	82.9%	68.3%	69.4	69.4
Int.	0	0	0	0	1	1	1	3	0	0	1	2	0	1	0	0	10	1	1
Avg./play	9.9	7.1	9.8	8.7	9.9	7.0	6.9	7.4	8.2	8.1	3.5	11.5	6.7	6.6	7.6	7.6	7.9	6.4	6.4
<b>Kickoffs</b>																			
No.	8	8	8	9	9	6	8	8	5	6	6	6	9	5	7	7	115	5	5
In End Zone-TB	8-8	8-3	8-6	9-8	8-4	6-6	6-3	8-8	5-5	6-5	3-3	6-3	8-4	4-4	7-6	7-5	107-81	5-5	5-5
<b>Punts</b>																			
No.	7	5	1	2	0	3	7	3	5	6	8	3	2	4	6	4	66	0	0
Yards	319	210	37	92	0	129	331	147	233	275	325	132	65	186	292	120	2893	0	0
Avg.	45.6	42.0	37.0	46.0	0.0	43.0	47.3	49.0	46.6	45.8	40.6	44.0	32.5	46.5	48.7	30.0	43.8	0	0
Net Avg.	40.9	39.4	37.0	35.5	0.0	42.3	42.3	37.0	42.6	40.3	35.8	44.0	32.5	43.8	37.0	24.8	38.8	0	0
Had Blocked	0	0	0	0	0	0	0	0	0	0	0	0	0	0	0	1	1	0	0
<b>Kicks, Had Blocked</b>																			
Field Goals-PATs	0-0	0-0	0-0	0-0	0-0	0-0	0-0	0-0	0-0	0-0	0-0	0-0	0-0	0-0	0-0	0-0	0-0	0-0	0-0
<b>Punt Returns</b>																			
No.	6	4	3	2	1	1	4	1	2	3	4	3	4	0	5	1	44	3	3
Yards	63	121	34	0	9	1	16	10	6	17	13	5	27	0	21	0	343	66	66
Avg.	10.5	30.3	11.3	0.0	9.0	1.0	4.0	10.0	3.0	5.7	3.3	1.7	6.8	0.0	4.2	0.0	7.8	22	22
<b>Kickoff Returns</b>																			
No.	0	2	1	1	4	0	4	1	4	1	3	4	5	4	4	1	39	3	3
Yards	0	34	8	105	93	0	123	30	103	28	36	81	126	108	99	0	974	77	77
Avg.	0.0	17.0	8.0	105.0	23.3	0.0	30.8	30.0	25.8	28.0	12.0	20.3	25.2	27.0	24.8	0.0	25.0	25.7	25.7
<b>Interception Returns</b>																			
No.	2	4	0	0	1	2	0	4	0	0	0	1	1	0	2	0	17	0	0
Yards	29	0	0	0	0	10	0	97	0	0	0	0	2	0	3	0	141	0	0
Avg.	14.5	0.0	0.0	0.0	0.0	5.0	0.0	24.3	0.0	0.0	0.0	0.0	2.0	0.0	1.5	0.0	8.3	0	0
<b>Penalties</b>																			
Number	8	13	5	2	5	4	12	6	3	13	9	10	7	6	8	6	117	6	6
Yds. Lost	61	132	40	25	55	31	103	57	28	82	85	75	60	43	67	56	1000	50	50
<b>Fumbles</b>																			
No.	3	2	3	0	2	3	4	1	2	1	5	0	0	0	1	0	27	1	1
Lost	2	1	2	0	1	2	2	1	1	1	3	0	0	0	0	0	16	1	1
<b>Touchdowns</b>																			
Total TDs	7	5	4	7	6	5	4	6	4	3	4	5	6	2	4	4	76	3	3
Rush	0	2	1	1	2	3	1	1	0	2	1	0	2	0	0	0	16	1	1
Pass	7	2	3	4	4	2	3	4	4	1	2	5	4	2	4	4	55	2	2
Returns	0	1	0	2	0	0	0	1	0	0	1	0	0	0	0	0	5	0	0
<b>Extra Points</b>																			
Made-Attempts	7-7	5-5	4-4	7-7	6-6	5-5	3-4	6-6	4-4	3-3	4-4	5-5	6-6	2-2	4-4	4-4	75-76	3-3	3-3
Kicking Md.-Att.	7-7	5-5	4-4	7-7	6-6	5-5	3-3	6-6	4-4	3-3	4-4	5-5	6-6	2-2	4-4	4-4	75-75	3-3	3-3
Rushing Md.-Att.	0-0	0-0	0-0	0-0	0-0	0-0	0-0	0-0	0-0	0-0	0-0	0-0	0-0	0-0	0-0	0-0	0-0	0-0	0-0
Passing Md.-Att.	0-0	0-0	0-0	0-0	0-0	0-0	0-1	0-0	0-0	0-0	0-0	0-0	0-0	0-0	0-0	0-0	0-1	0-0	0-0
<b>Field Goals</b>																			
Made-Attempts	0-0	2-2	3-3	1-1	3-3	0-0	2-2	1-1	0-0	2-3	1-1	0-0	3-3	2-2	3-3	2-2	25-26	1-2	1-2
<b>Red Zone Efficiency</b>																			
Scored-Attempts	2-2	2-3	4-6	5-5	6-7	4-5	3-5	3-4	2-2	3-4	3-4	3-3	5-7	2-3	1-3	3-4	51-67	3-4	3-4
Efficiency	100%	66.7%	66.7%	100%	85.7%	80%	60%	75%	100%	75%	75%	100%	71%	66.7%	33%	75%	76.1%	75%	75%
<b>Goal-to-Go Efficiency</b>																			
Scored-Attempts	2-2	1-2	2-2	3-3	6-7	3-4	1-3	3-4	1-1	2-2	1-2	2-2	5-7	1-1	1-2	3-3	37-47	3-4	3-4
Efficiency	100%	50%	100%	100%	85.7%	75%	33.3%	75%	100%	100%	50%	100%	71%	100%	50%	100%	78.7%	75%	75%
Safeties	0	0	0	0	0	0	0	0	0	0	0	0	0	0	0	0	0	0	0
Total Points	49	41	37	52	51	35	33	45	28	27	31	35	51	20	37	34	606	24	24
Time of Poss. Avg.	26:12	28:02	35:24	33:22	32:34	28:45	28:13	32:00	21:57	29:53	38:58	28:04	39:20	21:11	28:53	35:29	30:06	35:27	35:27

OPPONENTS 2013 GAME-BY-GAME STATISTICS

	vs. Bal. (9/5)	at NYG (9/15)	vs. Oak. (9/23)	vs. Phi. (9/29)	at Dal. (10/6)	vs. Jac. (10/13)	at Ind. (10/20)	vs. Was. (10/27)	at S.D. (11/10)	vs. K.C. (11/17)	at N.E. (11/24)	at K.C. (12/1)	vs. Ten. (12/8)	vs. S.D. (12/12)	at Hou. (12/22)	at Oak. (12/29)	REG. SEASON TOTAL	vs. S.D. (1/12)	POSTSEASON TOTAL
<b>First Downs</b>																			
Total	24	28	13	21	24	20	19	22	20	24	27	27	15	24	14	17	339	13	13
Rushing	3	3	2	9	3	4	5	8	7	5	3	11	8	11	5	3	90	1	1
Passing	18	15	11	12	20	15	11	11	11	14	21	12	6	10	8	13	208	10	10
Penalty	3	10	0	0	0	1	3	3	2	5	3	4	1	3	1	1	41	2	2
<b>Third-Down Efficiency</b>																			
Converted	8	1	5	8	4	5	5	6	7	4	6	5	2	6	6	5	83	4	4
Attempts	22	11	12	16	6	14	17	14	16	13	14	13	9	12	16	13	218	12	12
Efficiency	36.4%	9.0%	41.7%	50.0%	66.7%	35.7%	29.4%	42.9%	43.8%	30.8%	42.9%	38.5	22.2%	50.0%	37.5%	38.5%	38.1%	33.3	33.3
<b>Fourth-Down Efficiency</b>																			
Converted	0	0	0	0	0	0	0	0	1	0	0	1	2	0	0	0	4	1	1
Attempts	1	1	1	0	0	3	0	0	1	1	1	2	3	0	0	1	15	1	1
Efficiency	0%	0%	0%	0%	0%	0%	0%	0%	100%	0%	0%	50%	66.7%	0%	0%	0%	26.7%	100	100
<b>Total Offense</b>																			
Net Yards	393	376	342	450	522	362	334	266	329	344	440	452	254	337	240	255	5696	259	259
Plays	87	69	51	69	54	71	71	70	68	73	84	67	48	66	66	60	1074	49	49
Avg./play	4.5	5.4	6.7	6.5	9.7	5.1	4.7	3.8	4.8	4.7	5.2	6.7	5.3	5.1	3.6	4.3	5.3	5.3	5.3
<b>Rushing</b>																			
Net Yards	58	23	49	166	52	71	121	112	131	144	116	159	96	177	87	64	1626	65	65
Attempts	21	19	17	35	14	27	31	28	35	25	31	25	22	44	26	20	420	18	18
Avg./rush	2.8	1.2	2.9	4.7	3.7	2.6	3.9	4.0	3.7	5.8	3.7	6.4	4.4	4.0	3.3	3.2	3.9	3.6	3.6
TFL - yds.	4-6	5-13	4-11	3-8	2-4	5-10	5-9	2-5	2-5	1-3	2-4	1-1	2-12	4-6	3-5	2-3	47-105	0-0	0-0
<b>Passing</b>																			
Net Yards	335	353	293	284	470	291	213	154	198	200	324	293	158	160	153	191	4070	194	194
Sacks	4	1	3	3	4	2	2	3	4	3	3	0	2	2	3	2	41	4	4
Yds. Lost	27	9	23	13	36	12	15	26	20	30	20	0	14	6	23	16	290	23	23
Gross Yds.	362	362	316	297	506	303	228	180	218	230	344	293	172	166	176	207	4360	217	217
Attempts	62	49	31	31	36	42	38	39	29	45	50	42	24	20	37	38	613	27	27
Compl.	34	28	21	17	25	27	21	20	19	21	34	26	13	12	18	21	357	18	18
Pct.	54.8%	57.1%	67.7%	54.8%	69.4%	64.3%	55.3%	51.3%	65.5%	46.7%	68.0%	62%	54%	60%	48.6%	55.3%	58.2%	66.6%	66.6%
Int.	2	4	0	0	1	2	0	4	0	0	0	1	1	0	2	0	17	0	0
Avg./play	5.1	7.1	8.6	8.4	11.8	6.6	5.3	3.7	6.0	4.2	6.1	7.0	6.1	7.3	3.8	4.8	6.4	6.3	6.3
<b>Kickoffs</b>																			
No.	6	6	4	5	8	5	8	4	5	4	7	5	5	6	4	3	85	4	4
In End Zone-TB	6-6	4-3	2-2	5-4	7-4	5-5	8-4	4-3	5-1	4-3	4-4	2-1	5-0	5-1	2-0	1-1	69-42	2-0	2-0
<b>Punts</b>																			
No.	10	5	6	5	1	3	9	7	5	7	6	5	4	3	8	5	89	4	4
Yards	456	231	315	191	51	135	440	274	238	358	267	229	201	126	359	229	4100	207	207
Avg.	45.6	46.2	52.5	47.8	51.0	45.0	48.9	39.1	47.6	51.1	44.5	45.8	50.3	42.0	44.9	45.8	46.1	51.8	51.8
Net Avg.	39.3	22.0	43.5	30.2	42.0	44.7	47.1	37.7	46.4	40.1	39.0	44.8	43.5	42.0	42.3	41.8	40.4	30.3	30.3
Had Blocked	1	0	0	1	0	0	0	0	0	0	0	0	0	0	0	0	2	0	0
<b>Kicks, Had Blocked</b>																			
Field Goals-PATs	0-0	0-0	0-0	0-0	0-0	0-0	0-0	0-0	0-0	0-0	0-0	0-0	0-0	0-0	0-0	0-0	0-0	0-0	0-0
<b>Punt Returns</b>																			
No.	1	2	0	1	0	2	3	2	0	5	3	1	0	2	5	1	28	0	0
Yards	13	13	0	21	0	2	35	36	0	33	39	0	0	11	70	1	274	0	0
Avg.	13.0	6.5	0.0	21.0	0.0	1.0	11.7	18.0	0.0	6.6	13.0	0.0	0.0	5.5	14.0	1.0	9.8	0	0
<b>Kickoff Returns</b>																			
No.	0	5	2	1	5	0	4	0	0	1	3	3	5	0	1	2	32	0	0
Yards	0	121	45	26	123	0	104	0	0	23	51	161	209	0	22	51	936	0	0
Avg.	0.0	24.2	22.5	26.0	24.6	0.0	26.0	0.0	0.0	23.0	17.0	53.7	41.8	0.0	22.0	25.5	29.3	0.0	0.0
<b>Interception Returns</b>																			
No.	0	0	0	0	1	1	1	3	0	0	1	2	0	1	0	0	10	1	1
Yards	0	0	0	0	0	59	4	42	0	0	0	20	0	6	0	0	131	0	0
Avg.	0.0	0.0	0.0	0.0	0.0	59.0	4.0	14.0	0.0	0.0	0.0	10.0	0.0	6.0	0.0	0.0	13.1	0	0
<b>Penalties</b>																			
Number	7	4	8	8	9	7	6	1	6	9	5	9	8	4	4	2	97	8	8
Yds. Lost	53	16	77	62	81	62	52	5	40	53	36	102	66	35	57	10	807	63	63
<b>Fumbles</b>																			
No.	1	0	1	0	1	2	1	3	1	2	6	1	1	1	1	3	25	0	0
Lost	0	0	0	0	1	0	1	1	0	1	3	0	1	0	0	1	9	0	0
<b>Touchdowns</b>																			
Total TDs	3	2	3	2	6	2	4	3	2	2	4	4	4	3	1	2	47	2	2
Rush	1	1	1	1	1	1	1	1	1	0	1	1	3	1	0	0	15	0	0
Pass	2	1	2	1	5	0	3	1	1	2	3	2	1	2	1	2	29	2	2
Returns	0	0	0	0	0	1	0	1	0	0	0	1	0	0	0	0	3	0	0
<b>Extra Points</b>																			
Made-Attempts	3-3	2-2	3-3	2-2	5-6	1-2	4-4	3-3	2-2	2-2	4-4	4-4	4-4	3-3	1-1	2-2	45-47	2-2	2-2
Kicking Md.-Att.	3-3	2-2	3-3	2-2	4-4	1-1	4-4	3-3	2-2	2-2	4-4	4-4	4-4	3-3	1-1	2-2	44-44	2-2	2-2
Rushing Md.-Att.	0-0	0-0	0-0	0-0	0-1	0-0	0-0	0-0	0-0	0-0	0-0	0-0	0-0	0-0	0-0	0-0	0-1	0-0	0-0
Passing Md.-Att.	0-0	0-0	0-0	0-0	1-1	0-1	0-0	0-0	0-0	0-0	0-0	0-0	0-0	0-0	0-0	0-0	1-2	0-0	0-0
<b>Field Goals</b>																			
Made-Attempts	2-2	3-3	0-0	2-3	2-2	2-2	3-3	0-0	2-3	1-1	2-2	0-0	0-0	2-2	2-2	0-1	23-27	1-2	1-2
<b>Red Zone Efficiency</b>																			
Scored-Attempts	3-5	1-3	2-3	2-5	5-6	1-3	3-4	2-2	2-4	2-4	4-6	3-5	2-2	2-4	1-2	2-2	37-60	2-3	2-3
Efficiency	60.0%	33.3%	66.7%	40.0%	83.3%	33.3%	75%	100%	50%	50%	66.7%	60%	100%	50%	50%	100%	61.7%	66.7%	66.7%
<b>Goal-to-Go Efficiency</b>																			
Scored-Attempts	2-3	1-1	1-2	2-2	5-6	1-2	0-1	2-2	1-1	2-3	3-3	2-3	2-2	0-0	0-0	1-1	25-32	0-0	0-0
Efficiency	66.7%	100.0%	50.0%	100.0%	83.3%	50.0%	0.0%	100.0%	100.0%	66.7%	100.0%	66.7%	100.0%	0.0%	0.0%	100.0%	78.1%	0%	0%
Safeties	0	0	0	0	0	0	1	0	0	0	0	0	0	0	0	0	1	0	0
Total Points	27	23	21	20	48	19	39	21	20	17	34	28	28	27	13	14	399	17	17
Time of Poss. Avg.	33:48	31:58	24:36	26:38	27:26	31:15	31:47	28:00	38:03	30:07	34:06	31:56	20:40	28:49	31:07	24:31	29:54	24:33	24:33





# DENVER BRONCOS 2013 HALF-BY-HALF STATISTICS

## FIRST HALF

	Pts.	Yds.	Rush	Pass	1st Dwn.	3rd Dwn.	4th Dwn.	TOP	Penalties
						Md. Att.	Pct.		No. Yds.
Denver	14	174	20	154	9	3 7	42.9%	0 0 0%	10:50 3 20
vs. Baltimore (9/5)	17	229	55	174	15	6 12	50.0%	0 0 0%	19:10 4 30
Denver	10	232	34	200	12	4 9	44.4%	0 0 0.0%	13:45 6 53
at N.Y.G. (9/15)	9	199	19	180	10	1 7	14.3%	0 0 0.0%	16:15 2 11
Denver	27	319	55	264	16	2 5	40.0%	0 0 0.0%	17:03 4 30
vs. Oakland (9/23)	7	159	45	114	5	2 7	28.6%	0 0 0.0%	12:57 4 30
Denver	21	211	48	163	12	3 5	60.0%	0 0 0.0%	13:05 2 25
vs. Phi. (9/29)	13	271	101	170	13	5 9	55.6%	0 0 0.0%	16:55 5 35
Denver	28	242	79	163	16	3 4	75.0%	0 0 0.0%	11:02 1 10
at Dallas (10/6)	20	241	49	192	14	2 4	50.0%	0 0 0.0%	18:58 6 60
Denver	14	165	35	130	10	3 7	42.9%	0 0 0.0%	13:53 3 21
vs. Jac. (10/13)	12	175	26	149	9	2 9	22.2%	0 2 0.0%	16:07 3 31
Denver	14	134	33	101	7	3 8	37.5%	0 0 0.0%	12:11 4 19
at Ind. (10/20)	26	232	48	184	11	4 10	40.0%	0 0 0.0%	17:49 3 15
Denver	7	178	52	126	11	2 5	40.0%	0 0 0.0%	13:07 3 17
vs. Was. (10/27)	7	156	84	72	11	5 10	50.0%	0 0 0.0%	16:53 0 0
Denver	21	246	9	237	12	2 4	50.0%	0 0 0.0%	7:31 2 23
at San Diego (11/10)	6	199	113	86	12	2 8	25.0%	1 1 100.0%	22:29 2 20
Denver	17	249	47	202	15	4 8	50.0%	0 0 0.0%	14:34 6 31
vs. K.C. (11/17)	10	183	89	94	14	2 6	33.3%	0 0 0.0%	15:26 4 15
Denver	24	188	137	51	12	5 9	55.6%	0 0 0.0%	17:09 4 45
at N.E. (11/24)	0	134	73	61	8	3 7	42.9%	0 1 0.0%	12:51 2 15
Denver	14	214	32	182	10	3 7	42.9%	0 0 0.0%	12:16 2 15
at Kansas City (12/1)	21	238	106	132	13	2 5	40.0%	0 0 0.0%	17:44 3 25
Denver	20	299	80	219	18	3 8	37.5%	2 2 100.0%	19:16 6 50
vs. Tennessee (12/8)	21	152	55	97	8	1 5	20.0%	1 1 100.0%	10:44 5 36
Denver	10	121	15	106	7	1 5	20.0%	0 0 0.0%	11:00 3 15
vs. S.D. (12/12)	17	173	83	90	13	4 6	66.7%	0 0 0.0%	19:00 2 15
Denver	16	355	59	296	16	1 5	20.0%	0 1 0.0%	16:39 7 57
at Houston (12/22)	6	83	25	58	5	1 7	14.3%	0 0 0.0%	13:21 0 0
Denver	31	315	58	257	21	6 7	85.7%	0 0 0.0%	17:48 1 10
at Oakland (12/29)	0	55	28	27	4	3 7	42.9%	0 0 0.0%	12:12 1 5
Denver	14	177	77	100	13	3 5	60.0%	0 0 0.0%	16:10 2 25
vs. S.D. (1/12)	0	45	44	1	4	1 6	16.7%	0 0 0.0%	13:50 4 20
DEN. REG. SEASON TOT.	288	3642	793	2851	204	48 103	46.6%	2 3 66.7%	221:09 57 441
OPP. REG. SEASON TOT.	192	2879	999	1880	165	45 119	20.0%	2 5 40.0%	258:51 46 343
DEN. POSTSEASON TOT.	14	177	77	100	13	3 5	60.0%	0 0 0.0%	16:10 2 25
OPP. POSTSEASON TOT.	0	45	44	1	4	1 6	17%	0 0 0.0%	13:50 4 20

## SECOND HALF

	Pts.	Yds.	Rush	Pass	1st Dwn.	3rd Dwn.	4th Dwn.	TOP	Penalties
						Md. Att.	Pct.		No. Yds.
Denver	35	336	45	291	15	5 8	62.5%	0 0 0%	15:22 5 41
vs. Baltimore (9/5)	10	164	3	161	9	2 10	20.0%	0 1 0%	14:38 3 23
Denver	31	182	75	107	11	4 6	66.7%	0 0 0.0%	14:17 7 79
at N.Y.G. (9/15)	14	177	4	173	18	0 4	0.0%	0 1 0.0%	15:43 2 5
Denver	10	217	109	108	15	3 4	75.0%	0 0 0.0%	18:21 1 10
vs. Oakland (9/23)	14	183	4	179	8	3 5	60.0%	0 1 0.0%	11:39 4 47
Denver	31	261	93	168	23	2 3	66.7%	0 0 0.0%	20:17 0 0
vs. Phi. (9/29)	7	179	65	114	8	3 7	42.9%	0 0 0.0%	9:39 3 27
Denver	23	275	24	251	18	6 9	66.7%	0 0 0.0%	21:32 4 45
at Dallas (10/6)	28	281	3	278	10	2 2	100.0%	0 0 0.0%	8:28 3 21
Denver	21	242	45	165	16	4 6	66.7%	1 1 100.0%	14:52 1 10
vs. Jac. (10/13)	7	187	77	142	11	3 5	60.0%	0 1 0.0%	15:08 4 31
Denver	19	295	31	264	16	2 8	20.0%	1 1 100.0%	16:02 8 84
at Ind. (10/20)	13	102	73	29	8	1 7	14.3%	0 0 0.0%	13:58 3 37
Denver	38	268	55	213	18	2 7	28.6%	2 2 100.0%	18:53 3 40
vs. Was. (10/27)	14	110	28	82	11	1 4	25.0%	0 0 0.0%	11:07 1 5
Denver	7	151	75	76	10	1 4	25.0%	0 0 0.0%	14:26 1 5
at San Diego (11/10)	14	130	18	112	8	5 8	62.5%	0 0 0.0%	15:34 4 20
Denver	10	178	57	121	9	2 8	25.0%	0 0 0.0%	8:19 7 51
vs. K.C. (11/17)	7	159	55	106	10	2 7	28.6%	0 1 0.0%	14:41 5 38
Denver	7	142	77	65	12	2 5	40.0%	0 0 0.0%	13:56 3 25
at N.E. (11/24)	31	264	36	228	17	3 5	60.0%	0 0 0.0%	16:04 3 21
Denver	21	321	100	221	15	5 7	71.4%	0 0 0.0%	15:48 8 60
at Kansas City (12/1)	7	214	53	161	14	3 8	37.5%	1 2 50.0%	14:12 6 77
Denver	31	252	74	178	21	2 5	40.0%	1 1 100.0%	20:04 1 10
vs. Tennessee (12/8)	7	102	41	61	7	1 4	25.0%	1 2 50.0%	9:56 3 30
Denver	10	174	3	171	12	1 4	25.0%	1 1 100.0%	10:11 2 38
vs. S.D. (12/12)	10	164	94	70	11	2 6	33.3%	0 0 0.0%	19:49 2 20
Denver	21	156	55	101	9	1 6	16.7%	0 0 0.0%	12:04 1 10
at Houston (12/22)	7	157	62	95	9	5 9	55.6%	0 0 0.0%	17:46 4 57
Denver	3	143	54	85	7	3 8	37.5%	0 0 0.0%	17:41 5 46
at Oakland (12/29)	14	200	143	172	13	2 6	33.3%	0 1 0.0%	12:19 1 5
Denver	10	186	56	133	13	6 8	33.0%	0 0 0.0%	19:17 4 25
vs. S.D. (1/12)	17	214	21	130	9	3 6	50.0%	1 1 100.0%	10:43 4 43
DEN. REG. SEASON TOT.	318	3593	972	2585	227	45 98	45.9%	6 6 100.0%	252:05 57 554
OPP. REG. SEASON TOT.	204	2773	759	2163	172	38 97	39.2%	2 10 20.0%	220:41 51 464
DEN. POSTSEASON TOT.	10	186	56	133	13	6 8	33.3%	0 0 0%	19:17 4 25
OPP. POSTSEASON TOT.	17	214	21	130	9	3 6	50.0%	1 1 100%	10:43 4 43

## DENVER BRONCOS 2013 REGULAR SEASON TIME SPENT IN LEAD CHART

GAME	W/L	LED		TIED		BEHIND	
		TIME	PCT	TIME	PCT	TIME	PCT
vs. Bal. (9/5)	W, 49-27	27:30:00	45.8%	16:48:00	28.0%	15:42:00	26.2%
at NYG (9/15)	W, 41-23	42:50:00	71.4%	7:19:00	12.2%	9:51:00	16.4%
vs. Oak. (9/23)	W, 37-21	55:28:00	92.4%	4:32:00	7.6%	0:00:00	0.0%
vs. Phi. (9/29)	W, 52-20	55:19:00	92.2%	4:41:00	7.8%	0:00:00	0.0%
at Dal. (10/6)	W, 51-48	21:44:00	36.2%	11:51:00	19.8%	26:25:00	44.0%
vs. Jac. (10/13)	W, 35-19	57:09:00	95.3%	2:51:00	4.8%	0:00:00	0.0%
at Ind. (10/20)	L, 39-33	13:02:00	21.7%	6:44:00	11.2%	40:14:00	67.1%
vs. Was. (10/27)	W, 45-21	39:02:00	65.1%	9:20:00	15.6%	11:38:00	19.4%
at S.D. (11/10)	W, 28-20	54:18:00	90.5%	5:42:00	9.5%	0:00:00	0.0%
vs. K.C. (11/17)	W, 27-17	57:33:00	95.9%	2:27:00	4.1%	0:00:00	0.0%
at N.E. (11/24)	L, 34-31 (OT)	41:41:00	57.0%	21:16:00	29.1%	10:07:00	13.8%
at K.C. (12/1)	W, 35-28	21:48:00	36.3%	17:35:00	29.3%	20:37:00	34.4%
vs. Ten. (12/8)	W, 51-28	26:52:00	44.8%	2:50:00	4.7%	30:18:00	50.5%
vs. S.D. (12/12)	L, 27-20	17:05:00	28.5%	11:50:00	19.7%	31:05:00	51.8%
at Hou. (12/22)	W, 37-13	51:42:00	86.2%	8:18:00	13.8%	0:00:00	0.0%
at Oak. (12/29)	W, 34-14	52:05:00	86.8%	7:55:00	13.2%	0:00:00	0.0%
TOTAL		635:08:00	65.3%	141:59:00	14.6%	195:57:00	20.1%
AVERAGE		39:41:45		8:52:26		12:14:49	

## DENVER BRONCOS 2013 POSTSEASON TIME SPENT IN LEAD CHART

GAME	W/L	LED		TIED		BEHIND	
		TIME	PCT	TIME	PCT	TIME	PCT
vs. S.D. (1/12)	W, 24-17	47:25:00	79.0%	12:35:00	21.0%	0:00:00	0.0%
TOTAL		47:25:00	79.0%	12:35:00	21.0%	0:00:00	0.0%
AVERAGE		47:25:00		12:35:00		0:00:00	

# DENVER BRONCOS 2013 REGULAR SEASON LEADERS BY CATEGORY

Category	Player	AFC Rank	AFC Leader	NFL Rank	NFL Leader
Scoring	Prater - 150	2nd	Gostkowski, N.E. - 158	2nd	Gostkowski, N.E. - 158
Rushing Yards	Moreno - 1,038	4th	Charles, K.C. - 1,287	12th	McCoy, Phi. - 1,607
Passing Yards	Manning - 5,477	1st	Manning, Den. - 5,477	1st	Manning, Den. - 5,477
Passer Rating	Manning - 115.1	1st	Manning, Den. - 115.1	2nd	Foles, Phi. - 119.2
Receiving Yards	D. Thomas - 1,430	3rd	Gordon, Cle. - 1,646	4th	Gordon, Cle. - 1,646
Receptions	D. Thomas - 92	6th	Brown, Pit. - 110	9th	Garcon, Was. - 113
Gross Punting Avg	Colquitt - 44.5	12th	King, Oak. - 48.9	23rd	King, Oak. - 48.9
Net Punting Avg	Colquitt - 38.8	12th	Fields, Mia. - 42.4	24th	Hekker, Stl. - 44.2
Interceptions	Three players - 3	T-15th	Three players - 5	T-32nd	Sherman, Sea. - 8
Sacks	Phillips - 10.0	T-11th	Mathis, Ind. - 19.5	T-20th	Mathis, Ind. - 19.5
Kickoff Ret. Avg	Holliday - 27.7	3rd	Demps, K.C. - 30.1	T-5th	Patterson, Min. - 32.4
Punt Ret. Avg	Holliday - 8.5	8th	Doss, Bal. - 15.6	15th	Doss, Bal. - 15.6

## HOW THE BRONCOS RANK IN THE AFC AND NFL — 2013 REGULAR SEASON

Offense	Total	AFC Rank	AFC Leader	NFL Rank	NFL Leader
Points Per Game	37.9	1st	Denver - 37.9	1st	Denver - 37.9
Total Yards Per Game	457.3	1st	Denver - 457.3	1st	Denver - 457.3
Yards Per Play	6.3	1st	Denver - 6.3	2nd	Philadelphia - 6.3
Rushing Yards Per Game	117.1	8th	Buffalo - 144.2	15th	Philadelphia - 160.4
Net Passing Yds. Per Game	340.3	1st	Denver - 340.3	1st	Denver - 340.3
Interceptions (fewest)	10	T-2nd	Kansas City - 8	T-5th	Kansas City/San Francisco - 8
Sacks (fewest)	20	1st	Denver - 20	1st	Denver - 20
First Downs Per Game	27.2	1st	Denver - 27.2	1st	Denver - 27.2
Third-Down Efficiency	46.3%	2nd	San Diego - 49.0%	2nd	San Diego - 49.0%
Fourth-Down Efficiency	88.9%	1st	Denver - 88.9%	1st	Denver - 88.9%
Red-Zone Efficiency	76.1%	1st	Denver - 76.1%	1st	Denver - 76.1%
Kickoff Ret. Avg.	25.0	5th	Kansas City - 29.9	6th	Kansas City - 29.9
Punt Ret. Avg.	7.8	11th	Baltimore - 14.2	22nd	Minnesota - 15.2
Defense	Total	AFC Rank	AFC Leader	NFL Rank	NFL Leader
Points Per Game	24.9	12th	Cincinnati/Kansas City - 19.1	22nd	Seattle - 14.4
Total Yards Per Game	356.0	9th	Cincinnati - 305.5	19th	Seattle - 273.6
Yards Per Play	5.3	10th	Cincinnati - 4.7	16th	Seattle - 4.4
Rushing Yards Per Game	101.6	3rd	N.Y. Jets - 88.3	T-7th	Arizona - 84.4
Net Passing Yds. Per Game	254.4	14th	Houston - 195.2	27th	Seattle - 172.0
Interceptions Thrown (most)	17	T-5th	Buffalo - 23	T-12th	Seattle - 28
Sacks (most)	41	T-7th	Buffalo - 57	T-13th	Carolina - 60
First Downs Per Game	21.2	15th	Houston - 17.6	27th	New Orleans - 17.1
Third-Down Efficiency	38.1%	9th	Cincinnati - 32.9%	16th	Detroit - 30.3%
Fourth-Down Efficiency	26.7%	2nd	New England - 19.1%	T-2nd	New England - 19.1%
Red-Zone Efficiency	61.7%	12th	N.Y. Jets - 44.9%	25th	Seattle - 36.1%
Kickoff Ret. Avg.	29.3	16th	Jacksonville - 20.4	32nd	Chicago - 18.8
Punt Ret. Avg.	9.8	11th	Tennessee - 6.0	23rd	St. Louis - 2.6

## DENVER BRONCOS 2013 POSTSEASON LEADERS BY CATEGORY

Category	Player	AFC Rank	AFC Leader	NFL Rank	NFL Leader
Scoring	Four players - 6	T-11th	Blount, N.E. - 24	T-18th	Blount, N.E. - 24
Rushing Yards	Moreno - 82	4th	Blount, N.E. - 166	9th	Blount, N.E. - 166
Passing Yards	Manning - 230	5th	Luck, Ind. - 774	8th	Luck, Ind. - 774
Passer Rating	Manning - 93.5	3rd	Smith, K.C. - 119.7	5th	Smith, K.C. - 119.7
Receiving Yards	J. Thomas - 76	10th	Hilton, Ind. - 327	14th	Hilton, Ind. - 327
Receptions	D. Thomas - 8	T-3rd	Hilton, Ind. - 17	T-11th	Hilton, Ind. - 17
Gross Punting Avg	None	N/A	McAfee, Ind. - 51.7	N/A	McAfee, Ind. - 51.7
Net Punting Avg	None	N/A	McAfee, Ind. - 44.7	N/A	McAfee, Ind. - 44.7
Interceptions	None	N/A	Abdullah, K.C./Dennard, N.E. - 2	N/A	Abdullah, K.C./Dennard, N.E. - 2
Sacks	Phillips - 2.0	T-1st	Mathis, Ind./Phillips, Den. - 2.0	T-3rd	Brooks, S.F. - 4.5
Kickoff Ret. Avg	Holliday - 25.7	3rd	Brazill, Ind. - 30.0	4th	Brazill, Ind. - 30.0
Punt Ret. Avg	Decker - 22.0	1st	Decker, Den. - 22.0	1st	Decker, Den. - 22.0

## HOW THE BRONCOS RANK IN THE AFC AND NFL — 2013 POSTSEASON

Offense	Total	AFC Rank	AFC Leader	NFL Rank	NFL Leader
Points Per Game	24.0	4th	Kansas City - 44.0	T-4th	Kansas City - 44.0
Total Yards Per Game	363.0	5th	Kansas City - 513.0	6th	Kansas City - 513.0
Yards Per Play	5.2	6th	Indianapolis - 7.1	9th	Indianapolis - 7.1
Rushing Yards Per Game	133.0	3rd	New England - 234.0	6th	New England - 234.0
Net Passing Yds. Per Game	230.0	4th	Indianapolis - 376.5	6th	Indianapolis - 376.5
Interceptions (fewest)	1	4th	Three teams - 0	T-7th	Six teams - 0
Sacks (fewest)	0	1st	Denver - 0	1st	Denver - 0
First Downs Per Game	26.0	3rd	Kansas City - 30.0	3rd	Kansas City - 30.0
Third-Down Efficiency	69.2%	1st	Denver - 69.2%	1st	Denver - 69.2%
Fourth-Down Efficiency	0.0%	T-4th	Indianapolis/San Diego - 100.0%	T-8th	Four teams - 100.0%
Red-Zone Efficiency	75.0%	3rd	New England - 83.3%	3rd	New England - 83.3%
Kickoff Ret. Avg.	25.7	3rd	Kansas City - 26.7	4th	Kansas City - 26.7
Punt Ret. Avg.	22.0	1st	Denver - 22.0	2nd	Philadelphia - 29.0
Defense	Total	AFC Rank	AFC Leader	NFL Rank	NFL Leader
Points Per Game	17.0	T-1st	Denver/San Diego - 17.0	T-3rd	San Francisco/Seattle - 15
Total Yards Per Game	259.0	1st	Denver - 259.0	1st	Denver - 259.0
Yards Per Play	5.3	1st	Denver - 5.3	4th	New Orleans - 4.7
Rushing Yards Per Game	65.0	1st	Denver - 65.0	1st	Denver - 65.0
Net Passing Yds. Per Game	194.0	2nd	Cincinnati - 122	4th	Cincinnati - 122
Interceptions Thrown (most)	0	T-4th	New England - 4	T-7th	New England - 4
Sacks (most)	4	T-1st	Denver/Indianapolis - 4	T-3rd	San Francisco - 9
First Downs Per Game	13.0	1st	Denver - 13.0	1st	Denver - 13.0
Third-Down Efficiency	33.3%	T-1st	Cincinnati/Denver - 33.3%	T-3rd	Seattle - 25.0%
Fourth-Down Efficiency	100.0%	T-4th	Cincinnati/Indianapolis - 0.0%	T-8th	Four teams - 0.0%
Red-Zone Efficiency	66.7%	4th	New England - 0.0%	9th	New England - 0.0%
Kickoff Ret. Avg.	0.0	1st	Denver - 0.0	T-1st	Carolina/Denver - 0.0
Punt Ret. Avg.	0.0	T-1st	Three teams - 0.0	T-1st	Three teams - 0.0

## BRONCOS 2013 TD DRIVE ANALYSIS POSTSEASON IN PARENTHESES

Yards	TD TD Drive		Possession Time	TDs	Plays	TDs
	Length	Length				
1-9 yards	39 (3)	-	00:00-00:59	14	1	2
10-19 yards	12	2	01:00-01:59	3	2	5
20-29 yards	10	6	02:00-02:59	18	3	6
30-39 yards	6	3	03:00-03:59	18	4	3
40-49 yards	1	5	04:00-04:59	8 (1)	5	6
50-59 yards	-	7 (1)	05:00-05:59	6 (1)	6	8
60-69 yards	1	7	06:00-06:59	4	7	7
70-79 yards	2	12	07:00-07:59	- (1)	8	10
80-89 yards	-	26 (2)	08:00-08:59	-	9	7 (2)
90-99 yards	-	3	09:00-09:59	-	10	8
			10:00-10:59	-	11	3
			11:00-11:59	-	12	3
			12:00-12:59	-	13	2
			13:00-13:59	-	14	-(1)
			14:00-14:59	-	15	-
			15:00 +	-	16	1
<b>TOTAL</b>	<b>71 (3)</b>	<b>71 (3)</b>		<b>71 (3)</b>		<b>71 (3)</b>

## BRONCOS 2013 SCORING DRIVE LENGTH POSTSEASON IN PARENTHESES

YARDS	BRONCOS		OPPONENT	
	TD	FG	TD	FG
(MINUS)	-	-	-	1
0-9	-	-	2	1
10-19	2	3	3	2
20-29	5	3	2	1
30-39	4	5 (1)	2	4
40-49	5	2	3	4 (1)
50-59	7 (1)	6	2	2
60-69	7	4	4 (1)	4
70-79	12	2	6	4
80-89	26 (2)	-	19 (1)	-
90-99	3	-	1	-
<b>TOTAL</b>	<b>71 (3)</b>	<b>25 (1)</b>	<b>21 (2)</b>	<b>23 (1)</b>

## BRONCOS 2013 REGULAR SEASON LONGEST/SHORTEST SCORING DRIVES

### MOST PLAYS

Broncos:	16	(vs. Was., Oct. 27, TD, 83 yds., 4:59)
Opponent:	17	(at K.C., Dec. 1, TD, 80 yds., 7:44)

### FEWEST PLAYS

Broncos:	1	(twice, last vs. Was., Oct. 27, TD, 35 yds., 0:10)
Opponent:	1	(three times, last vs. Ten., Dec. 8, TD, 3 yds., 0:27)

### MOSY YARDS

Broncos:	95	(twice, last at K.C., Dec. 1, TD, 10 plays, 5:45)
Opponent:	95	(vs. Was., Oct. 27, TD, 16 plays, 7:03)

### FEWEST YARDS

Broncos:	10	(twice, last at N.E., Nov. 24, TD, 2 plays, 0:28)
Opponent:	-3	(at Ind., Oct. 20, FG, 4 plays, 1:02)

### MOST TIME

Broncos:	6:57	(at Dal., Oct. 6, TD, 13 plays, 67 yds.)
Opponent:	9:20	(at S.D., Nov. 10, FG, 14 plays, 72 yds.)

### LEAST TIME

Broncos:	0:05	(vs. Bal., Sept. 5, TD, 1 play, 24 yds.)
Opponent:	0:05	(vs. Bal., Sept. 5, TD, 1 play, 1 yd.)

## BRONCOS 2013 GAME-OPENING DRIVES

	BRONCOS			OPPONENT		
	Pts.	FD	Yds.	Pts.	FD	Yds.
vs. Bal. (9/5)	0	1	18	0	0	8
at NYG (9/15)	0	5	90	3	2	62
vs. Oak. (9/23)	7	5	55	0	0	4
vs. Phi. (9/29)	7	4	74	0	0	7
at Dal. (10/6)	0	0	22	7	6	79
vs. Jac. (10/13)	7	2	27	0	0	7
at Ind. (10/20)	0	0	4	0	0	9
vs. Was. (10/27)	7	5	77	0	0	5
at S.D. (11/10)	7	2	85	0	2	30
vs. K.C. (11/17)	3	2	17	0	0	-2
at N.E. (11/24)	0	1	19	0	2	36
at K.C. (12/1)	0	2	33	0	4	67
vs. Ten. (12/8)	7	5	74	7	3	73
vs. S.D. (12/12)	7	4	67	3	4	60
at Hou. (12/22)	3	4	78	0	0	7
at Oak. (12/29)	7	6	71	0	0	8
<b>TOTAL</b>	<b>62</b>	<b>48</b>	<b>811</b>	<b>20</b>	<b>23</b>	<b>460</b>
vs. S.D. (1/12)	7	7	86	0	2	23
<b>TOTAL</b>	<b>7</b>	<b>7</b>	<b>86</b>	<b>0</b>	<b>2</b>	<b>23</b>

## BRONCOS 2013 POSTSEASON LONGEST/SHORTEST SCORING DRIVES

### MOST PLAYS

Broncos:	14	(vs. S.D., Jan. 12, TD, 86 yds., 7:01)
Opponent:	8	(vs. S.D., Jan. 12, FG, 48 yds., 1:50)

### FEWEST PLAYS

Broncos:	9	(twice, last vs. S.D., Jan. 12, TD, 81 yds., 4:47)
Opponent:	6	(vs. S.D., Jan. 12, TD, 63 yds., 3:08)

### MOSY YARDS

Broncos:	86	(vs. S.D., Jan. 12, TD, 14 plays, 7:01)
Opponent:	80	(vs. S.D., Jan. 12, TD, 7 plays, 2:29)

### FEWEST YARDS

Broncos:	37	(vs. S.D., Jan. 12, FG, 12 plays, 5:25)
Opponent:	48	(vs. S.D., Jan. 12, FG, 8 plays, 1:50)

### MOST TIME

Broncos:	7:01	(vs. S.D., Jan. 12, TD, 14 plays, 86 yds.)
Opponent:	3:08	(vs. S.D., Jan. 12, TD, 6 plays, 63 yds.)

### LEAST TIME

Broncos:	4:47	(vs. S.D., Jan. 12, TD, 9 plays, 81 yds.)
Opponent:	1:50	(vs. S.D., Jan. 12, FG, 8 plays, 48 yds.)

## BRONCOS 2013 2ND HALF-OPENING DRIVES

	BRONCOS			OPPONENT		
	Pts.	FD	Yds.	Pts.	FD	Yds.
vs. Bal. (9/5)	7	3	80	0	0	-6
at NYG (9/15)	7	4	53	0	0	-1
vs. Oak. (9/23)	3	4	55	0	0	-3
vs. Phi. (9/29)	7	8	80	0	1	26
at Dal. (10/6)	7	5	67	7	1	83
vs. Jac. (10/13)	7	7	80	7	5	80
at Ind. (10/20)	0	0	-1	0	0	6
vs. Was. (10/27)	0	1	-1	7	2	19
at S.D. (11/10)	7	4	78	0	0	9
vs. K.C. (11/17)	0	0	1	0	0	3
at N.E. (11/24)	0	2	20	7	5	80
at K.C. (12/1)	7	4	80	0	2	38
vs. Ten. (12/8)	7	5	80	0	1	14
vs. S.D. (12/12)	0	1	14	7	4	80
at Hou. (12/22)	0	0	5	7	3	74
at Oak. (12/29)	0	2	38	0	0	1
<b>TOTAL</b>	<b>59</b>	<b>50</b>	<b>729</b>	<b>42</b>	<b>24</b>	<b>503</b>
vs. S.D. (1/12)	3	3	37	0	1	18
<b>TOTAL</b>	<b>3</b>	<b>3</b>	<b>37</b>	<b>0</b>	<b>1</b>	<b>18</b>



**BRONCOS 2013 REGULAR SEASON GAME-BY-GAME SCORING DRIVES**

Opponent	Plays	Yards	Time	Res.	Qtr	Scoring Play	Quarterback
vs. Bal. (9/5)	1	24	0:05	TD	2	J. Thomas 24 yd. pass from Manning	Manning
	6	80	2:29	TD	2	J. Thomas 23 yd. pass from Manning	Manning
	6	80	2:30	TD	3	Caldwell 28 yd. pass from Manning	Manning
	2	10	0:40	TD	3	Welker 5 yd. pass from Manning	Manning
	9	63	2:29	TD	3	Welker 2 yd. pass from Manning	Manning
	5	56	1:33	TD	4	D. Thomas 26 yd. pass from Manning	Manning
	3	80	0:59	TD	4	D. Thomas 78 yd. pass from Manning	Manning
at NYG (9/15)	4	40	0:48	TD	2	Moreno 20 yd. run	Manning
	8	56	1:32	FG	2	Prater 42 yd. Field Goal	Manning
	9	53	4:28	TD	3	Welker 2 yd. pass from Manning	Manning
	7	80	2:43	TD	3	Moreno 25 yd. run	Manning
	5	36	2:34	TD	4	J. Thomas 11 yd. pass from Manning	Manning
	7	15	1:21	FG	4	Prater 47 yd. Field Goal	Manning
vs. Oak. (9/23)	8	55	3:23	TD	1	Decker 2 yd. pass from Manning	Manning
	6	24	3:42	FG	1	Prater 53 yd. Field Goal	Manning
	10	80	4:35	TD	2	Welker 12 yd. pass from Manning	Manning
	4	80	2:17	TD	2	J. Thomas 13 yd. pass from Manning	Manning
	7	38	1:30	FG	2	Prater 41 yd. Field Goal	Manning
	13	55	6:19	FG	3	Prater 40 yd. Field Goal	Manning
	8	80	3:50	TD	4	Hillman 1 yd. run	Manning
vs. Phi. (9/29)	9	74	3:52	TD	1	Welker 6 yd. pass form Manning	Manning
	11	80	6:01	TD	2	Moreno 4 yd. run	Manning
	10	80	5:06	TD	3	D. Thomas 1 yd. pass from Manning	Manning
	8	80	3:12	TD	3	D. Thomas 15 yd. pass from Manning	Manning
	7	65	3:35	TD	3	Welker 4 yd. pass from Manning	Manning
	7	30	3:49	FG	4	Prater 53 yd. Field Goal	Osweiler
at Dal. (10/6)	3	80	0:50	TD	1	J. Thomas 4 yd. pass from Manning	Manning
	7	80	3:08	TD	2	Decker 2 yd. pass from Manning	Manning
	6	41	3:27	TD	2	J. Thomas 9 yd. pass from Manning	Manning
	7	64	2:24	TD	2	Manning 1 yd. run	Manning
	13	67	6:57	TD	3	Welker 2 yd. pass from Manning	Manning
	8	50	3:45	FG	3	Prater 48 yd. Field Goal	Manning
	11	51	4:01	FG	4	Prater 50 yd. Field Goal	Manning
	9	73	4:40	TD	4	Moreno 1 yd. run	Manning
vs. Jac. (10/13)	8	14	1:57	FG	4	Prater 28 yd. Field Goal	Manning
	6	27	2:02	TD	1	J. Thomas 3 yd. pass from Manning	Manning
	12	95	6:08	TD	1	Welker 20 yd. pass from Manning	Manning
	8	80	2:44	TD	3	Moreno 1 yd. run	Manning
	8	80	3:41	TD	3	Moreno 8 yd. run	Manning
at Ind. (10/20)	5	41	2:19	TD	4	Moreno 3 yd. run	Manning
	2	56	0:46	TD	1	Decker 17 yd. pass form Manning	Manning
	8	51	4:24	TD	2	J. Thomas 12 yd. pass form Manning	Manning
	10	67	4:18	FG	3	Prater 31 yd. Field Goal	Manning
	3	80	0:48	TD	4	D. Thomas 31 yd. pass form Manning	Manning
	8	23	2:42	TD	4	Moreno 1 yd. run	Manning
vs. Was. (10/27)	7	33	1:16	FG	4	Prater 47 yd. Field Goal	Manning
	9	77	3:40	TD	1	Welker 6 yd. pass form Manning	Manning
	11	75	3:37	TD	3	Ball 4 yd. run	Manning
	16	83	4:59	TD	4	Dreessen 1 yd. pass from Manning	Manning
	1	35	0:10	TD	4	Moreno 35 yd. pass from Manning	Manning
	5	23	2:01	FG	4	Prater 19 yd. Field Goal	Manning
at S.D. (11/10)	2	25	0:34	TD	4	D. Thomas 35 yd. pass from Manning	Manning
	3	85	0:57	TD	1	J. Thomas 74 yd. pass from Manning	Manning
	7	80	2:27	TD	2	D. Thomas 11 yd. pass from Manning	Manning
	9	73	1:25	TD	2	D. Thomas 7 yd. pass from Manning	Manning
	8	78	3:26	TD	3	D. Thomas 34 yd. pass from Manning	Manning

# BRONCOS 2013 REGULAR SEASON GAME-BY-GAME SCORING DRIVES

Opponent	Plays	Yards	Time	Res.	Qtr	Scoring Play	Quarterback
vs. K.C. (11/17)	7	17	1:31	FG	1	Prater 54 yd. Field Goal	Manning
	5	84	2:25	TD	1	J. Thomas 9 yd. pass from Manning	Manning
	10	79	4:18	TD	2	Ball 1 yd. run	Manning
	6	65	3:02	TD	3	Ball 8 yd. run	Manning
	10	62	4:42	FG	4	Prater 36 yd. Field Goal	Manning
at N.E. (11/24)	2	10	0:28	TD	1	Moreno 2 yd. run	Manning
	10	35	4:29	FG	1	Prater 27 yd. Field Goal	Manning
	11	70	4:28	TD	2	Tamme 10 yd. pass from Manning	Manning
	10	80	4:31	TD	4	D. Thomas 11 yd. pass from Manning	Manning
at K.C. (12/1)	6	79	2:48	TD	2	Decker 41 yd. pass from Manning	Manning
	9	70	3:18	TD	2	Moreno 3 yd. pass from Manning	Manning
	7	80	3:09	TD	3	Decker 37 yd. pass from Manning	Manning
	5	92	2:08	TD	3	Decker 15 yd. pass from Manning	Manning
	10	95	5:45	TD	4	Decker 1 yd. pass from Manning	Manning
vs. Ten. (12/8)	13	74	5:09	TD	1	Welker 1 yd. pass from Manning	Manning
	9	51	2:24	FG	1	Prater 25 yd. Field Goal	Manning
	10	81	5:08	TD	2	J. Thomas 8 yd. pass from Manning	Manning
	8	39	0:52	FG	2	Prater 64 yd. Field Goal	Manning
	6	80	3:08	TD	3	D. Thomas 4 yd. pass from Manning	Manning
	8	43	2:56	TD	3	Moreno 1 yd. run	Manning
	13	79	6:35	FG	4	Prater 19 yd. Field Goal	Manning
	3	32	0:35	TD	4	Decker 20 yd. pass from Manning	Manning
vs. S.D. (12/12)	10	49	5:06	TD	4	Ball 5 yd. run	Manning
	7	67	3:09	TD	1	Caldwell 15 yd. pass from Manning	Manning
	9	60	3:53	FG	1	Prater 32 yd. Field Goal	Manning
	12	89	6:07	TD	4	Caldwell 5 yd. pass from Manning	Manning
at Hou. (12/22)	11	56	2:07	FG	4	Prater 42 yd. Field Goal	Manning
	12	78	4:38	FG	1	Prater 32 yd. Field Goal	Manning
	5	64	2:08	TD	2	D. Thomas 36 yd. pass from Manning	Manning
	13	69	5:10	FG	2	Prater 25 yd. Field Goal	Manning
	4	43	0:26	FG	2	Prater 44 yd. Field Goal	Manning
	2	28	0:45	TD	4	Decker 10 yd. pass from Manning	Manning
	8	55	3:03	TD	4	Decker 20 yd. pass from Manning	Manning
at Oak. (12/29)	3	56	0:48	TD	4	J. Thomas 25 yd. pass from Manning	Manning
	12	71	5:54	TD	1	Decker 3 yd. pass from Manning	Manning
	4	21	1:14	TD	1	Moreno 7 yd. pass from Manning	Manning
	11	49	4:48	FG	2	Prater 34 yd. Field Goal	Manning
	6	80	2:39	TD	2	D. Thomas 63 yd. pass from Manning	Manning
	10	89	3:13	TD	2	D. Thomas 5 yd. pass from Manning	Manning
AVERAGE	7	24	2:57	FG	4	Prater 54 yd. Field Goal	Osweiler
	7.5	59.6	3:03				
	7.1	64.9	2:59				
	8.8	44.7	3:10				

# BRONCOS 2013 POSTSEASON GAME-BY-GAME SCORING DRIVES

Opponent	Plays	Yards	Time	Res.	Qtr	Scoring Play	Quarterback
vs. S.D. (1/12)	14	86	7:01	TD	1	D. Thomas 2 yd. pass from Manning	Manning
	9	57	5:13	TD	2	Welker 3 yd. pass from Manning	Manning
	12	37	5:25	FG	3	Prater 45 yd. Field Goal	Manning
	9	81	4:47	TD	4	Moreno 3 yd. run	Manning
AVERAGE	11.0	65.3	5:36				
	10.7	74.7	5:40				
	12.0	37.0	5:25				

# DENVER BRONCOS 2013 THIRD DOWN DISTANCE CHART

Game	TOTAL THIRD DOWNS			RUSHING			PASSING			Penalty	3RD DOWN TOTALS		YARDS GAINED		3RD DOWN AVERAGES	
	Md.	Att.	Pct.	Md.	Att.	Pct.	Md.	Att.	Pct.		Yds. Needed	Yds. Gained	Run	Pass	Yds. Needed	Yds. Gained
Denver	8	15	53.3%	2	3	66.7%	6	12	50.0%	1	93	144	4	140	6.2	9.6
vs. Bal. (9/5)	8	22	36.4%	0	1	0.0%	8	21	38.1%	1	179	136	0	136	8.1	6.2
Denver	8	15	53.3%	0	0	0.0%	8	15	53.3%	0	103	87	0	87	6.9	5.8
at N.Y.G. (9/15)	1	11	9.0%	0	0	0.0%	1	11	9.0%	1	105	61	0	61	9.5	5.5
Denver	5	9	55.6%	1	1	100.0%	4	8	50.0%	1	60	70	3	67	6.7	7.8
vs. Oakland (9/23)	5	12	41.7%	0	0	0.0%	5	12	41.7%	0	98	144	0	144	8.2	12.0
Denver	5	8	62.5%	2	2	100.0%	3	6	50.0%	2	47	36	10	26	5.9	4.5
vs. Phi. (9/29)	8	16	50.0%	4	5	80.0%	4	11	36.4%	0	121	155	49	106	7.6	9.7
Denver	9	13	69.2%	4	6	80.0%	5	7	62.5%	0	55	73	4	69	4.2	5.6
at Dallas (10/6)	4	6	66.7%	0	1	0.0%	4	5	80.0%	0	51	131	7	124	8.5	21.8
Denver	7	13	53.8%	2	2	100.0%	5	11	45.5%	1	110	104	11	93	8.5	8.0
vs. Jac. (10/13)	5	14	35.7%	1	3	33.3%	4	11	36.4%	0	94	85	0	85	6.7	6.1
Denver	5	16	31.3%	0	3	0.0%	5	13	38.5%	0	113	62	1	61	7.1	3.9
at Ind. (10/20)	5	17	29.4%	2	5	60.0%	3	12	16.7%	0	103	76	17	59	6.1	4.5
Denver	4	12	33.3%	1	3	33.3%	3	9	33.3%	0	66	50	3	47	5.5	4.2
vs. Was. (10/27)	6	14	42.9%	3	5	75.0%	3	9	33.3%	1	82	50	7	43	5.9	3.6
Denver	3	8	37.5%	0	0	0.0%	3	8	37.5%	0	45	12	0	12	5.6	1.5
at S.D. (11/10)	7	16	43.8%	3	5	60.0%	4	11	36.4%	1	117	86	15	71	7.3	5.4
Denver	6	16	37.5%	1	4	25.0%	5	12	41.7%	0	110	146	8	138	6.9	9.1
vs. K.C. (11/17)	4	13	30.8%	0	1	0.0%	4	12	33.3%	1	113	49	0	49	8.7	3.8
Denver	9	18	50.0%	1	2	50.0%	8	16	50.0%	1	135	106	13	93	7.5	5.9
at N.E. (11/24)	6	14	42.9%	0	1	0.0%	6	13	46.2%	0	104	77	1	76	7.4	5.5
Denver	8	14	57.1%	1	2	50.0%	7	12	58.3%	0	97	65	5	60	6.9	4.6
at K.C. (12/1)	5	13	38.5%	2	3	66.7%	3	10	30.0%	1	113	127	14	113	8.7	9.8
Denver	5	13	38.5%	0	2	0.0%	5	11	45.5%	2	59	46	-1	47	4.5	3.5
vs. Ten. (12/8)	2	9	22.2%	0	0	0.0%	2	9	22.2%	0	80	32	0	32	8.9	3.6
Denver	2	9	22.2%	0	0	0.0%	2	9	22.2%	1	63	20	0	20	7.0	2.2
vs. S.D. (12/12)	6	12	50.0%	1	4	25.0%	5	8	62.5%	1	85	86	8	78	7.1	7.2
Denver	2	11	18.2%	0	1	0.0%	2	10	20.0%	1	76	43	1	42	6.9	3.9
at Hou. (12/22)	6	16	37.5%	1	2	50.0%	5	14	35.7%	0	143	88	9	79	8.9	5.5
Denver	9	15	60.0%	2	2	100.0%	7	13	53.8%	0	79	139	13	126	5.3	8.4
at Oak. (12/29)	5	13	38.5%	1	4	25.0%	4	9	44.4%	0	104	59	14	45	8.0	4.5
DENVER TOTAL	95	205	46.3%	17	33	51.5%	78	172	45.3%	4	1311	1203	75	1128	6.4	5.9
OPPONENT TOTAL	83	218	38.1%	18	40	45.0%	65	178	36.5%	7	1692	1442	141	1301	7.8	6.6

# DENVER BRONCOS 2013 POSTSEASON THIRD DOWN DISTANCE CHART

POSTSEASON Game	TOTAL THIRD DOWNS			RUSHING			PASSING			Penalty	3RD DOWN TOTALS		YARDS GAINED		3RD DOWN AVERAGES	
	Md.	Att.	Pct.	Md.	Att.	Pct.	Md.	Att.	Pct.		Yds. Needed	Yds. Gained	Run	Pass	Yds. Needed	Yds. Gained
Denver	9	13	69.2%	3	4	75.0%	6	9	66.7%	2	61	89	12	77	4.7	6.8
vs. S.D. (1/12)	4	12	33.3%	1	1	100.0%	3	11	27.3%	0	95	73	8	65	7.9	6.1
DENVER TOTAL	9	13	69.2%	3	4	75.0%	6	9	66.7%	2	61	89	12	77	4.7	6.8
OPPONENT TOTAL	4	12	33.3%	1	1	100.0%	3	11	27.3%	0	95	73	8	65	7.9	6.1

## DENVER BRONCOS 2013 FIELD POSITION CHART

Game	OFF. DRIVES	CUMULATIVE STARTING LINE	AVG. START	INSIDE OWN 20	AT OWN 20	INSIDE 50	AT 50	PAST 50	INSIDE OPP. 20
Denver	16	555	DEN 35	1	6	13	0	3	1
vs. Bal. (9/5)	17	392	BAL 23	5	10	16	0	1	1
Denver	14	418	DEN 30	3	6	11	0	3	0
at N.Y.G. (9/15)	14	344	NYG 25	4	4	13	0	1	0
Denver	11	315	DEN 29	2	3	10	0	1	0
vs. Oakland (9/23)	11	274	OAK 25	2	6	10	0	1	0
Denver	9	207	DEN 23	1	5	11	0	0	0
vs. Phi. (9/29)	11	225	PHI 20	2	8	10	0	0	0
Denver	11	348	DEN 32	1	5	9	0	2	0
at Dallas (10/6)	11	281	DAL 26	3	4	10	0	1	0
Denver	13	384	DEN 30	3	5	11	0	2	0
vs. Jac. (10/13)	11	287	JAX 26	1	6	10	0	1	0
Denver	17	423	DEN 25	7	5	16	0	1	0
at Ind. (10/20)	18	647	IND 36	2	3	13	1	4	1
Denver	15	510	DEN 34	4	3	11	0	4	0
vs. Was. (10/27)	14	368	WAS 26	1	8	13	0	1	1
Denver	11	209	DEN 19	6	2	11	0	0	0
at S.D. (11/10)	11	339	SD 31	0	7	10	0	1	1
Denver	13	315	DEN 24	2	6	13	0	0	0
vs. K.C. (11/17)	14	403	KC 29	2	6	13	0	1	1
Denver	14	401	DEN 29	4	5	12	0	2	1
at N.E. (11/24)	18	614	NE 34	3	4	13	0	5	1
Denver	12	228	DEN 19	5	2	12	0	0	0
at K.C.(12/1)	10	233	KC 23	4	3	10	0	1	0
Denver	12	461	DEN 38	2	2	8	0	4	0
vs. Ten.(12/8)	11	291	TEN 26	3	4	10	0	1	1
Denver	9	172	DEN 19	4	1	9	0	0	0
vs. S.D. (12/12)	10	341	SD 34	1	4	7	0	3	0
Denver	14	407	DEN 29	3	1	13	0	1	0
at Hou. (12/22)	14	359	HOU 26	3	6	13	0	1	0
Denver	11	367	DEN 33	2	2	9	0	2	0
at Oak. (12/29)	11	271	OAK 25	2	6	10	0	1	0
DENVER TOTAL	202	5720	DEN 28	50	59	179	0	25	2
OPP. TOTAL	206	5669	OPP 28	38	89	181	1	24	7

## DENVER BRONCOS 2013 POSTSEASON FIELD POSITION CHART

POSTSEASON Game	OFF. DRIVES	CUMULATIVE STARTING LINE	AVG. START	INSIDE OWN 20	AT OWN 20	INSIDE 50	AT 50	PAST 50	INSIDE OPP. 20
Denver	8	271	DEN 34	2	1	8	0	1	0
vs. S.D. (1/12)	9	241	SD 27	0	6	9	0	0	0
DENVER TOTAL	8	271	DEN 34	2	1	8	0	1	0
OPPONENT TOTAL	9	241	OPP 27	0	6	9	0	0	0

DENVER BRONCOS 2013 RED ZONE CHART											
Game	Pos.	TD BREAKDOWN			SCORING EFFICIENCY			FAILED			
		TDs	Run	Pass	TD%	FGs	Score%	MFG	DWN	TO	EOH
Denver	2	2	0	2	100.0%	0	100.0%	0	0	0	0
vs. Baltimore (9/5)	5	3	1	2	60.0%	2	100.0%	0	0	0	0
Denver	3	2	0	2	66.7%	0	66.7%	0	0	1	0
at N.Y.G (9/15)	3	1	1	0	33.3%	2	100.0%	0	0	0	0
Denver	6	4	1	3	66.7%	1	83.3%	0	0	1	0
vs. Oakland (9/23)	3	2	1	1	66.7%	0	66.7%	0	1	0	0
Denver	5	5	1	4	100.0%	0	100.0%	0	0	0	0
vs. Phi. (9/29)	5	2	1	1	40.0%	2	80.0%	1	0	0	0
Denver	7	6	2	4	85.7%	1	100.0%	0	0	0	0
at Dallas (10/6)	6	5	1	4	83.3%	1	100.0%	0	0	0	0
Denver	5	4	3	1	80.0%	0	80.0%	0	0	1	0
vs. Jac. (10/13)	3	1	1	0	33.3%	1	66.7%	0	1	0	0
Denver	5	3	1	2	60.0%	1	80.0%	0	0	1	0
at Ind. (10/20)	4	3	1	2	75.0%	1	100.0%	0	0	0	0
Denver	4	3	1	2	75.0%	1	100.0%	0	0	0	0
vs. Was. (10/27)	2	2	1	1	100.0%	0	100.0%	0	0	0	0
Denver	2	2	0	2	100.0%	0	100.0%	0	0	0	0
at S.D. (11/10)	4	2	1	1	50.0%	1	75.0%	1	0	0	0
Denver	4	3	2	1	75.0%	1	100.0%	0	0	0	0
vs. K.C. (11/17)	4	2	0	2	50.0%	1	75.0%	0	0	1	0
Denver	4	3	1	2	75.0%	1	100.0%	0	0	0	0
at N.E. (11/24)	6	4	1	3	66.7%	2	100.0%	0	0	0	0
Denver	3	3	0	3	100.0%	0	100.0%	0	0	0	0
at K.C. (12/1)	5	3	1	2	60.0%	0	60.0%	0	1	1	0
Denver	7	5	2	3	71.4%	2	100.0%	0	0	0	0
vs. Ten. (12/8)	2	2	2	0	100.0%	0	100.0%	0	0	0	0
Denver	3	2	0	2	66.7%	1	100.0%	0	0	0	0
vs. S.D. (12/12)	4	2	0	2	50.0%	2	100.0%	0	0	0	0
Denver	3	1	0	1	33.3%	2	100.0%	0	0	0	0
at Houston (12/22)	2	1	0	1	50.0%	1	100.0%	0	0	0	0
Denver	4	3	1	2	75.0%	1	100.0%	0	0	0	0
at Oakland (12/29)	2	2	0	2	100.0%	0	100.0%	0	0	0	0
DENVER TOTAL	67	51	15	36	76.1%	12	94.0%	0	0	4	0
OPPONENT TOTAL	60	37	13	24	61.7%	16	88.3%	2	3	2	0

DENVER BRONCOS 2013 POSTSEASON RED ZONE CHART											
Game	Pos.	TD BREAKDOWN			SCORING EFFICIENCY			FAILED			
		TDs	Run	Pass	TD%	FGs	Score%	MFG	DWN	TO	EOH
Denver	4	3	1	2	75.0%	0	75.0%	0	0	1	0
vs. S.D. (1/12)	3	2	0	2	66.7%	1	100.0%	0	0	0	0
DENVER TOTAL	4	3	1	2	75.0%	0	75.0%	0	0	1	0
OPPONENT TOTAL	3	2	0	2	66.7%	1	100.0%	0	0	0	0

DENVER BRONCOS 2013 GOAL-TO-GO CHART											
Game	TD BREAKDOWN				SCORING EFFICIENCY			FAILED			
	Pos.	TDs	Run	Pass	TD%	FGs	Score%	MFG	DWN	TO	EOH
Denver	2	2	0	2	100.0%	0	100.0%	0	0	0	0
vs. Baltimore (9/5)	3	2	1	1	66.7%	1	100.0%	0	0	0	0
Denver	2	1	0	1	50.0%	0	50.0%	0	0	1	0
at N.Y.G. (9/15)	1	1	1	0	100.0%	0	100.0%	0	0	0	0
Denver	2	2	1	1	100.0%	0	100.0%	0	0	0	0
vs. Oakland (9/23)	2	1	1	0	50.0%	0	50.0%	0	1	0	0
Denver	3	3	1	2	100.0%	0	100.0%	0	0	0	0
vs. Phi. (9/29)	2	2	1	1	100.0%	0	100.0%	0	0	0	0
Denver	7	6	2	4	85.7%	1	100.0%	0	0	0	0
at Dallas (10/6)	6	5	1	4	83.3%	1	100.0%	0	0	0	0
Denver	4	3	2	1	75.0%	0	75.0%	0	0	1	0
vs. Jac. (10/13)	2	1	1	0	50.0%	1	100.0%	0	0	0	0
Denver	3	1	1	0	33.3%	1	66.7%	0	0	1	0
at Ind. (10/20)	1	0	0	0	0.0%	1	0.0%	0	0	0	0
Denver	4	3	1	2	75.0%	1	100.0%	0	0	0	0
vs. Was. (10/27)	2	2	1	1	100.0%	0	100.0%	0	0	0	0
Denver	1	1	0	1	100.0%	0	100.0%	0	0	0	0
at S.D. (11/10)	1	1	1	0	100.0%	0	100.0%	0	0	0	0
Denver	2	2	1	1	100.0%	0	100.0%	0	0	0	0
vs. K.C. (11/17)	3	2	0	2	66.7%	1	100.0%	0	0	0	0
Denver	2	1	1	0	50.0%	1	100.0%	0	0	0	0
at N.E. (11/24)	3	3	1	2	100.0%	0	100.0%	0	0	0	0
Denver	2	2	0	2	100.0%	0	100.0%	0	0	0	0
at K.C. (12/1)	3	2	1	1	75.0%	0	75.0%	0	0	1	0
Denver	7	5	2	3	71.4%	2	100.0%	0	0	0	0
vs. Ten. (12/8)	2	2	2	0	100.0%	0	100.0%	0	0	0	0
Denver	1	1	0	1	100.0%	0	100.0%	0	0	0	0
vs. S.D. (12/12)	0	0	0	0	0.0%	0	0.0%	0	0	0	0
Denver	2	1	0	1	50.0%	1	100.0%	0	0	0	0
at Houston (12/22)	0	0	0	0	0.0%	0	0.0%	0	0	0	0
Denver	3	3	1	2	100.0%	0	100.0%	0	0	0	0
at Oakland (12/29)	1	1	0	1	100.0%	0	100.0%	0	0	0	0
DENVER TOTAL	47	37	13	24	78.7%	7	88.9%	0	0	3	0
OPPONENT TOTAL	32	25	12	13	78.1%	5	94.7%	0	1	1	0

DENVER BRONCOS 2013 POSTSEASON GOAL-TO-GO CHART											
Game	TD BREAKDOWN				SCORING EFFICIENCY			FAILED			
	Pos.	TDs	Run	Pass	TD%	FGs	Score%	MFG	DWN	TO	EOH
Denver	4	3	1	2	75.0%	0	75.0%	0	0	1	0
vs. S.D. (1/12)	0	0	0	0	0.0%	0	0.0%	0	0	0	0
DENVER TOTAL	4	3	1	2	75.0%	0	75.0%	0	0	1	0
OPPONENT TOTAL	0	0	0	0	0.0%	0	0.0%	0	0	0	0



# BRONCOS 2013 100-YARD RUSHING AND RECEIVING / 300-YARD PASSING GAMES

## 100-YARD RUSHING GAMES

BRONCOS (2 reg. season; 0 postseason)							OPPONENTS (1 reg. season; 0 postseason)						
GAME	Player	Att.	Yds.	Avg.	LG	TDs	GAME	Player	Att.	Yds.	Avg.	LG	TDs
vs. Baltimore (9/5)			None				vs. Baltimore (9/5)			None			
at N.Y.G. (9/15)			None				at N.Y.G. (9/15)			None			
vs. Oakland (9/23)			None				vs. Oakland (9/23)			None			
vs. Philadelphia (9/29)			None				vs. Philadelphia (9/29)			None			
at Dallas (10/6)			None				at Dallas (10/6)			None			
vs. Jacksonville (10/13)			None				vs. Jacksonville (10/13)			None			
at Indianapolis (10/20)			None				at Indianapolis (10/20)			None			
vs. Washington (10/27)			None				vs. Washington (10/27)			None			
at San Diego (11/10)			None				at San Diego (11/10)			None			
vs. Kansas City (11/17)			None				vs. Kansas City (11/17)			None			
at New England (11/24)	Moreno	37	224	6.1	18	1	at New England (11/24)			None			
at Kansas City (12/1)	Ball	13	117	9	45	0	at Kansas City (12/1)			None			
vs. Tennessee (12/8)			None				vs. Tennessee (12/8)			None			
vs. San Diego (12/12)			None				vs. San Diego (12/12)	Mathews	29	127	4.4	23t	1
at Houston (12/22)			None				at Houston (12/22)			None			
at Oakland (12/29)			None				at Oakland (12/29)			None			
POSTSEASON							POSTSEASON						
vs. San Diego (1/12)			None				vs. San Diego (1/12)			None			

## 100-YARD RECEIVING GAMES

BRONCOS (13 reg. season; 0 postseason)							OPPONENTS (8 reg. season; 1 postseason)						
GAME	Player	Rec.	Yds.	Avg.	LG	TDs	GAME	Player	Rec.	Yds.	Avg.	LG	TDs
vs. Baltimore (9/5)	D. Thomas	5	161	32.2	78t	2	vs. Baltimore (9/5)			None			
	J. Thomas	5	110	22.0	44	2							
at N.Y.G. (9/15)			None				at N.Y.G. (9/15)	Cruz	8	118	14.8	51	0
vs. Oakland (9/23)	Decker	8	133	16.6	61	1	vs. Oakland (9/23)	Moore	6	124	20.7	73t	1
vs. Philadelphia (9/29)			None				vs. Philadelphia (9/29)			None			
at Dallas (10/6)	J. Thomas	9	122	13.6	29	2	at Dallas (10/6)	Williams	4	151	37.8	82t	1
								Bryant	6	141	23.5	79	2
								Witten	7	121	17.3	27	1
vs. Jacksonville (10/13)			None				vs. Jacksonville (10/13)	Blackmon	14	190	13.6	23	0
at Indianapolis (10/20)	Decker	8	150	18.8	49	1	at Indianapolis (10/20)			None			
vs. Washington (10/27)			None				vs. Washington (10/27)			None			
at San Diego (11/10)	D. Thomas	7	108	15.4	34t	3	at San Diego (11/10)			None			
vs. Kansas City (11/17)	D. Thomas	5	121	24.2	70	0	vs. Kansas City (11/17)			None			
at New England (11/24)			None				at New England (11/24)	Edelman	9	110	12.2	43	2
at Kansas City (12/1)	Decker	8	174	21.8	42	4	at Kansas City (12/1)			None			
	D. Thomas	3	106	35.3	77	0							
vs. Tennessee (12/8)	Decker	8	117	14.6	24	1	vs. Tennessee (12/8)	Hunter	4	114	28.5	57	1
vs. San Diego (12/12)			None				vs. San Diego (12/12)			None			
at Houston (12/22)	Decker	10	131	13.1	35	2	at Houston (12/22)			None			
	D. Thomas	8	123	15.4	36t	1							
at Oakland (12/29)	D. Thomas	6	113	18.8	63t	2	at Oakland (12/29)			None			
POSTSEASON							POSTSEASON						
vs. San Diego (1/12)			None				vs. San Diego (1/12)	Allen	6	142	23.7	49	2

## 300-YARD PASSING GAMES

BRONCOS (12 reg. season; 0 postseason)							OPPONENTS (5 reg. season; 0 postseason)						
GAME	Player	Cmp.-Att.	Yds.	TDs	INTs	Rtg.	GAME	Player	Cmp.-Att.	Yds.	TDs	INTs	Rtg.
vs. Baltimore (9/5)	Manning	27-42	462	7	0	141.1	vs. Baltimore (9/5)	Flacco	34-62	362	2	2	69.4
at N.Y.G. (9/15)	Manning	30-43	307	2	0	105.5	at N.Y.G. (9/15)	Manning	28-49	362	1	4	53.3
vs. Oakland (9/23)	Manning	32-37	374	3	0	135.8	vs. Oakland (9/23)			None			
vs. Philadelphia (9/29)	Manning	28-34	327	4	0	146	vs. Philadelphia (9/29)			None			
at Dallas (10/6)	Manning	33-42	414	4	1	129.6	at Dallas (10/6)	Romo	25-36	506	5	1	140
vs. Jacksonville (10/13)			None				vs. Jacksonville (10/13)	Henne	27-42	303	0	2	65.9
at Indianapolis (10/20)	Manning	29-49	386	3	1	96.1	at Indianapolis (10/20)			None			
vs. Washington (10/27)	Manning	30-44	354	4	3	94.3	vs. Washington (10/27)			None			
at San Diego (11/10)	Manning	25-36	330	4	0	135.2	at San Diego (11/10)			None			
vs. Kansas City (11/17)	Manning	24-40	323	1	0	94.1	vs. Kansas City (11/17)			None			
at New England (11/24)			None				at New England (11/24)	Brady	34-50	344	3	0	107.4
at Kansas City (12/1)	Manning	22-35	403	5	2	118.2	at Kansas City (12/1)			None			
vs. Tennessee (12/8)	Manning	39-59	397	4	0	107.8	vs. Tennessee (12/8)			None			
vs. San Diego (12/12)			None				vs. San Diego (12/12)			None			
at Houston (12/22)	Manning	32-51	400	4	0	113.2	at Houston (12/22)			None			
at Oakland (12/29)			None				at Oakland (12/29)			None			
POSTSEASON							POSTSEASON						
vs. San Diego (1/12)			None				vs. San Diego (1/12)			None			

# DENVER BRONCOS 2013 BIG-PLAY LOG

## BRONCOS RUSHING (10+Yards)

Game	Qtr.	Time	Yards	Player
vs. Bal. (9/5)			None	
at N.Y.G. (9/15)	2	14:31	20	Moreno*
	3	13:03	10	Moreno
	3	0:37	25	Moreno*
	4	14:24	14	Moreno
vs. Oak. (9/23)	3	3:33	12	Ball
	4	12:58	13	Hillman
	4	12:19	19	Hillman
vs. Phi. (9/29)	2	10:42	16	Moreno
	2	8:47	10	Moreno
	3	13:33	10	Moreno
	3	7:23	17	Moreno
	4	10:42	10	Hillman
at Dal. (10/6)	1	7:42	16	Moreno
	2	9:44	17	Hillman
	2	3:10	14	Moreno
	2	1:49	10	Moreno
	3	9:57	11	Moreno
vs. Jac. (10/13)	1	7:40	15	Ball
	3	14:36	11	Moreno
	3	6:31	11	Hillman
	3	0:50	35	Bruton
at Ind. (10/20)	3	4:02	14	Hillman
vs. Was. (10/27)	4	8:45	11	Anderson
at S.D. (11/10)	3	12:31	12	Ball
vs. K.C. (11/17)	3	5:24	11	Moreno
at N.E. (11/24)	1	15:00	11	Moreno
	1	5:26	16	Ball
	2	15:00	17	Moreno
	2	7:44	12	Moreno
	4	6:20	18	Moreno
	OT	14:23	18	Moreno
	OT	8:22	18	Moreno
at K.C. (12/1)	2	10:51	13	Moreno
	3	13:43	13	Ball
	3	5:01	45	Ball
	4	1:46	28	Ball
vs. Ten. (12/8)	1	11:06	20	Moreno
	1	6:50	25	Moreno
	2	4:43	13	Ball
	3	10:30	13	Ball
	3	10:04	15	Ball
vs. S.D. (12/12)			None	
at Hou. (12/22)	1	10:32	31	Moreno
	4	14:11	18	Moreno
	4	8:28	13	Ball
at Oak. (12/29)	1	2:25	11	Ball
	1	1:11	10	Ball
	2	2:29	10	Moreno
	3	15:00	21	Ball
vs. S.D. (1/12)	2	9:56	11	Moreno
	4	9:44	14	Moreno

## SEASON TOTALS

	No.	Yds.	Avg.	TDs
TOTALS	48	773	16.1	2

## POSTSEASON TOTALS

	No.	Yds.	Avg.	TDs
TOTALS	2	25	12.5	0

## BRONCOS PASSING (20+Yards)

Game	Qtr.	Time	Yards	Player (QB)
vs. Bal. (9/5)	2	11:40	24	J. Thomas (Manning)*
	2	5:57	44	J. Thomas (Manning)
	2	5:41	23	J. Thomas (Manning)*
	3	13:45	34	D. Thomas (Manning)
	3	12:37	28	Caldwell (Manning)*
	3	4:42	23	Moreno (Manning)
	4	14:27	27	Decker (Manning)
	4	13:19	26	D. Thomas (Manning)*
	4	4:42	78	D. Thomas (Manning)*
at N.Y.G. (9/15)	1	11:14	36	Caldwell (Manning)
	2	2:00	20	Welker (Manning)
vs. Oak. (9/23)	1	11:32	22	D. Thomas (Manning)
	2	5:57	61	Decker (Manning)
	2	1:44	20	Welker (Manning)
	4	13:38	32	Welker (Manning)
vs. Phi. (9/29)	1	14:11	33	Welker (Manning)
	2	2:00	52	Decker (Manning)
at Dal. (10/6)	1	2:59	57	Decker (Manning)
	3	12:34	27	J. Thomas (Manning)
	3	7:08	29	J. Thomas (Manning)
	4	4:47	26	D. Thomas (Manning)
vs. Jac. (10/13)	1	13:57	28	Moreno (Manning)
	1	2:50	20	Welker (Manning)*
	2	8:53	26	Welker (Manning)
	3	15:00	23	Decker (Manning)
	3	7:14	42	D. Thomas (Manning)
	4	11:03	31	D. Thomas (Manning)
at Ind. (10/20)	1	9:02	39	Decker (Manning)
	4	12:59	49	Decker (Manning)
	4	12:19	31	D. Thomas (Manning)*
	4	4:45	24	Welker (Manning)
	4	4:19	27	D. Thomas (Manning)
	4	3:22	25	Welker (Manning)
	4	1:28	20	Decker (Manning)
vs. Was. (10/27)	2	10:07	24	Welker (Manning)
	4	14:29	35	Moreno (Manning)*
	4	6:43	35	D. Thomas (Manning)*
at S.D. (11/10)	1	9:31	74	J. Thomas (Manning)*
	2	7:52	34	Decker (Manning)
	2	0:24	28	D. Thomas (Manning)
	3	11:41	34	D. Thomas (Manning)*
vs. K.C. (11/17)	1	4:13	70	D. Thomas (Manning)
	2	12:25	20	J. Thomas (Manning)
	2	11:51	29	D. Thomas (Manning)
	3	3:54	33	Decker (Manning)
	4	11:22	20	Welker (Manning)
at N.E. (11/24)	2	8:53	31	Ball (Manning)
at K.C. (12/1)	1	2:00	34	Moreno (Manning)
	2	15:00	41	Decker (Manning)*
	2	4:52	42	Decker (Manning)
	3	14:21	20	Welker (Manning)
	3	12:00	37	Decker (Manning)*
	3	8:24	77	D. Thomas (Manning)
	4	4:10	31	Moreno (Manning)
vs. Ten. (12/8)	1	1:06	24	Decker (Manning)
	2	2:48	30	Welker (Manning)
	3	12:26	38	D. Thomas (Manning)
	4	9:19	20	Decker (Manning)*
vs. S.D. (12/12)	1	14:52	22	J. Thomas (Manning)
	1	4:46	21	D. Thomas (Manning)
	1	3:15	21	Decker (Manning)
	4	15:00	21	Decker (Manning)
at Hou. (12/22)	1	7:38	35	Decker (Manning)
	2	15:00	36	D. Thomas (Manning)*
	2	0:20	23	J. Thomas (Manning)
	4	7:04	20	Decker (Manning)*
	5	4:34	25	J. Thomas (Manning)*
at Oak. (12/29)	2	5:46	63	D. Thomas (Manning)*
vs. S.D. (1/12)	4	3:06	21	J. Thomas (Manning)

## SEASON TOTALS

	No.	Yds.	Avg.	TDs
TOTALS	68	2255	33.2	18

## POSTSEASON TOTALS

	No.	Yds.	Avg.	TDs
TOTALS	1	21	21	0

\*Play resulted in a touchdown

# DENVER BRONCOS 2013 OPPONENTS BIG-PLAY LOG

## OPPONENT RUSHING (10+Yards)

Game	Qtr.	Time	Yards	Player
vs. Bal. (9/5)	1	11:09	14	Pierce
	2	0:39	12	Rice
at N.Y.G. (9/15)				None
vs. Oak. (9/23)	1	0:47	23	Pryor
vs. Phi. (9/29)	1	8:59	13	Vick
	1	0:53	10	McCoy
	3	9:34	15	McCoy
	4	12:53	10	McCoy
	4	6:02	28	Polk
at Dal. (10/6)	2	14:17	13	Murray
vs. Jac. (10/13)	3	11:34	28	Jones-Drew
at Ind. (10/20)	2	7:32	11	Luck
	3	5:08	10	Luck*
	4	14:19	30	Heyward-Bey
vs. Was. (10/27)	1	4:15	12	Morris
	2	7:22	27	Morris
	3	12:20	14	Morris
at S.D. (11/10)	2	11:04	35	Mathews
vs. K.C. (11/17)	2	8:20	35	Charles
	2	:00	25	Smith
	3	1:40	17	Smith
at N.E. (11/24)	2	12:48	33	Bolden
at K.C. (12/1)	1	5:28	15	Charles
	1	4:55	13	Smith
	1	4:09	20	Davis
	2	1:22	26	Smith
	3	11:51	15	Charles
	4	11:36	15	Charles
vs. Ten. (12/8)	2	7:07	28	Greene*
	3	7:34	18	C. Johnson
	4	11:11	11	C. Johnson
vs. S.D. (12/12)	1	11:51	18	Mathews
	1	0:46	11	Rivers
	2	14:17	10	Mathews
	3	11:14	23	Mathews*
	4	8:50	13	Mathews
at Hou. (12/22)	3	5:21	14	Karim
at Oak. (12/29)	2	11:53	11	Pryor
	4	5:08	10	Pryor
	4	3:10	10	Pryor
	4	2:00	11	Pryor
vs. S.D. (1/12)	2	13:32	16	Mathews

## REGULAR SEASON TOTALS

	No.	Yds.	Avg.	TDs
TOTALS	40	707	17.7	3

## POSTSEASON TOTALS

	No.	Yds.	Avg.	TDs
TOTALS	1	16	16	0

## OPPONENT PASSING (20+Yards)

Game	Qtr.	Time	Yards	Player (QB)
vs. Bal. (9/5)	1	10:03	29	T. Smith (Flacco)
	2	10:56	31	Clark (Flacco)
	2	2:00	23	M. Brown (Flacco)
	3	0:55	22	M. Brown (Flacco)
	4	11:19	27	Clark (Flacco)
	4	7:30	34	T. Smith (Flacco)
at N.Y.G. (9/15)	1	10:50	51	Cruz (Manning)
	2	14:16	23	Nicks (Manning)
	2	8:41	27	Myers (Manning)
	2	0:30	34	Nicks (Manning)
	4	9:40	25	Myers (Manning)
	4	4:10	23	Scott (Manning)*
vs. Oak. (9/23)	2	6:11	73	Moore (Pryor)*
	3	1:58	20	Rivera (Pryor)
	3	0:55	29	Butler (Pryor)
	4	7:24	28	Streater (Pryor)
vs. Phi. (9/29)	1	8:42	24	Celek (Vick)
	2	12:46	20	D. Jackson (Vick)
	2	11:53	35	Brown (Vick)
	2	4:30	21	McCoy (Vick)
	4	15:00	27	Celek (Vick)
	4	12:31	38	Ertz (Vick)
	4	5:05	37	Maehl (Foles)
at Dal. (10/6)	1	14:20	25	Williams (Romo)
	1	4:09	27	Witten (Romo)
	1	1:46	25	Escobar (Romo)
	2	0:28	38	Williams (Romo)
	3	7:20	82	Williams (Romo)*
	3	3:17	27	Bryant (Romo)
	3	1:03	23	Beasley (Romo)
	4	14:27	26	Witten (Romo)
	4	8:27	79	Bryant (Romo)
vs. Jac. (10/13)	1	11:05	23	J. Blackmon (Henne)
	3	12:16	20	J. Blackmon (Henne)
	4	7:04	23	Harbor (Henne)
at Ind. (10/20)	1	6:04	27	Heyward-Bey (Luck)
	2	8:45	28	Brown (Luck)
	2	5:57	20	Havili (Luck)*
	2	1:06	21	Fleener (Luck)
vs. Was. (10/27)				None
at S.D. (11/10)	1	2:52	25	Green (Rivers)
	2	4:07	22	Gates (Rivers)
	4	14:16	24	Gates (Rivers)
	4	12:10	30	Royal (Rivers)
vs. K.C. (11/17)	2	15:00	26	Bowe (Smith)
	3	10:31	21	McGrath (Smith)
	4	6:21	20	Avery (Smith)
at N.E. (11/24)	3	12:59	33	Gronkowski (Brady)
	3	1:18	43	Edelman (Brady)
at K.C. (12/1)	1	10:59	24	Bowe (Smith)
	4	3:21	26	Jenkins (Smith)
	4	2:45	28	McCluster (Smith)
	4	2:12	23	Bowe (Smith)
vs. Ten. (12/8)	1	13:09	57	Hunter (Fitzpatrick)
	2	7:26	23	C. Johnson (Fitzpatrick)
	3	4:59	41	Hunter (Fitzpatrick)*
vs. S.D. (12/12)	3	12:56	32	Brown (Rivers)
	3	3:51	20	Royal (Rivers)
at Hou. (12/22)	1	3:57	33	A. Johnson (Schaub)
	3	13:14	40	Griffin (Schaub)
at Oak. (12/29)	3	5:34	24	Moore (Pryor)
	4	5:37	22	Holmes (Pryor)
vs. S.D. (1/12)	4	15:00	30	Royal (Rivers)
	4	7:38	49	Allen (Rivers)
	4	4:42	25	Allen (Rivers)

## REGULAR SEASON TOTALS

	No.	Yds.	Avg.	TDs
TOTALS	61	1852	30.4	5

## POSTSEASON TOTALS

	No.	Yds.	Avg.	TDs
TOTALS	3	104	34.7	0

\*Play resulted in a touchdown

# DENVER BRONCOS 2013 REGULAR SEASON TAKEAWAY CHART

GAME	W/L	+/-	BRONCOS				OPPONENTS			
			INT	FUM	Total	Pts.	INT	FUM	Total	Pts.
vs. Bal. (9/5)	W	EVEN	2	0	2	7	0	2	2	14
at NYG (9/15)	W	+3	4	0	4	7	0	1	1	3
vs. Oak. (9/23)	W	-2	0	0	0	0	0	2	2	14
vs. Phi. (9/29)	W	EVEN	0	0	0	0	0	0	0	0
at Dal. (10/6)	W	EVEN	1	1	2	10	1	1	2	14
vs. Jac. (10/13)	W	-1	2	0	2	7	1	2	3	9
at Ind. (10/20)	L	-2	0	1	1	7	1	2	3	10
vs. Was. (10/27)	W	+1	4	1	5	17	3	1	4	14
at S.D. (11/10)	W	-1	0	0	0	0	0	1	1	7
vs. K.C. (11/17)	W	EVEN	0	1	1	7	0	1	1	0
at N.E. (11/24)	L	-1	0	3	3	17	1	3	4	17
at K.C. (12/1)	W	-1	1	0	1	0	2	0	2	14
vs. Ten. (12/8)	W	+2	1	1	2	14	0	0	0	0
vs. S.D. (12/12)	L	-1	0	0	0	0	1	0	1	3
at Hou. (12/22)	W	+2	2	0	2	7	0	0	0	0
at Oak. (12/29)	W	+1	0	1	1	7	0	0	0	0
TOTALS	13-3	EVEN	17	9	26	107	10	16	26	119

# DENVER BRONCOS 2013 POSTSEASON TAKEAWAY CHART

GAME	W/L	+/-	BRONCOS				OPPONENTS			
			INT	FUM	Total	Pts.	INT	FUM	Total	Pts.
vs. Bal. (9/5)	W	-2	0	0	0	0	1	1	2	0
TOTALS	1-0	-2	0	0	0	0	1	1	2	0

# DENVER BRONCOS 2013 REGULAR SEASON TURNOVER LOG (EVEN)

TAKEAWAYS (26 TOT., 17 INT, 9 FUM, 107 pts.)					
Game	Qtr.	Time	Takeaway	Player	Field Pos. Pts.
vs. Bal. (9/5)	2	11:47	Interception	Harris Jr.	BAL 24 7
	4	12:13	Interception	Trevathan	TO 0
at NYG (9/15)	2	0:16	Interception	Rodgers-Cromartie	DEN 20 0
	4	15:00	Interception	Harris Jr.	NYG 36 7
	4	7:43	Interception	Moore	DEN 20 0
	4	0:57	Interception	Carter	NDEN 20 0
vs. Oak. (9/23)				None	
vs. Phi. (9/29)				None	
at Dal. (10/6)	2	8:59	Fumble	Ihenacho	DAL 41 7
	4	2:04	Interception	Trevathan	DAL 24 3
vs. Jac. (10/13)	4	11:37	Interception	Webster	JAC 41 7
	4	0:54	Interception	Trevathan	DEN 45 0
at Ind. (10/20)	4	11:35	Fumble	Ihenacho	IND 23 7
vs. Was. (10/27)	4	13:17	Fumble	Wolfe	WAS 24 3
	4	7:17	Interception	Harris Jr.	WAS 25 7
	4	5:53	Interception	Moore	WAS 46 0
	4	2:20	Interception	Rodgers-Cromartie	TD 7
	4	2:00	Interception	Phillips	WAS 31 0
at S.D. (11/10)				None	
vs. K.C. (11/17)	1	5:36	Fumble	Jammer	DEN 16 7
at N.E. (11/24)	1	10:07	Fumble	Miller	TD 7
	1	9:30	Fumble	Knighton	NE 10 7
	1	7:33	Fumble	Trevathan	NE 44 3
at K.C. (12/1)	1	8:57	Interception	Woodyard	DEN 20 0
vs. Ten. (12/8)	3	10:37	Interception	Knighton	TEN 43 7
	4	9:56	Fumble	Adams	TEN 32 7
vs. S.D. (12/12)				None	
at Hou. (12/22)	4	14:21	Interception	Adams	HOU 28 7
	4	3:39	Interception	Rodgers-Cromartie	DEN 22 0
at Oak. (12/29)	1	6:57	Fumble	Williams	OAK 21 7
<b>BRONCOS TAKEAWAY LEADERS</b>					
Player	INT	FUM	Totals	Pts.	
Trevathan	3	1	4	6	
Harris Jr.	3	0	3	21	
Rodgers-Cromartie	3	0	3	7	
Adams	1	1	2	14	
Ihenacho	0	2	2	14	
Knighton	1	1	2	14	
Moore	2	0	2	0	
Miller	0	1	1	7	
Carter	1	0	1	0	
Jammer	0	1	1	7	
Phillips	1	0	1	0	
Webster	1	0	1	7	
Williams	0	1	1	7	
Wolfe	0	1	1	3	
Woodyard	1	0	1	0	
<b>TOTALS</b>	<b>17</b>	<b>9</b>	<b>26</b>	<b>107</b>	

GIVEAWAYS (26 TOT., 10 INT, 16 FUM, 119 pts.)					
Game	Qtr.	Time	Giveaway	Player	Field Pos. Pts.
vs. Bal. (9/5)	2	8:18	Fumble	Welker	DEN 2 7
	4	12:13	Fumble	Trevathan	BAL 20 7
at NYG (9/15)	1	10:59	Fumble	Ball	NYG 20 3
vs. Oak. (9/23)	3	2:52	Fumble	Manning	OAK 15 7
	4	2:31	Fumble	Ball	DEN 15 7
vs. Phi. (9/29)				None	
at Dal. (10/6)	1	7:05	Fumble	Decker	DEN 42 7
	3	0:09	Interception	Manning	DAL 49 7
vs. Jac. (10/13)	2	8:08	Fumble	Manning	DEN 40 3
	2	0:48	Interception	Manning	TD 6
	4	13:57	Fumble	Manning	JAC 6 0
at Ind. (10/20)	1	1:42	Fumble	Holliday	DEN 11 7
	4	7:07	Interception	Manning	DEN 20 3
	4	3:15	Fumble	Hillman	IND 3 0
vs. Was. (10/27)	3	13:06	Fumble	Manning	DEN 19 7
	3	11:34	Interception	Manning	TD 7
	4	8:06	Interception	Manning	WAS 22 0
	4	4:17	Interception	Manning	WAS 36 0
at S.D. (11/10)	3	9:41	Fumble	Manning	DEN 11 7
vs. K.C. (11/17)	1	5:42	Fumble	Manning	DEN 18 0
at N.E. (11/24)	2	0:15	Fumble	Holliday	DEN 42 0
	3	8:40	Fumble	Ball	DEN 32 7
	4	14:37	Interception	Manning	DEN 30 7
	OT	3:11	Fumble	Carter	DEN 13 3
at K.C. (12/1)	1	6:59	Interception	Manning	KC 17 7
	2	13:23	Interception	Manning	DEN 22 7
vs. Ten. (12/8)				None	
vs. S.D. (12/12)	4	5:17	Interception	Manning	DEN 33 3
at Hou. (12/22)				None	
at Oak. (12/29)				None	
<b>BRONCOS GIVEAWAY LEADERS</b>					
Player	INT	FUM	Totals	Pts.	
Manning	10	6	16	71	
Ball	0	3	3	17	
Holliday	0	2	2	7	
Carter	0	1	1	3	
Decker	0	1	1	7	
Hillman	0	1	1	0	
Trevathan	0	1	1	7	
Welker	0	1	1	7	
<b>TOTALS</b>	<b>10</b>	<b>16</b>	<b>26</b>	<b>119</b>	

# DENVER BRONCOS 2013 POSTSEASON TURNOVER LOG (-2)

TAKEAWAYS (0 TOT., 0 INT, 0 FUM, 0 pts.)					
Game	Qtr.	Time	Takeaway	Player	Field Pos. Pts.
vs. S.D. (1/12)				None	
<b>BRONCOS TAKEAWAY LEADERS</b>					
Player	INT	FUM	Totals	Pts.	
<b>TOTALS</b>	<b>0</b>	<b>0</b>	<b>0</b>	<b>0</b>	

GIVEAWAYS (2 TOT., 1 INT, 1 FUM, 0 pts.)					
Game	Qtr.	Time	Giveaway	Player	Field Pos. Pts.
vs. S.D. (1/12)	2	14:17	Fumble	J. Thomas	SD 44 0
	2	0:35	Interception	Manning	SD 20 0
<b>BRONCOS GIVEAWAY LEADERS</b>					
Player	INT	FUM	Totals	Pts.	
Manning	1	0	1	0	
J. Thomas	0	1	1	0	
<b>TOTALS</b>	<b>1</b>	<b>1</b>	<b>2</b>	<b>0</b>	

# 2013 INDIVIDUAL GAME-BY-GAME STATISTICS — BRONCOS LEADERS

	SCORING		RUSHES		RUSH YDS		RECEPTIONS		REC. YDS	
<b>Game</b>										
vs. Baltimore (9/5)	Three players	12	Moreno	9	Moreno	28	Welker	9	D. Thomas	161
at N.Y.G. (9/15)	Moreno	12	Moreno	13	Moreno	93	Decker	9	Decker	87
vs. Oakland (9/23)	Prater	13	Moreno	12	Hillman	66	D. Thomas	10	Decker	133
vs. Philadelphia (9/29)	D. Thomas, Welker	12	Moreno	12	Moreno	78	D. Thomas	9	Decker	88
at Dallas (10/6)	Prater	15	Moreno	19	Moreno	93	J. Thomas	9	J. Thomas	122
vs. Jacksonville (10/13)	Moreno	18	Moreno	15	Moreno	42	Moreno	7	Welker	63
at Indianapolis (10/20)	Prater	9	Moreno	15	Moreno	40	Decker	8	Decker	150
vs. Washington (10/27)	Prater	9	Moreno	13	Moreno	43	D. Thomas	7	Moreno	89
at San Diego (11/10)	D. Thomas	18	Moreno	15	Moreno	65	Moreno	8	D. Thomas	108
vs. Kansas City (11/17)	Ball	12	Moreno	27	Moreno	79	Welker	8	D. Thomas	121
at New England (11/24)	Prater	7	Moreno	37	Moreno	224	Tamme	5	Tamme	47
at Kansas City (12/1)	Decker	24	Moreno	15	Ball	117	Decker	8	Decker	174
vs. Tennessee (12/8)	Prater	15	Ball	15	Moreno	78	Decker	8	Decker	117
vs. San Diego (12/12)	Caldwell	12	Moreno	8	Moreno	19	Caldwell	6	Caldwell	59
at Houston (12/22)	Prater	13	Moreno	11	Moreno	76	Decker	10	Decker	131
at Oakland (12/29)	D. Thomas	12	Hillman	12	Ball	72	D. Thomas	6	D. Thomas	113
<b>AVERAGE</b>		<b>13.3</b>		<b>15.5</b>		<b>75.8</b>		<b>7.9</b>		<b>110.2</b>
<b>POSTSEASON</b>										
vs. San Diego (1/12)	Four players	6.0	Moreno	23.0	Moreno	82.0	D. Thomas	8.0	J. Thomas	76.0
	TACKLES		SACKS		INTS		PASSES DEF.		ST. TACKLES	
<b>Game</b>										
vs. Baltimore (9/5)	Ihenacho	12	Phillips	2.5	Harris, Trevathan	1	Carter	4	Three players	1
at N.Y.G. (9/15)	Trevathan	10	Trevathan	1.0	Four players	1	Carter	4	Johnson, Webster	2
vs. Oakland (9/23)	Irving, Woodyard	8	Ayers	2.0	None	0	Webster	2	Irving, Robinson	1
vs. Philadelphia (9/29)	Trevathan	10	Phillips, Wolfe	1.0	None	0	Rodgers-Cromartie	2	Brewer, Johnson	2
at Dallas (10/6)	Moore	6	Phillips	2.0	Trevathan	1	Ihenacho	2	Tamme	3
vs. Jacksonville (10/13)	Harris	11	Jackson	2.0	Trevathan, Webster	1	Bailey	3	Green, Trevathan	1
at Indianapolis (10/20)	Ihenacho	9	Knighton/Phillips	1.0	None	0	Lenon	2	Tamme	2
vs. Washington (10/27)	Trevathan	10	Three players	1.0	Four players	1	Rodgers-Cromartie	3	Irving, Tamme	1
at San Diego (11/10)	Trevathan, Woodyard	11	Four players	1.0	None	0	Harris	2	None	0
vs. Kansas City (11/17)	Phillips, Trevathan	10	Phillips	1.5	None	0	Four players	2	Bruton	2
at New England (11/24)	Woodyard	15	Miller	2.0	None	0	Two players	1	Johnson	2
at Kansas City (12/1)	Adams, Harris	6	None	0	Woodyard	1	Harris	3	Three players	1
vs. Tennessee (12/8)	Trevathan	6	Jackson, Miller	1.0	Knighton	1	Four players	1	Irving	2
vs. San Diego (12/12)	Trevathan	10	Phillips, Williams	1.0	None	0	Webster	1	Ball, Carter	1
at Houston (12/22)	Adams	9	Three players	1.0	Adams, R-Cromartie	1	Adams	3	Ball	2
at Oakland (12/29)	Bruton, Trevathan	5	Irving, Jackson	1.0	None	0	Ihenacho	1	Four players	1
<b>AVERAGE</b>		<b>9.3</b>		<b>1.3</b>		<b>0.5</b>		<b>2.3</b>		<b>1.5</b>
<b>POSTSEASON</b>										
vs. San Diego (1/12)	Four players	4.0	Phillips	2.0	None	0.0	Rodgers-Cromartie	3.0	None	0.0
	PUNT RET.		PR YDS		KICKOFF RET.		KOR YDS		PUNTS	
<b>Game</b>										
vs. Baltimore (9/5)	Holliday	4	Holliday	36	None	0	None	0	Colquitt	7
at N.Y.G. (9/15)	Holliday	4	Holliday	121	Holliday	2	Holliday	34	Colquitt	5
vs. Oakland (9/23)	Holliday	3	Holliday	34	Unrein	1	Unrein	8	Colquitt	1
vs. Philadelphia (9/29)	Holliday	2	None	0	Holliday	1	Holliday	105	Colquitt	2
at Dallas (10/6)	Holliday	1	Holliday	9	Holliday	3	Holliday	87	None	0
vs. Jacksonville (10/13)	Holliday	1	Holliday	1	None	0	None	0	Colquitt	3
at Indianapolis (10/20)	Holliday	4	Holliday	16	Holliday	4	Holliday	123	Colquitt	7
vs. Washington (10/27)	Holliday	1	Holliday	10	Holliday	1	Holliday	30	Colquitt	3
at San Diego (11/10)	Holliday	2	Holliday	6	Holliday	4	Holliday	103	Colquitt	5
vs. Kansas City (11/17)	Holliday	3	Holliday	17	Holliday	1	Holliday	28	Colquitt	6
at New England (11/24)	Welker	2	Welker	13	Holliday	3	Holliday	36	Colquitt	8
at Kansas City (12/1)	Welker	3	Welker	132	Caldwell	3	Caldwell	59	Colquitt	3
vs. Tennessee (12/8)	Welker	3	Welker	25	Caldwell	3	Caldwell	82	Colquitt	2
vs. San Diego (12/12)	None	0	None	0	Holliday	4	Holliday	108	Colquitt	4
at Houston (12/22)	Holliday	5	Holliday	21	Holliday	4	Holliday	99	Colquitt	6
at Oakland (12/29)	Holliday	1	None	0	Tamme	1	None	0	Colquitt	3
<b>AVERAGE</b>		<b>2.4</b>		<b>27.6</b>		<b>2.2</b>		<b>56.4</b>		<b>4.1</b>
<b>POSTSEASON</b>										
vs. San Diego (1/12)	Decker	3	Decker	66	Holliday	3	Holliday	77	None	0



2013 INDIVIDUAL GAME-BY-GAME STATISTICS — OPPONENT LEADERS										
Game	SCORING		RUSHES		RUSH YDS		RECEPTIONS		REC. YDS	
vs. Baltimore (9/5)	Tucker	9	Rice	12	Rice	36	Rice	8	T. Smith	92
at N.Y.G. (9/15)	J. Brown	11	Jacobs, Wilson	7	Wilson	17	Cruz	8	Cruz	118
vs. Oakland (9/23)	Three players	6	McFadden	12	Pryor	36	Moore	6	Moore	124
vs. Philadelphia (9/29)	Henery	8	McCoy	16	McCoy	73	Celek	3	Celek	57
at Dallas (10/6)	Bryant	12	Murray	12	Murray	43	Witten	7	Williams	151
vs. Jacksonville (10/13)	Scobee	7	Jones-Drew	20	Jones-Drew	71	J. Blackmon	14	J. Blackmon	190
at Indianapolis (10/20)	Vinatieri	13	Richardson	14	Richardson	37	Fletcher, Wayne	5	Wayne	50
vs. Washington (10/27)	Three players	6	Morris	17	Morris	93	Reed	8	Reed	90
at San Diego (11/10)	Novak	8	Mathews	14	Mathews	59	Three players	4	Gates	62
vs. Kansas City (11/17)	Bowe, Fasano	6	Charles	16	Charles	78	McCluster	5	Bowe	57
at New England (11/24)	Edelman	12	Bolden	13	Bolden	58	Edelman	9	Edelman	110
at Kansas City (12/1)	Four players	6	Charles	19	Charles	93	McCluster	5	Bowe	56
vs. Tennessee (12/8)	Greene	12	Johnson	12	Greene, C. Johnson	46	Hunter	4	Hunter	114
vs. San Diego (12/12)	Allen	12	Mathews	29	Mathews	127	Brown, Royal	3	Brown	54
at Houston (12/22)	Bullock	7	D. Johnson	12	Karim	30	Griffin	5	Griffin	66
at Oakland (12/29)	Streater	6	Pryor	9	Pryor	49	Streater	5	Moore	63
AVERAGE		8.8		14.6		59.1		6.2		90.9
POSTSEASON										
vs. San Diego (1/12)	Allen	12.0	Woodhead	9.0	Woodhead	29.0	Allen	6.0	Allen	142.0
Game	TACKLES		SACKS		INTS		PASSES DEF.		ST. TACKLES	
vs. Baltimore (9/5)	Bynes, J. Smith	6	Three players	1.0	None	0	D. Smith	2	McClellan	2
at N.Y.G. (9/15)	Amukamara	10	None	0.0	None	0	Three players	3	Trattou	3
vs. Oakland (9/23)	Burnett, Woodson	10	Houston	1.0	None	0	Burnett, Jenkins	1	Young	2
vs. Philadelphia (9/29)	Ryans	12	Thornton	1.0	None	0	Fletcher	1	Boykin, Carmichael	1
at Dallas (10/6)	Lee	16	None	0.0	Claiborne	1	Church, Claiborne	1	Heath	2
vs. Jacksonville (10/13)	Harris	8	None	0.0	Posluszny	1	Five players	1	Prosinski	1
at Indianapolis (10/20)	Bethea, Freeman	9	Mathis	2.0	Angerer	1	Butler	3	Brown, Havili	2
vs. Washington (10/27)	Riley	11	Jackson, Kerrigan	1.0	Hall	2	Hall	3	Amerson, Barnett	1
at San Diego (11/10)	Butler, Weddle	7	English, Williams	1.0	None	0	Butler, Te'o	1	Ajirotutu	3
vs. Kansas City (11/17)	Houston	10	None	0.0	None	0	Four players	1	Four players	1
at New England (11/24)	Ninkovich	13	Cha. Jones, Team	1.0	Ryan	1	Three players	1	Slater	2
at Kansas City (12/1)	D. Johnson	9	None	0.0	Cooper, Dumps	1	Four players	1	Hemingway	4
vs. Tennessee (12/8)	Griffin, Verner	9	None	0.0	None	0	Pollard, Verner	3	Three players	2
vs. San Diego (12/12)	Wright	7	Gilchrist	1.0	Keiser	1	Wright	2	Marshall	2
at Houston (12/22)	Sharpton	8	Mercilus	1.0	None	0	Three players	2	Tuggle	2
at Oakland (12/29)	Woodson	11	Three players	1.0	None	0	None	0	Olawale	1
AVERAGE		9.8		0.7		0.5		1.6		1.9
POSTSEASON										
vs. San Diego (1/12)	Addae	8.0	None	0.0	D. Butler	1.0	Wright	3.0	Five players	5.0
Game	PUNT RET.		PR YDS		KICKOFF RET.		KOR YDS		PUNTS	
vs. Baltimore (9/5)	Webb	1	Webb	13	None	0	None	0	Koch	9
at N.Y.G. (9/15)	Randle	2	Randle	13	Wilson	5	Wilson	121	Weatherford	5
vs. Oakland (9/23)	None	0	None	0	Ford	2	Ford	45	King	6
vs. Philadelphia (9/29)	D. Johnson	1	D. Johnson	21	D. Johnson	1	D. Johnson	26	Jones	4
at Dallas (10/6)	None	0	None	0	Harris	3	Harris	79	C. Jones	1
vs. Jacksonville (10/13)	Sanders	2	Sanders	1	None	0	None	0	Anger	3
at Indianapolis (10/20)	Hilton	3	Hilton	35	Vaughn	3	Vaughn	88	McAfee	9
vs. Washington (10/27)	Morgan	2	Morgan	36	None	0	None	0	Rocca	7
at San Diego (11/10)	None	0	None	0	None	0	None	0	Scifres	5
vs. Kansas City (11/17)	McCluster	5	McCluster	33	Davis	1	Davis	23	D. Colquitt	7
at New England (11/24)	Edelman	3	Edelman	39	McCourty	3	McCourty	51	Allen	6
at Kansas City (12/1)	McCluster	1	McCluster	0	Davis	2	Davis	130	D. Colquitt	5
vs. Tennessee (12/8)	None	0	None	0	L. Washington	5	L. Washington	209	Kern	4
vs. San Diego (12/12)	Allen	2	Allen	11	None	0	None	0	Scifres	3
at Houston (12/22)	Martin	5	Martin	70	D. Johnson	1	D. Johnson	22	Lechler	8
at Oakland (12/29)	Jenkins	1	Jenkins	1	Jones	2	Jones	51	King	5
AVERAGE		1.8		17.1		1.8		52.8		5.4
POSTSEASON										
vs. San Diego (1/12)	None	0	None	0	None	0	None	0	Scifres	4

# DENVER BRONCOS 2013 REGULAR SEASON MISCELLANEOUS GAME INFORMATION

GAME	W/L	KICKOFF	LENGTH	ATTN.	TEMP.	TV	BROADCAST CREW	OFFICIALS
vs. Baltimore (9/5)	W, 49-27	7:13 PM MDT	3:38	76,977	83 ° F	NBC	Al Michaels Cris Collinsworth	REF: Coleman (65), UMP: Ellison (81), HL: Bergman (91), LJ: Baynes (59), SJ: Patterson (15), FJ: Gautreaux (80), BJ: Yette (38), RO: Boylston
at N.Y. Giants (9/15)	W, 41-23	4:25 PM EDT	3:20	81,285	70 ° F	CBS	Jim Nantz Phil Simms	REF: Steratore (114), UMP: Schuster (129), HL: Mackie (106), LJ: Arthur (108), SJ: Weatherford (116), FJ: Waggoner (25), BJ: Paganelli (105), RO: Weidner
vs. Oakland (9/23)	W, 37-21	6:40 PM MDT	3:02	76,978	64 ° F	ESPN	Mike Tirico Jon Gruden	REF: Boger (23), UMP: Michalek (115), HL: Camp (134), LJ: Stephan (68), SJ: Baynes (56), FJ: Prioleau (109), BJ: Steratore (112), RO: Madsen
vs. Philadelphia (9/29)	W, 52-20	2:25 PM MDT	3:01	77,002	76 ° F	FOX	Joe Buck Troy Aikman	REF: Morelli (135), UMP: Jenkins (76), HL: McKenzie (8), LJ: Johnson (101), SJ: Vernatchi (75), FJ: Lucivansky (89), BJ: Shaw (104), RO: Moore
at Dallas (10/6)	W, 51-48	3:25 PM CDT	3:13	92,758	Indoors	CBS	Jim Nantz Phil Simms	REF: McAulay (77), UMP: Dawson (70), HL: Bradley (98), LJ: Boston (18), SJ: Coleman (95), FJ: Brown (43), BJ: Dyer (27), RO: Frantz
vs. Jacksonville (10/13)	W, 35-19	2:05 PM MDT	3:01	76,862	59 ° F	CBS	Ian Eagle Dan Fouts Shannon Sharpe	REF: Triplette (42), UMP: Hannah (40), HL: McKinnely (110), LJ: Bergman (32), SJ: Wyant (16), FJ: Anderson (20), BJ: Freeman (133), RO: Hynes
at Indianapolis (10/20)	L, 39-33	8:31 PM EDT	3:43	67,196	57 ° F	NBC	Al Michaels Cris Collinsworth	REF: Cheffers (51), UMP: Wash (96), HL: Payne (79), LJ: Symonette (100), SJ: Hayes (125), FJ: Lamberth (21), BJ: Prukop (30), RO: Stewart
vs. Washington (10/27)	W, 45-21	2:25 PM MDT	3:18	77,031	69 ° F	FOX	Thom Brennaman Troy Aikman	REF: Winter (14), UMP: Paganelli (124), HL: Howey (37), LJ: Arthur (108), SJ: Hill (97), FJ: Steenson (88), BJ: Steed (12), RO: Lapetina
at San Diego (11/10)	W, 28-20	1:25 PM PST	3:01	68,847	78 ° F	CBS	Jim Nantz Phil Simms	REF: Corrente (99), UMP: Bryan (11), HL: Hayward (54), LJ: Lewis (130), SJ: Torbert (62), FJ: Cavaletto (60), BJ: Wilson (119), RO: Slavin
vs. Kansas City (11/17)	W, 27-17	6:30 PM MST	3:38	77,076	43 ° F	NBC	Al Michaels Cris Collinsworth	REF: Parry (132), UMP: Ferrell (64), HL: Bowers (74), LJ: Hill (29), SJ: Larrew (73), FJ: Edwards (3), BJ: Paganelli (46), RO: McGrath
at New England (11/24)	L, 34-31	8:30 PM EST	3:53	68,756	22 ° F	NBC	Al Michaels Cris Collinsworth	REF: Steratore (114), UMP: Schuster (129), HL: Mackie (106), LJ: Seeman (45), SJ: Weatherford (116), FJ: Waggoner (25), BJ: Paganelli (105), RO: Weidner
at Kansas City (12/1)	W, 35-28	3:26 PM CST	3:20	77,065	55 ° F	CBS	Jim Nantz Phil Simms	REF: McAulay (77), UMP: Dawson (70), HL: Bradley (98), LJ: Steinkerchner (84), SJ: Baynes (56), FJ: Brown (43), BJ: Dyer (27), RO: Frantz
vs. Tennessee (12/8)	W, 51-28	2:05 PM MST	3:17	76,554	18 ° F	CBS	Jim Nantz Phil Simms	REF: Green (19), UMP: Stritesky (102), HL: Stabile (24), LJ: Spanier (90), SJ: Rose (128), FJ: Cheek (41), BJ: Helverson (93), RO: Burns
vs. San Diego (12/12)	L, 27-20	6:29 PM MST	2:58	76,497	37 ° F	NFL N	Brad Nessler Mike Mayock	REF: Vinovich (52), UMP: King (121), HL: Mello (48), LJ: Mapp (10), SJ: DeBell (58), FJ: Zimmer (33), BJ: Quirk (63), RO: Spyskma
at Houston (12/22)	W, 37-13	12:02 PM CST	3:12	71,761	58 ° F	CBS	Ian Eagle Dan Fouts	REF: Hochuli (85), UMP: Brown (31), HL: Hittner (28), LJ: Hussey (35), SJ: Washington (7), FJ: Wrolstad (4), BJ: Carey (126), RO: Sifferman
at Oakland (12/29)	W, 34-14	1:25 PM PST	3:03	51,500	70 ° F	CBS	Kevin Harlan Solomon Wilcotts	REF: Winter (14), UMP: Paganelli (124), HL: Howey (37), LJ: Arthur (108), SJ: Hill (97), FJ: Steenson (88), BJ: Steed (12), RO: Lapetina
vs. San Diego (1/12)	W, 24-17	2:40 PM MST	3:13	76,969	41 ° F	CBS	Jim Nantz Phil Simms	REF: Blakeman (34), UMP: Bryan (11), HL: Mello (48), LJ: Seeman (45), SJ: Wyant (16), FJ: Waggoner (25), BJ: Paganelli (105), RO: Burns



# 2013 DENVER BRONCO MISCELLANEOUS PLAYOFF STATISTICS (Won 1, Lost 0)



## DRIVE ENGINEERING

Quarterback	Drives Started	Drives Ended By	Points Yielded	Pts./Drive	Quarterback Drive Efficiency*	Directing Offense**	3 & Out
		TD FG FGA PNT DWN TRN SAF CLK RPL				Plays Yards Avg.	
P. MANNING .....	8	3 1 1 1 0 0 0 2 0 1 0	24	3.00	50.0% 71.4%	69 364 5.3	1
DENVER .....	8	3 1 1 1 0 0 0 2 0 1 (0)	24	3.00	50.0% 71.4%	69 364 5.3	1
Opponents .....	9	2 1 1 1 4 0 0 0 0 1 (0)	17	1.89	33.3% 50.0%	48 260 5.4	1

(\*—the second number is the percentage the quarterback has put his team in position to score, allowing for missed field goals and subtracting those drives ended by the clock and replaced due to injury. Quarterbacks who leave the game during a drive only get a replacement credit if team goes on to earn at least one first down. Blocked punts for safeties counted as drive ended by punt; \*\*—does not include plays when not at helm or not truly setting a play in motion, i.e., muffed punts/kneel downs/spiked balls: Manning 1-for-1; Opponents 1-for-1.)

## KICKOFF ANALYSIS

Kicker	No. Total	Opp Ret.	FC	MF	NA	TB	EZ+	In20/25	TD	OB	OnS	SQB	FK	OSY-----	Ret.	Ret.	Ret.	Ret.
N. PRATER .....	5	0	0	0	0	5	3	0	5	0	0	(0)	(0)	100	0	O20	.....	(In Denver: 5 KO / 5 TB / 3 EZ+)
Opponents .....	3	3	0	0	0	0	0	0	0	0	(1)	(0)	(0)	92	92	D31	D31	(In Denver: 3 KO / 0 TB / 0 EZ+)

(KEY: MF—muffed; EZ+—through or over end zone; OSY—Opponent Cumulative Starting Yardlines; ASY—Average Starting Yardline; Ret—averages using returned kicks only. OnSides (OnS), short squibs (SQB) and free kicks (FK) omitted in figuring the above (return counts could be off); out-of-bounds (OB) are not. Yardlines determined from spot of penalties. Returns on onside kicks/squibs are omitted from the above.)

## FIRST DOWN TENDENCIES

Team	Rushing-----	Passing-----	Overall-----	Times Gained-----	Miscellany-----
	Plays Yards Avg.	Plays Yards Avg.	Plays Yards Avg.	20+ 10+ 5+ 2- 0 Neg.	TD QBS TO
DENVER .....	14 53 3.8	17 136 8.0	31 189 6.10	0 4 17 10 5 2	0 0 0
Opponents .....	12 24 2.0	7 27 3.9	19 51 2.68	0 1 6 11 4 2	1 1 0

## YARDS GAINED ANALYSIS

Team	1st Down-----	2nd Down-----	3rd Down-----	4th Down-----	Season-----	By Quarter-----	Plus Territory (50-in)---
	Att Yards Avg.	Att Yards Avg.	Att Yards Avg.	Att Yards Avg.	Att. Yards Avg.	1st 2nd 3rd 4th OT	Att. Yards Avg. Pts
DENVER .....	31 189 6.1	26 85 3.3	13 89 6.8	0 0 0.0	70 363 5.19	93 84 83 103 0	47 220 4.7 24
Opponents .....	19 51 2.7	17 86 5.1	12 73 6.1	1 49 49.0	49 259 5.29	11 34 34 180 0	14 85 6.1 17

Drives In Opponent Territory (minus drives with 50+ scores or no plays): Denver 8/8 (100.0%, 27.5 ypd); Opponents 4/9 (44.4%, 21.3 ypd).

## THIRD DOWN EFFICIENCY ANALYSIS

Team	3rd Down &: 1 2 3 4 5 6 7 8 9 10 11-14 15-19 20+	Second Rush Pass Half/OT Total Pct.
DENVER .....	3-3 2-4 1-1 0-1 0-0 1-1 0-0 0-0 1-1 0-0 0-1 1-1 0-0	3- 4 6- 9 6- 8 9-13 69.2
Opponents .....	0-0 1-1 1-2 2-2 0-2 0-1 0-0 0-0 0-0 0-0 0-1 0-3 0-0	0- 1 4-11 3- 6 4-12 33.3

AVERAGE YARDS TO GO: Denver 4.7 (13/61); Opponents 7.9 (12/95). OVERTIME: N/A.

DENVER DEFENSE: 1 QB sack (5 yards). OPPONENT DEFENSE: 0 QB sacks (0 yards), 1 interception, 1 fumble recovery.

SECOND DOWN EFFICIENCY: Denver 11-26 (42.3; 1-4 yds: 10-17); Opponent 5-17 (29.4; 1-4 yds: 0-1)

## TURNOVER ANALYSIS

DENVER's 2 turnovers have led to 0 Opponent points: 0 TD, 0 FG; 0.0% of Opponents' total points (17).

BY QTR (2): 0 / 2 / 0 / 0 (0 OT)

OPPONENTS' 0 turnovers have led to 0 Denver points: 0 TD, 0 FG; 0.0% of Denver's total points (24).

BY QTR (0): 0 / 0 / 0 / 0 (0 OT)

## AVERAGE STARTING FIELD POSITION

	Denver	Opponent
Drives Started .....	8	9
Cumulative Starting Yardlines .....	271	241
Average Field Position .....	D34	O27
Drives Started In Plus Territory .....	1	0
Scores/TD,FG .....	0	0/0/0
FGA/Punts/Downs .....	0/0/0	0/0/0
Turnovers/Clock/Ran Out Clock .....	1/0/0	0/0/0
Drives Started Inside Own 20/At Own 20 .....	3 (2/1)	6 (0/6)
Points Scored (TD/FG) .....	14 (2/0)	7 (1/0)
Drives Started Inside Opponent 20 (Pts) .....	0 (0)	0 (0)

## FIRST DOWNS EARNED

Player	Rush	Pass	Rec.	—	Total	(3/4)
P. MANNING .....	0	11	0	—	11	(6)
K. MORENO .....	8	0	0	—	8	(2)
M. BALL .....	5	0	0	—	5	(1)
J. THOMAS .....	0	0	4	—	4	(4)
E. DECKER .....	0	0	2	—	2	(0)
D. THOMAS .....	0	0	2	—	2	(0)
W. WELKER .....	0	0	2	—	2	(2)
A. CALDWELL .....	0	0	1	—	1	(0)

(3/4—first downs earned on third and fourth down plays.)

## SCORING PERCENTAGE INSIDE-THE-20 (RED ZONE)

	Denver	Opponent
Times Penetrated Opponent 20 .....	4	3
Total Scores .....	3	3
Touchdowns (Rush/Pass) .....	3 (1/2)	2 (0/2)
Field Goals-Attempts .....	0-0	1-1
Turnovers/Downs/Punts/Clock .....	1/0/0/0	0/0/0/0
Scores From The 20 & Outside/TD,FG .....	1/0,1	0/0,0
Total Red Zone Plays-Yards .....	15-51/3.4	6-37/6.2
Third Down Efficiency .....	1-2/50.0	1-2/50.0
Fourth Down Efficiency .....	0-0/0.0	0-0/0.0
Overall Scoring Percentage .....	75.0	100.0
TD Percentage .....	75.0	66.7
*—Ran Out Clock Not Trying To Score .....	0	0

(\*—not included in total count or any stats above once choice is made.)

## TRUE QUARTERBACK RUSHING

Player	Att.	Yds	Avg.	K-downs	Abort	Adjusted-----	Spiked Pts
P. MANNING .....	1	-1	-1.0	1-(-1)	0-(0)	0 0 0.0	0

## GOAL-TO-GO SITUATIONS

Team	Summary-----	GTG Plays-----
	Total* TD FG FGA DWN TO CLK	Plays TDs Pct.
DENVER .....	4 3 0 0 0 1 0	10 7 70.0
OPPONENTS .....	0 0 0 0 0 0 0	0 0 0.0

(\*—does not include purposely running out the clock: Denver 0, Opponent 0.)

## TIME SPENT IN THE LEAD

	Denver	Tied	Opponent
1 Game (60:00 total time) .....	47:25	12:35	0:00
Percentage .....	79.0	21.0	20.1

Denver has led in 1 game (never trailed 1 game).  
Opponent has led in 0 games.

## EXPANDED PUNTING

Player	No. Punts	Return Yards	Avg.	Ret.	Yards Return	Long	Pct. Not Returned	Net Avg.	Own 25 & Inside	Plus Terr.	Adjusted 50 & Out
									No. Yds. Avg.	No.-Yds (In20)	No. Yds. Avg.
B. COLQUITT .....	0	0	0.00	0	0	0.0	0	0.0	0 0 0.0	0-0 (0)	0 0 0.0

*Updated: Jan. 14, 2014*

**John Fox** - Head Coach; **Jack Del Rio** - Defensive Coordinator; **Adam Gase** - Offensive Coordinator; **Jeff Rodgers** - Special Teams Coordinator; **Clancy Barone** - Tight Ends; **Chris Beale**, Quality Control (Defense); **Brian Callahan** - Offensive Assistant; **Jim Bob Cooter** - Offensive Assistant; **Mike Eubanks** - Assistant Strengths; **Sam Garnes** - Assistant Secondary; **Jason George** - Assistant Strengths; **Alex Gibbs** - Offensive Consultant; **Greg Knapp** - Quarterbacks; **Anthony Lomando** - Assistant Strengths; **Dave Magazu** - Offensive Line; **Luke Richesson** - Strength & Conditioning; **Jay Rodgers** - Defensive Line; **Richard Smith** - Linebackers; **Eric Studesville** - Running Backs; **Derius Swinton** - Assistant Special Teams; **Tyke Tolbert** - Wide Receivers; **Cory Undlin** - Secondary.

Updated: Jan. 14, 2014

**John Fox** - Head Coach; **Jack Del Rio** - Defensive Coordinator; **Adam Gase** - Offensive Coordinator; **Jeff Rodgers** - Special Teams Coordinator; **Clancy Barone** - Tight Ends; **Chris Beake**, Quality Control (Defense); **Brian Callahan** - Offensive Assistant; **Jim Bob Cooter** - Offensive Assistant; **Mike Eubanks** - Assistant Strength; **Sam Garnes** - Assistant Secondary; **Jason George** - Assistant Strength; **Alex Gibbs** - Offensive Consultant; **Greg Knapp** - Quarterbacks; **Anthony Lomando** - Assistant Strength; **Dave Magazu** - Offensive Line; **Luke Richesson** - Strength & Conditioning; **Jay Rodgers** - Defensive Line; **Richard Smith** - Linebackers; **Eric Studevsil** - Running Backs; **Derius Swinton** - Assistant Special Teams; **Tyke Tolbert** - Wide Receivers; **Cory Undlin** - Secondary.



# 2013 DENVER BRONCOS POSITION-BY-POSITION ROSTER

Updated: Jan. 14, 2014

## OFFENSE

### QUARTERBACKS (3)

No.	Name	Pos.	Ht.	Wt.	Age	Exp.	College
2	Dysert, Zac	QB	6-3	221	23	R	Miami (Ohio)
18	Manning, Peyton	QB	6-5	230	37	16	Tennessee
17	Osweller, Brock	QB	6-8	240	23	2	Arizona State

### RUNNING BACKS (4)

No.	Name	Pos.	Ht.	Wt.	Age	Exp.	College
22	Anderson, C.J.	RB	5-8	224	22	R	California
28	Ball, Montee	RB	5-10	215	23	R	Wisconsin
21	Hillman, Ronnie	RB	5-10	195	22	2	San Diego State
27	Moreno, Knowshon	RB	5-11	220	26	5	Georgia

### WIDE RECEIVERS (5)

No.	Name	Pos.	Ht.	Wt.	Age	Exp.	College
12	Caldwell, Andre	WR	6-0	200	28	6	Florida
87	Decker, Eric	WR	6-3	214	26	4	Minnesota
11	Holliday, Trindon	WR	5-5	170	27	4	Louisiana State
88	Thomas, Demaryius	WR	6-3	229	26	4	Georgia Tech
83	Welker, Wes	WR	5-9	185	32	10	Texas Tech

### TIGHT ENDS (4)

No.	Name	Pos.	Ht.	Wt.	Age	Exp.	College
81	Dreessen, Joel	TE	6-4	245	31	8	Colorado State
85	Green, Virgil	TE	6-5	255	25	3	Nevada
84	Tamme, Jacob	TE	6-3	230	28	6	Kentucky
80	Thomas, Julius	TE	6-5	250	25	3	Portland State

### OFFENSIVE LINEMEN (8)

No.	Name	Pos.	Ht.	Wt.	Age	Exp.	College
68	Beadles, Zane	G	6-4	305	27	4	Utah
75	Clark, Chris	T	6-5	305	28	5	Southern Mississippi
74	Franklin, Orlando	T	6-7	320	26	3	Miami
77	Justice, Winston	T	6-6	317	29	8	Southern California
73	Kuper, Chris	G	6-4	303	31	8	North Dakota
66	Ramirez, Manny	C	6-3	320	30	7	Texas Tech
51	Vallos, Steve	C	6-3	310	30	6	Wake Forest
65	Vasquez, Louis	G	6-5	335	26	5	Texas Tech

## DEFENSE

### DEFENSIVE LINE (9)

No.	Name	Pos.	Ht.	Wt.	Age	Exp.	College
91	Ayers, Robert	DE	6-3	274	28	5	Tennessee
98	Fua, Sione	DT	6-1	310	25	3	Stanford
97	Jackson, Malik	DE	6-5	293	24	2	Tennessee
94	Knighton, Terrance	DT	6-3	335	27	5	Temple
57	Mincey, Jeremy	DE	6-4	265	30	6	Florida
90	Phillips, Shaun	LB	6-3	255	32	10	Purdue
96	Unrein, Mitch	DT	6-4	306	26	3	Wyoming
92	Williams, Sylvester	DT	6-2	313	25	R	North Carolina
95	Wolfe, Derek	DE	6-5	285	23	2	Cincinnati

### LINEBACKERS (6)

No.	Name	Pos.	Ht.	Wt.	Age	Exp.	College
56	Irving, Nate	LB	6-1	245	25	3	North Carolina State
53	Johnson, Steven	LB	6-1	237	25	2	Kansas
43	Lenon, Paris	LB	6-2	240	36	12	Richmond
54	Marshall, Brandon	LB	6-1	250	24	2	Nevada
59	Trevathan, Danny	LB	6-1	240	23	2	Kentucky
52	Woodyard, Wesley	LB	6-0	233	27	6	Kentucky

### DEFENSIVE BACKS (11)

No.	Name	Pos.	Ht.	Wt.	Age	Exp.	College
20	Adams, Mike	S	5-11	200	32	10	Delaware
24	Bailey, Champ	CB	6-0	192	35	15	Georgia
31	Bolden, Omar	S	5-10	195	25	2	Arizona State
30	Bruton, David	S	6-2	217	26	5	Notre Dame
32	Carter, Tony	CB	5-9	175	27	5	Florida State
25	Harris Jr., Chris	CB	5-10	199	24	3	Kansas
29	Huff, Michael	S	6-0	211	30	8	Texas
33	Ihenacho, Duke	S	6-1	207	24	2	San Jose State
23	Jammer, Quentin	CB	6-0	204	34	12	Texas
45	Rodgers-Cromartie, Dominique	CB	6-2	193	27	6	Tennessee State
36	Webster, Kayvon	CB	5-11	198	22	R	South Florida

### SPECIALISTS (3)

No.	Name	Pos.	Ht.	Wt.	Age	Exp.	College
46	Brewer, Aaron	LS	6-5	230	23	2	San Diego State
4	Colquitt, Britton	P	6-3	205	28	5	Tennessee
5	Prater, Matt	K	5-10	195	29	7	Central Florida

## POSITION-BY-POSITION BREAKDOWN

Position	No.	Position	No.
Quarterbacks	3	Defensive Linemen	9
Running Backs	4	Defensive Ends	5
Wide Receivers	5	DefensiveTackles	4
Tight Ends	4	Linebackers	6
Offensive Linemen	8	Defensive Backs	11
Centers	2	Cornerbacks	6
Guards	3	Safeties	5
Tackles	3	Specialists	3

# 2013 DENVER BRONCOS ROSTER BY EXPERIENCE

Updated: Jan. 14, 2014

No.	Name	Pos.	Ht.	Wt.	Age	College	Hometown	How Acq.
<b>16 (1)</b>								
18	Peyton Manning	QB	6-5	230	37	Tennessee	New Orleans	FA-'12
<b>15 (1)</b>								
24	Champ Bailey	CB	6-0	192	35	Georgia	Folkston, Ga.	T-'04 (Was.)
<b>12 (2)</b>								
23	Quentin Jammer	CB	6-0	204	34	Texas	Angleton, Texas	UFA-'13 (S.D.)
43	Paris Lenon	LB	6-2	240	36	Richmond	Lynchburg, Va.	FA-'13
<b>10 (3)</b>								
20	Mike Adams	S	5-11	200	32	Delaware	Wayne, N.J.	UFA-'12 (Cle.)
83	Wes Welker	WR	5-9	185	32	Texas Tech	Oklahoma City	UFA-'13 (N.E.)
90	Shaun Phillips	DE	6-3	255	32	Purdue	Willingboro, N.J.	UFA-'13 (S.D.)
<b>8 (4)</b>								
29	Michael Huff	S	6-0	211	30	Texas	Irving, Texas	FA-'13
73	Chris Kuper	G	6-4	303	31	North Dakota	Anchorage, Alaska	D5-'06
81	Joel Dreessen	TE	6-4	245	31	Colorado State	Fort Morgan, Colo.	UFA-'12 (Hou.)
77	Winston Justice	T	6-6	317	29	Southern California	Long Beach, Calif.	FA-'13
<b>7 (2)</b>								
5	Matt Prater	K	5-10	195	29	Central Florida	Estero, Fla.	FA-'07
66	Manny Ramirez	C	6-3	320	30	Texas Tech	Houston	FA-'11
<b>6 (6)</b>								
12	Andre Caldwell	WR	6-0	200	28	Florida	Tampa, Fla.	UFA-'12 (Cin.)
45	Dominique Rodgers-Cromartie	CB	6-2	193	27	Tennessee State	Bradenton, Fla.	UFA-'13 (Phi.)
51	Steve Vallos	C	6-3	310	30	Wake Forest	Boardman, Ohio	FA-'13
52	Wesley Woodyard	LB	6-0	233	27	Kentucky	LaGrange, Ga.	CFA-'08
84	Jacob Tamme	TE	6-3	230	28	Kentucky	Danville, Ky.	UFA-'12 (Ind.)
57	Jeremy Mincey	DE	6-4	265	30	Florida	Statesboro, Ga.	FA-'13
<b>5 (8)</b>								
4	Britton Colquitt	P	6-3	205	28	Tennessee	Knoxville, Tenn.	FA-'09
27	Knowshon Moreno	RB	5-11	220	26	Georgia	Middletown, N.J.	D1a-'09
30	David Bruton	S	6-2	217	26	Notre Dame	Miamisburg, Ohio	D4a-'09
32	Tony Carter	CB	5-9	175	27	Florida State	Jacksonville, Fla.	FA-'11
65	Louis Vasquez	G	6-5	335	26	Texas Tech	Corsicana, Texas	UFA-'13 (S.D.)
75	Chris Clark	T	6-5	305	28	Southern Mississippi	New Orleans	W-'10 (Min.)
91	Robert Ayers	DE	6-3	274	28	Tennessee	Jersey City, N.J.	D1b-'09
94	Terrance Knighton	DT	6-3	335	27	Temple	Windsor, Conn.	UFA-'13 (Jac.)
<b>4 (4)</b>								
11	Trindon Holliday	WR	5-5	170	27	Louisiana State	Zachary, La.	W-'12 (Hou.)
68	Zane Beadles	G	6-4	305	27	Utah	Sandy, Utah	D2-'10
87	Eric Decker	WR	6-3	214	26	Minnesota	Cold Spring, Minn.	D3b-'10
88	Demaryius Thomas	WR	6-3	229	26	Georgia Tech	Montrose, Ga.	D1a-'10
<b>3 (7)</b>								
25	Chris Harris Jr.	CB	5-10	199	24	Kansas	Bixby, Okla.	CFA-'11
56	Nate Irving	LB	6-1	245	25	North Carolina State	Teachey, N.C.	D3-'11
74	Orlando Franklin	T	6-7	320	26	Miami	Delray Beach, Fla.	D2b-'11
80	Julius Thomas	TE	6-5	250	25	Portland State	Stockton, Calif.	D4b-'11
85	Virgil Green	TE	6-5	255	25	Nevada	Tulare, Calif.	D7a-'11
96	Mitch Unrein	DT	6-4	306	26	Wyoming	Eaton, Colo.	FA-'10
98	Sione Fua	DT	6-1	310	25	Stanford	Encino, Calif.	FA-'13
<b>2 (10)</b>								
17	Brock Osweiler	QB	6-8	240	23	Arizona State	Kalispell, Mont.	D2b-'12
21	Ronnie Hillman	RB	5-10	195	22	San Diego State	La Habra, Calif.	D3-'12
31	Omar Bolden	S	5-10	195	25	Arizona State	Ontario, Calif.	D4a-'12
33	Duke Ihenacho	S	6-1	207	24	San Jose State	Carson, Calif.	CFA-'12
46	Aaron Brewer	LS	6-5	230	23	San Diego State	Fullerton, Calif.	CFA-'12
53	Steven Johnson	LB	6-1	237	25	Kansas	Wallingford, Pa.	CFA-'12
54	Brandon Marshall	LB	6-1	250	24	Nevada	Las Vegas	FA-'13
59	Danny Trevathan	LB	6-1	240	23	Kentucky	Leesburg, Fla.	D6-'12
95	Derek Wolfe	DE	6-5	285	23	Cincinnati	Lisbon, Ohio	D2a-'12
97	Malik Jackson	DE	6-5	293	24	Tennessee	Van Nuys, Calif.	D5-'12
<b>R (5)</b>								
2	Zac Dysert	QB	6-3	221	23	Miami-Ohio	Ada, Ohio	D7-'13
36	Kayvon Webster	CB	5-11	198	22	South Florida	Opa-locka, Fla.	D3-'13
28	Montee Ball	RB	5-10	215	23	Wisconsin	Wentzville, Mo.	D2-'13
22	C.J. Anderson	RB	5-8	224	22	California	Vallejo, Calif.	CFA-'13
92	Sylvester Williams	DT	6-2	313	25	North Carolina	Jefferson City, Mo.	D1-'13

## COACHING STAFF

**John Fox** - Head Coach; **Jack Del Rio** - Defensive Coordinator; **Adam Gase** - Offensive Coordinator; **Jeff Rodgers** - Special Teams Coordinator; **Clancy Barone** - Tight Ends; **Chris Beake**, Quality Control (Defense); **Brian Callahan** - Offensive Assistant; **Jim Bob Cooter** - Offensive Assistant; **Mike Eubanks** - Assistant Strength; **Sam Garnes** - Assistant Secondary; **Jason George** - Assistant Strength; **Alex Gibbs** - Offensive Consultant; **Greg Knapp** - Quarterbacks; **Anthony Lomando** - Assistant Strength; **Dave Magazu** - Offensive Line; **Luke Richesson** - Strength & Conditioning; **Jay Rodgers** - Defensive Line; **Richard Smith** - Linebackers; **Eric Studesville** - Running Backs; **Derius Swinton** - Assistant Special Teams; **Tyke Tolbert** - Wide Receivers; **Cory Undlin** - Secondary.

# HOW THE 2013 BRONCOS WERE BUILT

Updated: Jan. 14, 2014

YEAR	DRAFT/CFA	FREE AGENT	TRADE	WAIVERS
2004			CB Champ Bailey (Was.)	
2006	G Chris Kuper (Rd. 5)			
2007		K Matt Prater		
2008	T Ryan Clady (Rd. 1) LB Wesley Woodyard (CFA)			
2009	DE Robert Ayers (Rd. 1b) S David Bruton (Rd. 4a) RB Knowshon Moreno (Rd. 1a)	P Britton Colquitt		
2010	G Zane Beadles (Rd. 2) WR Eric Decker (Rd. 3b) WR Demaryius Thomas (Rd. 1a)	DT Mitch Unrein DT Kevin Vickerson		T Chris Clark (W-Min.)
2011	S Quinton Carter (Rd. 4a) T Orlando Franklin (Rd. 2b) TE Virgil Green (Rd. 7a) CB Chris Harris Jr. (CFA) LB Nate Irving (Rd. 3) LB Von Miller (Rd. 1) S Rahim Moore (Rd. 2a) TE Julius Thomas (Rd. 4b)	CB Tony Carter C Manny Ramirez		
2012	S Omar Bolden (Rd. 4a) LS Aaron Brewer (CFA) RB Ronnie Hillman (Rd. 3) S Duke Ihenacho (CFA) DE Malik Jackson (Rd. 5) LB Steven Johnson (CFA) QB Brock Osweiler (Rd. 2b) LB Danny Trevathan (Rd. 6) DE Derek Wolfe (Rd. 2a)	S Mike Adams (UFA-Cle.) WR Andre Caldwell (UFA-Cin.) TE Joel Dreessen (UFA-Hou.) C Dan Koppen QB Peyton Manning TE Jacob Tamme (UFA-Ind.)		WR Trindon Holliday (W-Hou.)
2013	C.J. Anderson (CFA) RB Montee Ball (Rd. 2) QB Zac Dysert (Rd. 7) LB Lerentee McCray (CFA) DE Quanterus Smith (Rd. 5a) CB Kayvon Webster (Rd. 3) DT Sylvester Williams (Rd. 1)	G Justin Boren LB Stewart Bradley DT Sione Fua S Michael Huff CB Quentin Jammer (UFA-S.D.) T Winston Justice DT Terrance Knighton (UFA-Jac.) LB Paris Lenon LB Brandon Marshall DE Jeremy Mincey DE Shaun Phillips (UFA-S.D.) CB Dominique Rodgers-Cromartie (UFA-Phi.) C Steve Vallos G Louis Vasquez (UFA-S.D.) WR Wes Welker (UFA-N.E.)		

# 2013 DENVER BRONCOS DEPTH CHART

Updated: Jan. 14, 2014

## OFFENSE

WR	88	Demaryius Thomas	12	Andre Caldwell				
LT	75	Chris Clark	77	Winston Justice				
LG	68	Zane Beadles	73	Chris Kuper				
C	66	Manny Ramirez	60	Steve Vallos				
RG	65	Louis Vasquez	73	Chris Kuper				
RT	74	Orlando Franklin	77	Winston Justice				
TE	80	Julius Thomas	81	Joel Dreessen	84	Jacob Tamme	85	Virgil Green
WR	87	Eric Decker	11	Trindon Holliday				
WR	83	Wes Welker	87	Eric Decker				
QB	18	Peyton Manning	17	Brock Osweiler	<u>2</u>	<u>Zac Dysert</u>		
RB	27	Knowshon Moreno	<u>28</u>	<u>Montee Ball</u>	21	Ronnie Hillman	<u>22</u>	<u>C.J. Anderson</u>

## DEFENSE

LDE	95	Derek Wolfe	97	Malik Jackson	57	Jeremy Mincey
DT	92	Sylvester Williams	98	Sione Fua		
NT	94	Terrance Knighton	96	Mitch Unrein		
RDE	90	Shaun Phillips	91	Robert Ayers		
SLB	56	Nate Irving	54	Brandon Marshall		
MLB	52	Wesley Woodyard	51	Paris Lenon		
WLB	59	Danny Trevathan	53	Steven Johnson		
LCB	25	Chris Harris Jr.	24	Champ Bailey	23	Quentin Jammer
RCB	45	D. Rodgers-Cromartie	32	Tony Carter	36	Kayvon Webster
SS	33	Duke Ihenacho	30	David Bruton		
FS	20	Mike Adams	31	Omar Bolden	29	Michael Huff

## SPECIAL TEAMS

PK	5	Matt Prater		
P	4	Britton Colquitt		
H	4	Britton Colquitt		
LS	46	Aaron Brewer		
PR	11	Trindon Holliday	83	Wes Welker
KR	11	Trindon Holliday	31	Omar Bolden

[Injured]; Rookie and first-year players

# 2013 DENVER BRONCOS PRONUNCIATION GUIDE

**Montee Ball** (MON-tay)  
 David **Bruton** (BRUTE-in)  
 Zac **Dysert** (DYE-sert)  
**Sione Fua** (see-OH-nay FOO-ah)  
 Duke **Ihenacho** (EE-ah-NAH-cho)  
**Malik** Jackson (muh-LEEK)  
 Chris **Kuper** (Cooper)

Knowshon **Moreno** (mor-AY-no)  
 Brock **Osweiler** (OSS-why-lur)  
 Matt **Prater** (PRAY-ter)  
**Demaryius** Thomas (duh-MARE-ee-us)  
 Danny **Trevathan** (trev-AY-thin)  
 Mitch **Unrein** (UN-rhine)  
**Louis Vasquez** (Lewis vas-KEZ)

**DENVER BRONCOS 2012-13 TRANSACTIONS — by date/by player**  
(Updated Jan. 14, 2014)

**BY DATE**

6/1/12 Signed C/G Philip Blake (draft choice)  
7/24/12 Signed RB Ronnie Hillman (draft choice)  
Signed QB Brock Osweiler (draft choice)  
7/25/12 Waived CB Coryell Judie (failed physical)  
Waived WR Eric Page (failed physical)  
7/28/12 Signed S Anthony Perkins  
8/1/12 Claimed WR Cameron Kenney off waivers (Sea.)  
8/2/12 Waived/injured WR D'Andre Goodwin  
8/3/12 Placed WR D'Andre Goodwin on injured reserve  
8/5/12 Signed S Jim Leonhard  
8/6/12 Waived/injured RB Mario Fannin  
8/7/12 Signed LB Keith Brooking  
Placed RB Mario Fannin on injured reserve  
8/22/12 Waived/injured CB Joshua Moore  
8/23/12 Placed CB Joshua Moore on injured reserve  
8/24/12 Waived/injured WR Tyler Grisham  
8/25/12 Waived CB Joshua Moore from injured reserve  
(injury settlement)  
8/27/12 Released LS Lonie Paxton  
Waived LB Elliot Coffey  
Waived WR Mark Dell  
Waived WR Cameron Kenney  
Waived TE Anthony Miller  
Waived DE Cyril Obiozor  
Waived RB Xavier Omon  
Waived S Anthony Perkins  
Waived T Mike Remmers  
Waived CB Ramzee Robinson  
Waived FB Austin Sylvester  
Waived G Austin Wuebbels  
Placed WR Tyler Grisham on injured reserve  
Placed DE Jason Hunter on injured reserve  
8/31/12 Released CB Drayton Florence  
Released T Ryan Harris  
Released WR Jason Hill  
Released T Tony Hills  
Waived DE Jamie Blatnick  
Waived S Rafael Bush  
Waived LB Jerry Franklin  
Waived G Ben Garland  
Waived G Adam Grant  
Waived S Duke Ihenacho  
Waived TE Cornelius Ingram  
Waived RB Jeremiah Johnson  
Waived LB Mike Mohamed  
Waived WR Greg Orton  
Waived WR Gerell Robinson  
Waived DT Sealver Siliga  
Waived CB Syd'Quan Thompson  
Waived G Wayne Tribue  
Waived QB Adam Weber  
Placed DE Jeremy Beal on injured reserve  
9/1/12 Signed DT Ben Garland to practice squad  
Signed SS Duke Ihenacho to practice squad  
Signed TE Cornelius Ingram to practice squad  
Signed RB Jeremiah Johnson to practice squad  
Signed WR Greg Orton to practice squad  
Signed NT Sealver Siliga to practice squad  
Signed G Wayne Tribue to practice squad  
9/3/12 Signed C Quentin Saulsberry to practice squad  
9/8/12 Released QB Caleb Hanie  
Signed DT Sealver Siliga to active roster

9/11/12 Signed QB Caleb Hanie  
Signed C Dan Koppen  
Waived C C.J. Davis  
Released G Wayne Tribue from practice squad  
Waived WR Tyler Grisham from injured reserve  
Placed DT Ty Warren on injured reserve  
9/12/12 Signed G C.J. Davis to practice squad  
9/13/12 Signed DE Jamie Blatnick to practice squad  
9/17/12 Waived WR D'Andre Goodwin from injured reserve  
9/18/12 Signed C C.J. Davis to active roster  
Placed C/G Philip Blake on injured reserve  
Signed G Adam Grant to practice squad  
9/27/12 Placed LB Mike Mohamed to practice squad  
Released TE Cornelius Ingram from practice squad  
9/29/12 Signed S Duke Ihenacho to active roster  
Signed LB Mike Mohamed to active roster  
Placed S Quinton Carter on injured reserve  
10/1/12 Placed C J.D. Walton on injured reserve  
Waived LB Mike Mohamed  
10/2/12 Signed WR Bert Reed to practice squad  
Signed T Darrion Weems to practice squad  
10/3/12 Signed LB Mike Mohamed to practice squad  
10/9/12 Signed S Blake Gideon to practice squad  
Released WR Bert Reed  
10/11/12 Claimed WR Trindon Holliday off waivers (Hou.)  
Waived S Duke Ihenacho  
10/13/12 Signed S Duke Ihenacho to practice squad  
Released DE Jamie Blatnick from practice squad  
10/30/12 Placed LB Joe Mays on injured reserve  
Signed S Duke Ihenacho to active roster  
Signed CB Mario Butler to practice squad  
11/13/12 Waived S Duke Ihenacho  
11/15/12 Signed S Duke Ihenacho to practice squad  
Released LB Mike Mohamed  
11/21/12 Placed RB Willis McGahee on injured reserve  
11/24/12 Released RB Jeremiah Johnson  
11/26/12 Signed RB Jacob Hester  
Signed RB Jeremiah Johnson to practice squad  
12/5/12 T Darrion Weems signed to Dallas' active roster  
12/10/12 Signed T Paul Cornick to practice squad  
12/19/12 Signed G Lonnie Edwards to practice squad  
1/7/13 Signed G Justin Boren to future contract  
Signed WR Gerell Robinson to a future contract  
1/15/13 Signed T Paul Cornick to a future contract  
Signed G Ben Garland to a future contract  
Signed S Duke Ihenacho to a future contract  
Signed RB Jeremiah Johnson to a future contract  
Signed C/G Quentin Saulsberry to a future contract  
1/17/13 Signed S Blake Gideon to a future contract  
1/22/13 Signed CB Mario Butler to a future contract  
Signed WR Greg Orton to a future contract  
2/12/13 Released QB Caleb Hanie  
Released LB D.J. Williams  
3/14/13 Signed LB Stewart Bradley  
Signed DT Terrance Knighton (UFA)  
Signed CB Dominique Rodgers-Cromartie (UFA)  
Signed G Louis Vasquez (UFA)  
Signed DT Kevin Vickerson  
3/15/13 Signed WR Wes Welker (UFA)

Released DE Elvis Dumervil  
4/29/13 Signed LB Shaun Phillips (UFA)  
4/30/13 Signed WR Kemonte' Bateman (CFA)  
Signed P Ryan Doerr (CFA)  
Signed T Manase Foketi (CFA)  
Signed DT Romney Fuga (CFA)  
Signed CB Aaron Hester (CFA)  
Signed QB Ryan Katz (CFA)  
Signed LB Uona Kaveinga (CFA)  
Signed LB Larentee McCray (CFA)  
Signed WR Quincy McDuffie (CFA)  
Signed S Ross Rasner (CFA)  
Signed TE Lucas Reed (CFA)  
Signed LB Doug Rippy (CFA)  
Signed DE John Youboty (CFA)  
5/1/13 Signed RB C.J. Anderson (CFA)  
Signed DE Gary Mason Jr. (CFA)  
Signed WR Lamaar Thomas (CFA)  
5/10/13 Signed WR Tavarres King (draft choice)  
Signed T Winston Painter (draft choice)  
Signed DE Quanterus Smith (draft choice)  
Waived DE Gary Mason Jr. (failed physical)  
5/13/13 Signed LB Damien Holmes (CFA)  
Signed DE Lanston Tanyi (CFA)  
Waived LB Doug Rippy  
5/14/13 Signed QB Zac Dysert (draft choice)  
5/21/13 Waived RB Mario Fannin  
Designated S Blake Gideon as reserve/retired  
5/30/13 Signed DB Quentin Jammer  
6/13/13 Signed RB Montee Ball (draft choice)  
Signed CB Kayvon Webster (draft choice)  
Released RB Willis McGahee  
7/2/13 Signed C Dan Koppen  
7/23/13 Released LB Joe Mays  
7/25/13 Signed DT Sylvester Williams (draft choice)  
7/27/13 Signed TE Jake O'Connell  
Waived/injured TE Lucas Reed  
7/28/13 Placed TE Lucas Reed on injured reserve  
7/29/13 Signed C Steve Vallos  
Placed C Dan Koppen on injured reserve  
8/1/13 Signed C/G Ryan Lilja  
Claimed CB Nigel Malone off waivers (Pit.)  
8/2/13 Waived TE Lucas Reed from injured reserve  
8/6/13 Signed TE Deangelo Peterson  
8/7/13 Waived/injured G Justin Boren  
8/8/13 Placed G Justin Boren on injured reserve  
8/15/13 Waived/injured P Ryan Doerr  
8/20/13 Signed LB Paris Lenon  
8/21/13 Acquired G John Moffitt from Seattle in exchange for DT Sealver Siliga  
8/26/13 Waived WR Kemonte' Bateman  
Waived CB Mario Butler  
Waived T Manase Foketi  
Waived QB Ryan Katz  
Waived LB Uona Kaveinga  
Waived CB Nigel Malone  
Waived WR Quincy McDuffie  
Waived WR Greg Orton  
Waived TE Deangelo Peterson  
Waived C/G Quentin Saulsberry  
Waived DE Lanston Tanyi  
8/27/13 Placed C J.D. Walton on Reserve/PUP  
Placed S Quinton Carter on injured reserve

Placed WR Quincy McDuffie on injured reserve  
Placed WR Greg Orton on injured reserve  
8/31/13 Released RB Lance Ball  
Released C/G C.J. Davis  
Released RB Jeremiah Johnson  
Released C/G Ryan Lilja  
Released TE Jake O'Connell  
Waived DE Jeremy Beal  
Waived C/G Philip Blake  
Waived T Paul Cornick  
Waived DT Romney Fuga  
Waived G Ben Garland  
Waived CB Aaron Hester  
Waived LB Damien Holmes  
Waived WR Tavarres King  
Waived T Winston Painter  
Waived S Ross Rasner  
Waived WR Gerell Robinson  
Waived WR Lamaar Thomas  
Waived DE John Youboty  
Placed LB Stewart Bradley on injured reserve  
Placed LB Lerentee McCray on injured reserve  
Placed DE Quanterus Smith on injured reserve  
9/1/13 Claimed LB Adrian Robinson off waivers  
from Philadelphia  
Released RB Jacob Hester  
Signed RB Edwin Baker to practice squad  
Signed T Paul Cornick to practice squad  
Signed G Ben Garland to practice squad  
Signed WR Tavarres King to practice squad  
Signed T Winston Painter to practice squad  
Signed WR Gerell Robinson to practice squad  
Signed DE John Youboty to practice squad  
9/2/13 Signed LB Brandon Marshall to practice squad  
9/18/13 Signed T Winston Justice  
Placed T Ryan Clady on injured reserve  
10/8/13 Waived WR Greg Orton from injured reserve  
10/15/13 Waived LB Adrian Robinson  
Waived G Justin Boren from injured reserve  
10/16/13 Signed WR Tavarres King to active roster  
10/19/13 Waived WR Tavarres King  
10/22/13 Signed WR Chad Bumphis to practice squad  
11/5/13 Activated C J.D. Walton from Reserve/PUP  
Placed G John Moffitt on Exempt/Left Squad  
11/11/13 Placed G John Moffitt on Reserve/Retired  
11/19/13 Signed S Michael Huff  
Signed S John Boyett to practice squad  
Placed S Rahim Moore on injured reserve-  
designated for return  
Released RB Edwin Baker  
11/27/13 Signed DT Sione Fua  
Signed DE Brandon Moore to practice squad  
Placed DT Kevin Vickerson on injured reserve  
Released WR Chad Bumphis  
12/17/13 Signed DE Jeremy Mincey  
Waived C J.D. Walton  
12/24/13 Signed LB Brandon Marshall to active roster  
Signed WR Nathan Palmer to practice squad  
Placed LB Von Miller on injured reserve  
12/31/13 Signed OL Mike Farrell to future contract  
Signed LB L.J. Fort to future contract  
Signed S Eric Hagg to future contract  
Signed OL Ryan Miller to future contract  
Signed WR Jordan Norwood to future contract  
Released DL Brandon Moore  
1/7/14 Signed DE Hall Davis to practice squad

#### **BY PLAYER**

#### **ANDERSON, C.J. — RB**

5/1/13 Signed (CFA)

#### **BAKER, Edwin — RB**

9/1/13 Signed to practice squad

11/19/13 Released

#### **BALL, Lance — RB**

8/31/13 Released

#### **BALL, Montee — RB**

6/13/13 Signed (draft choice)

#### **BATEMAN, Kemonte' — WR**

4/30/13 Signed (CFA)

8/26/13 Waived

#### **BEAL, Jeremy — DE**

8/31/12 Placed on injured reserve

8/31/13 Waived

#### **BLAKE, Philip — C/G**

6/1/12 Signed (draft choice)

9/18/12 Placed on injured reserve

8/31/13 Waived

#### **BLATNICK, Jamie — DE**

8/31/12 Waived

9/13/12 Signed to practice squad

10/13/12 Released from practice squad

#### **BOREN, Justin — G**

1/15/13 Signed to future contract

8/7/13 Waived/injured

8/8/13 Placed on injured reserve

10/15/13 Waived from injured reserve

#### **BRADLEY, Stewart — LB**

3/14/13 Signed

8/31/13 Placed on injured reserve

#### **BROOKING, Keith — LB**

8/7/12 Signed

#### **BOYETT, John — S**

11/19/13 Signed to practice squad

#### **BUMPHIS, Chad — WR**

10/22/13 Signed to practice squad

11/27/13 Released

#### **BUSH, Rafael — S**

8/31/12 Waived

#### **BUTLER, Mario — CB**

10/30/12 Signed to practice squad

1/22/13 Signed to future contract

8/26/13 Waived

#### **CARTER, Quinton — S**

9/29/12 Placed on injured reserve

8/27/13 Placed on injured reserve

#### **CLADY, Ryan — T**

9/18/13 Placed on injured reserve

#### **CORNICK, Paul — T**

12/10/12 Signed to practice squad

1/15/12 Signed to future contract

8/31/13 Waived

9/1/13 Signed to practice squad

#### **COFFEY, Elliot — LB**

5/3/12 Signed (CFA)

8/27/12 Waived

#### **DAVIS, C.J. — C**

9/11/12 Waived

9/12/12 Signed to practice squad

9/18/12 Signed to active roster

8/31/13 Released

#### **DAVIS, Hall — DE**

1/7/14 Signed to practice squad

#### **DELL, Mark — WR**

8/27/12 Waived

#### **DOERR, Ryan — P**

4/30/13 Signed (CFA)

8/15/13 Waived/injured

#### **DUMERVIL, Elvis — DE**

3/15/13 Released

#### **DYSERT, Zac — QB**

5/14/13 Signed (draft choice)

#### **EDWARDS, Lonnie — G**

12/19/12 Signed to practice squad

#### **FANNIN, Mario — RB**

8/6/12 Waived/injured

8/7/12 Placed on injured reserve

5/21/13 Waived

#### **FARRELL, Mike — OL**

12/31/13 Signed to future contract

#### **FLORENCE, Drayton — CB**

8/31/13 Released

#### **FOKETI, Manase — T**

4/30/13 Signed (CFA)

8/26/13 Waived

#### **FORT, L.J. — LB**

12/31/13 Signed to future contract

#### **FRANKLIN, Jerry — LB**

8/31/12 Waived

#### **FUA, Sione — DT**

11/27/13 Signed

#### **FUGA, Romney — DT**

4/30/13 Signed (CFA)

8/31/13 Waived

#### **GARLAND, Ben — G**

8/31/12 Waived

9/1/12 Signed to practice squad

1/15/12 Signed to future contract

8/31/13 Waived

9/1/13 Signed to practice squad

#### **GIDEON, Blake — S**

10/9/12 Signed to practice squad

1/17/13 Signed to a future contract

5/21/13 Designated as reserve/retired

#### **GOODWIN, D'Andre — WR**

8/2/12 Waived/injured

8/3/12 Placed on injured reserve

9/17/12 Waived from injured reserve

#### **GRANT, Adam — T**

8/31/12 Waived

9/18/12 Signed to practice squad

#### **GRISHAM, Tyler — WR**

8/24/12 Waived/injured

8/27/12 Placed on injured reserve

9/11/12 Waived from injured reserve

#### **HAGG, Eric — S**

12/31/13 Signed to future contract

#### **HANIE, Caleb — QB**

9/8/12 Released

9/11/12 Signed

2/12/13 Released

#### **HARRIS, Ryan — T**

8/31/12 Released

#### **HESTER, Aaron — CB**

4/30/13 Signed (CFA)

8/31/13 Waived

#### **HESTER, Jacob — RB**

11/26/12 Signed

9/1/13 Released

**HILL, Jason — WR**  
8/31/12 Released

**HILLMAN, Ronnie — RB**  
7/24/12 Signed (draft choice)

**HILLS, Tony — T**  
8/31/12 Released

**HOLLIDAY, Trindon — WR**  
10/11/12 Claimed off waivers (Hou.)

**HOLMES, Damien — LB**  
5/13/13 Signed (CFA)  
8/31/13 Waived

**HUFF, Michael — S**  
11/19/13 Signed

**HUNTER, Jason — DE**  
8/27/12 Placed on injured reserve

**IHENACHO, Duke — S**  
8/31/12 Waived  
9/1/12 Signed to practice squad  
9/29/12 Signed to active roster  
10/11/12 Waived  
10/13/11 Signed to practice squad  
10/30/12 Signed to active roster  
11/13/12 Waived  
11/15/12 Signed to practice squad  
1/15/13 Signed to future contract

**INGRAM, Cornelius — TE**  
8/31/12 Waived

**JAMMER, Quentin — DB**  
5/30/13 Signed

**JOHNSON, Jeremiah — RB**  
8/31/12 Waived  
9/1/12 Signed to practice squad  
11/24/12 Released  
11/26/12 Signed to practice squad  
1/15/12 Signed to future contract  
8/31/13 Released

**JUDIE, Coryell — CB**  
7/25/12 Waived (failed physical)

**JUSTICE, Winston — T**  
9/18/13 Signed

**KATZ, Ryan — QB**  
4/30/13 Signed (CFA)  
8/26/13 Waived

**KAVEINGA, Uona — LB**  
4/30/13 Signed (CFA)  
8/26/13 Waived

**KENNEY, Cameron — WR**  
8/1/12 Claimed off waivers (Sea.)  
8/27/12 Waived

**KING, Tavarres — WR**  
5/10/13 Signed (draft choice)  
8/31/13 Waived  
9/1/13 Signed to practice squad  
10/16/13 Signed to active roster  
10/19/13 Waived

**KNIGHTON, Terrance — DT**  
3/14/13 Signed (UFA)

**KOPPEN, Dan — C**  
9/11/12 Signed  
7/2/13 Signed (UFA)  
7/29/13 Placed on injured reserve

**LENON, Paris — LB**  
8/20/13 Signed

**LEONHARD, Jim — S**  
8/5/12 Signed

**LILJA, Ryan — C/G**  
8/1/13 Signed  
8/31/13 Released

**MALONE, Nigel — CB**  
8/1/13 Claimed off waivers (Pit.)  
8/26/13 Waived

**MARSHALL, Brandon — LB**  
9/2/13 Signed to practice squad  
12/24/13 Signed to active roster

**MASON JR., Gary — DE**  
5/1/13 Signed (CFA)  
5/10/13 Waived (failed physical)

**MAYS, Joe — LB**  
10/30/12 Placed on injured reserve  
7/23/13 Released

**McCRAY, Larentee — LB**  
4/30/13 Signed (CFA)  
8/31/13 Placed on injured reserve

**McDUFFIE, Quincy — WR**  
4/30/13 Signed (CFA)  
8/26/13 Waived  
8/27/13 Placed on injured reserve

**McGAHEE, Willis — RB**  
11/21/12 Placed on injured reserve  
6/13/13 Released

**MILLER, Anthony — TE**  
8/27/12 Waived

**MILLER, Ryan — OL**  
12/31/13 Signed to future contract

**MILLER, Von — LB**  
12/24/13 Placed on injured reserve

**MINCEY, Jeremy — DE**  
12/17/13 Signed

**MOHAMED, Mike — LB**  
8/31/12 Waived  
9/27/12 Signed to practice squad  
9/29/12 Signed to active roster  
10/1/12 Waived  
10/3/12 Signed to practice squad  
11/15/12 Released from practice squad

**MOFFITT, John — G**  
8/21/13 Acquired from Seattle in exchange for DT Sealver Siliga  
11/5/13 Placed on Exempt/Left Squad  
11/11/13 Placed on Reserve/Retired

**MOORE, Brandon — DE**  
11/27/13 Signed to practice squad  
12/31/13 Released

**MOORE, Joshua — CB**  
8/22/12 Waived/injured  
8/23/12 Placed on injured reserve  
8/25/12 Waived from injured reserve (injury settlement)

**MOORE, Rahim — S**  
11/19/13 Placed on injured reserve-designated for return

**NORWOOD, Jordan — WR**  
12/31/13 Signed to future contract

**O'CONNELL, Jake — TE**  
7/27/13 Signed  
8/31/13 Released

**OBIOZOR, Cyril — DE**  
8/27/12 Waived

**OMON, Xavier — RB**  
8/27/12 Waived

**ORTON, Greg — WR**  
8/31/12 Waived  
9/1/12 Signed to practice squad  
1/22/13 Signed to a future contract  
8/26/13 Waived  
8/27/13 Placed on injured reserve  
10/8/13 Waived from injured reserve

**OSWEILER, Brock — QB**  
7/24/12 Signed (draft choice)

**PAGE, Eric — WR**  
7/25/12 Waived (failed physical)

**PAINTER, Winston — T**  
5/10/13 Signed (draft choice)  
8/31/13 Waived  
9/1/13 Signed to practice squad

**PALMER, Nathan — WR**  
12/24/13 Signed to practice squad

**PAXTON, Lonie — LS**  
8/27/12 Released

**PERKINS, Anthony — S**  
7/28/12 Signed  
8/27/12 Waived

**PETERSON, Deangelo — TE**  
8/6/13 Signed  
8/26/13 Waived

**PHILLIPS, Shaun — LB**  
4/29/13 Signed (UFA)

**RASNER, Ross — S**  
4/30/13 Signed (CFA)  
8/31/13 Waived

**REED, Bert — WR**  
10/2/12 Signed to practice squad  
10/9/12 Released from practice squad

**REED, Lucas — TE**  
4/30/13 Signed (CFA)  
7/27/13 Waived/injured  
7/28/13 Placed on injured reserve  
8/2/13 Waived form injured reserve

**REMMERS, Mike — T**  
8/27/12 Waived

**RIPPY, Doug — LB**  
4/30/13 Signed (CFA)  
5/13/13 Waived

**ROBINSON, Adrian — LB**  
9/1/13 Claimed off waivers (Phi.)  
10/15/13 Waived

**ROBINSON, Gerell — WR**  
8/31/12 Waived  
1/15/13 Signed to a future contract  
8/31/13 Waived  
9/1/13 Signed to practice squad

**ROBINSON, Ramzee — CB**  
8/27/12 Waived

**RODGERS-CROMARTIE, Dominique — CB**  
3/14/13 Signed (UFA)

**SAULSBERRY, Quentin — C/G**  
9/2/12 Signed to practice squad  
1/15/13 Signed to future contract  
8/26/13 Waived

**SILIGA, Sealver — DT**  
8/31/12 Waived  
9/1/12 Signed to practice squad  
9/8/12 Signed to active roster  
8/21/13 Traded to Seattle in exchange for G John Moffitt



**SMITH, Quanterus — DE**

5/10/13 Signed (draft choice)  
8/31/13 Placed on injured reserve

**SYLVESTER, Austin — FB**

8/27/12 Waived

**TANYI, Lanston — DE**

5/13/13 Signed (CFA)  
8/26/13 Waived

**THOMAS, Lamaar — WR**

5/1/13 Signed (CFA)  
8/31/13 Waived

**THOMPSON, Syd'Quan — CB**

8/31/12 Waived

**TRIBUE, Wayne — G**

8/31/12 Waived  
9/1/12 Signed to practice squad  
9/11/12 Waived

**VALLOS, Steve — C**

7/29/13 Signed

**VASQUEZ, Louis — G**

3/14/13 Signed (UFA)

**VICKERSON, Kevin — DT**

11/27/13 Placed on injured reserve

**WALTON, J.D. — C**

10/1/12 Placed on injured reserve  
8/27/13 Placed on Reserve/PUP  
11/5/13 Activated from Reserve/PUP  
12/17/13 Waived

**WARREN, Ty — DT**

9/11/12 Placed on injured reserve

**WEBER, Adam — QB**

8/31/12 Waived

**WEBSTER, Kayvon — CB**

6/13/13 Signed (draft choice)

**WELKER, Wes — WR**

3/15/13 Signed (UFA)

**WEEMS, Darrion — T**

10/2/12 Signed to practice squad  
12/5/12 Signed to Dallas' active roster

**WILLIAMS, D.J. — LB**

2/12/13 Released

**WILLIAMS, Sylvester — DT**

7/25/13 Signed (draft choice)

**WUEBBELS, Austin — G**

8/27/12 Waived

**YOUBOTY, John — DE**

4/30/13 Signed (CFA)  
8/31/13 Waived  
9/1/13 Signed to practice squad



## MIKE ADAMS

20

**SAFETY**



**5-11 • 200 • 10TH YR. • DELAWARE**

**BORN:** March 24, 1981, in Paterson, N.J.

**HIGH SCHOOL:** Passaic Tech High School, Wayne, N.J.

**ACQUIRED:** Unrestricted Free Agent (Cleveland), 2012

**NFL YEAR:** 10th • **YEAR WITH BRONCOS:** 2nd

**NFL GAMES PLAYED/STARTED:** 146/73 • **POSTSEASON GP/GS:** 2/2

### ADAMS AT A GLANCE:

- A 10th-year player who has seen action in 146 career games with Denver (2012-13), Cleveland (2007-11) and San Francisco (2004-06), combining for 73 starts at both safety positions and cornerback.
- Totaled career highs in tackles (80) and passes defended (11) in his first year with the Broncos in 2012, helping Denver rank second in the NFL in total defense (third in pass defense).
- Opened 16 games at free safety for Cleveland in 2011 as the Browns finished with the NFL's second-ranked pass defense (184.9 ypg).
- Owns 18 career takeaways (12 INTs, 6 FR) in addition to contributing 67 special-teams tackles in his first nine NFL seasons.
- Received the 2011 Dino Lucarelli Good Guy Award from the Cleveland Chapter of the Professional Football Writers' Association.
- Started 23-of-43 career games at the University of Delaware, earning second-team All-Atlantic 10 Conference honors as a senior in 2003 while helping guide the Blue Hens to the Division I-AA National Championship.
- Joined the Broncos as an unrestricted free agent on March 16, 2012.
- Entered the NFL with San Francisco as a college free agent on April 28, 2004.

**CAREER TRANSACTIONS:** Signed by San Francisco as a college free agent 4/28/04; Waived by San Francisco 9/4/04; Signed by San Francisco (practice squad) 9/6/04; Signed by San Francisco (active roster) 11/13/04; Signed by Cleveland 4/2/07; Re-signed by Cleveland as an unrestricted free agent 3/6/09; Signed by Denver as an unrestricted free agent 3/16/12.



**2013:** Adams played all 16 regular-season games ( starts) for the fifth time in his career... Posted four tackles and a quarterback hit in Denver's Week 2 win at NYG (9/15)... Broke up Chad Henne's fourth-down pass in the fourth quarter vs. Jac. (10/13)... Tied for the team lead with six tackles and broke up Alex Smith's fourth-down pass in the end zone late in the fourth quarter to seal Denver's Week 13 win at K.C. (12/1)... Finished second on the team with five tackles and recovered a fumble vs. Ten. (12/8)... Tied for second on the team with six tackles, including one for a loss vs. S.D. (12/12)... Posted a game-high nine tackles and intercepted a pass that led to a Broncos touchdown at Hou. (12/22).

**2012:** Adams started all 16 regular-season games for the second consecutive year and ranked second on the team with 80 tackles (60 solo) and third on the club with 11 passes defended—both career highs... Added one sack (2 yds.), two forced fumbles and a team-best two fumble recoveries in the regular season... Matched a personal best with three pass breakups and tied for third on the team with four tackles (all solo) in Denver's season-opening win vs. Pit. (9/9)... Set a career high with 12 tackles and recovered a fumble at N.E. (10/7)... Sacked Panthers quarterback Cam Newton in the end zone for his first career safety at Car. (11/11)... Made his playoff debut in Denver's Divisional Playoff Game vs. Bal. (1/12) and made two solo stops with one pass breakup.

**2011:** Adams started all 16 games for the first time in his career and totaled 61 tackles (41 solo), a team-high three interceptions (33 yds.), six passes defended, one forced fumble and one fumble recovery for the league's second-ranked pass defense... Contributed three tackles on special teams... Recorded a takeaway (2 INT, 1 FR) in three consecutive games in Weeks 3-5... Tied a career high with 10 tackles (6 solo) and added an interception vs. Pit. (1/1).

**2010:** Adams played 15 games (2 starts) for Cleveland and posted 34 tackles (31 solo), one sack (10 yds.), two interceptions (51 yds.) and six passes defended to go along with 10 special-teams stops. Helped the Browns' kickoff coverage unit lead the NFL by allowing just 17.8 yards per return.

**2009:** Adams appeared in all 16 games, opening six contests at cornerback and three others at safety, while

tallying 61 tackles (52 solo), one sack (6 yds.), a career-best eight passes defended and one fumble recovery... Added 10 tackles on special-teams units to rank fourth on the club.

**2008:** Adams saw time in 14 games (5 starts) at strong safety for the Browns and recorded 42 tackles (20 solo), two interceptions (18 yds.), three passes defended and one fumble recovery... Posted four special-teams stops.

**2007:** Adams played 15 games (0 starts) in his first season with Cleveland and totaled 11 tackles (9 solo) with one sack (7 yds.) and two passes defended in addition to ranking second on the team with a career-high 18 special-teams tackles... Injured his knee at Cin. (12/23) and was placed on injured reserve on Dec. 24.

**2006:** Adams played all 16 games (8 starts) for the first time in his career and registered 67 tackles (53 solo) and three passes defended for the 49ers while contributing 12 special-teams stops... Recorded his first double-digit tackle output (10 tackles) in the season opener at Ari. (9/10).

**2005:** Adams saw time in 14 games (10 starts) and totaled a career-high 68 tackles (55 solo), one sack (5 yds.), four interceptions (36 yds.), four passes defended, one forced fumble and one fumble recovery... Tied for the team lead with his four interceptions and added three tackles on special teams... Made his first career start at Ari. (10/2) in Mexico City... Recorded his first-career multi-interception game in the season finale vs. Hou. (1/1), returning a pick 40 yards for a score and adding a takeaway in overtime to set up the 49ers' game-winning field goal.

**2004:** Adams, who entered the NFL with San Francisco as a college free agent on April 28, spent the first half of the season on the club's practice squad before being promoted to the active roster and playing in the 49ers' final eight games... Totaled four tackles (2 solo), one interception (0 yds.) and one pass defended in addition to five special-teams stops... Made his NFL debut vs. Car. (11/14) and recovered a fumble on special teams... Registered his first career interception vs. Mia. (11/28).

**COLLEGE:** Adams started 23-of-43 career games at the University of Delaware and posted 213 tackles, 11 interceptions and 14 pass breakups... Ranked 11th in school history with his 11 interceptions... Earned second-team All-Atlantic 10 Conference honors as a senior team captain in 2003 while guiding the Blue Hens to the Division I-AA National Championship.

**PERSONAL:** Adams attended Passiac Tech High School in Wayne, N.J., where he helped guide his team to the New Jersey Group 4 state title in 1998... Inducted into the Passiac Tech Hall of Fame in 2009 and had his jersey retired in 2010... Received a community service award from the House of Representatives and the New Jersey State Senate for his community service and volunteer work... Runs a joint foundation named the Rising Stars Foundation to assist underprivileged youth... Hosts an annual bowling event and football camp in New Jersey... Voted the recipient of the 2011 Dino Lucarelli Good Guy Award from the Cleveland Chapter of the Professional Football Writers' Association... Nicknamed 'Pops' by his grandmother, Michael Carl Adams has a daughter, Maya, and was born on March 24, 1981, in Paterson, N.J.

#### ADAMS' REGULAR SEASON RECORD

Year	Club	G	S	UT	A	TT	S-Yds.	I-Yds.	PD	FF	FR	TD-Int.	TD-FR	S	Pts.
2004	San Francisco	8	0	2	2	4	0-0	1-0	1	0	0	0	0	0	0
2005	San Francisco	14	10	55	13	68	1-5	4-36	4	1	1	1	0	0	6
2006	San Francisco	16	8	53	14	67	0-0	0-0	3	0	0	0	0	0	0
2007	Cleveland	15	0	9	2	11	1-7	0-0	2	0	0	0	0	0	0
2008	Cleveland	14	5	20	22	42	0-0	2-18	3	0	1	0	0	0	0
2009	Cleveland	16	9	52	9	61	1-6	0-0	8	0	1	0	0	0	0
2010	Cleveland	15	2	31	3	34	1-10	2-51	6	0	0	0	0	0	0
2011	Cleveland	16	16	41	20	61	0-0	3-33	6	1	1	0	0	0	0
2012	Denver	16	16	60	20	80	1-2	0-0	11	2	2	0	0	1	2
2013	Denver	16	7	45	15	60	0-0	1-3	7	0	1	0	0	0	0
<b>CAREER TOTALS</b>		<b>146</b>	<b>73</b>	<b>368</b>	<b>120</b>	<b>488</b>	<b>5-30</b>	<b>13-141</b>	<b>51</b>	<b>4</b>	<b>7</b>	<b>1</b>	<b>0</b>	<b>1</b>	<b>8</b>
<b>BRONCOS TOTALS</b>		<b>32</b>	<b>23</b>	<b>105</b>	<b>35</b>	<b>140</b>	<b>1-2</b>	<b>1-3</b>	<b>18</b>	<b>2</b>	<b>3</b>	<b>0</b>	<b>0</b>	<b>1</b>	<b>2</b>

**ADDITIONAL STATISTICS:** Special teams tackles — 2004 (5), 2005 (3), 2006 (12), 2007 (18), 2008 (4), 2009 (10), 2010 (12), 2011 (3), 2013 (3), TOTAL (70). Special teams fumbles — 2004 (1 FR), 2005 (1 FF), 2007 (1 FR), TOTAL (1 FF, 2 FR).

#### ADAMS' POSTSEASON RECORD

Year	Club	G	S	UT	A	TT	S-Yds.	I-Yds.	PD	FF	FR	TD-Int.	TD-FR	S	Pts.
2012	Denver	1	1	2	0	2	0-0	0-0	1	0	0	0	0	0	0
2013	Denver	1	1	2	0	2	0-0	0-0	0	0	0	0	0	0	0
<b>CAREER TOTALS</b>		<b>2</b>	<b>2</b>	<b>4</b>	<b>0</b>	<b>4</b>	<b>0-0</b>	<b>0-0</b>	<b>1</b>	<b>0</b>	<b>0</b>	<b>0</b>	<b>0</b>	<b>0</b>	<b>0</b>

#### ADAMS' SINGLE GAME HIGHS

(Postseason in parentheses)

**Tackles** — 12 at New England, 10/7/12 (2, twice, last vs. San Diego, 1/12/14). **Interceptions** — 2 vs. Houston, 1/1/06 (none). **Interception return yards** — 36 vs. Houston, 1/1/06 (none). **Sacks** — 1, five times, last at Carolina, 11/11/12 (none). **Sack yards** — 10 vs. N.Y. Jets, 11/14/10 (none).

**MIKE ADAMS' GAME-BY-GAME**

(Victories asterisked)

2013 DENVER		TACKLES								
Date	Opponent	P/S	UT	A	TT	S-Yds.	I-Yds	PD	FF	FR
Sep 5	vs. Baltimore*	P	2	0	2	0-0	0-0	1	0	0
Sep 15	at N.Y. Giants*	P	3	1	4	0-0	0-0	0	0	0
Sep 23	vs. Oakland*	P	2	1	3	0-0	0-0	0	0	0
Sep 29	vs. Philadelphia*	P	0	0	0	0-0	0-0	0	0	0
Oct 6	at Dallas*	P	3	1	4	0-0	0-0	0	0	0
Oct 13	vs. Jacksonville*	P	0	1	1	0-0	0-0	1	0	0
Oct 20	at Indianapolis	P	0	0	0	0-0	0-0	0	0	0
Oct 27	vs. Washington*	P	1	2	3	0-0	0-0	1	0	0
Nov 10	at San Diego*	S	3	1	4	0-0	0-0	0	0	0
Nov 17	vs. Kansas City*	P	3	0	3	0-0	0-0	0	0	0
Nov 24	at New England	S	4	3	7	0-0	0-0	0	0	0
Dec 1	at Kansas City*	S	6	0	6	0-0	0-0	1	0	0
Dec 8	vs. Tennessee*	S	4	1	5	0-0	0-0	0	0	1
Dec 12	vs. San Diego*	S	5	1	6	0-0	0-0	0	0	0
Dec 22	at Houston*	S	6	3	9	0-0	1-3	3	0	0
Dec 29	at Oakland*	S	3	0	3	0-0	0-0	0	0	0
<b>Regular Season Totals</b>		<b>16/7</b>	<b>45</b>	<b>15</b>	<b>60</b>	<b>0-0</b>	<b>1-3</b>	<b>7</b>	<b>0</b>	<b>1</b>
<b>ADDITIONAL STATISTICS:</b> *Special teams tackles — 3.										
Jan 12	vs. San Diego†	S	2	0	2	0-0	0-0	0	0	0
<b>Postseason Totals</b>		<b>1/1</b>	<b>2</b>	<b>0</b>	<b>2</b>	<b>0-0</b>	<b>0-0</b>	<b>0</b>	<b>0</b>	<b>0</b>

†AFC Divisional Playoff Game



# C.J. ANDERSON

22

## RUNNING BACK

5-8 • 224 • R • CALIFORNIA

**BORN:** Feb. 10, 1991, in Vallejo, Calif.

**HIGH SCHOOL:** Bethel High School, Vallejo, Calif.

**ACQUIRED:** College Free Agent, 2013

**NFL YEAR:** 1st • **YEAR WITH BRONCOS:** 1st

**NFL GAMES PLAYED/STARTED:** 5/0 • **POSTSEASON GP/GS:** 0/0



### ANDERSON AT A GLANCE:

- A rookie running back who made the Broncos' opening-week roster as a college free agent.
- Saw action in all 25 games (2 starts) in two seasons at Cal after transferring from Laney College.
- Rushed for 1,135 yards on 198 carries (5.7 avg.) and 12 touchdowns for the Golden Bears and added 22 receptions for 350 yards and two scores.
- Earned first-team All-America honors and led the NorCal Conference in rushing during his final season at Laney College in 2010, racking up 1,644 yards and 13 touchdowns on 206 attempts (8.0 avg.).
- Attended Bethel High School in Vallejo, Calif., where he rushed for nearly 4,000 yards during his prep career and led his team to four consecutive playoff appearances.
- Joined the Broncos as a college free agent on May 1, 2013.

**CAREER TRANSACTIONS:** Signed by Denver as a college free agent 5/1/13.



**2013:** Anderson played five regular-season games, finishing with 38 yards on seven carries (5.4 avg.) as a rookie... Made his NFL debut and posted 22 yards on four carries vs. Was. (10/27).

**COLLEGE:** Anderson saw action in all 25 games (2 starts) in two seasons at Cal after transferring from Laney College... Rushed for 1,135 yards on 198 carries (5.7 avg.) and 12 touchdowns for the Golden Bears and added 22 receptions for 350 yards and two scores... Totaled 126 rushes for 790 yards (6.3 avg.) and four touchdowns as a senior while topping the 100-yard mark on three occasions... Played in all 13 games in his first year at Cal in 2011 and totaled 345 yards and eight touchdowns on 72 carries (4.8 avg.)... Earned first-team All-America honors and led the NorCal Conference in rushing during his final season at Laney College in 2010, racking up 1,644 yards and 13 touchdowns on 206 attempts (8.0 avg.)... Tallied 114 carries for 693 yards (6.1 avg.) and three scores as a freshman.

**PERSONAL:** Anderson attended Bethel High School in Vallejo, Calif., where he rushed for nearly 4,000 yards during his prep career and led his team to four consecutive playoff appearances... Majored in interdisciplinary studies at Cal... Cortelle Javon Anderson was born on Feb. 10, 1991.

### C.J. ANDERSON'S GAME-BY-GAME

(Victories asterisked)

2013 DENVER		RUSHING						RECEIVING			SCORING		
Date	Opponent	P/S	No.	Yds.	Avg.	LG	TD	No.	Yds.	Avg.	LG	TD	2pt. Pts.
Sep 5	vs. Baltimore*												
Sep 15	at N.Y. Giants*												
Sep 23	vs. Oakland*												
Sep 29	vs. Philadelphia*												
Oct 6	at Dallas*												
Oct 13	vs. Jacksonville*												
Oct 20	at Indianapolis												
Oct 27	vs. Washington*	P	4	22	5.5	11	0	0	0	0.0	—	0	0 0
Nov 10	at San Diego*	P	0	0	0.0	—	0	0	0	0.0	—	0	0 0
Nov 17	vs. Kansas City*	P	0	0	0.0	—	0	0	0	0.0	—	0	0 0
Nov 24	at New England	P	3	16	5.3	6	0	0	0	0.0	—	0	0 0
Dec 1	at Kansas City*												
Dec 8	vs. Tennessee*	P	0	0	0.0	—	0	0	0	0.0	—	0	0 0
Dec 12	vs. San Diego												
Dec 22	at Houston*												
Dec 29	at Oakland*												
<b>Regular Season Totals</b>		<b>5/0</b>	<b>7</b>	<b>38</b>	<b>5.4</b>	<b>11</b>	<b>0</b>	<b>0</b>	<b>0</b>	<b>0.0</b>	<b>—</b>	<b>0</b>	<b>0 0</b>
Jan 12	vs. San Diego†*												
<b>Postseason Totals</b>		<b>0/0</b>	<b>0</b>	<b>0</b>	<b>0.0</b>	<b>—</b>	<b>0</b>	<b>0</b>	<b>0</b>	<b>0.0</b>	<b>—</b>	<b>0</b>	<b>0 0</b>

†AFC Divisional Playoff Game



## ROBERT AYERS

91

### DEFENSIVE END

6-3 • 274 • 5TH YR. • TENNESSEE

BORN: Sept. 6, 1985, in Jersey City, N.J.

HIGH SCHOOL: Marlboro County High School, Bennettsville, S.C.

ACQUIRED: Draft #1b (18th overall), 2009

NFL YEAR: 5th • YEAR WITH BRONCOS: 5th

NFL GAMES PLAYED/STARTED: 72/27 • POSTSEASON GP/GS: 4/1



### AYERS AT A GLANCE:

- A fifth-year player who has started 27-of-72 games during his career at outside linebacker (2009-10) and defensive end (2011-13).
- Opened 13-of-16 games in 2011 and combined for 44 tackles and five sacks in the regular season and playoffs.
- Started 10-of-11 games played in 2010 and tied for the team lead with 10 quarterback hits despite missing five games due to injury.
- Recorded a tackle for a loss in four consecutive games to start the 2010 season.
- Notched the longest scoring fumble return by a Broncos rookie in team history with his 54-yard touchdown on *Monday Night Football* vs. Pittsburgh (11/9/09).
- Led the University of Tennessee in tackles for a loss during each of his final two years at the school, totaling 27.5 tackles for negative yardage over that stretch.
- Earned second-team All-Southeastern Conference honors as a senior at Tennessee in 2008, starting all 12 games at defensive end and leading the conference with 15.5 tackles for a loss in addition to pacing Tennessee's defensive line with 49 tackles (34 solo).
- Shared the Andy Spiva Award as Tennessee's most improved defender in 2008 while helping the Volunteers tie for third in the country in total defense (263.5 ypg.) and rank 10th in the nation in scoring defense (16.8 ppg.).
- Selected by the Broncos in the first round (18th overall) of the 2009 NFL Draft.

**CAREER TRANSACTIONS:** Signed by Denver as a draft choice 8/3/09.



**2013:** Ayers played 15 games (3 starts), and posted a career-best 5.5 sacks to go with 29 tackles and one forced fumble... Sacked Joe Flacco for a 9-yard loss in Denver's season-opening win vs. Bal. (9/5)... Made three tackles, including one for a loss in the Broncos' Week 2 win at NYG (9/15)... Set a career high with a pair of sacks vs. Oak. (9/23)... Posted a career-best six tackles and added half a sack vs. Phi. (9/29)... Sacked Tony Romo for a 6-yard loss at Dal. (10/6)... Strip-sacked Matt Schaub at Hou. (12/22).

**2012:** Ayers appeared in 15 regular-season games for the Broncos in 2012, finishing with 16 tackles (8 solo) and two sacks (18 yds.) to go along with a pair of pass breakups... Set or tied career highs in tackles (5), sacks (1), sack yards (12) and pass breakups (2) at Car. (11/11).

**2011:** Ayers played all 16 regular season games (13 starts) at defensive end and tied a career high with 39 tackles (25 solo) to go along with a personal-best three sacks (12 yds.), two passes defended, one forced fumble and one fumble recovery... Played in both of Denver's playoff games, totaling five tackles (3 solo) and two sacks (24 yds.)... Recorded the eighth multi-sack game in Broncos postseason history during Denver's AFC Wild Card Game vs. Pit. (1/8), taking down Steelers quarterback Ben Roethlisberger twice, including on the last play of regulation to force overtime.

**2010:** Ayers posted 39 tackles (32 solo), 1.5 sacks (6.5 yds.), one pass defended and one forced fumble in 11 games played (10 starts) in 2010... Tied for the team lead with 10 quarterback hits while ranking fourth on the club with six tackles for a loss... Recorded his first career sack (5 yds.) in the season opener at Jac. (9/12)... Had two tackles for a loss and helped set the edge at Ten. (10/3), limiting Titans running back Chris Johnson to his third-lowest rushing output (53 yds.) in 24 contests... Missed Games 6-10 with a foot injury.

**2009:** Selected by the Broncos in the first round (18th overall) of the 2009 NFL Draft, Ayers totaled 18 tackles (13 solo), two pass breakups and one fumble recovery in 15 games (1 start) for Denver as a rookie... Posted the longest fumble return touchdown by a rookie in club annals with his 54-yard score on *Monday Night Football* vs. Pit. (11/9)... Registered multiple tackles in five consecutive games (Games 4-8) and six times for the season... Made his first career start at Phi. (12/27) and recovered a fumble on special teams in that contest.

**COLLEGE:** Ayers totaled 113 tackles (80 solo), nine sacks (61 yds.), one interception (8 yds.) and four pass



breakups in 48 career games (14 starts) at the University of Tennessee... Registered a team-high 27.5 tackles for a loss during his final two seasons for the Volunteers... Started all 12 games at right defensive end as a senior, totaling 49 tackles (34 solo), three sacks (29 yds.), 15.5 tackles for a loss (63 yds.) and one interception (8 yds.) to earn second-team All-Southeastern Conference honors... Led the SEC in tackles for a loss (15.5) while pacing the Volunteers' defensive line in tackles (49) as a senior.

**PERSONAL:** Ayers was an all-state selection as a linebacker during his senior year at Marlboro County High School in Bennettsville, S.C.... Selected to play in the Shrine Bowl of the Carolinas as a senior... Rated the third-best linebacker prospect in the nation and the second-best overall prospect in South Carolina by *PrepStar*... Had 112 tackles and five interceptions while handling kickoff return duties as a senior... Posted 94 stops, eight sacks and three interceptions as a junior... Ran the 100 meters and was part of his high school's 4x100 meter relay team... Majored in African studies at Tennessee... Robert Earnest Ayers Jr. was born on Sept. 6, 1985, in Jersey City, N.J.

### AYERS' REGULAR SEASON RECORD

Year	Club	G	S	UT	A	TT	S-Yds.	I-Yds.	PD	FF	FR	TD-Int.	TD-FR	S	Pts.
2009	Denver	15	1	13	5	18	0-0	0-0	2	0	1	0	1	0	6
2010	Denver	11	10	32	7	39	1.5-6.5	0-0	1	1	0	0	0	0	0
2011	Denver	16	13	25	14	39	3-12	0-0	2	1	1	0	0	0	0
2012	Denver	15	0	8	8	16	2-18	0-0	2	0	0	0	0	0	0
2013	Denver	15	3	23	6	29	5.5-34.5	0-0	0	1	0	0	0	0	0
<b>CAREER TOTALS</b>		<b>72</b>	<b>27</b>	<b>101</b>	<b>40</b>	<b>141</b>	<b>12-71</b>	<b>0-0</b>	<b>7</b>	<b>3</b>	<b>2</b>	<b>0</b>	<b>1</b>	<b>0</b>	<b>6</b>

**ADDITIONAL STATISTICS:** Special teams tackles — 2009 (1), TOTAL (1). Recovered a fumble and returned it 54 yards for a touchdown vs. Pit. (11/9/09). Recovered a fumble on special teams at Phi. (12/27/09).

### AYERS' POSTSEASON RECORD

Year	Club	G	S	UT	A	TT	S-Yds.	I-Yds.	PD	FF	FR	TD-Int.	TD-FR	S	Pts.
2011	Denver	2	1	3	2	5	2-24	0-0	0	0	0	0	0	0	0
2012	Denver	1	0	0	0	0	0-0	0-0	0	0	0	0	0	0	0
2013	Denver	1	0	1	1	2	0-0	0-0	0	0	0	0	0	0	0
<b>CAREER TOTALS</b>		<b>4</b>	<b>1</b>	<b>4</b>	<b>3</b>	<b>7</b>	<b>2-24</b>	<b>0-0</b>	<b>0</b>	<b>0</b>	<b>0</b>	<b>0</b>	<b>0</b>	<b>0</b>	<b>0</b>

### AYERS' SINGLE-GAME HIGHS

(Postseason in parentheses)

**Tackles** — 6 vs. Philadelphia, 9/29/13 (3 vs. Pittsburgh, 1/8/12). **Sacks** — 2 vs. Oakland, 9/23/13 (2 vs. Pittsburgh, 1/8/12). **Passes defended** — 2 at Carolina, 11/11/12 (none). **Sack yards** — 12 at Carolina, 11/11/12 (24 vs. Pittsburgh, 1/8/12). **Interceptions** — None (None). **Interception return yards** — None (None).

### ROBERT AYERS' GAME-BY-GAME

(Victories asterisked)

2013 DENVER		TACKLES									
Date	Opponent	P/S	UT	A	TT	S-Yds.	I-Yds.	PD	FF	FR	
Sep 5	vs. Baltimore*	S	1	0	1	1-9	0-0	0	0	0	
Sep 15	at N.Y. Giants*	P	3	0	3	0-0	0-0	0	0	0	
Sep 23	vs. Oakland*	S	2	0	2	2-12	0-0	0	0	0	
Sep 29	vs. Philadelphia*	P	5	1	6	.5-1.5	0-0	0	0	0	
Oct 6	at Dallas*	S	1	1	2	1-6	0-0	0	0	0	
Oct 13	vs. Jacksonville*				INACTIVE						
Oct 20	at Indianapolis	P	0	1	1	0-0	0-0	0	0	0	
Oct 27	vs. Washington*	P	3	0	3	0-0	0-0	0	0	0	
Nov 10	at San Diego*	P	1	0	1	0-0	0-0	0	0	0	
Nov 17	vs. Kansas City*	P	0	0	0	0-0	0-0	0	0	0	
Nov 24	at New England	P	0	1	1	0-0	0-0	0	0	0	
Dec 1	at Kansas City*	P	1	0	1	0-0	0-0	0	0	0	
Dec 8	vs. Tennessee*	P	1	0	1	0-0	0-0	0	0	0	
Dec 12	vs. San Diego	P	1	2	3	0-0	0-0	0	0	0	
Dec 22	at Houston*	P	3	0	3	1-6	0-0	0	1	0	
Dec 29	at Oakland*	P	1	0	1	0-0	0-0	0	0	0	
<b>Regular Season Totals</b>		<b>15/3</b>	<b>23</b>	<b>6</b>	<b>29</b>	<b>5.5-34.5</b>	<b>0-0</b>	<b>0</b>	<b>1</b>	<b>0</b>	
Jan 12	vs. San Diego†	P	1	1	2	0-0	0-0	0	0	0	
<b>Postseason Totals</b>		<b>1/0</b>	<b>1</b>	<b>1</b>	<b>2</b>	<b>0-0</b>	<b>0-0</b>	<b>0</b>	<b>0</b>	<b>0</b>	

†AFC Divisional Playoff Game





## CHAMP BAILEY

24

### CORNERBACK

6-0 • 192 • 15TH YR. • GEORGIA

**BORN:** June 22, 1978, in Fort Campbell, Ky.

**HIGH SCHOOL:** Charlton County High School, Folkston, Ga.

**ACQUIRED:** Trade (Washington), 2004

**NFL YEAR:** 15th • **YEAR WITH BRONCOS:** 10th

**NFL GAMES PLAYED/STARTED:** 215/212 • **POSTSEASON GP/GS:** 9/8



### BAILEY AT A GLANCE:

- A 15th-year veteran and 10-year Bronco whose 12 career Pro Bowl selections are the most by a defensive back in NFL history and are tied with teammate Peyton Manning for the most among active players.
- Named to the NFL's All-Decade Team for the 2000s as chosen by the Pro Football Hall of Fame Selection Committee.
- Earned Associated Press All-Pro and Pro Bowl honors during each of his first four seasons in Denver from 2004-07 after spending five years with Washington to begin his NFL career.
- Tied for second in franchise history in Pro Bowl selections (8) and is tied for fourth in club annals with 34 interceptions as a Bronco.
- Leads all NFL cornerbacks (3rd among all players) with 52 interceptions since his rookie year in 1999 while placing fifth in the league with 34 interceptions since joining the Broncos in 2004.
- Began his NFL career starting 99 consecutive regular-season games and has the most starts (212) among league cornerbacks since his rookie year in 1999.
- Penalized for pass interference only three times during the last seven years (2006-12) in the 504 times he was targeted (0.6%) according to Stats Inc.
- Recorded 18 interceptions with Denver from 2005-06, marking the most by an NFL player in a two-year stretch since Everson Walls had 18 interceptions for Dallas from 1981-82.
- Tied for the NFL lead in 2006 with a career-best 10 interceptions, which marked the second-highest single-season total in Denver history and propelled him to a second-place finish in the Associated Press' NFL Defensive Player of the Year voting.
- Turned in one of the most dramatic plays in NFL postseason annals when he returned an interception 100 yards in an AFC Divisional Playoff Game against New England (1/14/06), marking the longest non-scoring interception return in league playoff history.
- Became the youngest player in NFL history to post three interceptions in a game as a rookie with the Redskins (at Arizona, 10/17/99).
- Won the 1998 Bronko Nagurski Award at the University of Georgia as the nation's top defensive player while also earning consensus All-America honors that year.
- Joined the Broncos on March 4, 2004, in a trade with Washington that brought Bailey and a second-round draft choice (RB Tatum Bell) to Denver in exchange for running back Clinton Portis.
- Selected by Washington in the first round (7th overall) of the 1999 NFL Draft.

### 24's TROPHY CASE

**All-Decade Team** ..... 2000s  
**Pro Bowl Selections (12)** 2000-07, '09-12  
**All-Pro (First Team) (3)** ..... 2004-06  
**All-Pro (Second Team) (2)** ... 2007, '12

**CAREER TRANSACTIONS:** Signed by Washington as a draft choice 7/29/99; Traded to Denver 3/4/04; Signed by Denver 3/22/04.



### BAILEY A REGULAR IN THE PRO BOWL

#### MOST PRO BOWL SELECTIONS AT CB, NFL HISTORY

Player	Team	No.
1. <b>Champ Bailey</b>	Den./Was.	12
2. Mike Haynes	LAA/N.E.	9
3. Lemar Parrish	Buf./Was./Cin.	8
Deion Sanders	Bal./Was./Dal./S.F./Atl.	8

#### MOST PRO BOWL SELECTIONS, BRONCOS HISTORY

Player	Pos.	No.
1. John Elway	QB	9
2. <b>Champ Bailey</b>	<b>CB</b>	<b>8</b>
Steve Atwater	S	8
Shannon Sharpe	TE	7
Randy Gradishar	LB	7

## BAILEY MAKING AN IMPACT

### MOST INTERCEPTIONS BY A BRONCO, CAREER

Player	INTs	Yds.	Avg.	TDs
1. Steve Foley, 1976-86	44	622	14.1	1
2. Goose Gonsoulin, 1960-66	43	542	12.6	2
3. Billy Thompson, 1969-81	40	784	19.6	3
4. Tyrone Braxton, 1987-93, '95-99	34	614	18.1	4
<b>Champ Bailey, 2004-Pres.</b>	<b>34</b>	<b>340</b>	<b>10.0</b>	<b>3</b>
5. Mike Harden, 1980-88	33	643	19.5	4

### MOST INTERCEPTIONS BY A BRONCO, SEASON

Player	INTs	Yds.	Avg.	TDs
1. Goose Gonsoulin, 1960	11	98	8.9	0
<b>2. Champ Bailey, 2006</b>	<b>10</b>	<b>162</b>	<b>16.2</b>	<b>1</b>
3. Deltha O'Neal, 2001	9	115	12.8	0
Tyrone Braxton, 1996	9	128	14.2	1
Willie Brown, 1964	9	140	15.6	0
<b>6. Champ Bailey, 2005</b>	<b>8</b>	<b>139</b>	<b>17.4</b>	<b>2</b>

**2013:** Bailey played five regular-season games (3 starts) in a season in which he battled a foot injury that he suffered in the preseason throughout the year... Made 14 tackles with three pass breakups... Missed the team's first five games with a foot injury... Returned to the field with a game-high three pass breakups and tied for third on the team with six tackles vs. Jac. (10/13)... Tied for the team lead with four tackles (all solo) in Denver's divisional-round win vs. S.D. (1/12).

**2012:** Bailey played all 16 games for the ninth time in his career and was named a starter for his 12th Pro Bowl—a record for selections by a defensive back... Earned second-team All-Pro accolades from the Associated Press and was named to the USA Football All-Fundamentals Team... Ranked fifth on the team with 66 tackles (61 solo) to go along with two interceptions (18 yds.) and nine passes defended... Did not start a game for the first time in his career as Denver's defense opened in a goal-line package at Atl. (9/17)... Intercepted quarterback Andy Dalton's pass, setting up a Broncos touchdown that gave Denver a 31-20 lead late in the fourth quarter at Cin. (11/4)... Led the team with six tackles and broke up quarterback Joe Flacco's third-down pass in the third quarter at Bal. (12/16)... Started Denver's AFC Divisional Playoff Game vs. Bal. (1/12) and made two tackles to go with one pass breakup.

**2011:** Bailey started all 13 games he played in the regular season and was selected to his 11th career Pro Bowl after totaling 39 tackles (35 solo), two interceptions (0 yds.), 10 passes defended and one forced fumble... Started both of Denver's postseason games and recorded five tackles (3 solo) to go along with three passes defended... Registered his fifth career multi-interception game at Oak. (11/6), picking off Raiders quarterback Carson Palmer twice in Denver's 38-24 win... Tied his postseason career high with three passes defended in Denver's AFC Wild Card Game vs. Pit. (1/8).

**2010:** Bailey was selected to his 10th career Pro Bowl—a record for NFL cornerbacks—after playing 15 games (15 starts) and totaling 45 tackles (41 solo), one sack (9 yds.), two interceptions (0 yds.) and 13 passes defended... Named a defensive captain prior to the season... Earned a spot on the USA Football/NFLPA All-Fundamentals Team for his skill in playing the ball... Held Pro Bowl wide receiver Dwayne Bowe to zero catches and drew an offensive pass interference penalty in three targets at K.C. (12/5).

**2009:** Bailey, who was voted a team captain by his teammates and selected to his ninth Pro Bowl at cornerback (tied for most in NFL history), started all 16 games and finished fourth on the Broncos with 72 tackles (62 solo) while adding three interceptions (18 yds.), 15 pass breakups and one forced fumble... Earned his second consecutive Walter Payton NFL Man of the Year nomination by his team... Was the most targeted (98) defensive player in the league to not allow a touchdown... Moved into seventh in Broncos history with 28 interceptions... Helped Denver's pass defense rank third in the NFL, allowing only 186.3 passing yards per game... Named AFC Defensive Player of the Week after posting eight tackles, one interception and four pass breakups vs. Dal. (10/4).

**2008:** Bailey had 56 tackles (45 solo), one interception (0 yds.), four pass breakups, a team-high three forced fumbles and one sack (5 yds.) in nine games (9 starts) for Denver... Nominated as the Broncos' Walter Payton NFL Man of the Year... Injured his groin in the first half on *Monday Night Football* at N.E. (10/20) and was inactive for seven consecutive games before playing in the final two... Started alongside his brother, linebacker Boss Bailey, vs. S.D. (9/14) for the first time since his final season at Georgia in 1998... Added his second career sack—first since his rookie season in 1999—vs. Buf. (12/21).

### BAILEY'S INTs BY QUARTERBACK

*\*denotes win (Bailey's teams are 34-14, including postseason, in games in which he records an interception.)*

QB	INTs	Dates
Carson Palmer	5	1 at Cin., 10/25/04, 1 vs. Cin., 12/24/06* 2 at Oak., 11/6/11*, 1 at Oak., 12/6/12*
Jake Plummer	5	2 at Ari. 10/17/99*, 1 vs. Ari., 12/12/99* 1 vs. Ari. 12/24/00*, 1 vs. Ari., 9/8/02*
Trent Green	3	1 at Stl., 11/20/00*, 1 vs. K.C., 9/12/04*, 1 at K.C., 12/4/05
Matt Hasselbeck	3	1 vs. Sea., 11/4/01*, 1 vs. Sea., 12/3/06, 1 vs. Sea., 9/19/10*
Charlie Batch	2	at Det., 9/10/00
Tom Brady	2	1 vs. N.E., 9/28/03*, 1 vs. N.E., 1/14/06* (AFC Divisional)
Aaron Brooks	2	1 at N.O., 12/30/01*, 1 at N.O., 11/21/04*
Kerry Collins	2	1 at NYG, 12/7/03*, 1 at Oak., 11/13/05*
Brodie Croyle	2	1 at K.C., 11/11/07*, 1 vs. K.C., 12/9/07*
Gus Frerotte	2	1 vs. Det., 1/8/00* (NFC Wild Card), 1 at Mia., 9/11/05
Charlie Frye	2	1 at Cle., 10/22/06*, 1 vs. Oak., 12/20/09
Matt Leinart	2	at Ari., 12/17/06*
Donovan McNabb	2	1 vs. Phi., 11/26/00, 1 at Phi., 12/27/09
Steve McNair	2	1 at Ten., 10/6/02*, 1 vs. Bal., 10/9/06*
Philip Rivers	2	vs. S.D., 9/14/08*, 1 at S.D., 11/22/10
Ben Roethlisberger	2	at Pit., 11/5/06*
Troy Aikman	1	vs. Dal., 9/12/99
Drew Bledsoe	1	at Dal., 11/24/05*
Kyle Boller	1	vs. Bal., 12/11/05*
Drew Brees	1	vs. S.D., 9/18/05*
Dave Brown	1	vs. Ari., 10/17/99*
Andy Dalton	1	at Cin., 11/4/12*
Doug Flutie	1	at S.D., 9/9/01
Jeff Garcia	1	at S.F., 9/22/02
Eli Manning	1	at NYG, 10/23/05
Josh McCown	1	vs. Oak., 9/16/07*
Tony Romo	1	vs. Dal., 10/4/09*
Alex Smith	1	vs. S.F., 12/31/06
Vinny Testaverde	1	vs. NYJ, 11/20/05*
Andrew Walter	1	vs. Oak., 10/15/06*

## BAILEY AMONG NFL LEADERS IN INTERCEPTIONS

### MOST INTERCEPTIONS, NFL, 1999-2012

Player	Team	INTs
1. Darren Sharper	N.O./Min./G.B.	61
Ed Reed	Baltimore	61
3. <b>Champ Bailey</b>	<b>Den./Was.</b>	<b>52</b>
4. Charles Woodson	G.B./Oak.	50
Asante Samuel	Atl./Phi./N.E.	50

### MOST STARTS BY A CORNERBACK, NFL, 1999-2012

Player	Team	No.
1. <b>Champ Bailey</b>	<b>Den./Was.</b>	<b>209</b>
Ronde Barber	T.B.	209
3. Charles Woodson	G.B./Oak.	181
4. Antoine Winfield	Min./Buf.	173
5. Nate Clements	Cin./S.F./Buf.	161

**2007:** Bailey earned his eighth consecutive Pro Bowl selection along with second-team Associated Press All-Pro honors with Denver, starting all 15 games played and tying for third on the club (first among defensive backs) with 81 tackles (68 solo)... Added three interceptions (3 yds.) and 14 pass breakups in addition to five special-teams stops... Called for just one penalty (5 yds.) on the season.

**2006:** Bailey started all 16 games for Denver and posted career bests in tackles (98), interceptions (10) and pass breakups (30)... Earned consensus first-team Associated Press All-Pro honors for the third consecutive season and was chosen to play in the Pro Bowl for the seventh year in a row... Placed second in the AP's NFL Defensive Player of the Year voting... Led the NFL with 11 takeaways... His 10 interceptions marked the second-best single-season total in club annals and tied for the NFL lead... Earned the AFC's Defensive Player of the Month award for the second time in his career when he was recognized for his play in October when he posted three interceptions, 20 tackles (13 solo) and nine pass breakups that month.

**2005:** Bailey played 14 games (14 starts) and finished fourth on the Broncos with 72 tackles (62 solo) while leading the team with a career-high eight interceptions (139 yds.) and 28 pass breakups... Earned first-team Associated Press All-Pro and Pro Bowl honors, helping Denver win the AFC West and advance to the AFC Championship Game... Tied for fourth in the league with eight interceptions... Returned two of his interceptions for touchdowns to become the sixth player in team annals to return two interceptions for scores in a single season... Had at least one interception in a team-record five consecutive games midway through the year and forced two fumbles on the season... Totaled one interception in each of the Broncos' three November contests to earn AFC Defensive Player of the Month honors... In an AFC Divisional Playoff Game vs. N.E. (1/14), the Patriots were driving for a potential go-ahead score in the third quarter when Bailey intercepted Tom Brady's pass in the end zone and returned it 100 yards to the New England 1-yard line to set up a Denver touchdown... The play marked the longest return in team annals as well as the longest non-scoring and second-longest interception return in NFL postseason history... Hamstring injury forced him to miss the first two games of his NFL career (Games 4-5).

**2004:** Bailey started all 16 regular-season games with the Broncos after being acquired from Washington in a blockbuster offseason trade... Earned his fifth consecutive trip to the Pro Bowl and first Associated Press All-Pro nomination after a stellar campaign... Ranked fourth on the team and led all Denver cornerbacks in tackles with 84 (74 solo)... Tallied a team-high three interceptions (0 yds.) along with 13 pass breakups while appearing on offense in three games (one catch for 11 yds. vs. K.C. 9/12).

**2003:** Bailey earned his fourth consecutive trip to the Pro Bowl during his final season with Washington, starting all 16 games and finishing with 72 tackles (61 solo), two interceptions (2 yds.), two fumble recoveries and one forced fumble... Posted 17 pass breakups.

**2002:** Bailey registered 84 tackles (67 solo) and added three interceptions (2 yds.) as a 16-game starter for the Redskins... Earned his third consecutive Pro Bowl berth... Credited with 28 pass breakups on the year... Saw his first action on offense since 2000 vs. Phi. (9/16).

**2001:** Bailey started all 16 games at cornerback for Washington and received Pro Bowl honors for the second time in his career... Finished fifth on the Redskins in tackles (51) and tied for second in interceptions (3)... Credited with a team-high 18 pass breakups, one forced fumble and one fumble recovery.

**2000:** Bailey was voted a starting cornerback on the NFC Pro Bowl team and helped anchor the NFL's second-ranked pass defense, totaling team highs in interceptions (5-48 yds.) and pass breakups (14)... Totaled 66 tackles (52 solo) while starting all 16 games for Washington... Was used on offense, catching three passes for 78 yards (26.0 avg.), including a long of 42, and rushing for one touchdown... Named The Quarterback Club Redskins Player of the Year... Started at cornerback and wide receiver vs. Bal. (10/15).

**1999:** Selected by Washington in the first round (7th overall) of the 1999 NFL Draft, Bailey started all 16 games

## BAILEY NEARLY CAPTURES DEFENSIVE PLAYER OF THE YEAR IN 2006

### 2006 NFL DEFENSIVE PLAYER OF THE YEAR VOTING (ASSOCIATED PRESS)

Player	Position	Team	Votes
1. Jason Taylor	Defensive End	Miami	22
2. <b>Champ Bailey</b>	<b>Cornerback</b>	<b>Denver</b>	<b>16</b>
3. Shawne Merriman	Linebacker	San Diego	6
4. Brian Urlacher	Linebacker	Chicago	4
5. Ray Lewis	Linebacker	Baltimore	1
Trevor Pryce	Defensive End	Baltimore	1

at cornerback and finished second on the Redskins in interceptions (5-55 yds.) while posting 83 tackles (64 solo), 19 pass breakups and one sack (12 yds.)... Made 54 blocks and 14 tackles (10 solo) on special teams... Honored by the NFL as its October Defensive Rookie of the Month... Picked off a Troy Aikman pass for his first career interception vs. Dal. (9/12)... Was named NFC Defensive Player of the Week after intercepting three passes at Ari. (10/17) to become the youngest player in NFL history to perform such a feat.

**COLLEGE:** Bailey was regarded as one of college football's greatest multiple threats (offense, defense and special teams) in 33 career games (24 starts) at the University of Georgia... Averaged 103.5 all-purpose yards per game and logged 957 plays (547 defense, 301 offense and 109 special teams) on his way to earning consensus All-America and first-team All-Southeastern Conference honors and claiming the Bronko Nagurski Award as the nation's top defensive player during his junior season... Had 52 tackles (four for losses), three interceptions, seven pass breakups, 47 receptions for 744 yards (15.8 avg.), five touchdowns, 16 carries for 84 yards, 12 kickoff returns for 261 yards and four punt returns for 49 yards as a junior.

**PERSONAL:** Bailey attended Charlton County High School in Folkston, Ga., where he was a Class-A all-state selection in football while earning *USA Today* honorable mention All-America honors and second-team all-south accolades... Voted MVP in each of his final three seasons... Rushed for 1,858 yards with 28 touchdowns, threw for 277 yards, averaged 33.3 yards on punts and totaled 37 tackles along with two interceptions as a senior... Rushed for 3,573 yards with 58 touchdowns, passed for 1,211 yards with 10 scores, gained 5,855 total yards and scored 394 points during his prep career... Also posted 80 tackles, eight interceptions and four fumble recoveries... Was an honorable mention all-state selection in basketball and the state high jump champion as a junior... Set a school indoor long jump record of 25-10 3/4 feet to finish third at the SEC Indoor Track and Field Championships as a junior at Georgia in 1998... Younger brother, Boss, was an All-SEC linebacker at Georgia and was selected by the Detroit Lions in the second round of the 2003 NFL Draft... Boss signed with Denver as an unrestricted free agent in 2008... Although his given first name is Roland, Bailey was nicknamed "Champ" by his mother... First back-to-back winner of the Colorado Sports Hall of Fame's Pro Athlete of the Year award (2005-06) and became one of four athletes in the state's history who have won the award multiple times... Named the Denver Athletic Club's Athlete of the Year for 2010... Participated in a U.S. Air Force Thunderbirds ride along in 2012 and visited the Middle East as part of an NFL USO Tour in March 2013... Roland "Champ" Bailey was born on June 22, 1978, in Fort Campbell, Ky., and was raised in Folkston, Ga.

#### BAILEY'S REGULAR SEASON RECORD

Year	Club	G	S	UT	A	TT	S-Yds.	I-Yds.	PD	FF	FR	TD-Int.	TD-FR	S	Pts.
1999	Washington	16	16	64	19	83	1-12	5-55	19	0	0	1	0	0	6
2000	Washington	16	16	52	14	66	0-0	5-48	14	0	1	0	0	0	0
2001	Washington	16	16	49	2	51	0-0	3-17	18	1	1	0	0	0	0
2002	Washington	16	16	67	17	84	0-0	3-2	28	0	0	0	0	0	0
2003	Washington	16	16	61	11	72	0-0	2-2	17	1	2	0	0	0	0
2004	Denver	16	16	74	10	84	0-0	3-0	13	0	0	0	0	0	0
2005	Denver	14	14	62	10	72	0-0	8-139	28	2	0	2	0	0	12
2006	Denver	16	16	84	14	98	0-0	10-162	30	0	1	1	0	0	6
2007	Denver	15	15	68	13	81	0-0	3-3	14	0	0	0	0	0	0
2008	Denver	9	9	45	11	56	1-5	1-0	4	3	0	0	0	0	0
2009	Denver	16	16	62	10	72	0-0	3-18	15	1	0	0	0	0	0
2010	Denver	15	15	41	4	45	1-9	2-0	13	0	0	0	0	0	0
2011	Denver	13	13	35	4	39	0-0	2-0	10	1	0	0	0	0	0
2012	Denver	16	15	61	5	66	0-0	2-18	9	0	0	0	0	0	0
2013	Denver	5	3	12	2	14	0-0	0-0	3	0	0	0	0	0	0
<b>CAREER TOTALS</b>		<b>215</b>	<b>212</b>	<b>837</b>	<b>146</b>	<b>983</b>	<b>3-26</b>	<b>52-464</b>	<b>235</b>	<b>9</b>	<b>5</b>	<b>4</b>	<b>0</b>	<b>0</b>	<b>24</b>
<b>BRONCOS TOTALS</b>		<b>135</b>	<b>132</b>	<b>544</b>	<b>83</b>	<b>627</b>	<b>2-14</b>	<b>34-340</b>	<b>139</b>	<b>7</b>	<b>1</b>	<b>3</b>	<b>0</b>	<b>0</b>	<b>18</b>

**ADDITIONAL STATISTICS:** Special teams tackles — 1999 (12), 2000 (4), 2003 (1), 2007 (5), 2008 (3), 2009 (2), TOTAL (27). Miscellaneous tackles — 2000 (1), TOTAL (1). Punt returns — 2000 (1 for 65 yds., includes a 54-yd. handoff, 1 FC), 2002 (24 for 238 yds., 9.9 avg., 4 FC, 39 LG), TOTAL (25 for 303 yds., 12.1 avg., 5 FC, 54 LG). Kick returns — 2002 (1 for 17 yds.), TOTAL (1 for 17 yds.). Receptions — 2000 (3 for 78 yds., 26.0 avg., 42 LG), 2004 (1 for 11 yds.), TOTAL (4 for 89 yds., 22.3 avg., 42 LG). Rushes — 2000 (1 for 7 yds., TD), 2002 (1 for 4 yds.), TOTAL (2 for 11 yds., 5.5 avg., 7 LG, TD).

#### BAILEY'S POSTSEASON RECORD

Year	Club	G	S	UT	A	TT	S-Yds.	I-Yds.	PD	FF	FR	TD-Int.	TD-FR	S	Pts.
1999	Washington	2	2	4	0	4	0-0	1-5	2	0	0	0	0	0	0
2004	Denver	1	1	7	0	7	0-0	0-0	0	0	0	0	0	0	0
2005	Denver	2	2	3	2	5	0-0	1-100	4	0	0	0	0	0	0
2011	Denver	2	2	3	2	5	0-0	0-0	3	0	0	0	0	0	0
2012	Denver	1	1	2	0	2	0-0	0-0	1	0	0	0	0	0	0
2013	Denver	1	0	4	0	4	0-0	0-0	0	0	0	0	0	0	0
<b>CAREER TOTALS</b>		<b>9</b>	<b>8</b>	<b>23</b>	<b>4</b>	<b>27</b>	<b>0-0</b>	<b>2-105</b>	<b>10</b>	<b>0</b>	<b>0</b>	<b>0</b>	<b>0</b>	<b>0</b>	<b>0</b>
<b>BRONCOS TOTALS</b>		<b>7</b>	<b>6</b>	<b>19</b>	<b>4</b>	<b>23</b>	<b>0-0</b>	<b>1-100</b>	<b>8</b>	<b>0</b>	<b>0</b>	<b>0</b>	<b>0</b>	<b>0</b>	<b>0</b>

## BAILEY'S SINGLE-GAME HIGHS

*(Postseason in parentheses)*

**Tackles** — 13 at New Orleans, 11/21/04 (7 at Indianapolis, 1/9/05). **Interceptions** — 3 at Arizona, 10/17/99 (1, twice, last vs. New England, 1/14/06). **Interception return yards** — 70 vs. San Francisco, 12/31/06 (100 vs. New England, 1/14/06). **Passes Defensed** — 7 at N.Y. Giants, 11/17/02 (3, twice, last vs. Pittsburgh, 1/8/12). **Sacks** — 1, three times, last at Kansas City, 12/5/10 (none). **Sack yards** — 12 at Philadelphia, 11/14/99 (none). **Receptions** — 2 vs. Arizona, 12/24/00 (none). **Receiving yards** — 54 vs. Arizona, 12/24/00 (none). **Longest reception** — 42 vs. Arizona, 12/24/00 (none). **Receiving touchdowns** — None (none). **Rushes** — 1, twice, last vs. Philadelphia, 9/16/02 (none). **Rushing yards** — 7 vs. Arizona, 12/24/00 (none). **Longest rush** — 7 vs. Arizona, 12/24/00 (none). **Rushing touchdowns** — 1 vs. Arizona, 12/24/00 (none). **Punt returns** — 5, three times, last vs. Dallas, 12/29/02 (none). **Punt return yards** — 69 at Dallas, 11/28/02 (none). **Longest punt return** — 54-yd. handoff vs. Dallas, 9/18/00 (none). **Punt return touchdowns** — None (none). **Kick returns** — 1 vs. Dallas, 12/29/02 (none). **Kick return yards** — 17 vs. Dallas, 12/29/02 (none). **Longest kick return** — 17 vs. Dallas, 12/29/02 (none). **Kick return touchdowns** — None (none).

## BAILEY'S MULTIPLE-INTERCEPTION GAMES (5)

*\*denotes win (Bailey's teams are 4-1 when he records more than one interception in a game.)*

Date	Opponent	I-Yds.
10/17/99	at Arizona*	3-51
9/10/00	at Detroit	2-0
11/5/06	at Pittsburgh*	2-5
12/17/06	at Arizona*	2-3
11/6/11	at Oakland*	2-0

## CHAMP BAILEY'S GAME-BY-GAME

*(Victories asterisked)*

2013 DENVER		TACKLES								
Date	Opponent	P/S	UT	A	TT	S-Yds.	I-Yds	PD	FF	FR
Sep 5	vs. Baltimore*				INACTIVE					
Sep 15	at N.Y. Giants*				INACTIVE					
Sep 23	vs. Oakland*				INACTIVE					
Sep 29	vs. Philadelphia*				INACTIVE					
Oct 6	at Dallas*				INACTIVE					
Oct 13	vs. Jacksonville*	S	5	1	6	0-0	0-0	3	0	0
Oct 20	at Indianapolis	S	1	1	2	0-0	0-0	0	0	0
Oct 27	vs. Washington*				INACTIVE					
Nov 10	at San Diego*				INACTIVE					
Nov 17	vs. Kansas City*				INACTIVE					
Nov 24	at New England				INACTIVE					
Dec 1	at Kansas City*	S	4	0	4	0-0	0-0	0	0	0
Dec 8	vs. Tennessee*				INACTIVE					
Dec 12	vs. San Diego*				INACTIVE					
Dec 22	at Houston*	P	1	0	1	0-0	0-0	0	0	0
Dec 29	at Oakland*	P	1	0	1	0-0	0-0	0	0	0
<b>Regular Season Totals</b>		<b>5/3</b>	<b>12</b>	<b>2</b>	<b>14</b>	<b>0-0</b>	<b>0-0</b>	<b>3</b>	<b>0</b>	<b>0</b>
Jan 12	vs. San Diego†*	P	4	0	4	0-0	0-0	0	0	0
<b>Postseason Totals</b>		<b>1/0</b>	<b>4</b>	<b>0</b>	<b>4</b>	<b>0-0</b>	<b>0-0</b>	<b>0</b>	<b>0</b>	<b>0</b>

†AFC Divisional Playoff Game





# MONTÉE BALL

28

**RUNNING BACK**

**5-10 • 215 • R • WISCONSIN**

**BORN:** Dec. 5, 1990, in Wentzville, Mo.

**HIGH SCHOOL:** Timberland High School, Wentzville, Mo.

**ACQUIRED:** Draft #2 (58th overall), 2013

**NFL YEAR:** 1st • **YEAR WITH BRONCOS:** 1st

**NFL GAMES PLAYED/STARTED:** 16/0 • **POSTSEASON GP/GS:** 1/0



## BALL AT A GLANCE:

- A running back who started 32-of-49 games at the University of Wisconsin and totaled 5,140 rushing yards while setting the NCAA Football Bowl Subdivision career scoring record (500 pts.).
- Ranked second on the Broncos with 559 rushing yards on 120 carries (4.7 avg.) and four rushing touchdowns as a rookie in 2013.
- Finished his collegiate career as the NCAA FBS active leader in carries (924), rushing yards (5,140), rushing touchdowns (77) and total touchdowns (82).
- Named the 2012 Doak Walker Award winner after finishing sixth in the nation with 130.7 rushing yards per game and earned first-team All-America and All-Big Ten Conference recognition for the second consecutive season.
- Finished as a finalist for the Heisman Trophy in 2011 after leading the nation with 1,923 rushing yards and tying Barry Sanders' NCAA single-season record with 39 total touchdowns (33 rushing, 6 receiving).
- Burned his redshirt five games into his true freshman year in 2009 and contributed 391 rushing yards and four touchdowns in his first season with the Badgers before following it up with a 996-yard, 18-touchdown campaign as a sophomore.
- Set district records for career rushing yards (8,222) and touchdowns (107) at Wentzville (Mo.) High School, where he was a three-time team captain and Class 5A Player of the Year as a senior in 2008.
- Selected by the Broncos in the second round (58th overall) of the 2013 NFL Draft.

**CAREER TRANSACTIONS:** Signed by Denver as a draft choice 6/13/13.



**2013:** Ball played all 16 regular-season games and finished second on the team with 559 rushing yards on 120 carries (4.7 avg.) with four touchdowns as a rookie... Also caught 20 passes for 145 yards (7.3 avg.) and ranked fifth on the team with six special-teams tackles... Ran for 61 yards on 11 carries in Denver's Week 3 win vs. Oak. (9/23)... Made his first career special-teams tackle at Ind. (10/20)... Scored his first career touchdown on a 4-yard run vs. Was. (10/27)... Posted his first multiple-touchdown game with a pair of scoring runs and added a special-teams stop vs. K.C. (11/17)... Named a finalist for the Pepsi Next Rookie of the Week after registering his first career 100-yard game, finishing with 117 yards on 13 carries (9.0 avg.) at K.C. (12/1)... Ran for a 5-yard touchdown and finished with 77 yards on a career-high 15 carries vs. Ten. (12/8)... Led the team with two special-teams tackles and ran four times for 32 yards at Hou. (12/22).

**2012:** Ball was named the winner of the Doak Walker Award as the nation's best running back in addition to capturing consensus first-team All-America and unanimous first-team All-Big Ten Conference honors... Also earned recognition as the league's Ameche-Dayne Running Back of the Year after totaling 1,831 rushing yards with 22 touchdowns on 356 carries (5.1 avg.)... Ranked sixth in the nation with 130.7 rushing yards per game and added 10 receptions for 72 yards (7.2 avg.)... Named MVP of the Big Ten Championship Game after totaling 202 yards rushing and three touchdowns in Wisconsin's 70-31 win vs. Nebraska (12/1).

**2011:** Ball was a finalist for the Heisman Trophy after tying Barry Sanders' NCAA single-season record with 39 total touchdowns (33 rushing, 6 receiving) in addition to leading the nation with 1,923 rushing yards on 307 carries (6.3 avg.)... Scored at least two touchdowns in each of the first 13 games to represent an NCAA record... Averaged 164.0 all-purpose yards and totaled 15 touchdowns in five games against ranked opponents.

**2010:** Ball played 12 games, starting the Badgers' last four contests and rushing for 996 yards and 18 touchdowns on 163 carries (6.1 avg.) to garner honorable mention All-Big Ten honors.

**2009:** Ball burned his redshirt five games into his true freshman campaign and saw action in the season's final nine contests... Contributed 391 rushing yards and four touchdowns on 98 attempts (4.0 avg.).

**HIGH SCHOOL:** Ball attended Timberland High School in Wentzville, Mo., where he amassed 8,222 career rushing yards and 107 rushing touchdowns, capping his prep career by being voted Class 5A Player of the Year as a senior by the Missouri Football Coaches Association... Earned first-team all-state, all-metro, all-district and all-conference recognition after rushing for 2,187 yards and 41 touchdowns on just 213 carries (10.3 avg.) during his final season at Timberland... Totaled 3,077 rushing yards during his junior campaign.

**PERSONAL:** Ball majored in sociology at Wisconsin... First name is pronounced mon-TAY... Montee Ball was born on Dec. 5, 1990, in Wentzville, Mo.

## BALL'S COLLEGIATE RECORD — WISCONSIN

Year	School	G	S	RUSHING					RECEIVING					SCORING					
				No.	Yds.	Avg.	LG	TD	No.	Yds.	Avg.	LG	TD	TD	TDr	TDp	TDrt	2pt	Pts.
2009	Wisconsin	9	0	98	391	4.0	35	4	9	92	10.2	30	0	4	4	0	0	0	24
2010	Wisconsin	12	4	163	996	6.1	44	18	16	128	8.0	14	0	18	18	0	0	0	108
2011	Wisconsin	14	14	307	1,923	6.3	54	33	24	306	12.8	63	6	39	33	6	0	0	234
2012	Wisconsin	14	14	356	1,830	5.1	67	22	10	72	7.2	16	0	22	22	0	0	0	132
CAREER TOTALS		49	32	924	5,140	5.6	67	77	59	598	10.1	63	6	83	77	6	0	0	498

**ADDITIONAL STATISTICS:** Passing — 2011 (2-of-2, 57 yds., 1 TD, 32 LG), TOTAL (2-of-2, 57 yds., 1 TD, 32 LG).

## MONTEE BALL'S GAME-BY-GAME

(Victories asterisked)

2013 DENVER			RUSHING					RECEIVING				SCORING		
Date	Opponent	P/S	No.	Yds.	Avg.	LG	TD	No.	Yds.	Avg.	LG	TD	2pt.	Pts.
Sep 5	vs. Baltimore*	P	8	24	3.0	9	0	0	0	0.0	—	0	0	0
Sep 15	at N.Y. Giants*	P	12	14	1.2	3	0	2	27	13.5	15	0	0	0
Sep 23	vs. Oakland*	P	11	61	5.5	12	0	0	0	0.0	—	0	0	0
Sep 29	vs. Philadelphia*	P	8	24	3.0	6	0	0	0	0.0	—	0	0	0
Oct 6	at Dallas*	P	1	1	1.0	1	0	0	0	0.0	—	0	0	0
Oct 13	vs. Jacksonville*	P	3	15	5.0	15	0	0	0	0.0	—	0	0	0
Oct 20	at Indianapolis	P	0	0	0.0	—	0	0	0	0.0	—	0	0	0
Oct 27	vs. Washington*	P	12	38	3.2	8	1	0	0	0.0	—	0	0	6
Nov 10	at San Diego*	P	5	20	4.0	12	0	0	0	0.0	—	0	0	0
Nov 17	vs. Kansas City*	P	8	25	3.1	8t	2	3	16	5.3	11	0	0	12
Nov 24	at New England	P	7	40	5.7	16	0	3	17	5.7	31	0	0	0
Dec 1	at Kansas City*	P	13	117	9.0	45	0	1	4	4.0	4	0	0	0
Dec 8	vs. Tennessee*	P	15	77	5.1	15	1	3	10	3.3	11	0	0	6
Dec 12	vs. San Diego	P	3	-1	-0.3	3	0	5	49	9.8	15	0	0	0
Dec 22	at Houston*	P	4	32	8.0	13	0	0	0	0.0	—	0	0	0
Dec 29	at Oakland*	P	10	72	7.2	21	0	3	22	7.3	10	0	0	0
Regular Season Totals		16/0	120	559	4.7	45	4	20	145	7.3	31	0	0	24
ADDITIONAL STATISTICS: Special-teams tackles — 6.														
Jan 12	vs. San Diego†*	P	10	52	5.2	9	0	0	0	0.0	—	0	0	0
Regular Season Totals		1/0	10	52	5.2	9	0	0	0	0.0	—	0	0	0





## ZANE BEADLES

68

### OFFENSIVE GUARD

6-4 • 305 • 4TH YR. • UTAH

**BORN:** Nov. 19, 1986, in Casper, Wyo.

**HIGH SCHOOL:** Hillcrest High School, Sandy, Utah

**ACQUIRED:** Draft #2 (45th overall), 2010

**NFL YEAR:** 4th • **YEAR WITH BRONCOS:** 4th

**NFL GAMES PLAYED/STARTED:** 64/62 • **POSTSEASON GP/GS:** 4/4



### BEADLES AT A GLANCE:

- A fourth-year offensive guard who has started 62-of-64 games during his first four NFL seasons (54 at left guard and eight at right tackle).
- Earned his first career Pro Bowl selection in 2012 after allowing just one sack and finishing the season as the only Broncos player to participate in every offensive or defensive snap.
- Named the Broncos' Walter Payton Man of the Year nominee for his work in the community during the 2012 season.
- Opened all 16 games during the regular season and started both playoff contests for the Broncos in 2011, helping the league's top rushing offense (164.5 ypg.) set the franchise single-season rushing mark.
- Named to *The Sporting News'* All-Rookie Team in 2010 after opening eight contests at left guard and six contests at right tackle, becoming the first NFL rookie since Andre Gurode (Dal., 2002) to start at least six games at two of the three positions along the offensive line (C, G, T).
- Called for just four holding penalties during his first three NFL seasons.
- Played 51 games (50 starts) at the University of Utah, where he was a three-time All-Mountain West Conference selection and received several All-America honors as a senior.
- Named the 2009-10 Mountain West Conference Male Scholar-Athlete of the Year following his senior season and was a four-time Academic All-MWC honoree.
- Selected by the Broncos in the second round (45th overall) of the 2010 NFL Draft.

### 68's TROPHY CASE

Pro Bowl Selections (1) ..... 2012

**CAREER TRANSACTIONS:** Signed by Denver as a draft choice 7/27/10.



**2013:** Beadles started all 16 regular-season games for the third-straight season... Was part of an offensive line unit that allowed the fewest sacks (20) in the NFL, as well as the most games allowing zero sacks (6)... Was a member of an offensive line group that was named a collective offensive player of the week by Sports Illustrated's Peter King for its performance in which it allowed zero sacks and zero quarterback hits against the NFL's top-ranked sack defense vs. K.C. (11/17)... Part of an offensive line that did not allow a sack in Denver's divisional-round win vs. S.D. (1/12).

**2012:** Beadles started all 16 regular-season games at left guard for the second consecutive season and was selected to play in his first career Pro Bowl... Represented the only Bronco to play every offensive or defensive snap and allowed just one sack on the season... Named the Broncos' Walter Payton Man of the Year nominee for his efforts in the community... Was one of four starting guards to not allow a sack through the first 13 weeks of the season... Threw a key block down the field on wide receiver Demaryius Thomas' 71-yard touchdown catch-and-run vs. Pit. (9/9) that marked quarterback Peyton Manning's 400th career touchdown pass... Started at left guard in Denver AFC Divisional Playoff Game vs. Bal. (1/12).

### GREAT START TO BEADLES' CAREER

#### MOST STARTS AMONG OFFENSIVE LINEMEN WHO ENTERED THE NFL IN 2010, REGULAR SEASON (2010-12)

	Player	Team	Starts
1.	Anthony Davis	San Francisco	48
	Mike Lupati	San Francisco	48
3.	Zane Beadles	Denver	46

**2011:** Beadles started all 16 regular-season games and both playoff contests for Denver at left guard... Part of the only offensive line in the NFL to open every regular-season game with the same five individuals... Helped the Broncos finish first in the league in rushing with a team-record 164.5 yards per game on the ground.

**2010:** Selected by the Broncos in the second round (45th overall) of the 2010 NFL Draft, Beadles appeared in all 16 games (14 starts), opening six contests at right tackle before starting the final eight games at left guard... Became the first rookie since Andre Gurode (Dal., 2002) to start at least six games at two of the three positions along the offensive line (C, G, T)... Was one of six NFL rookie offensive linemen to start at least 14 games in 2010, earning him a spot on *The Sporting News'* All-Rookie Team... Called for just two penalties (15 yds.) during the season... Started at right tackle at Jac. (9/12) to become the first player in franchise history to start a season opener at that position in his rookie campaign.

**COLLEGE:** Beadles played 51 career games (50 starts) at the University of Utah, earning first-team All-Mountain West Conference accolades in his final two seasons... Recorded 313 career knockdown/key blocks to go along with 45 touchdown blocks while opening 38 contests at left tackle and 12 games at left guard... Received first-team All-America honors from the Football Writers Association and *College Football News* as a senior and was chosen as the 2009-10 MWC Male Scholar-Athlete of the Year... Voted a finalist for the Wuerffel Trophy (athletics, academics and community) and was a Lowe's Senior CLASS second-team All-American... Named Utah's Top Offensive Lineman as a junior with a career-best 109 knockdowns/key blocks in addition to 13 touchdown blocks.

**PERSONAL:** Beadles was a team-captain and three-year starter at Hillcrest High School in Sandy, Utah, where he did not miss a game during his career... Started along the offensive and defensive lines, recording 93 tackles, six sacks and one interception on defense and allowing zero sacks on offense as a senior to earn first-team all-state and all-region honors... Majored in mechanical engineering at Utah and earned a postgraduate scholarship from the NCAA for his classroom performance... Stepfather, Joe Legerski, is the women's basketball coach at the University of Wyoming... Zane Dae Beadles was born on Nov. 19, 1986, in Casper, Wyo.

#### BEADLES' REGULAR SEASON RECORD

Year	Club	G	S
2010	Denver	16	14
2011	Denver	16	16
2012	Denver	16	16
2013	Denver	16	16
<b>CAREER TOTALS</b>		<b>64</b>	<b>62</b>

**ADDITIONAL STATISTICS:** Miscellaneous tackles — 2012 (1), 2013 (1) TOTAL (2).

#### BEADLES' POSTSEASON RECORD

Year	Club	G	S
2011	Denver	2	2
2012	Denver	1	1
2013	Denver	1	1
<b>CAREER TOTALS</b>		<b>4</b>	<b>4</b>

**ADDITIONAL STATISTICS:** Miscellaneous tackles — 2012 (1), TOTAL (1).



# OMAR BOLDEN

31

SAFETY



5-10 • 195 • 2ND YR. • ARIZONA STATE

BORN: Dec 20, 1988, in Ontario, Calif.

HIGH SCHOOL: Colony High School, Ontario, Calif.

ACQUIRED: Draft #4a (101st overall), 2012

NFL YEAR: 2nd • YEAR WITH BRONCOS: 2nd

NFL GAMES PLAYED/STARTED: 32/1 • POSTSEASON GP/GS: 2/0

## BOLDEN AT A GLANCE:

- A second-year cornerback who has seen action in every game in his first two seasons.
- Totaled a team-high 14 kickoff returns for 270 yards (19.3 avg.) and ranked third on the club with nine special-teams stops in 2012.
- Started four years for Arizona State University and totaled 138 career tackles (112 solo), seven interceptions (114 yds.) and 21 pass breakups.
- Missed his senior season in 2011 after injuring his knee during spring practices but was still selected as a team captain for ASU.
- Voted one of four unanimous first-team All-Pac-10 Conference players following his red-shirt junior season in 2010 at cornerback in addition to receiving second-team all-conference recognition as a return specialist.
- Played 29 consecutive games to begin his collegiate career, including 23 starts during that period, before suffering a mid-season injury in 2009 and being granted a medical redshirt by the NCAA.
- Selected by the Broncos in the fourth round (101st overall) of the 2012 NFL Draft.

**CAREER TRANSACTIONS:** Signed by Denver as a draft choice 5/18/12.



**2013:** Bolden appeared in all 16 regular-season games for the second straight season... Totaled a career-best 11 tackles and added three special-teams stops... Made a special-teams tackle vs. K.C. (11/17)... Tackled Chiefs WR Dexter McCluster at the Chiefs 3-yard line for no gain on punt coverage at K.C. (12/1)... Made a career-high four tackles and returned a pair of kickoffs vs. Ten. (12/8)... Made his first career start vs. S.D. (12/12)... Posted a pair of defensive tackles to go with one special-teams stop at Oak. (12/29).

**2012:** Bolden was selected by the Broncos in the fourth round (101st overall) of the 2012 NFL Draft. Bolden played all 16 regular-season contests as well as Denver's playoff game during his rookie year and ranked third on the club with nine special-teams stops to go along with four defensive tackles and a pass breakup... Returned a team-high 14 kickoffs for 270 yards (19.3 avg.).

**COLLEGE:** Bolden was a four-year starter at Arizona State University, where he totaled 138 tackles (112 solo), seven interceptions (114 yds.) and 21 pass breakups during his collegiate career... Missed his 2011 senior campaign after duffering a knee injury during spring practices... Selected as one of four unanimous first-team All-Pac 10 Conference performers as a cornerback in 2010 in addition to receiving second-team all-conference accolades as a return specialist... Saw action in 29 straight games to begin his career with the Sun Devils before an injury midway through the 2009 season that led to a medical redshirt.

**PERSONAL:** Bolden attended Colony High School in Ontario, Calif., where he played running back and cornerback... Named the CIF Central Division Most Valuable Player and the Inland Valley Player of the Year following his senior campaign in which he led Colony to its first CIF title by winning the league rushing crown (2,003 yards and 26 touchdowns)... Totaled 80 tackles and one interception on defense during his final prep season... Graduated from ASU in the spring of 2011 with a degree in interdisciplinary studies (justice studies/sociology)... Created a website ([www.omarbolden.com/positive-living](http://www.omarbolden.com/positive-living)) and designs elastic bracelets to promote the benefits of optimistic thinking through "Positive Living"... Omar Bolden was born on Dec. 20, 1988, in Ontario, Calif.

## BOLDEN'S REGULAR SEASON RECORD

Year	Club	G	S	UT	A	TT	S-Yds.	I-Yds.	PD	FF	FR	TD-Int.	TD-FR	S	Pts.
2012	Denver	16	0	4	0	4	0-0	0-0	1	0	0	0	0	0	0
2013	Denver	16	1	8	3	11	0-0	0-0	0	0	0	0	0	0	0
<b>CAREER TOTALS</b>		<b>32</b>	<b>1</b>	<b>12</b>	<b>3</b>	<b>15</b>	<b>0-0</b>	<b>0-0</b>	<b>1</b>	<b>0</b>	<b>0</b>	<b>0</b>	<b>0</b>	<b>0</b>	<b>0</b>

**ADDITIONAL STATISTICS:** Special teams tackles — 2012 (9), 2013 (3) TOTAL (12). Kickoff returns — 16 for 314 (19.6 avg.), 33 LG.

## BOLDEN'S POSTSEASON RECORD

Year	Club	G	S	UT	A	TT	S-Yds.	I-Yds.	PD	FF	FR	TD-Int.	TD-FR	S	Pts.
2012	Denver	1	0	0	0	0	0-0	0-0	0	0	0	0	0	0	0
<b>CAREER TOTALS</b>		<b>1</b>	<b>0</b>	<b>0</b>	<b>0</b>	<b>0</b>	<b>0-0</b>	<b>0-0</b>	<b>0</b>	<b>0</b>	<b>0</b>	<b>0</b>	<b>0</b>	<b>0</b>	<b>0</b>

**ADDITIONAL STATISTICS:** Special teams tackles — 2012 (1), TOTAL (1).

## BOLDEN'S SINGLE-GAME HIGHS

(Postseason in parentheses)

**Tackles** — 4 vs. Tennessee, 12/8/13 (none). **Interceptions** — None (none). **Interception return yards** — None (none). **Kick returns** — 4 at San Diego, 10/15/12 (none). **Kick return yards** — 68 at San Diego, 10/15/12 (none). **Longest kick return** — 33 at New England, 10/7/12 (none). **Kick return touchdowns** — None (none).

## OMAR BOLDEN'S GAME-BY-GAME

(Victories asterisked)

2013 DENVER		TACKLES								
Date	Opponent	P/S	UT	A	TT	S-Yds.	I-Yds.	PBU	FF	FR
Sep 5	vs. Baltimore*	P	0	0	0	0-0	0-0	0	0	0
Sep 15	at N.Y. Giants*	P	0	0	0	0-0	0-0	0	0	0
Sep 23	vs. Oakland*	P	0	0	0	0-0	0-0	0	0	0
Sep 29	vs. Philadelphia*	P	0	0	0	0-0	0-0	0	0	0
Oct 6	at Dallas*	P	2	0	2	0-0	0-0	0	0	0
Oct 13	vs. Jacksonville*	P	0	0	0	0-0	0-0	0	0	0
Oct 20	at Indianapolis	P	0	0	0	0-0	0-0	0	0	0
Oct 27	vs. Washington*	P	0	0	0	0-0	0-0	0	0	0
Nov 10	at San Diego*	P	0	0	0	0-0	0-0	0	0	0
Nov 17	vs. Kansas City*	P	0	0	0	0-0	0-0	0	0	0
Nov 24	at New England	P	0	0	0	0-0	0-0	0	0	0
Dec 1	at Kansas City*	P	0	0	0	0-0	0-0	0	0	0
Dec 8	vs. Tennessee*	P	3	1	4	0-0	0-0	0	0	0
Dec 12	vs. San Diego	P	1	2	3	0-0	0-0	0	0	0
Dec 22	at Houston*	P	0	0	0	0-0	0-0	0	0	0
Dec 29	at Oakland*	P	2	0	2	0-0	0-0	0	0	0
<b>Regular Season Totals</b>		<b>16/0</b>	<b>8</b>	<b>3</b>	<b>11</b>	<b>0-0</b>	<b>0-0</b>	<b>0</b>	<b>0</b>	<b>0</b>
Jan 12	vs. San Diego†	S	0	0	0	0-0	0-0	0	0	0
<b>ADDITIONAL STATISTICS:</b> <i>Special teams tackles</i> — 3. <i>Kickoff returns</i> — 2 for 44 yards, 22.0 avg., 25 LG.										
<b>Postseason Totals</b>		<b>1/0</b>	<b>0</b>	<b>0</b>	<b>0</b>	<b>0-0</b>	<b>0-0</b>	<b>0</b>	<b>0</b>	<b>0</b>

†AFC Divisional Playoff Game



## AARON BREWER

46

### LONG SNAPPER

6-5 • 230 • 2ND YR. • SAN DIEGO STATE

BORN: July. 25, 1990, in Fullerton, Calif.

HIGH SCHOOL: Troy High School, Fullerton, Calif.

ACQUIRED: College Free Agent, 2012

NFL YEAR: 2nd • YEAR WITH BRONCOS: 2nd

NFL GAMES PLAYED/STARTED: 32/0 • POSTSEASON GP/GS: 2/0



### BREWER AT A GLANCE:

- A second-year long snapper who has seen action in every possible game during his professional and collegiate career.
- Earned Denver's long-snapper job during training camp of his rookie campaign in 2012 and made two special-teams stops for the Broncos during the regular season.
- Totaled 15 special-teams tackles for San Diego State University, where he was a four-time All-Mountain West Conference selection during his four seasons with the Aztecs.
- Entered the NFL with Denver as a college free agent on May 3, 2012.

**CAREER TRANSACTIONS:** Signed by Denver as a college free agent 5/3/12.



**2013:** Brewer played all 16 regular-season games for the second year in a row and made a pair of special-teams tackles... Posted a special-teams tackle in Denver's season-opening win vs. Bal. (9/5)... Made a special-teams stop vs. Phi. (9/29)... Snapped for Matt Prater's NFL-record 64-yard field goal vs. Ten. (12/8).

**2012:** Brewer, who entered the NFL with the Broncos as a college free agent on May 3, earned Denver's long-snapper job during training camp and played every game for Denver in 2012... Posted two special-teams stops during the regular season.

**COLLEGE:** Brewer appeared in all 50 possible games for San Diego State University, where he was a four-time All-Mountain West Conference selection... Posted 15 career special-teams tackles, including six stops (five solo) as a senior in 2011... Was part of an Aztec special-teams unit that converted 160-of-170 PATs and 41-of-66 field-goal attempts... Contributed to a punting team that made 250 punts for 10,599 yds. (42.4 avg.).

**PERSONAL:** Brewer attended Troy High School in Fullerton, Calif., where he was an all-conference linebacker in addition to his long-snapping duties... Rated as the No. 3 long snapper in the country by chrissailerkicking.com following his senior season... Majored in finance at San Diego State... Aaron Brewer was born on July 5, 1989.

### BREWER'S REGULAR SEASON RECORD

Year	Club	G	S
2012	Denver	16	0
2013	Denver	16	0
<b>CAREER TOTALS</b>		<b>32</b>	<b>0</b>

**ADDITIONAL STATISTICS:** Special teams tackles — 2012 (2), 2013 (2), TOTAL (4).

### BREWER'S POSTSEASON RECORD

Year	Club	G	S
2012	Denver	1	0
2013	Denver	1	0
<b>CAREER TOTALS</b>		<b>2</b>	<b>0</b>



## DAVID BRUTON

30

SAFETY



6-2 • 217 • 5TH YR. • NOTRE DAME

BORN: July 23, 1987, in Winchester, Ky.

HIGH SCHOOL: Miamisburg (Ohio) High School

ACQUIRED: Draft #4a (114th overall), 2009

NFL YEAR: 5th • YEAR WITH BRONCOS: 5th

NFL GAMES PLAYED/STARTED: 77/4 • POSTSEASON GP/GS: 4/2

### BRUTON AT A GLANCE:

- A fifth-year safety who played 77-of-80 possible regular-season games during his first five NFL campaigns, and has made 39 special-teams tackles during that span.
- Voted a season captain for the first time of his career in 2013, and tied for second on the team with seven special-teams tackles.
- Appeared in all 16 regular-season games in 2012, leading the Broncos in special-teams plays (376) and being named a third alternate for the AFC Pro Bowl squad as a special-teamer.
- Played 15 regular-season games (1 start) in 2011, ranking third on the team with eight special-teams tackles, before opening both playoff games at free safety and tying for the club lead with 15 defensive stops.
- Saw action in all 16 games (2 starts) for Denver in 2010, recording 14 tackles (12 solo) and a pass breakup on defense along with a career-high 12 tackles and two fumble recoveries on special teams.
- Started during his final two years at the University of Notre Dame, leading the Fighting Irish with 182 tackles and seven interceptions during that stretch.
- Posted 97 tackles (61 solo) as a senior at Notre Dame that marked the third-highest single-season total by a defensive back in school history to earn honorable mention All-America recognition from *The NFL Draft Report*.
- Established himself as one of the top special-teams gunners in the country while appearing in 596 career special-teams plays at Notre Dame.
- Selected by the Broncos in the fourth round (114th overall) of the 2009 NFL Draft.

**CAREER TRANSACTIONS:** Signed by Denver as a draft choice 7/27/09.



**2013:** Bruton, who was elected as a team captain prior to the season by his teammates, played all 16 regular-season games for the second consecutive season... Made a career-high 16 defensive tackles and tied for second on the team with seven special-teams tops. Blocked a punt that led to a Broncos' touchdown two plays later and added a quarterback hit vs. Bal. (9/5)... Tied for the team lead with a career-best three special-teams stops at NYG (9/15)... Accounted for the game's second-longest play with a 35-yard run on a fake punt vs. Jac. (10/13)... Led the team with two special-teams tackles vs. K.C. (11/17)... Tied for the team lead with five tackles at Oak. (12/29).

**2012:** Bruton played all 16 games for the second time in his career and was named a third alternate to the AFC Pro Bowl squad as a special-teamer... Contributed two solo tackles and one interception (-2 yds.) on defense in addition to three special-teams stops... Deflected a Shane Lechler punt in the third quarter vs. Oak. (9/30) to give Denver possession inside the red zone... Recovered an onside kick to seal the victory for Denver at Cin. (11/4)... Made his first career interception, picking off former Notre Dame and Broncos teammate Brady Quinn to close Denver's win at K.C. (11/25).

**2011:** Bruton played 15 games (1 start) in the regular season and totaled 13 solo tackles on defense in addition to eight special-teams stops which ranked third on the club... Opened both of Denver's playoff games, tying for the team lead with 15 defensive tackles (11 solo) and adding a pass defensed.

**2010:** Bruton played all 16 games (2 starts) and totaled 14 tackles (12 solo) and one pass defensed on defense... Finished second on the club with 12 special-teams stops and recovered two fumbles on special-teams units... Deflected a punt and recorded a season-high two special-teams stops vs. Stl. (11/28)... Started Games 12-13 in place of injured safety Brian Dawkins.

**2009:** Selected by the Broncos in the fourth round (114th overall) of the 2009 NFL Draft, Bruton appeared in 14 games (1 start) for the club as a rookie and posted five tackles (4 solo) along with one pass breakup... Tied for fourth on the Broncos with nine special-teams tackles... Notched two special-teams stops at S.D. (10/19), at Bal.



(11/1) and vs. NYG (11/26)... Made his first career start vs. Oak. (12/20), replacing Renaldo Hill, and finished the game with five tackles (4 solo) and one pass breakup.

**COLLEGE:** Bruton totaled 214 tackles (138 solo), one sack (10 yds.), seven interceptions (77 yds.), 16 pass breakups, three forced fumbles and three fumble recoveries in 48 games (24 starts) at the University of Notre Dame... Saw extensive action on special teams, appearing in 596 career special-teams plays during his time at Notre Dame... Started all 13 games as a senior team captain and totaled 97 tackles (61 solo), four interceptions (57 yds.), 10 pass breakups, two forced fumbles and two fumble recoveries to earn honorable mention All-America honors from *The NFL Draft Report*... Led Notre Dame with four interceptions and ranked second on the team with 97 tackles that marked the third-best single-season total by a defensive back in school annals... Played 12 games (11 starts) as a junior for Notre Dame and led the team with three interceptions.

**PERSONAL:** Bruton attended Miamisburg (Ohio) High School, where he totaled 112 tackles, 11 interceptions and 470 receiving yards during his final two seasons... Earned All-Division I-II and All-Area honors from the *Dayton Daily News* as well as all-district accolades as a senior after posting 54 tackles and three interceptions... Received all-conference honors and was a special mention All-Southwest Ohio selection as a junior, posting 58 tackles and eight interceptions that year... Had 200 receiving yards as a senior and 270 receiving yards as a junior... Majored in both political science and sociology at Notre Dame... Worked as a substitute teacher in his hometown of Miamisburg during the 2011 offseason... David Lee Bruton was born on July 23, 1987, in Winchester, Ky.

### BRUTON'S REGULAR SEASON RECORD

Year	Club	G	S	UT	A	TT	S-Yds.	I-Yds.	PD	FF	FR	TD-Int.	TD-FR	S	Pts.
2009	Denver	14	1	4	1	5	0-0	0-0	1	0	0	0	0	0	0
2010	Denver	16	2	12	2	14	0-0	0-0	1	0	0	0	0	0	0
2011	Denver	15	1	13	0	13	0-0	0-0	3	0	0	0	0	0	0
2012	Denver	16	0	2	0	2	0-0	1--2	1	0	0	0	0	0	0
2013	Denver	16	0	14	2	16	0-0	0-0	0	0	0	0	0	0	0
<b>CAREER TOTALS</b>		<b>77</b>	<b>4</b>	<b>45</b>	<b>5</b>	<b>50</b>	<b>0-0</b>	<b>1--2</b>	<b>6</b>	<b>0</b>	<b>0</b>	<b>0</b>	<b>0</b>	<b>0</b>	<b>0</b>

**ADDITIONAL STATISTICS:** *Special teams tackles — 2009 (9), 2010 (12), 2011 (8), 2012 (3), 2013 (7), TOTAL (39). Special teams fumbles — 2009 (1FF), 2010 (2FR), TOTAL (1FF, 2 FR). Blocked punts — 2013 (1) TOTAL (1). One carry (fake punt) for 35 yards vs. Jacksonville, 10/13/13.*

### BRUTON'S POSTSEASON RECORD

Year	Club	G	S	UT	A	TT	S-Yds.	I-Yds.	PD	FF	FR	TD-Int.	TD-FR	S	Pts.
2011	Denver	2	2	11	4	15	0-0	0-0	1	0	0	0	0	0	0
2012	Denver	1	0	0	0	0	0-0	0-0	0	0	0	0	0	0	0
2013	Denver	1	0	0	0	0	0-0	0-0	0	0	0	0	0	0	0
<b>CAREER TOTALS</b>		<b>4</b>	<b>2</b>	<b>11</b>	<b>4</b>	<b>15</b>	<b>0-0</b>	<b>0-0</b>	<b>1</b>	<b>0</b>	<b>0</b>	<b>0</b>	<b>0</b>	<b>0</b>	<b>0</b>

### BRUTON'S SINGLE-GAME HIGHS

*(Postseason in parentheses)*

**Tackles** — 6, twice, last at Arizona, 12/12/10 (8 vs. Pittsburgh, 1/8/12). **Interceptions** — 1 at Kansas City, 11/25/12 (none). **Interception return yards** — -2 at Kansas City, 11/25/12 (none). **Passes defended** — 1, six times, last at Kansas City, 11/25/12 (1 vs. Pittsburgh, 1/8/12). **Special-teams tackles** — 3 at N.Y. Giants, 9/15/2013 (none).

### DAVID BRUTON'S GAME-BY-GAME

*(Victories asterisked)*

2013 DENVER		TACKLES									
Date	Opponent	P/S	UT	A	TT	S-Yds.	I-Yds.	PD	FF	FR	
Sep 5	vs. Baltimore*	P	0	0	0	0-0	0-0	0	0	0	
Sep 15	at N.Y. Giants*	P	1	0	1	0-0	0-0	0	0	0	
Sep 23	vs. Oakland*	P	0	0	0	0-0	0-0	0	0	0	
Sep 29	vs. Philadelphia*	P	0	0	0	0-0	0-0	0	0	0	
Oct 6	at Dallas*	P	0	0	0	0-0	0-0	0	0	0	
Oct 13	vs. Jacksonville*	P	0	0	0	0-0	0-0	0	0	0	
Oct 20	at Indianapolis	P	0	0	0	0-0	0-0	0	0	0	
Oct 27	vs. Washington*	P	0	0	0	0-0	0-0	0	0	0	
Nov 10	at San Diego*	P	2	0	2	0-0	0-0	0	0	0	
Nov 17	vs. Kansas City*	P	0	0	0	0-0	0-0	0	0	0	
Nov 24	at New England	P	0	2	2	0-0	0-0	0	0	0	
Dec 1	at Kansas City*	P	5	0	5	0-0	0-0	0	0	0	
Dec 8	vs. Tennessee*	P	1	0	1	0-0	0-0	0	0	0	
Dec 12	vs. San Diego	P	0	0	0	0-0	0-0	0	0	0	
Dec 22	at Houston*	P	0	0	0	0-0	0-0	0	0	0	
Dec 29	at Oakland*	P	5	0	5	0-0	0-0	0	0	0	
<b>Regular Season Totals</b>			<b>16/0</b>	<b>14</b>	<b>2</b>	<b>16</b>	<b>0-0</b>	<b>0-0</b>	<b>0</b>	<b>0</b>	<b>0</b>

**ADDITIONAL STATISTICS:** *Special-teams tackles — 7. Blocked punts — 1, vs. Baltimore, 9/5. One carry for 35 yards vs. Jacksonville, 10/13.*

Jan 12	vs. San Diego†	P	0	0	0	0-0	0-0	0	0	0	
<b>Postseason Totals</b>			<b>1/0</b>	<b>0</b>	<b>0</b>	<b>0</b>	<b>0-0</b>	<b>0-0</b>	<b>0</b>	<b>0</b>	<b>0</b>

†AFC Divisional Playoff Game





## ANDRE CALDWELL

12

WIDE RECEIVER

6-0 • 200 • 6TH YR. • FLORIDA

BORN: April 15, 1985, in Tampa Fla.

HIGH SCHOOL: Thomas Jefferson High School, Tampa, Fla.

ACQUIRED: Unrestricted Free Agent (Cincinnati), 2012

NFL YEAR: 6th • YEAR WITH BRONCOS: 2nd

NFL GAMES PLAYED/STARTED: 75/16 • POSTSEASON GP/GS: 2/1



### CALDWELL AT A GLANCE:

- A sixth-year wide receiver in his second year with the Broncos who played 75 games (16 starts) and totaled 141 receptions for 1,390 yards (9.9 avg.) with nine touchdowns in his first six NFL seasons with Cincinnati (2008-11) and Denver (2012-13).
- Averaged nearly 38 receptions per year from 2009-11, highlighted by his '09 campaign in which he played all 16 games (3 starts) and set career highs in catches (51), receiving yards (432) and touchdowns (3) for the AFC North-Champion Bengals.
- Played 53 career games at the University of Florida and left as the school's all-time leader in receptions (185), while ranking third in Gator annals in receiving yards (2,349).
- Younger brother of Reche Caldwell, who played six NFL seasons with San Diego (2002-05), New England (2006) and Washington (2007).
- Joined the Broncos as an unrestricted free agent on March 30, 2012.
- Selected by Cincinnati in the third round (97th overall) of the 2008 NFL Draft.

**CAREER TRANSACTIONS:** Signed by Cincinnati as a draft choice 7/27/08; Signed by Denver as an unrestricted free agent 3/30/12.



**2013:** Caldwell played all 16 regular-season games for the second time in his career... Caught 16 passes for 200 yards and tied a career-best with three touchdown receptions... Made one reception for a 28-yard touchdown that gave Denver a 21-17 lead in the third quarter vs. Bal. (9/5)... Caught his longest pass as a Bronco, a 36-yard reception at NYG (9/15)... Made a pair of special-teams stops at Ind. (10/20)... Made a special-teams tackle vs. K.C. (11/17)... Caught one pass for four yards and saw his first action as a kick returner for the Broncos at K.C. (12/1)... Posted his first career multi-touchdown game, finishing with a game-high six catches and 59 yards with a pair of scores vs. S.D. (12/12).

**2012:** Caldwell played eight games in his first season with the Broncos and totaled one reception for 18 yards, one rush for 14 yards and one special-teams tackle... Inactive for eight regular-season contests as well as Denver's AFC Divisional Playoff Game vs. Bal. (1/12).

**2011:** Caldwell played 13 games (2 starts) for the Bengals and totaled 37 receptions for 317 yards (8.6 avg.) and tied a career-high with three touchdowns... Posted multiple catches in 11-of-13 games played... Recorded the longest touchdown reception (49 yds.) of his career at Bal. (11/20)... Missed the Bengals' final three regular-season games and the postseason due to a hernia... Officially placed on injured reserve on Dec. 27.

**2010:** Caldwell saw action in 15 games, including a career-high five starts, and registered 25 receptions for 345 yards (13.8 avg.)... Totaled the three highest receiving yardage outputs of his career over the last three weeks of the season, averaging five receptions and 90 yards per game over that span... Set career-highs in catches (7) and receiving yards (94) in Cincinnati's season finale at Bal. (1/2).

**2009:** Caldwell played all 16 games (3 starts) for the first time in his career and tallied a career-best 51 receptions for 432 yards (8.5 avg.) with three touchdowns for the AFC North Champions... Returned 29 kickoffs for 539 yards (18.6 avg.)... Recorded two catches for 25 yards (12.5 avg.) in Cincinnati's AFC Wild Card Game vs. NYJ (1/9)... Produced multiple receptions in 15-of-17 games played, including the postseason.

**2008:** Selected by the Bengals in the third round (97th overall) of the 2008 NFL Draft, Caldwell played seven games (4 starts) as a rookie and caught 11 passes for 78 yards (7.1 avg.)... Returned 13 kickoffs for 338 yards (26.0 avg.)... Made his NFL debut vs. Pit. (10/19) and returned three kickoffs for 88 yards (29.3 avg.)... Made three receptions for 26 yards (8.7 avg.) in his first career start at Pit. (11/20).

**COLLEGE:** Caldwell played 53 games for the University of Florida and left as the school's all-time receptions leader (185), while ranking third all-time in receiving yards (2,349)... Accounted for 20 total touchdowns (16 receiving, 4 rushing)... Totaled 56 receptions for 761 yards (13.6 avg.) with seven touchdowns as a senior in 2007... Caught a touchdown pass in Florida's national title game victory over Ohio State to cap his junior campaign... Played all 13 games as a true freshman in 2003 and earned Southeastern Conference All-Freshman Team honors from *The Sporting News*.

**PERSONAL:** Caldwell attended Thomas Jefferson High School in Tampa, Fla., where he earned senior All-America honors from *Parade* and *SuperPrep* after scoring 38 touchdowns and leading his team to a 13-2 record and a berth in the state title game... Older brother, Reche Caldwell, played six seasons as a wide receiver in the NFL with San Diego (2002-05), New England (2006) and Washington (2007)... Majored in sociology at Florida... Andre Caldwell, who is nicknamed 'Bubba,' was born on April 15, 1985, in Tampa, Fla.

## CALDWELL'S REGULAR SEASON RECORD

Year	Club	G	S	RECEIVING					TD	KICKOFF RETURNS					TD	SCORING				
				No.	Yds.	Avg.	LG			No.	Yds.	Avg.	LG	TD		TD	TDp	TDrt	2pt	Pts.
2008	Cincinnati	7	4	11	78	7.1	15		0	13	338	26.0	43	0	0	0	0	0	0	0
2009	Cincinnati	16	3	51	432	8.5	24		3	29	539	18.6	39	0	3	0	3	0	0	18
2010	Cincinnati	15	5	25	345	13.8	53		0	3	79	26.3	32	0	0	0	0	0	0	0
2011	Cincinnati	13	2	37	317	8.6	49t		3	0	0	0.0	—	0	3	0	3	0	0	18
2012	Denver	8	0	1	18	18.0	18		0	0	0	0.0	—	0	0	0	0	0	0	0
2013	Denver	16	2	16	200	12.5	36		3	6	141	23.5	34	0	3	0	3	0	0	18
CAREER TOTALS		75	16	141	1,390	9.8	53		9	51	1,097	21.5	43	0	7	0	7	0	0	54
BRONCOS TOTALS		24	2	17	218	12.8	36		3	6	141	23.5	34	0	3	0	3	0	0	18

**ADDITIONAL STATISTICS:** *Rushing* — 2008 (5-53, 10.6 avg., 16 LG, 0 TD), 2009 (3-22, 7.3 avg., 15 LG, 0 TD), 2010 (1--2, -2.0 avg., -2 LG, 0 TD), 2012 (1-14, 14.0 avg., 14 LG, 0 TD), 2013 (1-7, 7.0 avg., 7 LG, 0 TD) **TOTAL** (11-94, 8.5 avg., 26 LG, 0 TD). *Special teams tackles* — 2008 (1), 2010 (2), 2011 (1), 2013 (4), **TOTAL** (8). *Returned a punt for 0 yards at N.Y. Jets (11/25/10).*

## CALDWELL'S POSTSEASON RECORD

Year	Club	G	S	No.	RECEIVING				TD	KICKOFF RETURNS				SCORING					
					Yds.	Avg.	LG	TD		No.	Yds.	Avg.	LG	TD	TD	TDr	TDp	TDrt	2pt
2009	Cincinnati	1	1	2	25	12.5	13	0	0	0	0.0	—	0	0	0	0	0	0	0
2013	Denver	1	0	1	15	15.0	15	0	0	0	0.0	—	0	0	0	0	0	0	0
CAREER TOTALS		2	1	3	40	13.3	15	0	0	0	0.0	—	0	0	0	0	0	0	0

## CALDWELL'S SINGLE-GAME HIGHS

*(Postseason in parentheses)*

**Receptions** — 7 at Baltimore, 1/2/11 (2 vs. N.Y. Jets 1/9/10). **Receiving yards** — 94 at Baltimore, 1/2/11 (25 vs. N.Y. Jets, 1/9/10). **Longest reception** — 53 vs. Cleveland, 12/19/10 (15 vs. San Diego, 1/12/13). **Receiving touchdowns** — 2 vs. San Diego, 12/12/13 (none). **Kick returns** — 6 at Indianapolis, 12/7/08 (none). **Kick return yards** — 154 at Indianapolis, 12/7/08 (none). **Longest kick return** — 43 vs. Baltimore, 11/30/08 (none). **Kick return touchdowns** — None (none).

## ANDRE CALDWELL'S GAME-BY-GAME

*(Victories asterisked)*

2013 DENVER			RECEIVING				KICK RETURNS				SCORING			
Date	Opponent	P/S	No.	Yds.	Avg.	LG	TD	No.	Yds.	Avg.	LG	TD	2pt	Pts.
Sep 5	vs. Baltimore*	P	1	28	28.0	28t	1	0	0	0.0	—	0	0	6
Sep 15	at N.Y. Giants*	P	1	36	36.0	36	0	0	0	0.0	—	0	0	0
Sep 23	vs. Oakland*	P	0	0	0.0	—	0	0	0	0.0	—	0	0	0
Sep 29	vs. Philadelphia*	P	1	5	5.0	5	0	0	0	0.0	—	0	0	0
Oct 6	at Dallas*	P	0	0	0.0	—	0	0	0	0.0	—	0	0	0
Oct 13	vs. Jacksonville*	P	0	0	0.0	—	0	0	0	0.0	—	0	0	0
Oct 20	at Indianapolis*	P	0	0	0.0	—	0	0	0	0.0	—	0	0	0
Oct 27	vs. Washington*	P	1	14	14.0	14	0	0	0	0.0	—	0	0	0
Nov 10	at San Diego*	P	0	0	0.0	—	0	0	0	0.0	—	0	0	0
Nov 17	vs. Kansas City*	P	0	0	0.0	—	0	0	0	0.0	—	0	0	0
Nov 24	at New England	P	0	0	0.0	—	0	0	0	0.0	—	0	0	0
Dec 1	at Kansas City*	P	1	4	4.0	4	0	3	59	19.7	24	0	0	0
Dec 8	vs. Tennessee*	P	0	0	0.0	—	0	3	82	27.3	34	0	0	0
Dec 12	vs. San Diego	P	6	59	9.8	15t	2	0	0	0.0	—	0	0	0
Dec 22	at Houston*	S	2	12	6.0	13	0	0	0	0.0	—	0	0	0
Dec 29	at Oakland*	S	3	42	14.0	19	0	0	0	0.0	—	0	0	0
<b>Regular Season Totals</b>			<b>16/2</b>	<b>16</b>	<b>200</b>	<b>12.5</b>	<b>36</b>	<b>3</b>	<b>6</b>	<b>141</b>	<b>23.5</b>	<b>34</b>	<b>0</b>	<b>6</b>
<b>ADDITIONAL STATISTICS:</b> <i>Rushing</i> — 1 carry for 7 yards. <i>Special-teams tackles</i> — 4.														
Jan 12	vs. San Diego†*	P	1	15	15.0	15	0	0	0	0.0	—	0	0	0
<b>Postseason Totals</b>			<b>1/0</b>	<b>1</b>	<b>15</b>	<b>15.0</b>	<b>15</b>	<b>0</b>	<b>0</b>	<b>0</b>	<b>0.0</b>	<b>—</b>	<b>0</b>	<b>6</b>



## TONY CARTER

32

CORNERBACK

5-9 • 175 • 5TH YR. • FLORIDA STATE

BORN: May 24, 1986, in Jacksonville, Fla.

HIGH SCHOOL: Mandarin High School, Jacksonville, Fla.

ACQUIRED: Free Agent, 2011

NFL YEAR: 5th • YEAR WITH BRONCOS: 4th

NFL GAMES PLAYED/STARTED: 34/3 • POSTSEASON GP/GS: 3/0



### CARTER AT A GLANCE

- A fifth-year cornerback who played 34 career regular-season games (3 starts) in addition to three playoff contests with Denver (2009, '11-13) and New England (2010) and totaled 37 tackles (32 solo), three interceptions (55 yds.), 21 passes defended and two fumble recoveries in his first five seasons.
- Allowed the fewest completions (27) among players with at least 60 defensive targets during the 2012 season as one of just three NFL players with a fumble recovery for a touchdown and interception for a touchdown.
- Became the 14th player in team history to recover a fumble and intercept a pass in the same game at San Diego (10/15/12).
- Saw action in three regular-season contests and both playoff games for Denver in 2011 after spending a portion of the year on the team's practice squad.
- Spent the first 13 games of the 2010 season on New England's practice squad before being promoted to the Patriots' active roster for the final three weeks.
- Competed on Denver's practice squad for the first 14 weeks of his rookie year in 2009 before spending the final three weeks of the season on its active roster, playing in two games (1 start).
- Started 33 consecutive games to finish his career at Florida State University, where he opened all 50 games played for his collegiate career.
- Received second-team All-Atlantic Coast Conference honors as a 13-game starter for the Seminoles as a senior.
- Joined the Broncos as a free agent on Nov. 30, 2011.
- Entered the NFL with Denver as a college free agent on April 27, 2009.

**CAREER TRANSACTIONS:** Signed by Denver as a college free agent 4/27/09; Waived by Denver 9/5/09; Signed by Denver (practice squad) 9/6/09; Signed by Denver (active roster) 12/19/09; Waived/injured by Denver 8/23/10; Signed by New England (practice squad) 9/7/10; Signed by New England (active roster) 12/18/10; Waived by New England 7/29/11; Signed by Minnesota 8/11/11; Waived by Minnesota 9/3/11; Signed by Denver (practice squad) 11/30/11; Signed by Denver (active roster) 12/13/11.



**2013:** Carter played 12 regular-season games (2 starts) for the Broncos in 2013... Made his second career start and set a career high with four pass breakups that tied for the sixth-most in team history in a single game vs. Bal. (9/5)... Intercepted a pass and matched his career high with four pass breakups and one tackle for loss in Denver's Week 2 win at NYG (9/15)... Started in Week 3 vs. Oak. (9/23), but left the game with an ankle injury... Made a special-teams stop at N.E. (11/24)... Made a special-teams tackle vs. S.D. (12/12).

**2012:** Carter set career highs in every category, finishing with 24 tackles, two interceptions, 12 pass breakups, one fumble recovery and two defensive touchdowns (one fumble return, one interception return) in 15 regular-season games... Totaled the most pass breakups (12) in the NFL by a non-starter and tied for third among undrafted players... Represented one of three players to return both an interception and fumble for a touchdown... Allowed the fewest completions (27) among NFL players targeted at least 60 times... Recorded the sixth-longest fumble return for a touchdown in team history (65 yds.) and became the 14th player in Broncos history to

### CARTER IS A STICKY DEFENDER

#### FEWEST COMPLETIONS ALLOWED, NFL, 2012 (MIN. 60 DEFENSIVE TARGETS)

Player	Tgt.	Rec.	Pct.
1. Tony Carter, Den.	60	27	45.0
2. Ike Taylor, Pit.	73	29	39.7
3. Casey Hayward, G.B.	69	30	43.5
4. Brandon Browner, Sea.	65	30	46.2
5. Robert McClain	63	33	52.4

recover a fumble and intercept a pass in the same game at S.D. (10/15)... Intercepted Panthers quarterback Cam Newton's pass and returned it 40 yards for his second touchdown of the season at Car. (11/11)... Made a special-teams stop in Denver's AFC Divisional Playoff Game vs. Bal. (1/12).

**2011:** Carter played in Denver's final three regular-season games and both playoff contests after spending two weeks on the club's practice squad... Signed to the practice squad on Nov. 30... Contributed a special-teams tackle in Denver's AFC Divisional Playoff Game at N.E. (1/14).

**2010:** Carter was signed to New England's practice squad on Sept. 7 after being waived/injured by Denver on Aug. 23... Spent the first 13 games of the season on the Patriots' practice squad before being promoted to the active roster on Dec. 18... Played two games and contributed one solo tackle on the year.

**2009:** Carter entered the NFL with the Broncos as a college free agent on April 27 and played two games (1 start) for the club as a rookie, registering one solo tackle, one pass breakup and one fumble recovery... Added two stops on special teams... Joined defensive lineman Chris Baker and punter Britton Colquitt as one of three college free agents to play for Denver as a rookie in 2009... Spent the first 14 weeks of the year on Denver's practice squad before he was signed to its active roster on Dec. 19... Made his NFL debut vs. Oak. (12/20) and recorded one solo tackle, one pass breakup, one fumble recovery and one special-teams stop... Started his first career game at Phi. (12/27) and had one special-teams tackle in that contest.

**COLLEGE:** Carter started all 50 career games he played at Florida State University and totaled 139 tackles (104 solo), nine interceptions (173 yds.) and 26 pass breakups... Returned three interceptions and one fumble for touchdowns... Added nine career punt returns for 132 yards (14.7 avg.) with one touchdown... Started 33 consecutive games to end his collegiate career... Started all 13 games for FSU as a senior in 2008, earning second-team All-Atlantic Coast Conference honors... Became the first player in Florida State history to return a blocked extra point and a blocked field goal for scores in the same game when he accomplished the feat as a sophomore against Clemson (9/16/06)... Named second-team freshman All-America and freshman All-ACC as a redshirt freshman in 2005, registering a team-high 12 pass breakups while starting all 13 games.

**PERSONAL:** Carter attended Mandarin High School in Jacksonville, Fla., where he was rated the No. 2 cornerback in the nation by Rivals.com and also saw time at quarterback and wide receiver... Father, Tony Sr., played basketball at Florida State... Carter received a bachelor's degree in social science from Florida State and is working toward a second degree in political science from the school... Tony Carter was born on May 24, 1986, in Jacksonville, Fla.

#### CARTER'S REGULAR SEASON RECORD

Year	Club	G	S	UT	A	TT	S-Yds.	I-Yds.	PBU	FF	FR	TD-Int.	TD-FR	S	Pts.
2009	Denver	2	1	1	0	1	0-0	0-0	1	0	1	0	0	0	0
2010	New England	2	0	1	0	1	0-0	0-0	0	0	0	0	0	0	0
2011	Denver	3	0	0	0	0	0-0	0-0	0	0	0	0	0	0	0
2012	Denver	15	0	20	4	24	0-0	2-55	12	0	1	1	1	0	12
2013	Denver	12	2	10	1	11	0-0	1-0	8	0	0	0	0	0	0
<b>CAREER TOTALS</b>		<b>34</b>	<b>3</b>	<b>32</b>	<b>5</b>	<b>37</b>	<b>0-0</b>	<b>3-55</b>	<b>21</b>	<b>0</b>	<b>2</b>	<b>1</b>	<b>1</b>	<b>0</b>	<b>12</b>

**ADDITIONAL STATISTICS:** Special teams tackles — 2009 (2), 2012 (2) 2013 (2) TOTAL (6).

#### CARTER'S POSTSEASON RECORD

Year	Club	G	S	UT	A	TT	S-Yds.	I-Yds.	PBU	FF	FR	TD-Int.	TD-FR	S	Pts.
2011	Denver	2	0	0	0	0	0-0	0-0	0	0	0	0	0	0	0
2012	Denver	1	0	0	0	0	0-0	0-0	0	0	0	0	0	0	0
<b>CAREER TOTALS</b>		<b>3</b>	<b>0</b>	<b>0</b>	<b>0</b>	<b>0</b>	<b>0-0</b>	<b>0-0</b>	<b>0</b>	<b>0</b>	<b>0</b>	<b>0</b>	<b>0</b>	<b>0</b>	<b>0</b>

**ADDITIONAL STATISTICS:** Special teams tackles — 2011 (1), 2012 (1) TOTAL (2).

#### CARTER'S SINGLE-GAME HIGHS

(Postseason in parentheses)

**Tackles** — 6 at Oakland, 12/6/12 (1 vs. Baltimore, 1/12/13). **Interceptions** — 1, three times, last at N.Y. Giants, 9/15/13 (none). **Interception return yards** — 40 at Carolina, 11/11/12 (none). **Passes Defensed** — 4, twice, last at N.Y. Giants, 9/15/13 (none). **Fumble recoveries** — 1, twice, last at San Diego, 10/15/12 (none). **Fumble return yards** — 65 at San Diego, 10/15/12 (none).

2013 DENVER		TACKLES								
Date	Opponent	P/S	UT	A	TT	S-Yds.	I-Yds.	PBU	FF	FR
Sep 5	vs. Baltimore*	S	3	1	4	0-0	0-0	4	0	0
Sep 15	at N.Y. Giants*	P	3	0	3	0-0	1-0	4	0	0
Sep 23	vs. Oakland*	S	1	0	1	0-0	0-0	0	0	0
Sep 29	vs. Philadelphia*	P	2	0	2	0-0	0-0	0	0	0
Oct 6	at Dallas*	P	0	0	0	0-0	0-0	0	0	0
Oct 13	vs. Jacksonville*			INACTIVE						
Oct 20	at Indianapolis			INACTIVE						
Oct 27	vs. Washington*			INACTIVE						
Nov 10	at San Diego*	P	0	0	0	0-0	0-0	0	0	0
Nov 17	vs. Kansas City*			INACTIVE						
Nov 24	at New England	P	0	0	0	0-0	0-0	0	0	0
Dec 1	at Kansas City*	P	0	0	0	0-0	0-0	0	0	0
Dec 8	vs. Tennessee*	P	0	0	0	0-0	0-0	0	0	0
Dec 12	vs. San Diego	P	0	0	0	0-0	0-0	0	0	0
Dec 22	at Houston*	P	0	0	0	0-0	0-0	0	0	0
Dec 29	at Oakland*	P	1	0	1	0-0	0-0	0	0	0
Regular Season Totals		12/2	10	1	11	0-0	1-0	8	0	0
ADDITIONAL STATISTICS: Special teams tackles — 2.										
Jan 12	vs. San Diego†			INACTIVE						
Postseason Totals		0/0	0	0	02	0-0	0-0	0	0	0
†AFC Divisional Playoff Game										





## CHRIS CLARK

75

### OFFENSIVE TACKLE

6-5 • 305 • 5TH YR. • SOUTHERN MISSISSIPPI

**BORN:** Oct. 1, 1985, in New Orleans

**HIGH SCHOOL:** McDonogh 35 High School, New Orleans

**ACQUIRED:** Waivers (Minnesota), 2010

**NFL YEAR:** 5th • **YEAR WITH BRONCOS:** 4th

**NFL GAMES PLAYED/STARTED:** 56/20 • **POSTSEASON GP/GS:** 4/1



### CLARK AT A GLANCE:

- A fifth-year offensive tackle who played 40 games (6 starts) with Denver the last three seasons (2010-12) after two years competing on Minnesota's practice squad.
- Played all 16 games in each of the last two seasons, seeing time on special teams as well as the offensive line and in addition to his role in short-yardage situations.
- Spent the 2008 and '09 seasons on the Vikings' practice squad after competing in Tampa Bay's training camp as a rookie in '08.
- Started every game at left tackle during his final three seasons at the University of Southern Mississippi, earning All-Conference USA recognition following his senior year.
- Played in the New Orleans High School All-Star Game and was named an All-District offensive guard as a senior at McDonogh 35 High School in New Orleans.
- Assigned to the Broncos via waivers from Minnesota on Sept. 5, 2010.
- Entered the NFL with Tampa Bay as a college free agent on May 2, 2008.

**CAREER TRANSACTIONS:** Signed by Tampa Bay as a college free agent 5/2/08; Waived by Tampa Bay 8/30/08; Signed by Minnesota (practice squad) 9/10/08; Signed by Minnesota to a future contract 1/7/09; Waived by Minnesota 9/5/09; Signed by Minnesota (practice squad) 9/7/09; Signed by Minnesota to a future contract 1/25/10; Waived by Minnesota 9/4/10; Claimed off waivers by Denver 9/5/10.



**2013:** Clark appeared in all 16 regular-season games for the third-straight season and set a career high with 14 starts... Was part of an offensive line unit that allowed the fewest sacks (20) in the NFL, as well as the most games allowing zero sacks (6)... Opened his first career game at left tackle in Denver's Week 3 win vs. Oak. (9/23)... Part of an offensive line group that was named a collective offensive player of the week by Sports Illustrated's Peter King for its performance in which it allowed zero sacks and zero quarterback hits against the NFL's top-ranked sack defense vs. K.C. (11/17)... Part of an offensive line that did not allow a sack in Denver's Divisional-Round win vs. S.D. (1/12).

**2012:** Clark appeared in all 16 regular-season games for the second consecutive season, seeing action in 63 snaps on offense and 88 plays on special teams.

**2011:** Clark played all 16 regular-season games (6 starts) and both playoff contests for Denver, seeing time on special teams and as an extra blocking tight end on offense.

**2010:** Clark played in Denver's final eight games (0 starts) after being assigned to the Broncos off waivers from Minnesota on Sept. 5... Played primarily on special teams and on Denver's goal-line and short-yardage packages... Made his NFL debut vs. K.C. (11/14), lining up as an eligible tackle on quarterback Tim Tebow's 1-yard touchdown run in the second quarter.

**2009:** Clark spent the 2009 season on Minnesota's practice squad.

**2008:** Clark, who entered the NFL as a college free agent with Tampa Bay on May 2, competed with the Buccaneers during training camp before being waived and spending his rookie season on Minnesota's practice squad.

**COLLEGE:** Clark played 48 games (39 starts) at the University of Southern Mississippi, opening every contest during his final three seasons at left tackle (30 starts) and left guard (9 starts)... Earned All-Conference USA honors following his junior and senior seasons as the Golden Eagles posted more than 2,000 rushing yards in both campaigns... Named to the Conference USA All-Freshman Team in 2004.

**PERSONAL:** Clark received all-district distinction at offensive guard and played in the 2002 New Orleans High School All-Star Game following his senior season at McDonogh 35 High School in New Orleans... Won district and regional titles in shot put and discus as a prep senior... Chris Clark was born on Oct. 1, 1985, in New Orleans.

### CLARK'S REGULAR SEASON RECORD

Year	Club	G	S
2008	Minnesota	PRACTICE SQUAD	
2009	Minnesota	PRACTICE SQUAD	
2010	Denver	8	0
2011	Denver	16	6
2012	Denver	16	0
2013	Denver	16	14
<b>CAREER TOTALS</b>		<b>56</b>	<b>20</b>

**ADDITIONAL STATISTICS:** *Miscellaneous tackles — 2011 (1), TOTAL (1).*

### CLARK'S POSTSEASON RECORD

Year	Club	G	S
2011	Denver	2	0
2012	Denver	1	0
2013	Denver	1	1
<b>CAREER TOTALS</b>		<b>4</b>	<b>1</b>





## BRITTON COLQUITT

4

PUNTER



6-3 • 205 • 5TH YR. • TENNESSEE

BORN: March 20, 1985, in Knoxville, Tenn.

HIGH SCHOOL: Bearden High School, Knoxville, Tenn.

ACQUIRED: Free Agent, 2009

NFL YEAR: 5th • YEAR WITH BRONCOS: 5th

NFL GAMES PLAYED/STARTED: 64/0 • POSTSEASON GP/GS: 4/0

### COLQUITT AT A GLANCE:

- A fifth-year punter who is the franchise career leader in gross (45.8) and net (39.3) punting average (min. 100 punts).
- Broke his own franchise record with a 42.1 net punting average in 2012 that ranked third in the NFL, while ranking second in the league holding opponents to a 6.0-yard return average.
- Established Broncos single-season records in both gross (47.4) and net (40.2) punting average in 2011.
- Became just the third player in NFL history to post a 50-yard gross average and a 43-yard net average during a single month (min. 20 att.) when he averaged 50.3 gross yards and 43.5 net yards per punt in October 2011.
- Tied for the NFL lead with six games grossing 50 or more yards in 2010, while posting the 10th-highest gross punting average (44.6) in team annals.
- Punted five times for 281 yards at Arizona (12/12/10) to mark the highest single-game average (56.2) for a road game in franchise history.
- Completed brief stints on the Broncos' active roster and Miami's practice squad as a rookie in 2009.
- Joined by Kansas City's Dustin Colquitt as the first pair of brothers to punt in the NFL at the same time since 1941 (George and Wes McAfee).
- Averaged 42.6 yards on 209 career punts at the University of Tennessee, where he was a two-time All-Southeastern Conference selection and also handled kickoff duties.
- Entered the NFL with Denver as a college free agent on April 27, 2009.

**CAREER TRANSACTIONS:** Signed by Denver as a college free agent 4/27/09; Waived by Denver 9/1/09; Signed by Miami (practice squad) 12/22/09; Signed by Denver (active roster) 12/30/09.



**2013:** Colquitt played all 16 regular-season games and set a career-low with just three touchbacks... Tied for sixth in the NFL for fewest touchbacks (min. 50 punts)... Tied a career high by placing five punts inside the 20-yard line vs. Bal. (9/5)... Punted three times and placed two punts inside the 20, while only allowing one return for zero yards at K.C. (12/1)... Held for Matt Prater's NFL-record 64-yard field goal vs. Ten. (12/8).

**2012:** Colquitt played all 16 games and ranked third in the NFL with a 42.1 net average to break his own team record from the previous season... Punted 67 times for 3,099 yards (46.3 avg.) with 27 placed inside the 20 and just four touchbacks... Allowed just 6.0 yards per return to rank second in the NFL... Launched a career-long 67-yard punt at Atl. (9/17)... Set postseason career highs with a 48.8 gross average and 44.4 net average with three of his five punts downed inside the 20 in Denver's AFC Divisional Playoff Game vs. Bal. (1/12).

**2011:** Colquitt set franchise single-season records for gross (47.4) and net (40.2) average after punting 101 times for 4,783 yards with 33 kicks placed inside the 20-yard line... Averaged 51.5 yards on 36 punts from Denver's own 25-yard line and in... Kicked in both of Denver's postseason games, punting 11 times for 436 yards (39.6 gross / 37.1 net) with two punts inside the 20... Posted the second-highest single-game net punting

### COLQUITT SETS FRANCHISE PUNTING RECORDS

#### HIGHEST GROSS PUNTING AVG., BRONCOS HISTORY

Player	Year	Gross Avg.
1. Britton Colquitt	2011	47.4
2. Tom Rouen	1998	46.9
3. Todd Sauerbrun	2007	46.8
4. Brett Kern	2009	46.7
5. Tom Rouen	1999	46.5

#### HIGHEST NET PUNTING AVG., BRONCOS HISTORY

Player	Year	Net Avg.
1. Britton Colquitt	2012	42.1
2. Britton Colquitt	2011	40.2
3. Mike Horan	1990	38.9
4. Tom Rouen	1997	38.1
5. Todd Sauerbrun	2005	38.0

## COLQUITT A HOUSEHOLD NFL NAME

The Colquitt family has produced four NFL punters, including Britton's brother (Dustin), father (Craig) and uncle (Jimmy). Craig Colquitt won two Super Bowl rings as the Steelers' punter and Jimmy Colquitt played two games for the Seahawks in 1985. All four Colquitts attended the University of Tennessee.

Denver's Britton Colquitt and Kansas City's Dustin Colquitt are the first brothers to punt in the NFL at the same time since 1941 (George and Wes McAfee).

### COLQUITT'S WHO PLAYED IN THE NFL

Player	Team (Years)	GP	No.	Avg.	LG	In20	Net
Craig Colquitt	Pit. (1978-84); Ind. (1987)	97	431	41.3	74	112	34.8
Jimmy Colquitt	Sea. (1985)	2	12	40.1	55	3	34.3
Dustin Colquitt	K.C. (2005-Pres.)	142	744	44.9	81	285	39.3
<b>Britton Colquitt</b>	<b>Den. (2009-Pres.)</b>	<b>64</b>	<b>319</b>	<b>45.8</b>	<b>67</b>	<b>102</b>	<b>39.3</b>

average (51.0) on six punts vs. Cin. (9/18)... Averaged 50.3 gross yards and 43.5 net yards per punt in October to become just the third player in NFL history to post a 50-yard gross average and a 43-yard net average during a single month... Placed a career-high five punts inside the 20-yard line in Denver's season finale vs. K.C. (1/1).

**2010:** Colquitt played all 16 games and ranked fifth in the AFC and 11th in the NFL with a 44.6-yard gross average... Punted 86 times for 3,838 yards (44.6 gross / 36.6 net) with 19 punts placed inside the 20-yard line... Tied for the NFL lead with six games recording a gross average of 50-plus yards... Registered a 56.2 gross average at Ari. (12/12) to mark the third-highest total in franchise history (highest on the road).

**2009:** Colquitt, who entered the NFL with the Broncos as a college free agent on April 27, was waived by the club at the conclusion of training camp... Signed to Miami's practice squad on Dec. 22 before Denver signed him to its active roster on Dec. 30... Declared inactive for the Broncos' season finale vs. K.C. (1/3).

**COLLEGE:** Colquitt played 43 career games at Tennessee, punting 209 times for 8,897 yards (42.6 avg.) with 73 punts placed inside the 20-yard line while also handling kickoff duties... Only had one punt blocked at Tennessee... Earned All-Southeastern Conference honors twice... Played seven games as a senior in 2008, punting 42 times for 1,821 yards (43.4 avg.) with 13 punts placed inside the 20-yard line and a 71-yard long... Saw time in all 13 games for the Volunteers as a junior in 2007 and averaged 41.6 yards per punt (62-2,579) to earn second-team All-SEC honors... Ranked seventh in the nation and second in the SEC with a 44.9-yard punting average (46-2,066) as a sophomore in 2006 to earn consensus first-team All-SEC honors... Placed fourth in school history with his 44.9-yard punting average.

**PERSONAL:** Colquitt received all-state honors as a junior and senior at Bearden High School in Knoxville, Tenn., where he kicked and punted... Also lettered in soccer in high school, helping Bearden to a No. 1 national ranking and a state championship as a junior (25-0 record)... Father (Craig), brother (Dustin) and uncle (Jimmy) all punted for Tennessee... Craig Colquitt won two Super Bowl rings as the Steelers' punter from 1978-84, Dustin Colquitt punts for the Chiefs and Jimmy Colquitt punted for the Seahawks in 1985... Majored in mechanical engineering at Tennessee... Britton Colquitt was born on March 20, 1985, in Knoxville, Tenn.

## COLQUITT'S REGULAR SEASON RECORD

Year	Club	G	S	No.	Yds.	Avg.	Net.	TB	In 20	LG	Blk.
2009	Den./Mia.	0	0	0	0	0.0	0.0	0	0	—	0
2010	Denver	16	0	86	3,835	44.6	36.6	7	19	63	0
2011	Denver	16	0	101	4,783	47.4	40.2	7	33	66	0
2012	Denver	16	0	67	3,099	46.3	42.1	4	27	67	0
2013	Denver	16	0	65	2,893	44.5	38.8	3	23	60	0
<b>CAREER TOTALS</b>		<b>64</b>	<b>0</b>	<b>319</b>	<b>14,616</b>	<b>45.8</b>	<b>39.3</b>	<b>21</b>	<b>102</b>	<b>67</b>	<b>0</b>

**ADDITIONAL STATISTICS:** *Special teams tackles — 2010 (1), 2012 (1) TOTAL (2). Kickoffs — 2010 (1 for 69 yds., 69.0 avg.), TOTAL (1 for 69 yds., 69.0 avg.).*

## COLQUITT'S POSTSEASON RECORD

Year	Club	G	S	No.	Yds.	Avg.	Net.	TB	In 20	LG	Blk.
2011	Denver	2	0	11	436	39.6	37.1	0	2	50	0
2012	Denver	1	0	5	244	48.8	44.4	0	3	59	0
2013	Denver	1	0	0	0	0.0	0.0	0	0	—	0
<b>CAREER TOTALS</b>		<b>4</b>	<b>0</b>	<b>16</b>	<b>680</b>	<b>42.5</b>	<b>39.4</b>	<b>0</b>	<b>5</b>	<b>59</b>	<b>0</b>

## COLQUITT'S SINGLE-GAME HIGHS

(postseason in parentheses)

**Punts** — 9, four times, last vs. Kansas City, 1/1/12 (7 at New England, 1/14/12). **Gross punt average** — 56.2 at Arizona, 12/12/10 (48.8 vs. Baltimore, 1/12/13). **Net punt average** — 51.0 vs. Cincinnati, 9/18/11 (44.4 vs. Baltimore, 1/12/13). **Longest punt** — 67 at Atlanta, 9/17/12 (59 vs. Baltimore, 1/12/13). **Punts inside the 20** — 5, twice, last vs. Baltimore, 9/5/13 (3 vs. Baltimore, 1/12/13).

## BRITTON COLQUITT'S GAME-BY-GAME

(Victories asterisked)

2013 DENVER			PUNTING									
Date	Opponent	P/S	No.	Yds.	Avg.	Net.	TB	In 20	LG	Blk.	Opp. Ret.	Ret. Yds.
Sep 5	vs. Baltimore*	P	7	319	45.6	40.9	1	5	59	0	1	13
Sep 15	at N.Y. Giants*	P	5	210	42.0	39.4	0	2	53	0	2	13
Sep 23	vs. Oakland*	P	1	37	37.0	37.0	0	1	37	0	0	0
Sep 29	vs. Philadelphia*	P	2	92	46.0	35.5	0	1	60	0	1	21
Oct 6	at Dallas*	P	0	0	0.0	0.0	0	0	—	0	0	0
Oct 13	vs. Jacksonville*	P	3	129	43.0	42.3	0	0	48	0	2	2
Oct 20	at Indianapolis	P	7	331	47.3	42.3	0	1	53	0	3	35
Oct 27	vs. Washington*	P	3	147	49.0	37.0	0	1	55	0	2	36
Nov 10	at San Diego*	P	5	233	46.6	42.6	1	0	59	0	0	0
Nov 17	vs. Kansas City*	P	6	275	45.8	40.3	0	1	54	0	5	33
Nov 24	at New England	P	8	325	40.6	35.8	0	4	49	0	3	39
Dec 1	at Kansas City*	P	3	132	44.0	44.0	0	2	53	0	1	0
Dec 8	vs. Tennessee*	P	2	65	32.5	32.5	0	2	36	0	0	0
Dec 12	vs. San Diego	P	4	186	46.5	43.8	0	1	51	0	2	11
Dec 22	at Houston*	P	6	292	48.7	37.0	0	1	55	0	5	70
Dec 29	at Oakland*	P	3	120	40.0	24.8	1	1	48	1	1	1
<b>Regular Season Totals</b>		<b>16/0</b>	<b>65</b>	<b>2,893</b>	<b>44.5</b>	<b>38.8</b>	<b>3</b>	<b>23</b>	<b>60</b>	<b>1</b>	<b>28</b>	<b>274</b>
Jan 12	vs. San Diego†*	P	0	0	0.0	0.0	0	0	—	0	0	0
<b>Postseason Totals</b>		<b>1/0</b>	<b>0</b>	<b>0</b>	<b>0.0</b>	<b>0.0</b>	<b>0</b>	<b>0</b>	<b>—</b>	<b>0</b>	<b>0</b>	<b>0</b>

†AFC Divisional Playoff Game



## ERIC DECKER

87

### WIDE RECEIVER

6-3 • 214 • 4TH YR. • MINNESOTA

**BORN:** March 15, 1987, in Cold Spring, Minn.

**HIGH SCHOOL:** Rocori High School, Cold Spring, Minn.

**ACQUIRED:** Draft #3b (87th overall), 2010

**NFL YEAR:** 3rd • **YEAR WITH BRONCOS:** 3rd

**NFL GAMES PLAYED/STARTED:** 62/44 • **POSTSEASON GP/GS:** 3/3



### DECKER AT A GLANCE:

- A fourth-year wide receiver whose 33 career receiving scores are the most in franchise history through a player's first four seasons.
- Set career highs in receptions (87) and receiving yards (1,288), while ranking third on the Broncos with 11 receiving touchdowns in 2013.
- Combined with teammate Demaryius Thomas in 2013 to represent the most prolific receiving tandem (2,718 yds.) in the league.
- Combined with Thomas in 2012 to represent the third-most prolific receiving tandem (2,498 yds.) in the league and become the first Broncos 1,000-yard receiving duo since 2004.
- Led the Broncos in receptions (44) and receiving yards (612) in his first year as a starter in 2011 while totaling the second most receiving touchdowns (8) in team history by a player in his first or second season.
- Recorded the third-longest punt return for a touchdown (90 yds.) in franchise history vs. Oakland (9/12/11) in his first game returning punts at any level.
- Selected to the 2011 USA Football All-Fundamentals Team for exhibiting exemplary football techniques for youth players to emulate.
- Played 14 games (0 starts) as a rookie in 2010 and led the Broncos in kickoff return yards (556), while tying for third on the club with nine special-teams tackles.
- Wears No. 87 for three reasons: He admires former Broncos wide receiver Eddie McCaffrey, who wore the number; he was the 87th overall player selected in the 2010 NFL Draft; and he was born in '87.
- Started three seasons at the University of Minnesota, totaling 11 career-100-yard receiving games and dropping only three passes in the 354 times he was targeted (0.8%).
- Posted a Minnesota-record 84 receptions for 1,074 yards (12.8 avg.) as a junior in 2008, earning honorable mention All-America honors and first team All-Big Ten recognition.
- Selected by the Broncos in the third round (87th overall) of the 2010 NFL Draft.

**CAREER TRANSACTIONS:** Signed by Denver as a draft choice 7/27/10.



**2013:** Decker started all 16 regular-season games for the first time in his career... Set career-highs with 87 catches and 1,288 yards, ranking second on the team in both categories... Led all players and set a career high with nine receptions, finishing with 87 yards in Denver's Week 2 win at NYG (9/15)... Finished one catch and three yards shy of career highs after posting eight receptions for 133 yards, including a career-long 61-yard catch, and a touchdown on *Monday Night Football* vs. Oak. (9/23)... Caught a team-long 57-yard pass and hauled in a 2-yard touchdown catch at Dal. (10/6)... Set a career high with 150 receiving yards on eight catches with one touchdown at Ind. (10/20)... Set a Broncos record with four touchdown catches and caught a career-best 174 yards on eight catches at K.C. (12/1)... Topped the 100-yard mark for back-to-back games for the first time in his career, finishing

### DECKER FINDS THE END ZONE

#### MOST RECEIVING TOUCHDOWNS, NFL, 2012

Player	Team	No.
1. James Jones	Green Bay	14
2. <b>Eric Decker</b>	<b>Denver</b>	<b>13</b>
3. Dez Bryant	Dallas	12
4. A.J. Green	Cincinnati	11
Rob Gronkowski	New England	11
Brandon Marshall	Chicago	11

#### MOST RECEIVING TOUCHDOWNS IN A TWO-YEAR SPAN, BRONCOS HISTORY

Player	Years	No.
1. <b>Eric Decker</b>	<b>2011-12</b>	<b>21</b>
2. Rod Smith	2000-01	19
Anthony Miller	1994-95	19
4. Rod Smith	1997-98	18
Ed McCaffrey	1997-98	18

with eight catches for 117 yards and a touchdown vs. Ten. (12/8)... Set a career-high with a game-best 10 catches and totaled 131 yards with a pair of touchdowns at Hou. (12/22)... Caught his 11th touchdown pass of the year in Denver's Week 17 win at Oak. (12/29).

**2012:** Decker played all 16 regular-season games (15 starts) in 2012 and set career-highs in receptions (85), receiving yards (1,064) and receiving touchdowns (13)—ranking second in the NFL in the final category... Set a career high with 136 receiving yards on eight catches vs. Hou. (9/23)... Matched career highs with eight receptions and two touchdown catches at Cin. (11/4) to mark his fifth-straight game with at least one touchdown... Caught his 100th career pass and took it 20 yards for his eighth touchdown of the season during the third quarter vs. S.D. (11/18), becoming just the third player in team history with at least eight touchdown catches in back-to-back seasons... Matched his career high with eight catches and produced a game-high 133 receiving yards—the second-highest total of his career—at Bal. (12/16)... Posted his sixth career multiple-touchdown game and topped the 1,000-yard mark for the first season of his career vs. K.C. (12/30)... Tied for a team-high six catches and led Denver with 84 yards (14.0 avg.) in Denver's AFC Divisional Playoff Game vs. Bal. (1/12).

**2011:** Decker played all 16 games (13 starts) in the regular season and led the Broncos with 44 receptions for 612 yards (13.9 avg.) with eight touchdowns... Added six punt returns for 133 yards (22.2 avg.), including a 90-yard touchdown, and returned two kickoffs for 50 yards (25.0 avg.)... Totaled the second most receiving touchdowns (8) by a Bronco in his first or second season... Registered the third-longest punt return for a touchdown (90 yds.) in franchise history in the season opener vs. Oak. (9/12) despite never returning a punt at any level entering the game... Totaled five receptions for 133 yards and two touchdowns in his first career start vs. Cin. (9/18)... Started Denver's AFC Wild Card Playoff Game vs. Pit. (1/8) but left the game and missed the rest of the postseason with a knee injury.

**2010:** Selected by the Broncos in the fifth round (87th overall) of the 2010 NFL Draft, Decker played 14 games (0 starts) as a rookie and totaled six receptions for 106 yards (17.7 avg.) with one touchdown on offense... Led the club with 22 kickoff returns for 556 yards, with his 25.3-yard average ranking third in the NFL among rookies... Tied for third on the team with nine special-teams stops... Led all NFL players with 16 receptions during the preseason (183 yds., 11.4 avg., TD) despite playing just three games... Recorded his first two NFL receptions vs. Stl. (11/28), including a season-long 38-yard catch in the fourth quarter... Set a franchise record with 211 yards on seven kickoff returns (30.1 avg.) at Ari. (12/12)... Caught his first career touchdown pass on a 6-yard reception from quarterback Tim Tebow in the regular-season finale vs. S.D. (1/2).

**COLLEGE:** Decker was a two-sport athlete (football and baseball) at the University of Minnesota, where he played in 45 career football games (35 starts) and totaled 227 receptions for 3,119 yards (13.7 avg.) with 24 touchdowns... Totaled 11 career 100-yard receiving games and dropped only three passes in the 354 times he was targeted (0.85)... Led the Big Ten Conference and finished 15th in the nation with 94.8 receiving yards per game as a senior in 2009, earning second-team Lowe's Senior CLASS All-America honors... Set a school record with 84 receptions for 1,074 yards (12.8 avg.) with seven touchdowns as a junior in 2008, while receiving honorable mention All-America accolades and first-team All-Big Ten recognition... Played outfield for the Golden Gophers' baseball team and was drafted twice in the Major League Baseball Draft—by the Milwaukee Brewers in 2008 (38th round) and the Minnesota Twins in 2009 (27th round).

**PERSONAL:** Decker attended Rocori High School in Cold Spring, Minn., where he played football, basketball and baseball, earning all-conference, all-area and all-section honors in all three sports... Named Team MVP twice for football, recording 2,156 receiving yards with 28 touchdowns during his prep career... Earned a bachelor's degree in business and marketing at Minnesota... Eric Decker was born on March 15, 1987, in Cold Spring, Minn.

### DECKER'S REGULAR SEASON RECORD

Year	Club	RECEIVING								PUNT RETURNS					KICKOFF RETURNS				
		G	S	No.	Yds.	Avg.	LG	TD	No.	FC	Yds.	Avg.	LG	TD	No.	Yds.	Avg.	LG	TD
2010	Denver	14	0	6	106	17.7	38	1	0	0	0	0.0	—	0	22	556	25.3	51	0
2011	Denver	16	13	44	612	13.9	56t	8	6	1	133	22.2	90t	1	2	50	25.0	34	0
2012	Denver	16	15	85	1,064	12.5	55	13	2	0	22	11.0	13	0	0	0	0.0	—	0
2013	Denver	16	16	87	1,288	14.8	61	11	1	2	2	2.0	2	0	0	0	0.0	—	0
<b>CAREER TOTALS</b>		<b>62</b>	<b>44</b>	<b>222</b>	<b>3,070</b>	<b>13.8</b>	<b>61</b>	<b>33</b>	<b>9</b>	<b>3</b>	<b>157</b>	<b>17.4</b>	<b>90t</b>	<b>1</b>	<b>24</b>	<b>606</b>	<b>25.3</b>	<b>51</b>	<b>0</b>

**ADDITIONAL STATISTICS:** Special teams tackles — 2010 (9), TOTAL (9). Miscellaneous tackles — 2011 (2), 2012 (3), 2013 (3) TOTAL (8). Rushes — 2011 (1-1, 1.0 avg., 1 LG), TOTAL (1-1, 1.0 avg., 1 LG).

### DECKER'S POSTSEASON RECORD

Year	Club	RECEIVING								PUNT RETURNS					KICKOFF RETURNS				
		G	S	No.	Yds.	Avg.	LG	TD	No.	FC	Yds.	Avg.	LG	TD	No.	Yds.	Avg.	LG	TD
2011	Denver	1	1	0	0	0.0	—	0	0	0	0	0.0	—	0	0	0	0.0	—	0
2012	Denver	1	1	6	84	14.0	32	0	0	0	0	0.0	—	0	0	0	0.0	—	0
2013	Denver	1	1	2	32	16.0	19	0	3	0	66	22.0	47	0	0	0	0.0	—	0
<b>CAREER TOTALS</b>		<b>3</b>	<b>3</b>	<b>8</b>	<b>116</b>	<b>14.5</b>	<b>32</b>	<b>0</b>	<b>3</b>	<b>0</b>	<b>66</b>	<b>22.0</b>	<b>47</b>	<b>0</b>	<b>0</b>	<b>0</b>	<b>0.0</b>	<b>—</b>	<b>0</b>

**ADDITIONAL STATISTICS:** Rushes — 2011 (1-9, 9.0 avg., 9 LG), TOTAL (1-9, 9.0 avg., 9 LG).

## DECKER'S SINGLE-GAME HIGHS

(Postseason in parentheses)

**Receptions** — 10 at Houston, 12/22/13 (6 vs. Baltimore, 1/12/13). **Receiving yards** — 174 at Kansas City, 12/1/13 (84 vs. Baltimore, 1/12/13). **Longest reception** — 61 vs. Oakland, 9/23/13 (32 vs. Baltimore, 1/12/13). **Receiving touchdowns** — 4\* at Kansas City, 12/1/13 (none). **Kick returns** — 7, twice, last at Oakland, 12/19/10 (none). **Kick return yards** — 211\* at Arizona, 12/12/10 (none). **Longest kick return** — 51 at Arizona, 12/12/10 (none). **Kick return touchdowns** — None (none). **Punt returns** — 5 vs. Oakland, 9/12/11 (3 vs. San Diego, 1/12/14). **Punt return yards** — 128 vs. Oakland, 9/12/11 (66 vs. San Diego, 1/12/14). **Longest punt return** — 90t vs. Oakland, 9/12/11 (47 vs. San Diego, 1/12/14). **Punt return touchdowns** — 90t vs. Oakland, 9/12/11 (none).

\*franchise record

## DECKER'S 100-YARD RECEIVING GAMES (8)

\*denotes win (Decker's teams are 7-2 when he records 100 or more yards receiving in a game.)


Date	Opponent	No.	Yds.	Avg.	LG	TD
9/18/11	vs. Cincinnati*	5	113	22.6	52t	2
9/23/12	vs. Houston	8	136	17.0	35	0
12/16/12	at Baltimore*	8	133	16.6	51t	1
9/23/13	vs. Oakland*	8	133	16.6	61	1
10/20/13	at Indianapolis	8	150	18.8	49	1
12/1/13	at Kansas City*	8	174	21.8	42	4
12/8/13	vs. Tennessee*	8	117	14.6	24	1
12/22/13	at Houston*	10	131	13.1	35	2

## ERIC DECKER'S GAME-BY-GAME

(Victories asterisked)

2013 DENVER			RECEIVING					KICK RETURNS					PUNT RETURNS				
Date	Opponent	P/S	No.	Yds.	Avg.	LG	TD	No.	Yds.	Avg.	LG	TD	No.	Yds.	Avg.	LG	TD
Sep 5	vs. Baltimore*	S	2	32	16.0	27	0	0	0	0.0	—	0	0	0	0.0	—	0
Sep 15	at N.Y. Giants*	S	9	87	9.7	19	0	0	0	0.0	—	0	0	0	0.0	—	0
Sep 23	vs. Oakland*	S	8	133	16.6	61	1	0	0	0.0	—	0	0	0	0.0	—	0
Sep 29	vs. Philadelphia*	S	5	88	17.6	52	0	0	0	0.0	—	0	0	0	0.0	—	0
Oct 6	at Dallas*	S	5	87	17.4	57	1	0	0	0.0	—	0	0	0	0.0	—	0
Oct 13	vs. Jacksonville*	S	5	50	10.0	23	0	0	0	0.0	—	0	0	0	0.0	—	0
Oct 20	at Indianapolis	S	8	150	18.8	49	1	0	0	0.0	—	0	0	0	0.0	—	0
Oct 27	vs. Washington*	S	4	42	10.5	19	0	0	0	0.0	—	0	0	0	0.0	—	0
Nov 10	at San Diego*	S	3	52	17.3	34	0	0	0	0.0	—	0	0	0	0.0	—	0
Nov 17	vs. Kansas City*	S	5	71	14.2	33	0	0	0	0.0	—	0	0	0	0.0	—	0
Nov 24	at New England	S	1	5	5.0	5	0	0	0	0.0	—	0	0	0	0.0	—	0
Dec 1	at Kansas City*	S	8	174	21.8	42	4	0	0	0.0	—	0	0	0	0.0	—	0
Dec 8	vs. Tennessee*	S	8	117	14.6	24	1	0	0	0.0	—	0	1	2	2.0	2	0
Dec 12	vs. San Diego	S	2	42	21.0	21	0	0	0	0.0	—	0	0	0	0.0	—	0
Dec 22	at Houston*	S	10	131	13.1	35	2	0	0	0.0	—	0	0	0	0.0	—	0
Dec 29	at Oakland*	S	4	27	6.8	12	1	0	0	0.0	—	0	0	0	0.0	—	0
Regular Season Totals		16/16	87	1,288	14.8	61	11	0	0	0.0	—	0	1	2	2.0	2	0
ADDITIONAL STATISTICS: Miscellaneous tackles — 3. Fair catches — 2.																	
Jan 12	vs. San Diego†*	S	2	32	16.0	19	0	0	0	0.0	—	0	3	66	22.0	47	0
Postseason Totals		1/1	2	32	16.0	19	0	0	0	0.0	—	0	3	66	22.0	47	0





## JOEL DREESSEN

81

TIGHT END

6-4 • 245 • 8TH YR. • COLORADO STATE

BORN: July 26, 1982, in Ida Grove, Iowa

HIGH SCHOOL: Fort Morgan (Colo.) High School

ACQUIRED: Unrestricted Free Agent (Houston), 2012

NFL YEAR: 8th • YEAR WITH BRONCOS: 2nd

NFL GAMES PLAYED/STARTED: 120/49 • POSTSEASON GP/GS: 3/1



### DREESSEN AT A GLANCE:

- An eighth-year tight end who opened at least 10 games in each of his last four seasons, including a career-best 15 starts in his first campaign with the Broncos in 2012.
- Posted a career-high 41 receptions for 356 yards (8.7 avg.) with five touchdowns in 2012, while seeing time in more than 75 percent of Denver's offensive snaps.
- Entered 2013 ranked fifth among NFL tight ends in percentage of catches resulting in touchdowns (14.3% / 15-of-105) since 2010 (min. 40 rec.).
- Played in at least 13 games during each of his seven NFL seasons, including all 16 regular-season contests during the last five years.
- Owns 30 career special-teams tackles and has experience as a long snapper.
- Started all 45 games played at Colorado State University, where he totaled 123 receptions for 1,295 yards (10.5 avg.) with 10 touchdowns and was a two-time first-team All-Mountain West Conference selection.
- Joined the Broncos as an unrestricted free agent on March 29, 2012.
- Selected by the N.Y. Jets in the sixth round (198th overall) of the 2005 NFL Draft.

**CAREER TRANSACTIONS:** Signed by N.Y. Jets as a draft choice 7/25/05; Waived by N.Y. Jets 9/2/06; Signed by Houston to a future contract 1/2/07; Waived by Houston 9/13/07; Signed by Houston 9/25/07; Signed by Denver as an unrestricted free agent 3/29/12.



**2013:** Dreessen played 13 regular-season games and totaled seven catches for 47 yards (6.7 avg.) with one touchdown... Made two special-teams stops at Ind. (10/20)... Caught a 1-yard touchdown pass on 4th-and-goal vs. Was. (10/27).

**2012:** Dreessen participated in all 16 games (15 starts) for the fifth straight season and set a career high with 41 catches for 356 yards (8.7 avg.) and five touchdowns... Caught a touchdown pass for the third consecutive game at N.E. (10/7)... Tied a career high with six catches at S.D. (10/15)... Tied for a team-high with six catches in his first career postseason start in Denver's AFC Divisional Playoff Game vs. Bal. (1/12).

**2011:** Dreessen played all 16 regular-season games (10 starts) for the fourth consecutive year and totaled 28 receptions for 353 yards (12.6 avg.) while leading the team with a career-best six touchdowns... Added three special-teams tackles for the Texans... Caught four passes for a career-high 112 yards vs. Oak. (10/9)... Appeared in both of Houston's postseason contests but did not record any statistics.

**2010:** Dreessen saw time in all 16 games (10 starts) and recorded career highs in receptions (36) and receiving yards (518) in addition to contributing four touchdowns and three special-teams tackles... Recorded his first career 100-yard receiving game (4-106) at NYJ (11/21).

**2009:** Dreessen started a career-high 11 games and appeared in all 16 contests for Houston while registering 26 receptions for 320 yards (12.3 avg.) with one touchdown on offense... Handled long-snapping duties for the majority of the season and posted three stops on special teams... Caught a career-best six passes for 81 yards (13.5 avg.) with one touchdown vs. N.E. (1/3).

**2008:** Dreessen played all 16 games (3 starts) for the first time in his career and recorded 11 receptions for 77

### DREESSEN HAS A KNACK FOR SCORING

#### HIGHEST PCT. OF CATCHES RESULTING IN TOUCHDOWNS, TIGHT ENDS, NFL, 2010-12 (MIN. 40 REC.)

Player	Rec.	TD	Pct.
1. Rob Gronkowski, N.E.	187	38	20.3
2. Kyle Rudolph, Min.	79	12	15.2
3. Antonio Gates, S.D.	163	24	14.7
4. Scott Chandler, Dal./Buf.	82	12	14.6
5. Joel Dreessen, Den./Hou.	105	15	14.3



yards (7.0 avg.) on offense along with eight tackles on special teams... Made his first career start in a double-tight end set vs. Mia. (10/12).

**2007:** Dreessen played 13 games (0 starts) and totaled four catches for 55 yards (13.8 avg.) with two touchdowns in addition to ranking second on the club with nine special-teams stops... Made his first career touchdown reception, a 28-yarder from Sage Rosenfels, at S.D. (10/28).

**2006:** Dreessen spent the season out of football after being waived by the N.Y. Jets at the conclusion of the preseason.

**2005:** Selected by the N.Y. Jets in the sixth round (198th overall) of the 2005 NFL Draft, Dreessen played 14 regular-season games (0 starts) as a rookie and contributed five receptions for 41 yards (8.2 avg.) and one special-teams tackle... Inactive for the Jets' first two games before seeing time in the remainder of the club's contests... Caught his first NFL pass, a 7-yarder, at Den. (11/20).

**COLLEGE:** Dreessen started all 45 games played at Colorado State University and caught 123 passes for 1,295 yards (10.5 avg.) with 10 touchdowns at tight end while also serving as the Rams' long snapper... Left the school ranked eighth on the program's all-time receptions list... Named a first-team All-Mountain West Conference selection following his sophomore and senior campaigns.

**PERSONAL:** Dreessen was an All-State and All-Colorado selection as a senior at Fort Morgan (Colo.) High School... Earned first-team All Conference honors during each of his final two prep seasons... Lettered four times each in football and track... Majored in management at Colorado State... Participated in the NFL Broadcast Boot Camp during the summer of 2012 and earned a guest co-hosting spot on SiriusXM NFL Radio with Lions wide receiver Nate Burleson... Joel Clifford Dreessen was born on July 26, 1982, in Ida Grove, Iowa.

### DREESSEN'S REGULAR SEASON RECORD

Year	Club	G	S	No.	RECEIVING			TD	TDr	SCORING			2pt	Pts.
					Yds.	Avg.	LG			TDp	TDrt			
2005	N.Y. Jets	14	0	5	41	8.2	17	0	0	0	0	0	0	0
2007	Houston	13	0	4	55	13.8	28t	2	2	0	2	0	0	12
2008	Houston	16	3	11	77	7.0	13	0	0	0	0	0	0	0
2009	Houston	16	11	26	320	12.3	25t	1	1	0	1	0	0	6
2010	Houston	16	10	36	518	14.4	43t	4	4	0	4	0	0	24
2011	Houston	16	10	28	353	12.6	56t	6	6	0	6	0	0	36
2012	Denver	16	15	41	356	8.7	30	5	5	0	5	0	0	30
2013	Denver	13	0	7	47	6.7	14	1	1	0	1	0	0	0
<b>CAREER TOTALS</b>		<b>120</b>	<b>49</b>	<b>158</b>	<b>1,767</b>	<b>11.2</b>	<b>56t</b>	<b>19</b>	<b>19</b>	<b>0</b>	<b>19</b>	<b>0</b>	<b>0</b>	<b>108</b>

**ADDITIONAL STATISTICS:** Special teams tackles — 2005 (1), 2007 (9), 2008 (8), 2009 (3), 2010 (3), 2011 (4), 2013 (3) TOTAL (31).

### DREESSEN'S POSTSEASON RECORD

Year	Club	G	S	No.	RECEIVING			TD	TDr	SCORING			2pt	Pts.
					Yds.	Avg.	LG			TDp	TDrt			
2011	Houston	2	0	0	0	0.0	—	0	0	0	0	0	0	0
2012	Denver	1	1	6	46	7.7	11	0	0	0	0	0	0	0
<b>CAREER TOTALS</b>		<b>3</b>	<b>1</b>	<b>6</b>	<b>46</b>	<b>7.7</b>	<b>11</b>	<b>0</b>	<b>0</b>	<b>0</b>	<b>0</b>	<b>0</b>	<b>0</b>	<b>0</b>

### DREESSEN'S SINGLE GAME HIGHS

(Postseason in parentheses)

**Receptions** — 6, twice, last at San Diego, 10/15/12 (6 vs. Baltimore, 1/12/13). **Receiving yards** — 112 vs. Oakland, 10/9/11 (46 vs. Baltimore, 1/12/13). **Longest reception** — 56t vs. Oakland, 10/9/11 (11 vs. Baltimore, 1/12/13). **Receiving touchdowns** — 1, 19 times, last vs. Washington, 10/27/13 (none).

### DREESSEN'S 100-YARD RECEIVING GAMES (2)

\*denotes win (Dreessen's teams are 0-2 when he records 100 or more yards receiving in a game.)

Date	Opponent	No.	Yds.	Avg.	LG	TD
11/21/10	at N.Y. Jets	4	106	26.5	43t	1
10/9/11	vs. Oakland	5	112	22.4	56t	1

## JOEL DREESSEN'S GAME-BY-GAME

(Victories asterisked)

2013 DENVER			RECEIVING					SCORING	
Date	Opponent	P/S	No.	Yds.	Avg.	LG	TD	2pt.	Pts.
Sep 5	vs. Baltimore*				INACTIVE				
Sep 15	at N.Y. Giants*				INACTIVE				
Sep 23	vs. Oakland*				INACTIVE				
Sep 29	vs. Philadelphia*	P	0	0	0.0	—	0	0	0
Oct 6	at Dallas*	P	0	0	0.0	—	0	0	0
Oct 13	vs. Jacksonville*	P	1	4	4.0	4	0	0	0
Oct 20	at Indianapolis*	P	0	0	0.0	—	0	0	0
Oct 27	vs. Washington*	P	2	9	4.5	8	1	0	6
Nov 10	at San Diego*	P	0	0	0.0	—	0	0	0
Nov 17	vs. Kansas City*	P	0	0	0.0	—	0	0	0
Nov 24	at New England	P	0	0	0.0	—	0	0	0
Dec 1	at Kansas City*	P	0	0	0.0	—	0	0	0
Dec 8	vs. Tennessee*	P	1	8	8.0	8	0	0	0
Dec 12	vs. San Diego	P	0	0	0.0	—	0	0	0
Dec 22	at Houston*	P	0	0	0.0	—	0	0	0
Dec 29	at Oakland*	P	3	26	8.7	14	0	0	0
<b>Regular Season Totals</b>		<b>13/0</b>	<b>7</b>	<b>47</b>	<b>6.7</b>	<b>14</b>	<b>1</b>	<b>0</b>	<b>6</b>
<b>ADDITIONAL STATISTICS:</b> <i>Special teams tackles — 3.</i>									
Jan 12	vs. San Diego†*				INACTIVE				
<b>Regular Season Totals</b>		<b>0/0</b>	<b>0</b>	<b>0</b>	<b>0.0</b>	<b>—</b>	<b>0</b>	<b>0</b>	<b>0</b>



## ZAC DYSSERT

2

### QUARTERBACK



**6-3 • 221 • R • MIAMI (OHIO)**

**BORN:** Feb. 8, 1990, in Ada, Ohio

**HIGH SCHOOL:** Ada (Ohio) High School

**ACQUIRED:** Drafted #7 (234th overall), 2013

**NFL YEAR:** 1st • **YEAR WITH BRONCOS:** 1st

**NFL GAMES PLAYED/STARTED:** 0/0 • **POSTSEASON GP/GS:** 0/0

### DYSERT AT A GLANCE:

- A quarterback who accounted for a school-record 12,678 yards of total offense (12,013 passing, 665 rushing) as a four-year starter at Miami (Ohio) University, breaking Ben Roethlisberger's career mark and placing second in Mid-American Conference history.
- Finished his tenure with the RedHawks as the team's first-ever three-time captain and completed 1,066-of-1,672 passes (63.8%) for 12,013 yards with 73 touchdowns and 51 interceptions in addition to rushing for 665 net yards and 12 scores on the ground.
- Topped the 300-yard passing mark in 19 career contests and threw at least five touchdown passes five times during his career.
- Became the first NCAA FBS player to pass for 500 yards (516) and rush for 100 yards (108) in a single game with his performance at Akron (9/29/12).
- Attended Ada (Ohio) High School, where he accumulated 11,174 career passing yards to rank second all-time in Ohio prep football history.
- Selected by the Broncos in the seventh round (234th overall) of the 2013 NFL Draft.

**CAREER TRANSACTIONS:** Signed by Denver as a draft choice 5/13/13.



**2013:** Dysert was a gameday inactive for all 16 games as a rookie in 2013.

**2012:** Dysert started all 12 games for Miami (Ohio) University and completed 302-of-480 passes (62.9%) for 3,483 yards with 25 touchdowns and 12 interceptions... Rushed for a career-best 265 yards and two touchdowns on 108 attempts... Ranked second in the Mid-American Conference with 312.3 yards of total offense per game to earn third-team all-league honors... Set a school record with six touchdown passes at Akron (9/29) and became the first NCAA FBS player to pass for 500 yards (516) and run for 100 yards (108) in a single game.

**2011:** Dysert opened all 12 games for the RedHawks and threw for 3,513 yards and 23 touchdown (11 INT) on 295-of-448 passing (65.8%)... Added 115 yards and four scores on the ground... Ranked 11th in the nation with 292.8 passing yards per game, accounting for 300 or more yards through the air in seven contests.

**2010:** Dysert started the season's first 10 games and completed 222-of-343 passes (64.7%) for 2,406 yards with 13 touchdowns and 12 interceptions... Ruptured his spleen at Bowling Green (11/10) and missed the last three regular-season games before returning as a holder for placekicks in the GoDaddy.com Bowl vs. Middle Tennessee (1/6).

**2009:** Dysert saw action in 11 games (9 starts) and ranked fourth in the MAC with 237.3 passing yards per game after completing 247-of-401 passes (61.6%) for 2,611 yards with 12 touchdowns and 16 interceptions... Finished as Miami's second-leading rusher with 258 yards and five touchdowns on 149 attempts... Threw for 337 yards on 31-of-53 passing at Kent State (9/26) in his first career start.

**2008:** Dysert redshirted as a true freshman at Miami (Ohio) and was named the RedHawks' Offensive Scout Team Player of the Year.

**HIGH SCHOOL:** Dysert received the Ohio Coaches Association Art Teynor Award as Ohio's all-division Player of the Year following his senior season at Ada (Ohio) High School... Finished his prep career with 11,174 passing yards to rank second in Ohio high school football history and added 100 scores through the air... Passed for 3,714 yards and 35 touchdowns as a senior despite missing three-and-a-half games with a broken thumb (still played wide receiver and linebacker in those contests)... Captained Ada's basketball and baseball teams.

**PERSONAL:** Dysert's father, Greg, played college basketball at Eastern Baptist... Majored in physical education at Miami... Zac Dysert was born on Feb. 8, 1990, in Ada, Ohio, the town where the Wilson football factory makes all of the NFL's footballs.

### DYSSERT'S COLLEGIATE RECORD — MIAMI (OHIO)

Year	School	G	S	Att.	Comp.	Pct.	Yds.	Yds./Att.	TD	%	Int.	%	LG	Sk/Yds.	Rtg.
2008	Miami (Ohio)						REDSHIRTED								
2009	Miami (Ohio)	11	9	401	247	61.6	2,611	6.5	12	3.0	16	4.0	50	50/327	118.2
2010	Miami (Ohio)	11	10	343	222	64.7	2,406	7.0	13	3.8	12	3.5	81	26/181	129.2
2011	Miami (Ohio)	12	12	448	295	65.8	3,513	7.8	23	5.1	11	2.5	71	46/342	143.7
2012	Miami (Ohio)	12	12	480	302	62.9	3,483	7.3	25	5.2	12	2.5	68	35/218	136.1
<b>CAREER TOTALS</b>		<b>46</b>	<b>43</b>	<b>1,672</b>	<b>1,066</b>	<b>63.8</b>	<b>12,013</b>	<b>7.2</b>	<b>73</b>	<b>4.4</b>	<b>51</b>	<b>3.1</b>	<b>81</b>	<b>157/1,068</b>	<b>132.4</b>

**ADDITIONAL STATISTICS:** Rushing — 2009 (149 for 258 yds., 1.7 avg., 23 LG, 5 TD), 2010 (79 for 27 yds., 0.3 avg., 16 LG, 1 TD), 2011 (125 for 115 yds., 0.9 avg., 24 LG, 4 TD), 2012 (108 for 265 yds., 2.5 avg., 40 LG, 2 TD), TOTAL (461 for 665 yds., 1.4 avg., 40 LG, 12 TD). Punting — 2011 ( 6 for 178 yds., 29.7 avg., 36 LG), 2012 (3 for 100 yds., 33.3 avg., 41 LG), TOTAL (9 for 278 yds., 30.9 avg., 41 LG).

### ZACH DYSSERT'S GAME-BY-GAME

(Victories asterisked)

2013 DENVER	PASSING										RUSHING				
Opponent	P/S	Att.	Comp.	Yds.	Pct.	TD	INT	LG	S/Yds.	Rtg.	Att.	Yds.	Avg.	LG	TD
vs. Bal. (9/5)*								INACTIVE							
at NYG. (9/15)*								INACTIVE							
vs. Oak. (9/23)*								INACTIVE							
vs. Phi. (9/29)*								INACTIVE							
at Dal. (10/6)*								INACTIVE							
vs. Jac. (10/13)*								INACTIVE							
at Ind. (10/20)								INACTIVE							
vs. Was. (10/27)*								INACTIVE							
at S.D. (11/10)*								INACTIVE							
vs. K.C. (11/17)*								INACTIVE							
at N.E. (11/24)								INACTIVE							
at K.C. (12/1)*								INACTIVE							
vs. Ten. (12/8)*								INACTIVE							
vs. S.D. (12/12)								INACTIVE							
at Hou. (12/22)*								INACTIVE							
at Oak. (12/29)*								INACTIVE							
<b>Regular Season Totals</b>	<b>0/0</b>	<b>0</b>	<b>0</b>	<b>0</b>	<b>0.0</b>	<b>0</b>	<b>0</b>	<b>—</b>	<b>0/0</b>	<b>0.0</b>	<b>0</b>	<b>0</b>	<b>0.0</b>	<b>—</b>	<b>0</b>
vs. S.D. (1/12)†*								INACTIVE							
<b>Postseason Totals</b>	<b>0/0</b>	<b>0</b>	<b>0</b>	<b>0</b>	<b>0.0</b>	<b>0</b>	<b>0</b>	<b>—</b>	<b>0/0</b>	<b>0.0</b>	<b>0</b>	<b>0</b>	<b>0.0</b>	<b>—</b>	<b>0</b>

†AFC Divisional Playoff Game



## ORLANDO FRANKLIN

74

### OFFENSIVE TACKLE

6-7 • 320 • 3RD YR. • MIAMI

**BORN:** Dec. 16, 1987, in Kingston, Jamaica

**HIGH SCHOOL:** Atlantic High School, Delray Beach, Fla.

**ACQUIRED:** Draft #2b (46th overall), 2011

**NFL YEAR:** 3rd • **YEAR WITH BRONCOS:** 3rd

**NFL GAMES PLAYED/STARTED:** 47/47 • **POSTSEASON GP/GS:** 4/4



### FRANKLIN AT A GLANCE:

- A third-year player who has started 47 games in his first three NFL seasons.
- Allowed the fewest sacks (3.5) in the NFL among 16-game starting right tackles in 2012.
- Became the first right tackle and just the sixth offensive lineman overall in team history to start every regular-season game as a rookie in 2011.
- Named to the All-Rookie Team by *Football Outsiders* after opening all 16 regular-season contests and playing in 98.2 percent of the team's offensive snaps in 2011 while helping the club lead the NFL in rushing with a franchise-record 164.5 yards per game on the ground.
- Played 51 games (39 starts) at left guard and left tackle during his career at the University of Miami, twice earning All-Atlantic Coast Conference recognition.
- Voted the Miami Sports Hall of Fame Unsung Hero and was a second-team All-ACC selection following his senior season in 2010 when he led the Hurricanes with 61 pancake blocks to go along with 16 cut blocks.
- Grew up in Toronto, Canada and played two seasons of high school football before moving to Florida to receive college recruiting attention.
- Lived in Jamaica until the age of 3 before moving to Canada.
- Selected by the Broncos in the second round (46th overall) of the 2011 NFL Draft.

**CAREER TRANSACTIONS:** Signed by Denver as a draft choice 7/27/11.



**2013:** Franklin started 15 regular-season games for the Broncos in 2013... Was part of an offensive line unit that allowed the fewest sacks (20) in the NFL, as well as the most games allowing zero sacks (6)... Was a member of an offensive line group that was named a collective offensive player of the week by Sports Illustrated's Peter King for its performance in which it allowed zero sacks and zero quarterback hits against the NFL's top-ranked sack defense vs. K.C. (11/17)... Part of an offensive line that did not allow a sack in Denver's Divisional-Round win vs. S.D. (1/12).

**2012:** Franklin started all 16 regular-season games for the second consecutive season to start his career and tied for third among 16-game-starting tackles with just 3.5 sacks allowed (first among right tackles)... Blocked for an offensive line that gave up the second-fewest sacks (21) in the NFL.

**2011:** Selected by the Broncos in the second round (46th overall) of the 2011 NFL Draft, Franklin opened all 16 regular-season games and both playoff contests for the Broncos at right tackle... Earned all-rookie honors from *Football Outsiders* after playing in 98.2 of the team's offensive snaps and blocking for a rushing attack that ranked first in the league with a team-record 164.5 yards per game.

**COLLEGE:** Franklin played 51 career games (39 starts) at the University of Miami at left guard and left tackle, earning All-Atlantic Coast Conference recognition following his final two seasons... Led the team with 61 pancake blocks and 16 cut blocks his senior season and received the Miami Sports Hall of Fame Unsung Hero Award as the Hurricanes ranked first in the ACC with a school-record 5,477 yards of total offense (421.3 ypg.)... Graded out

### FRANKLIN PROTECTS THE QUARTERBACK

#### FEWEST SACKS ALLOWED, 16-GAME STARTING TACKLES, NFL, 2012 (Stats Inc.)

Player	Pos.	GS	No.
1. Ryan Clady, Den.	LT	16	1.0
2. Max Starks, Pit.	LT	16	3.0
3. <b>Orlando Franklin, Den.</b>	<b>RT</b>	<b>16</b>	<b>3.5</b>
Sam Baker, Atl.	LT	16	3.5
Nate Solder, N.E.	LT	16	3.5

## FRANKLIN STARTS EVERY GAME AS A ROOKIE

### ROOKIE OFFENSIVE LINEMEN TO START EVERY REGULAR-SEASON GAME, BRONCOS HISTORY

Player	Pos.	Year
Orlando Franklin	RT	2011
J.D. Walton	C	2010
Ryan Clady	LT	2008
Russell Freeman	LT	1992
Tom Glassic	LG	1976
Claudio Minor	LT	1974

to 95 percent as a junior while opening 11 contests at left guard and two games at left tackle... Started 11-of-13 games played as a sophomore and saw time in 12 contests (3 starts) as a true freshman in 2007 to share the school's Rookie of the Year Award.

**PERSONAL:** Franklin allowed zero sacks as a senior in his only season at Atlantic High School in Delray Beach, Fla., where he was rated as the No. 2 offensive tackle on the *Florida Times-Union* Super 75 Team... Played two seasons of high school football in Toronto, Canada before relocating to Florida to receive recruiting attention... Grew up in Toronto after moving from Jamaica at the age of 3... Orlando Franklin was born on Dec. 16, 1987, in Kingston, Jamaica.

### FRANKLIN'S REGULAR SEASON RECORD


Year	Club	G	S
2011	Denver	16	16
2012	Denver	16	16
2013	Denver	15	15
<b>CAREER TOTALS</b>		<b>47</b>	<b>47</b>

**ADDITIONAL STATISTICS:** Fumbles — 2011 (1 FR), TOTAL (1 FR). Miscellaneous tackles — 2011 (1), 2012 (3), 2013 (2) TOTAL (6).

### FRANKLIN'S POSTSEASON RECORD

Year	Club	G	S
2011	Denver	2	2
2012	Denver	1	1
2013	Denver	1	1
<b>CAREER TOTALS</b>		<b>4</b>	<b>4</b>

**ADDITIONAL STATISTICS:** Miscellaneous tackles — 2013 (1) TOTAL (1).



## SIONE FUA

98

### DEFENSIVE TACKLE

6-1 • 310 • 3RD YR. • STANFORD

**BORN:** June 15, 1988, in Encino, Calif.

**HIGH SCHOOL:** Crespi Carmelite High School, Encino, Calif.

**ACQUIRED:** Free Agent, 2013

**NFL YEAR:** 3rd • **YEAR WITH BRONCOS:** 1st

**NFL GAMES PLAYED/STARTED:** 29/12 • **POSTSEASON GP/GS:** 0/0



### FUA AT A GLANCE:

- A third-year defensive tackle who played 29 games (12 starts) with Carolina (2011-13) and Denver (2013) in his first three NFL seasons.
- Started 11 games as a rookie for Carolina before a hamstring injury ended his season.
- Totaled 80 tackles, including 16 for a loss with nine sacks in 50 games (31 starts) at Stanford.
- Earned second-team All-Pacific-10 Conference honors as a senior with the Cardinal.
- Joined the Broncos as a free agent on Nov. 27, 2013.
- Entered the NFL with Carolina as a third-round pick (97th overall) in the 2011 NFL Draft.

**CAREER TRANSACTIONS:** Signed by Carolina as a draft choice 7/29/11; Waived by Carolina 8/31/13; Signed by Carolina 9/11/13; Waived by Carolina 11/12/13; Signed by Denver 11/27/13.



**2013:** Fua played four games with Carolina and Denver in 2013... Appeared in three games with the Panthers before signing with Denver as a free agent on Nov. 27... Made his Broncos debut and posted one tackle vs. Ten. (12/8).

**2012:** Fua played 13 games (1 start) with Carolina, totaling 17 tackles (8 solo) and forcing one fumble... Forced his first career fumble at Phi. (11/26).

**2011:** Fua started all 11 games he played for the Panthers before suffering a season-ending hamstring injury... Totaled 15 tackles (11 solo)... Made a career-best six tackles vs. N.O. (10/9).

**COLLEGE:** Fua totaled 80 tackles, including 16 for a loss, with nine sacks, two forced fumbles, one fumble recovery and two pass breakups in 50 career games (31 starts) at Stanford... Earned second-team all-conference honors as a senior in 2010... Served as one of the team's tri-captains as a senior... Tied for third on the team with 4.5 sacks during his final season... Named to the All-Pac-10 honorable mention team as a junior... Posted three sacks as a sophomore... Played 12 games as a freshman.

**PERSONAL:** Fua attended Crespi Carmelite High School in Encino, Calif.... Name is pronounced see-OH-nay FOO-ah... Sione Fua was born on June 15, 1988 in Encino, Calif.

### FUA'S REGULAR SEASON RECORD

Year	Club	G	S	UT	A	TT	S-Yds.	I-Yds.	PD	FF	FR	TD-Int.	TD-FR	S	Pts.
2011	Carolina	11	11	11	4	15	0-0	0-0	0	0	0	0	0	0	0
2012	Carolina	13	1	8	9	17	0-0	0-0	0	1	0	0	0	0	0
2013	Car./Den.	5	0	0	1	1	0-0	0-0	0	0	0	0	0	0	0
<b>CAREER TOTALS</b>		<b>29</b>	<b>12</b>	<b>19</b>	<b>14</b>	<b>33</b>	<b>0-0</b>	<b>0-0</b>	<b>0</b>	<b>1</b>	<b>0</b>	<b>0</b>	<b>0</b>	<b>0</b>	<b>0</b>
<b>BRONCOS TOTALS</b>		<b>1</b>	<b>0</b>	<b>0</b>	<b>1</b>	<b>1</b>	<b>0-0</b>	<b>0-0</b>	<b>0</b>	<b>0</b>	<b>0</b>	<b>0</b>	<b>0</b>	<b>0</b>	<b>0</b>

### FUA'S SINGLE-GAME HIGHS

(Postseason in parentheses)

**Tackles** — 6 vs. New Orleans, 10/9/11 (none). **Forced fumbles** — 1 at Philadelphia 11/26/12 (none).



**SIONE FUA'S GAME-BY-GAME**

(Victories asterisked)

2013 CAROLINA/DENVER		TACKLES								
Date	Opponent	P/S	UT	A	TT	S-Yds.	I-Yds.	PD	FF	FR
Week 1					NOT WITH TEAM					
Sep 15	at Buffalo^				INACTIVE					
Sep 22	vs. N.Y. Giants*^	P	0	0	0	0-0	0-0	0	0	0
Oct 6	at Arizona^	P	0	0	0	0-0	0-0	0	0	0
Oct 13	at Minnesota*^	P	0	0	0	0-0	0-0	0	0	0
Oct 20	vs. St. Louis*^				INACTIVE					
Oct 24	at Tampa Bay*^				INACTIVE					
Nov 3	vs. Atlanta*^				INACTIVE					
Nov 10	at San Francisco*^				DID NOT PLAY					
Weeks 11-12					NOT WITH TEAM					
Dec 1	at Kansas City*				DID NOT PLAY					
Dec 8	vs. Tennessee*	P	0	1	1	0-0	0-0	0	0	0
Dec 12	vs. San Diego	P	0	0	0	0-0	0-0	0	0	0
Dec 22	at Houston*				INACTIVE					
Dec 29	at Oakland*				INACTIVE					
<b>Regular Season Totals</b>		<b>5/0</b>	<b>0</b>	<b>1</b>	<b>1</b>	<b>0-0</b>	<b>0-0</b>	<b>0</b>	<b>0</b>	<b>0</b>
^With Carolina										
Jan 12	vs. San Diego†*				INACTIVE					
<b>Postseason Totals</b>		<b>0/0</b>	<b>0</b>	<b>0</b>	<b>0</b>	<b>0-0</b>	<b>0-0</b>	<b>0</b>	<b>0</b>	<b>0</b>

†AFC Divisional Playoff Game



## VIRGIL GREEN

85

TIGHT END

6-5 • 255 • 3RD YR. • NEVADA

BORN: Aug. 3, 1988, in Tulare, Calif.

HIGH SCHOOL: Tulare Union (Calif.) High School

ACQUIRED: Draft #7a (204th overall), 2011

NFL YEAR: 3rd • YEAR WITH BRONCOS: 3rd

NFL GAMES PLAYED/STARTED: 43/8 • POSTSEASON GP/GS: 4/1



### GREEN AT A GLANCE:

- A third-year tight end who played 43 games (8 starts) in the regular season and three contests (1 start) in the playoffs during his first three years in the league.
- Saw action in 176 snaps on offense in 2012, catching five passes for 63 yards (12.6 avg.), while participating in an additional 202 snaps on special teams.
- Played 15 regular-season games (3 starts) and both playoff contests (1 start) for the Broncos as a rookie in 2011.
- Contributed mostly as a blocking tight end for Denver's league-leading rushing offense (164.5 ypg.) in 2011 in addition to catching three passes for 24 yards (8.0 avg.) and totaling three tackles as a mainstay on special teams.
- Played 50 career games (34 starts) for the University of Nevada and helped the Wolf Pack average 500.2 yards per game during his four-year career (2007-10) to rank third in the nation in that period.
- Secured first-team All-Western Athletic Conference honors following his senior campaign at Nevada in which he totaled a career-high 35 receptions for 515 yards (14.7 avg.) with five touchdowns.
- Named Nevada's Strength and Conditioning Athlete of the Year as a junior in 2009 in addition to being selected to the All-WAC second team.
- Selected by the Broncos in the seventh round (204th overall) of the 2011 NFL Draft.

**CAREER TRANSACTIONS:** Signed by Denver as a draft choice 7/27/11.



**2013:** Green played all 16 regular-season games for the first time in his career, matching a career-high with three starts... Caught a career-best nine passes for 45 yards (5.0 avg.)... Finished with three special-teams stops... Made a special-teams tackle vs. Jac. (10/13)... Posted a special-teams stop vs. K.C. (11/17)... Made a special-teams tackle at Hou. (12/22).

**2012:** Green played 12 regular-season games (2 starts) for the Broncos, setting career highs with five catches for 63 yards (12.6 avg.)... Caught a career-best three passes for 44 yards, including a long of 28 yards, vs. N.O. (10/28)... Recovered an onside kick late in the fourth quarter vs. S.D. (11/18).

**2011:** Selected by Denver in the seventh round (204th overall) of the 2011 NFL Draft, Green played 15 regular-season games (3 starts) and contributed three catches for 24 yards (8.0 avg.) in addition to blocking for the league's No. 1 rushing attack (164.5 ypg.)... Logged the fourth-most plays on special teams for the Broncos and totaled three tackles on those units... Played in both of Denver's postseason contests, including a start in the Broncos AFC Divisional Playoff Game at N.E. (1/14).

**COLLEGE:** Green played 50 career games (34 starts) at the University of Nevada and totaled 72 receptions for 939 yards (13.0 avg.) with 11 touchdowns while helping the Wolf Pack rank fifth in the nation with 500.2 total yards per game from 2007-10... Recorded a personal-best 35 catches for 515 yards (14.7 avg.) with five touchdowns in his senior campaign to earn first-team All-Mountain West Conference honors... Named the Nevada Strength and Conditioning Athlete of the Year as a junior in 2009 in addition to being selected to the All-WAC second team.

**PERSONAL:** Green totaled 61 receptions for 1,014 yards (16.6 avg.) with 12 touchdowns during his career at Tulare Union (Calif.) High School, where he earned first-team All-East Yosemite League honors following his senior season... Lettered four years in basketball and another in track and field... Majored in general studies at Nevada... Virgil Leo Green was born on Aug. 3, 1988, in Tulare, Calif.

## GREEN'S REGULAR SEASON RECORD

Year	Club	G	S	No.	RECEIVING				SCORING					
					Yds.	Avg.	LG	TD	TD	TDp	TDp	TDp	2pt	Pts.
2011	Denver	15	3	3	24	8.0	9	0	0	0	0	0	0	0
2012	Denver	12	2	5	63	12.6	28	0	0	0	0	0	0	0
2013	Denver	16	3	9	45	5.0	10	0	0	0	0	0	0	0
<b>CAREER TOTALS</b>		<b>43</b>	<b>8</b>	<b>17</b>	<b>132</b>	<b>7.8</b>	<b>28</b>	<b>0</b>	<b>0</b>	<b>0</b>	<b>0</b>	<b>0</b>	<b>0</b>	<b>0</b>

**ADDITIONAL STATISTICS:** Special teams tackles — 2011 (3), 2012 (1), 2013 (3) TOTAL (7). Miscellaneous tackles — 2011 (1), TOTAL (1).

## GREEN'S POSTSEASON RECORD

Year	Club	G	S	No.	RECEIVING				SCORING					
					Yds.	Avg.	LG	TD	TD	TDp	TDp	TDp	2pt	Pts.
2011	Denver	2	1	0	0	0.0	—	0	0	0	0	0	0	0
2012	Denver	1	0	0	0	0.0	—	0	0	0	0	0	0	0
2013	Denver	1	0	1	3	3.0	3	0	0	0	0	0	0	0
<b>CAREER TOTALS</b>		<b>4</b>	<b>1</b>	<b>1</b>	<b>3</b>	<b>3.0</b>	<b>3</b>	<b>0</b>	<b>0</b>	<b>0</b>	<b>0</b>	<b>0</b>	<b>0</b>	<b>0</b>

## GREEN'S SINGLE-GAME HIGHS

(Postseason in parentheses)

**Receptions** — 3 vs. New Orleans, 10/28/12 (1 vs. San Diego, 1/12/14). **Receiving yards** — 44 vs. New Orleans, 10/28/12 (3 vs. San Diego, 1/12/14). **Longest reception** — 28 vs. New Orleans, 10/28/12 (3 vs. San Diego, 1/12/14). **Receiving touchdowns** — None (none).

## VIRGIL GREEN'S GAME-BY-GAME

(Victories asterisked)

2013 DENVER			RECEIVING						SCORING	
Date	Opponent	P/S	No.	Yds.	Avg.	LG	TD		2pt.	Pts.
Sep 5	vs. Baltimore*	P	0	0	0.0	—	0		0	0
Sep 15	at N.Y. Giants*	P	1	5	5.0	5	0		0	0
Sep 23	vs. Oakland*	P	1	3	3.0	3	0		0	0
Sep 29	vs. Philadelphia*	P	1	5	5.0	5	0		0	0
Oct 6	at Dallas*	P	0	0	0.0	—	0		0	0
Oct 13	vs. Jacksonville*	P	0	0	0.0	—	0		0	0
Oct 20	at Indianapolis	P	0	0	0.0	—	0		0	0
Oct 27	vs. Washington*	P	0	0	0.0	—	0		0	0
Nov 10	at San Diego*	P	1	4	4.0	4	0		0	0
Nov 17	vs. Kansas City*	P	0	0	0.0	—	0		0	0
Nov 24	at New England	S	1	3	3.0	3	0		0	0
Dec 1	at Kansas City*	S	1	2	2.0	2	0		0	0
Dec 8	vs. Tennessee*	P	0	0	0.0	—	0		0	0
Dec 12	vs. San Diego	S	0	0	0.0	—	0		0	0
Dec 22	at Houston*	P	1	8	8.0	8	0		0	0
Dec 29	at Oakland*	P	2	15	7.5	10	0		0	0
<b>Regular Season Totals</b>			<b>16/3</b>	<b>9</b>	<b>45</b>	<b>5.0</b>	<b>10</b>	<b>0</b>	<b>0</b>	<b>0</b>
<b>ADDITIONAL STATISTICS:</b> Special teams tackles — 3.										
Jan 12	vs. San Diego*	P	1	3	3.0	3	0		0	0
<b>Postseason Totals</b>			<b>1/0</b>	<b>1</b>	<b>3</b>	<b>3.0</b>	<b>3</b>	<b>0</b>	<b>0</b>	<b>0</b>



## CHRIS HARRIS JR.

25

CORNERBACK

5-10 • 199 • 3RD YR. • KANSAS

BORN: June 18, 1989, in Bixby, Okla.

HIGH SCHOOL: Bixby (Okla.) High School

ACQUIRED: College Free Agent, 2011

NFL YEAR: 3rd • YEAR WITH BRONCOS: 3rd

NFL GAMES PLAYED/STARTED: 47/31 • POSTSEASON GP/GS: 4/3



### HARRIS JR. AT A GLANCE:

- A third-year cornerback who played 47 regular-season games (31 starts) in his first three NFL campaigns, while totaling seven interceptions and 31 passes defended during that span.
- Tied for the team lead with three interceptions and ranked second among the Broncos' defensive backs with 65 tackles in 2013.
- Emerged as a regular starter for the Broncos in 2012, opening the final 12 games of the regular season and allowing the fifth-fewest receiving yards (400) and tying for the eighth-fewest completions allowed (35) in the NFL among players targeted at least 60 times.
- Represented one of just two defensive backs in the league in 2012 to record multiple interceptions (3) and sacks (2.5), while returning two of his picks for touchdowns to tie the franchise single-season record.
- Recorded longest interception return for a touchdown in Broncos history with his 98-yard pick-six at Baltimore (12/16/12).
- Posted his first career multiple-interception game and his first career touchdown on a 46-yard interception return to seal Denver's win at San Diego (10/15/12).
- Played all 16 regular-season games (4 starts) and two playoff contests (1 start) as a rookie in 2011 after becoming the 13th college free agent since 1997 to make Denver's active roster out of training camp.
- Named to the 2011 NFL All-Rookie Team by the PFW/PFWA and *Football Outsiders* after ranking first among NFL rookie defensive backs (fourth on the Broncos) with 65 tackles (56 solo) to go along with one interception (15 yds.), six passes defended and six special-teams stops.
- Played 50 games (41 starts) for the University of Kansas and finished his career ranked third among defensive backs with 290 tackles (197 solo) in addition to four sacks (21 yds.) and three interceptions (11 yds.).
- Saw time at safety and cornerback as a senior captain for the Jayhawks, earning KU Defensive Back of the Year honors.
- Started 10 games as a true freshman at Kansas and garnered Big 12 Conference Newcomer of the Year accolades as well as honorable mention Freshman All-America recognition.
- Entered the NFL with Denver as a college free agent on July 27, 2011.

**CAREER TRANSACTIONS:** Signed by Denver as a college free agent 7/27/11.



**2013:** Harris Jr. played 16 games with a career-best 15 starts in 2013, matching his career high with 65 tackles, which ranked second among Broncos defensive backs, and tying for the team lead with three interceptions... Set a new career mark with 13 pass breakups... Made a diving interception of Joe Flacco's pass intended for Brandon Stokley, which led to Julius Thomas' 24-yard touchdown catch one play later that tied the game 7-7 in the second quarter vs. Bal. (9/5)... Became the first player since Champ Bailey in 2009 to record interceptions in

### HARRIS JR.'S 98-YARD INTERCEPTION RETURN SETS FRANCHISE RECORD

#### LONGEST INTERCEPTION RETURNS, BRONCOS HISTORY

Player	Opp. (Date)	Ret.
1. Chris Harris	at Bal. (12/16/12)	98t
2. Randy Gradishar	at Cle. (10/5/80)	93t
3. Darrent Williams	at Oak. (11/13/05)	80t
Ray Crockett	at Oak. (9/20/98)	80t
5. Jimmy Spencer	vs. Sea. (12/10/00)	79t

## HARRIS JR. LEADS ROOKIE DB'S IN TACKLES IN 2011

### MOST TACKLES BY A ROOKIE DEFENSIVE BACK, NFL, 2011 (PRESS BOX TOTALS)

	Player	UT	AT	TT
1.	Chris Harris, Den.	56	9	65
2.	Patrick Peterson, Ari.	59	5	64
3.	Richard Sherman, Sea.	46	7	53
4.	Quinton Carter, Den.	41	8	49
5.	Chris Culliver, S.F.	32	1	33
	Chris Rucker, Ind.	24	9	33

back-to-back games when he picked off a pass from Eli Manning in the fourth quarter and added a quarterback hit at NYG (9/15)... Made five tackles, including one for a loss vs. Oak. (9/23)... Tied for third on the team with four tackles, including two for a loss at Dal. (10/6)... Led the team with a career-best 11 tackles and registered a quarterback hit vs. Jac. (10/13)... Intercepted Robert Griffin III's pass in the fourth quarter vs. Was. (10/27)... Made three tackles, including one for a loss vs. K.C. (11/17)... Tied for the team lead with six tackles and added a career-best three pass breakups at K.C. (12/1).

**2012:** Harris Jr. played 15 games in the regular season, opening a career-high 12 contests and tying for the team lead with three interceptions—two of them returned for touchdowns—and nine passes defended... Added 61 tackles (51 solo) and 2.5 sacks (17.5 yds.) as one of just two defensive backs in the NFL to post multiple interceptions and sacks... Ranked fifth in the NFL in receiving yards allowed (400) and tied for the eighth-fewest completions (35) allowed among players with at least 60 defensive targets... Finished fifth in the league with his 144 interception return yards to represent the fourth-highest single-season total in franchise history... Missed Denver's Week 2 contest at Atl. (9/17) with an ankle injury... Recorded his first career multiple-interception game and his first career touchdown on a 46-yard interception return to cap Denver's 24-point comeback at S.D. (10/15)... Sacked Panthers quarterback Cam Newton and led the Broncos with seven tackles while seeing time at outside cornerback, nickel corner, and safety at Car. (11/11)... Intercepted Ravens quarterback Joe Flacco and returned it a franchise-record 98 yards for a touchdown in addition to holding wide receiver Anquan Boldin without a catch for the first time in 106 games at Bal. (12/16)... Tied a franchise postseason record with four pass breakups in Denver's AFC Divisional Playoff Game vs. Bal. (1/12).

**2011:** Harris Jr., who entered the NFL with Denver as a college free agent on July 27, played all 16 regular-season games (4 starts) as a rookie and finished fifth on the club (first among NFL rookie defensive backs) with 65 tackles (56 solo) to go along with one interception (15 yds.) and six passes defended... Ranked fifth on the Broncos with six special-teams stops... Played in both of Denver's postseason contests, including a start in the AFC Divisional Playoff Game at N.E. (1/14), and tied for third on the team with 13 tackles (7 solo)... Named to the 2011 NFL All-Rookie Team by the PFW/PFWA and *Football Outsiders*.

**COLLEGE:** Harris Jr. finished his career at the University of Kansas ranked third among defensive backs with 290 tackles (197 solo) and added four sacks (21 yds.) and three interceptions (11 yds.) for the Jayhawks... Played 50 career games (41 starts), seeing time at cornerback and safety... Named KU Defensive Back of the Year as a senior and was selected as the co-recipient of Kansas' Don Fabmrough Award for unselfishness following his junior campaign... Opened 10 games as a true freshman for Kansas in 2007 and was tabbed as the Big 12 Conference Newcomer of the Year in addition to receiving honorable mention Freshman All-America recognition.

**PERSONAL:** Harris Jr. attended Bixby (Okla.) High School, where he was an all-state defensive back and was named district player of the year as a senior in 2006... Lettered in basketball and track and was a member of the academic state champion teams during his final two prep seasons... Majored in social psychology at Kansas... Chris Harris was born on June 18, 1989, in Bixby, Okla.

### HARRIS JR.'S REGULAR SEASON RECORD

Year	Club	G	S	UT	A	TT	S-Yds.	I-Yds.	PD	FF	FR	TD-Int.	TD-FR	S	Pts.
2011	Denver	16	4	56	9	65	0-0	1-15	6	0	0	0	0	0	0
2012	Denver	15	12	51	10	61	2.5-17.5	3-144	9	0	0	2	0	0	12
2013	Denver	16	15	58	7	65	0-0	3-1	13	0	0	0	0	0	0
<b>CAREER TOTALS</b>		<b>47</b>	<b>31</b>	<b>165</b>	<b>26</b>	<b>191</b>	<b>2.5-17.5</b>	<b>7-160</b>	<b>28</b>	<b>0</b>	<b>0</b>	<b>2</b>	<b>0</b>	<b>0</b>	<b>12</b>

**ADDITIONAL STATISTICS:** Special teams tackles — 2011 (6), TOTAL (6). Special-teams FR — 2012 (1), TOTAL (1).

### HARRIS JR.'S POSTSEASON RECORD

Year	Club	G	S	UT	A	TT	S-Yds.	I-Yds.	PD	FF	FR	TD-Int.	TD-FR	S	Pts.
2011	Denver	2	1	7	6	13	0-0	0-0	0	0	0	0	0	0	0
2012	Denver	1	1	3	0	3	0-0	0-0	4	0	0	0	0	0	0
2013	Denver	1	1	2	0	2	0-0	0-0	1	0	0	0	0	0	0
<b>CAREER TOTALS</b>		<b>4</b>	<b>3</b>	<b>12</b>	<b>6</b>	<b>18</b>	<b>0-0</b>	<b>0-0</b>	<b>5</b>	<b>0</b>	<b>0</b>	<b>0</b>	<b>0</b>	<b>0</b>	<b>0</b>

### HARRIS JR.'S SINGLE-GAME HIGHS

(Postseason in parentheses)

**Tackles** — 11 vs. Jacksonville, 10/13/13 (8 at New England, 1/14/12). **Interceptions** — 2 at San Diego, 10/15/12 (none). **Interception return yards** — 98 at Baltimore, 12/16/12 (none). **Passes defended** — 3 at Kansas City, 12/1/13 (4 vs. Baltimore, 1/12/13). **Sacks** — 1, twice, last at Carolina 11/11/12 (none). **Sack yards** — 11 vs. Oakland, 9/30/12 (none).

## CHRIS HARRIS JR.'S GAME-BY-GAME

(Victories asterisked)

2013 DENVER		TACKLES								
Date	Opponent	P/S	UT	A	TT	S-Yds.	I-Yds.	PBU	FF	FR
Sep 5	vs. Baltimore*	S	3	0	3	0-0	1-0	1	0	0
Sep 15	at N.Y. Giants	S	5	1	6	0-0	1-0	2	0	0
Sep 23	vs. Oakland*	S	4	1	5	0-0	0-0	0	0	0
Sep 29	vs. Philadelphia*	S	1	0	1	0-0	0-0	0	0	0
Oct 6	at Dallas*	S	4	0	4	0-0	0-0	0	0	0
Oct 13	vs. Jacksonville*	P	10	1	11	0-0	0-0	0	0	0
Oct 20	at Indianapolis*	S	5	2	7	0-0	0-0	1	0	0
Oct 27	vs. Washington*	S	3	0	3	0-0	1-1	2	0	0
Nov 10	at San Diego*	S	5	0	5	0-0	0-0	2	0	0
Nov 17	vs. Kansas City*	S	3	0	3	0-0	0-0	0	0	0
Nov 24	at New England	S	3	1	4	0-0	0-0	0	0	0
Dec 1	at Kansas City*	S	6	0	6	0-0	0-0	3	0	0
Dec 8	vs. Tennessee*	S	1	0	1	0-0	0-0	0	0	0
Dec 12	vs. San Diego	S	0	0	0	0-0	0-0	0	0	0
Dec 22	at Houston*	S	3	1	4	0-0	0-0	2	0	0
Dec 29	at Oakland*	S	2	0	2	0-0	0-0	0	0	0
<b>Regular Season Totals</b>		<b>16/15</b>	<b>58</b>	<b>7</b>	<b>65</b>	<b>0-0</b>	<b>3-1</b>	<b>13</b>	<b>0</b>	<b>0</b>
Jan 12	vs. San Diego†	S	2	0	2	0-0	0-0	1	0	0
<b>Postseason Totals</b>		<b>1/1</b>	<b>2</b>	<b>0</b>	<b>2</b>	<b>0-0</b>	<b>0-0</b>	<b>1</b>	<b>0</b>	<b>0</b>

†AFC Divisional Playoff Game



## RONNIE HILLMAN

21

### RUNNING BACK

5-10 • 195 • 2ND YR. • SAN DIEGO STATE

BORN: Sept. 14, 1991, in Long Beach, Calif.

HIGH SCHOOL: La Habra (Calif.) High School

ACQUIRED: Draft #3 (67th overall), 2012

NFL YEAR: 2nd • YEAR WITH BRONCOS: 2nd

NFL GAMES PLAYED/STARTED: 24/0 • POSTSEASON GP/GS: 1/0



### HILLMAN AT A GLANCE:

- A second-year running back who finished third on the Broncos with 330 rushing yards and one touchdown as the NFL's youngest player in 2012.
- Recorded a Broncos postseason rookie-record 22 carries for 83 yards (3.8 avg.) in Denver's AFC Divisional Playoff Game vs. Baltimore (1/12/13).
- Played 26 games (20 starts) at San Diego State University and finished third in school history with 3,243 yards rushing in just two seasons with the Aztecs.
- Totaled 15 100-yard rushing games and three 200-yard outputs to go along with 36 rushing scores during his collegiate career at SDSU.
- Received first-team All-Mountain West Conference honors following both of his seasons in addition to being selected as the MWC Freshman of the Year in 2010.
- Selected by the Broncos in the third round (67th overall) of the 2012 NFL Draft.

**CAREER TRANSACTIONS:** Signed by Denver as a draft choice 7/24/12.



**2013:** Hillman played 10 games and totaled 55 carries for 218 yards (4.0 avg.) for the Broncos in 2013... Averaged 7.3 yards per carry, rushing nine times for a game-high 66 yards on *Monday Night Football* vs. Oak. (9/23)... Set career highs with four catches for 42 yards at Dal. (10/6).

**2012:** Hillman was selected by the Broncos in the third round (67th overall) of the 2012 NFL Draft, Hillman played 14 regular-season games and finished third on the team with 330 rushing yards and one touchdown on 85 carries... Made his NFL debut, registering two carries for seven yards and one catch for one yard vs. Hou. (9/23)... Set career marks with 14 carries for 86 yards (6.1 avg.) and a long of 31 vs. N.O. (10/28)... Scored his first career touchdown on a 5-yard run at Car. (11/11)... Ran the ball a team-high 12 times, totaling 59 yards of offense vs. S.D. (11/18)... Had a career high with 15 carries at Bal. (12/16)... Relieved injured starter Knowshon Moreno in Denver's AFC Divisional Playoff Game vs. Bal. (1/12) and totaled 83 yards on 22 carries (3.8 avg.) to mark the most attempts by a Broncos rookie in postseason history.

**COLLEGE:** Hillman saw action in 26 games (20 starts) at San Diego State University and ranked third in school history with 3,243 yards rushing in just two seasons with the Aztecs... Accounted for 15 100-yard rushing games and three 200-yard outputs, while scoring 36 rushing touchdowns... Named first-team All-Mountain West Conference as a redshirt sophomore in 2011 after rushing for a career-high 1,711 yards and 19 touchdowns on 311 carries (5.5 avg.) and earning MWC Player of the Week honors on three occasions... Ranked fourth in the NCAA in rushing (131.6 ypg) and ninth in scoring (9.2 ppg) in 2011... Selected as the MWC Freshman of the Year in 2010 after totaling 262 carries for 1,532 yards (5.8 avg.) with 17 touchdowns.

**PERSONAL:** Hillman attended La Habra (Calif.) High School, where as a senior he led his team to the 2008 CIF Southern Section Southwest Division title after rushing for 1,251 yards and 14 touchdowns on just 97 carries (12.9 avg.)... Accounted for 2,104 all-purpose yards and 27 total touchdowns to earn first-team all-county pick honors from the *Orange County Register* in addition to being selected as the Freeway League MVP... Earned Southeast Division Offensive Player of the Year honors following his junior season in which he amassed 1,615 yards and 20 touchdowns rushing... Studied social science at San Diego State... Played on a youth football team in Los Angeles coached by rapper Snoop Dogg... Ronnie Hillman was born on Sept. 14, 1991, in Long Beach, Calif.

### HILLMAN STEPS UP IN THE POSTSEASON

#### MOST RUSHING YARDS BY A ROOKIE, BRONCOS POSTSEASON HISTORY

Player	Opp. (Date)	Att.	Yds.	Avg.	TD
1. Bobby Humphrey	vs. Pit. (1/7/90)	18	85	4.7	0
2. <b>Ronnie Hillman</b>	<b>vs. Bal. (1/12/13)</b>	<b>22*</b>	<b>83</b>	<b>3.8</b>	<b>0</b>
3. Bobby Humphrey	vs. S.F. (1/28/90)	12	61	5.1	0
4. Quentin Griffin	at Ind. (1/4/04)	6	60	10.0	0
5. Tatum Bell	at Ind. (1/9/05)	12	49	4.1	1

\*Broncos rookie postseason record



## HILLMAN'S REGULAR SEASON RECORD

Year	Club	G	S	RUSHING					RECEIVING					SCORING					
				No.	Yds.	Avg.	LG	TD	No.	Yds.	Avg.	LG	TD	TD	TDr	TDp	TDrt	2pt	Pts.
2012	Denver	14	0	85	330	3.9	31	1	10	62	6.2	29	0	1	1	0	0	0	6
2013	Denver	10	0	55	218	4.0	19	1	12	119	9.9	19	0	1	1	0	0	0	6
<b>CAREER TOTALS</b>		<b>24</b>	<b>0</b>	<b>140</b>	<b>548</b>	<b>3.9</b>	<b>31</b>	<b>2</b>	<b>22</b>	<b>181</b>	<b>8.2</b>	<b>29</b>	<b>0</b>	<b>2</b>	<b>2</b>	<b>0</b>	<b>0</b>	<b>0</b>	<b>12</b>

## HILLMAN'S POSTSEASON RECORD

Year	Club	G	S	RUSHING					RECEIVING					SCORING					
				No.	Yds.	Avg.	LG	TD	No.	Yds.	Avg.	LG	TD	TD	TDr	TDp	TDrt	2pt	Pts.
2012	Denver	1	0	22	83	3.8	11	0	3	20	6.7	11	0	0	0	0	0	0	0
<b>CAREER TOTALS</b>		<b>1</b>	<b>0</b>	<b>22</b>	<b>83</b>	<b>3.8</b>	<b>11</b>	<b>0</b>	<b>3</b>	<b>20</b>	<b>6.7</b>	<b>11</b>	<b>0</b>	<b>0</b>	<b>0</b>	<b>0</b>	<b>0</b>	<b>0</b>	<b>0</b>

## HILLMAN'S SINGLE-GAME HIGHS

(Postseason in parentheses)

**Rushes** — 15 at Baltimore, 12/16/12 (22 vs. Baltimore, 1/12/13). **Rushing yards** — 86 vs. New Orleans, 10/28/12 (83 vs. Baltimore, 1/12/13). **Longest rush** — 31 vs. New Orleans, 10/28/12 (11 vs. Baltimore, 1/12/13). **Rushing touchdowns** — 1, twice, last vs. Oakland 9/23/13 (none). **Receptions** — 4 at Dallas, 10/6/13 (3 vs. Baltimore, 1/12/13). **Receiving yards** — 42 at Dallas, 10/6/13 (20 vs. Baltimore, 1/12/13). **Longest reception** — 29 vs. Oakland, 9/30/12 (11 vs. Baltimore, 1/12/13). **Receiving touchdowns** — None (none).

## RONNIE HILLMAN'S GAME-BY-GAME

(Victories asterisked)

2013 DENVER			RUSHING						RECEIVING				SCORING			
Date	Opponent	P/S	No.	Yds.	Avg.	LG	TD	No.	Yds.	Avg.	LG	TD	2pt	Pts.		
Sep 5	vs. Baltimore*	P	4	15	3.8	7	0	2	27	13.5	17	0	0	0		
Sep 15	at N.Y. Giants*	P	1	3	3.0	3	0	0	0	0.0	—	0	0	0		
Sep 23	vs. Oakland*	P	9	66	7.3	19	1	1	12	12.0	12	0	0	6		
Sep 29	vs. Philadelphia*	P	11	36	3.3	10	0	2	21	10.5	14	0	0	0		
Oct 6	at Dallas*	P	7	17	2.4	17	0	4	42	10.5	19	0	0	0		
Oct 13	vs. Jacksonville*	P	4	20	5.0	11	0	2	16	8.0	11	0	0	0		
Oct 20	at Indianapolis	P	4	25	6.3	14	0	1	1	1.0	1	0	0	0		
Oct 27	vs. Washington*															
Nov 10	at San Diego*															
Nov 17	vs. Kansas City*															
Nov 24	at New England															
Dec 1	at Kansas City*	P	0	0	0.0	—	0	0	0	0.0	—	0	0	0		
Dec 8	vs. Tennessee*															
Dec 12	vs. San Diego															
Dec 22	at Houston*	P	3	6	2.0	3	0	0	0	0.0	—	0	0	0		
Dec 29	at Oakland*	P	12	30	2.5	8	0	0	0	0.0	—	0	0	0		
<b>Regular Season Totals</b>			<b>10/0</b>	<b>55</b>	<b>218</b>	<b>4.0</b>	<b>19</b>	<b>1</b>	<b>12</b>	<b>119</b>	<b>9.9</b>	<b>19</b>	<b>0</b>	<b>0</b>	<b>6</b>	
Jan 12	vs. San Diego†															
<b>Postseason Totals</b>			<b>0/0</b>	<b>0</b>	<b>0</b>	<b>0.0</b>	<b>—</b>	<b>0</b>	<b>0</b>	<b>0</b>	<b>0.0</b>	<b>—</b>	<b>0</b>	<b>0</b>	<b>0</b>	

†AFC Divisional Playoff Game



# TRINDON HOLLIDAY

11

WIDE RECEIVER

5-5 • 170 • 4TH YR. • LOUISIANA STATE

BORN: April 27, 1986, in Zachary, La.

HIGH SCHOOL: Northeast High School, Zachary, La.

ACQUIRED: Waivers (Houston), 2012

NFL YEAR: 4th • YEAR WITH BRONCOS: 2nd

NFL GAMES PLAYED/STARTED: 31/0 • POSTSEASON GP/GS: 2/0



## HOLLIDAY AT A GLANCE:

- A fourth-year player in his second season with the Broncos who has seen action in 31 regular-season games and one playoff contest with Houston (2010-12) and Denver (2012-13).
- Became just the third player in Broncos history (Al Frazier, 1961; Eddie Royal, 2009) to score a touchdown on a kickoff return and a punt return in the same season after joining the Broncos midway through the 2012 campaign.
- Ranks second in Broncos history with six special-teams return touchdowns, including postseason (3 PR, 3 KR).
- Earned the AFC Special Teams Player of the Month Award for September, 2013 after returning both a kick and a punt for a score.
- Led the NFL with a 32.5-yard kick return average (min. 10 KOR) and ranked second with a 10.8-yard punt return average (min. 20 PR) after joining the Broncos in Week 6 of the 2012 season.
- Recorded the longest punt return (90t) and the second-longest kickoff return (104t) in NFL postseason history in Denver's AFC Divisional Playoff Game vs. Baltimore (1/12/13), becoming the first NFL player to score multiple return touchdowns in a single postseason game.
- Scored his first career touchdown on a 105-yard kickoff return at Cincinnati (11/4/12), marking the longest play in Broncos history and earning him AFC Special Teams Player of the Week honors.
- Finished the 2012 regular season with a 16-0 record after spending the first five weeks with Houston (5-0) and the last 11 games of the year with Denver (11-0).
- Owns the distinction of being the shortest player (5'5") in Broncos history.
- Returned two punts and two kickoffs for touchdowns during his four-year college career at Louisiana State University, ranking second in school history with 1,806 kickoff return yards and seventh in LSU annals with 647 punt return yards.
- Won the 2009 NCAA title in the 100-meter dash (10.0 sec.) and was an eight-time All-American in track and field for the Tigers.
- Assigned to the Broncos via waivers from Houston on Oct. 11, 2012.
- Selected by Houston in the sixth round (197th overall) of the 2010 NFL Draft.

**CAREER TRANSACTIONS:** Signed by Houston as a draft choice 5/18/10; Placed on injured reserve by Houston 8/30/10; Waived by Houston 9/3/11; Signed by Houston (practice squad) 9/4/11; Waived by Houston 10/5/11; Signed by Houston 10/12/11; Waived by Houston 10/25/11; Signed by Houston (practice squad) 10/27/11; Waived by Houston 10/10/12; Claimed off waivers by Denver 10/11/12.



**2013:** Holliday played 15 games for the Broncos in 2013, ranking sixth in the NFL with a 27.7-yard kick-return average and tying for the league lead with two return scores... Returned a punt 81 yards for a touchdown to mark

## HOLLIDAY LETHAL AS A RETURNER

### PLAYERS WITH MULTIPLE SPECIAL-TEAMS RETURN TOUCHDOWNS, SINGLE SEASON, BRONCOS HISTORY

Player	Year	KR TDs	PR TDs
Al Frazier	1961	1	1
Goldie Sellers	1966	2	0
Rick Upchurch	1976	0	4
Rick Upchurch	1982	0	2
Darrien Gordon	1997	0	3
Eddie Royal	2009	1	1
Trindon Holliday	2012	1	1

## HOLLIDAY GOES THE DISTANCE

### LONGEST KICKOFF RETURNS, BRONCOS HISTORY (REG. SEASON)

	Player	Opp. (Date)	Ret.
1.	Trindon Holliday	at Cin. (11/4/12)	105t
2.	Nemiah Wilson	at K.C. (10/8/66)	100t
	Goldie Sellers	vs. Hou. (10/2/66)	100t
4.	Cassius Vaughn	vs. S.D. (1/2/11)	97t
5.	Eddie Royal	vs. Mia. (11/2/08)	95
	Vaughn Hebron	at Mia. (12/21/98)	95t

the longest regular-season punt return of his career, finishing with four punt returns for 121 yards and earning AFC Special Teams Player of the Week for his performance at NYG (9/15)... Tied his career long and team record with a 105-yard kickoff return for a touchdown vs. Phi. (9/29)... Named AFC Special Teams Player of the Month for his performance in September.

**2012:** Holliday played five games for Houston and 10 contests for Denver in 2012, totaling 47 punt returns for 481 yards (10.2 avg.) with one touchdown in addition to 21 kickoff returns for 552 yards (26.3 avg.) with one score... Caught two passes on offense for 17 yards (8.5 avg.)... Averaged 32.5 yards per kick return and 10.2 yards per punt return after being claimed off waivers by Denver on Oct. 11... Earned AFC Special Teams Player of the Week honors after scoring his first career touchdown on a 105-yard kick return at Cin. (11/4), marking the longest play in Broncos history... Posted his first two career receptions on offense and became the second Bronco to record special-teams touchdowns in back-to-back games with a 76-yard punt return score at Car. (11/11)... Registered the longest punt return (90t) and the second-longest kick return in NFL postseason history in Denver's AFC Divisional Playoff Game vs. Bal. (1/12), becoming the first player in league annals with multiple return scores in a postseason game.

**2011:** Holliday saw action in one regular-season game for the Texans in 2011, while spending the majority of the season competing on the club's practice squad.

**2010:** Selected by the Texans in the sixth round (197th overall) of the 2010 NFL Draft, Holliday competed with Houston during the preseason before hurting his thumb and being placed on injured reserve on Aug. 30.

**COLLEGE:** Holliday finished his career at Louisiana State University ranked second in school history with 1,806 career kickoff return yards and seventh in LSU annals with 647 punt return yards... Returned two punts and two kickoffs for touchdowns and was named Southeastern Conference Special Teams Player of the Week on three occasions... Competed as an eight-time All-American in track and field, capturing the 2009 NCAA title in the 100-meter dash with a time of 10.0 seconds.

**PERSONAL:** Holliday attended Northeast High School in Zachary, La., where he rushed for 2,210 yards and 34 touchdowns as a senior and 1,870 yards and 26 touchdowns as a junior... Competed in track and field as a prep and posted the nation's fastest indoor times in the 55 and 60-meter dash in 2005... Finished as a four-time state champion in the 200 meters and three-time state champion in the 100 meters... Trindon Jerard Holliday was born on April 27, 1986, in Zachary, La.

### HOLLIDAY'S REGULAR SEASON RECORD

Year	Club	G	S	No.	RECEIVING				KICKOFF RETURNS					PUNT RETURNS										
					Yds.	Avg.	LG	TD	No.	Yds.	Avg.	LG	TD	No.	FC	Yds.	Avg.	LG	TD					
2010	Houston								RESERVE/INJURED															
2011	Houston	1	0	0	0	0.0	—	0	0	0	0.0	—	0	1	3	0	0.0	0	0	0				
2012	Hou./Den.	15	0	2	17	8.5	15	0	21	552	26.3	105t	1	47	10	481	8.7	76t	1					
2013	Denver	15	0	0	0	0.0	—	0	28	775	27.7	105t	1	32	11	271	8.5	81t	1					
CAREER TOTALS		31	0	2	17	8.5	15	0	49	1,327	27.1	105t	2	80	24	752	9.4	81t	2					
BRONCOS TOTALS		25	0	2	17	8.5	15	0	39	1,133	29.1	105t	2	63	15	605	9.6	81t	2					

**ADDITIONAL STATISTICS:** Rushing — 1 carry for 7 yards, 7.0 avg., 7 LG.

### HOLLIDAY'S POSTSEASON RECORD

Year	Club	G	S	No.	RECEIVING				KICKOFF RETURNS					PUNT RETURNS					
					Yds.	Avg.	LG	TD	No.	Yds.	Avg.	LG	TD	No.	FC	Yds.	Avg.	LG	TD
2012	Denver	1	0	0	0	0.0	—	0	3	158	52.7	104t	1	3	1	90	30.0	90t	1
2013	Denver	1	0	0	0	0.0	—	0	3	77	25.7	37	0	0	0	0	0.0	—	0
CAREER TOTALS		2	0	0	0	0.0	—	0	3	77	39.2	104t	1	3	1	90	30.0	90t	1

### HOLLIDAY MAKES POSTSEASON HISTORY

#### LONGEST PUNT RET., NFL POSTSEASON HIST.

Player	Opp. (Date)	Ret.
1. Trindon Holliday, Den.	vs. Bal. (1/12/13)	90t
2. Jermaine Lewis, Bal.	at Pit. (1/20/02)	88t
3. Reggie Bush, N.O.	vs. Ari. (1/16/10)	83t
4. Antonio Freeman, G.B.	vs. Atl. (12/31/95)	76t
5. Santana Moss, NYJ	at Pit. (1/15/05)	75t

#### LONGEST KICKOFF RET., NFL POSTSEASON HIST.

Player	Opp. (Date)	Ret.
1. Jacoby Jones, Bal.	vs. S.F. (2/3/13)	108t
2. Trindon Holliday, Den.	vs. Bal. (1/12/13)	104t
3. Eric Weems, Atl.	vs. G.B. (1/15/11)	102t
4. Brian Mitchell, Was.	at T.B. (1/15/00)	100t
5. Desmond Howard, G.B.	vs. N.E. (1/26/97)	99t

## HOLLIDAY'S SINGLE-GAME HIGHS

(Postseason in parentheses)

**Receptions** — 2 at Carolina, 11/11/12 (none). **Receiving yards** — 17 at Carolina, 11/11/12 (none). **Punt returns** — 8 at Carolina, 11/11/12 (3 vs. Baltimore, 1/12/13). **Punt return yards** — 125 at Carolina, 11/11/12 (90 vs. Baltimore, 1/12/13). **Longest punt return** — 81t at N.Y. Giants, 9/15/13 (90t vs. Baltimore, 1/12/13). **Punt return touchdowns** — 1, twice, last at N.Y. Giants, 9/15/13 (1 vs. Baltimore, 1/12/13). **Kick returns** — 4, four times, last at Houston, 12/22/13 (3, twice, last vs. San Diego, 1/12/14). **Kick return yards** — 119 at Cincinnati, 11/4/12 (158 vs. Baltimore, 1/12/13). **Longest kick return** — 105t, twice, last vs. Philadelphia, 9/29/13 (104t vs. Baltimore, 1/12/13). **Kick return touchdowns** — 1, twice, last vs. Philadelphia, 9/29/13 (1 vs. Baltimore, 1/12/13). **Rushes** — 1 vs. Washington, 10/27/13 (none). **Rushing yards** — 7 vs. Washington, 10/27/13 (none). **Longest rush** — 7 vs. Washington, 10/27/13 (none).

## TRINDON HOLLIDAY'S GAME-BY-GAME

(Victories asterisked)

2013 DENVER			RECEIVING					KICK RETURNS					PUNT RETURNS						
Date	Opponent	P/S	No.	Yds.	Avg.	LG	TD	No.	Yds.	Avg.	LG	TD	No.	FC	Yds.	Avg.	LG	TD	
Sep 5	vs. Baltimore*	P	0	0	0.0	—	0	0	0	0.0	—	0	4	0	36	9.0	14	0	
Sep 15	at N.Y. Giants*	P	0	0	0.0	—	0	2	34	17.0	22	0	4	1	121	30.3	81t	1	
Sep 23	vs. Oakland*	P	0	0	0.0	—	0	0	0	0.0	—	0	3	1	34	11.3	20	0	
Sep 29	vs. Philadelphia*	P	0	0	0.0	—	0	1	105	105.0	105t	1	2	0	0	0.0	0	0	
Oct 6	at Dallas*	P	0	0	0.0	—	0	3	87	29.0	40	0	1	0	9	9.0	9	0	
Oct 13	vs. Jacksonville*	P	0	0	0.0	—	0	0	0	0.0	—	0	1	1	1	1.0	1	0	
Oct 20	at Indianapolis	P	0	0	0.0	—	0	4	123	30.8	56	0	4	2	16	4.0	12	0	
Oct 27	vs. Washington*	P	0	0	0.0	—	0	1	30	30.0	30	0	1	1	10	10.0	10	0	
Nov 10	at San Diego*	P	0	0	0.0	—	0	4	103	25.8	30	0	2	3	6	3.0	6	0	
Nov 17	vs. Kansas City*	P	0	0	0.0	—	0	1	28	28.0	28	0	3	0	17	5.7	12	0	
Nov 24	at New England	P	0	0	0.0	—	0	0	0	0.0	—	0	1	0	0	0.0	0	0	
Dec 1	at Kansas City*	P	0	0	0.0	—	0	1	22	22.0	22	0	0	0	0	0.0	—	0	
Dec 8	vs. Tennessee*	INACTIVE																	
Dec 12	vs. San Diego	P	0	0	0.0	—	0	4	108	27.0	39	0	0	1	0	0.0	—	0	
Dec 22	at Houston*	P	0	0	0.0	—	0	4	99	24.8	32	0	5	1	21	4.2	8	0	
Dec 29	at Oakland*	P	0	0	0.0	—	0	0	0	0.0	—	0	1	0	0	0.0	0	0	
Regular Season Totals			15/0	0	0	0.0	—	0	28	775	27.7	105t	1	32	11	271	8.5	81t	1
ADDITIONAL STATISTICS: Rushing — 1 carry for 7 yards, 7.0 avg., 7 LG.																			
Jan 12	vs. San Diego†*	P	0	0	0.0	—	0	3	77	25.7	37	0	0	0	0	0.0	—	0	
Postseason Totals			1/0	0	0	0.0	—	0	3	77	25.7	37	0	0	0	0	0.0	—	0



## MICHAEL HUFF

29

**SAFETY**



**6-00 • 211 • 8TH YR. • TEXAS**

**BORN:** March 6, 1983, in Irving, Texas

**HIGH SCHOOL:** Nimitz High School, Irving, Texas

**ACQUIRED:** Free Agent, 2013

**NFL YEAR:** 8th • **YEAR WITH BRONCOS:** 1st

**NFL GAMES PLAYED/STARTED:** 118/94 • **POSTSEASON GP/GS:** 1/0

### HUFF AT A GLANCE:

- An eighth-year player who has played 118 games (94 starts) in his first eight NFL seasons with Oakland (2006-12), Baltimore (2013) and Denver (2013).
- Made 461 tackles (373 solo) to go with 11 interceptions, 57 pass breakups, 5.5 sacks, four forced fumbles and one fumble recovery in his first eight NFL seasons.
- Earned second-team All-Pro honors from the Associated Press in 2010.
- Named AFC Defensive Player of the Week in Week 6 of the 2010 season.
- Became the first player in University of Texas history to win the Jim Thorpe Award, given to the nation's top defensive back in 2005.
- Started 50-of-51 games during his Longhorns career, making 318 tackles with two sacks, 26 tackles for a loss, 44 passes defended, three fumble recoveries and six forced fumbles.
- Joined the Broncos as a free agent on November 19, 2013.
- Drafted in the first round (7th overall) of the 2006 NFL Draft by Oakland.

**CAREER TRANSACTIONS:** Signed by Oakland as a draft choice 7/25/06; Re-signed as an unrestricted free agent by Oakland 7/31/11; Released by Oakland 3/12/13; Signed by Baltimore as an unrestricted free agent 3/27/13; Released by Baltimore 10/30/13; Signed by Denver 11/19/13.



**2013:** Huff played 10 games (1 start), splitting the 2013 season between Baltimore and Denver... Appeared in seven games (1 start) for Baltimore, making four tackles before the team released him on Oct. 30... Signed with Denver Nov. 19... Made his first two tackles with the Broncos at Oak. (12/29)... Made his postseason debut vs. S.D. (1/12).

**2012:** Huff started all 16 games for Oakland, 14 of which came at cornerback and two at safety... Led the team with a career-high 15 pass breakups... Played 945 snaps on defense, finishing with 71 tackles (46 solo) and two interceptions.

**2011:** Huff played 12 games (11 starts) for the Raiders, producing 38 tackles (32 solo) with four pass breakups and two interceptions... Made a season-best six tackles (4 solo) with one pass breakup at Buf. (9/18).

**2010:** Huff started all 16 games for Oakland, earning second-team All-Pro honors from the Associated Press after posting a career-best 98 tackles (77 solo), three interceptions and tying for the NFL lead among defensive backs with four sacks... Also recorded a career-best three forced fumbles with seven pass breakups... Added 10 tackles on special teams... Earned AFC Defensive Player of the Week honors after making 11 tackles, including a fourth-quarter sack that forced a fumble that was recovered and returned by a touchdown to seal the Raiders' Week 5 victory vs. S.D. (10/10).

**2009:** Huff appeared in all 16 games (12 starts) for the Raiders, establishing career highs with three interceptions and 14 pass breakups, while totaling 59 tackles (54 solo), one fumble recovery and half of a sack... Recovered a fumble and made an interception in Oakland's season opener vs. S.D. (9/14).

**2008:** Huff played all 16 games (7 starts) for Oakland... Made 28 tackles (23 solo) and broke up five passes... Made a season-high four tackles (all solo) and broke up two passes at K.C. (9/14).

**2007:** Huff started all 16 games for the Raiders and finished with 85 tackles (74 solo) with one interceptions, one forced fumble, one sack and 11 pass breakups... Made his first career sack at Den. (9/16)... Came up with his first career interception vs. Den. (12/2).

**2006:** Huff started all 16 games as a rookie for Oakland... Tallied 78 tackles (64 solo) with one pass breakup and a safety... Tackled RB Marcell Shipp in the end zone for a safety vs. Ari. (10/22)... Made 10 tackles at K.C. (11/19).

**COLLEGE:** Huff Became first player in University of Texas history to win the Jim Thorpe Award, given to the nation's top defensive back in 2005... Started 50-of-51 games during his Longhorns career, producing 318 tackles (191 solo), 2 sacks, 26 TFL, 3 FRs (including 1 returned for a TD) and 6 FFs... Set school record with 4 INTs returned for TDs and is the only Texas player to return 2 INTs for scores in a season twice (2002-3)... Finished his career ranked fourth in school history with 3 blocked kicks, while his 44 PD were sixth in Texas annals... First-team All-America selection by The NFL Draft Report, American Football Coaches Association, Associated Press, Football Writers Association of America, The Sporting News and the Walter Camp Football Foundation... Started every game at SS as a senior while helping Longhorns to the National Championship, while leading a secondary

that ranked fifth in the nation in pass defense (155.9 yards per game) and second in pass-efficiency defense (91.3 rating)... Ranked second on the squad with 109 tackles (53) in 2005, including 2 sacks and 10 TFL...Also netted 2 FRs, returning 1 for a TD, and had 4 FFs...Pulled in 2 INTs, produced 14 PD and blocked a kick...As a junior, was a consensus All-Big 12 choice, after posting 73 tackles (50 solo), with 14 PD and a pair of INTs...In 2003 as a sophomore, saw action at CB while also lining up mostly at SS, and totaled 66 tackles (45 solo) with 4 TFL... Blocked 2 kicks, had 6 PD and 2 INTs...Earned third-team Freshman All-American honors after starting every game as a redshirt freshman, lining up at SS in 10 contests and at CB in three others...Recorded 70 tackles (43) while his 10 TFL were the fifth-best total ever by a Texas freshman (top four were defensive linemen)...Also had 2 NTs and 10 PD... Also competed in track for the Longhorns as a sprinter and member of the sprint relay teams.

**PERSONAL:** Huff played three years at Nimitz (Irving, TX) HS...Excelled as a SS, CB and WR, recording 238 tackles and returning 3 of his 9 INTs for scores during his junior and senior seasons...Posted 127 tackles and 5 INTs (2 returned for TDs) as a senior...Recorded 18 tackles, 1 INT and scored on a 69-yard run and a 40-yard catch in the same game as a senior...As a junior, collected 111 tackles and 4 INTs (1 returned for a TD), along with 12 receptions for 220 yards...Also a four-year letterman in track, finished seventh in the 100 meters at the 2000 USATF Junior Nationals...His brother, Marcus King, played at Missouri, while another brother, Terrence Holmes, played at Texas Southern... Michael Huff was born on March 6, 1983 in Irving, Texas.

### HUFF'S REGULAR SEASON RECORD

Year	Club	G	S	UT	A	TT	S-Yds.	I-Yds.	PD	FF	FR	TD-Int.	TD-FR	S	Pts.
2006	Oakland	16	16	64	14	78	0-0	0-0	1	0	0	0	0	1	2
2007	Oakland	16	16	74	11	85	1-0	1-4	11	1	0	0	0	0	0
2008	Oakland	16	7	23	5	28	0-0	0-0	5	0	0	0	0	0	0
2009	Oakland	16	12	52	9	61	5-3.5	3-15	14	0	1	0	0	0	0
2010	Oakland	16	16	31	3	34	4-21	3-32	7	3	0	0	0	0	0
2011	Oakland	12	11	41	20	61	0-0	2-24	4	0	0	0	0	0	0
2012	Oakland	16	16	60	20	80	1-2	2-0	15	0	0	0	0	0	0
2013	Bal./Den.	10	1	5	1	6	0-0	0-0	0	0	0	0	0	0	0
<b>CAREER TOTALS</b>		<b>118</b>	<b>95</b>	<b>373</b>	<b>88</b>	<b>461</b>	<b>5.5-24.5</b>	<b>11-75</b>	<b>57</b>	<b>4</b>	<b>1</b>	<b>0</b>	<b>0</b>	<b>1</b>	<b>2</b>
<b>BRONCOS TOTALS</b>		<b>3</b>	<b>0</b>	<b>2</b>	<b>0</b>	<b>2</b>	<b>0-0</b>	<b>0-0</b>	<b>0</b>	<b>0</b>	<b>0</b>	<b>0</b>	<b>0</b>	<b>0</b>	<b>0</b>

**ADDITIONAL STATISTICS:** Special teams tackles — 2006 (3), 2008 (4), 2009 (4), 2010 (10) 2013 (2) TOTAL (23). Special teams fumbles — 2007 (1 FR), TOTAL (1 FR). Returns — 2010 (1 KR for 0 yards).

### HUFF'S POSTSEASON RECORD

Year	Club	G	S	UT	A	TT	S-Yds.	I-Yds.	PD	FF	FR	TD-Int.	TD-FR	S	Pts.
2013	Denver	1	0	0	0	0	0-0	0-0	0	0	0	0	0	0	0
<b>CAREER TOTALS</b>		<b>1</b>	<b>0</b>	<b>0</b>	<b>0</b>	<b>0</b>	<b>0-0</b>	<b>0-0</b>	<b>0</b>	<b>0</b>	<b>0</b>	<b>0</b>	<b>0</b>	<b>0</b>	<b>0</b>

### HUFF'S SINGLE-GAME HIGHS

(Postseason in parentheses)

**Tackles** — 11 vs. San Diego, 10/10/10 (none). **Interceptions** — 2 at Kansas City, 9/20/09 (none). **Interception return yards** — 24 vs. Chicago, 11/27/11 (none). **Passes defended** — 4, three times, last at Baltimore, 11/11/12 (none). **Sacks** — 1, five times, last at San Diego, 12/5/10 (none). **Sack yards** — 10 vs. N.Y. Jets, 11/14/10 (none). **Forced fumbles** — 1, four times, last vs. Kansas City 11/7/10 (none). **Special teams tackles** — 3 vs. Denver 12/19/10 (none).

### MICHAEL HUFF'S GAME-BY-GAME

(Victories asterisked)

2013 BALTIMORE/DENVER TACKLES												
Date	Opponent	P/S	UT	A	TT	S-Yds.	I-Yds.	PD	FF	FR		
Sep 5	at Denver <sup>^</sup>	S	2	0	2	0-0	0-0	0	0	0		
Sep 15	vs. Cleveland <sup>^*</sup>	P	0	0	0	0-0	0-0	0	0	0		
Sep 22	vs. Houston <sup>^*</sup>	P	0	0	0	0-0	0-0	0	0	0		
Sep 29	at Buffalo <sup>^</sup>	P	1	1	2	0-0	0-0	0	0	0		
Oct 6	at Miami <sup>^*</sup>	P	0	0	0	0-0	0-0	0	0	0		
Oct 13	vs. Green Bay <sup>^</sup>	P	0	0	0	0-0	0-0	0	0	0		
Oct 20	at Pittsburgh <sup>^</sup>	P	0	0	0	0-0	0-0	0	0	0		
Weeks 9-12												
Nov 24	at New England											
Dec 1	at Kansas City <sup>*</sup>	P	0	0	0	0-0	0-0	0	0	0		
Dec 8	vs. Tennessee <sup>*</sup>											
Dec 12	vs. San Diego											
Dec 22	at Houston <sup>*</sup>	P	0	0	0	0-0	0-0	0	0	0		
Dec 29	at Oakland <sup>*</sup>	P	2	0	2	0-0	0-0	0	0	0		
<b>Regular Season Totals</b>			<b>10/1</b>	<b>5</b>	<b>1</b>	<b>6</b>	<b>0-0</b>	<b>0-0</b>	<b>0</b>	<b>0</b>	<b>0</b>	

<sup>^</sup>With Baltimore

**ADDITIONAL STATISTICS:** Special teams tackles — 2.

Jan 12	vs. San Diego <sup>†*</sup>	P	0	0	2	0-0	0-0	0	0	0		
<b>Postseason Totals</b>			<b>1/0</b>	<b>0</b>	<b>0</b>	<b>0</b>	<b>0-0</b>	<b>0-0</b>	<b>0</b>	<b>0</b>	<b>0</b>	

<sup>†</sup>AFC Divisional Playoff Game





## DUKE IHENACHO

33

SAFETY



6-1 • 207 • 2ND YR. • SAN JOSE STATE

BORN: June 16, 1989, in Torrance, Calif.

HIGH SCHOOL: Serra High School, Carson, Calif.

ACQUIRED: College Free Agent, 2012

NFL YEAR: 2nd • YEAR WITH BRONCOS: 2nd

NFL GAMES PLAYED/STARTED: 17/14 • POSTSEASON GP/GS: 1/1

### IHENACHO AT A GLANCE:

- A second-year safety who played in two games for the Broncos as a rookie in 2012, while also competing on the club's practice squad.
- Emerged as a starter for the Broncos in 2013, ranking third on the team with 72 tackles, tying for the team lead with three forced fumbles and recovering a team-best two fumbles.
- Joined long snapper Aaron Brewer and linebacker Steven Johnson as one of three undrafted college free agents to make Denver's active roster in 2012.
- Recorded 268 tackles (142 solo), seven interceptions (110 yds.), 23 passes defended, three forced fumbles and four fumble recoveries in 47 games at San Jose State University.
- Scored three defensive touchdowns during his college career (2 INT, 1 FR), while becoming the first Spartan to collect three first-team All-Western Athletic Conference honors.
- Younger brother of Oakland linebacker Carl Ihenacho, who played three games for the Raiders in 2012 and was a teammate of Duke at SJSU from 2007-09.
- Entered the NFL with Denver as a college free agent on May 3, 2012.

**CAREER TRANSACTIONS:** Signed by Denver as a college free agent 5/3/12; Waived by Denver 8/31/12; Signed by Denver (practice squad) 9/1/12; Signed by Denver (active roster) 9/29/12; Waived by Denver 10/11/12; Signed by Denver (practice squad) 10/13/12; Signed by Denver (active roster) 10/30/12; Waived by Denver 11/13/12; Signed by Denver (practice squad) 11/15/12.



**2013:** Ihenacho emerged as a starter for the Broncos, opening 14 of the 15 games he played in 2013... Ranked third on the team and second among defensive backs with 72 tackles, while adding seven pass breakups... Tied for the team lead with three forced fumbles and recovered a team-best two fumbles... Made his first career start and led the team with 12 tackles (11 solo), including one for a loss and added his first three career pass breakups vs. Bal. (9/5)... Tied for third on the team with six tackles and broke up a pass at NYG (9/15)... Ranked second on the team with nine tackles, including one for a loss vs. Phi. (9/29)... Recovered his first career fumble and broke up a pair of passes at Dal. (10/6)... Forced his first fumble and tied for third on the team with six tackles vs. Jac. (10/13)... Finished third on the team with 10 tackles at N.E. (11/24)... Made one tackles in his career postseason debut vs. S.D. (1/12).

**2012:** Ihenacho, who entered the NFL with Denver as a college free agent on May 3, spent four weeks on the Broncos' active roster as a rookie, seeing action in two games and recording one special-teams tackle... Spent the remainder of the 2012 campaign on the club's practice squad.

**COLLEGE:** Ihenacho totaled 268 tackles (142 solo), seven interceptions (110 yds.), 23 passes defended, three forced fumbles and four fumble recoveries in his 47-game career at San Jose State University... Scored three defensive touchdowns, with two coming off interceptions and one resulting from a fumble recovery... Became the first Spartan to earn first-team All-Western Athletic Conference honors three times... Recorded 73 tackles his senior year to rank third on the team... Named to the preseason Jim Thorpe Award Watch List in 2009 and went on to return an interception for a touchdown in back-to-back games as one of only two players in the country to accomplish that feat... Tallied the Spartans' only blocked punt as a freshman as the youngest player on the squad.

**PERSONAL:** Ihenacho attended Serra High School in San Mateo, Calif., where he played just two seasons of prep football... Made 73 tackles on defense along with 17 receptions for 335 yards (19.7 avg.) and a touchdown on offense as a senior... Majored in business marketing at San Jose State... His older brother, Carl, played at San Diego State from 2007-09, and currently plays for the Oakland Raiders... Last name is pronounced EE-ah-NAH-cho... Duke Ihenacho was born on June 16, 1989, in Torrance, Calif.

### IHENACHO'S REGULAR SEASON RECORD

Year	Club	G	S	UT	A	TT	S-Yds.	I-Yds.	PD	FF	FR	TD-Int.	TD-FR	S	Pts.
2012	Denver	2	0	0	0	0	0-0	0-0	0	0	0	0	0	0	0
2013	Denver	15	14	55	17	72	0-0	0-0	7	2	2	0	0	0	0
<b>CAREER TOTALS</b>		<b>17</b>	<b>14</b>	<b>55</b>	<b>17</b>	<b>72</b>	<b>0-0</b>	<b>0-0</b>	<b>7</b>	<b>2</b>	<b>2</b>	<b>0</b>	<b>0</b>	<b>0</b>	<b>0</b>

**ADDITIONAL STATISTICS:** Special teams tackles — 2012 (1), 2013 (2), TOTAL (3).



## IHENACHO'S POSTSEASON RECORD

Year	Club	G	S	UT	A	TT	S-Yds.	I-Yds.	PD	FF	FR	TD-Int.	TD-FR	S	Pts.
2013	Denver	1	1	1	0	1	0-0	0-0	0	0	0	0	0	0	0
<b>CAREER TOTALS</b>		<b>1</b>	<b>1</b>	<b>1</b>	<b>0</b>	<b>1</b>	<b>0-0</b>	<b>0-0</b>	<b>0</b>	<b>0</b>	<b>0</b>	<b>0</b>	<b>0</b>	<b>0</b>	<b>0</b>

## DUKE IHENACHO'S GAME-BY-GAME

(Victories asterisked)

2013 DENVER		TACKLES									
Date	Opponent	P/S	UT	A	TT	S-Yds.	I-Yds.	PD	FF	FR	
Sep 5	vs. Baltimore*	S	11	1	12	0-0	0-0	1	0	0	
Sep 15	at N.Y. Giants*	S	5	1	6	0-0	0-0	1	0	0	
Sep 23	vs. Oakland*	S	0	1	1	0-0	0-0	1	0	0	
Sep 29	vs. Philadelphia*	S	9	0	9	0-0	0-0	0	0	0	
Oct 6	at Dallas*	S	3	1	4	0-0	0-0	2	0	1	
Oct 13	vs. Jacksonville*	S	6	0	6	0-0	0-0	0	1	0	
Oct 20	at Indianapolis	S	6	4	10	0-0	0-0	0	1	1	
Oct 27	vs. Washington*	S	3	0	3	0-0	0-0	1	0	0	
Nov 10	at San Diego*				INACTIVE						
Nov 17	vs. Kansas City*	S	3	0	3	0-0	0-0	0	0	0	
Nov 24	at New England	S	4	6	10	0-0	0-0	0	1	0	
Dec 1	at Kansas City*	S	1	0	1	0-0	0-0	0	0	0	
Dec 8	vs. Tennessee*	S	1	0	1	0-0	0-0	0	0	0	
Dec 12	vs. San Diego	P	2	0	2	0-0	0-0	0	0	0	
Dec 22	at Houston*	S	1	2	3	0-0	0-0	0	0	0	
Dec 29	at Oakland*	S	0	1	1	0-0	0-0	1	0	0	
<b>Regular Season Totals</b>			<b>15/14</b>	<b>55</b>	<b>17</b>	<b>72</b>	<b>0-0</b>	<b>0-0</b>	<b>7</b>	<b>3</b>	<b>2</b>
<b>ADDITIONAL STATISTICS:</b> Special teams tackles — 2.											
Jan 12	vs. San Diego†	S	1	0	1	0-0	0-0	0	0	0	
<b>Postseason Totals</b>			<b>1/1</b>	<b>1</b>	<b>0</b>	<b>1</b>	<b>0-0</b>	<b>0-0</b>	<b>0</b>	<b>0</b>	<b>0</b>

†AFC Divisional Playoff Game



## NATE IRVING

56

### LINEBACKER

6-1 • 245 • 3RD YR. • NORTH CAROLINA STATE

BORN: July 12, 1988, in Teachey, N.C.

HIGH SCHOOL: Wallace-Rose Hill High School, Teachey, N.C.

ACQUIRED: Draft #3 (67th overall), 2011

NFL YEAR: 3rd • YEAR WITH BRONCOS: 3rd

NFL GAMES PLAYED/STARTED: 46/3 • POSTSEASON GP/GS: 4/1



### IRVING AT A GLANCE:

- A third-year linebacker who played 46-of-48 possible regular-season games through his first three NFL seasons, totaling 37 defensive tackles and 20 special-teams stops during that time.
- Tied for the team lead with 10 special-teams tackles in addition to blocking a punt for the Broncos in 2012.
- Totaled four special-teams stops for Denver in the regular season in 2011, adding his first career defensive stop in the Broncos' AFC Divisional Playoff Game at New England (1/14/12).
- Saw action in 34 games (26 starts) at North Carolina State University, totaling 233 tackles (136 solo), 8.5 sacks (56 yds.), 39.5 tackles for a loss, four interceptions (83 yds.), six forced fumbles and three fumble recoveries for the Wolfpack.
- Named a first-team All-America selection by Scout.com as a senior in 2010 and was an All-Atlantic Coast Conference performer after leading N.C. State with 97 tackles (51 solo), including 20.5 tackles for a loss (77 yds.) and 6.5 sacks (41 yds.).
- Presented with the ACC's prestigious Piccolo Award (most courageous player) following his senior season after returning from missing the entire 2009 campaign recovering from multiple injuries sustained in a car crash.
- Selected by the Broncos in the third round (67th overall) of the 2011 NFL Draft.

**CAREER TRANSACTIONS:** Signed by Denver as a draft choice 7/29/11.



**2013:** Irving played 15 games (3 starts) and set a career high with 34 total tackles (23 solo) and one sack to go with one pass breakup and six special-teams stops... Established a career high with four tackles, including one behind the line of scrimmage vs. Bal. (9/5)... Made two tackles, including one for a loss and added a special-teams tackle at NYG (9/15)... Tied for the team lead with eight tackles, including one for a loss vs. Oak. (9/23), also adding a special-teams stop in the win... Extended his streak to four straight games with a tackle for a loss with one vs. Phi. (9/29)... Made a tackle for a loss and a special-teams tackle at Ind. (10/20)... Led the team with two special-teams stops vs. Ten. (12/8)... Tied for third on the team with five tackles, including one for a loss, at Hou. (12/22)... Recorded his first career sack for an 8-yard loss at Oak. (12/29)... Made his first career postseason start and tallied three tackles in the Divisional Round vs. S.D. (1/12).

**2012:** Irving played 15 regular-season games and tied for the team lead with 10 special-teams tackles while breaking into the linebacker rotation with 36 total snaps on defense (3 TT, 1 PD)... Blocked his first career punt vs. S.D. (11/18).

**2011:** Selected by Denver in the third round (67th overall) of the 2011 NFL Draft, Irving played all 16 regular-season games as a rookie, totaling four special-teams tackles, and saw action in both playoff contests while contributing one defensive stop.

**COLLEGE:** Irving competed in 34 games (26 starts) at North Carolina State University and totaled 233 tackles (136 solo), 8.5 sacks (56 yds.), 39.5 tackles for a loss, four interceptions (83 yds.), six forced fumbles and three fumble recoveries... Named a first-team All-America selection by Scout.com as a senior in 2010 and was an All-Atlantic Coast Conference selection after leading the Wolfpack with 97 tackles (51 solo), including 20.5 tackles for a loss (77 yds.) and 6.5 sacks (41 yds.)... Presented with the prestigious Piccolo Award (most courageous player) following his senior season after returning from missing the entire 2009 campaign recovering from multiple injuries sustained in a car crash... Set an NCAA record with eight tackles for a loss in a win vs. Wake Forest (11/13/10).

**PERSONAL :** Irving attended Wallace-Rose Hill High School in Teachey, N.C., where he played tight end and rush end/linebacker as a senior, totaling 110 tackles, three sacks, one interception and six forced fumbles to go along with 12 all-purpose touchdowns... Invited to play in the North Carolina Shrine Bowl and was selected as a first-team All-Super Six Conference choice... Graduated from North Carolina State with a degree in program management (minor in zoology)... Nate Irving was born on July 12, 1988, in Teachey, N.C.

### IRVING'S REGULAR SEASON RECORD

Year	Club	G	S	UT	A	TT	S-Yds.	I-Yds.	PD	FF	FR	TD-Int.	TD-FR	S	Pts.
2011	Denver	16	0	0	0	0	0-0	0-0	0	0	0	0	0	0	0
2012	Denver	15	0	1	2	3	0-0	0-0	1	0	0	0	0	0	0
2013	Denver	15	3	23	11	34	1-8	0-0	1	0	0	0	0	0	0
<b>CAREER TOTALS</b>		<b>46</b>	<b>3</b>	<b>24</b>	<b>13</b>	<b>37</b>	<b>1-8</b>	<b>0-0</b>	<b>2</b>	<b>0</b>	<b>0</b>	<b>0</b>	<b>0</b>	<b>0</b>	<b>0</b>

**ADDITIONAL STATISTICS:** *Special teams tackles — 2011 (4), 2012 (10), 2013 (6) TOTAL (20).*

### IRVING'S POSTSEASON RECORD

Year	Club	G	S	UT	A	TT	S-Yds.	I-Yds.	PD	FF	FR	TD-Int.	TD-FR	S	Pts.
2011	Denver	2	0	1	0	1	0-0	0-0	0	0	0	0	0	0	0
2012	Denver	1	0	0	0	0	0-0	0-0	0	0	0	0	0	0	0
2013	Denver	1	1	3	0	3	0-0	0-0	0	0	0	0	0	0	0
<b>CAREER TOTALS</b>		<b>4</b>	<b>1</b>	<b>4</b>	<b>0</b>	<b>4</b>	<b>0-0</b>	<b>0-0</b>	<b>0</b>	<b>0</b>	<b>0</b>	<b>0</b>	<b>0</b>	<b>0</b>	<b>0</b>

### IRVING'S SINGLE-GAME HIGHS

*(Postseason in parentheses)*

**Tackles** — 8 vs. Oakland, 9/23/13 (3 vs. San Diego, 1/12/14). **Sacks** — 1 at Oakland, 12/29/13 (none). **Special-teams tackles** — 2, four times, last vs. San Diego, 11/18/12 (none).

### NATE IRVING'S GAME-BY-GAME

*(Victories asterisked)*

2013 DENVER			TACKLES							
Date	Opponent	P/S	UT	A	TT	S-Yds.	I-Yds	PD	FF	FR
Sep 5	vs. Baltimore*	P	3	1	4	0-0	0-0	0	0	0
Sep 15	at N.Y. Giants*	S	1	1	2	0-0	0-0	0	0	0
Sep 23	vs. Oakland*	P	5	3	8	0-0	0-0	0	0	0
Sep 29	vs. Philadelphia*	S	2	1	3	0-0	0-0	0	0	0
Oct 6	at Dallas*	P	1	0	1	0-0	0-0	0	0	0
Oct 13	vs. Jacksonville*	S	3	1	4	0-0	0-0	1	0	0
Oct 20	at Indianapolis	P	1	1	2	0-0	0-0	0	0	0
Oct 27	vs. Washington*	P	0	1	1	0-0	0-0	0	0	0
Nov 10	at San Diego*	P	1	0	1	0-0	0-0	0	0	0
Nov 17	vs. Kansas City*	INACTIVE								
Nov 24	at New England*	P	0	1	1	0-0	0-0	0	0	0
Dec 1	at Kansas City*	P	0	0	0	0-0	0-0	0	0	0
Dec 8	vs. Tennessee*	P	0	0	0	0-0	0-0	0	0	0
Dec 12	vs. San Diego	P	0	0	0	0-0	0-0	0	0	0
Dec 22	at Houston*	P	4	1	5	0-0	0-0	0	0	0
Dec 29	at Oakland*	S	2	0	2	1-8	0-0	0	0	0

**Regular Season Totals**      **15/3**      **23**      **11**      **34**      **1-8**      **0-0**      **1**      **0**      **0**

**ADDITIONAL STATISTICS:** *Special teams tackles — 6.*

Jan 12 vs. San Diego†      S      3      0      3      0-0      0-0      0      0      0

**Postseason Totals**      **1/1**      **3**      **0**      **3**      **0-0**      **0-0**      **0**      **0**      **0**

†AFC Divisional Playoff Game



# MALIK JACKSON

97

## DEFENSIVE END

6-5 • 293 • 2ND YR. • TENNESSEE

**BORN:** Jan. 11, 1990, in Northridge, Calif.

**HIGH SCHOOL:** Birmingham High School, Van Nuys, Calif.

**ACQUIRED:** Drafted #5 (137th overall), 2012

**NFL YEAR:** 2nd • **YEAR WITH BRONCOS:** 2nd

**NFL GAMES PLAYED/STARTED:** 30/5 • **POSTSEASON GP/GS:** 2/1



### JACKSON AT A GLANCE:

- A second-year defensive end who led the team with 11 tackles for a loss and 15 quarterback hits in 2013.
- Played 14 games as a rookie in 2012, seeing action in more than 100 snaps on defense and contributing five tackles.
- Spent two seasons each at the University of Tennessee (2010-11) and the University of Southern California (2008-09) and played 46 games (24 starts) while collecting 136 tackles (67 solo), 13 sacks (71 yds.), four forced fumbles and one fumble recovery.
- Started 24-of-25 games played for the Volunteers in two seasons, earning first-team All-Southeastern Conference honors following his senior season and second-team all-conference recognition at the conclusion of his junior campaign.
- Appeared in 21 games in two years as a reserve defensive end for Southern California before transferring to Tennessee in 2010.
- Selected by the Broncos in the fifth round (137th overall) of the 2012 NFL Draft.

**CAREER TRANSACTIONS:** Signed by Denver as a draft choice 5/19/12.



**2013:** Jackson played all 16 games with five starts and led the team's defensive linemen with 42 tackles... Ranked second on the team with six sacks (43 yards) and led the club with 11 tackles for a loss and 15 quarterback hits... Added four pass breakups and one forced fumble... Made two tackles, including one for a loss, and added a pair of quarterback hits at NYG (9/15)... Recorded his first NFL sack, splitting a QB takedown with Wesley Woodyard vs. Oak. (9/23)... Registered his first full sack and finished with two quarterback hits at Dal. (10/6)... Sandwiched a pair of sacks around a tackle for a loss to force a three-and-out in the third quarter and finished second on the team with a career-best seven tackles vs. Jac. (10/13)... Assisted on one tackle and added two QB hits vs. Was. (10/27)... Split a sack of Alex Smith and broke up a career-best two passes vs. K.C. (11/17)... Made his first career start and forced his first career fumble while adding two solo tackles at K.C. (12/1)... Sacked Ryan Fitzpatrick for a 7-yard loss and finished with three tackles for a loss and two QB hits to go with four solo tackles vs. Ten. (12/8)... Tied for third on the team with five tackles, including one for a loss, at Hou. (12/22)... Sacked Terrelle Pryor for an 8-yard loss at Oak. (12/29)... Made his first postseason start and finished with three tackles, including a 5-yard sack of Philip Rivers in the Divisional Round vs. S.D. (1/12).

**2012:** Jackson was selected by Denver in the fifth round (137th overall) of the 2012 NFL Draft, Jackson played 14 games as a rookie and totaled five tackles while seeing action in 113 snaps along the defensive line... Made his NFL postseason debut in Denver's AFC Divisional Playoff Game vs. Bal. (1/12).

**COLLEGE:** Jackson played 46 games (24 starts) at the University of Tennessee (2010-11) and the University of Southern California (2008-09), totaling 136 tackles (67 solo), 13 sacks (71 yds.), four forced fumbles and one fumble recovery... Opened 24-of-25 games played for the Volunteers in two seasons, earning first-team All-Southeastern Conference honors as a senior and second-team all-conference recognition as a junior... Led the Volunteers in sacks (2.5), quarterback hurries (10) and tackles for a loss (11) during his senior campaign... Contributed as a reserve defensive lineman for USC, seeing action in 21 games and combining for 22 tackles (15 solo), 5.5 sacks (30 yds.) and two forced fumbles.

**PERSONAL:** Jackson tallied 103 tackles and 14.5 sacks as a senior at Birmingham High School in Van Nuys, Calif., and earned All-L.A. City and All-West Valley League co-Defensive MVP honors... Helped lead Birmingham to the 2006 L.A. City title with 10.5 sacks as a junior in 2006... Jackson's twin brother, Marquis, was an all-conference defensive end for Texas Southern University from 2010-11... Malik Jackson was born on Jan. 11, 1990, in Northridge, Calif.

### JACKSON'S REGULAR SEASON RECORD

Year	Club	G	S	UT	A	TT	S-Yds.	I-Yds.	PD	FF	FR	TD-Int.	TD-FF	S	Pts.
2012	Denver	14	0	3	2	5	0-0	0-0	0	0	0	0	0	0	0
2013	Denver	16	5	30	12	42	6-43	0-0	4	1	0	0	0	0	0
<b>CAREER TOTALS</b>		<b>30</b>	<b>5</b>	<b>33</b>	<b>14</b>	<b>47</b>	<b>6-43</b>	<b>0-0</b>	<b>4</b>	<b>1</b>	<b>0</b>	<b>0</b>	<b>0</b>	<b>0</b>	<b>0</b>

## JACKSON'S POSTSEASON RECORD

Year	Club	G	S	UT	A	TT	S-Yds.	I-Yds.	PD	FF	FR	TD-Int.	TD-FR	S	Pts.
2012	Denver	1	0	0	0	0	0-0	0-0	0	0	0	0	0	0	0
2013	Denver	1	1	3	0	3	1-5	0-0	0	0	0	0	0	0	0
<b>CAREER TOTALS</b>		<b>2</b>	<b>1</b>	<b>3</b>	<b>0</b>	<b>3</b>	<b>1-5</b>	<b>0-0</b>	<b>0</b>	<b>0</b>	<b>0</b>	<b>0</b>	<b>0</b>	<b>0</b>	<b>0</b>

## JACKSON'S SINGLE GAME HIGHS

(Postseason in parentheses)


**Tackles** — 7 vs. Jacksonville, 10/13/13 (3 vs. San Diego, 1/12/14). **Sacks** — 2 vs. Jacksonville, 10/13/13 (1 vs. San Diego, 1/12/14). **Sack yards** — 12 vs. Jacksonville, 10/13/13 (5 vs. San Diego, 1/12/14). **Pass breakups** — 2 vs. Kansas City, 11/18/13 (none).

## MALIK JACKSON'S GAME-BY-GAME

(Victories asterisked)

2013 DENVER		TACKLES								
Date	Opponent	P/S	UT	A	TT	S-Yds.	I-Yds.	PD	FF	FR
Sep 5	vs. Baltimore*	P	0	1	1	0-0	0-0	0	0	0
Sep 15	at N.Y. Giants*	P	2	0	2	0-0	0-0	0	0	0
Sep 23	vs. Oakland*	P	0	1	1	.5-5.5	0-0	0	0	0
Sep 29	vs. Philadelphia*	P	0	0	0	0-0	0-0	0	0	0
Oct 6	at Dallas*	P	1	1	2	1-7	0-0	0	0	0
Oct 13	vs. Jacksonville*	P	5	2	7	2-12	0-0	1	0	0
Oct 20	at Indianapolis	P	1	2	3	0-0	0-0	1	0	0
Oct 27	vs. Washington*	P	0	1	1	0-0	0-0	0	0	0
Nov 10	at San Diego*	P	2	1	3	0-0	0-0	0	0	0
Nov 17	vs. Kansas City*	P	1	2	3	.5-3.5	0-0	2	0	0
Nov 24	at New England	P	1	0	1	0-0	0-0	0	0	0
Dec 1	at Kansas City*	S	2	0	2	0-0	0-0	0	1	0
Dec 8	vs. Tennessee*	S	4	0	4	1-7	0-0	0	0	0
Dec 12	vs. San Diego	S	3	0	3	0-0	0-0	0	0	0
Dec 22	at Houston*	S	4	1	5	0-0	0-0	0	0	0
Dec 29	at Oakland*	S	4	0	4	1-8	0-0	0	0	0
Regular Season Totals		16/5	30	12	42	6-43	0-0	4	1	0
Jan 12	vs. San Diego†*	S	3	0	3	1-5	0-0	0	0	0
Postseason Totals		1/1	3	0	3	1-5	0-0	0	0	0

†AFC Divisional Playoff Game



## QUENTIN JAMMER

34

CORNERBACK

6-0 • 204 • 12TH YR. • TEXAS

BORN: June 19, 1979, in Bay City, Texas

HIGH SCHOOL: Angleton (Texas) High School

ACQUIRED: Unrestricted Free Agent (San Diego), 2013

NFL YEAR: 12th • YEAR WITH BRONCOS: 1st

NFL GAMES PLAYED/STARTED: 183/162 • POSTSEASON GP/GS: 9/8



### JAMMER AT A GLANCE:

- A 12th-year defensive back who has played 183 games (162 starts) in his first 12 seasons with San Diego (2002-12) and Denver (2013).
- Ranked sixth among cornerbacks (9th among all defensive backs) with 710 tackles from 2002-12 according to press box totals.
- Posted at least 10 passes defended in his first nine seasons and has averaged more than a dozen per year during his career.
- Saw action in the sixth-most regular-season games (172) in Chargers history (most by a cornerback) and tied for seventh on San Diego's all-time list with 21 career interceptions.
- Opened eight career postseason contests and totaled 29 tackles (27 solo), two interceptions (24 yds.) and 10 passes defended.
- Recorded a career-best six takeaways (3 INT, 3 FR) in 2012, including his first defensive touchdown—an 80-yard interception returned for a score against Denver (10/15/12).
- Named to *Pro Football Weekly's* All-Rookie Team in 2002 after playing 14 games (4 starts) and contributing 64 tackles (56 solo) and 10 passes defended during his initial campaign.
- Selected as a first-team All-American as a senior at the University of Texas, where he accumulated 195 career tackles and seven interceptions with the Longhorns and set a school record with 57 pass breakups.
- Joined the Broncos as an unrestricted free agent on May 30, 2013.
- Selected by the Chargers in the first round (5th overall) of the 2002 NFL Draft.

**CAREER TRANSACTIONS:** Signed by San Diego as a draft choice 9/10/02; Signed by Denver as an unrestricted free agent 5/30/13.



**2013:** Jammer played 11 games (1 start) in his first season with the Broncos, making 13 tackles with three pass breakups and one fumble recovery... Added one special-teams tackle... Made his first tackle of the season vs. Was. (10/27)... Started and made three tackles against his former team in Denver's Week 10 win at S.D. (11/10)... Broke up two passes and recovered a fumble vs. K.C. (11/17).

**2012:** Jammer started all 16 games for the eighth time in his career and totaled a career-best six takeaways (3 INT, 3 FR) in addition to 57 tackles (45 solo), nine passes defended and one forced fumble... Registered the first defensive score of his career with an 80-yard interception returned for a score off quarterback Peyton Manning on *Monday Night Football* vs. Den. (10/15).

**2011:** Jammer opened all 15 games played and totaled 52 tackles (48 solo), eight passes defended and one fumble recovery for the Chargers... Inactive vs. Mia. (10/2) with a hamstring injury—just his second game missed since 2002.

**2010:** Jammer started all 16 games and recorded 49 tackles (42 solo), two interceptions (5 yds.), 11 passes defended and one forced fumble... Named to *USA Today's* All-Joe Team for the second consecutive season.

**2009:** Jammer opened all 16 regular-season games and was named the Chargers' co-Defensive Player of the Year after notching 54 tackles (45 solo), three interceptions (25 yds.), 11 passes defended and one forced fumble... Selected to *USA Today's* All-Joe Team... Received the game ball for his efforts vs. K.C. (11/29) when he had an interception and a forced fumble both result in Chargers touchdowns... Made five solo tackles, an interception (24 yds.) and two passes defended in San Diego's AFC Divisional Playoff Game vs. NYJ (1/17).

**2008:** Jammer matched or exceeded career highs in tackles (91), passes defended (19) and forced fumbles (3) in 16 regular-season starts while adding two interceptions (2 yds.) and two fumble recoveries for San Diego... Named the Chargers' Most Inspirational Player as the team rallied from three games back with three to play to capture the AFC West crown... Started both of San Diego's postseason contests and contributed four solo tackles and one pass defended... Notched an interception and a season-high five passes defended vs. N.E. (10/12)... Posted a career-best two forced fumbles, one of which was returned by teammate Eric Weddle 86 yards for a touchdown, vs. Atl. (11/30).

**2007:** Jammer started 14-of-15 regular-season games played and recorded 66 tackles (56 solo), one interception (0 yds.), 10 passes defended and two fumble recoveries... Opened all three playoff games for the Chargers



**QUENTIN JAMMER'S INTs BY QUARTERBACK**

*\*denotes win (Jammer's teams are 12-10, including postseason, in games in which he records an interception.)*

QB	INTs	Dates
Trent Green	3	1 at K.C., 9/7/03, 2 vs. K.C., 11/30/03
Peyton Manning	3	1 at Ind., 12/18/05*, 1 vs. Ind., 11/23/08, 1 vs. Den., 10/15/12
Matt Cassel	2	1 vs. N.E., 10/12/08*, 1 vs. K.C., 11/29/09*
Tom Brady	1	1 at N.E., 1/20/08 (AFC Championship)
Drew Brees	1	1 at N.O., 10/7/12
Aaron Brooks	1	1 vs. Oak., 11/26/06*
Kerry Collins	1	1 vs. Ten., 9/17/06*
Jay Cutler	1	1 vs. Den., 12/24/07*
Brian Griese	1	1 vs. T.B., 12/12/04*
Matt Hasselbeck	1	1 at Sea., 9/26/10
Danny Kanell	1	1 at Den., 11/16/03
J.P. Losman	1	1 at Buf., 12/3/06*
Steve McNair	1	1 at Bal., 10/1/06
Carson Palmer	1	1 vs. Cin., 12/20/09*
Terrelle Pryor	1	1 vs. Oak., 12/30/12*
JaMarcus Russell	1	1 at Oak., 9/14/09*
Mark Sanchez	1	1 vs. NYJ, 1/17/10 (AFC Divisional)
Tim Tebow	1	1 at Den., 1/2/11*

and posted nine tackles (8 solo), one interception (0 yds.) and four passes defended... Inactive vs. Ind. (11/11) with a hamstring injury... Made an interception and a team-high three passes defended in the AFC Championship Game at N.E. (1/20).

**2006:** Jammer started all 16 regular-season games for the fourth consecutive season and registered 89 tackles (77 solo) and 18 passes defended, while tying a career-high with four interceptions (57 yds.)... Made a season-high five passes defended vs. K.C. (12/17)... Added seven tackles (6 solo) and two passes defended in the Chargers' AFC Divisional Playoff Game vs. N.E. (1/14).

**2005:** Jammer opened all 16 games and totaled a career-best 19 passes defended to go along with 72 tackles (60 solo), one interception (14 yds.) and one forced fumble... Contributed a season-high five passes defended at Ind. (12/18), including a game-sealing interception in the end zone with less than two minutes remaining.

**2004:** Jammer started all 16 regular-season games and registered 62 tackles (53 solo), one interception

(12 yds.) and 10 passes defended... Made his playoff debut in San Diego's AFC Wild Card Game vs. NYJ (1/8) and posted four solo tackles and a pass defended.

**2003:** Jammer totaled 71 tackles (57 solo), four interceptions (6 yds.), 13 passes defended and one fumble recovery as a 16-game starter for the Chargers... Made his first career interception off Trent Green at K.C. (9/7) and added two more picks off the veteran quarterback vs. K.C. (11/30).

**2002:** Selected by San Diego in the first round (5th overall) of the 2002 NFL Draft, Jammer was named a *Pro Football Weekly* All-Rookie selection after starting 4-of-14 games played and contributing 64 tackles (56 solo) and 10 passes defended... Made his first career start at Oak. (10/20) and posted a season-high 10 tackles in the Chargers' second meeting with the Raiders vs. Oak (12/8).

**COLLEGE:** Jammer opened 41-of-49 games played at the University of Texas (28 starts at cornerback, 13 starts at free safety)... Elected to the Longhorn's Hall-of-Honor Class of 2013... Named a unanimous first-team All-America selection as a senior in 2001 and finished as the school's first-ever Jim Thorpe Award finalist... Selected as a two-time Big 12 Conference first team choice while establishing a school record with 57 pass breakups to go along with 195 career tackles and seven interceptions.

**PERSONAL:** Jammer attended Angleton (Texas) High School, where he was a three-year starter contributing at quarterback, running back and defensive back... Named a two-time all-district selection on both sides of the ball, including district MVP honors as a senior... Earned three letters in track and field... Majored in ethnic studies at Texas... Started the Jammer Family Foundation that enjoys a partnership with San Pasqual Academy to provide education for foster teens... Actively supports Mothers Against Drunk Driving (MADD)... Has three sons: Kaden, Kaleb and Kasen... Quentin T. Jammer was born on June 19, 1979, in Bay City, Texas.

**JAMMER'S REGULAR SEASON RECORD**

Year	Club	G	S	UT	A	TT	S-Yds.	I-Yds.	PD	FF	FR	TD-Int.	TD-FR	S	Pts.
2002	San Diego	14	4	56	8	64	0-0	0-0	10	0	0	0	0	0	0
2003	San Diego	16	16	57	14	71	0-0	4-6	13	0	1	0	0	0	0
2004	San Diego	16	16	53	9	62	0-0	1-12	10	0	0	0	0	0	0
2005	San Diego	16	16	60	12	72	0-0	1-14	19	1	0	0	0	0	0
2006	San Diego	16	16	77	12	89	0-0	4-57	18	0	0	0	0	0	0
2007	San Diego	15	14	56	10	66	0-0	1-0	10	0	2	0	0	0	0
2008	San Diego	16	16	74	17	91	0-0	2-2	19	3	2	0	0	0	0
2009	San Diego	16	16	45	9	54	0-0	3-25	11	1	0	0	0	0	0
2010	San Diego	16	16	42	7	49	0-0	2-5	11	1	0	0	0	0	0
2011	San Diego	15	15	48	4	52	0-0	0-0	8	0	1	0	0	0	0
2012	San Diego	16	16	45	12	57	0-0	3-89	9	1	3	1	0	0	6
2013	Denver	11	1	12	1	13	0-0	0-0	3	0	0	0	0	0	0
<b>CAREER TOTALS</b>		<b>183</b>	<b>162</b>	<b>629</b>	<b>116</b>	<b>745</b>	<b>0-0</b>	<b>21-210</b>	<b>141</b>	<b>7</b>	<b>9</b>	<b>1</b>	<b>0</b>	<b>0</b>	<b>6</b>

**ADDITIONAL STATISTICS:** Special teams tackles — 2002 (3), 2005 (2), 2006 (2), 2008 (2), 2009 (1), 2010 (1), 2011 (1), 2013 (1) TOTAL (13). Special teams fumbles — 2007 (1 FR), TOTAL (1 FR).

**JAMMER'S POSTSEASON RECORD**

Year	Club	G	S	UT	A	TT	S-Yds.	I-Yds.	PD	FF	FR	TD-Int.	TD-FR	S	Pts.
2004	San Diego	1	1	4	0	4	0-0	0-0	1	0	0	0	0	0	0
2006	San Diego	1	1	6	1	7	0-0	0-0	2	0	0	0	0	0	0
2007	San Diego	3	3	8	1	9	0-0	1-0	4	0	0	0	0	0	0
2008	San Diego	2	2	4	0	4	0-0	0-0	1	0	0	0	0	0	0
2009	San Diego	1	1	5	0	5	0-0	1-24	2	0	0	0	0	0	0
2013	Denver	1	0	3	1	4	0-0	0-0	0	0	0	0	0	0	0
<b>CAREER TOTALS</b>		<b>9</b>	<b>8</b>	<b>30</b>	<b>3</b>	<b>33</b>	<b>0-0</b>	<b>2-24</b>	<b>10</b>	<b>0</b>	<b>0</b>	<b>0</b>	<b>0</b>	<b>0</b>	<b>0</b>



## JAMMER'S SINGLE-GAME HIGHS

*(Postseason in parentheses)*

**Tackles** — 13 at Denver, 9/14/08 (7 vs. New England, 1/14/07). **Interceptions** — 2 vs. Kansas City, 11/30/03 (1, twice, last vs. N.Y. Jets, 1/17/10). **Interception return yards** — 80 vs. Denver, 10/15/12 (24 vs. N.Y. Jets, 1/17/10). **Passes defended** — 5, three times, last vs. New England, 10/12/08 (3 at New England, 1/20/08).

## QUENTIN JAMMER'S GAME-BY-GAME

*(Victories asterisked)*

2013 DENVER		TACKLES								
Date	Opponent	P/S	UT	A	TT	S-Yds.	I-Yds	PD	FF	FR
Sep 5	vs. Baltimore*				INACTIVE					
Sep 15	at N.Y. Giants*				INACTIVE					
Sep 23	vs. Oakland*				INACTIVE					
Sep 23	vs. Philadelphia*	P	0	0	0	0-0	0-0	0	0	0
Oct 6	at Dallas*				INACTIVE					
Oct 13	vs. Jacksonville*	P	0	0	0	0-0	0-0	0	0	0
Oct 20	at Indianapolis				INACTIVE					
Oct 27	vs. Washington*	P	1	0	1	0-0	0-0	0	0	0
Nov 10	at San Diego*	S	3	0	3	0-0	0-0	1	0	0
Nov 17	vs. Kansas City*	P	1	0	1	0-0	0-0	2	0	1
Nov 24	at New England	P	4	1	5	0-0	0-0	0	0	0
Dec 1	at Kansas City*	P	1	0	1	0-0	0-0	0	0	0
Dec 8	vs. Tennessee*	P	0	0	0	0-0	0-0	0	0	0
Dec 12	vs. San Diego	P	0	0	0	0-0	0-0	0	0	0
Dec 22	at Houston*	P	0	0	0	0-0	0-0	0	0	0
Dec 29	at Oakland*	P	2	0	2	0-0	0-0	0	0	0
<b>Regular Season Totals</b>		<b>11/1</b>	<b>12</b>	<b>1</b>	<b>13</b>	<b>0-0</b>	<b>0-0</b>	<b>3</b>	<b>0</b>	<b>1</b>
<i><b>ADDITIONAL STATISTICS:</b> *Special teams tackles — 1.</i>										
Jan 12	vs. San Diego†	P	3	1	4	0-0	0-0	0	0	0
<b>Postseason Totals</b>		<b>1/0</b>	<b>3</b>	<b>1</b>	<b>4</b>	<b>0-0</b>	<b>0-0</b>	<b>0</b>	<b>0</b>	<b>0</b>

†AFC Divisional Playoff Game



# STEVEN JOHNSON

53

LINEBACKER

6-1 • 237 • 2ND YR. • KANSAS

BORN: March 28, 1988, in Wallingford, Pa.

HIGH SCHOOL: Strath Haven High School, Wallingford, Pa.

ACQUIRED: College Free Agent, 2012

NFL YEAR: 2nd • YEAR WITH BRONCOS: 2nd

NFL GAMES PLAYED/STARTED: 27/0 • POSTSEASON GP/GS: 2/0



## JOHNSON AT A GLANCE:

- A second-year linebacker who has played 27 regular-season games and made 17 special-teams stops in his first two NFL seasons.
- Tied for second on the team with seven special-teams tackles and blocked one punt, which he returned for a touchdown in 2013.
- Became just the third rookie since at least 1994 (LB Wesley Woodyard, 2008; S Darcel McBath, 2009) to lead the Broncos in special-teams tackles.
- Joined long snapper Aaron Brewer and safety Duke Ihenacho as one of three undrafted college free agents to make the Broncos' active roster in 2012.
- Finished his four-year career at the University of Kansas with 229 tackles, 6.5 tackles for a loss and two sacks.
- Led the Big 12 Conference and ranked 21st in the nation with 124 tackles as a senior captain for the Jayhawks in 2011.
- Entered the NFL with Denver as a college free agent on May 3, 2012.

**CAREER TRANSACTIONS:** Signed by Denver as a college free agent 5/3/12.


**2013:** Johnson played all 16 games for the first time in his career and made one defensive stop and tied for second on the team with seven special-teams tackles... Tied for the team lead and set a career high with three special-teams tackles at NYG (9/15)... Blocked a punt and returned it 17 yards for a touchdown and added a special-teams tackle vs. Phi. (9/29)... Made his first career defensive tackle, stopping Jamaal Charles for no gain on 3rd-and-goal from the Denver 1-yard line, forcing the Chiefs to settle for a field goal vs. K.C. (11/17)... Led the team with two special-teams tackles at N.E. (11/24)... Made a special-teams tackle at Oak. (12/29).

**2012:** Johnson, who entered the NFL with the Broncos as a college free agent on May 3, played 11 regular-season games and tied for the team lead with 10 special-teams tackles in addition to seeing a handful of snaps on defense... Became just the third Broncos rookie since at least 1994 to lead the team in special-teams stops... Matched a career high with two special-teams tackles and forced a special teams fumble at Bal. (12/16)... Saw action in Denver's AFC Divisional Playoff Game vs. Bal. (1/12) and contributed a special-teams tackle.

**COLLEGE:** Johnson finished his four-year career at the University of Kansas with 229 tackles, 6.5 tackles for a loss and two sacks... Led the Jayhawks in tackles each of his final two seasons... Led the Big 12 Conference and ranked 21st in the country in tackles with 124 stops his senior season, while serving as a team captain... Tallied 95 tackles as a junior, including 4.5 for a loss and two sacks... Played in 10 games as a sophomore, recording nine stops on defense and contributing on special teams.

**PERSONAL:** Johnson earned all-state honors at Strath Haven High School in Wallingford, Pa., after leading the state in tackles (123) as a senior while also seeing time at running back... Named Defensive MVP and earned all-county honors as a senior... Competed in basketball and track for three years in high school... Majored in economics at Kansas, with a business minor... Steven Johnson was born on March 28, 1988, in Wallingford, Pa.

## JOHNSON'S REGULAR SEASON RECORD

Year	Club	G	S	UT	A	TT	S-Yds.	I-Yds.	PD	FF	FR	TD-Int.	TD-FR	S	Pts.
2012	Denver	11	0	0	0	0	0-0	0-0	0	0	0	0	0	0	0
2013	Denver	16	0	1	0	1	0-0	0-0	0	0	0	0	0	0	0
<b>CAREER TOTALS</b>		<b>27</b>	<b>0</b>	<b>1</b>	<b>0</b>	<b>1</b>	<b>0-0</b>	<b>0-0</b>	<b>0</b>	<b>0</b>	<b>0</b>	<b>0</b>	<b>0</b>	<b>0</b>	<b>0</b>

**ADDITIONAL STATISTICS:** Special teams tackles — 2012 (10), 2013 (7) TOTAL (17). Special teams forced fumbles — 2012 (1), TOTAL (1). Blocked punt returned for a 17-yard touchdown vs. Philadelphia 9/29/13.

## JOHNSON AN IMMEDIATE CONTRIBUTOR AS A ROOKIE

### ROOKIES TO LEAD TEAM IN SPECIAL-TEAMS TACKLES, BRONCOS HISTORY (SINCE 1994)

Player	Year	No.
Wesley Woodyard	2008	11
Darcel McBath	2009	11
<b>Steven Johnson</b>	<b>2012</b>	<b>10</b>

### JOHNSON'S POSTSEASON RECORD

Year	Club	G	S	UT	A	TT	S-Yds.	I-Yds.	PD	FF	FR	TD-Int.	TD-FR	S	Pts.
2012	Denver	1	0	0	0	0	0-0	0-0	0	0	0	0	0	0	0
2013	Denver	1	0	0	0	0	0-0	0-0	0	0	0	0	0	0	0
<b>CAREER TOTALS</b>		<b>2</b>	<b>0</b>	<b>0</b>	<b>0</b>	<b>0</b>	<b>0-0</b>	<b>0-0</b>	<b>0</b>	<b>0</b>	<b>0</b>	<b>0</b>	<b>0</b>	<b>0</b>	<b>0</b>

**ADDITIONAL STATISTICS:** *Special teams tackles — 2012 (1), TOTAL (1).*

### JOHNSON'S SINGLE-GAME HIGHS

*(Postseason in parentheses)*

**Tackles** — 1 vs. Kansas City, 11/17/13 (none). **Special-teams tackles** — 3 at N.Y. Giants, 9/15/13 (1 vs. Baltimore, 1/12/13).

### STEVEN JOHNSON'S GAME-BY-GAME

*(Victories asterisked)*

2013 DENVER		TACKLES								
Date	Opponent	P/S	UT	A	TT	S-Yds.	I-Yds.	PD	FF	FR
Sep 5	vs. Baltimore*	P	0	0	0	0-0	0-0	0	0	0
Sep 15	at N.Y. Giants*	P	0	0	0	0-0	0-0	0	0	0
Sep 23	vs. Oakland*	P	0	0	0	0-0	0-0	0	0	0
Sep 29	vs. Philadelphia*	P	0	0	0	0-0	0-0	0	0	0
Oct 6	at Dallas*	P	0	0	0	0-0	0-0	0	0	0
Oct 13	vs. Jacksonville*	P	0	0	0	0-0	0-0	0	0	0
Oct 20	at Indianapolis	P	0	0	0	0-0	0-0	0	0	0
Oct 27	vs. Washington*	P	0	0	0	0-0	0-0	0	0	0
Nov 10	at San Diego*	P	0	0	0	0-0	0-0	0	0	0
Nov 17	vs. Kansas City*	P	1	0	1	0-0	0-0	0	0	0
Nov 24	at New England	P	0	0	0	0-0	0-0	0	0	0
Dec 1	at Kansas City*	P	0	0	0	0-0	0-0	0	0	0
Dec 8	vs. Tennessee*	P	0	0	0	0-0	0-0	0	0	0
Dec 12	vs. San Diego	P	0	0	0	0-0	0-0	0	0	0
Dec 22	at Houston*	P	0	0	0	0-0	0-0	0	0	0
Dec 29	at Oakland*	P	0	0	0	0-0	0-0	0	0	0

**ADDITIONAL STATISTICS:** *Special teams tackles — 7. Blocked punt and returned it 17 yards for a touchdown vs. Phi., 9/29.*

Jan 12	vs. San Diego†	P	0	0	0	0-0	0-0	0	0	0
--------	----------------	---	---	---	---	-----	-----	---	---	---

**Postseason Totals**      **1/0**      **0**      **0**      **0**      **0-0**      **0-0**      **0**      **0**      **0**

†AFC Divisional Playoff Game



## WINSTON JUSTICE

77

### OFFENSIVE TACKLE

6-6 • 317 • 8TH YR. • USC

**BORN:** Sept. 14, 1984, in Long Beach, Calif.

**HIGH SCHOOL:** Long Beach Poly High School, Long Beach, Calif.

**ACQUIRED:** Free Agent, 2013

**NFL YEAR:** 8th • **YEAR WITH BRONCOS:** 1st

**NFL GAMES PLAYED/STARTED:** 63/43 • **POSTSEASON GP/GS:** 6/3



### JUSTICE AT A GLANCE:

- An eighth-year offensive tackle who played 63 regular-season games (43 starts) and six postseason contests (3 starts) over his first eight NFL seasons with Philadelphia (2007-11), Indianapolis (2012) and Denver (2013).
- Named to the USA Today's All-Joe Team in 2009 after starting all 16 games for the Eagles.
- Started 12 regular-season games and one playoff contest for Indianapolis in 2012.
- Earned all-conference honors as a right tackle at USC, where he started during the school's 2003 national championship season.
- Garnered All-America honors at Long Beach Poly High School, helping the school to a 39-1-1 record.
- Signed by the Broncos as a free agent on Sept. 18, 2013.
- Drafted in the second round (39th overall) of the 2006 NFL Draft by Philadelphia.

**CAREER TRANSACTIONS:** Signed by Philadelphia as a draft choice 7/17/06; Traded from Philadelphia to Indianapolis 3/14/12; Signed by Denver 9/18/13.



**2013:** Justice played four games for the Broncos in 2013... Made his Broncos debut vs. Ten. (12/8).

**2012:** Justice started all 12 regular-season games he played for Indianapolis as well as the team's Wild Card playoff game.

**2011:** Justice played six games (1 start), helping block for running back LeSean McCoy, who finished fourth in the NFL with 1,309 rushing yards... Helped the offensive line tie for fourth the NFL with just 32 sacks allowed.

**2010:** Justice started all 13 games he played, helping the Eagles rank fifth in rushing yards.

**2009:** Justice started all 16 games and earned a selection to the *USA Today's* All-Joe Team... Was a part of an Eagles offense that set a then-franchise-record with 429 points... Started the team's Wild Card playoff contest at Dal. (1/9).

**2008:** Justice appeared in five games (0 starts) for Philadelphia, helping the offense rank sixth in the NFL with 244.4 net passing yards per game.

**2007:** Justice played seven games (1 start) for the Eagles... Played his first NFL game at G.B. (9/9)... Made his first career start at NYG (9/30).

**2006:** Justice was drafted in the second round (39th overall) of the 2006 NFL Draft by Philadelphia... Did not appear in any games.

**COLLEGE:** Justice earned honorable mention all-conference honors as a right tackle at USC... Started at right tackle during the team's national championship season in 2003... Blocked for a pair of Heisman Trophy winners in Carson Palmer and Reggie Bush... Earned freshman All-America honors... Became USC's first true freshman to start on the offensive line since the 1996 season.

**PERSONAL:** Justice earned All-America honors at Long Beach (Calif.) Poly High School... Helped his school to a 39-1-1 record and earned three CIF Division I titles... Earned all-state honors... Registered 38 pancake blocks as a senior... Has made missionary visits to Uganda and Haiti.

### JUSTICE'S REGULAR SEASON RECORD

Year	Club	G	S
2006	Philadelphia	0	0
2007	Philadelphia	7	1
2008	Philadelphia	5	0
2009	Philadelphia	16	16
2010	Philadelphia	13	13
2011	Philadelphia	6	1
2012	Indianapolis	12	12
2013	Denver	4	0
<b>CAREER TOTALS</b>		<b>63</b>	<b>43</b>

**JUSTICE'S POSTSEASON RECORD**

<b>Year</b>	<b>Club</b>	<b>G</b>	<b>S</b>
2008	Philadelphia	3	0
2009	Philadelphia	1	1
2010	Philadelphia	1	1
2012	Indianapolis	1	1
<b>CAREER TOTALS</b>		<b>6</b>	<b>3</b>



# TERRANCE KNIGHTON 94

## DEFENSIVE TACKLE

6-3 • 335 • 5TH YR. • TEMPLE

BORN: July 4, 1986, in Hartford, Conn.

HIGH SCHOOL: Milford Academy, New Berlin, N.Y.

ACQUIRED: Unrestricted Free Agent (Jacksonville), 2013

NFL YEAR: 5th • YEAR WITH BRONCOS: 1st

NFL GAMES PLAYED/STARTED: 77/65 • POSTSEASON GP/GS: 1/1



### KNIGHTON AT A GLANCE:

- A fifth-year defensive tackle who started 65-of-77 career games during his first five NFL seasons with Jacksonville (2009-12) and Denver (2013) and totaled 293 tackles (169 solo), 10.5 sacks (66 yds.), two interceptions (-1 yds.), 10 passes defended, three forced fumbles and one fumble recovery.
- Tallied 59 quarterback pressures in his first four seasons for the Jaguars, including 57 pressures during the last three seasons to rank second on the team during that span.
- Played under Broncos Defensive Coordinator Jack Del Rio in Jacksonville from 2009-11, starting all 45 games he appeared in for the former Jaguars head coach.
- Became the first defensive lineman in Jaguars history to start all 16 games as a rookie.
- Played 46 games (34 starts) at Temple University and totaled 26 career tackles for a loss as a three-year starter for the Owls.
- Joined the Broncos as an unrestricted free agent on March 14, 2013.
- Selected by Jacksonville in the third round (72nd overall) of the 2009 NFL Draft.

**CAREER TRANSACTIONS:** Signed by Jacksonville as a draft choice 7/31/09; Signed by Denver as an unrestricted free agent 3/14/13.



**2013:** Knighton started all 16 games in his first season with the Broncos, finishing with 31 tackles, three sacks, one interception, five tackles for a loss, seven quarterback hits and one fumble recovery... Started in his Broncos debut and made two tackles with a quarterback hit vs. Bal. (9/5)... Sacked Andrew Luck for a 7-yard loss at Ind. (10/20)... Made a pair of tackles, including one sack and a team-high three QB hits vs. Was. (10/27)... Registered a sack for his third-straight game, dropping Philip Rivers for a 3-yard loss at S.D. (11/10)... Recovered his first career fumble and returned it 13 yards at N.E. (11/25)... Made his second career interception on a pass deflected by Von Miller, and returned it 2 yards vs. Ten. (12/8)... Posted three tackles and one QB hit in his playoff debut vs. S.D. (1/12).

**2012:** Knighton played all 16 games (5 starts) for the third time in his career and totaled 61 tackles (31 solo), two sacks (12 yds.), three passes defended and two forced fumbles... Ranked second on the Jaguars with 17 quarterback pressures.

**2011:** Knighton started all 13 games played and tallied 61 tackles (38 solo) and one pass defended while ranking third on the club with 17 quarterback pressures... Missed Games 9-11 with an ankle injury... Totaled 10 tackles (4 solo) at NYJ (9/18) to represent the third double-digit output of his career.

**2010:** Knighton opened all 16 games for the second consecutive season to begin his career and recorded a career-high 85 tackles (53 solo), four sacks (27 yds.), one interception (-3 yds.) and four passes defended... Ranked third on the club with 23 quarterback pressures and tied for fifth among AFC defensive tackles with his four sacks... Notched a career-best 11 tackles (9 solo) vs. Ten. (10/18)... Posted his first career interception at Dal. (10/31).

**2009:** Selected by Jacksonville in the third round (72nd overall) of the 2009 NFL Draft, Knighton became the first defensive lineman in team history to start every game as a rookie... Recorded 53 tackles (29 solo), 1.5 sacks (9 yds.), one pass defended and one forced fumble... Played every defensive snap and added four tackles in his NFL debut at Ind. (9/13).

**COLLEGE:** Knighton started three seasons at Temple University and totaled 184 tackles (105 solo), seven sacks, 26 tackles for a loss, three forced fumbles, six fumble recoveries and four blocked kicks in 46 games played (34 starts)... Accumulated at least 50 tackles in each of his final three seasons for the Owls, earning the team's defensive MVP honor as a junior and serving as a team captain his senior season.

**PERSONAL:** Knighton attended Windsor (Conn.) High School, where he was a two-year letterman at defensive end and tight end... Earned all-state honors in football as a junior and was named an All-CCC West League selection on the hardwood... Spent the 2004 season at Milford Academy in New Berlin, N.Y.... Terrance Knighton was born on July 4, 1986, in Hartford, Conn.

### KNIGHTON'S REGULAR SEASON RECORD

Year	Club	G	S	UT	A	TT	S-Yds.	I-Yds.	PD	FF	FR	TD-Int.	TD-FR	S	Pts.
2009	Jacksonville	16	16	29	24	53	1.5-9	0-0	1	1	0	0	0	0	0
2010	Jacksonville	16	16	53	34	87	4-27	1--3	4	0	0	0	0	0	0
2011	Jacksonville	13	13	38	23	61	0-0	0-0	1	0	0	0	0	0	0
2012	Jacksonville	16	4	31	30	61	2-12	0-0	3	2	0	0	0	0	0
2013	Denver	16	16	18	13	31	3-18	1-2	1	0	1	0	0	0	0
<b>CAREER TOTALS</b>		<b>77</b>	<b>65</b>	<b>169</b>	<b>124</b>	<b>293</b>	<b>10.5-66</b>	<b>2--1</b>	<b>10</b>	<b>3</b>	<b>1</b>	<b>0</b>	<b>0</b>	<b>0</b>	<b>0</b>

### KNIGHTON'S POSTSEASON RECORD

Year	Club	G	S	UT	A	TT	S-Yds.	I-Yds.	PD	FF	FR	TD-Int.	TD-FR	S	Pts.
2013	Denver	1	1	2	1	3	0-0	0-0	0	0	0	0	0	0	0
<b>CAREER TOTALS</b>		<b>1</b>	<b>1</b>	<b>2</b>	<b>1</b>	<b>3</b>	<b>0-0</b>	<b>0-0</b>	<b>0</b>	<b>0</b>	<b>0</b>	<b>0</b>	<b>0</b>	<b>0</b>	<b>0</b>

### KNIGHTON'S SINGLE-GAME HIGHS

(Postseason in parentheses)

**Tackles** — 11 vs. Tennessee, 10/18/10 (3 vs. San Diego, 1/12/14). **Sacks** — 1.5 vs. Philadelphia, 9/26/10 (none). **Sack yards** — 21.5 vs. Philadelphia, 9/26/10 (none). **Interceptions** — 1, twice, last vs. Tennessee, 12/8/13 (none). **Interception return yards** — 2 vs. Tennessee, 12/8/13 (none).

### TERRANCE KNIGHTON'S GAME-BY-GAME

(Victories asterisked)

2013 DENVER		TACKLES									
Date	Opponent	P/S	UT	A	TT	S-Yds.	I-Yds.	PD	FF	FR	
Sep 5	vs. Baltimore*	S	1	1	2	0-0	0-0	0	0	0	
Sep 15	at N.Y. Giants*	S	1	2	3	0-0	0-0	0	0	0	
Sep 23	vs. Oakland*	S	0	1	1	0-0	0-0	0	0	0	
Sep 29	vs. Philadelphia*	S	0	1	1	0-0	0-0	0	0	0	
Oct 6	at Dallas*	S	0	0	0	0-0	0-0	0	0	0	
Oct 13	vs. Jacksonville*	S	0	1	1	0-0	0-0	0	0	0	
Oct 20	at Indianapolis	S	1	1	2	1-7	0-0	0	0	0	
Oct 27	vs. Washington*	S	2	0	2	1-8	0-0	0	0	0	
Nov 10	at San Diego*	S	2	0	2	1-3	0-0	0	0	0	
Nov 17	vs. Kansas City*	S	0	2	2	0-0	0-0	0	0	0	
Nov 24	at New England	S	3	1	4	0-0	0-0	0	0	1	
Dec 1	at Kansas City*	S	2	0	2	0-0	0-0	0	0	0	
Dec 8	vs. Tennessee*	S	0	0	0	0-0	1-2	1	0	0	
Dec 12	vs. San Diego	S	4	1	5	0-0	0-0	0	0	0	
Dec 22	at Houston*	S	2	1	3	0-0	0-0	0	0	0	
Dec 29	at Oakland*	S	0	1	1	0-0	0-0	0	0	0	
<b>Regular Season Totals</b>			<b>16/16</b>	<b>18</b>	<b>13</b>	<b>31</b>	<b>3-18</b>	<b>1-2</b>	<b>1</b>	<b>0</b>	<b>1</b>
Jan 12	vs. San Diego†*	S	2	1	3	0-0	0-0	0	0	0	
<b>Postseason Totals</b>			<b>1/1</b>	<b>2</b>	<b>1</b>	<b>3</b>	<b>0-0</b>	<b>0-0</b>	<b>0</b>	<b>0</b>	<b>0</b>

†AFC Divisional Playoff Game





## CHRIS KUPER

73

### OFFENSIVE GUARD

6-4 • 303 • 8TH YR. • NORTH DAKOTA

BORN: Dec. 19, 1982, in Anchorage, Alaska

HIGH SCHOOL: A.J. Dimond High School, Anchorage, Alaska

ACQUIRED: Draft #5 (161st overall), 2006

NFL YEAR: 8th • YEAR WITH BRONCOS: 8th

NFL GAMES PLAYED/STARTED: 90/79 • POSTSEASON GP/GS: 1/1



### KUPER AT A GLANCE:

- An eighth-year offensive guard who allowed just 12 sacks in 78 career starts (67 at right guard, 11 at left guard) in his first seven NFL seasons according to Stats Inc.
- Invited to the Pro Bowl as an alternate following the 2012 season despite playing just seven games (5 starts), electing not to play in the game due to injuries that limited him during the year.
- Selected by his teammates as the recipient of the Ed Block Courage Award in 2012 after persevering through a fractured/dislocated ankle suffered in the 2011 regular-season finale and a broken forearm sustained during training camp.
- Named a first-team All-Pro selection by *The Dallas Morning News* (Rick Gosselin) in 2011 after starting all 16 regular-season games and helping the Broncos lead the league in rushing with a team-record 2,632 yards.
- Finished as the NFL's only 16-game starting guard to not allow a sack in 2008 (Stats Inc.).
- Helped the Broncos set a club record for fewest sacks allowed (12) in 2008 and rank third in the league in yards per rush (4.8) despite placing seven running backs on injured reserve.
- Started the Broncos' final 11 games in 2007 at left guard after seeing time in one game with the club as a rookie in 2006.
- Received All-America honors from the Associated Press in each of his final two seasons at the University of North Dakota, where he logged his first 29 career starts at right guard before switching to left tackle early in his senior year.
- Selected by the Broncos in the fifth round (161st overall) of the 2006 NFL Draft.

**CAREER TRANSACTIONS:** Signed by Denver as a draft choice 7/27/06. Placed on injured reserve by Denver 1/3/12.



**2013:** Kuper played four games with one start for the Broncos in 2013... Made his 2013 debut, playing nine snaps on special teams at Dal. (10/7)... Played 28 snaps at right guard after tackle Orlando Franklin left the game with an injury and Louis Vasquez moved from right guard to right tackle vs. Jac. (10/13)... Made his first start of the season at Ind. (10/20).

**2012:** Kuper played seven regular-season contests (5 starts) and one playoff game (1 start), missing time during the season due to forearm and ankle injuries... Named a second alternate to the AFC Pro Bowl roster and was invited to play in the league's annual all-star game before declining due to injury... Voted by his teammates as Denver's Ed Block Courage Award winner... Made his season debut on special teams at N.E. (10/7) after missing the team's first four games with a forearm injury... Started his first game of the year and played every offensive snap at S.D. (10/15).

**2011:** Kuper opened all 16 regular-season games for the second time in his career and helped the Broncos lead the NFL in rushing with a team-record 2,632 yards on the ground... Named a first-team All-Pro selection by *The Dallas Morning News* (Rick Gosselin)... Injured his ankle in Denver's season finale vs. K.C. (1/1) and missed the postseason.

### KUPER HOLDS OPPONENTS WITHOUT A SACK IN 2008

#### FEWEST SACKS ALLOWED, 16-GAME STARTING GUARDS, NFL, 2008 (Stats Inc.)

	Player	Yr.	Pos.	GP	GS	Sacks
1.	Chris Kuper, Den.	3rd	RG	16	16	0.0
2.	Jake Scott, Ten.	5th	RG	16	16	0.5
3.	Chris Snee, NYG	5th	RG	16	16	1.0
	Brian Waters, K.C.	9th	LG	16	16	1.0

**2010:** Kuper opened 15 contests at right guard for the second consecutive season, anchoring an interior offensive line that featured 34 starts by rookie or first-year players... Missed Week 2 vs. Sea. (9/19) due to a knee/ankle injury.

**2009:** Kuper started the Broncos' final 15 games of the year at right guard... Missed the season opener at Cin. (9/13) with an ankle injury.

**2008:** Kuper started all 16 games at right guard for Denver and was the only 16-game starting guard in the NFL to not allow a sack according to Stats Inc.... Helped the Broncos set a franchise record for fewest sacks allowed with 12 that tied for the fewest in the NFL... Blocked for a Denver offense that ranked third in the NFL in yards per rush (4.8) despite placing a league-high seven running backs on injured reserve... Part of a Broncos offense that was second in the league and first in the AFC in both yards per game (395.8) and yards per play (6.2).

**2007:** Kuper played on special teams in the Broncos' first five games of the season before starting the club's final 11 contests at left guard... Became a starter in Denver's sixth game of the year in place of Chris Myers, who moved from left guard to center to take over for an injured Tom Nalen... Helped the Broncos rank sixth in the NFL in yards per rush (4.4) during his 11 games as a starter.

**2006:** Selected by the Broncos in the fifth round (161st overall) of the 2006 NFL Draft, Kuper played on special teams in one game... Declared inactive for the first 11 games of the season before dressing but not playing in the following two contests... Made his NFL debut on special teams at Ari. (12/17).

**COLLEGE:** Kuper was a three-year starter at the University of North Dakota who received All-America honors from the Associated Press in each of his final two seasons... Played 48 career games (41 starts) at UND with the first 29 coming at right guard before he switched to left tackle early in his senior season... Earned his second consecutive Most Valuable Offensive Lineman award from the North Central Conference and was a first-team All-American (AP) and all-conference choice as a 13-game starter during his senior campaign... Nominated for the Gene Upshaw Award, presented to the best offensive or defensive lineman in Division II, as a first-team All-American during his senior year in 2005... Received second-team All-America recognition (AP) and the NCC Most Valuable Offensive Lineman award as a 14-game starter during his junior campaign.

**PERSONAL:** Kuper was an all-state selection as a two-way lineman at A.J. Dimond High School in Anchorage, Alaska... Contributed 119 tackles (65 solo) and 10 sacks during his senior campaign... Recognized as an all-conference choice on offense and defense following his junior and senior seasons while being named the conference's Most Valuable Lineman as a senior... Helped his high school reach the state championship as a junior... Was one of only two Division II players invited to play in the East-West Shrine Game... Majored in communications at North Dakota... Married Cynthia during the offseason leading up to the 2009 season... Chris Kuper was born on Dec. 19, 1982, in Anchorage, Alaska.

#### KUPER'S REGULAR SEASON RECORD

Year	Club	G	S
2006	Denver	1	0
2007	Denver	16	11
2008	Denver	16	16
2009	Denver	15	15
2010	Denver	15	15
2011	Denver	16	16
2012	Denver	7	5
2013	Denver	4	1
<b>CAREER TOTALS</b>		<b>90</b>	<b>79</b>

**ADDITIONAL STATISTICS:** Miscellaneous tackles — 2007 (2), 2008 (1), 2009 (1), 2011 (1), 2012 (2), TOTAL (7). Fumbles — 2008 (1FR), 2011 (1FR), TOTAL (2FR).

#### KUPER'S POSTSEASON RECORD

Year	Club	G	S
2012	Denver	1	1
<b>CAREER TOTALS</b>		<b>1</b>	<b>1</b>



## PARIS LENON

51

LINEBACKER

6-2 • 240 • 12TH YR. • RICHMOND

BORN: Nov. 26, 1977, in Lynchburg, Va.

HIGH SCHOOL: Heritage (Va.) High School

ACQUIRED: College Free Agent, 2008

NFL YEAR: 12th • YEAR WITH BRONCOS: 1st

NFL GAMES PLAYED/STARTED: 189/128 • POSTSEASON GP/GS: 5/1



### LENON AT A GLANCE:

- A 12th-year linebacker who played 189 games (128 starts) and made 923 tackles with 12 sacks, five interceptions, 34 pass breakups, 10 forced fumbles and six fumble recoveries in his first 12 seasons with Green Bay (2002-04), Detroit (2006-08), St. Louis (2009), Arizona (2010-12) and Denver (2013).
- Started all 16 games six total seasons in his career.
- Topped the 100-tackle mark in 2012 for the third consecutive season and fifth time in his career.
- Voted as the Cardinals' Steve Schoenfeld Good Guy Award recipient by the Arizona PFWA members in 2012.
- Elected as a Cardinals team captain in 2011 and '12.
- Collected a career-high 161 tackles with Detroit in 2007 to mark the seventh-highest total in franchise history.
- Played for the Memphis Maniax of the XFL in 2001.
- After being waived by the Carolina Panthers in 2000, worked in the United States Postal Service automation department while waiting for his next chance to break into the NFL.
- Entered the NFL with Carolina as a college free agent on April 26, 2000.
- Joined the Broncos as a free agent on Aug. 20, 2013.

**CAREER TRANSACTIONS:** Signed as an undrafted free agent by Carolina 4/26/00. Released by Carolina 6/9/00. Signed as a free agent by Green Bay 4/26/01. Released by Green Bay 7/24/01. Signed as a free agent by the Seattle Seahawks 8/16/01. Released by Seattle 8/27/01. Signed to Green Bay (practice squad) 12/27/01. Signed by Green Bay to a future contract 1/25/2002. Allocated by Green Bay to Amsterdam Admirals of NFL Europe 2/8/2002. Signed as an unrestricted free agent by the Detroit Lions 3/22/06. Signed by New England 5/27/09. Released by New England 9/5/09. Signed by St. Louis 9/16/09. Signed by Arizona 3/15/10. Signed by Denver 8/20/13.



**2013:** Lenon played 14 games (6 starts) in his first season with the Broncos, finishing with 20 tackles and two pass breakups... Made his first start as a Bronco and picked up his first tackle of the season vs. Jac. (10/13)... Tied for second on the team with eight tackles and added two pass breakups at Ind. (10/20)... Made one tackle in his first career postseason start vs. S.D. (1/12).

**2012:** Lenon, who was voted as a team captain for the second straight season, started all 16 games for the third consecutive season with Arizona... Ranked second on the team with 106 tackles (89 solo) to mark the third season in a row that he topped the 100-tackle mark... Lenon finished with two sacks, one interception, five pass breakups, one forced fumble and one fumble recovery... Two of his tackles came behind the line of scrimmage and he was credited with nine quarterback pressures on the year... Both of his sacks came in the season opener vs. Sea. (9/9), a game in which he also recovered a fumble... Intercepted a pass at Min. (10/21).

**2011:** Lenon was elected as a team captain and started all 16 games for the second consecutive season with Arizona... Ranked second on the club with 203 tackles and registered a career-best three sacks... had a team-leading eight tackles, a half-sack and two QB pressures vs. Car. (9/11)... Recorded five tackles, one QB pressure, and shared a sack at Bal. 10/30 in his 150th career game... Tied for the team lead with a season-high 10 tackles, including seven solo tackles, vs. Stl. (11/6)... Recorded first full sack of the season, taking down Michael Vick in the first quarter at Phi. (11/13) and also had three tackles, including one for loss, one QB pressure and one pass defended... Matched a career high with a team-leading 10 solo tackles at S.F. (11/20) in his 100th career start... Recorded seven tackles and recovered a fumble after Sam Acho's sack of Sam Bradford in the first quarter at Stl. (11/27)... Collected a sack vs. Dal. (12/4) to go with five tackles, including one for loss, and one QB pressure...

**2010:** Lenon started all 16 games in first season with Arizona and led the team with 127 tackles... Established or matched career highs in interceptions (2), sacks (2) and passes defended (6)... Registered a team-high 11 tackles, including nine solo tackles, and one pass defended at Atl. (9/19)... Recorded eight tackles, one sack, one interception, one pass defended and a team-high three tackles for loss vs. Oak. (9/26) with his sack and interception.

tion coming on consecutive plays: the sack came on a third-and-12 to force a punt and the interception came on the first play of the Raiders' next drive to mark his first career game with both a sack and an interception... Led the club with 11 tackles as well as one tackle for loss and one pass defended at S.D. (10/3)... Posted five tackles, one pass defended and intercepted Drew Brees at the Saints 4-yard line vs. N.O. (10/10)... Totaled five tackles and one forced fumble vs. T.B. (10/31)... Led the team with 11 tackles and one tackle for loss vs. Stl. (12/5)... Paced the club with six tackles, two tackles for loss and two passes defended in the season finale at S.F. (1/2).

**2009:** Lenon appeared in 15 games (10 starts) for the Rams... Ranked among the team's linebackers with 44 tackles and tied for club lead with three forced fumbles... Registered a season-high seven tackles at Jac. (10/18)... Recorded three tackles and a forced fumble vs. Sea. (11/29)... Forced a fumble for the second-straight game at Chi. (12/6)... Posted three tackles, a pass defended and a forced fumble vs. Hou. (12/20).

**2008:** For the third consecutive season, Lenon started all 16 games at middle linebacker for the Lions... Totaled 146 tackles, 1.5 sacks, two forced fumbles and tied a career-high with two fumble recoveries... Posted a then season-high 11 tackles (five solo) vs. Chi. (10/5)... Notched his first sack of the season when he took down Vikings QB Gus Frerotte at Min. (10/12)... Recorded nine tackles and recovered a fumble vs. Was. (10/26)... Tallied seven tackles, his second fumble recovery of the season and one pass defended at Car. (11/16)... Led Detroit with 12 tackles vs. Ten. (11/27)... Led the club with 13 tackles, established a career-high with two forced fumbles and added a half-sack vs. Min. (12/7)... Set a career-high with 17 tackles, (10 solo) at Ind. (12/14).

**2007:** Lenon started all 16 games for Detroit for the second-straight year, and finished second on the team with a career-high 161 tackles (101 solos), with that total marking the seventh-highest in Lions history... Recorded eight games with at least 10 tackles... Made six tackles and sacked Eagles QB Kevin Kolb, forcing a fumble at Phi. (9/23)... Totaled 12 tackles and recorded his second sack in as many games when he took down Brian Griese in the fourth quarter vs. Chi. (9/30)... Tied a then career-high with 14 tackles (eight solos) vs. T.B. (10/21)... Made a team-high 14 tackles (10 solo) at Chi. (10/28)... Tallied nine tackles and forced a Brandon Jacobs fumble in the third quarter vs. NYG (11/18)... Made seven tackles and intercepted QB Brodie Croyle in the second quarter, returning it 61 yards for his first career TD vs. K.C. (12/23).

**2006:** Lenon started all 16 games for the first time in his career, splitting time at strongside and middle linebacker for the Lions... Ranked second on the team with 97 tackles (60 solo) with one interception, three passes defended, two fumble recoveries and four special-teams tackles... Recovered his first fumble of the season in the second quarter vs. G.B. (9/24)... Picked up his first career interception when he stepped in front of a Brett Favre pass in the third quarter at G.B. (12/17)... Tied his season high with nine tackles and recovered a Tony Romo fumble in the third quarter at Dal (12/31).

**2005:** Lenon appeared in all 16 games (12 starts) for the Packers... All 12 starts came at outside linebacker, where he was part of a unit that ranked seventh in the NFL in total defense... Tallied 79 tackles (47 solos), 1.5 sacks, five passes defended and one forced fumble... Combined with DT Grady Jackson to drop Daunte Culpepper for his first career sack at Min. (10/23)... Recorded his first career solo sack and first career forced fumble on the same play, taking down Carson Palmer in the first quarter at Cin. (10/30)... Posted a season-high eight tackles (7 solos) with one pass defended vs. Chi. (12/25).

**2004:** Lenon played all 16 games (4 starts) for Green Bay during the regular season and also appeared in the team's Wild Card contest... Made his first career start in the season opener at Car. (9/13) and suffered a broken thumb in the game... Appeared in the next four games (1 start) despite wearing a cast... Started and made a then career-high 12 tackles and recorded his first career pass defended vs. Det. (12/12)... Played in the Wild Card matchup vs. Min. (1/9).

**2003:** Lenon appeared in all 16 regular-season games (0 starts) with the Packers for the second straight year, while also playing both postseason games... Ranked second on the team with 16 special-teams tackles... Recorded two special-teams tackles and one tackle on defense at Stl. (10/19)... Made a season-high four tackles in the season finale vs. Den (12/28)... Recorded two special-teams tackles in the Wild Card matchup vs. Sea. (1/4)... Played, but did not record any statistics in the Divisional matchup at Phi. (1/11).

**2002:** Lenon played all 16 games (0 starts) and one postseason contest for the Packers, leading the team with 22 special-teams tackles during the regular season, which was the highest total by a Green Bay player in 12 years and the fourth-highest total in franchise history at that time... Established a career high with four special-teams tackles at Det. (9/22)... Recorded his first tackle on defense and added two special-teams tackles vs. Car. (9/29)... Appeared in the Wild Card matchup but did not record any statistics vs. Atl. (1/4)... Was allocated to NFL Europe by the Packers, where he started all 10 games for the Amsterdam Admirals and led the team with 50 tackles, while also totaling two interceptions and five passes defended prior to the 2002 NFL season.

**2001:** Lenon signed to the Packers practice squad on Dec. 27, where he spent the remainder of the season and postseason... Played the 2001 XFL season with the Memphis Maniax and saw action in four games, collecting 14 tackles.

**COLLEGE:** Lenon was a three-year starter and four-year letterman at the University of Richmond, where he appeared in 45 games (24 starts) during his collegiate career... Totaled 320 tackles, 12 sacks, four forced fumbles, two fumble recoveries, 10 passes defended and one interceptions for the Spiders... Named All-Atlantic 10 Conference in both 1998 (1st-team) and 1999 (2nd-team)... Finished second on the team in tackles in his sophomore (1997) and junior (1998) seasons... Returned a blocked FG 80 yards for a TD against Northeastern during his sophomore season... Played primarily on special teams as a redshirt freshman in 1996.

**PERSONAL:** Lenon earned Western Virginia district Defensive Player of the Year honors as a senior at Heritage High School in Lynchburg, Va.... Also earned two letters in football and basketball and one in baseball... Has studied martial arts, including Muay Thai and American karate... Called "Mike" by his family (his middle name is Michael) to distinguish him from his father and his grandfather, who are also named Paris... His father, Paris, played basketball at North Carolina Central from 1964-68... Paris Michael Lenon was born on Nov. 26, 1977 in Lynchburg, Va.

### LENON'S REGULAR SEASON RECORD

Year	Club	G	S	UT	A	TT	S-Yds.	I-Yds.	PD	FF	FR	TD-Int.	TD-FR	S	Pts.
2002	Green Bay	16	0	3	1	4	0-0	0-0	0	0	0	0	0	0	0
2003	Green Bay	16	0	5	3	8	0-0	0-0	0	0	0	0	0	0	0
2004	Green Bay	16	4	17	11	28	0-0	0-0	1	0	0	0	0	0	0
2005	Green Bay	16	12	47	32	79	1.5-9.5	0-0	5	1	0	0	0	0	0
2006	Detroit	16	16	60	37	97	0-0	1-0	3	0	2	0	0	0	0
2007	Detroit	16	16	101	60	161	2-16	1-61	4	2	0	1	0	0	6
2008	Detroit	16	16	98	48	146	1.5-6	0-0	3	2	2	0	0	0	0
2009	St. Louis	15	10	25	19	44	0-0	0-0	1	3	0	0	0	0	0
2010	Arizona	16	16	97	30	127	2-14	2-12	6	1	0	0	0	0	0
2011	Arizona	16	16	70	33	103	3-17.5	0-0	4	0	1	0	0	0	0
2012	Arizona	16	16	89	17	106	2-13	1-0	5	1	1	0	0	0	0
2013	Denver	14	6	14	6	20	0-0	0-0	2	0	0	0	0	0	0
<b>CAREER TOTALS</b>		<b>189</b>	<b>128</b>	<b>626</b>	<b>297</b>	<b>923</b>	<b>12-76</b>	<b>5-73</b>	<b>34</b>	<b>10</b>	<b>6</b>	<b>1</b>	<b>0</b>	<b>0</b>	<b>6</b>

**ADDITIONAL STATISTICS:** Special teams tackles — 2002 (22), 2003 (16), 2006 (4), 2013 (2) TOTAL (44).

### LENON'S POSTSEASON RECORD

Year	Club	G	S	UT	A	TT	S-Yds.	I-Yds.	PD	FF	FR	TD-Int.	TD-FR	S	Pts.
2002	Green Bay	1	0	0	0	0	0-0	0-0	0	0	0	0	0	0	0
2003	Green Bay	2	0	0	0	0	0-0	0-0	0	0	0	0	0	0	0
2004	Green Bay	1	0	0	0	0	0-0	0-0	0	0	0	0	0	0	0
2013	Denver	1	1	1	0	1	0-0	0-0	0	0	0	0	0	0	0
<b>CAREER TOTALS</b>		<b>5</b>	<b>1</b>	<b>1</b>	<b>0</b>	<b>1</b>	<b>0-0</b>	<b>0-0</b>	<b>0</b>	<b>0</b>	<b>0</b>	<b>0</b>	<b>0</b>	<b>0</b>	<b>0</b>

**ADDITIONAL STATISTICS:** Special teams tackles — 2003 (2), TOTAL (2).

### LENON'S SINGLE-GAME HIGHS

(Postseason in parentheses)

**Tackles** — 17 at Indianapolis, 12/14/08 (none). **Interceptions** — 1, five times, last at Minnesota, 10/21/12 (none). **Interception return yards** — 61t vs. Kansas City, 12/23/07 (none). **Sacks** — 2 vs. Seattle, 9/9/12 (none). **Sack yards** — 13 vs. Seattle, 9/9/12 (none). **Pass breakups** — 3 at Philadelphia, 11/27/05 (none). **Forced fumbles** — 2 vs. Minnesota, 12/7/08 (none). **Fumble recoveries** — 1, six times, last vs. Seattle, 9/9/12 (none). **Special-teams tackles** — 4 at Detroit, 9/22/02 (2 vs. Seattle, 1/14/04).


### PARIS LENON'S GAME-BY-GAME

(Victories asterisked)

2013 DENVER		TACKLES									
Date	Opponent	P/S	UT	A	TT	S-Yds.	I-Yds.	PD	FF	FR	
Sep 5	vs. Baltimore*	P	1	0	1	0-0	0-0	0	0	0	
Sep 15	at N.Y. Giants*	P	0	0	0	0-0	0-0	0	0	0	
Sep 23	vs. Oakland*	P	0	0	0	0-0	0-0	0	0	0	
Sep 29	vs. Philadelphia*										
Oct 6	at Dallas*										
Oct 13	vs. Jacksonville*	S	1	0	1	0-0	0-0	0	0	0	
Oct 20	at Indianapolis	S	3	5	8	0-0	0-0	2	0	0	
Oct 27	vs. Washington*	P	0	0	0	0-0	0-0	0	0	0	
Nov 10	at San Diego*	P	0	0	0	0-0	0-0	0	0	0	
Nov 17	vs. Kansas City*	P	0	0	0	0-0	0-0	0	0	0	
Nov 24	at New England	P	0	0	0	0-0	0-0	0	0	0	
Dec 1	at Kansas City*	P	0	0	0	0-0	0-0	0	0	0	
Dec 8	vs. Tennessee*	S	2	1	3	0-0	0-0	0	0	0	
Dec 12	vs. San Diego*	S	2	0	2	0-0	0-0	0	0	0	
Dec 22	at Houston*	S	3	0	3	0-0	0-0	0	0	0	
Dec 29	at Oakland*	S	2	0	2	0-0	0-0	0	0	0	
<b>Regular Season Totals</b>			<b>14/6</b>	<b>14</b>	<b>6</b>	<b>20</b>	<b>0-0</b>	<b>0-0</b>	<b>2</b>	<b>0</b>	<b>0</b>
<b>ADDITIONAL STATISTICS:</b> Special teams tackles — 2.											
Jan 12	vs. San Diego†	S	1	0	1	0-0	0-0	0	0	0	
<b>Postseason Totals</b>			<b>1/1</b>	<b>1</b>	<b>0</b>	<b>1</b>	<b>0-0</b>	<b>0-0</b>	<b>0</b>	<b>0</b>	<b>0</b>

†AFC Divisional Playoff Game





# PEYTON MANNING

18

## QUARTERBACK

6-5 • 230 • 16TH YR. • TENNESSEE

**BORN:** March 24, 1976, in New Orleans

**HIGH SCHOOL:** Isidore Newman High School, New Orleans

**ACQUIRED:** Free Agent, 2012

**NFL YEAR:** 16th • **YEAR WITH BRONCOS:** 2nd

**NFL GAMES PLAYED/STARTED:** 240/240 • **POSTSEASON GP/GS:** 21/21



### MANNING AT A GLANCE:

- A 16th-year player and the NFL's only four-time MVP whose 13 Pro Bowl selections are the most by a quarterback in league history.
- Ranks second all-time in passing touchdowns (491), yards (64,964) and completions (5,532) and is third in attempts (8,452).
- Set NFL single-season records in passing yards (5,477) and touchdown passes in 2013.
- Totaled the second-most wins (167) by a quarterback in NFL annals, including a league-record 12 double-digit victory seasons.
- Named NFL Comeback Player of the Year by the Associated Press and finished as the runner-up for MVP following his first season with the Broncos in 2012 in which he led the team to its second consecutive AFC West title and the AFC's No. 1 seed.
- Set Broncos single-season records in nearly every major passing category in 2013, including completions (450), attempts (659), passing yards (5,477), touchdown passes (55) and quarterback rating (115.1).
- Selected to the NFL's All-Decade Team for the 2000s as chosen by the Pro Football Hall of Fame Selection Committee.
- Voted Super Bowl XLI MVP (2006 season) after leading the Colts to their first World Championship since 1970 in a 29-17 win over the Bears.
- Totaled an NFL-record eight 300-yard passing games in 20 playoff games in addition to tying for the second-most postseason completions (481) and ranking fourth in both passing yards (5,679) and touchdowns (32).
- Named AFC Offensive Player of the Week on 25 occasions while being selected as AFC Offensive Player of the Month eight times.
- Threw for 300 yards in 92 total games (72 reg. season, 8 postseason) and three or more touchdowns in 89 combined games (83 reg. season, 6 postseason) to represent league records in both categories.
- Owns the most 4,000-yard passing seasons (13) in NFL history and is the only player to throw for more than 3,000 yards in his first 13 professional seasons.
- Recorded at least a .500 record against 28 of the 31 NFL teams he has faced during his career.
- Received the Byron "Whizzer" White Humanitarian Award in 2005 and was named the Walter Payton NFL Man of the Year in 2005.
- His jersey No. 18 is technically retired by the Broncos, but former quarterback Frank Tripucka gave Manning his blessing to wear the number.
- Started 45-of-48 games at the University of Tennessee and left college with 33 school records, eight Southeastern Conference marks and two NCAA standards.
- Led the Volunteers to an SEC Championship as a senior in 1997 and finished as the Heisman trophy runner-up and a consensus All-American.
- Joined the Broncos as an unrestricted free agent on March 20, 2012.
- Selected by Indianapolis in the first round (1st overall) of the 1998 NFL Draft.

**CAREER TRANSACTIONS:** Signed by Indianapolis as a draft choice 7/29/98; Released by Indianapolis 3/7/12; Signed by Denver 3/20/12.



### 18's TROPHY CASE

**NFL MVP (4)** ..... 2003-04, '08-09  
**Super Bowl XLI MVP** ..... 2006  
**All-Decade Team** ..... 2000s  
**Pro Bowls (13)** .. 1999-2000, '02-10, '12-13  
**Pro Bowl MVP** ..... 2004  
**All-Pro (1st Team) (7)** .. 2003-05, '08-09, '12-13  
**All-Pro (2nd Team) (3)** .. 1999-2000, '06  
**Comeback Player of the Year** .... 2012

**2013:** Manning earned his 13th Pro Bowl and seventh first-team All-Pro selection after setting NFL single-season records in touchdown passes (55) and passing yards (5,477), while tying for the second-most completions (450) in a single season. Started all 16 games and finished the season completing 450-of-659 passes (68.3 pct.) for 5,477 yards, 55 touchdowns, 10 interceptions for a passer rating of 115.1... Named AFC Offensive Player of

**MANNING NAMED NFL MOST VALUABLE PLAYER FOUR TIMES**

**MOST NFL MOST VALUABLE PLAYER AWARDS, NFL HISTORY**

<b>Player</b>	<b>MVPs</b>	<b>Years Selected</b>
1. <b>Peyton Manning</b>	<b>4</b>	<b>2003-04, '08-09</b>
2. Brett Favre	3	1995-97
Johnny Unitas	3	1959, '64, '67
Jim Brown	3	1957-58, 1965
5. Tom Brady	2	2007, '10
Kurt Warner	2	1999, 2001
Steve Young	2	1992, '94
Joe Montana	2	1989-90

the Month for September and December... Tied an NFL record with seven touchdown passes, becoming just the second player in league history to throw seven touchdown pass with zero interceptions in a game in Denver's season-opening win vs. Bal. (9/5)... Completed 27-of-42 passes for 462 yards with the yardage total representing the second highest of his career and tying for the third highest single-game total in Broncos history... Threw for 307 yards with two touchdowns with zero interceptions at NYG (9/15) to become the first player in NFL history to throw for nine touchdowns without an interception in the first two games of a season... Set an NFL record with 12 touchdown passes through three games after tossing three scores on *Monday Night Football* vs. Oak. (9/23), while setting a career-high and Broncos franchise record with a .865 completion percentage (32-of-37 passing)... Turned in his 24th career four-touchdown game to set a new league record, while finishing 28-of-34 for 327 yards with a 146.0 rating vs. Phi. (9/29)... Passed Dan Marino for second place on the NFL's all-time passing yardage list after passing for 414 yards and four touchdowns at Dal. (10/6)... Passed Marino for second place on the NFL's career leaderboard for games with a touchdown pass (204) after completing 28-of-42 passes for 295 yards with a pair of touchdowns vs. Jac. (10/13)... Completed 29-of-49 passes for 386 yards with three touchdowns and one interception in his first career game at Ind. (10/20)... Engineered his 50th career game-winning drive in the fourth quarter or overtime, extending his NFL record in that category vs. Was. (10/27)... Threw for 330 yards and four touchdowns at S.D. (11/10) to continue his historic pace with the most passing yards through nine games and tying for most touchdown passes through nine games... Threw his 71st touchdown pass as a Bronco, tying for third place all-time vs. K.C. (11/17)... Broke his own Broncos single-season touchdown record after throwing for 403 yards with five touchdowns at K.C. (12/1) to increase his season total to 41 touchdown passes... Set a franchise record with 39 completions and established a career high while tying the Broncos' all-time single-game record with 59 attempts, finishing with 397 yards and four touchdowns to become the first player in at least 15 years to throw for at least four touchdowns with zero interceptions in a game with a temperature below 20 degrees vs. Ten. (12/8)... Moved into fourth place on the NFL's single-season passing touchdown list with a pair of touchdown passes vs. S.D. (12/12), bringing his season total to 47... Threw for 400 yards and four touchdowns to set a new NFL single-season passing touchdown mark at Hou. (12/22)... Broke the NFL's single-season passing yardage record after completing 25-of-28 passes for 266 yards with four touchdowns and zero interceptions for a 145.8 QB rating with that 89.3 completion percentage marking the second-highest figure for a single game in NFL history among players who attempted as many passes as he did at Oak. (12/29)... Completed 25-of-36 passes for 230 yards and two touchdowns with one interception in Denver's Divisional Round win vs. S.D. (1/12).

**2012:** Manning started all 16 games in his first season as a Bronco and set franchise single-season records in nearly every major passing category, including completions (400), completion percentage (68.6), passing yards (4,659), touchdown passes (37) and quarterback rating (105.8)... Earned NFL Comeback Player of the Year and first-team All-Pro accolades from the Associated Press in addition to finishing as runner-up for league MVP... Selected to his 12th career Pro Bowl to set an NFL record for quarterbacks... Became the third (and fastest) player to 400 career touchdowns with his 71-yard scoring pass to wide receiver Demaryius Thomas in Denver's season-opening 31-19 win vs. Pit. (9/9)... Passed John Elway for third place in all-time pass attempts at Atl. (9/17)... Threw for 330 yards vs. Hou. (9/23) to mark his 64th career 300-yard game, setting an NFL record... Earned AFC Offensive Player of the Week honors as he led the Broncos back from a 24-point deficit to defeat the Chargers, throwing for 309 yards on 24-of-30 passing with three touchdowns and one interception at S.D. (10/15)... Became the second quarterback (Steve Young, 1998) to throw for 300 yards with three touchdowns in four consecutive games after completing 22-of-30 passes for 305 yards with three touchdowns vs. N.O. (10/28)... Led his 48th career game-winning drive in the fourth quarter or overtime to set an NFL record in Denver's 31-23 win at Cin. (11/4)... Moved into second place all time with his 149th win and secured his 14th season with at least 25 touchdown passes after throwing for two scores at K.C. (11/25)... Passed Marino for second all-time in completions and became the Broncos single-season franchise leader with his 28th touchdown pass of the season vs. T.B. (12/2)... Completed his 5,000th career pass, finishing 26-of-36 for 310 yards with one touchdown and one

**MANNING SELECTED TO A DOZEN PRO BOWLS**

**MOST PRO BOWL SELECTIONS BY A QUARTERBACK, NFL HISTORY**

<b>Player</b>	<b>No.</b>	<b>Years Selected</b>
1. <b>Peyton Manning</b>	<b>13</b>	<b>1999-2000, '02-10, '12</b>
2. Brett Favre	11	1992-93, '95-97, '2001-03, '07-09
3. John Elway	9	1986-89, '91-94, '96-98
Dan Marino	9	1983-87, '91-92, '94-95
Warren Moon	9	1988-95, '97



interception at Oak. (12/6)... Became the first quarterback in the Super Bowl era to achieve nine 11-win seasons with Denver's 34-17 victory at Bal. (12/16)... Tied Brett Favre with his 72nd game with three-or-more passing touchdowns vs. Cle. (12/23)... Threw three touchdowns in Denver's AFC Divisional Playoff Game vs. Bal. (1/12) to tie Dan Marino for the fourth-most passing touchdowns (32) in playoff annals.

**2011:** Manning was inactive for all 16 regular-season games with a neck injury, ending his NFL-record streak of 208 consecutive starts to begin his career.

**2010:** Manning opened all 16 games for the 13th consecutive season and totaled Colts franchise marks and career highs in attempts (679), completions (450) and passing yards (4,700) while adding 33 touchdowns and 17 interceptions (91.9 rtg.)... Selected to his 11th career Pro Bowl to tie Brett Favre for the NFL record by a quarterback... Led the NFL in both completions and attempts... Set career bests in attempts (57) and completions (40) in the Colts' season opener at Hou. (9/12)... Opened the season with a career-best three consecutive games with at least three touchdowns and no interceptions... Completed 25-of-35 passes (71.4%) for 319 yards with two touchdowns (118.6 rtg.) at Ten. (12/9) to earn AFC Player of the Week honors... Connected on 18-of-26 passes (69.2%) for 225 yards with one touchdown (108.7 rtg.) in Indianapolis' Wild Card Playoff Game vs. NYJ (1/8).

**2009:** Manning won his second consecutive NFL Most Valuable Player award and NFL-record fourth MVP honor overall after opening all 16 games and completing 393-of-571 passes (68.8%) for 4,500 yards with 33 touchdowns and 16 interceptions (99.9 rtg.)... Earned his 10th career Pro Bowl selection and was named first-team All-Pro by the Associated Press for the fifth time... Became the first quarterback in NFL history to throw for 40,000 yards in a decade... Opened three postseason contests and completed 87-of-128 passes (68.0%) for 956 yards with six touchdowns and two interceptions (99.0 rtg.) while leading the Colts to their second Super Bowl in four seasons... Named AFC Offensive Player of the Month for September after passing for 983 yards and seven touchdowns while posting a 117.7 rating.

**2008:** Manning opened all 16 games and was named NFL Most Valuable Player for the third time after completing 371-of-555 passes (66.8%) for 4,002 yards with 27 touchdowns and 12 interceptions (95.0 rtg.) in the regular season... Named to his ninth career Pro Bowl and earned first-team All-Pro accolades from the Associated Press... Selected as AFC Offensive Player of the Week after completing 19-of-28 passes (67.9%) for 271 yards and three touchdowns (134.7 rtg.) in a win vs. Bal. (10/12)... Started Indianapolis' AFC Wild Card Game at S.D. (1/3) and completed 25-of-42 passes (59.5%) for 310 yards with one touchdown (90.4 rtg.).

**2007:** Manning started all 16 games and was named to the eighth Pro Bowl of his career after completing 337-of-515 passes (65.4%) for 4,040 yards with 31 touchdowns and 14 interceptions (98.0 rtg.)... Had a personal-best streak of 190 passes without an interception snapped at Ten. (9/16)... Connected on 20-of-29 passes (69.0%) for 288 yards with four touchdowns and one interception (126.1 rtg.) vs. Jac. (12/2) to earn AFC Player of the Week honors... Opened the Colts' AFC Divisional Playoff Game vs. S.D. (1/13) and completed 33-of-48 passes (68.8%) for 402 yards with three touchdowns and two interceptions (97.7 rtg.).

**2006:** Manning played all 16 regular-season games during Indianapolis' Super Bowl season, completing 362-of-557 passes (65.0%) for 4,397 yards with 31 touchdowns and a career-low nine interceptions (101.0 rtg.)... Tied a career high with four rushing touchdowns and was named to his seventh Pro Bowl... Completed 97-of-153 passes (63.4%) for 1,034 yards with three touchdowns and seven interceptions (70.5 rtg.) in four postseason contests... Earned AFC Offensive Player of the Week honors after his performances vs. Hou. (9/17), vs. Was. (10/22), vs. Cin. (12/18) and vs. Mia. (12/31)... Named Offensive Player of the Month for October... Directed the Colts to 32 second-half points in the AFC Championship Game vs. N.E. (1/21) to give Indianapolis a 38-34 come-from-behind win against the Patriots... Completed 25-of-38 passes (65.8%) for 247 yards with one touchdown and one interception (81.8 rtg.) in Indianapolis' 29-17 win in Super Bowl XLI vs. Chi. (2/4) to become the first Colts player to earn Super Bowl MVP honors.

**2005:** Manning was named to his sixth career Pro Bowl and earned first-team All-Pro honors from the Associated Press for the third consecutive season after starting all 16 games and completing 305-of-453 passes (67.3%) for 3,747 yards with 28 touchdowns and 10 interceptions (104.1 rtg.)... Named AFC Player of the Week after connecting on 28-of-37 passes (75.7%) for 321 yards with three touchdowns and one interception (117.1 rtg.) at N.E. (11/7)... Opened the Colts' AFC Divisional Playoff Game vs. Pit. (1/15) and completed 22-of-38 passes (57.9%) for 290 yards with one touchdown (90.9 rtg.)... Named the 2005 Walter Payton Man of the Year.

**2004:** Manning earned NFL MVP honors and Associated Press first-team All-Pro accolades for the second consecutive season, opening all 16 contests and completing 336-of-497 passes (67.6%) for 4,557 yards with 49 touchdowns and just 10 interceptions... Set NFL records for single-season touchdowns (49) and quarterback rating (121.1)... Started two playoff games and completed 54-of-75 passes (72.0%) for 696 yards with four touchdowns and two interceptions (107.4 rtg.)... Named AFC Offensive Player of the Week on four occasions, including a six-touchdown performance at Det. (11/25) that also marked an NFL record with his fifth consecutive game with four scoring passes... Earned AFC Offensive Player of the Month honors for November... Totaled the second-highest passing total in NFL postseason history in the Colt's AFC Wild Card Game vs. Den. (1/9) after completing 27-of-33 passes (81.8%) for 458 yards with four touchdowns and one interception (145.7 rtg.).

**2003:** Manning received his first NFL Most Valuable Player honor in addition to being named first-team All-Pro by the Associated Press after starting all 16 regular-season games and completing 379-of-566 passes (67.0%) for 4,267 yards with 29 touchdowns and 10 interceptions... Earned Pro Bowl recognition for the fourth time in his career... Began the season by tossing a career-high six touchdown passes in the opener at N.O. (9/28) and earned AFC Offensive Player of the Week accolades for his effort... Named AFC Offensive Player of the Month for September... Completed 25-of-30 passes (83.3%) for 290 yards and five touchdowns vs. Atl. (12/14) to earn his

## MANNING'S 4,000-YARD PASSING SEASONS

### MOST 4,000-YARD PASSING SEASONS, NFL HISTORY

Player	No.	Years
1. <b>Peyton Manning</b>	<b>13</b>	<b>1999-2004, '06-10, '12-13</b>
2. Drew Brees	7	2006-2011
3. Brett Favre	6	1995, '98-99, 2004, '07, '09
4. Dan Marino	6	1984-86, '88, 1992, '94
5. Tom Brady	5	2005, '07, '09, 2011
6. Philip Rivers	4	2008-2011
Warren Moon	4	1990-91, 94-95

second conference player of the week honor... Connected on 22-of-26 passes (84.6%) for 377 yards with five touchdowns and his fourth-career perfect passer rating (158.3) in the Colts' AFC Wild Card Game vs. Den. (1/4).

**2002:** Manning earned his third career Pro Bowl selection, completing 392-of-591 passes (66.3%) for 4,200 yards with 27 touchdowns and 19 interceptions (88.8 rtg.) during the regular season in 16 starts... Opened Indianapolis' AFC Wild Card Game at NYJ (1/4) and completed 14-of-31 passes (45.2%) for 137 yards with two interceptions (31.3 rtg.).

**2001:** Manning started all 16 games and connected on 343-of-547 passes (62.7%) for 4,131 yards with 26 touchdowns and 23 interceptions... Led the AFC and ranked second in the NFL with his 4,131 passing yards... Added four rushing touchdowns, including a career-long 33-yard scoring run at Buf. (11/4).

**2000:** Manning earned his second career Pro Bowl selection and was named second-team All-Pro by the Associated Press after starting all 16 regular-season games and completing 357-of-571 passes (62.5%) for 4,413 yards with 33 touchdowns and 15 interceptions... Ranked first in the NFL in completions and passing yards while tying for the league lead in touchdowns... Joined wide receiver Marvin Harrison and running back Edgerrin James as the first NFL triumvirate to post 4,000-1,000-1,000 numbers in consecutive seasons.

**1999:** Manning earned his first career Pro Bowl honor and was named second-team All-Pro by the Associated Press and AFC Offensive Player of the Year after starting all 16 regular-season games and completing 331-of-533 passes (62.1%) for 4,135 yards with 26 touchdowns and 15 interceptions (90.7 rtg.)... Helped the Colts post a 10-game win improvement from the previous year to mark the best one-season turnaround in NFL history... Completed 19-of-42 passes (45.2%) for 227 yards (60.9 rtg.) in the Colts' AFC Divisional Playoff Game vs. Ten. (1/16).

**1998:** Selected by Indianapolis with the No. 1 overall pick of the 1998 NFL Draft, Manning started all 16 games and set Colts and NFL rookie records for completions (326), attempts (575), yards (3,739) and touchdowns (26)... Passed for at least one touchdown in 15-of-16 games... Named to the PFW/PFWA All-Rookie First Team... Earned AFC Offensive Player of the Week honors after completing 26-of-44 passes (59.1%) for 276 yards with three touchdowns and two interceptions (81.2 rtg.) vs. NYJ (11/15).

**COLLEGE:** Manning was a four-year starter at the University of Tennessee, where he left college with 33 school records, eight Southeastern Conference marks and two NCAA standards... Ended his career with the most wins in SEC history (39-6), including a 26-4 mark as a starter in conference games... Ranked third in NCAA history with 11,201 passing yards and fourth in Division-I annals with 89 touchdowns... Named a consensus All-American and was the Heisman Trophy runner-up as a senior in 1997 after leading the Volunteers to an SEC Championship... Named MVP of the SEC Championship Game after completing 25-of-43 passes (58.1%) for 373 yards with four touchdowns and two interceptions in a 30-29 win over Auburn University... Won the Maxwell Award for college football's player of the year and the Davey O'Brien Award for the nation's top quarterback... Named to the AFCA Good Works Team for community service... Led Tennessee to a 10-2 record and was the MVP of the Volunteers' 48-28 Citrus Bowl win over Northwestern University... Went 11-1 as a sophomore, including a 20-14 Citrus Bowl win against Ohio State University... Named SEC Freshman of the Year in 1994 after starting 8-of-11 games.

**PERSONAL:** Manning attended Isidore Newman High School in New Orleans, where he helped the team to a 34-5 record in three seasons as a starter... Named Gatorade Circle of Champions National Player of the Year and Columbus (Ohio) Touchdown Club National Offensive Player of the Year as a senior... Formed the PeyBack Foundation in 1999 to provide growth and leadership opportunities for disadvantaged youth... The foundation has distributed more than \$6.5 million in grants and programs to youth-based community organizations in Colorado, Indiana, Louisiana and Tennessee, including \$581,000 in 2013... Continues to maintain a strong relationship with St. Vincent's Children's Hospital (Indianapolis), which in 2007 was renamed the "Peyton Manning Children's Hospital at St. Vincent"... Serves as a member of the American Red Cross National Celebrity Cabinet and the Board of Visitors of the College of Arts and Sciences at the University of Tennessee... Started the Peyton Manning Scholarship program at Tennessee that has honored 20 incoming college students in the last 16 years on the basis of academic achievement, leadership and community service... His father, Archie, was an All-American at the University of Mississippi in 1969 and 1970 and had a 14-year playing career in the NFL with New Orleans (1971-82), Houston (1982-83) and Minnesota (1983-84)... His brother, Eli, also attended Ole Miss and was named the MVP of Super Bowls XLII and XLVI for the New York Giants... Manning and his wife, Ashley, have 2-year-old twins, a boy and a girl, Marshall Williams and Mosley Thompson... Peyton Williams Manning was born on March 24, 1976, in New Orleans.

## MANNING'S REGULAR SEASON RECORD

PASSING															
Year	Club	G	S	Att.	Comp.	Pct.	Yds.	Yds./Att.	TD	%	Int.	%	LG	Sack/Yds.	Rtg.
1998	Indianapolis	16	16	575	326	56.7	3,739	6.5	26	4.5	28	4.9	78t	22/109	71.2
1999	Indianapolis	16	16	533	331	62.1	4,135	7.8	26	4.9	15	2.8	80t	14/116	90.7
2000	Indianapolis	16	16	571	357	62.5	4,413	7.7	33	5.8	15	2.6	78t	20/131	94.7
2001	Indianapolis	16	16	547	343	62.7	4,131	7.6	26	4.8	23	4.2	86t	29/232	84.1
2002	Indianapolis	16	16	591	392	66.3	4,200	7.1	27	4.6	19	3.2	69	23/145	88.8
2003	Indianapolis	16	16	566	379	67.0	4,267	7.5	29	5.1	10	1.8	79t	18/107	99.0
2004	Indianapolis	16	16	497	336	67.6	4,557	9.2	49	9.9	10	2.0	80t	13/101	121.1
2005	Indianapolis	16	16	453	305	67.3	3,747	8.3	28	6.2	10	2.2	80t	17/81	104.1
2006	Indianapolis	16	16	557	362	65.0	4,397	7.9	31	5.6	9	1.6	68t	14/86	101.0
2007	Indianapolis	16	16	515	337	65.4	4,040	7.8	31	6.0	14	2.7	73t	21/124	98.0
2008	Indianapolis	16	16	555	371	66.8	4,002	7.2	27	4.9	12	2.2	75	14/86	95.0
2009	Indianapolis	16	16	571	393	68.8	4,500	7.9	33	5.8	16	2.8	80t	10/74	99.9
2010	Indianapolis	16	16	679	450	66.3	4,700	6.9	33	4.9	17	2.5	73t	16/91	91.9
2011	Indianapolis	0	0	0	0	0.0	0	0.0	0	0	0	0	—	0/0	0.0
2012	Denver	16	16	583	400	68.6	4,659	8.0	37	6.3	11	1.9	71t	21/137	105.8
2013	Denver	16	16	659	450	68.3	5,477	8.3	55	8.3	10	1.5	78t	18/120	115.1
CAREER TOTALS		240	240	8,452	5,532	65.5	64,964	7.7	491	5.8	219	2.6	86t	270/1,740	97.2
BRONCOS TOTALS		32	32	1,242	850	68.4	10,136	8.2	92	7.4	21	1.7	78t	39/257	110.8

RUSHING							SCORING						
Year	Club	Att.	Yds.	Avg.	LG	TD	TD	TDr	TDp	TDrt	2pt	Pts.	
1998	Indianapolis	15	62	4.1	15	0	0	0	0	0	0	0	
1999	Indianapolis	35	73	2.1	13	2	2	2	0	0	0	12	
2000	Indianapolis	37	116	3.1	14	1	1	1	0	0	0	6	
2001	Indianapolis	35	157	4.5	33t	4	4	4	0	0	0	24	
2002	Indianapolis	38	148	3.9	13	2	2	2	0	0	0	12	
2003	Indianapolis	28	26	0.9	10	0	0	0	0	0	0	0	
2004	Indianapolis	25	38	1.5	19	0	0	0	0	0	0	0	
2005	Indianapolis	33	45	1.4	12	0	0	0	0	0	0	0	
2006	Indianapolis	23	36	1.6	12	4	4	4	0	0	0	24	
2007	Indianapolis	20	-5	-0.3	4	3	3	3	0	0	0	18	
2008	Indianapolis	20	21	1.1	12	1	1	1	0	0	0	6	
2009	Indianapolis	19	-13	-0.7	3	0	0	0	0	0	0	0	
2010	Indianapolis	18	18	1.0	27	0	0	0	0	0	0	0	
2011	Indianapolis	0	0	0.0	—	0	0	0	0	0	0	0	
2012	Denver	23	6	0.3	10	0	0	0	0	0	0	0	
2013	Denver	32	-31	-1.0	1t	1	1	1	0	0	0	6	
CAREER TOTALS		401	697	1.7	33t	18	18	18	0	0	0	108	
BRONCOS TOTALS		55	-25	-0.5	10	1	1	1	0	0	0	6	

**ADDITIONAL STATISTICS:** Receptions — (1- -2, 2.0 avg., 2 LG), Fumble recoveries — 1999 (2), 2000 (1), 2001 (3), 2002 (2), 2003 (4), 2004 (3), 2007 (3), 2010 (1), TOTAL (19)

## MANNING'S POSTSEASON RECORD

PASSING															
Year	Club	G	S	Att.	Comp.	Pct.	Yds.	Yds./Att.	TD	%	Int.	%	LG	Sack/Yds.	Rtg.
1999	Indianapolis	1	1	42	19	44.2	227	5.3	0	0.0	0	0.0	33	0/0	60.9
2000	Indianapolis	1	1	32	17	53.1	194	6.1	1	3.1	0	0.0	30	0/0	82.0
2002	Indianapolis	1	1	31	14	45.2	137	4.4	0	0.0	2	6.5	17	1/13	31.3
2003	Indianapolis	3	3	103	67	65.0	918	8.9	9	8.7	4	3.9	87t	5/41	106.4
2004	Indianapolis	2	2	75	54	72.0	696	9.3	4	5.3	2	2.7	49	2/12	107.4
2005	Indianapolis	1	1	38	22	57.9	290	7.6	1	2.6	0	0.0	50t	5/43	90.9
2006	Indianapolis	4	4	153	97	63.4	1,034	6.8	3	2.0	7	4.6	53t	6/41	70.5
2007	Indianapolis	1	1	48	33	68.8	402	8.4	3	6.3	2	4.2	55t	0/0	97.7
2008	Indianapolis	1	1	42	25	59.5	310	7.4	1	2.4	0	0.0	72t	1/8	90.4
2009	Indianapolis	3	3	128	87	68.0	956	7.5	6	4.7	2	1.6	46	4/30	98.9
2010	Indianapolis	1	1	26	18	69.2	225	8.7	1	3.8	0	0.0	57t	1/6	108.7
2012	Denver	1	1	43	28	65.1	290	6.7	3	7.0	2	4.7	32	3/17	88.3
2013	Denver	1	1	36	25	69.4	230	6.4	2	5.6	1	2.8	21	0/0	93.5
CAREER TOTALS		21	21	797	506	63.5	5,909	7.4	34	4.3	22	2.8	87t	28/211	88.6

RUSHING						SCORING						
Year	Club	Att.	Yds.	Avg.	LG	TD	TD	TDr	TDp	TDrt	2pt	Pts.
1999	Indianapolis	3	22	7.3	15t	1	1	1	0	0	0	6
2000	Indianapolis	1	-2	-2.0	-2	0	0	0	0	0	0	0
2002	Indianapolis	1	2	2.0	2	0	0	0	0	0	0	0
2003	Indianapolis	4	3	0.8	3	0	0	0	0	0	0	0
2004	Indianapolis	2	8	4.0	7	1	1	1	0	0	0	6
2005	Indianapolis	0	0	0.0	—	0	0	0	0	0	0	0
2006	Indianapolis	8	3	0.4	7	1	1	1	0	0	0	6
2007	Indianapolis	1	-6	-6.0	-6	0	0	0	0	0	0	0
2008	Indianapolis	1	-1	-1.0	-1	0	0	0	0	0	0	0
2009	Indianapolis	3	-2	-0.7	0	0	0	0	0	0	0	0
2010	Indianapolis	0	0	0.0	—	0	0	0	0	0	0	0
2012	Denver	1	-1	-1.0	-1	0	0	0	0	0	0	0
2012	Denver	1	-1	-1.0	-1	0	0	0	0	0	0	0
CAREER TOTALS		26	25	1.0	15t	3	3	3	0	0	0	18

**ADDITIONAL STATISTICS:** Fumble recoveries — 2003 (1), TOTAL (1).

## MANNING'S SINGLE-GAME HIGHS

(Postseason in parentheses)

**Pass attempts** — 59 vs. Tennessee, 12/8/13 (48 vs. San Diego, 1/13/08). **Pass completions** — 40 at Houston, 9/12/10 (33 vs. San Diego, 1/13/08). **Passing yards** — 472 at Kansas City, 10/31/04 (458 vs. Denver, 1/9/05). **Completion percentage (min. 10 att.)** — 89.3% (25-28) at Oakland, 12/29/13 (84.6% (22-26) vs. Denver, 1/4/04). **Touchdown passes** — 7 vs. Baltimore, 9/5/13 (5 vs. Denver, 1/4/04). **Longest pass completion** — 86t at New Orleans, 11/18/01 (87t vs. Denver, 1/4/04). **Rushing attempts** — 7 vs. Buffalo, 9/23/01 (3, twice, last at Baltimore, 1/13/07). **Rushing yards** — 44 at Buffalo, 11/4/01 (22 vs. Tennessee, 1/16/00). **Longest rush** — 33t at Buffalo, 11/4/01 (15t vs. Tennessee, 1/16/00). **Rushing touchdowns** — 1, 18 times, last at Dallas, 10/6/13 (1, three times, last vs. New England, 1/21/07).

## MANNING'S 300-YARD PASSING GAMES (92)

\*denotes win (Manning's teams are 61-31, including the postseason, when he records more than 300 passing yards in a game.)

Date	Opponent	Yds.	Date	Opponent	Yds.
9/6/1998	vs. Miami	302	12/23/2007	vs. Houston*	311
9/27/1998	vs. New Orleans	309	1/13/2008	vs. San Diego^	402
11/29/1998	at Baltimore	357	9/14/2008	at Minnesota*	311
12/20/1998	at Seattle	335	11/16/2008	vs. Houston*	320
9/26/1999	at San Diego*	404	12/14/2008	vs. Detroit*	318
10/31/1999	vs. Dallas*	313	12/18/2008	at Jacksonville*	364
9/10/2000	vs. Oakland	367	1/3/2009	at San Diego^	310
9/25/2000	vs. Jacksonville*	440	9/13/2009	vs. Jacksonville*	301
10/8/2000	at New England	334	9/21/2009	at Miami*	303
11/5/2000	at Chicago	302	9/27/2009	at Arizona*	379
12/3/2000	at N.Y. Jets	339	10/4/2009	vs. Seattle*	353
9/23/2001	vs. Buffalo*	421	10/11/2009	at Tennessee*	309
10/21/2001	vs. New England	335	11/1/2009	vs. San Francisco*	347
11/25/2001	vs. San Francisco	370	11/8/2009	vs. Houston*	318
12/2/2001	at Baltimore	310	11/15/2009	vs. New England*	327
12/16/2001	vs. Atlanta*	325	12/17/2009	at Jacksonville*	308
10/21/2002	at Pittsburgh	304	1/24/2010	vs. N.Y. Jets*^	377
11/3/2002	vs. Tennessee	327	2/7/2010	vs. New Orleans^	333
11/10/2002	at Philadelphia*	319	9/12/2010	at Houston	433
12/22/2002	vs. N.Y. Giants	365	9/26/2010	at Denver*	325
9/28/2003	at New Orleans*	314	10/3/2010	at Jacksonville	352
10/6/2003	at Tampa Bay*	386	10/17/2010	at Washington*	307
11/9/2003	at Jacksonville	347	11/21/2010	at New England	396
11/16/2003	vs. N.Y. Jets*	401	12/5/2010	vs. Dallas	365
1/4/2004	vs. Denver*^	377	12/9/2010	at Tennessee*	319
1/11/2004	at Kansas City*^	304	9/23/2012	vs. Houston	330
9/26/2004	vs. Green Bay*	393	9/30/2012	vs. Oakland*	338
10/24/2004	vs. Jacksonville	368	10/7/2012	at New England	337
10/31/2004	at Kansas City	472	10/15/2012	at San Diego*	309
11/14/2004	vs. Houston*	320	10/28/2012	vs. New Orleans*	305
12/5/2004	vs. Tennessee*	425	11/11/2012	at Carolina*	301
12/26/2004	vs. San Diego*	383	12/6/2012	at Oakland*	310
1/9/2005	vs. Denver*^	458	12/23/2012	vs. Cleveland*	339
11/7/2005	at New England*	321	12/30/2012	vs. Kansas City*	304
11/20/2005	at Cincinnati*	365	9/5/2013	vs. Baltimore*	462
12/11/2005	at Jacksonville*	324	9/15/2013	at N.Y. Giants*	307
12/18/2005	vs. San Diego	336	9/23/2013	vs. Oakland*	374
9/17/2006	vs. Houston*	400	9/29/2013	vs. Philadelphia*	327
10/22/2006	vs. Washington*	342	10/5/2013	at Dallas*	414
10/29/2006	at Denver*	345	10/20/2013	at Indianapolis	386
11/5/2006	at New England*	326	10/27/2013	vs. Washington*	354
12/3/2006	at Tennessee	351	11/10/2013	at San Diego*	330
12/10/2006	at Jacksonville	313	11/17/2013	vs. Kansas City*	323
1/21/2007	vs. New England*^	349	12/1/2013	at Kansas City*	403
9/16/2007	at Tennessee*	312	12/8/2013	vs. Tennessee*	397
11/11/2007	at San Diego	328	12/22/2013	at Houston*	400

^Playoff Game


## PEYTON MANNING'S GAME-BY-GAME

(Victories asterisked)

2013 DENVER		PASSING										RUSHING				
Opponent	P/S	Att.	Comp.	Yds.	Pct.	TD	INT	LG	S/Yds.	Rtg.		Att.	Yds.	Avg.	LG	TD
vs. Bal. (9/5)*	S	42	27	462	64.3	7	0	78t	3/17	141.1		2	-2	-1.0	-1	0
at NYG (9/15)*	S	43	30	307	69.8	2	0	36	0/0	105.5		3	-3	-1.0	-1	0
vs. Oak. (9/23)*	S	37	32	374	86.5	3	0	61	1/2	135.8		3	-2	-0.7	0	0
vs. Phi. (9/29)*	S	34	28	327	82.4	4	0	52	1/6	146.0		0	0	0.0	—	0
at Dal. (10/6)*	S	42	33	414	75.8	4	1	57	0/0	129.6		4	-8	-2.0	1t	1
vs. Jac. (10/13)*	S	42	28	295	66.7	2	1	42	0/0	92.9		5	-7	-1.4	0	0
at Ind. (10/20)	S	49	29	386	59.2	3	1	49	4/21	96.1		1	-1	-1.0	-1	0
vs. Was. (10/27)*	S	44	30	354	68.2	4	3	35t	2/15	94.3		4	-3	-0.8	0	0
at S.D. (11/10)*	S	36	25	330	69.4	4	0	74t	2/17	135.2		2	-1	-0.5	0	0
vs. K.C. (11/17)*	S	40	24	323	60.0	1	0	70	0/0	94.1		1	0	0.0	0	0
at N.E. (11/24)	S	36	19	150	52.8	2	1	31	2/18	70.4		1	0	0.0	0	0
at K.C. (12/1)*	S	35	22	403	62.9	5	2	77	0/0	118.2		3	-3	-1.0	-1	0
vs. Ten. (12/8)*	S	59	39	397	66.1	4	0	38	0/0	107.8		3	-1	-0.3	0	0
vs. S.D. (12/12)	S	41	27	289	65.9	2	1	22	1/12	92.4		0	0	0.0	—	0
at Hou. (12/22)*	S	51	32	400	62.7	4	0	36t	1/3	113.2		0	0	0.0	—	0
at Oak. (12/29)*	S	28	25	266	89.3	4	0	63t	1/9	145.8		0	0	0.0	—	0
<b>Regular Season Totals</b>		<b>16/16</b>	<b>659</b>	<b>450</b>	<b>5.477</b>	<b>68.3</b>	<b>55</b>	<b>10</b>	<b>78t</b>	<b>18/120</b>	<b>115.1</b>	<b>32</b>	<b>-31</b>	<b>-1.0</b>	<b>1t</b>	<b>1</b>
<b>ADDITIONAL STATISTICS: Miscellaneous tackles — 2.</b>																
vs. S.D. (1/12)†*	S	36	25	230	69.4	2	1	21	0/0	93.5		1	-1	-1.0	-1	0
<b>Postseason Totals</b>		<b>1/1</b>	<b>36</b>	<b>25</b>	<b>230</b>	<b>69.4</b>	<b>2</b>	<b>1</b>	<b>21</b>	<b>0/0</b>	<b>93.5</b>	<b>1</b>	<b>-1</b>	<b>-1.0</b>	<b>-1</b>	<b>0</b>

†AFC Divisional Playoff Game





# BRANDON MARSHALL

54

LINEBACKER

6-1 • 238 • 2ND YR. • NEVADA

BORN: Sept 10, 1989, in Las Vegas

HIGH SCHOOL: Cimarron-Memorial High School, Las Vegas

ACQUIRED: Free Agent, 2013

NFL YEAR: 2nd • YEAR WITH BRONCOS: 1st

NFL GAMES PLAYED/STARTED: 5/0 • POSTSEASON GP/GS: 1/0



## MARSHALL AT A GLANCE:

- A second-year linebacker who played five games as a rookie with Jacksonville in 2012 and one game with Denver in 2013.
- Competed on the Broncos' practice squad for the first 16 weeks of the 2013 season, before being signed to the active roster on Dec. 24, 2013.
- Was a four-year starter at Nevada, where he totaled 259 tackles, including 40 for a loss.
- Signed to the Broncos' practice squad Sept. 2, 2013.
- Drafted in the fifth round (142nd overall) by Jacksonville in the 2012 NFL Draft.

**CAREER TRANSACTIONS:** Signed by Jacksonville as a draft choice 6/5/12; Waived by Jacksonville 10/27/12; Signed by Jacksonville 10/30/12; Waived by Jacksonville 11/1/12; Signed by Jacksonville (practice squad) 11/5/12; Signed by Jacksonville (active roster) 12/18/12; Waived by Jacksonville 8/30/13; Signed by Denver (practice squad) 9/2/13; Signed by Denver (active roster) 12/24/13.



**2013:** Marshall played one game with the Broncos in 2013, making his first career tackle... Competed in training camp with the Jaguars, before being waived on Aug. 30, 2013... Signed to the Denver Broncos practice squad Sept. 2... Spent the first 16 weeks of the season on Denver's practice squad before being signed to the active roster Dec. 24... Made his 2013 debut for the Broncos and posted one defensive tackle and one special-teams stop at Oak. (12/29).

**2012:** Marshall split time between the active roster and practice squad for the Jacksonville Jaguars... Played five games after joining the team as a fifth-round draft choice... Made three special-teams tackles.

**COLLEGE:** Marshall was a four-year starter at Nevada, where he totaled 259 tackles (145 solo), 40 tackles for a loss, six sacks, three interceptions, seven fumble recoveries and three forced fumbles... Made 102 tackles with 10 tackles for a loss as a senior... Earned second-team All-WAC honors from Phil Steele Publications.

**PERSONAL:** Marshall played linebacker, running back and tight end, earning first-team All-Sunset Conference honors during his career at Cimarron-Memorial High School in Las Vegas... Named second-team All-State as a linebacker... Finished his career with 68 tackles, 13 tsacks, 57 quarterback pressures, four fumble recoveries and scored 10 touchdowns as a running back... Brandon Markieth Marshall was born on Sept 10, 1989 in Las Vegas.

## MARSHALL'S REGULAR SEASON RECORD

Year	Club	G	S	UT	A	TT	S-Yds.	I-Yds.	PD	FF	FR	TD-Int.	TD-FR	S	Pts.
2012	Jacksonville	5	0	0	0	0	0-0	0-0	0	0	0	0	0	0	0
2013	Denver	1	0	1	0	1	0-0	0-0	0	0	0	0	0	0	0
<b>CAREER TOTALS</b>		<b>6</b>	<b>0</b>	<b>1</b>	<b>0</b>	<b>1</b>	<b>0-0</b>	<b>0-0</b>	<b>0</b>	<b>0</b>	<b>0</b>	<b>0</b>	<b>0</b>	<b>0</b>	<b>0</b>

**ADDITIONAL STATISTICS:** Special teams tackles — 2012 (3), Special teams tackles — 2013 (1), TOTAL (4).

## MARSHALL'S POSTSEASON RECORD

Year	Club	G	S	UT	A	TT	S-Yds.	I-Yds.	PD	FF	FR	TD-Int.	TD-FR	S	Pts.
2013	Denver	1	0	0	0	0	0-0	0-0	0	0	0	0	0	0	0
<b>CAREER TOTALS</b>		<b>1</b>	<b>0</b>	<b>0</b>	<b>0</b>	<b>0</b>	<b>0-0</b>	<b>0-0</b>	<b>0</b>	<b>0</b>	<b>0</b>	<b>0</b>	<b>0</b>	<b>0</b>	<b>0</b>

## MARSHALL'S SINGLE-GAME HIGHS

(Postseason in parentheses)

**Tackles** — 1 at Oakland, 12/29/13 (none). **Special-teams tackles** — 1, four times, last at Oakland, 12/29/13 (none).

## BRANDON MARSHALL'S GAME-BY-GAME

*(Victories asterisked)*

2013 DENVER		TACKLES								
Date	Opponent	P/S	UT	A	TT	S-Yds.	I-Yds.	PD	FF	FR
Games 1-15						PRACTICE SQUAD				
Dec 29	at Oakland*	P	1	0	1	0-0	0-0	0	0	0
Regular Season Totals		1/0	1	0	1	0-0	0-0	0	0	0
ADDITIONAL STATISTICS: Special teams tackles — 1.										
Jan 12	vs. San Diego†	P	0	0	0	0-0	0-0	0	0	0
Postseason Totals		1/0	0	0	0	0-0	0-0	0	0	0

†AFC Divisional Playoff Game



## JEREMY MINCEY

57

### DEFENSIVE END

6-4 • 265 • 6TH YR. • FLORIDA

BORN: Dec. 14, 1983, in Statesboro, Ga.

HIGH SCHOOL: Statesboro High School, Statesboro, Ga.

ACQUIRED: Free Agent, 2013

NFL YEAR: 6th • YEAR WITH BRONCOS: 1st

NFL GAMES PLAYED/STARTED: 66/40 • POSTSEASON GP/GS: 3/0



### MINCEY AT A GLANCE:

- A sixth-year player who has totaled 20 sacks in 66 career games (40 starts).
- Started all 16 games in 2011 and '12 for the Jacksonville Jaguars, where he played his first six-plus NFL seasons before joining the Broncos.
- Led the Jaguars in sacks in both 2010 and '11.
- Earned second-team All-SEC honors as a senior at Florida, where he played his final two collegiate seasons after transferring from Butler County (Kansas) Community College.
- Joined the Broncos as a free agent signee on Dec. 17, 2013.
- Drafted by New England in the sixth round (191st overall) in the 2006 NFL Draft.

**CAREER TRANSACTIONS:** Waived by New England 9/1/06; Signed by San Francisco (practice squad) 9/4/06; Signed by Jacksonville (active roster) 12/14/06; Waived by Jacksonville 8/27/07; Signed by Jacksonville (practice squad) 9/4/07; Signed by Jacksonville (active roster) 11/10/07; Placed on Physically Unable to Perform List by Jacksonville 8/31/08; Activated from Physically Unable to Perform List by Jacksonville 11/25/08; Released by Jacksonville 8/26/09; Signed by Jacksonville 1/20/10; Released by Jacksonville 12/13/13; Signed by Denver 12/17/13.



**2013:** Mincey played 10 games with Jacksonville and Denver in 2013, totaling 17 tackles two sacks and one pass breakup... Appeared in eight games and recorded two sacks to go with 16 tackles (9 solo) with one pass breakup, four QB hits and 4 tackles for a loss before being released by Jacksonville on Dec. 13... Signed with Denver Dec. 17... Made one tackle his his Broncos debut at Hou. (12/22)... Sacked Philip Rivers for an 8-yard loss in the Divisional Round vs. S.D. (1/12).

**2012:** Mincey started all 16 games for the second consecutive season for Jacksonville... Totaled 74 tackles (43 solo), three sacks, two forced fumbles, four tackles for loss, one fumble recovery and four pass breakups... Led the team with 20 quarterback pressures.

**2011:** Mincey started all 16 games for the Jaguars, posting career-highs in tackles (101, sacks (8), forced fumbles (4), tackles for loss (7), quarterback pressures (45) and interceptions (1)... Led the team in sacks, quarterback pressures and forced fumbles... Named to the *USA Today* All-Joe Team.

**2010:** Mincey played 15 games (8 starts) for Jacksonville and led the team with five sacks... Registered 25 quarterback pressures to go with 69 tackles (41 solo), four passes defended and six tackles for a loss.

**2009:** Mincey competed in the preseason with Jacksonville before being waived on Aug. 26.

**2008:** Mincey played three games (0 starts) with the Jaguars and finished with six tackles and one sack after beginning the season on the Physically Unable to Perform list after suffering an offseason wrist injury.

**2007:** Mincey played six regular-season games (0 starts) as well as two postseason games... Made 12 tackles with one sack and six quarterback pressures and one special-teams tackle in the regular season... Posted three tackles and one sack in Jacksonville's AFC Wild Card game at Pit. (1/5).

**2006:** Mincey split his rookie season between the San Francisco 49ers practice squad and the Jaguars active roster.

**COLLEGE:** Mincey spent his final two seasons at Florida after transferring from Butler County (Kansas) Community College... Started all 24 games played for the Gators... Earned second-team All-SEC honors as a senior as he ranked fourth on the team with 62 tackles (31 solo) and second with 10.5 tackles for loss.

**PERSONAL:** Mincey played basketball and football at Statesboro High School in Statesboro, Ga.... Played on the basketball team as a sophomore before trying out for the football squad... Earned his bachelor's degree at Florida in the 2006 offseason... Was honored in 2008 with the NFL's Continuing Education Recognition Award by the National Association of Academic Advisors for Athletes... Participated in the 2008 Red Ribbon Week celebration at Oakleaf Elementary School to discuss the dangers of using drugs... Served as emcee for Special Olympics at the Bolles School in 2010... Jeremy Mincey was born on Dec. 14, 1983 in Statesboro, Ga.



### MINCEY'S REGULAR SEASON RECORD

Year	Club	G	S	UT	A	TT	S-Yds.	I-Yds.	PD	FF	FR	TD-Int.	TD-FR	S	Pts.
2007	Jacksonville	6	0	7	5	12	1-7.5	0-0	1	0	0	0	0	0	0
2008	Jacksonville	3	0	3	3	6	1-8	0-0	1	0	0	0	0	0	0
2010	Jacksonville	15	8	41	28	69	5-35	0-0	4	0	0	0	0	0	0
2011	Jacksonville	16	16	61	40	101	8-53.5	1-5	2	4	1	0	0	0	0
2012	Jacksonville	16	16	43	31	74	3-19	0-0	4	2	1	0	0	0	0
2013	Jac./Den.	10	0	10	7	17	2-13	0-0	1	0	0	0	0	0	0
<b>CAREER TOTALS</b>		<b>66</b>	<b>40</b>	<b>165</b>	<b>114</b>	<b>279</b>	<b>20-136</b>	<b>1-5</b>	<b>13</b>	<b>6</b>	<b>2</b>	<b>0</b>	<b>0</b>	<b>0</b>	<b>0</b>
<b>BRONCOS TOTALS</b>		<b>2</b>	<b>0</b>	<b>1</b>	<b>0</b>	<b>1</b>	<b>0-0</b>	<b>0-0</b>	<b>0</b>	<b>0</b>	<b>0</b>	<b>0</b>	<b>0</b>	<b>0</b>	<b>0</b>

**ADDITIONAL STATISTICS:** Special teams tackles — 2007 (1).

### MINCEY'S POSTSEASON RECORD

Year	Club	G	S	UT	A	TT	S-Yds.	I-Yds.	PD	FF	FR	TD-Int.	TD-FR	S	Pts.
2007	Jacksonville	2	0	3	0	3	1-4	0-0	0	0	0	0	0	0	0
2013	Denver	1	0	2	0	2	1-8	0-0	0	0	0	0	0	0	0
<b>CAREER TOTALS</b>		<b>3</b>	<b>0</b>	<b>5</b>	<b>0</b>	<b>5</b>	<b>2-12</b>	<b>0-0</b>	<b>0</b>	<b>0</b>	<b>0</b>	<b>0</b>	<b>0</b>	<b>0</b>	<b>0</b>

### JEREMY MINCEY'S GAME-BY-GAME

(Victories asterisked)

2013 JAC./DEN.		TACKLES									
Date	Opponent	P/S	UT	A	TT	S-Yds.	I-Yds.	PD	FF	FR	
Sep 8	vs. Kansas City <sup>^</sup>	P	1	0	1	0-0	0-0	0	0	0	
Sep 15	at Oakland <sup>^</sup>	P	1	0	1	1-7	0-0	0	0	0	
Sep 22	at Seattle <sup>^</sup>	P	2	2	4	0-0	0-0	0	0	0	
Sep 29	vs. Indianapolis <sup>^</sup>	P	1	0	1	0-0	0-0	0	0	0	
Oct 6	at St. Louis <sup>^</sup>										
Oct 13	at Denver <sup>^</sup>					INACTIVE					
Oct 20	vs. San Diego <sup>^</sup>					INACTIVE					
Oct 27	vs. San Francisco <sup>^</sup>	P	0	0	0	0-0	0-0	0	0	0	
Nov 10	at Tennessee <sup>^*</sup>	P	1	3	4	0-0	0-0	0	0	0	
Nov 17	vs. Arizona <sup>^</sup>	P	3	1	4	1-6	0-0	1	0	0	
Nov 24	at Houston <sup>^*</sup>					INACTIVE					
Dec 1	at Cleveland <sup>^*</sup>					INACTIVE					
Dec 5	vs. Houston <sup>^*</sup>	P	1	0	1	0-0	0-0	0	0	0	
Dec 12	vs. San Diego					NOT WITH TEAM					
Dec 22	at Houston <sup>*</sup>	P	1	0	1	0-0	0-0	0	0	0	
Dec 29	at Oakland <sup>*</sup>	P	0	0	0	0-0	0-0	0	0	0	
<b>Regular Season Totals</b>			<b>10/0</b>	<b>10</b>	<b>7</b>	<b>17</b>	<b>2-13</b>	<b>0-0</b>	<b>1</b>	<b>0</b>	<b>0</b>
Jan 12	vs. San Diego <sup>†*</sup>	P	2	0	2	1-8	0-0	0	0	0	
<b>Postseason Totals</b>			<b>1/0</b>	<b>2</b>	<b>0</b>	<b>2</b>	<b>1-8</b>	<b>0-0</b>	<b>0</b>	<b>0</b>	<b>0</b>

<sup>†</sup>AFC Divisional Playoff Game



# KNOWSHON MORENO 27

## RUNNING BACK

5-11 • 220 • 5TH YR. • GEORGIA

BORN: July 16, 1987, in Belford, N.J.

HIGH SCHOOL: Middletown South (N.J.) High School

ACQUIRED: Draft #1a (12th overall), 2009

NFL YEAR: 5th • YEAR WITH BRONCOS: 5th

NFL GAMES PLAYED/STARTED: 60/45 • POSTSEASON GP/GS: 2/2



### MORENO AT A GLANCE:

- A fifth-year running back who ranks in the franchise's top 10 in rushing yards (3,468) and rushing touchdowns (26) in 60 career regular-season games played (45 starts).
- Ranked fifth in the NFL in scrimmage yards (1,586) and tied for fifth with 13 scrimmage touchdowns in 2013.
- Became the first player in franchise history to record 1,000 rushing yards and 500 receiving yards in a single season in 2013.
- Led the Broncos in rushing in consecutive seasons (2009-10) before an injury-shortened campaign in 2011.
- Totaled at least 1,000 yards from scrimmage in each of his first two seasons, representing the only player who entered the NFL in 2009 to accomplish that feat and one of just four players in franchise history to reach that milestone in his first two campaigns.
- Earned his first career AFC Offensive Player of the Week award after carrying 21 times for 115 yards (5.5 avg.) and one touchdown in Denver's win at Baltimore (12/16/12).
- Tied for third in the Associated Press' NFL Offensive Rookie of the Year voting and was a consensus All-Rookie selection in 2009 as only the fifth Bronco in team history to lead all league rookies in rushing yards.
- Earned first-team All-Southeastern Conference honors during his two years at the University of Georgia, totaling 2,734 rushing yards and joining Herschel Walker (1980-82) as the only Bulldogs in school history to post 1,000 rushing yards in consecutive seasons.
- Received several All-America honors and was a finalist for the Doak Walker Award (nation's best running back) as a sophomore for the Bulldogs in 2008, totaling 1,400 rushing yards (5.6 avg., 16 TDs) that led the SEC and ranked 11th in the nation.
- Selected by the Broncos in the first round (12th overall) of the 2009 NFL Draft.

**CAREER TRANSACTIONS:** Signed by Denver as a draft choice 8/8/09; Placed on injured reserve 11/14/11.



**2013:** Moreno played all 16 games (15 starts) and became the first player in Broncos history to record 1,000 rushing yards and 500 receiving yards in a single season... Posted 1,038 rushing yards, 548 receiving yards and 13 total touchdowns to set career highs in those categories... Ranked fifth in the NFL with 1,586 scrimmage yards and tied for fifth with 13 scrimmage touchdowns... Totaled 107 yards (93 rushing / 14 receiving) and tied a career high with two rushing touchdowns in Denver's Week 2 win at NYG (9/15)... Posted 150 yards (93 rushing / 57 receiving) with one rushing touchdown at Dal. (10/6)... Set a career high with three rushing touchdowns vs. Jac. (10/13)... Totaled 114 yards from scrimmage (65 rushing / 49 receiving) and caught a career-best eight passes at S.D. (11/10)... Ran for the third-most yards in team history, finishing with 224 on 37 attempts at N.E. (11/24),

### MORENO AMONG BRONCOS' TOP 10 CAREER RUSHERS

#### MOST CAREER RUSHING YARDS, BRONCOS HISTORY

Player	Years	G	Att.	Yds.	Avg.	LG	TD
1. Terrell Davis	1995-2001	78	1,655	7,607	4.6	71t	60
2. Floyd Little	1967-75	117	1,641	6,323	3.9	80t	43
3. Sammy Winder	1982-90	127	1,495	5,427	3.6	52	39
4. Otis Armstrong	1973-80	96	1,023	4,453	4.4	43	25
5. Mike Anderson	2000-05	74	865	3,822	4.4	80t	36
6. Knowshon Moreno	2009-13	60	845	3,468	4.1	36	26
7. John Elway	1983-98	234	774	3,407	4.4	31	33
8. Clinton Portis	2002-03	29	563	3,099	5.5	65t	29
9. Jon Keyworth	1974-80	95	699	2,653	3.8	34	22
10. Tatum Bell	2004-08	49	525	2,591	4.9	68	15

which represented the fourth-most carries in single-game Broncos annals... Totaled 90 yards of offense (18 rushing / 72 receiving) and caught a touchdown at K.C. (12/1)... Tied for second on the team with five catches, including a 7-yard touchdown catch at Oak. (12/29)... Ran for a game-high 82 yards on 23 carries with his first career postseason rushing score in the Broncos' Divisional-Round win vs. S.D. (1/12).

**2012:** Moreno played eight regular-season games (6 starts) and finished second on the team with 525 yards and four touchdowns on 138 carries (3.8 avg.)... Ranked sixth in the NFL in rushing yards per game (85.0) and scrimmage yards per game (110.8) as Denver's starting running back during the last six weeks of the season (after being inactive for eight weeks)... Scored Denver's first touchdown of the season on a 7-yard run in the second quarter to put the Broncos ahead 7-3 in their season opener vs. Pit. (9/9)... Started his first game of the season and led the Broncos with 20 carries and 85 yards at K.C. (11/25)... Carried the ball a career-high 32 times and accounted for 167 total yards of offense (119 rushing, 48 receiving) at Oak. (12/6)... Earned his first career AFC Offensive Player of the Week award after he topped the 100-yard rushing mark for the second straight week, finishing with 115 yards on 21 carries (5.5 avg.) with one touchdown at Bal. (12/16)... Carried 10 times for 32 yards and caught two passes for 21 yards, including a 14-yard diving touchdown grab, in Denver's AFC Divisional Playoff Game vs. Bal. (1/12) before leaving with a knee injury.

**2011:** Moreno played seven games (2 starts) and finished fourth on the club with 179 yards on 37 carries (4.8 avg.) to help Denver lead the league in rushing with a team-record 164.5 yards per game on the ground... Added 11 receptions for 101 yards (9.2 avg.) with one touchdown... Injured his knee at K.C. (11/13) and was placed on injured reserve on Nov. 14.

**2010:** Moreno started all 13 games played and totaled 182 carries for 779 yards (4.3 avg.) with five touchdowns to go along with a career-high 37 receptions for 372 yards (10.1 avg.) with three scores... Became one of five NFL running backs to average more than 10 yards per reception (10.1) in 2010 while tying for the league lead in touchdown receptions (3) among his position group... Averaged 5.0 yards per rush (106-527) in the second half of the season to rank fifth in the NFL during that span while helping Denver's running game improve by a league-best 1.8 yards per carry in its last eight games... Rushed for a career-high 161 yards on 23 carries (7.0 avg.) at K.C. (12/5) to mark the most rushing yards ever by a Broncos player at Arrowhead Stadium and represent the fourth player in franchise history to average seven yards per carry while registering at least 23 attempts.

**2009:** Selected by the Broncos in the first round (12th overall) of the 2009 NFL Draft, Moreno played 16 games (9 starts) for Denver and totaled 247 rushes for 947 yards (3.8 avg.) with seven touchdowns along with 28 receptions for 213 yards (7.6 avg.) with two scores... Became the 14th player since the 1970 NFL merger to lead all rookies in rushing yards (947), yards from scrimmage (1,160) and touchdowns (9)... Named an All-Rookie selection by the Professional Football Writers Association/*Pro Football Weekly* as well as *The Sporting News*... Tied for third in the Associated Press' NFL Offensive Rookie of the Year voting... Led the league with four Pepsi NFL Rookie of the Week honors... Became only the fifth Bronco in team history to lead league rookies in rushing yards... Finished the year with the sixth-most rushing yards and the sixth-most yards from scrimmage by a rookie in Broncos history... Posted the most 80-yard rushing games by a league rookie for the year with six that tied for the third most by a rookie in club annals... Totaled the fourth-most touchdowns by a Broncos rookie... Posted a career-high 97 yards on 18 carries (5.4 avg.) at Was. (11/15)... Had two rushing scores at K.C. (12/6) and vs. K.C. (1/3).

**COLLEGE:** Moreno played 26 career games (19 starts) at the University of Georgia, totaling 498 rushes for 2,734 yards (5.5 avg.) with 30 touchdowns along with 53 receptions for 645 yards (12.2 avg.) with two scores... Earned first-team All-Southeastern Conference honors during both years at Georgia while his 2,734 rushing yards led the SEC in addition to ranking sixth in the nation and second among the country's underclassmen from 2007-08... Started all 13 games for Georgia as a sophomore, totaling 250 carries for 1,400 yards (5.6 avg.) and 16 touchdowns along with 33 receptions for 392 yards (11.9 avg.) and two scores in 2008... Received consensus first-team All-SEC honors and was tabbed a second-team All-American by the Associated Press and the Walter Camp Foundation... Led the SEC and ranked 11th in the nation in rushing yards... Became just the second Georgia player to rush for 1,000 yards in consecutive seasons (Herschel Walker, 1980-82)... Played 13 games (6 starts) as a redshirt freshman, rushing 248 times for 1,334 yards (5.4 avg.) with 14 touchdowns while making 20 catches for 253 yards (12.7 avg.) in 2007... Finished with six 100-yard rushing games, including five consecutive 100-yard outings late in the year... Earned first-team All-SEC honors and was named to his conference's All-Freshman team... Honored as SEC Freshman of the Year (league coaches, *The Sporting News*) after placing second in the SEC in rushing yards while leading the nation's freshmen in that category... Redshirted as a true freshman.

**PERSONAL:** Moreno finished his high school career at Middletown South (N.J.) High School as the state's all-time leader in total touchdowns (128) and scoring (782 pts.)... Ranked second in New Jersey history with 6,268 career rushing yards... Led his team to three state titles... Rushed for 1,808 yards on 185 carries (9.8 avg.) and had 43 touchdowns in 10 games as a senior... First name is a combination of his father's nickname (Knowledge) and his mother's name (Varashon)... Majored in housing at the University of Georgia... Knowshon Moreno was born on July 16, 1987, in Belford, N.J.

## MORENO'S REGULAR SEASON RECORD

Year	Club	G	S	RUSHING					No.	RECEIVING					SCORING				
				No.	Yds.	Avg.	LG	TD		Yds.	Avg.	LG	TD	TD	TDr	TDp	TDr	2pt	Pts.
2009	Denver	16	9	247	947	3.8	36	7	28	213	7.6	27	2	9	7	2	0	0	54
2010	Denver	13	13	182	779	4.3	35	5	37	372	10.1	45	3	8	5	3	0	0	48
2011	Denver	7	2	37	179	4.8	24	0	11	101	9.2	28t	1	1	0	1	0	0	6
2012	Denver	8	6	138	525	3.8	20	4	21	167	8.0	12	0	4	4	0	0	0	24
2013	Denver	16	15	241	1,038	4.3	31	10	60	548	9.1	35t	3	13	10	3	0	0	72
CAREER TOTALS		60	45	845	3,468	4.1	36	26	157	1,401	8.9	45	9	35	26	9	0	0	210

**ADDITIONAL STATISTICS:** Miscellaneous tackles — 2009 (1), 2010 (1), TOTAL (2).

## MORENO'S POSTSEASON RECORD

Year	Club	G	S	No.	RUSHING				No.	RECEIVING				SCORING					
					Yds.	Avg.	LG	TD		Yds.	Avg.	LG	TD	TD	TDr	TDp	TDrt	2pt	Pts.
2012	Denver	1	1	10	32	3.2	8	0	2	21	10.5	14t	1	1	0	1	0	0	6
2013	Denver	1	1	23	82	3.6	14	1	1	12	12.0	12	0	1	1	0	0	0	6
CAREER TOTALS		2	2	33	114	3.5	14	1	3	33	11.0	14t	1	2	1	1	0	0	12

## MORENO'S SINGLE-GAME HIGHS

(Postseason in parentheses)

**Rushes** — 37 at New England, 11/24/13 (23 vs. San Diego 1/12/14). **Rushing yards** — 224 at New England, 11/24/13 (82 vs. San Diego 1/12/14). **Longest rush** — 36 vs. San Diego, 11/22/09 (8 vs. Baltimore 1/12/13). **Rushing touchdowns** — 3 vs. Jacksonville, 10/13/13 (1 vs. San Diego 1/12/14). **Receptions** — 8 at San Diego, 11/10/13 (2 vs. Baltimore 1/12/13). **Receiving yards** — 89 vs. Washington, 10/27/13 (21 vs. Baltimore 1/12/13). **Longest reception** — 45 vs. Seattle, 9/19/10 (14t vs. Baltimore 1/12/13). **Receiving touchdowns** — 2 vs. Oakland, 10/24/10 (1 vs. Baltimore 1/12/13). **Rushing yards in one quarter** — 68 (2nd) at Kansas City, 12/5/10 (40 (4th) vs. San Diego 1/12/14). **Rushing yards in one half** — 107 (1st) at New England, 11/24/13 (44 (second) vs. San Diego 1/12/14). **Total yards** — 230 (224 rush, 6 rec.) at New England, 11/24/13 (94 (82 rush, 12 rec.) vs. San Diego 1/12/14). **Total touchdowns** — 3 vs. Jacksonville, 10/13/13, 10/24/10 (1, twice, last vs. San Diego 1/12/14).

## MORENO'S 100-YARD RUSHING GAMES (5)

\*denotes win (Moreno's teams are 3-2 when he records 100 or more yards rushing in a game.)

Date	Opponent	No.	Yds.	Avg.	LG	TD
11/14/10	vs. Kansas City*	22	106	4.8	14	0
12/5/10	at Kansas City	23	161	7.0	24	0
12/6/12	at Oakland*	32	119	3.7	18	1
12/16/12	at Baltimore*	21	115	5.5	20	1
12/24/13	at New England	37	224	6.1	18	1

## KNOWSHON MORENO'S GAME-BY-GAME

(Victories asterisked)

2013 DENVER			RUSHING							RECEIVING					SCORING		
Date	Opponent	P/S	No.	Yds.	Avg.	LG	TD			No.	Yds.	Avg.	LG	TD		2pt.	Pts.
Sep 5	vs. Baltimore*	S	9	28	3.1	7	0			3	37	12.3	23	0		0	0
Sep 15	at N.Y. Giants*	S	13	93	7.2	25t	2			3	14	4.7	6	0		0	12
Sep 23	vs. Oakland*	S	12	39	3.3	9	0			1	6	6.0	6	0		0	0
Sep 29	vs. Philadelphia*	S	12	78	6.5	17	1			1	13	13.0	13	0		0	6
Oct 6	at Dallas*	S	19	93	4.9	16	1			5	57	11.4	19	0		0	6
Oct 13	vs. Jacksonville*	S	15	42	2.8	11	3			7	62	8.9	28	0		0	18
Oct 20	at Indianapolis	S	15	40	2.7	9	1			3	9	3.0	4	0		0	6
Oct 27	vs. Washington*	S	13	43	3.3	8	0			6	89	14.8	35t	1		0	6
Nov 10	at San Diego*	S	15	65	4.3	9	0			8	49	6.1	11	0		0	0
Nov 17	vs. Kansas City*	S	27	79	2.9	11	0			0	0	0.0	—	0		0	0
Nov 24	at New England	S	37	224	6.1	18	1			1	6	6.0	6	0		0	6
Dec 1	at Kansas City*	S	15	18	1.2	13	0			4	72	18.0	34	1		0	6
Dec 8	vs. Tennessee*	S	14	78	5.6	25	1			6	31	5.2	13	0		0	6
Dec 12	vs. San Diego	S	8	19	2.4	6	0			5	36	7.2	15	0		0	0
Dec 22	at Houston*	P	11	76	6.9	31	0			2	26	13.0	17	0		0	0
Dec 29	at Oakland*	S	6	23	3.8	10	0			5	41	8.2	12	1		0	6
<b>Regular Season Totals</b>			<b>16/15</b>	<b>241</b>	<b>1,038</b>	<b>4.3</b>	<b>31</b>	<b>10</b>		<b>60</b>	<b>548</b>	<b>9.1</b>	<b>35t</b>	<b>3</b>		<b>0</b>	<b>78</b>
Jan 12	vs. San Diego†	S	23	82	3.6	14	1			1	12	12.0	12	0		0	6
<b>Postseason Totals</b>			<b>1/1</b>	<b>23</b>	<b>82</b>	<b>3.6</b>	<b>14</b>	<b>1</b>		<b>1</b>	<b>12</b>	<b>12.0</b>	<b>12</b>	<b>0</b>		<b>0</b>	<b>6</b>

†AFC Divisional Playoff Game



## BROCK OSWEILER

17

### QUARTERBACK

6-8 • 240 • 2ND YR. • ARIZONA STATE

**BORN:** Nov. 22, 1990, in Coeur d'Alene, Idaho

**HIGH SCHOOL:** Flathead High School, Kalispell, Mont.

**ACQUIRED:** Drafted #2b (57th overall), 2012

**NFL YEAR:** 2nd • **YEAR WITH BRONCOS:** 2nd

**NFL GAMES PLAYED/STARTED:** 9/0 • **POSTSEASON GP/GS:** 0/0



### OSWEILER AT A GLANCE:

- A second-year player who has completed 13-of-20 attempts for 107 yards in nine games over his first two NFL seasons with Denver.
- Saw action in five games during his rookie season in 2012 and completed 2-of-4 passes for 12 yards as Denver's No. 2 quarterback.
- Started 15-of-25 games played at Arizona State University and completed 412-of-680 (60.6%) passes for 5,082 yards with 33 touchdowns and 15 interceptions.
- Left for the NFL after his junior campaign in which he opened all 13 contests for the Sun Devils and became just the fourth player in Pac-12 Conference history to throw for 4,000 yards.
- Combined to complete 108-of-157 (68.8%) passes for 1,262 yards with nine touchdowns and three interceptions (151.4 rtg.) against ASU's four ranked opponents in 2011.
- Threw for at least 300 yards in 7-of-15 games started during his career at ASU.
- Listed at 6'8", he ties for the tallest Bronco in team history.
- Originally committed to attend Gonzaga University on a basketball scholarship before electing to pursue football instead at ASU.
- Selected by the Broncos in the second round (57th overall) of the 2012 NFL Draft.

**CAREER TRANSACTIONS:** Signed by Denver as a draft choice 7/24/12.



**2013:** Osweiler played four games, completing 11-of-16 passes for 95 yards... Played the fourth quarter of Denver's Week 4 win vs. Phi. (9/29)... Played one snap on special teams on field-goal block unit at N.E. (11/24)... Set career highs in every passing category after completing 9-of-13 attempts for 85 yards at Oak. (12/29).

**2012:** Selected by Denver in the second round (57th overall) of the 2012 NFL Draft, Osweiler played five games during his rookie season, completing 2-of-4 passes for 12 yards after earning the backup quarterback job out of training camp... Saw his first regular-season NFL action on Denver's final snap of its 37-6 win vs. Oak. (9/30)... Completed his first NFL pass for a 5-yard gain in Denver's regular-season finale vs. K.C. (12/30).

**COLLEGE:** Osweiler played 25 career games (15 starts) at Arizona State University and completed 412-of-680 passes (60.6%) for 5,082 yards with 33 touchdowns and 15 interceptions... Named a team captain as a junior in 2011 and totaled 4,036 yards on 326-of-516 (63.2%) passing with 26 touchdowns and 13 interceptions... Set school records for completions, attempts and yards while his 26 scores through the air marked the fourth most in ASU annals... Ranked second in the Pac-12 Conference and 11th in the nation with 317.3 passing yards per game... Combined to complete 108-of-157 (68.8%) passes for 1,262 yards with nine touchdowns and three interceptions (151.4 rtg.) against ASU's four ranked opponents in 2011... Appeared in six games (1 start) as a sophomore and completed 62-of-109 (56.9%) passes for 797 yards with five touchdowns and zero interceptions (133.4 rtg.)... Named MVP of the Territorial Cup after throwing for 267 yards and one touchdown in his only start of the season in the Sun Devils' 30-29 overtime win at Arizona (12/2/11)... Played six games (1 start) as a true freshman for Arizona State, completing 24-of-55 (43.6%) passes for 249 yards with two touchdowns and two interceptions for an 86.4 passer rating... Became the first ASU true freshman quarterback to start a game since Jake Plummer in 1993 when he opened the Sun Devils' game at No. 14 Oregon (11/14/09).

**PERSONAL:** Osweiler was named the 2008-09 Gatorade State Player of the Year for Montana following his senior season at Flathead High School in Kalispell, Mont., after completing 189-of-303 (62.4%) passes for 2,703 yards with 29 touchdowns... Averaged 24.9 points and 14.5 rebounds as a junior on the hardwood and was listed as a three-star basketball recruit by Scout.com... Originally committed to Gonzaga University to play basketball before deciding to pursue football collegiately... Studied sociology and political science at ASU... Brock Alan Osweiler was born on Nov. 22, 1990, in Coeur d'Alene, Idaho.

## OSWEILER'S REGULAR SEASON RECORD

		PASSING													
Year	Club	G	S	Att.	Comp.	Pct.	Yds.	Yds./Att.	TD	%	Int.	%	LG	Sack/Yds.	Rtg.
2012	Denver	5	0	4	2	50.0	12	3.0	0	0.0	0	0.0	7	0/0	56.3
2013	Denver	4	0	16	11	68.8	95	5.9	0	0.0	0	0.0	19	2/8	84.1
CAREER TOTALS		9	0	20	13	65.0	107	5.4	0	0.0	0	0.0	19	2/8	78.5

		RUSHING					SCORING					
Year	Club	Att.	Yds.	Avg.	LG	TD	TD	TDr	TDp	TDrt	2pt	Pts.
2012	Denver	8	-13	-1.6	-1	0	0	0	0	0	0	0
2013	Denver	3	2	0.7	4	0	0	0	0	0	0	0
CAREER TOTALS		11	-11	-1.0	4	0	0	0	0	0	0	0

**ADDITIONAL STATISTICS:** Fumble recoveries — 2012 (1), TOTAL (1).

## OSWEILER'S SINGLE-GAME HIGHS

(Postseason in parentheses)

**Pass attempts** — 13 at Oakland, 12/29/13 (none). **Pass completions** — 9 at Oakland, 12/29/13 (none). **Passing yards** — 85 at Oakland, 12/29/13 (none). **Longest pass completion** — 19 at Oakland, 12/29/13 (none). **Rushing attempts** — 3 vs. Kansas City, 12/30/12 (none). **Rushing yards** — 3 vs. Philadelphia, 9/29/13 (none). **Longest rush** — 4 vs. Philadelphia, 9/29/13 (none).

## BROCK OSWEILER'S GAME-BY-GAME

(Victories asterisked)

2013 DENVER		PASSING								RUSHING					
Opponent	P/S	Att.	Comp.	Yds.	Pct.	TD	INT	LG	S/Yds.	Rtg.	Att.	Yds.	Avg.	LG	TD
vs. Bal. (9/5)*															
at NYG (9/15)*															
vs. Oak. (9/23)*															
vs. Phi. (9/29)*	P	3	2	10	66.7	0	0	5	0/0	71.5	2	3	1.5	4	0
at Dal. (10/6)*															
vs. Jac. (10/13)*															
at Ind. (10/20)															
vs. Was. (10/27)*															
at S.D. (11/10)*															
vs. K.C. (11/17)*															
at N.E. (11/24)	P	0	0	0	0.0	0	0	—	0/0	0.0	0	0	0.0	—	0
at K.C. (12/1)*															
vs. Ten. (12/8)*															
vs. S.D. (12/12)															
at Hou. (12/22)*	P	0	0	0	0.0	0	0	—	0/0	0.0	0	0	0.0	—	0
at Oak. (12/29)*	P	13	9	85	69.2	0	0	19	2/8	87.0	1	-1	-1.0	-1	0
<b>Regular Season Totals</b>	<b>4/0</b>	<b>16</b>	<b>11</b>	<b>95</b>	<b>68.8</b>	<b>0</b>	<b>0</b>	<b>19</b>	<b>2/8</b>	<b>84.1</b>	<b>3</b>	<b>2</b>	<b>0.7</b>	<b>4</b>	<b>0</b>
vs. S.D. (1/12)†*															
<b>Postseason Totals</b>	<b>0/0</b>	<b>0</b>	<b>0</b>	<b>0</b>	<b>0.0</b>	<b>0</b>	<b>0</b>	<b>—</b>	<b>0/0</b>	<b>0.0</b>	<b>0</b>	<b>0</b>	<b>0.0</b>	<b>—</b>	<b>0</b>

†AFC Divisional Playoff Game





# SHAUN PHILLIPS

90

DEFENSIVE END

6-3 • 255 • 10TH YR. • PURDUE

BORN: May 13, 1981, in Philadelphia

HIGH SCHOOL: Willingboro (N.J.) High School

ACQUIRED: Unrestricted Free Agent (San Diego), 2013

NFL YEAR: 10th • YEAR WITH BRONCOS: 1st

NFL GAMES PLAYED/STARTED: 152/120 • POSTSEASON GP/GS: 9/8



## PHILLIPS AT A GLANCE:

- A 10th-year player who totaled at least seven sacks in seven of his first nine seasons with San Diego to tie for the fifth most in the NFL during that span.
- Entered 2013 with the third-most sacks (69.5) by a linebacker since his rookie year in 2004.
- Missed a total of just eight games in his first nine campaigns and started all 16 regular-season contests in four of the last six seasons.
- Earned his first career Pro Bowl selection in 2010 after opening all 16 games for the Chargers and topping the double-digit mark in sacks (11.0) for the second time in his career.
- Named AFC Defensive Player of the Week after producing a career-high four sacks and an interception returned for a touchdown vs. Arizona (10/3/10).
- Led the NFL with a career-best seven forced fumbles in 2009 while leading San Diego to its fourth consecutive AFC West title.
- Completed his collegiate career at Purdue University as the school's all-time leader with 33.5 career sacks while ranking third in team annals with 60.5 tackles for a loss.
- Joined the Broncos as an unrestricted free agent on April 29, 2013.
- Selected by the Chargers in the fourth round (98th overall) of the 2004 NFL Draft.

## 90's TROPHY CASE

Pro Bowl Selections (1) ..... 2010

**CAREER TRANSACTIONS:** Signed by San Diego as a draft choice 7/22/04; Signed by Denver as an unrestricted free agent 4/29/13.



**2013:** Phillips played all 16 games and led the team with 10 sacks in his first season with the Broncos in 2013... Totaled 36 tackles to go with one interception, 13 quarterback hits, five pass breakups and two forced fumbles... Recorded a game-high 2.5 sacks, included a strip-sack, that set a record by a player in his Broncos' debut in Denver's season-opening win vs. Bal. (9/5)... Sacked Michael Vick in Denver's Week 4 win vs. Phi. (9/29)... Sacked Tony Romo twice in Denver's Week 5 win at Dal. (10/6)... Sacked Andrew Luck and finished with two quarterback hits at Ind. (10/20)... Intercepted a pass from Kirk Cousins vs. Was. (10/27)... Sacked Philip Rivers for a 10-yard loss in his first game against his former team at S.D. (11/10)... Tied for the club lead with 10 tackles, while adding 1.5 sacks, two tackles for a loss, two QB hits and two pass breakups vs. K.C. (11/17)... Sacked Rivers for a 6-yard loss vs. S.D. (12/12)... Sacked Rivers twice in the Divisional Round vs. S.D. (1/12).

**2012:** Phillips started all 16 games for the fourth time in his career and led the team with 9.5 sacks (62.5 yds.) in addition to 47 tackles (20 solo), two passes defended, two forced fumbles and three fumble recoveries... Recovered a fumble in the end zone vs. K.C. (11/1) to represent the third defensive touchdown of his career... Sacked quarterback Peyton Manning in the end zone at Den. (11/18) to mark his first career safety... Posted 2.5 sacks at NYJ (12/23) to move past Gary Johnson into second place on the Chargers' all-time sack list.

**2011:** Phillips opened all 12 games played and collected 37 tackles (30 solo), 3.5 sacks (27.5 yds.), two interceptions (0 yds.) and six passes defended... Inactive in four games with a foot injury... Recorded his fifth career interception vs. Min. (11/11) on the Chargers' first defensive play of the season.

**2010:** Phillips started all 16 games for the third consecutive season and earned his first career Pro Bowl selection after totaling 68 tackles (51 solo), 11 sacks (71 yds.), one interception (31 yds.), seven passes defended

## PHILLIPS GETS TO THE QUARTERBACK

### MOST SACKS BY A LINEBACKER, 2004-12

Player	Sacks
1. DeMarcus Ware, Dal.	111.0
2. Terrell Suggs, Bal.	73.5
3. <b>Shaun Phillips, S.D.</b>	<b>69.5</b>
4. James Harrison, Pit.	64.0
5. Tamba Hali, K.C.	62.5
Joey Porter, Pit./Mia.	62.5

### MOST SEASONS WITH 7+ SACKS SINCE 2004

Player	No.
1. Jared Allen, K.C./Min.	9
Robert Mathis, Ind.	9
3. Julius Peppers, Car./Chi.	8
DeMarcus Ware, Dal.	8
5. <b>Shaun Phillips, S.D.</b>	<b>7</b>
John Abraham, NYJ./Atl.	7

and one fumble recovery... Voted as the Chargers' Defensive Player of the Year after helping lead the league's No 1-ranked unit... Named AFC Defensive Player of the Week after totaling a career-high four sacks and returning an interception 31 yards for a touchdown vs. Ari. (10/3).

**2009:** Phillips opened all 16 regular-season games and tallied 71 tackles (56 solo), seven sacks (45 yds.), four passes defended and an NFL-high/career-best seven forced fumbles... Led San Diego with his seven sacks and tied for the team lead with 16 quarterback hits to earn Chargers co-Defensive Player of the Year honors... Notched his NFL-leading seventh forced fumble at Ten. (12/25)... Contributed six solo tackles in San Diego's AFC Divisional Playoff Game vs. NYJ (1/17).

**2008:** Phillips started all 16 regular-season games for the first time in his career and totaled a personal-best 88 tackles (55 solo) to go along with 7.5 sacks (38.5 yds.), four passes defended, one forced fumble and one fumble recovery... Opened both postseason contests for San Diego and made six tackles (3 solo)... Named Chargers Alumni Defensive Player of the Month for December after totaling 15 tackles (13 solo), 3.5 sacks (15 yds.), two passes defended and one forced fumble in four games.

**2007:** Phillips opened all 15 regular-season games played and recorded 87 tackles (62 solo), 8.5 sacks (56.5 yds.), two interceptions (36 yds.), five passes defended and three forced fumbles... Named to the *USA Today* All-Joe Team... Started all three playoff games and totaled 24 tackles (16 solo), one pass defended and one fumble recovery... Registered his first NFL touchdown with an 18-yard interception return for a score vs. Det. (12/16)... Made a late fourth-quarter pass breakup on third down in San Diego's AFC Divisional Playoff Game at Ind. (1/13) to prevent a potential game-winning touchdown drive.

**2006:** Phillips started all 14 games played and contributed 63 tackles (48 solo), a career-high 11.5 sacks (67.5 yds.), eight passes defended, four forced fumbles and two fumble recoveries... Named to the *USA Today* All-Joe Team in addition to being voted a second alternate for the Pro Bowl... Inactive for two weeks with a calf injury... Recorded a game-clinching strip-sack of quarterback Jake Plummer on the last play of the game at Den. (11/19) to preserve a 35-27 Chargers win... Totaled three tackles, including a strip-sack of quarterback Tom Brady in San Diego's AFC Divisional Playoff Game vs. N.E. (1/14).

**2005:** Phillips played 15 games (3 starts) for the Chargers and totaled 20 defensive tackles (18 solo), seven sacks (49 yds.), two passes defended, three forced fumble and one fumble recovery... Added 15 special-teams stops to tie for third on the team... Inactive vs. NYG (9/25) with a calf injury... Named Chargers Alumni Player of the Week after recording two sacks and another tackle for a loss at NYJ (11/6).

**2004:** Selected by the Chargers in the fourth round (98th overall) of the 2004 NFL Draft, Phillips played all 16 regular-season games and recorded 18 tackles (14 solo), four sacks (23 yds.), one interception (0 yds.), three passes defended and two fumble recoveries... Made nine tackles on special-teams units... Shared a nine-yard sack and added a special-teams stop in San Diego's AFC Wild Card Game vs. NYJ (1/8).

**COLLEGE:** Phillips finished his collegiate career as Purdue University's all-time leader in sacks (33.5) in addition to collecting 231 tackles, 60.5 tackles for a loss and nine forced fumbles... Named a second-team All-America selection and Big Ten Conference Defensive Player of the Year by *College Football News* and a unanimous first-team all-conference pick following his senior campaign... Tabbed as an honorable mention All-Big Ten selection in each of his first three seasons for the Boilermakers.

**PERSONAL:** Phillips was an all-state and all-city selection in football at Willingboro (N.J.) High School, where he also lettered in basketball and track... Played in the New York-New Jersey Governor's Bowl as a senior... Has served as a fundraiser and spokesperson for the After-School All-Stars, a non-profit organization that designs after-school programs for inner-city youth... Works with Popchips and the global charity Free Wheelchair Mission, a faith-based foundation that helps provide wheelchairs for children in third-world countries... A management major at Purdue, he participated in a Wall Street internship at the New York Stock Exchange in 2010 as well as the NFL's Business Management and Entrepreneurial Program at the Kellogg School of Management at Northwestern University in 2006... Shaun Jamal Phillips was born on May 13, 1981, in Philadelphia.

#### PHILLIPS' SACKS BY QUARTERBACK

\*denotes win (Phillips' teams are 43-20, including postseason, in games in which he records at least one half of a sack.)

QB	Sacks	Dates
JaMarcus Russell	4.5	1.5 at Oak., 9/28/08*, 1 vs. Oak., 12/4/08* 2 vs. Oak., 11/1/09*
Alex Smith	4.5	2 at S.F., 10/15/06*, 1 vs. S.F., 12/16/10* 1.5 vs. K.C., 11/17/13*
Matt Cassel	4.0	2 at K.C., 10/25/09*, 1 at K.C., 9/13/10 1 at K.C., 9/30/12*
Joe Flacco	4.0	0.5 vs. Bal., 12/18/11*, 1 vs. Bal., 11/25/12 2.5 vs. Bal., 9/5/13*
Philip Rivers	4.0	1 at S.D., 11/10/13*, 1 vs. S.D., 12/12/13 2 vs. S.D. 1/12/13* (AFC Divisional)
Carson Palmer	3.5	1 at Cin., 11/12/06*, 2.5 at Oak., 9/10/12*
Tom Brady	3.0	1 vs. N.E., 1/14/07 (AFC Divisional) 1 vs. N.E., 10/24/10, 1 at N.E., 9/18/11
Aaron Brooks	2.5	1 at Oak., 9/11/06*, 1.5 vs. Oak., 11/26/06
Brett Favre	2.5	1.5 at G.B., 9/23/07, 1 vs. NYJ, 9/22/08*
Damon Huard	2.5	1 vs. K.C., 9/30/07, 1.5 at K.C., 12/2/07*
Greg McElroy	2.5	2.5 at NYJ, 12/23/12*
Ben Roethlisberger	2.5	1 vs. Pit., 10/10/05, 1 vs. Pit., 10/8/06* 0.5 at Pit., 11/16/08
Andrew Walter	2.5	1 at Oak., 9/11/06*, 1.5 vs. Oak., 12/4/08*
Derek Anderson	2.0	2 vs. Ari., 10/3/10*
Daunte Culpepper	2.0	2 vs. Oak., 10/14/07*
Max Hall	2.0	2 vs. Ari., 10/3/10*
J.P. Losman	2.0	1 vs. Buf., 11/20/05*, 1 at Buf., 12/3/06*
Peyton Manning	2.0	1 at Ind. 11/28/10*, 1 at Den., 11/18/12
Kyle Orton	2.0	2 vs. Den., 11/22/10*
Jake Plummer	2.0	1 vs. Den., 12/31/05, 1 at Den., 11/19/06*
Tony Romo	2.0	2 at Dal., 10/6/13*
Mark Sanchez	2.0	2 at NYJ, 10/23/11
Drew Bledsoe	1.0	1 vs. Dal., 9/11/05
Brooks Bollinger	1.0	1 at NYJ, 11/6/05*
Drew Brees	1.0	1 at N.O., 10/7/12
Mark Brunell	1.0	1 at Was., 11/27/05*
David Carr	1.0	1 at Hou., 9/12/04*
Jay Cutler	1.0	1 vs. Den., 12/24/07*
Jake Delhomme	1.0	1 at Car., 10/24/04*
Jeff Garcia	1.0	1 at T.B., 12/21/08*
Trent Green	1.0	1 vs. K.C., 12/17/06*
Rex Grossman	1.0	1 vs. Chi., 9/9/07*
Matt Hasselbeck	1.0	1 at Sea., 9/26/10
Andrew Luck	1.0	1 at Ind., 10/20/13
Eli Manning	1.0	1 at NYG, 11/8/09*
Luke McCown	1.0	1 at Cle., 12/19/04*
Steve McNair	1.0	1 at Bal., 10/1/06
Chad Pennington	1.0	0.5 vs. NYJ, 1/8/05 (AFC Wild Card) 0.5 at Mia., 10/5/08
Brady Quinn	1.0	1 at Cle., 12/6/09*
Chris Simms	1.0	1 at Den., 11/22/09*
Vinny Testaverde	1.0	1 at NYJ, 11/6/05*
Michael Vick	1.0	1 vs. Phi., 9/29/13*
Billy Volek	1.0	1 vs. Ten., 10/3/04*
Kyle Boller	0.5	0.5 vs. Bal., 11/25/07*
Brandon Weeden	0.5	0.5 at Cle., 10/28/12
Ricky Williams	0.5	0.5 at Mia., 10/5/08

### PHILLIPS' REGULAR SEASON RECORD

Year	Club	G	S	UT	A	TT	S-Yds.	I-Yds.	PD	FF	FR	TD-Int.	TD-FR	S	Pts.
2004	San Diego	16	0	14	4	18	4-23	1-0	3	0	2	0	0	0	0
2005	San Diego	15	3	18	2	20	7-49	0-0	2	3	1	0	0	0	0
2006	San Diego	14	14	48	15	63	11.5-67.5	0-0	8	4	2	0	0	0	0
2007	San Diego	15	15	62	25	87	8.5-56.5	2-36	5	3	0	1	0	0	6
2008	San Diego	16	16	55	24	79	7.5-38.5	0-0	4	1	1	0	0	0	0
2009	San Diego	16	16	56	15	71	7-45	0-0	4	7	0	0	0	0	0
2010	San Diego	16	16	51	17	68	11-71	1-31	7	0	1	1	0	0	6
2011	San Diego	12	12	30	7	37	3.5-27.5	2-0	6	0	0	0	0	0	0
2012	San Diego	16	16	20	27	47	9.5-62.5	0-0	2	2	3	0	1	1	8
2013	Denver	16	12	29	7	36	10-77.5	1-3	5	2	0	0	0	0	0
<b>CAREER TOTALS</b>		<b>152</b>	<b>120</b>	<b>383</b>	<b>143</b>	<b>526</b>	<b>79.5-518</b>	<b>7-70</b>	<b>46</b>	<b>22</b>	<b>10</b>	<b>2</b>	<b>1</b>	<b>0</b>	<b>20</b>

**ADDITIONAL STATISTICS:** Special teams tackles — 2004 (9), 2005 (15), TOTAL (24).

### PHILLIPS' POSTSEASON RECORD

Year	Club	G	S	UT	A	TT	S-Yds.	I-Yds.	PD	FF	FR	TD-Int.	TD-FR	S	Pts.
2004	San Diego	1	0	0	1	1	0.5-4.5	0-0	0	0	0	0	0	0	0
2006	San Diego	1	1	2	1	3	1-4	0-0	0	0	0	0	0	0	0
2007	San Diego	3	3	16	8	24	0-0	0-0	1	0	1	0	0	0	0
2008	San Diego	2	2	3	3	6	0-0	0-0	0	0	0	0	0	0	0
2009	San Diego	1	1	6	0	6	0-0	0-0	0	0	0	0	0	0	0
2013	Denver	1	1	2	0	2	2-10	0-0	0	0	0	0	0	0	0
<b>CAREER TOTALS</b>		<b>9</b>	<b>8</b>	<b>29</b>	<b>13</b>	<b>42</b>	<b>3.5-18.5</b>	<b>0-0</b>	<b>1</b>	<b>0</b>	<b>1</b>	<b>0</b>	<b>0</b>	<b>0</b>	<b>0</b>

**ADDITIONAL STATISTICS:** Special teams tackles — 2004 (1), TOTAL (1).

### PHILLIPS' SINGLE-GAME HIGHS

(Postseason in parentheses)

**Tackles** — 11, vs. Oakland, 10/14/07 (11 vs. Tennessee, 1/6/08). **Sacks** — 4 vs. Arizona, 10/3/10 (2 vs. San Diego, 1/12/13). **Sack yards** — 25 vs. Arizona, 10/3/10 (10 vs. San Diego, 1/12/13). **Interceptions** — 1, seven times, last vs. Washington, 10/27/13 (none). **Interception return yards** — 31 vs. Arizona, 10/3/10 (none).

### PHILLIPS' MULTIPLE-SACK GAMES (20)

\*denotes win (Phillips' teams are 18-2 when he records more than one sack in a game.)

Date	Opponent	S-Yds.
11/6/05	at N.Y. Jets*	2-16
9/11/06	at Oakland*	2-10
10/15/06	at San Francisco*	2-14
11/26/06	vs. Oakland*	1.5-7.5
9/23/07	at Green Bay	1.5-3.5
10/14/07	vs. Oakland*	2-14
12/2/07	at Kansas City*	1.5-9
9/28/08	at Oakland*	1.5-7
12/4/08	vs. Oakland*	2.5-15
10/25/09	at Kansas City*	2-7
11/1/09	vs. Oakland*	2-14
10/3/10	vs. Arizona*	4-25
11/22/10	vs. Denver*	2-18
10/23/11	at N.Y. Jets	2-17
9/10/12	at Oakland*	2.5-17.5
12/23/12	at N.Y. Jets*	2.5-20.5
9/5/13	vs. Baltimore*	2.5-14
10/6/13	at Dallas*	2-23
11/17/13	vs. Kansas City*	1.5-12.5
1/12/13	vs. San Diego†*	2-10

†AFC Divisional Playoff Game

### SHAUN PHILLIPS' GAME-BY-GAME

(Victories asterisked)

2013 DENVER		TACKLES								
Date	Opponent	P/S	UT	A	TT	S-Yds.	I-Yds.	PD	FF	FR
Sep 5	vs. Baltimore*	P	3	1	4	2.5-14	0-0	0	1	0
Sep 15	at N.Y. Giants*	S	1	0	1	0-0	0-0	0	0	0
Sep 23	vs. Oakland*	P	2	0	2	0-0	0-0	0	0	0
Sep 29	vs. Philadelphia*	S	4	0	4	1-4	0-0	0	0	0
Oct 6	at Dallas*	P	3	0	3	2-23	0-0	0	0	0
Oct 13	vs. Jacksonville*	S	0	1	1	0-0	0-0	2	0	0
Oct 20	at Indianapolis	P	1	0	1	1-8	0-0	0	0	0
Oct 27	vs. Washington*	S	0	1	1	0-0	1-3	1	0	0
Nov 10	at San Diego*	S	1	0	1	1-10	0-0	0	0	0
Nov 17	vs. Kansas City*	S	7	2	9	1.5-12.5	0-0	2	0	0
Nov 24	at New England	S	2	1	3	0-0	0-0	0	1	0
Dec 1	at Kansas City*	S	1	0	1	0-0	0-0	0	0	0
Dec 8	vs. Tennessee*	S	0	0	0	0-0	0-0	0	0	0
Dec 12	vs. San Diego	S	2	0	2	1-6	0-0	0	0	0
Dec 22	at Houston*	S	1	1	2	0-0	0-0	0	0	0
Dec 29	at Oakland*	S	1	0	1	0-0	0-0	0	0	0
Regular Season Totals		16/12	29	7	36	10-77.5	1-3	5	2	0
Jan 12	vs. San Diego†*	S	2	0	2	2-10	0-0	0	0	0
Postseason Totals		1/1	2	0	2	2-10	0-0	0	0	0

†AFC Divisional Playoff Game



## MATT PRATER

5

KICKER



5-10 • 195 • 7TH YR. • CENTRAL FLORIDA

BORN: Aug. 10, 1984, in Mayfield Heights, Ohio

HIGH SCHOOL: Estero (Fla.) High School.

ACQUIRED: Free Agent, 2007

NFL YEAR: 7th • YEAR WITH BRONCOS: 7th

NFL GAMES PLAYED/STARTED: 96/0 • POSTSEASON GP/GS: 4/0

### PRATER AT A GLANCE:

- A seventh-year kicker who ranks first in franchise history in field goal accuracy having converted 141-of-170 (.829) attempts in his first seven seasons with the Broncos.
- Converted 47-of-50 (.940) career field goals in the fourth quarter in addition to connecting on all four of his attempts in overtime.
- Owns the best field goal percentage from 50+yards (.778 / 21-of-27) in league history among players who started their career after 1970 (min. 20 att.).
- Named to his first career Pro Bowl and AP All-Pro second team after leading the league with a .962 field goal percentage that ranked sixth in NFL history (min. 25 att.) and setting a league touchback record with 81 in 2013.
- Set a franchise record with 150 points scored (25/26 FGs, 75/75 PATs) and .962 field-goal accuracy percentage in 2013.
- Set an NFL record with a 64-yard field goal vs. Tennessee (12/8/13).
- Owns five AFC Special Teams Player of the Week awards (2008, '09, '11, '12, '13) and two AFC Special Teams Player of the Month honors (Sept. '09, Dec./Jan. '11) for his NFL career.
- Delivered four game-winning field goals on the last play of the game in 2011 (3 in OT, 1 on last play of regulation) to tie for the second most in a single season in NFL history.
- Joined Mike Vanderjagt as the only two players in NFL history to kick a 50+yard field goal with less than a minute remaining in regulation to force overtime in addition to converting a 50+yard game-winning field goal in overtime with his performance vs. Chicago (12/11/11).
- Made 16-of-18 field goals in 2010 to represent the second-highest single-season field goal percentage (.889) in team history (min. 10 att.).
- Converted 18 consecutive field goal attempts, spanning the last eight games in 2009 and the first six contests in 2010, to represent the third-longest such streak in Broncos history.
- Tied the Broncos' single-season record and ranked fourth in the NFL with five 50-yard field goals, including a career-long 56-yarder as well as two 50-yarders in one game, in 2008.
- Finished his career at the University of Central Florida tied for first in school history in field goals made (50) and ranked fourth in scoring (258 pts.).
- Joined the Broncos from Miami's practice squad on Dec. 19, 2007.
- Entered the NFL with Detroit as a college free agent on May 4, 2006.

### 5's TROPHY CASE

Pro Bowl (1) ..... 2013  
All-Pro (2nd team) (1) ..... 2013

**CAREER TRANSACTIONS:** Signed by Detroit as a college free agent 5/4/06; Waived by Detroit 8/28/06; Signed by Miami to a future contract 1/4/07; Waived by Miami 8/27/07; Signed by Atlanta 8/30/07; Waived by Atlanta 9/18/07; Signed by Miami (practice squad) 11/14/07; Signed by Denver (active roster) 12/19/07. Placed on injured reserve by Denver 12/23/10.



### PRATER HOLDS BRONCOS SINGLE SEASON SCORING MARK BY A KICKER

#### MOST POINTS SCORED BY A KICKER, SINGLE SEASON BRONCOS HISTORY

	Player	Year	No.
1.	Matt Prater	2013	150
2.	Matt Prater	2012	133
3.	Jason Elam	1995	132
4.	Jason Elam	2004	129
5.	Jason Elam	1998	127



**PRATER A RELIABLE WEAPON**

**BEST FIELD GOAL PERCENTAGE, BRONCOS HISTORY**

Player	Md.	Att.	Pct.
1. <b>Matt Prater, 2007-Pres.</b>	<b>141</b>	<b>170</b>	<b>82.9</b>
2. Jason Elam, 1993-2007	395	490	80.6
3. David Treadwell, 1989-92	99	127	78.0
4. Rich Karlis, 1982-88	137	193	71.0
5. Fred Steinfort, 1979-81	43	64	67.2
6. Jim Turner, 1971-79	151	232	65.1
7. Gene Mingo, 1960-64	72	119	60.5

**BEST FG PCT. SINGLE SEASON, BRONCOS HISTORY**

Player	Md.	Att.	Pct.
1. <b>Matt Prater, 2013</b>	<b>25</b>	<b>26</b>	<b>96.2</b>
2. Jason Elam, 2006	27	29	93.1
3. <b>Matt Prater, 2010</b>	<b>16</b>	<b>18</b>	<b>88.9</b>
4. Jason Elam, 2003	27	31	87.1
Jason Elam, 2007	27	31	87.1
6. Jason Elam, 2001	31	36	86.1
7. <b>Matt Prater, 2009</b>	<b>30</b>	<b>35</b>	<b>85.7</b>

**2013:** Prater was named to his first career Pro Bowl and AP All-Pro Second Team in 2013, after converting 25-of-26 field goals, including an NFL-record 64-yard kick... His .962 field goal percentage ranked sixth in league history for a single season (min. 25 att.) and established a Broncos franchise record... Set an NFL record with 81 touchbacks... Ranked second in the league with 150 kicking points, which set a franchise single-season record... Led the league with six 50-yard field goals... Tied a career high with seven PATs and touchbacks on all eight of his kickoffs in Denver's season-opening win vs. Bal. (9/5)... Converted 42- and 47-yard field goal as well as all five extra points in the Broncos' Week 2 win at NYG (9/15)... Went three-for-three on field goal attempts, including a 53-yarder vs. Oak. (9/23)... Kicked a 53-yard field goal and tied career highs with seven extra points, nine kickoffs and eight touchbacks vs. Phi. (9/29)... Set a career high with 15 points after converting six extra points and all three field goal attempts, including the game-winning 28-yarder at Dal. (10/6)... Made six extra points to go with one field goal for nine points to go with touchbacks on all eight kickoffs to tie a career high vs. Was. (10/27)... Became the last kicker in the NFL to miss a field goal after making attempts from 52 and 36 yards and missing one from 52 yards vs. K.C. (11/17)... Set an NFL record with a 64-yard field goal as time expired in the first half and tied a career high with 15 points (3 FG, 6 PAT) vs. Ten. (12/8)... Registered four touchbacks on kickoffs to increase his season total to 70, breaking the NFL single-season touchback record... Posted touchbacks on all five kickoffs in the Divisional Round vs. S.D. (1/12).

**2012:** Prater appeared in all 16 regular-season games and set a franchise record for a kicker with 133 points scored (26/32 FGs, 55/55 PATs), breaking Jason Elam's previous mark of 132 points in 1995... Led the NFL with 65 touchbacks on 98 kickoffs (66.3 pct.)... Established a career high with eight touchbacks on eight kickoffs vs. Oak. (9/30), while also converting three-of-three field goals, earning AFC Special Teams Player of the Week for his performance... Matched a career high with four field goals (4-of-4) at Oak. (12/6)... Made a career-high two special teams tackles at Bal. (12/16).

**2011:** Prater played all 16 regular-season games and made 19-of-25 field goals in addition to converting all 30 extra point attempts... Led the NFL in touchback percentage (70.1 / 47-of-67)... Made four walk-off field goals—three in overtime and one at the end of regulation—to tie for the second-most game-winning kicks in NFL history in a single season... Successful on all four field goal attempts in two postseason games for the Broncos... Named AFC Special Teams Player of the Week for his effort vs. Chi. (12/11) in which he converted a 59-yard field goal with 0:03 remaining to force overtime and then won the game with a 51-yard kick in the extra session... Named AFC Special teams Player of the Month for Dec./Jan. after making 6-of-7 field goals during Denver's last five games, including both of his attempts from 50+ yards.

**2010:** Prater played 12 games and converted 16-of-18 field goals to go along with 28-of-29 extra point attempts to record the second-highest single-season field goal percentage (.889) in team history... Kicked off 54 times for 3,638 yards (67.4 avg.) with 20 touchbacks... Converted his 18th consecutive field goal attempt vs. NYJ (10/17)—a career-long 59-yarder—dating to the ninth game of the 2009 season to mark the third-longest such streak in team history... Saw his streak of 15 consecutive games with a field goal (T-3rd longest in Broncos history) end in Week 7 vs. Oak. (10/24) when he did not attempt a field goal... Inactive in Weeks 14-15 before being placed on injured reserve on Dec. 23 with a groin injury.

**2009:** Prater played all 16 games for the Broncos, converting 30-of-35 (.857) field goal attempts along with all 32 extra point attempts while kicking off 77 times for 5,304 yards (68.9 avg.) with 28 touchbacks... Tied for third in the NFL as well as in Broncos history for a year in field goals (30)... Tied for fifth in team history in field goal percentage (.857)... Set a club record and tied for second in the league with 28 touchbacks... Became the fifth Bronco with multiple 100-point seasons with 122 points that tied for seventh in the league... Made 19 of his final 20 field goal attempts... Converted 2-of-3 50-yard attempts... Had one special-teams tackle... Named AFC Special Teams Player of the Month for September after totaling 41 points, converting 9-of-10 field goals and all 14 extra points, in addition to registering seven touchbacks on kickoffs... Made a game-winning 41-yard field goal in overtime vs. N.E. (10/11)... Enjoyed a career night on Thanksgiving vs. NYG (11/26), making all four field goal attempts and posting five touchbacks on kickoffs to earn AFC Special Teams Player of the Week honors.

**2008:** Prater played all 16 games for Denver in his first full NFL season, converting 25-of-34 (.735) field goal attempts along with 39-of-40 (.975) extra point attempts while kicking off 82 times for 5,387 yards (65.7 avg.)

**PRATER SHOWS LEG STRENGTH**

**HIGHEST 50-YD. FIELD GOAL PCT., NFL, SINCE 1970**

Player	Md.	Att.	Pct.
1. <b>Matt Prater, Den</b>	<b>21</b>	<b>27</b>	<b>77.8</b>
2. Robbie Gould, Chi.	16	21	76.2
3. Tony Zendejas, LAN/Hou.	17	23	73.9
4. Jeff Wilkins, Stl./S.F./Phi.	26	36	72.2
5. Rob Bironas, Ten.	24	34	70.6

**LONGEST FIELD GOALS, BRONCOS HISTORY**

Player	Opponent	Length
1. <b>Matt Prater</b>	<b>vs. Ten., 12/8/13</b>	<b>64*</b>
2. Jason Elam	vs. Jac., 10/25/98	63
3. <b>Matt Prater</b>	<b>vs. NYJ, 10/17/10</b>	<b>59</b>
<b>Matt Prater</b>	<b>vs. Chi., 12/11/11</b>	<b>59</b>
5. Fred Steinfort	vs. Was., 10/13/80	57

\*NFL Record

### PRATER'S GAME-WINNING FIELD GOALS, 2011

Opp. (Date)	Qtr.	FG Length
at Miami (10/23/11)	OT	52
at San Diego (11/27/11)	OT	37
at Minnesota (12/4/11)	4	23
vs. Chicago (12/11/11)	OT	51

**PERSONAL:** Prater was a second-team all-state selection as a senior at Estero (Fla.) High School... Also named first-team all-conference and all-Southwest Florida... Connected on 56-of-58 extra point attempts and made 14 field goals while placing 84 percent of his kickoffs into the end zone for Estero... Majored in psychology at Central Florida... Matt Prater was born on Aug. 10, 1984, in Mayfield Heights, Ohio.

\*NFL Record



**PRATER'S 50-YARD FIELD GOALS (21)**

*\*denotes win (The Broncos are 13-6 when Prater records a 50+yard field goal in a game.)*

Date	Opponent	Length
9/14/08	vs. San Diego*	52
9/28/08	at Kansas City	56
9/28/08	at Kansas City	51
10/5/08	vs. Tampa Bay*	55
11/2/08	vs. Miami	50
9/13/09	at Cincinnati*	50
12/20/09	vs. Oakland	51
9/12/10	at Jacksonville	54
10/17/10	vs. N.Y. Jets	59
10/23/11	at Miami*	52
12/11/11	vs. Chicago*	59
12/11/11	vs. Chicago*	51
9/23/12	vs. Houston	53
9/30/12	vs. Oakland*	53
11/11/12	at Carolina*	53
9/23/13	vs. Oakland*	53
9/29/13	vs. Philadelphia*	53
10/6/13	at Dallas*	50
11/17/13	vs. Kansas City*	54
12/8/13	vs. Tennessee*	64*
12/29/13	at Oakland*	54
*NFL Record		

**MATT PRATER'S GAME-BY-GAME**

*(Victories asterisked)*

2013 DENVER		FIELD GOALS								PATs			
Date	Opponent	P/S	10-19	20-29	30-39	40-49	50-59	60+	TOTAL	Pct.	Md./Att.	Pct.	Pts.
Sep 5	vs. Baltimore*	P	0/0	0/0	0/0	0/0	0/0	0/0	0/0	0.000	7/7	1.000	7
Sep 15	at N.Y. Giants*	P	0/0	0/0	0/0	2/2	0/0	0/0	2/2	1.000	5/5	1.000	11
Sep 23	vs. Oakland*	P	0/0	0/0	0/0	2/2	1/1	0/0	3/3	1.000	4/4	1.000	13
Sep 29	vs. Philadelphia*	P	0/0	0/0	0/0	0/0	1/1	0/0	1/1	1.000	7/7	1.000	10
Oct 6	at Dallas*	P	0/0	1/1	0/0	1/1	1/1	0/0	3/3	1.000	6/6	1.000	15
Oct 13	vs. Jacksonville*	P	0/0	0/0	0/0	0/0	0/0	0/0	0/0	0.000	5/5	1.000	5
Oct 20	at Indianapolis	P	0/0	0/0	1/1	1/1	0/0	0/0	2/2	1.000	3/3	1.000	9
Oct 27	vs. Washington*	P	1/1	0/0	0/0	0/0	0/0	0/0	1/1	1.000	6/6	1.000	9
Nov 10	at San Diego*	P	0/0	0/0	0/0	0/0	0/0	0/0	0/0	0.000	4/4	1.000	4
Nov 17	vs. Kansas City*	P	0/0	0/0	1/1	0/0	1/2	0/0	2/3	0.667	3/3	1.000	9
Nov 24	at New England	P	0/0	1/1	0/0	0/0	0/0	0/0	1/1	1.000	4/4	1.000	7
Dec 1	at Kansas City*	P	0/0	0/0	0/0	0/0	0/0	0/0	0/0	0.000	5/5	1.000	5
Dec 8	vs. Tennessee*	P	1/1	1/1	0/0	0/0	0/0	1/1	3/3	1.000	6/6	1.000	15
Dec 12	vs. San Diego	P	0/0	0/0	1/1	1/1	0/0	0/0	2/2	1.000	2/2	1.000	8
Dec 22	at Houston*	P	0/0	1/1	1/1	1/1	0/0	0/0	3/3	1.000	4/4	1.000	13
Dec 29	at Oakland*	P	0/0	0/0	1/1	0/0	1/1	0/0	2/2	1.000	4/4	1.000	10
<b>Regular Season Totals</b>		<b>16/0</b>	<b>2/2</b>	<b>4/4</b>	<b>5/5</b>	<b>8/8</b>	<b>5/6</b>	<b>1/1</b>	<b>25/26</b>	<b>.962</b>	<b>75/75</b>	<b>1.000</b>	<b>150</b>
Jan 12	vs. San Diego†*	P	0/0	0/0	0/0	1/2	0/0	0/0	1/2	.500	3/3	1.000	6
<b>Postseason Totals</b>		<b>1/0</b>	<b>0/0</b>	<b>0/0</b>	<b>0/0</b>	<b>1/2</b>	<b>0/0</b>	<b>0/0</b>	<b>1/2</b>	<b>.562</b>	<b>3/3</b>	<b>1.000</b>	<b>6</b>

†AFC Divisional Playoff Game



## MANNY RAMIREZ

66

CENTER

6-3 • 320 • 7TH YR. • TEXAS TECH

BORN: Feb. 13, 1983, in Houston

HIGH SCHOOL: Willowridge High School, Houston

ACQUIRED: Free Agent, 2011

NFL YEAR: 7th • YEAR WITH BRONCOS: 3rd

NFL GAMES PLAYED/STARTED: 51/42 • POSTSEASON: 2/1



### RAMIREZ AT A GLANCE:

- A seventh-year offensive guard who started 42-of-51 regular-season games played in his first seven NFL seasons with Detroit (2007-10) and Denver (2011-13).
- Started all 16 games at center for the first time in his career in 2013.
- Opened 12-of-13 games for the Lions in 2008 and was penalized just three times while allowing only a half sack according to Stats Inc.
- Started four seasons at Texas Tech University, calling the offensive line's blocking schemes during his final two seasons and earning numerous All-Big 12 Conference accolades.
- Part of an offensive aerial attack that led the country with 398.9 passing yards per game in his four seasons (2003-06) with the Red Raiders.
- Established a Texas Tech school lifting record with his 550-pound bench press.
- Joined the Broncos as a free agent on Jan. 4, 2011.
- Selected by the Lions in the fourth round (117th overall) of the 2007 NFL Draft.

**CAREER TRANSACTIONS:** Signed by Detroit as a draft choice 7/18/07; Waived by Detroit 10/6/10; Signed by Denver to a future contract 1/4/11.



**2013:** Ramirez opened all 16 regular-season games at center for the Broncos in 2013... Was part of an offensive line unit that allowed the fewest sacks (20) in the NFL, as well as the most games allowing zero sacks (6)... Earned a spot on Pro Football Focus' All-Week 3 Team for his performance vs. Oak. (9/23)... Part of an offensive line group that was named a collective offensive player of the week by Sports Illustrated's Peter King for its performance in which it allowed zero sacks and zero quarterback hits against the NFL's top-ranked sack defense vs. K.C. (11/17)... Part of an offensive line that did not allow a sack in Denver's Divisional-Round win vs. S.D. (1/12).

**2012:** Ramirez established a career high with 15 games played, starting 11 contests for the Broncos at right guard... Penalized just three times on the year... Played but did not start in Denver's AFC Divisional Playoff Game vs. Bal. (1/12).

**2011:** Ramirez played two games (0 starts) in his first season with the Broncos and was inactive for the remaining 14 regular-season games as well as both playoff contests.

**2010:** Ramirez spent the season out of football after being waived by Detroit on Oct. 6.

**2009:** Ramirez played a career-high 13 games (12 starts) at left guard for Detroit... Penalized only three times and was credited with just one half sack allowed according to Stats. Inc.

**2008:** Ramirez played four games (3 starts) for Detroit, opening two contests at right guard and one at left guard... Was not called for a penalty and allowed just two sacks on the season according to Stats Inc... Made his first career start vs. Chi. (10/5).

**2007:** Selected by the Lions in the fourth round (117th overall) of the 2007 NFL Draft, Ramirez played one game (0 starts) as a rookie... Made his NFL debut vs. K.C. (12/23) playing on special teams.

**COLLEGE:** Ramirez was part of the nation's most explosive aerial attack during his four seasons (2003-06) as a starter at Texas Tech University, as the Red Raiders led the country with 398.9 passing yards per game during that span... Earned numerous All-Big 12 Conference honors following his senior season that marked his second consecutive year calling the blocking schemes along the offensive line... Established a school lifting record with his 550-pound bench press.

**PERSONAL:** Ramirez was a first-team All-District 20-5A selection in his final two seasons at Willowridge High School in Houston... Majored in exercise sport science at Texas Tech... Manuel Ramirez was born on Feb. 13, 1983, in Houston.

### RAMIREZ'S REGULAR SEASON RECORD

Year	Club	G	S
2007	Detroit	1	0
2008	Detroit	4	3
2009	Detroit	13	12
2010	Detroit	0	0
2011	Denver	2	0
2012	Denver	15	11
2013	Denver	16	16
<b>CAREER TOTALS</b>		<b>51</b>	<b>42</b>

**ADDITIONAL STATISTICS:** *Fumbles* — 2009 (1 FR), *TOTAL* (1 FR).

### RAMIREZ'S POSTSEASON RECORD

Year	Club	G	S
2012	Denver	1	0
2013	Denver	1	1
<b>CAREER TOTALS</b>		<b>2</b>	<b>1</b>



# DOMINIQUE RODGERS-CROMARTIE 45

CORNERBACK

6-2 • 193 • 6TH YR. • TENNESSEE STATE

BORN: April 7, 1986, in Bradenton, Fla.

HIGH SCHOOL: Lakewood Ranch High School, Bradenton, Fla.

ACQUIRED: Unrestricted Free Agent (Philadelphia), 2013

NFL YEAR: 6th • YEAR WITH BRONCOS: 1st

NFL GAMES PLAYED/STARTED: 92/75 • POSTSEASON GP/GS: 7/7



## RODGERS-CROMARTIE AT A GLANCE:

- A sixth-year cornerback who spent his first five NFL seasons with Arizona (2008-10) and Philadelphia (2011-12), tying for the second-most passes defended (83) in the league during that span.
- Owns 22 career interceptions (19 regular season, 3 postseason), leading his teams to a combined 21-1 record when he posts at least one interception in a game.
- Led the team with 15 pass breakups and tied for the team lead with three interceptions in 2013.
- Earned his first career Pro Bowl selection following the 2009 season when he totaled a career-high six interceptions, 39 passes defended and three forced fumbles for Arizona.
- Returned four interceptions for touchdowns during his first three seasons with the Cardinals to tie for the second most in the NFL from 2008-10.
- Named an All-Rookie selection by the *Sporting News* and PFWA after starting 11-of-16 regular-season games and all four playoff contests for Arizona in 2008.
- Recognized as a two-time All-American and a three-time All-Ohio Valley Conference first team selection during his collegiate career at Tennessee State University, where he appeared in 44 games (39 starts) and totaled 11 interceptions (four returned for TDs).
- Joined the Broncos as an unrestricted free agent on March 14, 2013.
- Selected by Arizona in the first round (16th overall) of the 2008 NFL Draft.

## 45's TROPHY CASE

Pro Bowl Selections (1) . . . . . 2009

**CAREER TRANSACTIONS:** Signed by Arizona as a draft choice 7/25/08; Traded to Philadelphia 7/28/11; Signed by Denver as an unrestricted free agent 3/14/13.



**2013:** Rodgers-Cromartie played 15 games (13 starts) and tied for the team lead with three interceptions in his first season with the Broncos in 2013... Led the team with 15 pass breakups... Recorded his first Broncos interception, picking off Eli Manning's pass in the end zone at the end of the first half at NYG (9/15)... Broke up a pair of passes against his former team in Denver's Week 4 win vs. Phi. (9/29)... Recorded a tackle for a loss in addition to two pass breakups vs. Jac. (10/13)... Made a tackle for loss and broke up a pass at Ind. (10/20)... Intercepted a pass from Kirk Cousins and returned it 75 yards for a touchdown vs. Was. (10/27)... Broke up a pair of passes vs. K.C. (11/17)... Led the team with four pass breakups in the Divisional Round vs. S.D. (1/12).

**2012:** Rodgers-Cromartie started all 16 games for the third time in his career, totaling 48 tackles (37 solo) as well as leading the Eagles in interceptions (3) and passes defended (20)... Posted his third career multi-interception game in Philadelphia's season opener at Cle. (9/9), while adding a personal-best seven passes defended... Made a crucial fourth-quarter interception off Giants quarterback Eli Manning the end zone vs. NYG (9/30) to help preserve the win.

**2011:** Rodgers-Cromartie played 13 games (3 starts) in his first season with the Eagles and recorded 34 tackles (27 solo), one sack (7 yds.), and nine passes defended to go along with one special-teams stop... Registered his first career sack vs. Ari. (11/13)... Tipped a deep pass that led to an interception in Philadelphia's season finale vs. Was. (1/1).

## RODGERS-CROMARTIE HAS A KNACK FOR THE BALL

### MOST PASSES DEFENSED, NFL, 2008-12 (PRESS BOX TOTALS)

Player	Team(s)	No.
1. Tramon Williams	Green Bay	87
2. Dominique Rodgers-Cromartie	Arizona/Philadelphia	83
Brandon Flowers	Kansas City	83
4. Darrelle Revis	N.Y. Jets	81
Asante Samuel	Philadelphia/Atlanta	81

**RODGERS-CROMARTIE'S INTs BY QUARTERBACK**

\*denotes win (Rodgers-Cromartie's teams are 21-1, including post-season, in games in which he records an interception.)

QB	INTs	Dates
Eli Manning	3	1 at NYG, 10/25/09*, 1 vs. NYG, 9/30/12*
		1 at NYG, 9/15/13*
Matt Hasselbeck	2	2 at Sea., 11/23/08*
Matt Schaub	2	1 at Hou., 12/22/13*, 1 vs. Hou., 10/11/09*
Brandon Weeden	2	2 at Cle., 9/9/12*
Drew Brees	1	1 vs. N.O., 10/10/10*
Marc Bulger	1	1 vs. Stl., 12/7/08*
Kirk Cousins	1	1 vs. Was., 10/27/13*
Daunte Culpepper	1	1 at Det., 12/20/09*
Jake Delhomme	1	1 at Car., 1/10/09* (NFC Divisional)
David Garrard	1	1 at Jac., 9/20/09*
Jon Kitna	1	1 vs. Dal., 12/25/10*
Keith Null	1	1 vs. Stl., 12/27/09*
Seneca Wallace	1	1 vs. Sea., 12/28/08*
Aaron Rodgers	1	1 vs. G.B., 1/10/10* (NFC Wild Card)
Matt Ryan	1	1 vs. Atl., 1/3/09* (NFC Wild Card)
Drew Stanton	1	1 at Det., 12/20/09*
Charlie Whitehurst	1	1 at Sea., 11/14/10

**2010:** Rodgers-Cromartie opened all 16 games for the second consecutive season and registered 32 tackles (29 solo), three interceptions (86 yds.) and 19 passes defended for Arizona... Returned two of his interceptions for touchdowns to tie for the NFL lead in that category... Cemented the Cardinals' win vs. N.O. (10/10) by intercepting quarterback Drew Brees on the final play of the game and returning it 28 yards for a score.

**2009:** Rodgers-Cromartie started all 16 games and earned his first career Pro Bowl selection after totaling career bests in tackles (51), interceptions (6), passes defended (39) and forced fumbles (9)... Added a blocked field goal on special teams... Opened both postseason contests and contributed five solo tackles, one interception (-6 yds.) and two passes defended... Earned NFC Defensive Player of the Week honors after intercepting a Matt Schaub pass in the fourth quarter and returning it for a 49-yard game-winning touchdown vs. Hou. (10/11)... Made an interception on the first defensive play from scrim-

mage in Arizona's NFC Wild Card Game vs. G.B. (1/10) to represent his third career postseason interception and tie Aeneas Williams for the franchise record in that category.

**2008:** Selected by Arizona in the first round (16th overall) of the 2008 NFL Draft, Rodgers-Cromartie played all 16 regular-season games (11 starts) and opened all four playoff games for the Cardinals to earn All-Rookie honors from the *Sporting News* and PFWA... Totaled 43 tackles (38 solo), four interceptions (157 yds.), 27 passes defended and a blocked field goal in the regular season in addition to 21 defensive stops (19 solo), two interceptions (19 yds.) and nine passes defended in the postseason... Started his first career game at NYJ (9/28) and recovered a Cardinals onside kick in the third quarter that led to a touchdown... Recorded the first two interceptions of his career at Sea. (11/16)... Returned an interception 99 yards for a touchdown vs. Stl. (12/7) to tie for the longest such return in Cardinals history... Made his first career postseason start in Arizona's NFC Wild Card Game vs. Atl. (1/3) and led the team with 12 tackles (10 solo) and an interception (0 yds.)... Totaled five solo tackles and two passes defended in Super Bowl XLIII vs. Pit. (2/1).

**COLLEGE:** Rodgers-Cromartie was a two-time All-American and a three-time All-Ohio Valley Conference selection during his four seasons at Tennessee State University... Appeared in 44 career games (39 starts) and posted 11 interceptions (4 TDs)... Returned a fumble and a kickoff for touchdowns in addition to blocking eight kicks during his collegiate career... Totaled 859 yards on 36 kickoff returns (23.9 avg.).

**PERSONAL:** Rodgers-Cromartie attended Lakewood Ranch High School in Bradenton, Fla., where he was an all-area, All-Class 5A and All-District 11 defensive back and wide receiver... Won the Top Male Athlete Award at the 2007 OVC Indoor Track Championship after winning the 60-meter dash (6.89), long jump (25' 0.75") and high jump (6' 9.5")... Majored in psychology at Tennessee State... His father, Stanley Cromartie, is a former assistant basketball coach at Bethune Cookman... Founded the DRC Foundation in 2008 to provide underprivileged children the resources and skills necessary to help them excel in education, develop strong life skills, practice positive athleticism and have good citizenship in order to pursue their dreams and become productive adults... Dominique Reshard Rodgers-Cromartie was born on April 7, 1986, in Bradenton, Fla.

**RODGERS-CROMARTIE'S REGULAR SEASON RECORD**

Year	Club	G	S	UT	A	TT	S-Yds.	I-Yds.	PD	FF	FR	TD-Int.	TD-FR	S	Pts.
2008	Arizona	16	11	38	5	43	0-0	4-157	27	0	0	1	0	0	6
2009	Arizona	16	16	49	2	51	0-0	6-77	39	3	0	1	0	0	6
2010	Arizona	16	16	29	3	32	0-0	3-86	19	0	0	2	0	0	12
2011	Philadelphia	13	3	27	7	34	1-7	0-0	9	0	0	0	0	0	0
2012	Philadelphia	16	16	37	11	48	0-0	3-14	20	0	0	0	0	0	0
2013	Denver	15	13	25	6	31	0-0	3-75	15	0	0	1	0	0	6
<b>CAREER TOTALS</b>		<b>92</b>	<b>75</b>	<b>205</b>	<b>34</b>	<b>239</b>	<b>1-7</b>	<b>19-409</b>	<b>129</b>	<b>3</b>	<b>0</b>	<b>5</b>	<b>0</b>	<b>0</b>	<b>30</b>

**ADDITIONAL STATISTICS:** Special teams tackles — 2008 (5), 2011 (1), TOTAL (6). Field goal blocks — 2008 (1), 2009 (1), TOTAL (2).

**RODGERS-CROMARTIE'S POSTSEASON RECORD**

Year	Club	G	S	UT	A	TT	S-Yds.	I-Yds.	PD	FF	FR	TD-Int.	TD-FR	S	Pts.
2008	Arizona	4	4	19	2	21	0-0	2-19	9	0	0	0	0	0	0
2009	Arizona	2	2	5	0	5	0-0	1--6	2	0	0	0	0	0	0
2013	Denver	1	1	4	0	4	0-0	0-0	3	0	0	0	0	0	0
<b>CAREER TOTALS</b>		<b>7</b>	<b>7</b>	<b>28</b>	<b>2</b>	<b>30</b>	<b>0-0</b>	<b>3-13</b>	<b>14</b>	<b>0</b>	<b>0</b>	<b>0</b>	<b>0</b>	<b>0</b>	<b>0</b>

**RODGERS-CROMARTIE'S SINGLE-GAME HIGHS**

(Postseason in parentheses)

**Tackles** — 7 vs. Carolina, 11/26/12 (12 vs. Atlanta, 1/3/09). **Interceptions** — 2, three times, last at Cleveland, 9/9/12 (1, three times, last vs. Green Bay, 1/10/10). **Interception return yards** — 99 vs. St. Louis, 12/7/08 (19 at Carolina, 1/10/09). **Passes Defended** — 7 at Cleveland, 9/9/12 (4 at Carolina, 1/10/09). **Sacks** — 1 vs. Arizona, 11/13/11 (none). **Sack yards** — 7 vs. Arizona, 11/13/11 (none).

## RODGERS-CROMARTIE'S MULTIPLE-INTERCEPTION GAMES (3)

*\*denotes win (Rodgers-Cromartie's teams are 3-0 when he records more than one interception in a game.)*

Date	Opponent	I-Yds.
11/23/08	at Seattle*	2-6
12/20/09	at Detroit*	2-21
9/9/12	at Cleveland*	2-0

## DOMINIQUE RODGERS-CROMARTIE'S GAME-BY-GAME

*(Victories asterisked)*

2013 DENVER		TACKLES								
Date	Opponent	P/S	UT	A	TT	S-Yds.	I-Yds.	PD	FF	FR
Sep 5	vs. Baltimore*	S	0	0	0	0-0	0-0	0	0	0
Sep 15	at N.Y. Giants*	S	3	2	5	0-0	1-0	2	0	0
Sep 23	vs. Oakland*	S	3	1	4	0-0	0-0	1	0	0
Sep 29	vs. Philadelphia*	S	2	0	2	0-0	0-0	2	0	0
Oct 6	at Dallas*	S	1	0	1	0-0	0-0	0	0	0
Oct 13	vs. Jacksonville*	S	2	2	4	0-0	0-0	2	0	0
Oct 20	at Indianapolis	S	4	0	4	0-0	0-0	1	0	0
Oct 27	vs. Washington*	S	4	1	5	0-0	1-75t	3	0	0
Nov 10	at San Diego*	P	4	0	4	0-0	0-0	0	0	0
Nov 17	vs. Kansas City*	S	0	0	0	0-0	0-0	2	0	0
Nov 24	at New England	S	0	0	0	0-0	0-0	1	0	0
Dec 1	at Kansas City*			INACTIVE						
Dec 8	vs. Tennessee*	P	1	0	1	0-0	0-0	0	0	0
Dec 12	vs. San Diego*	S	0	0	0	0-0	0-0	0	0	0
Dec 22	at Houston*	S	1	0	1	0-0	1-0	1	0	0
Dec 29	at Oakland*	S	0	0	0	0-0	0-0	0	0	0
<b>Regular Season Totals</b>		<b>15/13</b>	<b>25</b>	<b>6</b>	<b>31</b>	<b>0-0</b>	<b>3-75</b>	<b>15</b>	<b>0</b>	<b>0</b>
<b>ADDITIONAL STATISTICS:</b> <i>Interceptions returned for a touchdown — 1, 75 yards, vs. Washington, 10/27.</i>										
Jan 12	vs. San Diego†	S	4	0	4	0-0	0-0	3	0	0
<b>Postseason Totals</b>		<b>1/1</b>	<b>4</b>	<b>0</b>	<b>4</b>	<b>0-0</b>	<b>0-0</b>	<b>3</b>	<b>0</b>	<b>0</b>

†AFC Divisional Playoff Game





## JACOB TAMME

84

**TIGHT END**

**6-3 • 230 • 6TH YR. • KENTUCKY**

**BORN:** March 15, 1985, in Danville, Ky.

**HIGH SCHOOL:** Boyle County High School, Danville, Ky.

**ACQUIRED:** Unrestricted Free Agent (Indianapolis), 2012

**NFL YEAR:** 6th • **YEAR WITH BRONCOS:** 2nd

**NFL GAMES PLAYED/STARTED:** 92/23 • **POSTSEASON GP/GS:** 7/1



### 7TAMME AT A GLANCE:

- A sixth-year tight end who has totaled 164 receptions for 1,594 yards (9.7 avg.) with eight touchdowns in 92 career games (23 starts) with Indianapolis (2008-11) and Denver (2012-13).
- Ranked third on the Broncos in both catches (52) and receiving yards (555) in his first year with the club in 2012.
- Recorded a career-high 67 catches for 631 yards (9.4 avg.) and four scores for the Colts in 2010—all in the last 10 games after starting tight end Dallas Clark was placed on injured reserve—with his reception total leading the NFL during that stretch.
- Owns 29 career special-teams tackles, including a career-best 13 stops in 2009 that ranked fourth on the Colts.
- Opened 37-of-48 games played at the University of Kentucky and finished his career ranked first in school history with 133 receptions for 1,417 yards (10.7 avg.) and 11 touchdowns.
- Named a first-team All-Southeastern Conference selection following his final two seasons for the Wildcats to become the first tight end in school history to earn the honor twice in his career.
- Joined the Broncos as an unrestricted free agent (Indianapolis) on March 29, 2012.
- Selected by the Colts in the fourth round (127th overall) of the 2008 NFL Draft.

**CAREER TRANSACTIONS:** Signed by Indianapolis as a draft choice 7/23/08; Signed by Denver as an unrestricted free agent 3/29/12.



**2013:** Tamme played all 16 games (1 start) for the Broncos in 2013... Led the team with 10 special-teams tackles... Set a career high with three special-teams stop at Dal. (10/6)... Caught a team-high five passes, including one touchdown at N.E. (11/24).

**2012:** Tamme played all 16 regular-season games (eight starts) in his first year with the Broncos and ranked third on the club in catches (52) and receiving yards (555) to go along with two touchdowns... Caught a 1-yard touchdown pass in his Broncos debut vs. Pit. (9/9) to give Denver a fourth-quarter lead... Caught a game-high nine passes for a season-best 89 yards vs. T.B. (12/2)... Posted a career-long 36-yard catch in the second quarter vs. Cle. (12/23)... Totaled three receptions for 44 yards in Denver's AFC Divisional Playoff Game vs. Bal. (1/12).

**2011:** Tamme played all 16 games (5 starts) for the third consecutive season and totaled 19 receptions for 177 yards (9.3 avg.) with one touchdown in addition to tying for the team lead with eight special-teams tackles.

**2010:** Tamme saw action in all 16 regular-season games, including a career-high eight starts, and tied for second on the Colts with 67 receptions for 631 yards (9.4 avg.) with four touchdowns—all coming in the last 10 games of the year after starting tight end Dallas Clark was placed on injured reserve... Added five special-teams tackles during the regular season... Grabbed a career-best 11 passes for 108 yards (9.8 avg.) with one touchdown at Phi. (11/7)... Totaled seven or more receptions in 7-of-10 games to end the season... Opened Indianapolis' AFC Wild Card Game vs. N.Y. Jets (1/8) and totaled five receptions for 46 yards (9.2 avg.).

**2009:** Tamme played all 16 games (1 start) for the first time in his career and ranked fourth on the club with 13 special-teams tackles in addition to collecting three receptions for 35 yards (11.7 avg.) on offense... Played in all three postseason games for the Colts, including Super Bowl XLIV vs. N.O. (2/7), and contributed three stops on special teams.

**2008:** Selected by Indianapolis in the fourth round (127th overall) of the 2008 NFL Draft, Tamme played 12 games (0 starts) as a rookie and recorded three catches for 12 yards (4.0 avg.) to go along with two special-teams tackles... Played in the Colts' AFC Wild Card Game at S.D. (1/8).

**COLLEGE:** Tamme started 37-of-48 career games at the University of Kentucky and totaled 1,417 yards and 11 touchdowns on his 133 receptions that ranked first in school history and second all-time in Southeastern Conference annals among tight ends... Earned first-team All-SEC honors following his final two seasons and received a National Scholar-Athlete Award from the National Football Foundation and College Hall of Fame as a

senior... Recognized as a finalist for the Draddy Award (Academic Heisman) and was selected to the National Good Works team and SEC Community Service Team.

**PERSONAL:** Tamme played wide receiver and defensive back at Boyle County High School in Danville, Ky., where he totaled 97 receptions for 1,866 yards (19.2 avg.) with 32 touchdowns and 23 interceptions for his prep career... Helped Boyle County win four consecutive state titles (named championship game MVP his final two years) and compile a 58-2 record during his four seasons... Jacob Tamme was born on March 15, 1985, in Danville, Ky.

### TAMME'S REGULAR SEASON RECORD

Year	Club	G	S	No.	RECEIVING				TD	TDr	SCORING				2pt	Pts.
					Yds.	Avg.	LG	TD			TDp	TDrt	2pt	Pts.		
2008	Indianapolis	12	0	3	12	4.0	6	0	0	0	0	0	0	0	0	0
2009	Indianapolis	16	1	3	35	11.7	21	0	0	0	0	0	0	0	0	0
2010	Indianapolis	16	8	67	631	9.4	30	4	4	0	4	0	0	0	24	6
2011	Indianapolis	16	5	19	177	9.3	29	1	1	0	1	0	0	0	6	6
2012	Denver	16	8	52	555	10.7	36	2	2	0	2	0	0	0	12	12
2013	Denver	16	1	20	184	9.2	15	1	1	0	1	0	0	0	6	6
<b>CAREER TOTALS</b>		<b>92</b>	<b>23</b>	<b>164</b>	<b>1,594</b>	<b>9.7</b>	<b>36</b>	<b>8</b>	<b>8</b>	<b>0</b>	<b>8</b>	<b>0</b>	<b>0</b>	<b>0</b>	<b>48</b>	

**ADDITIONAL STATISTICS:** Special teams tackles — 2008 (2), 2009 (13), 2010 (5), 2011 (8), 2012 (1), 2013 (10) TOTAL (39). Miscellaneous tackles — 2012 (2), TOTAL (2). Defensive tackles — 2013 (1), TOTAL (1).

### TAMME'S POSTSEASON RECORD

Year	Club	G	S	No.	RECEIVING				TD	TDr	SCORING				2pt	Pts.
					Yds.	Avg.	LG	TD			TDp	TDrt	2pt	Pts.		
2008	Indianapolis	1	0	0	0	0.0	—	0	0	0	0	0	0	0	0	0
2009	Indianapolis	3	0	0	0	0.0	—	0	0	0	0	0	0	0	0	0
2010	Indianapolis	1	1	5	46	9.2	15	0	0	0	0	0	0	0	0	0
2012	Denver	1	0	3	44	14.7	21	0	0	0	0	0	0	0	0	0
2013	Denver	1	0	0	0	0.0	—	0	0	0	0	0	0	0	0	0
<b>CAREER TOTALS</b>		<b>7</b>	<b>1</b>	<b>8</b>	<b>90</b>	<b>11.3</b>	<b>21</b>	<b>0</b>	<b>0</b>	<b>0</b>	<b>0</b>	<b>0</b>	<b>0</b>	<b>0</b>	<b>0</b>	

**ADDITIONAL STATISTICS:** Special teams tackles — 2009 (3) TOTAL (3).

### TAMME'S SINGLE-GAME HIGHS

(Postseason in parentheses)

**Receptions** — 11 at Philadelphia, 11/7/10 (5 vs. N.Y. Jets, 1/8/11). **Receiving yards** — 108 at Philadelphia, 11/7/10 (46 vs. N.Y. Jets, 1/8/11). **Longest reception** — 36 vs. Cleveland, 12/23/12 (21 vs. Baltimore, 1/12/13). **Receiving touchdowns** — 1, eight times, last at New England, 11/24/13 (none). **Special teams tackles** — 3 at Dallas, 10/6/13 (none).

### JACOB TAMME'S GAME-BY-GAME

(Victories asterisked)

2013 DENVER			RECEIVING						SCORING	
Date	Opponent	P/S	No.	Yds.	Avg.	LG	TD		2pt.	Pts.
Sep 5	vs. Baltimore*	P	0	0	0.0	—	0		0	0
Sep 15	at N.Y. Giants*	P	0	0	0.0	—	0		0	0
Sep 23	vs. Oakland*	P	1	5	5.0	5	0		0	0
Sep 29	vs. Philadelphia*	P	0	0	0.0	—	0		0	0
Oct 6	at Dallas*	P	0	0	0.0	—	0		0	0
Oct 13	vs. Jacksonville*	P	0	0	0.0	—	0		0	0
Oct 20	at Indianapolis	P	1	7	7.0	7	0		0	0
Oct 27	vs. Washington*	P	1	15	15.0	15	0		0	0
Nov 10	at San Diego*	P	0	0	0.0	—	0		0	0
Nov 17	vs. Kansas City*	P	0	0	0.0	—	0		0	0
Nov 24	at New England	P	5	47	9.4	12	1		0	6
Dec 1	at Kansas City	P	1	3	3.0	3	0		0	0
Dec 8	vs. Tennessee*	P	4	47	11.8	15	0		0	0
Dec 12	vs. San Diego	P	1	9	9.0	9	0		0	0
Dec 22	at Houston*	S	3	22	7.3	10	0		0	0
Dec 29	at Oakland*	P	3	29	9.7	11	0		0	0
<b>Regular Season Totals</b>			<b>16/1</b>	<b>20</b>	<b>184</b>	<b>9.2</b>	<b>15</b>	<b>1</b>	<b>0</b>	<b>6</b>
<b>ADDITIONAL STATISTICS:</b> Special teams tackles — 10. Defensive tackles — 1.										
Jan 12	vs. San Diego†*	P	0	0	0.0	—	0		0	0
<b>Postseason Totals</b>			<b>1/0</b>	<b>0</b>	<b>0</b>	<b>0.0</b>	<b>—</b>	<b>0</b>	<b>0</b>	<b>0</b>



# DEMARIYUS THOMAS

88

WIDE RECEIVER

6-3 • 229 • 4TH YR. • GEORGIA TECH

BORN: Dec. 25, 1987, in Montrose, Ga.

HIGH SCHOOL: West Laurens High School, Montrose, Ga.

ACQUIRED: Draft #1a (22nd overall), 2010

NFL YEAR: 4th • YEAR WITH BRONCOS: 4th

NFL GAMES PLAYED/STARTED: 53/39 • POSTSEASON GP/GS: 4/4



## THOMAS AT A GLANCE:

- A fourth-year wide receiver who owns the third-most receiving yards (2,268) in Broncos history through a player's first three seasons.
- Ranked second in the NFL with 14 receiving touchdowns and fourth with 1,430 yards, earning his second-straight Pro Bowl selection in 2013.
- Combined with teammate Eric Decker to represent the most prolific receiving tandem (2,718 yds.) in the league in 2013.
- Selected to his first Pro Bowl following the 2012 season in which he caught 94 passes for 1,434 yards (15.3 avg.) with 10 touchdowns, ranking fourth in the league in receiving yards and posting the second-most 25+yard receptions (18) in the NFL.
- Tied for the second-most 100-yard receiving games (7) in team history while posting the third-most receiving yards (1,434) in a single season in club annals during the 2012 season.
- Combined with teammate Eric Decker in 2012 to represent the third-most prolific receiving tandem (2,498 yds.) in the league and become the first Broncos 1,000-yard receiving duo since 2004.
- Led the Broncos in receiving yards in each of his final seven contests, including the postseason, in 2011 to set a franchise record.
- Fueled Denver's 29-23 win against Pittsburgh in the AFC Wild Card round (1/8/12) with his four-catch, 204-yard performance that included an 80-yard game-winning touchdown reception on the first play of overtime.
- Saw action in 10 games (2 starts) as a rookie in 2010 and finished sixth on the club with 22 receptions for 283 yards (12.9 avg.) with two touchdowns.
- Totaled eight receptions for 97 yards (12.1 avg.) with one touchdown in his NFL debut vs. Seattle (9/19/10) to mark the second-most catches by a Broncos rookie in his pro debut and become just the ninth player (since 1970) to record at least eight catches in their first NFL game.
- Finished his career at Georgia Tech ranked fourth in school history in receiving yards (2,339), fourth in touchdown catches (15) and seventh in receptions (120).
- Averaged nearly 20 yards per reception during his collegiate career, posting the fifth-best receiving average (19.5) for a career in Atlantic Coast Conference history.
- Selected by the Broncos in the first round (22nd overall) of the 2010 NFL Draft.

## 88's TROPHY CASE

Pro Bowl (2) ..... 2012-13  
All-Pro (2nd team) (1) ..... 2013

**CAREER TRANSACTIONS:** Signed by Denver as a draft choice 8/1/10.



**2013:** Thomas started all 16 regular-season games for the second-straight season, and earned his second straight Pro Bowl selection after ranking fourth in the NFL with 1,430 receiving yards and second with 14 receiving touchdowns, setting a career high in that category... Named to the second-team Associated Press All-Pro Team... Caught five passes for 161 yards to represent the second-highest yardage total of his career for

## THOMAS TURNS A CORNER IN 2012

### MOST RECEIVING YARDS, NFL, 2012

Player	Rec.	Yds.	Avg.	TD
1. Calvin Johnson, Det.	122	1,964	16.1	5
2. Andre Johnson, Hou.	112	1,598	14.3	4
3. Brandon Marshall, Chi.	118	1,508	12.8	11
4. <b>Demaryius Thomas, Den.</b>	<b>94</b>	<b>1,434</b>	<b>15.3</b>	<b>10</b>
5. Vincent Jackson, T.B.	72	1,384	19.2	8

### MOST REC. YARDS, SINGLE SEASON, BRONCOS HIST.

Player	Year	Rec.	Yds.	Avg.	TD
1. Rod Smith	2000	100	1,602	16.0	8
2. Brandon Lloyd	2010	77	1,448	18.8	11
3. <b>Demaryius Thomas</b>	<b>2012</b>	<b>94</b>	<b>1,434</b>	<b>15.3</b>	<b>10</b>
4. Rod Smith	2001	113	1,343	11.9	11
5. Brandon Marshall	2007	102	1,325	13.0	7

**THOMAS AMONG FRANCHISE'S BEST IN FIRST THREE SEASONS**

**MOST RECEIVING YARDS THROUGH FIRST THREE SEASONS, BRONCOS HISTORY**

Player	Years	GP	Rec.	Yds.	Avg.	TDs
1. Brandon Marshall	2006-08	46	226	2,899	12.8	15
2. Lionel Taylor	1960-61	26	192	2,411	12.6	16
<b>3. Demaryius Thomas</b>	<b>2010-12</b>	<b>37</b>	<b>148</b>	<b>2,268</b>	<b>15.3</b>	<b>16</b>
4. Ashley Lelie	2002-04	48	126	2,237	17.8	11
5. Mark Jackson	1986-88	40	110	2,026	18.4	9

a regular-season game and matched a career-best with two touchdowns vs. Bal. (9/5)... Set a career high with 10 receptions, finishing with 94 yards vs. Oak. (9/23)... Tied his career high with two touchdown catches and finished one reception short of a career mark with nine catches for 86 yards vs. Phi. (9/29)... Caught a 31-yard touchdown and finished with four receptions for 82 yards at Ind. (10/20)... Caught a 35-yard touchdown that gave Denver a 38-21 lead in the fourth quarter vs. Was. (10/28)... Tied a franchise record with three touchdown catches at S.D. (11/10)... Posted a game-high 121 receiving yards on five catches, including a 70-yard reception that set up the Broncos' first touchdown vs. K.C. (11/17)... Caught an 11-yard touchdown pass late in the fourth quarter to the the game at 31 at N.E. (11/24)... Surpassed the 1,000-yard mark for the second straight season after catching three passes for 106 yards, including a game-long 77-yard reception at K.C. (12/1)... Set a career high with his 11th touchdown catch of the season, finishing with seven catches for 88 yards vs. Ten. (12/8)... Caught six passes for 113 yards with a pair of touchdowns at Oak. (12/29)... Caught a game-high eight passes and opened the scoring with a 2-yard touchdown catch in the first quarter of the Divisional Round vs. S.D. (1/12).

**2012:** Thomas started all 16 regular-season games for the first time in his career and earned his first Pro Bowl selection after finishing as the team's leading receiver with 94 catches for 1,434 yards (15.3 avg.) and 10 touchdowns... Ranked in the league's top 10 in receiving yards (4th), receptions (8th), receiving average (2nd), touchdowns (7th) and 25-yard catches (2nd)... Topped the 100-yard mark in seven games to tie for second-most in franchise single-season history in that category and his 1,434 receiving yards were third-most in team history... Caught quarterback Peyton Manning's 400th career touchdown pass when he took a screen pass 71 yards to the end zone in the third quarter vs. Pit. (9/9)... Set a regular-season career high with 180 receiving yards on nine catches at N.E. (10/7) to marked the sixth-highest regular-season total in franchise history... Tied a career high with nine receptions and finished with a game-high 135 yards at Car. (11/11)... Surpassed the 1,000-yard mark for the first time in his career, finishing with a game-high 82 receiving yards with one touchdown at K.C. (11/25)... Registered his second career multiple-touchdown game with a pair of scoring catches vs. T.B. (12/2)... Tied a career high with nine catches and topped the 100-yard mark for the sixth game of the season vs. Cle. (12/23)... Made a 17-yard touchdown catch in Denver's AFC Divisional Playoff Game vs. Bal. (1/12)... Caught seven passes for 108 yards with a career-best three touchdowns at S.D. (11/10).

**2011:** Thomas played 11 regular-season games (5 starts) and ranked second on the team with 32 receptions for 551 yards (17.2 avg.) with four touchdowns... Inactive for the first five games of the year while recovering from an offseason Achilles injury and a broken thumb suffered in training camp... Started both postseason contests and totaled 10 catches for 297 yards (29.7 avg.) with one score... Set a franchise record by leading the Broncos in receiving in the season's final seven games... Posted 25 receptions for 448 yards (17.9 avg.) with three touchdowns in Denver's final five regular-season games... Fueled Denver's 29-23 win vs. Pit. (1/8) in the AFC Wild Card Game when he caught an 80-yard touchdown reception on the first play of overtime (longest overtime scoring play in NFL postseason history)... Totaled four receptions for 204 yards against the Steelers to mark the most receiving yards by a Bronco in playoff history and the second-highest receiving average (51.0) in a single game in NFL annals.

**2010:** Selected by Denver in the first round (22nd overall) of the 2010 NFL Draft, Thomas played 10 games (2 starts) and totaled 22 receptions for 283 yards (12.9 avg.) with two touchdowns to go along with 16 kickoff returns for 398 yards (24.9 avg.)... Recorded eight receptions for 97 yards (12.1 avg.) with one touchdown vs. Sea. (9/19) in his NFL debut to mark the second-most catches by a Broncos rookie in his pro debut and become just the ninth player in league history (since 1970) to record at least eight catches in his first NFL game... Caught a 17-yard touchdown vs. NYJ (10/17) over All-Pro cornerback Darrelle Revis in the third quarter... Missed Denver's season opener at Jac. (9/12) with a foot injury that sidelined him the entire preseason... Inactive in Games 11-15 due to an ankle injury.

**COLLEGE:** Thomas played 39 games (36 starts) at Georgia Tech, where finished his career ranked fourth in school history in receiving yards (2,339), fourth in touchdown catches (15) and seventh in receptions (120)... Averaged nearly 20 yards per reception during his career, posting the fifth-best receiving average (19.5) in Atlantic Coast Conference history... Earned third-team All-America honors from the Associated Press and first-team All-ACC accolades as a senior in 2009 after ranking second in the nation with a school-record 25.1-yard average on 46 catches for 1,154 yards, which ranked second all-time in Georgia Tech annals.

**PERSONAL:** Thomas attended West Laurens High School in Montrose, Ga., where he was a first-team Class AA all-state selection by the *Atlanta Journal Constitution* and a two-time all-region and All-Heart of Georgia choice... Caught 56 passes for 756 yards (13.5 avg.) with seven touchdowns as a senior... Played on the school's state championship basketball team... First name is pronounced duh-MARE-ee-us... Demaryius Thomas was born on Dec. 25, 1987, in Montrose, Ga.

## THOMAS MAKES POSTSEASON HISTORY

### MOST RECEIVING YARDS, SINGLE GAME, BRONCOS POSTSEASON HISTORY

	Player	Opponent	Rec.	Yds.	Avg.	TDs
1.	Demaryius Thomas	vs. Pit. (1/8/12)	4	204	51.0	1
2.	Steve Watson	vs. Pit. (12/30/84)	11	177	16.1	1
3.	Haven Moses	vs. Oak. (1/1/78)	5	168	33.6	2
4.	Shannon Sharpe	at LAA (1/9/94)	13	156	12.0	1
5.	Rod Smith	vs. Atl. (1/31/99)	5	152	30.4	1

## THOMAS' REGULAR SEASON RECORD

		RECEIVING							KICKOFF RETURNS					SCORING					
Year	Club	G	S	No.	Yds.	Avg.	LG	TD	No.	Yds.	Avg.	LG	TD	TD	TDr	TDp	TDrt	2pt	Pts.
2010	Denver	10	2	22	283	12.9	31	2	16	398	24.9	65	0	2	0	2	0	0	12
2011	Denver	11	5	32	551	17.2	47	4	0	0	0.0	—	0	4	0	4	0	0	24
2012	Denver	16	16	94	1,434	15.3	71t	10	0	0	0.0	—	0	10	0	10	0	0	60
2013	Denver	16	16	92	1,340	15.5	78t	14	0	0	0.0	—	0	14	0	14	0	0	36
CAREER TOTALS		53	39	240	3,698	15.4	78t	30	16	398	24.9	65	0	30	0	30	0	0	180

**ADDITIONAL STATISTICS:** Rushing — 2010 (2-1, 0.5 avg., 1 LG), 2011 (1 for 5), TOTAL (3-6, 2.0 avg., 5 LG). Special teams tackles — 2010 (3), TOTAL (3). Miscellaneous tackles — 2010 (2), 2013 (2), TOTAL (4). Fumbles — 2010 (1 FR), TOTAL (1 FR).

## THOMAS' POSTSEASON RECORD

		RECEIVING							KICKOFF RETURNS					SCORING					
Year	Club	G	S	No.	Yds.	Avg.	LG	TD	No.	Yds.	Avg.	LG	TD	TD	TDr	TDp	TDrt	2pt	Pts.
2011	Denver	2	2	10	297	29.7	80t	1	0	0	0.0	—	0	1	0	1	0	0	6
2012	Denver	1	1	3	37	12.3	17t	1	0	0	0.0	—	0	1	0	1	0	0	6
2013	Denver	1	1	8	54	6.8	9	1	0	0	0.0	—	0	1	0	1	0	0	6
CAREER TOTALS		4	4	21	388	18.5	80t	3	0	0	0.0	—	0	3	0	3	0	0	18

## THOMAS' SINGLE-GAME HIGHS

(Postseason in parentheses)

**Receptions** — 10 vs. Oakland, 9/23/13 (8 vs. San Diego, 1/12/14). **Receiving yards** — 180 at New England, 10/7/12 (204 vs. Pittsburgh, 1/8/12). **Longest reception** — 71t vs. Pittsburgh, 9/9/12 (80t vs. Pittsburgh, 1/8/12). **Receiving touchdowns** — 3 at San Diego, 11/10/13 (1, twice, last vs. Baltimore, 1/12/13). **Rushes** — 1, three times, last vs. Chicago, 12/11/11 (none). **Rushing yards** — 5 vs. Chicago, 12/11/11 (none). **Longest rush** — 5 vs. Chicago, 12/11/11 (none). **Rushing touchdowns** — None (none). **Kick returns** — 5 at San Francisco (London), 10/31/10 (none). **Kick return yards** — 144 at Tennessee, 10/3/10 (none). **Longest kick return** — 65 at Tennessee, 10/3/10 (none).

## THOMAS' 100-YARD RECEIVING GAMES (16: INCLUDES 1 POSTSEASON)

\*denotes win (Thomas' teams are 14-2, including postseason, when he records 100 or more yards receiving in a game.)

Date	Opponent	No.	Yds.	Avg.	LG	TD	
12/4/11	at Minnesota*	4	144	36.0	42	2	
12/18/11	vs. New England	7	116	16.6	39	0	
1/8/12	vs. Pittsburgh*	4	204	51.0	80t	1	AFC Wild Card Game
9/9/12	vs. Pittsburgh*	5	110	22.0	71t	1	
9/30/12	vs. Oakland*	5	103	20.6	40	0	
10/7/12	at New England	9	180	20.0	38	0	
10/28/12	vs. New Orleans*	7	137	19.6	41	1	
11/11/12	at Carolina*	9	135	15.0	46	0	
12/23/12	vs. Cleveland*	9	102	11.3	23	1	
12/30/12	vs. Kansas City*	7	122	17.4	36	1	
9/5/13	vs. Baltimore*	5	161	32.2	78t	2	
11/10/13	at San Diego*	7	108	15.4	34t	3	
11/17/13	vs. Kansas City*	5	121	24.2	70	0	
12/1/13	at Kansas City*	3	106	35.3	77	0	
12/22/13	at Houston*	8	123	15.4	36t	1	
12/29/13	at Oakland*	6	113	18.8	63t	2	

## THOMAS IMPRESSIVE IN NFL DEBUT

### MOST RECEPTIONS BY A BRONCOS ROOKIE IN HIS NFL/AFL DEBUT

	Player	Opponent	Rec.	Yds.	Avg.	TDs
1.	Eddie Royal	at Oak., 9/8/08	9	146	16.2	1
2.	Damaryius Thomas	vs. Sea., 9/19/10	8	97	12.1	1
3.	Billy Van Heusen	at K.C., 9/22/68	5	59	11.8	0
4.	Sammy Winder	vs. S.D., 9/12/82	4	37	9.3	0
	Mike Bell	at Stl., 9/10/06	4	30	7.5	0
	Mark Jackson	vs. LAA, 9/7/96	4	26	6.5	0
	Gerald Willhite	vs. S.D., 9/12/82	4	23	5.8	0



## DEMARIUS THOMAS' GAME-BY-GAME

(Victories asterisked)

2013 DENVER			RECEIVING					SCORING	
Date	Opponent	P/S	No.	Yds.	Avg.	LG	TD	2pt.	Pts.
Sep 5	vs. Baltimore*	S	5	161	32.2	78t	2	0	12
Sep 15	at N.Y. Giants	S	5	52	10.4	18	0	0	0
Sep 23	vs. Oakland*	S	10	94	9.4	22	0	0	0
Sep 29	vs. Philadelphia*	S	9	86	9.6	15t	2	0	12
Oct 6	at Dallas*	S	5	57	11.4	26	0	0	0
Oct 13	vs. Jacksonville*	S	3	78	26.0	42	0	0	0
Oct 20	at Indianapolis*	S	4	82	20.5	31t	1	0	6
Oct 27	vs. Washington*	S	7	75	10.7	35t	1	0	6
Nov 10	at San Diego*	S	7	108	15.4	34t	3	0	18
Nov 17	vs. Kansas City*	S	5	121	24.2	70	0	0	0
Nov 24	at New England	S	4	41	10.3	15	1	0	6
Dec 1	at Kansas City*	S	3	106	35.3	77	0	0	0
Dec 8	vs. Tennessee*	S	7	88	12.6	38	1	0	6
Dec 12	vs. San Diego	S	4	45	11.3	21	0	0	0
Dec 22	vs. Houston*	S	8	123	15.4	36t	1	0	6
Dec 29	at Oakland*	S	6	113	18.8	63t	2	0	12
<b>Regular Season Totals</b>		<b>16/16</b>	<b>92</b>	<b>1,430</b>	<b>15.5</b>	<b>78t</b>	<b>14</b>	<b>0</b>	<b>84</b>
<b>ADDITIONAL STATISTICS:</b> Miscellaneous tackles — 2.									
Jan 12	vs. San Diego†*	S	8	54	6.8	9	1	0	6
<b>Postseason Totals</b>		<b>1/1</b>	<b>8</b>	<b>54</b>	<b>6.8</b>	<b>9</b>	<b>1</b>	<b>0</b>	<b>6</b>





## JULIUS THOMAS

80

TIGHT END

6-5 • 250 • 3RD YR. • PORTLAND STATE

BORN: June 27, 1988, in Stockton, Calif.

HIGH SCHOOL: Tokay High School, Lodi, Calif.

ACQUIRED: Draft #4b (129th overall), 2011

NFL YEAR: 3rd • YEAR WITH BRONCOS: 3rd

NFL GAMES PLAYED/STARTED: 23/15 • POSTSEASON GP/GS: 1/1



### THOMAS AT A GLANCE:

- A third-year tight end who has played 23 games (15 starts) during his first three NFL seasons with the Broncos.
- Earned his first career Pro Bowl selection after catching 12 touchdowns to rank third in the NFL among tight ends and establish a franchise tight end record during the 2013 season.
- Saw action in five games (1 start) for the Broncos as a rookie in 2011 despite being limited by an ankle injury suffered in Week 2.
- Started in Denver's 2011 season opener vs. Oakland (9/12/11) and joined three other teammates as the first rookie quartet to start a season opener since at least 1968.
- Played just one season of college football after playing basketball for Portland State University and earned first-team All-Big Sky Conference by finishing third on the Vikings with 29 receptions for 453 yards (15.6 avg.) with two touchdowns as a senior.
- Participated in the East-West Shrine Game following his senior season and caught a 5-yard touchdown to go along with a two-point conversion for the West.
- Lettered four times in basketball for the Vikings, leading them to their first two NCAA Tournament appearances in school history (2008, '09) and finishing as the program's all-time leader in games played (121), career wins (78) and field goal percentage (.663).
- Selected by the Broncos in the fourth round (129th overall) of the 2011 NFL Draft.

### 80's TROPHY CASE

Pro Bowl Selections (1) ..... 2013

**CAREER TRANSACTIONS:** Signed by Denver as a draft choice 7/27/11.



**2013:** Thomas started 14 games and earned his first career Pro Bowl selection after finishing with 12 touchdown catches, which tied for fifth in the NFL (3rd among TEs) and established a franchise record for a tight end... Totaled 788 receiving yards on 65 catches... Caught five passes for 110 yards and a pair of touchdowns to mark the most yards by a Broncos tight end since Shannon Sharpe posted a team-record 214 yards in 2002... Caught an 11-yard touchdown pass from QB Peyton Manning in the fourth quarter of Denver's Week 2 win at NYG (9/15)... Joined WR Wes Welker and Saints TE Jimmy Graham as the only players to catch touchdown passes in the first three games of the season with his 13-yard score from Manning in the second quarter vs. Oak. (9/23)... Led the team with nine catches for 122 yards, setting career highs in both categories and adding a pair of scores at Dal. (10/6)... Caught his seventh touchdown pass of the season vs. Jac. (10/13)... Caught his eighth touchdown of the season at Ind. (10/20)... Recorded the second-longest scoring catch by a tight end in team history with his 74-yard touchdown at S.D. (11/10)... Tied for the most touchdowns in a single season in team history with his 10th touchdown reception of the season in Denver's 27-17 win vs. K.C. (11/17)... Set a franchise tight end record with his 11th touchdown catch of the season vs. Ten. (12/8)... Caught six passes for 78 yards and one touchdown, which was Manning's NFL-record 51st of the season at Hou. (12/22)... Led the team with 76 receiving yards on six catches in his postseason debut vs. S.D. (1/12).

**2012:** Thomas saw action in Denver's first four regular-season games before being declared a gameday inactive for the remainder of the season.

**2011:** Selected by Denver in the fourth round (129th overall) of the 2011 NFL Draft, Thomas played five regular-season games (1 start) and posted one reception for five yards as a rookie... Joined three other teammates who became the first quartet of rookies to start a season opener for the Broncos since at least 1968... Inactive for 11 regular-season games and two playoff contests due to an ankle injury sustained in Denver's Week 2 win vs. Cin. (9/18).

**COLLEGE:** Thomas, who played just one season of college football, saw action in 11 games (1 start) for Portland State University in 2010 and earned first-team All-Big Sky Conference honors after finishing third on the team with 29 receptions for 453 yards (15.6 avg.) with two touchdowns... Hauled in nine passes of 20 or more yards and produced 18 first downs... Invited to play in the East-West Shrine Game, where he hauled in a 5-yard touchdown pass and caught the ensuing two-point conversion to account for the West's only points of the game... Walked on to the football team during the spring after exhausting his eligibility in basketball.

**PERSONAL:** Thomas attended Tokay High School in Lodi, Calif., where he was a standout center and power forward on the basketball team... Helped lead Tokay to a 25-9 overall record and a Sac-Joaquin Section title during his senior year when he was named co-Player of the Year by *The Record* (San Joaquin)... Lettered four seasons in basketball at Portland State, setting school records for games played (121), career wins (78) and field goal percentage (.663)... Named to the Big Sky Conference All-Tournament Team in 2008 and '09, helping the Vikings capture conference titles and advance to the NCAA Tournament in both seasons... Averaged 10.8 points and 5.9 rebounds while shooting a school-record .671 from the floor as a senior... Graduated from Portland State with a degree in business administration... Julius Thomas was born on June 27, 1988, in Stockton, Calif.

### THOMAS' REGULAR SEASON RECORD

RECEIVING									SCORING					
Year	Club	G	S	No.	Yds.	Avg.	LG	TD	TD	TDr	TDp	TDrt	2pt	Pts.
2011	Denver	5	1	1	5	5.0	5	0	0	0	0	0	0	0
2012	Denver	4	0	0	0	0.0	—	0	0	0	0	0	0	0
2013	Denver	14	14	65	788	12.1	74t	12	12	0	12	0	0	72
CAREER TOTALS		23	15	66	793	12.0	74t	12	12	0	12	0	0	72

**ADDITIONAL STATISTICS:** Special teams tackles — 2011 (3), TOTAL (3). Miscellaneous tackles — 2011 (1), TOTAL (1).

### THOMAS' POSTSEASON RECORD

Year	Club	G	S	No.	RECEIVING				SCORING					
					Yds.	Avg.	LG	TD	TD	TDp	TDrt	2pt	Pts.	
2013	Denver	1	1	6	76	12.7	21	0	0	0	0	0	0	
CAREER TOTALS		1	1	6	76	12.7	21	0	0	0	0	0	0	

**ADDITIONAL STATISTICS:** Special teams tackles — 2011 (3), TOTAL (3). Miscellaneous tackles — 2011 (1), TOTAL (1).

### THOMAS' SINGLE-GAME HIGHS

(Postseason in parentheses)

**Receptions** — 9 at Dallas, 10/6/13 (6 vs. San Diego, 1/12/14). **Receiving yards** — 122 at Dallas, 10/6/13 (76 vs. San Diego, 1/12/14). **Longest reception** — 44 vs. Baltimore, 9/5/13 (21 vs. San Diego, 1/12/14). **Receiving touchdowns** — 2, twice, last at Dallas, 10/6/13 (none).

### JULIUS THOMAS' GAME-BY-GAME

(Victories asterisked)

2013 DENVER			RECEIVING						SCORING	
Date	Opponent	P/S	No.	Yds.	Avg.	LG	TD		2pt.	Pts.
Sep 5	vs. Baltimore*	S	5	110	22.0	44	2		0	12
Sep 15	at N.Y. Giants*	S	6	47	7.8	19	1		0	6
Sep 23	vs. Oakland*	S	3	37	12.3	14	1		0	6
Sep 29	vs. Philadelphia*	S	4	43	10.8	13	0		0	0
Oct 6	at Dallas*	S	9	122	13.6	29	2		0	12
Oct 13	vs. Jacksonville*	S	4	22	5.5	11	1		0	6
Oct 20	at Indianapolis	S	5	41	8.2	13	1		0	6
Oct 27	vs. Washington*	S	3	29	9.7	19	0		0	0
Nov 10	at San Diego*	S	3	96	32.0	74t	1		0	6
Nov 17	vs. Kansas City*	S	3	43	14.3	20	1		0	6
Nov 24	at New England									
Dec 1	at Kansas City*									
Dec 8	vs. Tennessee*	S	5	35	7.0	12	1		0	6
Dec 12	vs. San Diego	S	4	49	12.3	22	0		0	0
Dec 22	at Houston*	S	6	78	13.0	25t	1		0	6
Dec 29	at Oakland*	S	5	36	7.2	10	0		0	0
<b>Regular Season Totals</b>		<b>14/14</b>	<b>65</b>	<b>788</b>	<b>12.1</b>	<b>74t</b>	<b>12</b>		<b>0</b>	<b>72</b>
Jan 12	vs. San Diego†*	S	6	76	12.7	21	0		0	0
<b>Postseason Totals</b>		<b>1/1</b>	<b>6</b>	<b>76</b>	<b>12.7</b>	<b>21</b>	<b>0</b>		<b>0</b>	<b>72</b>



## DANNY TREVATHAN

59

LINEBACKER

6-1 • 240 • 2ND YR. • KENTUCKY

BORN: March 24, 1990, in Youngstown, Ohio

HIGH SCHOOL: Leesburg (Fla.) High School.

ACQUIRED: Draft #6 (188th overall), 2012

NFL YEAR: 2nd • YEAR WITH BRONCOS: 2nd

NFL GAMES PLAYED/STARTED: 32/16 • POSTSEASON GP/GS: 2/1



### TREVATHAN AT A GLANCE:

- A second-year linebacker who has totaled 154 tackles with three sacks and three interceptions in his first two NFL seasons.
- Led the Broncos with 124 tackles and tied for the team lead with three interceptions in 2013.
- Participated in all 52 possible games (31 starts) in four seasons at the University of Kentucky and led the Southeastern Conference in tackles during each of his final two campaigns.
- Totaled 10 or more tackles in 12 consecutive games spanning parts of his junior and senior seasons and finished with 20 total 10-tackle efforts in his career.
- Recorded a career-high 144 tackles as a junior in 2010 and became the first Kentucky linebacker to earn first-team All-America honors (CollegeFootballNews.com) in addition to receiving first-team All-SEC recognition.
- Saw action in all 13 games (6 starts) as a sophomore in 2009 and was named the Wildcats' Most Improved Defensive Player as chosen by the coaches after finishing as the team's second-leading tackler (82).
- Selected by the Broncos in the sixth round (188th overall) of the 2012 NFL Draft.

**CAREER TRANSACTIONS:** Signed by Denver as a draft choice 5/22/12.



**2013:** Trevathan started all 16 games for the Broncos in 2013 and led the team with 124 tackles... Was one of just seven players to record at least 120 tackles and three interceptions in 2013... Made his first career start and intercepted his first career pass, returning it for 29 yards vs. Bal. (9/5)... Led the team with a career-best 10 tackles and sacked Eli Manning for a 9-yard loss at NYG (9/15)... Ranked third on the team with six tackles and broke up a pass vs. Oak. (9/23)... Led the club with 10 tackles, which tied a career high and included one for a loss vs. Phi. (9/29)... Intercepted a Tony Romo pass with less than two minutes to play that set up Matt Prater's game-winning field goal at Dal. (10/6)... Intercepted a pass in the final minutes of the game for the second consecutive week vs. Jac. (10/13)... Tied for second on the team with eight tackles and broke up one pass at Ind. (10/20)... Led the team with a career-high-tying 10 tackles, including one for a loss, and added one QB hit, one pass breakup and one forced fumble vs. Was. (10/27)... Set a career high with 11 tackles (9 solo) to tie for the team lead at S.D. (11/10)... Tied for the team lead with 10 sacks and forced a fumble vs. K.C. (11/17)... Recovered his first career fumble and forced one on special teams, while finishing second on the team with a career-best 12 tackles at N.E. (11/24)... Led the team with six tackles, including one for a loss, vs. Ten. (12/8)... Led the team with 10 tackles vs. S.D. (12/12)... Finished second on the team with eight tackles and added one sack and a team-high three tackles for a loss to go with a special-teams stop at Hou. (12/22)... Tied for the team lead with five tackles at Oak. (12/29)... Tied for the team lead with four tackles in the Divisional Round vs. S.D. (1/12).

**2012:** Selected by Denver in the sixth round (188th overall) of the 2012 NFL Draft, Trevathan played all 16 regular-season games for the Broncos and finished second among the team's rookies with 30 defensive tackles to go along with three special-teams stops... Made his NFL debut on special teams during Denver's season opener vs. Pit. (9/9)... Made his pro defensive debut, playing 41 percent of Denver's defensive snaps and making his first NFL tackle vs. Oak. (9/30)... Registered his first career sack and posted a personal-best six tackles at Cin. (11/4)... Made a special-teams tackle in Denver's AFC Divisional Playoff Game vs. Bal. (1/12).

**COLLEGE:** Trevathan saw action in all 52 possible games (31 starts) at the University of Kentucky and totaled 374 career tackles (198 solo), six sacks (41 yds.), four interceptions (73 yds.), nine passes defended, 11 forced fumbles and two fumble recoveries... Led the Southeastern Conference in tackles during each of his final two seasons... Named National Linebacker of the Year (College Football Performance Awards), second-team All-America (SI.com) and second-team All-SEC as a senior after leading the Wildcats in tackles (143), sacks (3), interceptions (4) and forced fumbles (5)... Totaled a career-high 144 tackles as a junior in 2010 and became the first Kentucky linebacker to earn first-team All-America honors (CollegeFootballNews.com) in addition to receiving first-team All-SEC recognition... Played all 13 games (6 starts) as a sophomore and was named the Wildcats' Most Improved Defensive Player after finishing as the team's second-leading tackler (82)... Saw action in all 13 games as a true freshman in 2008.

**PERSONAL:** Trevathan was a three-year starter for Leesburg (Fla.) High School, where he was a third-team all-state selection by the Florida Sportswriters Association following his senior season... Totaled 117 tackles, 5.5 sacks and three forced fumbles on defense in addition to playing quarterback and running back on offense during his final prep campaign and also earned first-team All-Central Florida honors and Area Defensive Player of the Year recognition from the *Orlando Sentinel*... Trevathan's father, Vincent Hicks, played football at Toledo... Majored in family science at Kentucky... Danny Trevathan (pronounced trev-AY-thin) was born on March 24, 1990, in Youngstown, Ohio.

### TREVATHAN'S REGULAR SEASON RECORD

Year	Club	G	S	UT	A	TT	S-Yds.	I-Yds.	PD	FF	FR	TD-Int.	TD-FR	S	Pts.
2012	Denver	16	0	21	9	30	1-0	0-0	3	0	0	0	0	0	0
2013	Denver	16	16	84	40	124	2-18	3-29	9	2	1	0	0	0	0
<b>CAREER TOTALS</b>		<b>32</b>	<b>16</b>	<b>105</b>	<b>49</b>	<b>154</b>	<b>3-18</b>	<b>3-29</b>	<b>12</b>	<b>2</b>	<b>1</b>	<b>0</b>	<b>0</b>	<b>0</b>	<b>0</b>

**ADDITIONAL STATISTICS:** *Special teams tackles — 2012 (3), 2013 (4) TOTAL (7). Special-teams forced fumbles — 2013 (1) TOTAL (1).*

### TREVATHAN'S POSTSEASON RECORD

Year	Club	G	S	UT	A	TT	S-Yds.	I-Yds.	PD	FF	FR	TD-Int.	TD-FR	S	Pts.
2012	Denver	1	0	0	0	0	0-0	0-0	0	0	0	0	0	0	0
2013	Denver	1	1	3	1	4	0-0	0-0	0	0	0	0	0	0	0
<b>CAREER TOTALS</b>		<b>2</b>	<b>1</b>	<b>3</b>	<b>1</b>	<b>4</b>	<b>0-0</b>	<b>0-0</b>	<b>0</b>	<b>0</b>	<b>0</b>	<b>0</b>	<b>0</b>	<b>0</b>	<b>0</b>

**ADDITIONAL STATISTICS:** *Special teams tackles — 2012 (1), TOTAL (1).*

### TREVATHAN'S SINGLE-GAME HIGHS

*(Postseason in parentheses)*

**Tackles** — 12 at New England, 11/24/13 (4 vs. San Diego, 1/12/13). **Interceptions** — 1, three times, last vs. Jacksonville 10/13/13 (none). **Interception return yards** — 29 vs. Baltimore 9/5/13 (none). **Sacks** — 1, twice, last at N.Y. Giants 9/15/13 (none). **Sack yards** — 9 at N.Y. Giants 9/15/13 (none). **Pass breakups** — 2 vs. Baltimore 9/5/13 (none). **Forced fumbles** — 1, twice, last vs. Kansas City, 11/17/13 (none). **Special-teams tackles** — 1, seven times, last at Houston, 12/22/13 (1 vs. Baltimore, 1/12/13).

### DANNY TREVATHAN'S GAME-BY-GAME

*(Victories asterisked)*

2013 DENVER			TACKLES									
Date	Opponent	P/S	UT	A	TT	S-Yds.	I-Yds.	PD	FF	FR		
Sep 5	vs. Baltimore*	S	4	0	4	0-0	1-29	2	0	0		
Sep 15	at N.Y. Giants*	S	8	2	10	1-9	0-0	0	0	0		
Sep 23	vs. Oakland*	S	3	3	6	0-0	0-0	1	0	0		
Sep 29	vs. Philadelphia*	S	9	1	10	0-0	0-0	1	0	0		
Oct 6	at Dallas*	S	4	1	5	0-0	1-0	1	0	0		
Oct 13	vs. Jacksonville*	S	3	2	5	0-0	1-0	1	0	0		
Oct 20	at Indianapolis	S	2	6	8	0-0	0-0	1	0	0		
Oct 27	vs. Washington*	S	6	4	10	0-0	0-0	1	1	0		
Nov 10	at San Diego*	S	9	2	11	0-0	0-0	0	0	0		
Nov 17	vs. Kansas City*	S	6	4	10	0-0	0-0	0	1	0		
Nov 24	at New England	S	5	7	12	0-0	0-0	0	0	1		
Dec 1	at Kansas City*	S	4	0	4	0-0	0-0	0	0	0		
Dec 8	vs. Tennessee*	S	4	2	6	0-0	0-0	1	0	0		
Dec 12	vs. San Diego*	S	7	3	10	0-0	0-0	0	0	0		
Dec 22	at Houston*	S	6	2	8	1-9	0-0	1	0	0		
Dec 29	at Oakland*	S	4	1	5	0-0	0-0	0	0	0		
<b>Regular Season Totals</b>			<b>16/16</b>	<b>84</b>	<b>40</b>	<b>124</b>	<b>2-18</b>	<b>3-29</b>	<b>9</b>	<b>2</b>	<b>1</b>	

**ADDITIONAL STATISTICS:** *Special teams tackles — 4. Special-teams forced fumbles — 1.*

Jan 12	vs. San Diego†	S	3	1	4	0-0	0-0	0	0	0		
<b>Postseason Totals</b>			<b>1/1</b>	<b>3</b>	<b>1</b>	<b>4</b>	<b>0-0</b>	<b>0-0</b>	<b>0</b>	<b>0</b>	<b>0</b>	

†AFC Divisional Playoff Game



## MITCH UNREIN

96

### DEFENSIVE TACKLE

6-4 • 306 • 3RD YR. • WYOMING

BORN: March 25, 1987, in Eaton, Colo.

HIGH SCHOOL: Eaton High School, Eaton, Colo.

ACQUIRED: Free Agent, 2010

NFL YEAR: 3rd • YEAR WITH BRONCOS: 3rd

NFL GAMES PLAYED/STARTED: 46/3 • POSTSEASON GP/GS: 4/0



### UNREIN AT A GLANCE:

- A third-year player who saw action in 46 regular-season games (3 starts) during the last three seasons (2011-13) after spending his rookie season on Denver's practice squad.
- Played all 16 regular-season games (2 starts) for the Broncos in 2012, participating in over 36 percent of the team's defensive snaps and totaling a career-high 20 tackles (12 solo).
- Contributed in 14 games as a reserve defensive lineman with the Broncos in 2011 and collected seven tackles (5 solo) along with one special-teams stop.
- Became the first defensive lineman in Broncos history to catch a touchdown pass with his 1-yard reception from Peyton Manning vs. Tampa Bay (12/2/12).
- Competed with the Texans during training camp as a rookie in 2010 before being signed by the Broncos and spending the final 11 weeks of the season on the club's practice squad.
- Received honorable mention All-Mountain West distinction in each of his final three seasons at the University of Wyoming, where he totaled 162 career tackles and 10.5 sacks.
- Named the Defensive MVP of the New Mexico Bowl in 2009 after collecting six tackles, two sacks, one forced fumble and one fumble recovery for the Cowboys.
- Joined the Broncos as a practice-squad signee on Oct. 20, 2010.
- Entered the NFL with Houston as a college free agent on May 7, 2010.

**CAREER TRANSACTIONS:** Signed by Houston as a college free agent 5/7/10; Waived by Houston 9/4/10; Signed by Denver (practice squad) 10/20/10.



**2013:** Unrein appeared in all 16 games (1 start) for the second-straight season... Tied his career high with 20 tackles... Made one tackle and added a QB hit vs. Phi. (9/29)... Started his first game of the season and tied his career high with three tackles at K.C. (12/1)... Matched his career high with three stops vs. S.D. (12/12)... Finished with a pair of tackles, including one for a loss, at Hou. (12/22).

**2012:** Unrein played all 16 regular-season games (two starts) and contributed 20 tackles and one fumble recovery to mark career highs in each category... Saw time on offense as a fullback in short-yardage situations... Made his first career start as Denver opened the game with a goal-line package at Atl. (9/17)... Lined up at fullback and threw a key block on running back Willis McGahee's 1-yard touchdown run in the first quarter vs. N.O. (10/28)... Caught 1-yard touchdown pass from quarterback Peyton Manning vs. T.B. (12/2) in addition to hitting Bucs quarterback Josh Freeman to force an interception returned for a touchdown ... Tied a personal best with three tackles and recovered his first career fumble at Oak. (12/6)... Made three tackles in Denver's AFC Divisional Playoff Game vs. Bal. (1/12).

**2011:** Unrein played 14 games (0 starts) for the Broncos in the regular season and totaled seven tackles (5 solo) along with one special-teams stop... Saw action in both of Denver's playoff games and collected one tackle.

**2010:** Unrein, who entered the NFL with Houston as a college free agent on May 7, was waived by the Texans

### UNREIN FINDS THE END ZONE

#### OFFENSIVE TOUCHDOWNS BY A DEFENDER, BRONCOS HISTORY

Player	Pos.	Opp. (Date)	Scoring Play
Dwight Harrison	CB	vs. Mia. (9/19/71)	31-yd. catch
Dwight Harrison	CB	vs. Cin. (11/14/71)	43-yd. catch
Steve Wilson	CB	vs. K.C. (11/16/86)	43-yd. catch
Dave Wyman	LB	at S.D. (12/5/93)	1-yd. catch
<b>Mitch Unrein</b>	<b>DT</b>	<b>vs. T.B. (12/2/12)</b>	<b>1-yd. catch</b>



during final roster cutdowns before signing with Denver on Oct. 20 and spending the final 11 weeks of the season on the club's practice squad.

**COLLEGE:** Unrein totaled 162 tackles (67 solo), 20.5 tackles for losses (75 yds.) and 10.5 sacks (75 yds.) with two forced fumbles and one fumble recovery in 48 career games (38 starts) for the University of Wyoming... Garnered honorable mention All-Mountain West Conference accolades in each of his final three years for the Cowboys... Registered 41 total tackles, including six tackles for a loss (21 yds.) and four sacks (17 yds.), as a senior and was named the Defensive MVP of the New Mexico Bowl in 2009 after collecting six tackles, two sacks, one forced fumble and one fumble recovery.

**PERSONAL:** Unrein earned first-team all-state honors as a junior and senior at Eaton (Colo.) High School, where he was also among the top wrestlers in the state... Mitch Unrein was born on March 25, 1987, in Eaton, Colo.

#### UNREIN'S REGULAR SEASON RECORD

Year	Club	G	S	UT	A	TT	S-Yds.	I-Yds.	PD	FF	FR	TD-Int.	TD-FR	S	Pts.
2010	Denver						PRACTICE SQUAD								
2011	Denver	14	0	5	2	7	0-0	0-0	0	0	0	0	0	0	0
2012	Denver	16	2	12	8	20	0-0	0-0	0	0	1	0	0	0	0
2013	Denver	16	1	15	5	20	0-0	0-0	0	0	0	0	0	0	0
<b>CAREER TOTALS</b>		<b>46</b>	<b>3</b>	<b>32</b>	<b>15</b>	<b>47</b>	<b>0-0</b>	<b>0-0</b>	<b>0</b>	<b>0</b>	<b>1</b>	<b>0</b>	<b>0</b>	<b>0</b>	<b>0</b>

**ADDITIONAL STATISTICS:** Special teams tackles — 2011 (1), TOTAL (1). Kickoff returns — 1 for 8 yards, vs. Oakland (9/23/13). Caught a 1-yard TD pass vs. Tampa Bay (12/2/12).

#### UNREIN'S POSTSEASON RECORD

Year	Club	G	S	UT	A	TT	S-Yds.	I-Yds.	PD	FF	FR	TD-Int.	TD-FR	S	Pts.
2011	Denver	2	0	0	1	1	0-0	0-0	0	0	0	0	0	0	0
2012	Denver	1	0	1	2	3	0-0	0-0	0	0	0	0	0	0	0
2013	Denver	1	0	0	0	0	0-0	0-0	0	0	0	0	0	0	0
<b>CAREER TOTALS</b>		<b>1</b>	<b>0</b>	<b>1</b>	<b>3</b>	<b>4</b>	<b>0-0</b>	<b>0-0</b>	<b>0</b>	<b>0</b>	<b>0</b>	<b>0</b>	<b>0</b>	<b>0</b>	<b>0</b>

#### UNREIN'S SINGLE-GAME HIGHS

(Postseason in parentheses)

**Tackles** — 3, five times, last at vs. San Diego, 12/12/13 (3 vs. Baltimore, 1/12/13). **Sacks** — None (none). **Sack yards** — None (none). **Interceptions** — None (none). **Interception return yards** — None (none). **Receptions** — 1 vs. Tampa Bay, 12/2/12 (none). **Receiving yards** — 1 vs. Tampa Bay, 12/2/12 (none). **Receiving touchdowns** — 1 vs. Tampa Bay, 12/2/12 (none).

#### MITCH UNREIN'S GAME-BY-GAME

(Victories asterisked)

2013 DENVER		TACKLES									
Date	Opponent	P/S	UT	A	TT	S-Yds.	I-Yds.	PD	FF	FR	
Sep 5	vs. Baltimore*	P	0	1	1	0-0	0-0	0	0	0	
Sep 15	at N.Y. Giants*	P	0	0	0	0-0	0-0	0	0	0	
Sep 23	vs. Oakland*	P	0	0	0	0-0	0-0	0	0	0	
Sep 29	vs. Philadelphia*	P	1	0	1	0-0	0-0	0	0	0	
Oct 6	at Dallas*	P	1	1	2	0-0	0-0	0	0	0	
Oct 13	vs. Jacksonville*	P	2	0	2	0-0	0-0	0	0	0	
Oct 20	at Indianapolis	P	0	1	1	0-0	0-0	0	0	0	
Oct 27	vs. Washington*	P	1	0	1	0-0	0-0	0	0	0	
Nov 10	at San Diego*	P	0	1	0	0-0	0-0	0	0	0	
Nov 17	vs. Kansas City*	P	2	0	2	0-0	0-0	0	0	0	
Nov 24	at New England	P	0	1	1	0-0	0-0	0	0	0	
Dec 1	at Kansas City*	S	3	0	3	0-0	0-0	0	0	0	
Dec 8	vs. Tennessee*	P	0	0	0	0-0	0-0	0	0	0	
Dec 12	vs. San Diego	P	3	0	3	0-0	0-0	0	0	0	
Dec 22	at Houston*	P	2	0	2	0-0	0-0	0	0	0	
Dec 29	at Oakland*	P	0	0	0	0-0	0-0	0	0	0	
<b>Regular Season Totals</b>			<b>16/1</b>	<b>15</b>	<b>5</b>	<b>20</b>	<b>0-0</b>	<b>0-0</b>	<b>0</b>	<b>0</b>	<b>0</b>
<b>ADDITIONAL STATISTICS:</b> Kickoff returns — 1 for 8 yards.											
Jan 12	vs. San Diego†	P	0	0	0	0-0	0-0	0	0	0	
<b>Postseason Totals</b>			<b>1/0</b>	<b>0</b>	<b>0</b>	<b>0</b>	<b>0-0</b>	<b>0-0</b>	<b>0</b>	<b>0</b>	<b>0</b>

†AFC Divisional Playoff Game





## STEVE VALLOS

60

CENTER



6-3 • 310 • 6TH YR. • WAKE FOREST

BORN: Dec. 28, 1983, in Boardman, Ohio

HIGH SCHOOL: Hillcrest High School, Sandy, Utah

ACQUIRED: Free Agent, 2013

NFL YEAR: 6th • YEAR WITH BRONCOS: 1st

NFL GAMES PLAYED/STARTED: 59/9 • POSTSEASON GP/GS: 1/0

### VALLOS AT A GLANCE:

- A sixth-year center who started 9-of-59 games during his first six NFL seasons.
- Has allowed just 1.25 sacks in his career and has been called for just two penalties according to STATS Inc.
- Opened a school-record 48 games during his collegiate career at Wake Forest University and earned All-America and All-Atlantic Coast Conference honors as a senior.
- Selected by the Seahawks in the seventh round (232nd overall) of the 2007 NFL Draft.
- Joined the Broncos as a free-agent signee on July 28, 2013

**CAREER TRANSACTIONS:** Signed by Seattle as a draft choice 7/13/07; Released by Seattle 9/1/07; Signed by Seattle (practice squad) 9/4/07; Signed by Seattle 1/14/08; Waived by Seattle 9/5/10; Acquired via waivers by Cleveland 9/6/10; Signed by Philadelphia 3/19/12; Released by Philadelphia 8/31/12; Signed by Philadelphia 9/18/12; Released by Philadelphia 10/23/12; Signed by Jacksonville 10/30/12; Released by Jacksonville 11/3/12; Signed by Jacksonville 11/5/12; Signed by Denver 7/28/13.



**2013:** Vallos played 15 games in his first season with the Broncos in 2013... Participated in 107 special-teams snaps in addition to nine offensive snaps... Made his postseason debut in the Divisional Round vs. S.D. (1/12).

**2012:** Vallos played four games in 2012, appearing in two contests each for Philadelphia and Jacksonville, including one start for the Jaguars... Committed just one penalty and did not allow a sack.

**2011:** Vallos appeared in one game for Cleveland.

**2010:** Vallos played seven games for Cleveland.

**2009:** Vallos appeared in all 16 games (3 starts) for the second-consecutive season for Seattle... Did not commit a penalty and allowed just .25 sacks.

**2008:** Vallos played all 16 games (5 starts) as a rookie for Seattle... Flagged just once for a false start penalty and allowed one sack on the season.

**COLLEGE:** Vallos started a school-record 48 games at Wake Forest University... Earned All-America and All-Atlantic Coast Conference honors as a senior after grading out at 90 percent for the season with 92.5 knockdown blocks... Named to the honorable mention All-ACC team after starting all 11 games for the Demon Deacons and helping the team average more than 197 rushing yards per game that led the conference as a junior... Selected to the second team All-ACC as a sophomore by the media and first-team All-ACC by Rivals.com after starting 11 games for the Deacons, appearing at every offensive line position except center... Earned third-team Freshman All-America and Freshman All-ACC honors as a redshirt freshman after starting all 12 games and averaging 8.2 knockdowns per game.

**PERSONAL:** Vallos earned varsity letters in football, wrestling and track and field (discus and shot put) at Boardman High School in Boardman, Ohio... Earned first-team all-conference honors in football and track... Received honorable mention on the AP All-Ohio team... Played in the North-South and Big 33 all-star games... Set school wrestling records for single-season (24) and career (58) pins... Steve Vallos was born on December 28, 1983 in Youngstown, Ohio.

### VALLOS' REGULAR SEASON RECORD

Year	Club	G	S
2008	Seattle	16	5
2009	Seattle	16	3
2010	Cleveland	7	0
2011	Cleveland	1	0
2012	Phi./Jac.	4	1
2013	Denver	15	0
<b>CAREER TOTALS</b>		<b>59</b>	<b>9</b>

### VALLOS' POSTSEASON RECORD

Year	Club	G	S
2013	Denver	1	0
<b>CAREER TOTALS</b>		<b>1</b>	<b>0</b>



## LOUIS VASQUEZ

65

### OFFENSIVE GUARD

6-5 • 335 • 5TH YR. • TEXAS TECH

BORN: April 11, 1987, in Corsicana, Texas

HIGH SCHOOL: Corsicana (Texas) High School

ACQUIRED: Unrestricted Free Agent (San Diego), 2013

NFL YEAR: 5th • YEAR WITH BRONCOS: 1st

NFL GAMES PLAYED/STARTED: 70/70 • POSTSEASON GP/GS: 2/2



### VASQUEZ AT A GLANCE:

- A fifth-year offensive guard who has started all 70 regular-season games played during his career, allowing only 11 sacks and committing just three penalties on offense in his first four NFL seasons according to Stats Inc.
- Selected to his first career Pro Bowl and All-Pro (first team) after finishing as one of three 16-game-starting guards to allow zero sacks in 2013
- Helped the Chargers offense rank fourth in the NFL in points per game (25.8) during his four seasons with the franchise.
- Finished as one of only three 16-game starting offensive guards in 2012 to not be called for a penalty.
- Named to the PFW/PFWA All-Rookie Team in 2009 after opening 14 games for San Diego and helping the Chargers win their fourth consecutive AFC West Division title.
- Played four seasons at Texas Tech University, helping the Red Raiders rank second in the nation in total offense (529.6 ypg) and scoring (40.0 ppg) during his junior campaign in 2007.
- Joined the Broncos as an unrestricted free agent on March 12, 2013.
- Selected by the Chargers in the third round (78th overall) of the 2009 NFL Draft.

### 65's TROPHY CASE

Pro Bowl Selections (1) . . . . . 2013

All-Pro (1st team) (1) . . . . . 2013

**CAREER TRANSACTIONS:** Signed by San Diego as a draft choice 7/25/09. Signed by Denver as an unrestricted free agent 3/12/13.



**2013:** Vasquez started all 16 regular-season games and was named to his first career Pro Bowl and first-team All-Pro after allowing zero sacks in his first season with the Broncos... Was part of an offensive line unit that allowed the fewest sacks (20) in the NFL, as well as the most games allowing zero sacks (6)... Was the only player to participate in 100 percent of the team's offensive or defensive snaps for the season as he was on the field for all 1,207 offensive plays... Earned a spot on Pro Football Focus' All-Week 3 Team for his performance vs. Oak. (9/23)... Part of an offensive line group that was named a collective offensive player of the week by Sports Illustrated's Peter King for its performance in which it allowed zero sacks and zero quarterback hits against the NFL's top-ranked sack defense vs. K.C. (11/17)... Part of an offensive line that did not allow a sack in Denver's Divisional-Round win vs. S.D. (1/12).

**2012:** Vasquez opened all 16 games for the first time in his career as one of two Chargers offensive linemen to start every contest... Finished as the only 16-game starting offensive lineman in the NFL to commit zero penalties and allow three or fewer sacks (2.5).

**2011:** Vasquez started all 14 games played and helped San Diego rank sixth in the NFL in total offense (393.1 ypg) while tying for fifth in the league scoring 25.4 points per game... Missed Games 10-11 with an ankle injury.

**2010:** Vasquez started 10 contests for the Chargers, missing Games 4-5 with a knee injury and Games 11-14 with a neck injury.

**2006:** Selected by the Chargers in the third round (78th overall) of the 2009 NFL Draft, Vasquez started all 14 games played and was named to the PFW/PFWA All-Rookie Team... Started his first career game in San Diego's season opener at Oak. (9/14) before injuring his ankle and missing the Charger's next two contests.

**COLLEGE:** Vasquez was a four-year letterman at Texas Tech University, where he started 34-of-39 career games and received All-Big 12 Conference recognition following his final three seasons... Named a third-team All-America selection following his senior season... Blocked for the nation's top passing attack as a junior in 2007 and was tabbed as a first-team all-conference pick after allowing zero sacks on the year.

**PERSONAL:** Vasquez attended Corsicana (Texas) High School, where helped his team to a combined 21-3 record over his final two seasons... Earned first-team Class 4A all-state honors from the Associated Press and was named to the All-Area Team by the *Dallas Morning News* following his senior campaign... Majored in general studies at Texas Tech... Louis Vasquez (pronounced LEW-is VAS-kez) was born on April 11, 1987, in Corsicana, Texas.

### VASQUEZ'S REGULAR SEASON RECORD

Year	Club	G	S
2009	San Diego	14	14
2010	San Diego	10	10
2011	San Diego	14	14
2012	San Diego	16	16
2013	Denver	16	16
<b>CAREER TOTALS</b>		<b>70</b>	<b>70</b>

**ADDITIONAL STATISTICS:** *Miscellaneous tackles — 2011 (1), 2012 (1), TOTAL (2). Fumbles — 2009 (1FR), TOTAL (1FR).*

### VASQUEZ'S POSTSEASON RECORD

Year	Club	G	S
2009	San Diego	1	1
2013	Denver	1	1
<b>CAREER TOTALS</b>		<b>2</b>	<b>2</b>



# KAYVON WEBSTER

36

CORNERBACK

5-11 • 198 • R • SOUTH FLORIDA

BORN: Feb. 1, 1991, in Opa-Locka, Fla.

HIGH SCHOOL: Monsignor Pace High School, Opa-Locka, Fla.

ACQUIRED: Draft #3 (90th overall), 2013

NFL YEAR: 1st • YEAR WITH BRONCOS: 1st

NFL GAMES PLAYED/STARTED: 14/2 • POSTSEASON GP/GS: 1/0



## WEBSTER AT A GLANCE:

- A cornerback who made 38 tackles and intercepted one pass during his rookie season.
- Saw action in 49-of-50 possible games (32 starts) during his career at the University of South Florida and totaled 190 tackles (136 solo), two sacks (39 yds.), three interceptions (34 yds.), 18 passes defended, four forced fumbles and two fumble recoveries.
- Earned first-team All-Big East Conference recognition following his senior season in which he led the Bulls with a career-high 82 tackles (61 solo) and added forced three fumbles.
- Started all 11 games played as a junior in 2011 and received second-team All-Big East honors after contributing two interceptions and nine passes defended for South Florida.
- Combined for 26 games played (10 starts) during his first two collegiate seasons (2009-10) and helped the Bulls to consecutive winning seasons and bowl victories.
- Clocked at 4.34 seconds in the 40-yard dash as one of the most physically gifted players in the 2013 draft class.
- Competed as a two-way player (as well as a returner) at Miami's Monsignor Pace High School and was a two-time All-Dade County selection in football while also competing in track.
- Selected by the Broncos in the third round (90th overall) of the 2013 NFL Draft.



**2013:** Webster played 14 games (2 starts) as a rookie, finishing eighth on the team with 38 tackles... Intercepted one pass and posted nine pass breakups in addition to one forced fumble.... Made a pair of special-teams stops in Denver's Week 2 win at NYG (9/15)... Broke up two passes vs. Oak. (9/23)... Made his first NFL start and forced a fumble that was recovered by S Duke Ihenacho at Dal. (10/6)... Intercepted his first NFL pass and returned it 10 yards vs. Jac. (10/13)... Established a career high with five tackles at S.D. (11/10).

**2012:** Webster started 11-of-12 games for the University of South Florida as a senior and was named a first-team All-Big East Conference selection after becoming the league's only cornerback to lead his team in tackles (82)... Added two strip-sacks and an additional forced fumble along with six passes defended on the season... Totaled a career-best 12 tackles (10 solo) in a 37-36 loss vs. Syracuse (10/27).

**2011:** Webster opened all 11 games played for the Bulls and recorded 49 tackles (36 solo), two interceptions (0 yds.), nine passes defended, one forced fumble and one fumble recovery... Voted as a second-team All-Big East selection... Recovered a fumble and returned it 96 yards for a touchdown in South Florida's 23-20 win at No. 16 Notre Dame (9/3).

**2010:** Webster played all 13 games (4 starts) as a sophomore and contributed 29 tackles (22 solo) while seeing time at both the left and right cornerback positions... Tallied a season-high eight tackles vs. Syracuse (10/9).

**2009:** Webster saw action in all 13 contests (6 starts) as a true freshman and recorded 30 tackles (17 solo), one interception (34 yds.), three passes defended and one fumble recovery... Intercepted his first career pass at Syracuse (10/3).

**HIGH SCHOOL:** Webster was a two-time All-Dade County selection in football as a two-way player for Monsignor Pace High School in Opa-Locka, Fla.... Caught 30 passes for 500 yards (16.7 avg.) and eight touchdowns on offense in addition to 65 tackles, four sacks, seven forced fumbles and 10 fumble recoveries on defense as a senior... Also lettered in track as a prep athlete.

**PERSONAL:** Webster graduated from South Florida with a degree in health science in December 2012... Kayvon Webster was born on Feb. 1, 1991, in Opa-Locka, Fla.

## WEBSTER'S COLLEGIATE RECORD — SOUTH FLORIDA

Year	School	G	S	UT	A	TT	S-Yds.	I-Yds.	PD	FF	FR	TD-Int.	TD-FR	S	Pts.
2009	South Florida	13	6	17	13	30	0-0	1-34	3	0	1	0	0	0	0
2010	South Florida	13	4	22	7	29	0-0	0-0	0	0	0	0	0	0	0
2011	South Florida	11	11	36	13	49	0-0	2-0	9	1	1	0	1	0	6
2012	South Florida	12	11	61	21	82	2-39	0-0	6	3	0	0	0	0	0
<b>CAREER TOTALS</b>		<b>49</b>	<b>32</b>	<b>136</b>	<b>54</b>	<b>190</b>	<b>2-39</b>	<b>3-34</b>	<b>18</b>	<b>4</b>	<b>2</b>	<b>0</b>	<b>1</b>	<b>0</b>	<b>6</b>

**ADDITIONAL STATISTICS:** Kickoff returns — 2009 (2 for 21 yds., 10.5 avg., 13 LG), 2010 (2 for 28 yds., 14.0 avg., 18 LG), 2012 (3 for 53 yds., 17.7 avg., 25 LG), TOTAL (7 for 102 yds., 14.6 avg., 25 LG).





## WES WELKER

83

WIDE RECEIVER

5-9 • 185 • 10TH YR. • TEXAS TECH

BORN: May 1, 1981, in Oklahoma City

HIGH SCHOOL: Heritage Hall High School, Oklahoma City

ACQUIRED: Unrestricted Free Agent (New England), 2013

NFL YEAR: 10th • YEAR WITH BRONCOS: 1st

NFL GAMES PLAYED/STARTED: 153/94 • POSTSEASON GP/GS: 10/9



### WELKER AT A GLANCE:

- A 10th-year wide receiver in his first season with Denver who is tied for the most 100-catch campaigns (5) in NFL history while tying for the most 10-catch games (18) in league annals.
- Selected to the Pro Bowl in five of the last six years, earning All-Pro honors from the Associated Press in four of those seasons.
- Owns the second-most career receptions (841) by an undrafted player, trailing only Broncos Ring of Fame wide receiver Rod Smith (849).
- Totaled the most receptions (672) in Patriots history from 2007-12 to represent the most productive six-season stretch in NFL history.
- Recorded two of the top eight single-season reception totals in league history, including a personal-best 123 catches in 2009 to tie for second on the NFL's all-time single-season list.
- Averaged the most receptions (7.7) in postseason history among players with multiple playoff games played.
- Tied for the most receptions (11) in Super Bowl history in New England's S.B. XLII loss vs. the New York Giants (2/3/08).
- Started 86-of-102 combined games for New England after seeing action in 47 contests (3 starts) for San Diego (2004) and Miami (2004-05) to begin his career.
- Earned AFC Special Teams Player of the Week honors during his rookie season at New England (10/10/04) after becoming the first individual in league history to record a punt return, a kickoff return, a field goal, an extra point and a kickoff in the same game.
- Set Texas Tech University records with 259 receptions and 3,069 yards during his collegiate career, receiving first-team All-Big 12 Conference accolades during three of his four seasons with the Red Raiders.
- Graduated college as the NCAA career record-holder for punt return yards (1,761) and punt return scores (8).
- Joined the Broncos as an unrestricted free agent on March 15, 2013.
- Entered the NFL with San Diego as a college free agent on April 30, 2004.

### 83's TROPHY CASE

Pro Bowl Selections (5) . . . . . 2008-12  
All-Pro (First Team) (2) . . . . . 2009, '11  
All-Pro (Second Team) (2) . . . . . 2007-08

**CAREER TRANSACTIONS:** Signed by San Diego as a college free agent 4/30/04; Waived by San Diego 9/15/04; Signed by Miami 9/21/04; Traded to New England 3/5/07; Placed on injured reserve 1/6/10; Signed by Denver as an unrestricted free agent 3/15/13.



**2013:** Welker started 13 games in his first season for the Broncos in 2013... Caught 73 passes for 778 yards and set a career high with 10 touchdown receptions... Caught a game-high nine passes to finish with 67 yards and a pair of touchdowns in his Broncos debut vs. Bal. (9/5)... Caught a touchdown in his second-straight game,

### WELKER'S UNPRECEDENTED SIX-SEASON STRETCH

#### MOST RECEIVING YARDS IN A SIX-SEASON SPAN, NFL HISTORY

Player	Years	Rec.	Yds.	Avg.	TDs
1. Wes Welker, N.E.	2007-12	672	7,459	11.1	37
2. Marvin Harrison, Ind.	1999-2004	649	8,707	13.4	77
3. Marvin Harrison, Ind.	1998-2003	622	8,370	13.5	69
4. Wes Welker, Mia./N.E.	2006-11	621	6,792	10.9	32
5. Marvin Harrison, Ind.	2000-05	616	8,190	13.3	77



## WELKER HITS THE CENTURY MARK

MOST SEASONS WITH 100+ REC., NFL HISTORY				MOST RECEPTIONS, SINGLE SEASON, NFL HISTORY				
Player	No.	Yrs.		Player	Year	Rec.	Yds.	TDs
1. <b>Wes Welker, S.D./Mia./N.E.</b>	5	2007-09, '11-12		1. Marvin Harrison, Ind.	2002	143	1,722	11
2. Marvin Harrison, Ind.	4	1999-2002		2. <b>Wes Welker, N.E.</b>	2009	123	1,348	4
Andre Johnson, Hou.	4	2006, '08-09, '12		Herman Moore, Det.	1995	123	1,686	14
Brandon Marshall, Den./Mia./Chi.	4	2007-09, '12		4. <b>Wes Welker, N.E.</b>	2011	122	1,569	9
Jerry Rice, S.F./Oak./Sea.	4	1990, '94-96		Calvin Johnson, Det.	2012	122	1,964	5
Reggie Wayne, Ind.	4	2007, '09-10, '12		Jerry Rice, S.F.	1995	122	1,848	15
7. Herman Moore, Det./NYG	3	1995-97		Cris Carter, Min.	1995	122	1,371	17
				Cris Carter, Min.	1994	122	1,256	7

finishing with three catches for 39 yards at NYG (9/15)... Joined TE Julius Thomas and Saints TE Jimmy Graham as the only players to catch touchdown passes in the first three games of the season with his 12-yard touchdown reception in the second quarter vs. Oak. (9/23)... Caught a pair of receiving scores vs. Phi. (9/29)... Became the only player in the NFL to catch touchdown passes in the first five games of the season with his 2-yard touchdown reception in the third quarter at Dal. (10/6)... Became the first player to catch a touchdown pass in his first six games with a team with his 20-yard touchdown grab in the first quarter vs. Jac. (10/13)... Caught a 6-yard touchdown pass to give Denver a 7-0 lead in the first quarter vs. Was. (10/27)... Set a career high with his 10th touchdown catch of the season vs. Ten. (12/8)... Caught his first postseason touchdown as a Bronco, finishing with six receptions for 38 yards in the Divisional Round vs. S.D. (1/12).

**2012:** Welker earned his fifth consecutive Pro Bowl selection after starting 12-of-16 regular-season games and totaling 118 receptions for 1,354 yards (11.5 avg.) with six touchdowns... Added three kickoff returns for 33 yards (11.0 avg.) and 25 punt returns for 243 yards (9.7 avg.)... Opened both postseason contests and caught 16 passes for 248 yards (15.5 avg.) with one touchdown to go along with five punt returns for 56 yards (11.2 avg.)... Totaled his 557th catch as a Patriot vs. Ari. (9/16) to pass Troy Brown as the franchise's career leader in receptions... Topped the 100-catch mark with his five-catch, 56-yard outing vs. S.F. (12/16) to become the first player in NFL history with five seasons totaling 100 or more receptions... Set a career postseason high with 131 yards on eight catches (16.4 avg.) in New England's AFC Divisional Playoff Game vs. Hou. (1/13).

**2011:** Welker played all 16 regular-season games (15 starts) and totaled a career-high 1,569 receiving yards and nine touchdowns while leading the NFL in receptions (122)... Contributed eight punt returns for 82 yards (10.3 avg.)... Earned his fourth career Pro Bowl honor and received first-team All-Pro recognition from the Associated Press... Joined Cris Carter as the only players in NFL history with two career 120-catch seasons... Started all three playoff games and registered 19 receptions for 168 yards (8.8 avg.) with one touchdown... Tied for the longest play from scrimmage in NFL history with his 99-yard touchdown reception from quarterback Tom Brady in the fourth quarter at Mia. (9/12)... Caught a career-best 16 passes for 217 yards—setting franchise records in both categories—at Buf. (9/25)... Recorded his 500th catch as a Patriot at NYJ (11/13) in his 70th game with the organization to become the fastest player to record 500 receptions with one team... Caught seven passes for 60 yards (8.6 avg.) and added two rushes for 21 yards (10.5 avg.) in Super Bowl XLVI vs. NYG. (2/5).

**2010:** Welker earned his third career Pro Bowl honor and was the team's recipient of the Ed Block Courage Award after returning from a knee injury in the 2009 finale and starting 11-of-15 regular-season games for New England... Totaled 86 catches for 848 yards (9.9 avg.) with seven touchdowns in addition to five punt returns for 36 yards (7.2 avg.)... Converted an extra point attempt and handled a kickoff at Cle. (11/7), filling in for injured kicker Stephen Gostkowski... Recorded seven catches for 57 yards (8.1 avg.) in New England's AFC Divisional Playoff Game vs. NYJ (1/16).

**2009:** Welker totaled a career-high 123 receptions (T-2nd in NFL single-season history) for 1,348 yards (11.0 avg.) and four touchdowns to earn first-team All-Pro honors from the Associated Press as well as his second Pro Bowl selection... Returned 27 punts for 338 yards to rank first in the AFC and second in the NFL with a 12.5-yard average... Added two kickoff returns for 45 yards (22.5 avg.)... Recorded 12 catches for 93 yards (7.8 avg.) in the Patriots' season opener vs. Buf. (9/14) before missing the next two games due to injury... Injured his knee in New England's final regular-season game at Hou. (1/3) and missed the entire postseason after being placed on injured reserve on Jan. 6.

**2008:** Welker earned his first career Pro Bowl selection after opening 14-of-16 regular-season games for the Patriots and catching 111 passes for 1,165 yards (10.5 avg.) with three touchdowns... Added 24 punt returns for 237 yards (9.9 avg.) and one kickoff return for 26 yards... Received second-team All-Pro recognition from the Associated Press... Set an NFL record by catching at least six passes in each of the first 11 games of a season.

**2007:** Welker started 13-of-16 regular-season games in his first year with the Patriots, catching a franchise-re-

## WELKER AMONG MOST ACCOMPLISHED UNDRAFTED PLAYERS

MOST RECEIVING YARDS BY AN UNDRAFTED PLAYER, NFL HISTORY						
Player	Years	Rec.	Yds.	Avg.	TDs	
1. Rod Smith, Den.	1996-2006	849	11,389	13.4	68	
2. <b>Wes Welker, S.D./Mia./N.E.</b>	2006-Pres.	841	9,358	11.1	48	
3. Gary Clark, Was./Ari./Mia.	1985-95	699	10,856	15.5	65	
4. Antonio Gates, S.D.	2003-Pres.	642	8,321	13.0	83	
5. Wayne Chrebet, NYJ	1995-2005	580	7,365	12.7	41	

## WELKER A DOUBLE-DIGIT THREAT

### MOST GAMES WITH 10+ RECEPTIONS, NFL HISTORY

Player	Team(s)	No.
1. Wes Welker	S.D./Mia./N.E.	18
Andre Johnson	Houston	18
3. Jerry Rice	S.F./Oak./Sea.	17
4. Brandon Marshall	Den./Mia./Chi.	16
Marvin Harrison	Indianapolis	16

cord 112 passes for 1,175 yards (10.5 avg.) with eight touchdowns to go a long with 25 punt returns for 249 yards (10.0 avg.) and seven kickoff returns for 176 yards (25.1 avg.)... Named to the Associated Press All-Pro second team... Opened all three postseason games and totaled 27 receptions for 213 yards (7.9 avg.) with two touchdowns... Topped the 1,000-yard mark for the first time in his career vs. NYJ (12/16)... Led the team in catches (11) and yards (122) at NYG (12/29) while breaking Troy Brown's franchise single-season record of 101 receptions... Tied for the most catches (11) in Super Bowl history while adding 103 receiving yards in the Patriots' S.B. XLII loss vs. NYG (2/3).

**2006:** Welker played all 16 games (2 starts) and led the Dolphins with 67 receptions while placing second on the team with 687 receiving yards (10.3 avg.)... Returned 41 punts for 378 yards (9.2 avg.) and 48 kickoffs for 1,064 yards (22.2 avg.).

**2005:** Welker saw action in all 16 games (1 start) for the first time in his career and caught 29 passes for 434 yards (15.0 avg.)... Added 43 punt returns for 390 yards (9.1 avg.) and 61 kickoff returns for 1,379 yards (22.6 avg.)... Made the first start of his career vs. Oak. (11/27), catching one pass for 16 yards and returning five kickoffs for 141 yards (28.2 avg.).

**2004:** Welker, who entered the NFL with San Diego as a college free agent on April 30, played one game for the Chargers before being waived and signing with Miami for the rest of the season... Made his NFL debut and returned four kickoffs for 102 yards (25.5 avg.) at Hou. (9/12) in his only game with San Diego before being waived on Sept. 15... Signed by the Dolphins on Sept. 21 and played 14 more games for Miami totaling 43 punt returns for 464 yards (10.8 avg.) and 57 kickoff returns for 1,313 yards (23.0 avg.), including a 95-yard touchdown... Pressed into service as an emergency kicker at N.E. (10/10) when Olindo Mare injured his calf in pre-game warm ups and was named AFC Special Teams Player of the Week after converting a 29-yard field goal and an extra point attempt as well as handling the team's kickoff duties... Posted a career-long 71-yard punt return on *Monday Night Football* vs. N.E. (12/20)... Recorded a 95-yard kickoff return for a touchdown in Miami's season finale vs. Bal. (1/2) to become the first Dolphins player in 15 years to return a kickoff for a score.

**COLLEGE:** Welker appeared in 50 career games as a four-year letterman for Texas Tech University, finishing with a school-record 259 receptions for 3,069 yards (11.8 avg.) and 21 touchdowns to go along with 559 rushing yards and a touchdown on 79 attempts (7.1 avg.) and 152 punt returns for 1,761 yards (11.6 avg.) and eight scores... Received first-team All-Big 12 Conference accolades in three of his four seasons (2000, 2002-02) and left school as the NCAA career record-holder for punt return yards and punt return scores.

**PERSONAL:** Welker attended Heritage Hall High School in Oklahoma City, where he played running back and defensive back... Accumulated 3,235 rushing yards and 2,551 receiving yards during his prep career while totaling 90 total touchdowns... Named Oklahoma Player of the Year by several media outlets following his senior season... Established the "83 Foundation" to provide underprivileged children an opportunity to play football in his hometown of Oklahoma City... Named the winner of the Dolphins' Nat Moore Community Service Award in 2005... Graduated from Texas Tech with a degree in management... Wesley Welker was born on May 1, 1981, in Oklahoma City.

### WELKER'S REGULAR SEASON RECORD

Year	Club	G	S	RECEIVING					KICKOFF RETURNS					PUNT RETURNS					
				No.	Yds.	Avg.	LG	TD	No.	Yds.	Avg.	LG	TD	No.	FC	Yds.	Avg.	LG	TD
2004	S.D./Mia.	15	0	0	0	0.0	—	0	61	1,415	23.2	95t	1	43	12	464	10.8	71	0
2005	Miami	16	1	29	434	15.0	47	0	61	1,379	22.6	46	0	43	23	390	9.1	47	0
2006	Miami	16	2	67	687	10.3	38	1	48	1,064	22.2	46	0	41	29	378	9.2	47	0
2007	New England	16	13	112	1,175	10.5	42	8	7	176	25.1	33	0	25	7	249	10.0	35	0
2008	New England	16	14	111	1,165	10.5	64	3	1	26	26.0	26	0	24	6	237	9.9	44	0
2009	New England	14	13	123	1,348	11.0	58	4	2	45	22.5	27	0	27	16	338	12.5	69	0
2010	New England	15	11	86	848	9.9	35	7	0	0	0.0	—	0	5	7	36	7.2	22	0
2011	New England	16	15	122	1,569	12.9	99t	9	0	0	0.0	—	0	8	6	82	10.3	25	0
2012	New England	16	12	118	1,354	11.5	59	6	3	33	11.0	17	0	25	7	243	9.7	31	0
2013	Denver	13	13	73	778	10.7	33	10	0	0	0.0	—	0	10	2	70	7.0	27	0
CAREER TOTALS		153	94	841	9,358	11.1	99t	48	183	4,138	22.6	95t	1	251	115	2,487	9.9	71	0

**ADDITIONAL STATISTICS:** Rushing — 2005 (1 for 5 yds., 5.0 avg., 5 LG), 2007 (4 for 34 yds., 8.5 avg., 27 LG), 2008 (3 for 26 yds., 8.7 avg., 19 LG), 2009 (5 for 36 yds., 7.2 avg., 11 LG), 2011 (4 for 30 yds., 7.5 avg., 19 LG), 2012 (2 for 20 yds., 10.0 avg., 11 LG), TOTAL (19 for 151 yds., 7.9 avg., 27 LG). Special teams tackles — 2004 (7), 2012 (1), 2013 (1), TOTAL (9). Fumble recoveries — 2004 (2), 2006 (1), TOTALS (3). Field goals — 2004 (29-yd. FG, 10/10/04), TOTAL (1-1, 29 LG). PATs — 2004 (1-1, 10/10/04), 2010 (1-1, 11/7/10), TOTAL (2-2). Kickoffs — 2004 (3 for 158 yds., 52.7 avg.), 2010 (1 for 45 yds.), TOTAL (4 for 203 yds., 50.8 avg.).

## WELKER'S POSTSEASON RECORD

Year	Club	G	S	No.	RECEIVING				KICKOFF RETURNS					PUNT RETURNS						
					Yds.	Avg.	LG	TD	No.	Yds.	Avg.	LG	TD	No.	FC	Yds.	Avg.	LG	TD	
2007	New England	3	3	27	213	7.9	19	2	0	0	0.0	—	0	2	2	29	14.5	15	0	
2009	New England				INJURED RESERVE															
2010	New England	1	0	7	57	8.1	13	0	0	0	0.0	—	0	0	1	0	0.0	—	0	
2011	New England	3	3	19	168	8.8	19	1	0	0	0.0	—	0	1	2	0	0.0	0	0	
2012	New England	2	2	16	248	15.5	47	1	0	0	0.0	—	0	5	2	56	11.2	28	0	
2013	Denver	1	1	6	38	6.3	8	1	0	0	0.0	—	0	0	1	0	0.0	—	0	
CAREER TOTALS		10	9	75	724	9.7	47	5	0	0	0.0	—	0	8	7	85	10.6	28	0	

**ADDITIONAL STATISTICS:** Rushing — 2007 (1 for 13 yds., 13.0 avg., 13 LG), 2011 (2 for 21 yds., 10.5 avg., 11 LG), TOTALS (3 for 34 yds., 11.3 avg., 13 LG).

## WELKER'S SINGLE-GAME HIGHS

*(Postseason in parentheses)*

**Receptions** — 16 at Buffalo, 9/25/11 (11 vs. N.Y. Giants, 2/3/08). **Receiving yards** — 217 at Buffalo, 9/25/11 (131 vs. Houston, 1/13/13). **Longest reception** — 99t at Miami, 9/12/11 (47 vs. Houston, 1/13/13). **Receiving touchdowns** — 2, 10 times, last vs. Philadelphia, 9/29/13 (1, five times, last vs. San Diego, 1/12/14). **Receiving yards in one quarter** — 106 (4th) at Miami, 9/12/11 (90 (2nd) vs. Houston, 1/13/13). **Receiving yards in one half** — 139 (1st) vs. N.Y. Jets, 11/22/09 (120 (1st) vs. Houston, 1/13/13). **Rushes** — 2, twice, last at New Orleans, 11/30/09 (2 vs. N.Y. Giants, 2/5/12). **Rushing yards** — 27 at Cincinnati, 10/1/07 (21 vs. N.Y. Giants, 2/5/12). **Longest rush** — 27 at Cincinnati, 10/1/07 (13 vs. Jacksonville, 1/12/08). **Rushing touchdowns** — None (none). **Punt returns** — 6 vs. Buffalo, 12/5/04 (4, vs. Baltimore, 1/20/13 ). **Punt return yards** — 117 at Indianapolis, 11/15/09 (56 vs. Baltimore, 1/20/13). **Longest punt return** — 71 vs. New England, 12/20/04 (28 vs. Baltimore, 1/20/13). **Punt return touchdowns** — None (none). **Kick returns** — 7, twice, last vs. Kansas City, 10/21/05 (none). **Kick return yards** — 210 at Baltimore, 1/2/05 (none). **Longest kick return** — 95t at Baltimore, 1/2/05 (none). **Kick return touchdowns** — 1 at Baltimore, 1/2/05 (none).

## WELKER'S 100-YARD RECEIVING GAMES (31: INCLUDES 3 POSTSEASON)

*\*denotes win (Welker's teams are 23-8, including postseason, when he records 100 or more yards receiving in a game.)*

Date	Opponent	No.	Yds.	Avg.	LG	TD
10/14/07	at Dallas*	11	124	11.3	35t	2
10/21/07	at Miami*	9	138	15.3	36	2
11/25/07	vs. Philadelphia*	13	149	11.5	42	0
12/29/07	at N.Y. Giants*	11	122	11.1	28	0
2/3/08	vs. N.Y. Giants^	11	103	9.4	19	0
11/9/08	vs. Buffalo*	9	107	11.9	27	0
11/13/08	vs. N.Y. Jets	7	108	15.4	29	0
11/23/08	at Miami*	8	120	15.0	64	0
12/7/08	at Seattle*	12	134	11.2	25	0
10/18/09	vs. Tennessee*	10	150	15.0	48	2
10/25/09	at Tampa Bay*	10	107	10.7	16	1
11/22/09	vs. N.Y. Jets*	15	192	12.8	43	0
12/6/09	at Miami	10	167	16.7	58	0
12/13/09	vs. Carolina*	10	105	10.5	23	0
12/27/09	vs. Jacksonville*	13	138	10.6	29	0
12/12/10	at Chicago*	8	115	14.4	24	0
9/12/11	at Miami*	8	160	20.0	99t	2
9/25/11	at Buffalo	16	217	13.6	33	2
10/2/11	at Oakland*	9	158	17.6	32	1
10/9/11	vs. N.Y. Jets*	5	124	24.8	73	0
11/6/11	vs. N.Y. Giants	9	136	15.1	28	0
11/27/11	at Philadelphia*	8	115	14.4	41t	2
12/4/11	vs. Indianapolis*	11	110	10.0	18	0
12/24/11	vs. Miami*	12	138	11.5	42	0
9/23/12	at Baltimore	8	142	17.8	59	0
9/30/12	at Buffalo*	9	129	14.3	26	0
10/7/12	vs. Denver*	13	104	8.0	15	1
10/14/12	at Seattle	10	138	13.8	46t	1
12/2/12	at Miami*	12	103	8.6	14	1
1/13/2013	vs. Houston*^	8	131	16.4	47	0
1/20/2013	vs. Baltimore^	8	117	14.6	36	1

^Playoff Game

**WES WELKER'S GAME-BY-GAME**

(Victories asterisked)

2013 DENVER			RECEIVING					KICK RETURNS					PUNT RETURNS					
Date	Opponent	P/S	No.	Yds.	Avg.	LG	TD	No.	Yds.	Avg.	LG	TD	No.	FC	Yds.	Avg.	LG	TD
Sep 5	vs. Baltimore*	S	9	67	7.4	15	2	0	0	0.0	—	0	2	1	27	13.5	27	0
Sep 15	at N.Y. Giants*	S	3	39	13.0	20	1	0	0	0.0	—	0	0	0	0	0.0	—	0
Sep 23	vs. Oakland*	S	7	84	12.0	32	1	0	0	0.0	—	0	0	0	0	0.0	—	0
Sep 29	vs. Philadelphia*	S	7	76	10.9	33	2	0	0	0.0	—	0	0	0	0	0.0	—	0
Oct 6	at Dallas*	S	5	49	9.8	16	1	0	0	0.0	—	0	0	0	0	0.0	—	0
Oct 13	vs. Jacksonville*	S	6	63	10.5	26	1	0	0	0.0	—	0	0	0	0	0.0	—	0
Oct 20	at Indianapolis	S	7	96	13.7	25	0	0	0	0.0	—	0	0	0	0	0.0	—	0
Oct 27	vs. Washington*	S	6	81	13.5	24	1	0	0	0.0	—	0	0	0	0	0.0	—	0
Nov 10	at San Diego*	S	3	21	7.0	11	0	0	0	0.0	—	0	0	0	0	0.0	—	0
Nov 17	vs. Kansas City*	S	8	72	9.0	20	0	0	0	0.0	—	0	0	0	0	0.0	—	0
Nov 24	at New England	S	4	31	7.8	17	0	0	0	0.0	—	0	2	0	13	6.5	12	0
Dec 1	at Kansas City*	S	3	38	12.7	20	0	0	0	0.0	—	0	3	1	5	1.7	5	0
Dec 8	vs. Tennessee*	S	5	61	12.2	30	1	0	0	0.0	—	0	3	0	25	8.3	10	0
Dec 12	vs. San Diego							INACTIVE										
Dec 22	at Houston*							INACTIVE										
Dec 29	at Oakland*							INACTIVE										
Regular Season Totals		13/13	73	778	10.7	33	10	0	0	0.0	—	0	10	2	70	7.0	27	0
Jan 12	vs. San Diego†*	S	6	38	6.3	8	1	0	0	0.0	—	0	0	0	0	0.0	—	0
Postseason Totals		1/1	6	38	6.3	8	1	0	0	0.0	—	0	0	0	0	0.0	—	0



# SYLVESTER WILLIAMS 92

## DEFENSIVE TACKLE

6-2 • 313 • R • NORTH CAROLINA

**BORN:** Nov. 21, 1988, in Jefferson City, Mo.

**HIGH SCHOOL:** Jefferson City High School, Jefferson City, Mo.

**ACQUIRED:** Draft #1 (28th overall), 2013

**NFL YEAR:** 1st • **YEAR WITH BRONCOS:** 1st

**NFL GAMES PLAYED/STARTED:** 12/4 • **POSTSEASON GP/GS:** 1/1



### WILLIAMS AT A GLANCE:

- A defensive tackle who started all 45 games played during his collegiate career at the University of North Carolina (2011-12) and Coffeyville Community College (2009-10).
- Named a first-team All-America and All-Atlantic Coast Conference selection following his senior campaign in which his six sacks tied for the conference lead among defensive tackles.
- Started all 13 games in his first season at North Carolina in 2011 and was the recipient of the team's Jeffrey Cowell Memorial Award given to the outstanding first-year player for the defense.
- Opened all 20 contests at Coffeyville C.C., working his way up from a walk-on in 2009 to a first-team All-Kansas Jayhawk Community College Conference pick in 2010.
- Worked the night shift at Modine Manufacturing Company making radiator parts for large trucks before enrolling in college and pursuing a career in football.
- Played just one season of football at Jefferson City (Mo.) High School, helping lead his team to a No. 12 final ranking in the state and a Freelance Football League title.
- Selected by the Broncos in the first round (28th overall) of the 2013 NFL Draft.



**2013:** Williams played 12 games (4 starts) as a rookie, totaling 19 tackles with two sacks, five tackles for a loss and one fumble recovery... Made one solo tackle for a loss in his NFL debut vs. Bal. (9/5)... Made a tackle for a loss and registered a quarterback hit vs. Jac. (10/13)... Made his first NFL start vs. Ten. (12/8)... Registered his first career sack and posted a career-best five tackles vs. S.D. (12/12)... Tied for third with five tackles and led the club with three tackles for a loss at Hou. (12/22)... Recovered his first career fumble at Oak. (12/29).

**2012:** Williams started all 12 games and totaled 42 tackles (21 solo), six sacks (40 yds.), 13.5 tackles for a loss, and six quarterback pressures to earn first-team All-America honors from *Pro Football Weekly* and first-team All-Atlantic Coast Conference accolades from the league coaches... Tied for the most sacks in the ACC by a defensive tackle and helped anchor a Tar Heels defense that ranked fourth in the conference against the rush (142.7 ypg).

**2011:** Williams opened all 13 games in his first season with North Carolina and earned the team's Jeffrey Cowell Memorial Award presented to the defense's outstanding first-year player... Totaled a career-best 54 tackles (23 solo), 2.5 sacks (22 yds.), seven tackles for a loss, five quarterback pressures, one interception, three pass breakups and one forced fumble.

**2010:** Williams notched 49 tackles (17 solo), two sacks (10 yds.), 11.5 tackles for a loss, four quarterback pressures, two pass breakups and one forced fumble in his final season at Coffeyville C.C. to earn honorable mention All-America honors and first-team All-Kansas Jayhawk Community College Conference recognition... Added four blocked kicks on special teams.

**2009:** Williams walked on at Coffeyville and ended up starting all 10 games as a freshman while racking up 39 tackles (23 solo), five sacks (17 yds.) and seven tackles for a loss to earn numerous Division-I scholarship offers.

**HIGH SCHOOL:** Williams played just one season of prep football at Jefferson City (Mo.) High School, making the team as a 310-pound senior and helping the school to a final ranking of No. 12 in the state and a Freelance Football League title.

**PERSONAL:** Williams graduated from North Carolina with a degree in communications... Grew up working on cars with his father and had a job assembling radiator parts for large trucks after high school... Sylvester Williams was born on Nov. 21, 1988, in Jefferson City, Mo.

### WILLIAMS' COLLEGIATE RECORD — N. CAROLINA/COFFEYVILLE, C.C.

Year	School	G	S	UT	A	TT	S-Yds.	I-Yds.	PD	FF	FR	TD-Int.	TD-FR	S	Pts.
2009	Coffeyville C.C.	10	10	23	16	39	5-17	0-0	0	0	0	0	0	0	0
2010	Coffeyville C.C.	10	10	17	32	49	2-10	0-0	2	1	0	0	0	0	0
2011	North Carolina	13	13	23	31	54	2.5-22	1-0	3	1	0	0	0	0	0
2012	North Carolina	12	12	21	21	42	6-40	0-0	0	0	0	0	0	0	0
<b>CAREER TOTALS</b>		<b>45</b>	<b>45</b>	<b>84</b>	<b>100</b>	<b>184</b>	<b>15.5-89</b>	<b>1-0</b>	<b>5</b>	<b>2</b>	<b>0</b>	<b>0</b>	<b>0</b>	<b>0</b>	<b>0</b>

**ADDITIONAL STATISTICS:** Blocked kicks — 2010 (4), TOTAL (4).


SYLVESTER WILLIAMS' GAME-BY-GAME

*(Victories asterisked)*

2013 DENVER		TACKLES								
Date	Opponent	P/S	UT	A	TT	S-Yds.	I-Yds.	PD	FF	FR
Sep 5	vs. Baltimore*	P	1	0	1	0-0	0-0	0	0	0
Sep 15	at N.Y. Giants*	P	0	1	1	0-0	0-0	0	0	0
Sep 23	vs. Oakland*	P	0	0	0	0-0	0-0	0	0	0
Sep 29	vs. Philadelphia*				INACTIVE					
Oct 6	at Dallas*	P	0	0	0	0-0	0-0	0	0	0
Oct 13	vs. Jacksonville*	P	1	0	1	0-0	0-0	0	0	0
Oct 20	at Indianapolis*	P	0	2	2	0-0	0-0	0	0	0
Oct 27	vs. Washington*				INACTIVE					
Nov 10	at San Diego*				INACTIVE					
Nov 17	vs. Kansas City*				INACTIVE					
Nov 24	at New England*	P	0	1	1	0-0	0-0	0	0	0
Dec 1	at Kansas City*	P	1	0	1	0-0	0-0	0	0	0
Dec 8	vs. Tennessee*	S	0	0	0	0-0	0-0	0	0	0
Dec 12	vs. San Diego	S	3	2	5	1-0	0-0	0	0	0
Dec 22	at Houston*	S	5	0	5	1-8	0-0	0	0	0
Dec 29	at Oakland*	S	1	1	2	0-0	0-0	0	0	1
<b>Regular Season Totals</b>		<b>12/4</b>	<b>12</b>	<b>7</b>	<b>19</b>	<b>2-8</b>	<b>0-0</b>	<b>0</b>	<b>0</b>	<b>1</b>
Jan 12	vs. San Diego†*	S	0	1	1	0-0	0-0	0	0	0
<b>Postseason Totals</b>		<b>1/1</b>	<b>0</b>	<b>1</b>	<b>1</b>	<b>0-0</b>	<b>0-0</b>	<b>0</b>	<b>0</b>	<b>0</b>

†AFC Divisional Playoff Game





# DEREK WOLFE

95

## DEFENSIVE END

6-5 • 285 • 2ND YR. • CINCINNATI

BORN: Feb. 24, 1990, in Lisbon, Ohio

HIGH SCHOOL: Beaver Local High School, Lisbon, Ohio

ACQUIRED: Draft #2a (36th overall), 2012

NFL YEAR: 2nd • YEAR WITH BRONCOS: 2nd

NFL GAMES PLAYED/STARTED: 27/27 • POSTSEASON GP/GS: 1/1



### WOLFE AT A GLANCE:

- A second-year player who in 2012 joined Barney Chavous (1973) as the only Broncos defensive linemen in team history to start every game as a rookie.
- Finished fourth on the team with six sacks (41 yds.) during his rookie campaign while participating in the seventh-most defensive snaps (903) on the club.
- Started his final 38 games at the University of Cincinnati, finishing fourth on the Bearcats' all-time list with 19.5 career sacks.
- Named Big East Conference co-Defensive Player of the Year and earned second-team All-America honors as a senior in 2011 after recording 9.5 sacks on the season and ranking first among Football Subdivision defensive tackles with 21.5 tackles for a loss.
- Recognized as the All-American Strength and Conditioning Athlete of the Year by the National Strength and Conditioning Association (NSCA) in April 2011.
- Selected by the Broncos in the second round (36th overall) of the 2012 NFL Draft.

**CAREER TRANSACTIONS:** Signed by Denver as a draft choice 5/21/12.



**2013:** Wolfe started 11 games for Denver, registering four sacks to go with 16 tackles... Made a pair of tackles behind the line of scrimmage in Denver's Week 1 win vs. Bal. (9/5)... Made three tackles and recorded a quarterback hit at NYG (9/15)... Sacked Michael Vick for a 6-yard loss vs. Phi. (9/29)... Made a tackle for a loss vs. Jac. (10/13)... Recovered his first career fumble and sacked Robert Griffin III vs. Was. (10/27)... Sacked Philip Rivers for a 5-yard loss at S.D. (11/10)... Sacked Alex Smith for a 14-yard loss vs. K.C. (11/17).

**2012:** Wolfe opened all 16 regular-season games as well as Denver's postseason contest to join Barney Chavous (1973) as the only defensive linemen in Broncos history to start every game as a rookie... Finished third on the team with six sacks (41 yds.) and added 40 tackles (26 solo) while playing 903 defensive snaps... Became just the sixth Broncos rookie to register a sack in the team's season opener as he dropped quarterback Ben Roethlisberger for a 9-yard loss vs. Pit. (9/9)... Sacked quarterback Brady Quinn for a 5-yard loss in the second quarter vs. K.C. (12/30) to mark his third consecutive game with a quarterback takedown... Made three tackles in Denver's AFC Divisional Playoff Game vs. Bal. (1/12).

**COLLEGE:** Wolfe played 45 career games at the University of Cincinnati, starting his final 38 games and totaling 161 tackles (89 solo), 19.5 sacks (126 yds.), two passes defended, three forced fumbles and three fumble recoveries... Finished fourth on the school's all-time sack list... Named Big East Conference co-Defensive Player of the Year and a second-team All-America selection after totaling 70 tackles (37 solo), 9.5 sacks (66 yds.), two forced fumbles and one fumble recovery as a senior... Ranked fifth in the nation with 21.5 tackles for a loss—a total that represented the fourth-most in school history and the most by a Football Bowl Subdivision defensive tackle in 2011... Recorded 48 tackles (29 solo), four sacks (21 yds.) and one pass defended as a junior to earn second-team all-conference honors from *The NFL Draft Report*... Contributed as a 13-game starter as a sophomore, totaling 41 tackles (21 solo), five sacks (32 yds.), one forced fumble and one fumble recovery... Played seven games at defensive tackle as a true freshman after being recruited to the Bearcats as an offensive tackle.

**PERSONAL:** Wolfe lettered three times as a defensive end, outside linebacker, tight end and offensive tackle at Beaver Local High School in Lisbon, Ohio, where he finished his prep career with 205 tackles... Collected 78 tackles and seven sacks as a senior in 2007 to earn Division III All-Ohio, All-Ohio Valley Athletic Conference, All-Eastern District and All-Ohio Valley Class AAAA first-team honors... Competed on the school's powerlifting team and qualified for the state finals as a junior and senior... Majored in criminal justice at Cincinnati and was named to the Big East Academic Honor Roll as a senior... Derek J. Wolfe was born on Feb. 24, 1990, in Lisbon, Ohio.

### WOLFE MAKES AN IMMEDIATE IMPACT

#### DEFENSIVE LINEMEN TO START EVERY GAME AS A ROOKIE, BRONCOS HISTORY

Player	Year	GS	TT	UT	AT	Sk
Barney Chavous	1973	14	43	28	15	6.0
Derek Wolfe	2012	16	40	26	14	6.0

### WOLFE'S REGULAR SEASON RECORD

Year	Club	G	S	UT	A	TT	S-Yds.	I-Yds.	PD	FF	FR	TD-Int.	TD-FR	S	Pts.
2012	Denver	16	16	26	14	40	6-41	0-0	2	0	0	0	0	0	0
2013	Denver	11	11	11	5	16	4-34	0-0	0	0	1	0	0	0	0
<b>CAREER TOTALS</b>		<b>27</b>	<b>27</b>	<b>37</b>	<b>19</b>	<b>56</b>	<b>10-75</b>	<b>0-0</b>	<b>2</b>	<b>0</b>	<b>1</b>	<b>0</b>	<b>0</b>	<b>0</b>	<b>0</b>

### WOLFE'S POSTSEASON RECORD

Year	Club	G	S	UT	A	TT	S-Yds.	I-Yds.	PD	FF	FR	TD-Int.	TD-FR	S	Pts.
2012	Denver	1	1	2	1	3	0-0	0-0	0	0	0	0	0	0	0
<b>CAREER TOTALS</b>		<b>1</b>	<b>1</b>	<b>2</b>	<b>1</b>	<b>3</b>	<b>0-0</b>	<b>0-0</b>	<b>0</b>	<b>0</b>	<b>0</b>	<b>0</b>	<b>0</b>	<b>0</b>	<b>0</b>

### WOLFE'S SINGLE-GAME HIGHS

(Postseason in parentheses)

**Tackles** — 6 at Cincinnati, 11/4/12 (3 vs. Baltimore, 1/12/13). **Sacks** — 1, 10 times, last vs. Kansas City, 11/17/13 (none). **Sack yards** — 14 vs. Kansas City, 11/17/13 (none). **Pass breakups** — 1 vs. Washington, 10/27/13 (none). **Fumble recoveries** — 1, twice, last at Cincinnati, 11/4/12 (none). **Fumble return yards** — 1 vs. Washington, 10/27/13 (none).

### DEREK WOLFE'S GAME-BY-GAME

(Victories asterisked)

2013 DENVER		TACKLES													
Date	Opponent	P/S	UT	A	TT	S-Yds.	I-Yds.	PD	FF	FR					
Sep 5	vs. Baltimore*	S	3	1	4	0-0	0-0	0	0	0					
Sep 15	at N.Y. Giants*	S	1	2	3	0-0	0-0	0	0	0					
Sep 23	vs. Oakland*	S	0	0	0	0-0	0-0	0	0	0					
Sep 29	vs. Philadelphia*	S	2	0	2	1-6	0-0	0	0	0					
Oct 6	at Dallas*	S	0	0	0	0-0	0-0	0	0	0					
Oct 13	vs. Jacksonville*	S	1	1	2	0-0	0-0	0	0	0					
Oct 20	at Indianapolis	S	0	0	0	0-0	0-0	0	0	0					
Oct 27	vs. Washington*	S	1	1	2	1-9	0-0	0	0	1					
Nov 10	at San Diego*	S	1	0	1	1-5	0-0	0	0	0					
Nov 17	vs. Kansas City*	S	2	0	2	1-14	0-0	0	0	0					
Nov 24	at New England	S	0	0	0	0-0	0-0	0	0	0					
Dec 1	at Kansas City*					INACTIVE									
Dec 8	vs. Tennessee*					INACTIVE									
Dec 12	vs. San Diego					INACTIVE									
Dec 22	at Houston*					INACTIVE									
Dec 29	at Oakland*					INACTIVE									
<b>Regular Season Totals</b>			<b>11/11</b>	<b>11</b>	<b>5</b>	<b>16</b>	<b>4-34</b>	<b>0-0</b>	<b>0</b>	<b>0</b>	<b>1</b>				
Jan 12	vs. San Diego†*					INACTIVE									
<b>Postseason Totals</b>			<b>0/0</b>	<b>0</b>	<b>0</b>	<b>0</b>	<b>0-0</b>	<b>0-0</b>	<b>0</b>	<b>0</b>	<b>0</b>				

†AFC Divisional Playoff Game



## WESLEY WOODYARD

52

LINEBACKER

6-0 • 233 • 6TH YR. • KENTUCKY

BORN: July 21, 1986, in LaGrange, Ga.

HIGH SCHOOL: LaGrange (Ga.) High School

ACQUIRED: College Free Agent, 2008

NFL YEAR: 6th • YEAR WITH BRONCOS: 6th

NFL GAMES PLAYED/STARTED: 87/40 • POSTSEASON GP/GS: 4/1



### WOODYARD AT A GLANCE:

- A sixth-year linebacker who has played 87 career regular-season games (40 starts), totaling 396 tackles (269 solo), eight sacks (68.5 yds.), five interceptions (40 yds.), six forced fumbles and one fumble recovery.
- Joins Hall of Fame running back Floyd Little as the only players in franchise history to serve as a captain in each of their first five years with the club.
- Totaled 48 special-teams tackles since his rookie year in 2008, and has led the team in that category in three of his five NFL seasons.
- Represented the only player in the NFL in 2012—and just the 12th player in the last 30 years—to record at least 100 tackles, five sacks and three interceptions in a single season.
- Named to *USA Today's* All-Joe Team in 2012 after posting career highs in starts (14), tackles (114), sacks (5.5), interceptions (3), passes defended (6) and fumble recoveries (1).
- Earned AFC Defensive Player of the Week honors following his performance vs. New Orleans (10/28/12), as he became the ninth NFL player since 1982 to collect a sack, an interception and a forced fumble in addition to posting at least 10 tackles in a game.
- Started seven games for the Broncos in 2011 and finished second on the club with 87 tackles (60 solo) to go along with two passes defended and two forced fumbles.
- Registered 35 defensive tackles, one interception and nine special-teams stops—which tied for fourth on the team—in 16 games with Denver in 2009.
- Was the only Bronco in 2008 to rank among the top eight on the team in both defensive tackles (54 - 8th) and special-teams stops (11 - T1st) while seeing time in all 16 games (6 starts) as a rookie.
- Earned the Darrent Williams Good Guy Award from the Denver chapter of the PFWA in 2012 and was named the Broncos' nominee for the Walter Payton NFL Man of the Year in 2010-11 and '13.
- Earned first-team All-Southeastern Conference honors during each of his final two seasons at Kentucky, where he started 42 career games and had three 100-tackle campaigns.
- Entered the NFL with Denver as a college free agent on April 28, 2008.

**CAREER TRANSACTIONS:** Signed by Denver as a college free agent 4/28/08.



**2013:** Woodyard, who was elected a defensive season captain, played 14 games (10 starts) for the Broncos in 2013... Earned his third career Broncos' Walter Payton NFL Man of the Year award... Ranked second on the team with 83 tackles and added 1.5 sacks, one interception, three tackles for a loss, eight quarterback hits, four pass breakups and one forced fumble... Finished second on the club with 10 tackles, including half a sack, one tackle for a loss, two quarterback hits and one pass breakup vs. Bal. (9/5)... Finished second with seven tackles and added a pass breakup and a quarterback hit at NYG (9/15)... Tied for the team lead with eight tackles and added half a sack and a pair of QB hits vs. Oak. (9/23)... Recorded half a sack and finished third on the team with eight tackles vs. Phi. (9/29)... Tied for the team lead with 11 tackles at S.D. (11/10)... Set a career high with 15 tackles and forced one fumble at N.E. (11/24)... Intercepted Alex Smith's pass in the end zone at K.C. (12/1)... Made a tackle for a loss at Hou. (12/22)... Posted one tackle for a loss in addition to one special-teams stop and one special-teams forced fumble at Oak. (12/29).

**2012:** Woodyard played 15 regular-season games, starting a career-high 14 contests, and led the club with 114 tackles (70 solo), to go along with 5.5 sacks (47.5 yds.), three interceptions (40 yds.), six passes defended, one forced fumble and one fumble recovery... Added three special-teams stops... Became the only player in the NFL in 2012—and just the 12th player in the last 30 years—to record at least 100 tackles, five sacks and three interceptions in a single season... Named to *USA Today's* All-Joe Team and earned the Darrent Williams Good Guy Award from the Denver chapter of the Pro Football Writers of America... Earned the AFC Defensive Player of the Week Award honors after setting or matching career highs in nearly every defensive category vs. N.O. (10/28)

## WOODYARD STUFFS THE STAT SHEET

### NFL PLAYERS WITH 100 TACKLES, FIVE SACKS AND THREE INTERCEPTIONS, SINGLE SEASON (SINCE 1982)

Player	Year	TT	Sk	INT
Dennis Smith, Den.	1983	114	5.0	4
Dave Duerson, Chi.	1986	109	7.0	6
Wilber Marshall, Chi.	1986	105	5.5	5
Seth Joyner, Phi.	1991	110	6.5	3
Wilber Marshall, Was.	1991	135	5.5	5
Seth Joyner, Phi.	1992	121	6.5	4
Rod Woodson, Pit.	1992	100	6.0	4
Mo Lewis, NYJ	1994	130	6.0	4
Greg Lloyd, Pit.	1995	116	6.5	3
Rodney Harrison, S.D.	2000	127	6.0	6
London Fletcher, Stl.	2000	133	5.5	4
Brian Urlacher, Chi.	2001	117	6.0	3
Mike Peterson, Jac.	2005	132	6.0	3
Brian Urlacher, Chi.	2007	123	5.0	5
<b>Wesley Woodyard, Den.</b>	<b>2012</b>	<b>114</b>	<b>5.5</b>	<b>3</b>

and becoming the first Bronco to post one sack, one interception and one forced fumble in the same game... Finished with a career-high 14 tackles to lead all players at Cin. (11/4)... Set a career high with 1.5 sacks vs. Cle. (12/23)... Tied for second on the team with seven tackles in Denver's AFC Divisional Playoff Game vs. Bal. (1/12).

**2011:** Woodyard played 15 games, opening a career-high seven contests, and ranked second on the team with 87 tackles (60 solo) to go along with two passes defended and two forced fumbles... Led the club in special-teams tackles (10) for the second consecutive season and the third time in his four years with the Broncos... Added one forced fumble on the kickoff coverage unit... Saw action in both of Denver's postseason games and collected one special-teams stop... Matched a career-high with 13 tackles (10 solo) and added a pass defended vs. Cin. (9/18)... Forced a Marion Barber fumble vs. Chi. (12/11) in Denver territory in overtime to prevent a game-winning score and set up Denver's offense for the go-ahead field goal.

**2010:** Woodyard was named a team captain for the second consecutive year and played 11 games (3 starts) for Denver while totaling 23 tackles (20 solo), including one sack (10 yds.), in addition to a team-leading 15 special-teams stops... Tied for fifth in the NFL with 1.36 special-teams tackles per game... Recorded his first career sack (10 yds.) in Denver's regular-season finale vs. S.D. (1/2).

**2009:** Woodyard, a team captain, played all 16 games (0 starts) for the Broncos and had 35 tackles (25 solo), one interception, two pass breakups and one forced fumble... Tied for fourth on the team with nine special-teams tackles... Made his first career interception at Cin. (9/13)... Placed second on the club with seven tackles (6 solo) vs. Pit. (11/9)... Had three special-teams tackles at K.C. (12/6).

**2008:** Woodyard, who entered the NFL with the Broncos as a college free agent on April 28, played all 16 games (6 starts) as a rookie and ranked eighth on Denver with 54 tackles (47 solo) while adding one pass breakup and one forced fumble... Tied for the team lead with 11 special-teams tackles, including eight stops on kickoff coverage that tied for the club best... Was the only Bronco to rank among the top eight on the team in both defensive tackles and special-teams stops... Tied for fourth in the league in unassisted tackles (36) according to press box totals during a stretch from Weeks 10-14 when he logged the first five starts of his NFL career... Had three 10-tackle games, including a season-best 13 stops at NYJ (11/30)... Played on special teams only in Denver's first eight contests before moving into a starting role due to injuries at the linebacker position... Also saw time at safety late in the year.

**COLLEGE:** Woodyard earned first-team All-Southeastern Conference honors during each of his final two seasons at the University of Kentucky, where he played 47 career games (42 starts) and led the Wildcats in tackles during each of his last three years... Concluded his collegiate career ranked eighth in UK history with 395 tackles (259 solo) while adding 6.5 sacks (48 yds.), two interceptions, 12 pass breakups, seven forced fumbles and seven fumble recoveries... Led the SEC in tackles per game (10.6) and tied for 14th in the nation with 139 total stops as a senior... Posted 122 tackles as a junior that represented the second-highest total in the SEC and ranked 14th in the nation... Garnered honorable mention All-SEC accolades as a sophomore with 100 tackles (75 solo)... Began his collegiate career as a strong safety before switching to linebacker midway through his freshman season... Earned freshman all-conference honors and became the first-ever UK freshman to serve as a team captain.

**PERSONAL:** Woodyard was named the Georgia Class AAA Defensive Player of the Year by the *Atlanta Journal-Constitution* after posting 125 tackles as a senior at LaGrange (Ga.) High School... Helped his team post a 51-3 combined record during his prep career and win two state championships... Named the Broncos' nominee for the Walter Payton NFL Man of the Year in 2010-11 and earned the Darrent Williams Good Guy Award from the Denver chapter of the Pro Football Writers of America in 2012... Earned a bachelor's degree in social work from Kentucky... Wesley Woodyard was born on July 21, 1986, in LaGrange, Ga.

### WOODYARD'S REGULAR SEASON RECORD

Year	Club	G	S	UT	A	TT	S-Yds.	I-Yds.	PD	FF	FR	TD-Int.	TD-FR	S	Pts.
2008	Denver	16	6	47	7	54	0-0	0-0	1	1	0	0	0	0	0
2009	Denver	16	0	25	10	35	0-0	1-0	2	1	0	0	0	0	0
2010	Denver	11	3	20	3	23	1-10	0-0	0	0	0	0	0	0	0
2011	Denver	15	7	60	27	87	0-0	0-0	2	2	0	0	0	0	0
2012	Denver	15	14	70	44	114	5.5-47.5	3-40	6	1	1	0	0	0	0
2013	Denver	14	10	47	36	83	1.5-11	1-0	4	1	0	0	0	0	0
<b>CAREER TOTALS</b>		<b>87</b>	<b>40</b>	<b>269</b>	<b>127</b>	<b>396</b>	<b>8-68.5</b>	<b>5-40</b>	<b>15</b>	<b>6</b>	<b>1</b>	<b>0</b>	<b>0</b>	<b>0</b>	<b>0</b>

**ADDITIONAL STATISTICS:** Special teams tackles — 2008 (11), 2009 (9), 2010 (15), 2011 (10), 2012 (3), 2013 (1); TOTAL (49). Special teams forced fumbles — 2011 (1), 2013 (1) TOTAL (2). Fumble return yards — 2012 (12), TOTAL (12).

### WOODYARD'S POSTSEASON RECORD

Year	Club	G	S	UT	A	TT	S-Yds.	I-Yds.	PD	FF	FR	TD-Int.	TD-FR	S	Pts.
2011	Denver	2	0	0	0	0	0-0	0-0	0	0	0	0	0	0	0
2012	Denver	1	1	7	0	7	0-0	0-0	0	0	0	0	0	0	0
<b>CAREER TOTALS</b>		<b>3</b>	<b>1</b>	<b>7</b>	<b>0</b>	<b>7</b>	<b>0-0</b>	<b>0-0</b>	<b>0</b>	<b>0</b>	<b>0</b>	<b>0</b>	<b>0</b>	<b>0</b>	<b>0</b>

**ADDITIONAL STATISTICS:** *Special-teams tackles — 2011 (1), TOTAL (1).*

### WOODYARD'S SINGLE-GAME HIGHS

*(Postseason in parentheses)*

**Tackles** — 15 at New England, 11/24/13 (7 vs. Baltimore, 1/12/13). **Interceptions** — 1, five times, last at Kansas City, 12/1/13 (none). **Interception return yards** — 25 vs. San Diego, 11/18/12 (none). **Sacks** — 1.5 vs. Cleveland, 12/23/12 (none). **Sack yards** — 12 vs. New Orleans, 10/28/12 (none). **Pass breakups** — 2 vs. New Orleans, 10/28/12 (none). **Fumble return yards** — 12 vs. San Diego, 11/18/12 (none). **Special-teams tackles** — 3, twice, last vs. St. Louis, 11/28/10 (1 at New England, 12/14/12).

### WESLEY WOODYARD'S GAME-BY-GAME

*(Victories asterisked)*

2013 DENVER		TACKLES									
Date	Opponent	P/S	UT	A	TT	S-Yds.	I-Yds.	PD	FF	FR	
Sep 5	vs. Baltimore*	S	5	5	10	0.5-4	0-0	1	0	0	
Sep 15	at N.Y. Giants*	S	4	3	7	0-0	0-0	1	0	0	
Sep 23	vs. Oakland*	S	4	4	8	0.5-5.5	0-0	0	0	0	
Sep 29	vs. Philadelphia*	S	4	4	8	0.5-1.5	0-0	0	0	0	
Oct 6	at Dallas*	S	2	0	2	0-0	0-0	0	0	0	
Oct 13	vs. Jacksonville*				INACTIVE						
Oct 20	at Indianapolis				INACTIVE						
Oct 27	vs. Washington*	S	4	1	5	0-0	0-0	0	0	0	
Nov 10	at San Diego*	S	5	6	11	0-0	0-0	1	0	0	
Nov 17	vs. Kansas City*	S	1	4	5	0-0	0-0	0	0	0	
Nov 24	at New England	S	7	8	15	0-0	0-0	0	1	0	
Dec 1	at Kansas City*	S	5	0	5	0-0	1-0	1	0	0	
Dec 8	vs. Tennessee*	P	1	1	2	0-0	0-0	0	0	0	
Dec 12	vs. San Diego	P	3	0	3	0-0	0-0	0	0	0	
Dec 22	at Houston*	P	1	0	1	0-0	0-0	0	0	0	
Dec 29	at Oakland*	P	1	0	1	0-0	0-0	0	0	0	
<b>Regular Season Totals</b>			<b>14/10</b>	<b>47</b>	<b>36</b>	<b>83</b>	<b>1.5-11</b>	<b>1-0</b>	<b>4</b>	<b>1</b>	<b>0</b>
<b>ADDITIONAL STATISTICS:</b> <i>Special-teams tackles — 1. Special-teams forced fumbles — 1.</i>											
Jan 12	vs. San Diego†	P	1	1	2	0-0	0-0	0	0	0	
<b>Postseason Totals</b>			<b>1/0</b>	<b>1</b>	<b>1</b>	<b>2</b>	<b>0-0</b>	<b>0-0</b>	<b>0</b>	<b>0</b>	<b>0</b>

†AFC Divisional Playoff Game





# Denver 49, Baltimore 27

Thursday, Sept. 5, 2013 • 7:13 p.m. MDT • Sports Authority Field at Mile High • Denver

**WEATHER:** Mostly Cloudy, Light Rain, 83°, Wind NW 7 mph • **TIME:** 3:38 • **ATTENDANCE:** 76,977

Behind an historic effort from quarterback Peyton Manning, the Denver Broncos defeated the reigning Super Bowl Champion Baltimore Ravens in the 2013 NFL Kickoff Game at Sports Authority Field at Mile High in front of 76,977 fans.

Manning, who matched an NFL record with seven touchdown passes and tied for the third-most passing yards (462) in club annals, made sure the Broncos came out on top against the team that eliminated them from the playoffs the previous year.

The heroics didn't happen immediately as a 33-minute weather delay pushed back the opening kickoff and the Broncos found themselves behind for much of the first half.

The Ravens scored the first points of the game on a 10-play, 80-yard drive that resulted in a two-yard touchdown pass from quarterback Joe Flacco to fullback Vonta Leach.

After being held scoreless in the first quarter, the Broncos were able to force a turnover deep in Ravens territory when cornerback Chris Harris intercepted Flacco at the Baltimore 24-yard line. On the next play, Manning threw a 24-yard touchdown pass to tight end Julius Thomas.

Baltimore and Denver traded scores on the next two series with a 1-yard rushing touchdown by Ravens running back Ray Rice and a 23-yard touchdown reception by Julius Thomas.

Baltimore entered halftime with a 17-14 lead after kicker Justin Tucker connected on a 25-yard field goal late in the second quarter.

The Broncos put up 28 unanswered points on four Manning touchdown passes to open the second half.

Manning's third touchdown came on a 28-yard throw to wide receiver Andre Caldwell. Newly acquired wideout Wes Welker was on the receiving end of Manning's fourth and fifth touchdown passes that put the Broncos up 35-17 entering the fourth quarter.

The Broncos were able to add another touchdown on a 26-yard touchdown reception by wide receiver Demaryius Thomas before the Ravens ended the scoring drought with a 13-yard touchdown reception by wide receiver Marlon Brown with 10:28 left in the fourth quarter.

Manning (27-of-42 passing, 141.1 rating) capped his record night with a 78-yard touchdown pass to Demaryius Thomas late in the fourth quarter to put the Broncos up 49-27.

In addition to scoring the most points ever against the Ravens franchise, the Broncos also produced just the second trio in NFL history to each score multiple receiving touchdowns in the same game (D. Thomas, J. Thomas, Welker).

Defensively, linebacker Shaun Phillips totaled 2.5 sacks (14 yds.) to represent the most quarterback takedowns by a player in his Broncos debut.

## OFFICIALS:

**Referee** — Walt Coleman (65); **Umpire** — Roy Ellison (81); **Head Linesman** — Jerry Bergman (91); **Line Judge** — Rusty Baynes (59); **Side Judge** — Rick Patterson (15); **Field Judge** — Greg Gautreaux (80); **Back Judge** — Greg Yette (38); **Replay** — Bob Boylston.

## DENVER BRONCOS

### OFFENSE

**WR** 88 D. Thomas  
**LT** 78 R. Clady  
**LG** 68 Z. Beadles  
**C** 66 M. Ramirez  
**RG** 65 L. Vasquez  
**RT** 74 O. Franklin  
**TE** 80 J. Thomas  
**WR** 87 E. Decker  
**WR** 83 W. Welker  
**QB** 18 P. Manning  
**RB** 27 K. Moreno

### DEFENSE

**LDE** 95 D. Wolfe  
**DT** 99 K. Vickerson  
**NT** 94 T. Knighton  
**RDE** 91 R. Ayers  
**WLB** 59 D. Trevathan  
**MLB** 52 W. Woodyard  
**CB** 25 C. Harris Jr.  
**LCB** 32 T. Carter  
**RCB** 45 D. Rodgers-Cromartie  
**SS** 33 D. Ihenacho  
**FS** 26 R. Moore

**BRONCOS SUBSTITUTIONS:** P 4 B.Colquitt, K 5 M.Prater, WR 11 T.Holliday, WR 12 A.Caldwell, S 20 M.Adams, RB 21 R.Hillman, RB 28 M.Ball, S 30 D.Bruton, S 31 O.Bolden, CB 36 K.Webster, LS 46 A.Brewer, LB 51 P.Lenon, MLB 53 S.Johnson, MLB 56 N.Irving, LB 57 A.Robinson, C 60 S.Vallos, T 75 C.Clark, TE 84 J.Tamme, TE 85 V.Green, SLB 90 S.Phillips, DT 92 S.Williams, DT 96 M.Unrein, DE 97 M.Jackson. **DID NOT PLAY:** QB 17 B.Osweiler. **INACTIVE:** QB 2 Z.Dysert, RB 22 C.Anderson, CB 23 Q.Jammer, CB 24 C.Bailey, G 72 J.Moffitt, G 73 C.Kuper, TE 81 J.Dreessen.

## BALTIMORE RAVENS

### OFFENSE

**WR** 82 T. Smith  
**LT** 78 B. McKinnie  
**LG** 72 K. Osemele  
**C** 66 G. Gradkowski  
**RG** 73 M. Yanda  
**RT** 74 M. Oher  
**TE** 84 E. Dickson  
**WR** 14 M. Brown  
**QB** 5 J. Flacco  
**FB** 44 V. Leach  
**RB** 27 R. Rice

### DEFENSE

**DE** 99 C. Canty  
**NT** 92 H. Ngata  
**RUSH** 55 T. Suggs  
**WILL** 56 J. Byner  
**MIKE** 51 D. Smith  
**SAM** 58 E. Dumervil  
**CB** 24 C. Graham  
**LCB** 21 L. Webb  
**RCB** 22 J. Smith  
**SS** 32 J. Ihedigbo  
**FS** 29 M. Huff

**RAVENS SUBSTITUTIONS:** P 4 S.Koch, K 9 J.Tucker, WR 12 J.Jones, CB 23 C.Brown, S 26 M.Elam, S 28 B.Trawick, RB 30 B.Pierce, FB 40 K.Juszczyk, S 41 A.Levine, LS 46 M.Cox, ILB 50 A.McClellan, LB 54 R.James, ILB 59 A.Brown, NT 62 T.Cody, C 68 A.Shipley, G/T 71 R.Wagner, WR 80 B.Stokley, TE 86 B.Bajama, TE 87 D.Clark, OLB 90 P.McPhee, OLB 91 C.Upshaw, DE 96 M.Spears. **DID NOT PLAY:** QB 2 T.Taylor, DE 93 D.Tyson. **INACTIVE:** WR 13 A.Mellette, G/T 76 J.Reid, G 77 R.Jensen, WR 83 D.Thompson, OLB 94 J.Simon, DT 97 A.Jones, DT 98 B.Williams.

		1	2	3	4	OT	TOTAL	FIELD GOALS (made ( ) missed)
<b>VISITOR</b>	Baltimore Ravens	7	10	0	10	—	27	J. Tucker (25) (30)
<b>HOME</b>	Denver Broncos	0	14	21	14	—	49	

Team	Qtr	Clock Time	PLAY DESCRIPTION (Extra Point) (Drive Info)	SCORE Visitor Home
RAVENS	1	7:11	V. Leach 2 yd. pass from J. Flacco (J. Tucker kick) (10-80, 3:58)	7 0
BRONCOS	2	11:35	J. Thomas 24 yd. pass from P. Manning (M. Prater kick) (1-24, 0:05)	7 7
RAVENS	2	8:03	R. Rice 1 yd. run (J. Tucker kick) (1-1, 0:05)	14 7
BRONCOS	2	5:34	J. Thomas 23 yd. pass from P. Manning (M. Prater kick) (6-80, 2:29)	14 14
RAVENS	2	0:07	J. Tucker 25 yd. Field Goal (13-77, 3:12)	17 14
BRONCOS	3	12:30	A. Caldwell 28 yd. pass from P. Manning (M. Prater kick) (6-80, 2:30)	17 21
BRONCOS	3	10:28	W. Welker 5 yd. pass from P. Manning (M. Prater kick) (2-10, 0:40)	17 28
BRONCOS	3	6:37	W. Welker 2 yd. pass from P. Manning (M. Prater kick) (9-63, 2:29)	17 35
BRONCOS	4	13:13	D. Thomas 26 yd. pass from P. Manning (M. Prater kick) (5-56, 1:33)	17 42
RAVENS	4	10:28	M. Brown 13 yd. pass from J. Flacco (J. Tucker kick) (5-80, 1:38)	24 42
RAVENS	4	5:29	J. Tucker 30 yd. Field Goal (8-57, 2:38)	27 42
BRONCOS	4	4:30	D. Thomas 78 yd. pass from P. Manning (M. Prater kick) (3-80, 0:59)	27 49



FINAL INDIVIDUAL STATISTICS																	
Baltimore Ravens									Denver Broncos								
RUSHING	ATT		YDS	AVG		LG	TD		RUSHING	ATT		YDS	AVG		LG	TD	
R. Rice	12		36	3.0		12	1		K. Moreno	9		28	3.1		7	0	
B. Pierce	9		22	2.4		14	0		M. Ball	8		24	3.0		9	0	
									R. Hillman	4		15	3.8		7	0	
									P. Manning	2		-2	-1.0		-1	0	
TOTAL	21		58	2.8		14	1		TOTAL	23		65	2.8		9	0	
PASSING	ATT		CMP	YDS	TKD/YD		TD	LG	IN	Rtg.	PASSING	ATT		CMP	YDS	TKD/YD	
J. Flacco	62		34	362	4/27		2	34	2	69.4	P. Manning	42		27	462	3/17	
TOTAL	62		34	362	4/27		2	34	2	69.4	TOTAL	42		27	462	3/17	
PASS RECEIVING			NO	YDS	AVG		LG	TD		PASS RECEIVING			NO	YDS	AVG		
R. Rice			8	35	4.4		10	0		W. Welker			9	67	7.4		
D. Clark			7	87	12.4		31	0		D. Thomas			5	161	32.2		
T. Smith			4	92	23.0		34	0		J. Thomas			5	110	22.0		
M. Brown			4	65	16.3		23	1		K. Moreno			3	37	12.3		
B. Stokley			4	34	8.5		12	0		E. Decker			2	32	16.0		
J. Jones			3	24	8.0		13	0		R. Hillman			2	27	13.5		
V. Leach			3	12	4.0		6	1		A. Caldwell			1	28	28.0		
E. Dickson			1	13	13.0		13	0									
TOTAL			34	362	10.6		34	2		TOTAL			27	462	17.1		
INTERCEPTIONS			NO	YDS	AVG		LG	TD		INTERCEPTIONS			NO	YDS	AVG		
										D. Trevathan			1	29	29.0		
										C. Harris			1	0	0.0		
TOTAL			0	0	0.0		—	0		TOTAL			2	29	14.5		
PUNTING	NO		YDS	AVG		NET	TB	IN20	LG	PUNTING	NO		YDS	AVG		NET	TB
S. Koch	9		456	50.7		39.3	0	2	61	B. Colquitt	7		319	45.6		40.9	1
[BLOCKED]	1		0			0.0	0	0	0								
TOTAL	10		456	45.6		39.3	0	2	61	TOTAL	7		319	45.6		40.9	1
PUNT RETURNS			NO	YDS	AVG		FC	LG	TD	PUNT RETURNS			NO	YDS	AVG		FC
L. Webb			1	13	13.0		4	13	0	T. Holliday			4	36	9.0		0
[DOWNED]			1	0	0.0		0	0	0	W. Welker			2	27	13.5		1
[TOUCHBACK]			1	0	0.0		0	0	0	[OUT OF BOUNDS]			2	0	0.0		0
RETURNS			1	13	13.0		4	13	0	RETURNS			6	63	10.5		1
KICKOFF RETURNS	NO		YDS	AVG		FC	LG	TD	KICKOFF RETURNS	NO		YDS	AVG		FC	LG	TD
[TOUCHBACK]	8		0	0.0		0	0	0	[TOUCHBACK]	6		0	0.0		0	0	0
RETURNS	0		0	0.0		0	0	0	RETURNS	0		0	0.0		0	0	0
Baltimore Ravens									Denver Broncos								
FUMBLES	Fum	Lost	Own Rec.	Yds	TD	FF	Rec.	Yds	TD	Bnds	FUMBLES	Fum	Lost	Own Rec.	Yds	TD	Bnds
J. Flacco	1	0	0	0	0	0	0	0	0	0	E. Decker	1	0	0	0	0	0
R. Wagner	0	0	1	0	0	0	0	0	0	0	D. Trevathan	1	1	0	0	0	0
J. Smith	0	0	0	0	0	1	0	0	0	0	W. Welker	1	1	0	0	0	0
M. Cox	0	0	0	0	0	0	1	0	0	0	S. Phillips	0	0	0	0	1	0
TOTAL	1	0	1	0	0	1	1	0	0	0	TOTAL	3	2	0	0	0	0

FINAL TEAM STATISTICS						
	RAVENS		BRONCOS			
					RAVENS	BRONCOS
TOTAL FIRST DOWNS	24	24	FGs - PATs Had Blocked	0-0	0-0	
By Rushing	3	2	Net Punting Average	39.3	40.9	
By Passing	18	20	TOTAL RETURN YARDAGE (Not Including Kickoffs)	13	92	
By Penalty	3	2	No. and Yards Punt Returns	1-13	6-63	
THIRD DOWN EFFICIENCY	8-22-36%	8-15-53%	No. and Yards Kickoff Returns	0-0	0-0	
FOURTH DOWN EFFICIENCY	0-1-0%	0-0-0%	No. and Yards Interception Returns	0-0	2-29	
TOTAL NET YARDS	393	510	PENALTIES Number and Yards	7-53	8-61	
Total Offensive Plays (inc. times thrown passing)	87	68	FUMBLES Number and Lost	1-0	3-2	
Average gain per offensive play	4.5	7.5	TOUCHDOWNS	3	7	
NET YARDS RUSHING	58	65	Rushing	1	0	
Total Rushing Plays	21	23	Passing	2	7	
Average gain per rushing play	2.8	2.8	EXTRA POINTS Made-Attempts	3-3	7-7	
Tackles for a loss-number and yards	4-6	2-3	Kicking Made-Attempts	3-3	7-7	
NET YARDS PASSING	335	445	FIELD GOALS Made-Attempts	2-2	0-0	
Times thrown - yards lost attempting to pass	4-27	3-17	RED ZONE EFFICIENCY	3-5-60%	2-2-100%	
Gross yards passing	362	462	GOAL TO GO EFFICIENCY	2-3-67%	2-2-100%	
PASS ATTEMPTS-COMPLETIONS-HAD INTERCEPTED	62-34-2	42-27-0	SAFETIES	0	0	
Avg gain per pass play (inc.# thrown passing)	5.1	9.9	FINAL SCORE	27	49	
KICKOFFS Number-In End Zone-Touchbacks	6-6-6	8-8-8	TIME OF POSSESSION	33:48	26:12	
PUNTS Number and Average	10-45.6	7-45.6				
Had Blocked	1	0				



# Denver 41, N.Y. Giants 23

Sunday, Sept. 15, 2013 • 4:25 p.m. EDT • MetLife Stadium • East Rutherford, N.J.

**WEATHER:** Mostly Sunny, 70°, Wind SSW 3 mph • **TIME:** 3:20 • **ATTENDANCE:** 81,285

The Denver Broncos tied a franchise record with their seventh consecutive road win in a 41-23 victory over the New York Giants at MetLife Stadium in East Rutherford, N.J.

In perhaps the final regular-season meeting between Broncos quarterback Peyton Manning and his younger brother, Giants quarterback Eli Manning, the elder signal caller came out on top for the third time in three tries.

After tying the NFL record with seven touchdown passes in Week One, Peyton Manning etched his name in the record books again by surpassing 60,000 career passing yards on Denver's first offensive drive. He became the third NFL player (and the fastest) to reach that milestone.

Denver's initial 90-yard drive did not lead to points as rookie running back Montee Ball fumbled on the Giants' 5-yard line and safety Ryan Mundy recovered the ball in the end zone for a touchback.

New York was able to capitalize on the turnover when kicker Josh Brown connected on a 36-yard field goal that put the Giants up 3-0 mid way through the first quarter.

Denver put their first points on the board on the second play of the second quarter as running back Knowshon Moreno took a toss out of the backfield and ran 20 yards for a touchdown. The play marked the first of two scoring runs from the New Jersey native who racked up 93 yards on 13 carries (7.2 avg.).

Eli Manning led New York on two scoring drives of 37 yards each that both resulted in Brown field goals (24 and 41 yds.).

Peyton Manning, who finished the game completing 30-of-43 passes (69.8%) for 307 yards with two touchdowns (105.5 rtg.), conducted an efficient two-minute drill at the end of second quarter to set up a 42-yard field goal by kicker Matt Prater to put Denver up 10-9 at halftime.

After forcing a punt on New York's first offensive series of the second half, Manning led the Broncos on a 9-play, 53-yard drive, capping the series with a 2-yard touchdown pass to wide receiver Wes Welker.

Both teams traded touchdowns, and the Broncos led 24-16 entering the fourth quarter.

On the first play of the fourth frame, cornerback Chris Harris recorded the first of three Broncos interceptions in the final quarter, corralling a pass deflection from cornerback Tony Carter. The turnover led to an 11-yard touchdown reception by tight end Julius Thomas.

Wide receiver Trindon Holliday returned a Giants punt 81 yards for a score midway through the fourth quarter to put the game out of reach, and the defense notched two late takeaways to preserve the 41-26 win.

## OFFICIALS:

**Referee** — Gene Steratore (114); **Umpire** — Bill Schuster (129); **Head Linesman** — Wayne Mackie (106); **Line Judge** — Gary Arthur (108); **Side Judge** — Mike Weatherford (116); **Field Judge** — Bob Waggoner (25); **Back Judge** — Dino Paganelli (105); **Replay** — Paul Weidner.

## DENVER BRONCOS

### OFFENSE

**WR** 88 D. Thomas  
**LT** 78 R. Clady  
**LG** 68 Z. Beadles  
**C** 66 M. Ramirez  
**RG** 65 L. Vasquez  
**RT** 74 O. Franklin  
**TE** 80 J. Thomas  
**WR** 87 E. Decker  
**WR** 83 W. Welker  
**QB** 18 P. Manning  
**RB** 27 K. Moreno

### DEFENSE

**LDE** 95 D. Wolfe  
**DT** 99 K. Vickerson  
**NT** 94 T. Knighton  
**RDE** 90 S. Phillips  
**SLB** 56 N. Irving  
**MLB** 52 W. Woodyard  
**WLB** 59 D. Trevathan  
**LCB** 25 C. Harris Jr.  
**RCB** 45 D. Rodgers-Cromartie  
**SS** 33 D. Ihenacho  
**FS** 26 R. Moore

**BRONCOS SUBSTITUTIONS:** P 4 B.Colquitt, K 5 M.Prater, WR 11 T.Holliday, WR 12 A.Caldwell, S 20 M.Adams, RB 21 R.Hillman, RB 28 M.Ball, S 30 D.Bruton, S 31 O.Bolden, CB 32 T.Carter, CB 36 K.Webster, LS 46 A.Brewer, LB 51 P.Lenon, MLB 53 S.Johnson, LB 57 A.Robinson, C 60 S.Vallos, T 75 C.Clark, TE 84 J.Tamme, TE 85 V.Green, DE 91 R.Ayers, DT 92 S.Williams, DT 96 M.Unrein, DE 97 M.Jackson. **DID NOT PLAY:** QB 17 B.Osweller. **INACTIVE:** QB 2 Z.Dysert, RB 22 C.Anderson, CB 23 Q.Jammer, CB 24 C.Bailey, G 72 J.Moffitt, G 73 C.Kuper, TE 81 J.Dreessen.

## NEW YORK GIANTS

### OFFENSE

**WR** 88 H. Nicks  
**LT** 65 W. Beatty  
**LG** 77 K. Boothe  
**C** 64 D. Baas  
**RG** 76 C. Snee  
**RT** 72 J. Pugh  
**TE** 83 B. Myers  
**WR** 80 V. Cruz  
**QB** 10 E. Manning  
**FB** 45 H. Hynoski  
**RB** 22 D. Wilson

### DEFENSE

**LDE** 91 J. Tuck  
**LDT** 97 L. Joseph  
**RDT** 99 C. Jenkins  
**RDE** 94 M. Kiwanuka  
**SLB** 57 J. Williams  
**WLB** 52 S. Paysinger  
**DB** 24 T. Thomas  
**LCB** 23 C. Webster  
**RCB** 20 P. Amukamara  
**SS** 26 A. Rolle  
**FS** 21 R. Mundy

**GIANTS SUBSTITUTIONS:** K 3 J.Brown, P 5 S.Weatherford, WR 12 J.Jernigan, WR 18 L.Murphy, CB 28 J.Hosley, S 30 C.Taylor, CB 31 A.Ross, RB 33 D.Scott, RB 34 B.Jacobs, CB 38 T.McBride, LS 51 Z.DeOssie, LB 55 K.Rivers, LB 58 M.Herzlich, C 63 J.Cordle, DE 69 J.Trattou, T 73 J.Brewer, WR 82 R.Randle, TE 84 L.Donnell, TE 86 B.Pascoe, DE 90 J.Pierre-Paul, DT 93 M.Patterson, DT 95 S.Rogers, DE 98 D.Moore. **DID NOT PLAY:** QB 17 C.Painter. **INACTIVE:** QB 9 R.Nassib, RB 29 M.Cox, LB 59 A.Bradford, T 66 D.Diehl, G 67 B.Mosley, TE 81 A.Robinson, DT 96 J.Hankins.

		1	2	3	4	OT	TOTAL	FIELD GOALS (made ( ) missed)	
<b>VISITOR</b>	Denver Broncos	0	10	14	17	—	41	M. Prater	(42) (47)
<b>HOME</b>	New York Giants	3	6	7	7	—	23	J. Brown	(36) (24) (41)

Team	Qtr	Clock Time	PLAY DESCRIPTION (Extra Point) (Drive Info)	SCORE Visitor Home
GIANTS	1	7:41	J. Brown 36 yd. Field Goal (7-62, 3:09)	0 3
BRONCOS	2	14:22	K. Moreno 20 yd. run (M. Prater kick) (4-40, 0:48)	7 3
GIANTS	2	6:53	J. Brown 24 yd. Field Goal (6-37, 2:31)	7 6
GIANTS	2	2:19	J. Brown 41 yd. Field Goal (7-37, 3:46)	7 9
BRONCOS	2	0:47	M. Prater 42 yd. Field Goal (8-56, 1:32)	10 9
BRONCOS	3	8:58	W. Welker 2 yd. pass from P. Manning (M. Prater kick) (9-53, 4:28)	17 9
GIANTS	3	3:08	B. Jacobs 1 yd. run (J. Brown kick) (9-81, 5:50)	17 16
BRONCOS	3	0:25	K. Moreno 25 yd. run (M. Prater kick) (7-80, 2:43)	24 16
BRONCOS	4	12:19	J. Thomas 11 yd. pass from P. Manning (M. Prater kick) (5-36, 2:34)	31 16
BRONCOS	4	10:13	T. Holliday 81 yd. punt return (M. Prater kick)	38 16
GIANTS	4	3:59	D. Scott 23 yd. pass from E. Manning (J. Brown kick) (4-71, 1:13)	38 23
BRONCOS	4	2:38	M. Prater 47 yd. Field Goal (7-15, 1:21)	41 23

FINAL INDIVIDUAL STATISTICS																							
Denver Broncos									New York Giants														
RUSHING	ATT	YDS	AVG	LG	TD	RUSHING	ATT	YDS	AVG	LG	TD	RUSHING	ATT	YDS	AVG	LG	TD						
K. Moreno	13	93	7.2	25	2	D. Wilson	7	17	2.4	6	0	D. Wilson	7	17	2.4	6	0						
M. Ball	12	14	1.2	3	0	B. Jacobs	7	4	0.6	5	1	B. Jacobs	7	4	0.6	5	1						
R. Hillman	1	3	3.0	3	0	D. Scott	5	2	0.4	4	0	D. Scott	5	2	0.4	4	0						
P. Manning	3	-3	-1.0	-1	0																		
TOTAL	29	107	3.7	25	2	TOTAL	19	23	1.2	6	1	TOTAL	19	23	1.2	6	1						
PASSING	ATT	CMP	YDS	TKD/YD	TD	LG	IN	Rtg.	PASSING	ATT	CMP	YDS	TKD/YD	TD	LG	IN	Rtg.						
P. Manning	43	30	307	0/0	2	36	0	105.5	E. Manning	49	28	362	1/9	1	51	4	53.3						
TOTAL	43	30	307	0/0	2	36	0	105.5	TOTAL	49	28	362	1/9	7	51	4	53.3						
PASS RECEIVING	NO	YDS	AVG	LG	TD	PASS RECEIVING	NO	YDS	AVG	LG	TD	PASS RECEIVING	NO	YDS	AVG	LG	TD						
E. Decker	9	87	9.7	19	0	V. Cruz	8	118	14.8	51	0	V. Cruz	8	118	14.8	51	0						
J. Thomas	6	47	7.8	19	1	B. Myers	6	74	12.3	27	0	B. Myers	6	74	12.3	27	0						
D. Thomas	5	52	10.4	18	0	H. Nicks	4	83	20.8	34	0	H. Nicks	4	83	20.8	34	0						
W. Welker	3	39	13.0	20	1	L. Donnell	3	31	10.3	11	0	L. Donnell	3	31	10.3	11	0						
K. Moreno	3	14	4.7	6	0	R. Randle	3	14	4.7	8	0	R. Randle	3	14	4.7	8	0						
M. Ball	2	27	13.5	15	0	D. Scott	2	30	15.0	23	1	D. Scott	2	30	15.0	23	1						
A. Caldwell	1	36	36.0	36	0	B. Pascoe	2	12	6.0	9	0	B. Pascoe	2	12	6.0	9	0						
V. Green	1	5	5.0	5	0																		
TOTAL	30	307	10.2	36	2	TOTAL	28	362	12.9	51	1	TOTAL	28	362	12.9	51	1						
INTERCEPTIONS	NO	YDS	AVG	LG	TD	INTERCEPTIONS	NO	YDS	AVG	LG	TD	INTERCEPTIONS	NO	YDS	AVG	LG	TD						
D. Rodgers-Cromartie	1	0	0.0	0	0																		
C. Harris	1	0	0.0	0	0																		
R. Moore	1	0	0.0	0	0																		
T. Carter	1	0	0.0	0	0																		
TOTAL	4	0	0.0	0	0	TOTAL	0	0	0.0	—	0	TOTAL	0	0	0.0	—	0						
PUNTING	NO	YDS	AVG	NET	TB	IN20	LG	PUNTING	NO	YDS	AVG	NET	TB	IN20	LG	PUNTING	NO	YDS	AVG	NET	TB	IN20	LG
B. Colquitt	5	210	42.0	39.4	0	2	53	S. Weatherford	5	231	46.2	22.0	0	1	50	B. Colquitt	5	210	42.0	39.4	0	2	53
TOTAL	5	210	42.0	39.4	0	2	53	TOTAL	5	231	46.2	22.0	0	1	50	TOTAL	5	210	42.0	39.4	0	2	53
PUNT RETURNS	NO	YDS	AVG	FC	LG	TD	PUNT RETURNS	NO	YDS	AVG	FC	LG	TD	PUNT RETURNS	NO	YDS	AVG	FC	LG	TD			
T. Holliday	4	121	30.3	1	81	1	R. Randle	2	13	6.5	2	7	0	J. Jernigan	0	0	0.0	1	0	0			
							J. Jernigan	0	0	0.0	1	0	0										
RETURNS	4	121	30.3	1	81	1	RETURNS	2	13	6.5	3	7	0	RETURNS	2	13	6.5	3	7	0			
KICKOFF RETURNS	NO	YDS	AVG	FC	LG	TD	KICKOFF RETURNS	NO	YDS	AVG	FC	LG	TD	KICKOFF RETURNS	NO	YDS	AVG	FC	LG	TD			
T. Holliday	2	34	17.0	0	22	0	D. Wilson	5	121	24.2	0	30	0	[DOWNED]	1	0	0.0	0	0	0			
[DOWNED]	1	0	0.0	0	0	0	[TOUCHBACK]	3	0	0.0	0	0	0	[TOUCHBACK]	3	0	0.0	0	0	0			
[TOUCHBACK]	3	0	0.0	0	0	0																	
RETURNS	2	34	17.0	0	22	0	RETURNS	5	121	24.2	0	30	0	RETURNS	5	121	24.2	0	30	0			
Denver Broncos	Own			Opp.			Out	New York Giants	Own			Opp.			Out								
FUMBLES	Fum	Lost	Rec.	Yds	TD	FF	Rec.	Yds	TD	Bnds	FUMBLES	Fum	Lost	Rec.	Yds	TD	FF	Rec.	Yds	TD	Bnds		
M. Ball	1	1	0	0	0	0	0	0	0	0	P. Amukamara	0	0	0	0	0	1	0	0	0	0		
D. Thomas	1	0	0	0	0	0	0	0	0	0	C. Jenkins	0	0	0	0	0	1	0	0	0	0		
K. Moreno	0	0	1	5	0	0	0	0	0	0	R. Mundy	0	0	0	0	0	0	1	0	0	0		
TOTAL	2	1	1	5	0	0	0	0	0	0	TOTAL	0	0	0	0	0	2	1	0	0	0		

FINAL TEAM STATISTICS									
	BRONCOS		GIANTS			BRONCOS		GIANTS	
TOTAL FIRST DOWNS	23		28		FGs - PATs Had Blocked	0-0		0-0	
By Rushing	5		3		Net Punting Average	39.4		22.0	
By Passing	18		15		TOTAL RETURN YARDAGE (Not Including Kickoffs)	121		13	
By Penalty	0		10		No. and Yards Punt Returns	4-121		2-13	
THIRD DOWN EFFICIENCY	8-15-53%		1-11-9%		No. and Yards Kickoff Returns	2-34		5-121	
FOURTH DOWN EFFICIENCY	0-0-0%		0-1-0%		No. and Yards Interception Returns	4-0		0-0	
TOTAL NET YARDS	414		376		PENALTIES Number and Yards	13-132		4-16	
Total Offensive Plays (inc. times thrown passing)	72		69		FUMBLES Number and Lost	2-1		0-0	
Average gain per offensive play	5.8		5.4		TOUCHDOWNS	5		2	
NET YARDS RUSHING	107		23		Rushing	2		1	
Total Rushing Plays	29		19		Passing	2		1	
Average gain per rushing play	3.7		1.2		Punt Returns	1		0	
Tackles for a loss-number and yards	2-6		5-13		EXTRA POINTS Made-Attempts	5-5		2-2	
NET YARDS PASSING	307		353		Kicking Made-Attempts	5-5		2-2	
Times thrown - yards lost attempting to pass	0-0		1-9		FIELD GOALS Made-Attempts	2-2		3-3	
Gross yards passing	307		362		RED ZONE EFFICIENCY	2-3-67%		1-3-33%	
PASS ATTEMPTS-COMPLETIONS-HAD INTERCEPTED	43-30-0		49-28-4		GOAL TO GO EFFICIENCY	1-2-50%		1-1-100%	
Avg gain per pass play (inc.# thrown passing)	7.1		7.1		SAFETIES	0		0	
KICKOFFS Number-In End Zone-Touchbacks	8-8-3		6-4-3		FINAL SCORE	41		23	
PUNTS Number and Average	5-42.0		5-46.2		TIME OF POSSESSION	28:02		31:58	
Had Blocked	0		0						

BRONCOS DEFENSIVE STATISTICS																	
(Press Box Totals)																	
PLAYER	UT	A	TT	S-YDS	I-YDS	PD	FF	FR	PLAYER	UT	A	TT	S-YDS	I-YDS	PD	FF	FR
D. Trevathan	8	2	10	1-9	0-0	0	0	0	T. Knighton	1	2	3	0-0	0-0	0	0	0
W. Woodyard	4	3	7	0-0	0-0	1	0	0	M. Jackson	2	0	2	0-0	0-0	0	0	0
C. Harris Jr.	5	1	6	0-0	1-0	2	0	0	N. Irving	1	1	2	0-0	0-0	0	0	0
D. Ihenacho	5	1	6	0-0	0-0	1	0	0	D. Bruton	1	0	1	0-0	0-0	0	0	0
D. Rodgers-Cromartie	3	2	5	0-0	1-0	2	0	0	A. Robinson	1	0	1	0-0	0-0	0	0	0
M. Adams	3	1	4	0-0	0-0	0	0	0	K. Vickerson	1	0	1	0-0	0-0	0	0	0
T. Carter	3	0	3	0-0	1-0	4	0	0	S. Phillips	1	0	1	0-0	0-0	0	0	0
R. Moore	3	0	3	0-0	1-0	2	0	0	S. Williams	0	1	1	0-0	0-0	0	0	0
R. Ayers	3	0	3	0-0	0-0	0	0	0	TEAM TOTALS	46	16	62	1-9	4-0	12	0	0
D. Wolfe	1	2	3	0-0	0-0	0	0	0									



# Denver 37, Oakland 21

Monday, Sept. 23, 2013 • 6:40 p.m. MDT • Sports Authority Field at Mile High • Denver

**WEATHER:** Mostly Clear, 64°, Wind NW 16 mph • **TIME:** 3:02 • **ATTENDANCE:** 76,978

The Denver Broncos tied a franchise record with their 14th consecutive regular season win after defeating the Oakland Raiders 37-21 at Sports Authority Field at Mile High.

While improving to 3-0 for the 12th time in franchise history, the Broncos got the better of their AFC West rivals in record-setting fashion. Quarterback Peyton Manning led the Broncos on an 8-play 55-yard opening drive that resulted in a 2-yard touchdown pass to wide receiver Eric Decker for the game's first points. Decker would finish the game with eight receptions for 133 yards (16.6 avg.).

Denver's defense overwhelmed Oakland much of the first half as the Raiders were forced to punt on their first four possessions. Broncos defensive end Robert Ayers wreaked havoc in the Raiders' backfield most of the game and finished with a career-high two sacks.

After a 53-yard field goal by kicker Matt Prater and another defensive stand by the Broncos defense, Manning was able to orchestrate a 10-play 80-yard scoring drive. He completed all five pass attempts on the series for 55 yards, concluding with a 12-yard touchdown pass to wide receiver Wes Welker.

Oakland's first points of the game came with 6:11 left in the first half when quarterback Terrelle Pryor connected on a 73-yard pass to wide receiver Denarius Moore.

The Broncos wasted little time reacting to the Raiders' score as Manning (32-of-37 passing for 374 yards and three touchdowns) completed a 61-yard pass to Decker on the first play of the resulting series to put Denver deep in Oakland territory. Three plays later, tight end Julius Thomas caught a 13-yard touchdown pass to give Denver a 24-7 lead.

The score was Manning's 12th touchdown pass of the year and made him the first quarterback in NFL history to reach that total just three games into a season.

Prater connected on a 41-yard field goal on Denver's next possession to give the Broncos a 27-7 halftime lead.

Denver's running game was the main attraction of the second half as the Broncos running back committee racked up 111 rushing yards after registering only 55 yards through the first two quarters. Tailbacks Ronnie Hillman (9 att., 66 yards, TD), Montee Ball (11 att., 61 yards) and Knowshon Moreno (12 att., 39 yards) carried the load and helped run down the clock much of the second half.

After a 40-yard field goal from Prater, Oakland was able to conduct their second scoring drive of the game. Pryor (19-of-28 for 281 yards and one touchdown) led the Raiders on a 6-play 70-yard drive, which culminated with a 16-yard touchdown reception from Pryor to fullback Marcel Reece.

In the fourth quarter, Hillman helped secure the Broncos victory with a 1-yard rushing touchdown which led to the 37-21 win.

## OFFICIALS:

**Referee** — Jerome Boger (23); **Umpire** — Tony Michalek (115); **Head Linesman** — Ed Camp (134); **Line Judge** — Tom Stephan (68); **Side Judge** — Allen Baynes (56); **Field Judge** — Dyrrol Prioleau (109); **Back Judge** — Tony Steratore (112); **Replay** — Carl Madsen.

## DENVER BRONCOS

### OFFENSE

**WR** 88 D. Thomas  
**LT** 75 C. Clark  
**LG** 68 Z. Beadles  
**C** 66 M. Ramirez  
**RG** 65 L. Vasquez  
**RT** 74 O. Franklin  
**TE** 80 J. Thomas  
**WR** 87 E. Decker  
**WR** 83 W. Welker  
**QB** 18 P. Manning  
**RB** 27 K. Moreno

### DEFENSE

**LDE** 95 D. Wolfe  
**DT** 99 K. Vickerson  
**NT** 94 T. Knighton  
**RDE** 91 R. Ayers  
**CB** 25 C. Harris Jr.  
**MLB** 52 W. Woodyard  
**WLB** 59 D. Trevathan  
**LCB** 32 T. Carter  
**RCB** 45 D. Rodgers-Cromartie  
**SS** 33 D. Ihenacho  
**FS** 26 R. Moore

**BRONCOS SUBSTITUTIONS:** P 4 B.Colquitt, K 5 M.Prater, WR 11 T.Holliday, WR 12 A.Caldwell, S 20 M.Adams, RB 21 R.Hillman, RB 28 M.Ball, S 30 D.Bruton, S 31 O.Bolden, CB 36 K.Webster, LS 46 A.Brewer, LB 51 P.Lenon, MLB 53 S.Johnson, MLB 56 N.Irving, LB 57 A.Robinson, C 60 S.Vallos, G 72 J.Moffitt, TE 84 J.Tamme, TE 85 V.Green, SLB 90 S.Phillips, DT 92 S.Williams, DT 96 M.Unrein, DE 97 M.Jackson. **DID NOT PLAY:** QB 17 B.Osweller. **INACTIVE:** QB 2 Z.Dysert, RB 22 C.Anderson, CB 23 Q.Jammer, CB 24 C.Bailey, G 73 C.Kuper, T 77 W.Justice, TE 81 J.Dreessen.

## OAKLAND RAIDERS

### OFFENSE

**WR** 17 D. Moore  
**WR** 19 B. Butler  
**LT** 69 K. Barnes  
**LG** 64 A. Gurode  
**C** 61 S. Wisniewski  
**RG** 65 M. Brisiel  
**RT** 79 T. Pashos  
**WR** 80 R. Streater  
**QB** 2 T. Pryor  
**FB** 45 M. Reece  
**RB** 20 D. McFadden

### DEFENSE

**LE** 93 J. Hunter  
**DT** 98 V. Walker  
**NT** 90 P. Sims  
**RE** 99 L. Houston  
**WLB** 94 Ke. Burnett  
**MLB** 53 N. Roach  
**CB** 23 T. Porter  
**LCB** 21 M. Jenkins  
**RCB** 25 D. Hayden  
**SS** 29 B. Ross  
**FS** 24 C. Woodson

**RAIDERS SUBSTITUTIONS:** P 7 M.King, K 11 S.Janikowski, WR 12 J.Ford, QB 15 M.Flynn, CB 22 T.Jones, S 26 U.Young, RB 27 R.Jennings, CB 28 P.Adams, RB 32 J.Stewart, CB 35 C.Chekwa, FB/RB 49 J.Olawale, LB 50 K.Maiava, DE 58 R.Robinson, LS 59 J.Condo, G 63 L.Mady, T 73 M.McCants, DL 75 B.Sanford, TE 81 M.Rivera, TE 85 J.Mastrud, TE 88 N.Kasa, DE 91 J.Crawford, DT 92 S.McGee, LB 95 K.Burnett, DT 96 C.Bilukidi. **INACTIVE:** QB 14 M.McGloin, S 33 T.Branch, LB 55 S.Moore, T 71 M.Watson, G 74 A.McClain, G 76 L.Nix, WR 84 J.Criner.

		1	2	3	4	OT	TOTAL	FIELD GOALS (made ( ) missed)		
<b>VISITOR</b>	Oakland Raiders	0	7	7	7	—	21			
<b>HOME</b>	Denver Broncos	10	17	3	7	—	37	M. Prater	(53)	(41) (40)

Team	Qtr	Clock Time	PLAY DESCRIPTION (Extra Point) (Drive Info)	SCORE
				Visitor Home
BRONCOS	1	10:28	E. Decker 2 yd. pass from P. Manning (M. Prater kick) (8-55, 3:23)	0 7
BRONCOS	1	0:47	M. Prater 53 yd. Field Goal (6-24, 3:42)	0 10
BRONCOS	2	7:27	W. Welker 12 yd. pass from P. Manning (M. Prater kick) (10-80, 4:35)	0 17
RAIDERS	2	5:57	D. Moore 73 yd. pass from T. Pryor (S. Janikowski kick) (3-80, 1:30)	7 17
BRONCOS	2	3:40	J. Thomas 13 yd. pass from P. Manning (M. Prater kick) (4-80, 2:17)	7 24
BRONCOS	2	0:19	M. Prater 41 yd. Field Goal (7-38, 1:30)	7 27
BRONCOS	3	8:41	M. Prater 40 yd. Field Goal (13-55, 6:19)	7 30
RAIDERS	3	0:17	M. Reece 16 yd. pass from D. McFadden (S. Janikowski kick) (6-70, 2:26)	14 30
BRONCOS	4	11:27	R. Hillman 1 yd. run (M. Prater kick) (8-80, 3:50)	14 37
RAIDERS	4	1:15	D. McFadden 1 yd. run (S. Janikowski kick) (4-20, 1:04)	21 37

FINAL INDIVIDUAL STATISTICS																					
Oakland Raiders									Denver Broncos												
RUSHING	ATT	YDS	AVG	LG	TD	RUSHING	ATT	YDS	AVG	LG	TD	RUSHING	ATT	YDS	AVG	LG	TD				
T. Pryor	4	36	9.0	23	0	R. Hillman	9	66	7.3	19	1	T. Pryor	4	36	9.0	23	0				
D. McFadden	12	9	0.8	5	1	M. Ball	11	61	5.5	12	0	D. McFadden	12	9	0.8	5	1				
J. Ford	1	4	4.0	4	0	K. Moreno	12	39	3.3	9	0	J. Ford	1	4	4.0	4	0				
						P. Manning	3	-2	-0.7	0	0										
TOTAL	17	49	2.9	23	1	TOTAL	35	164	4.7	19	1	TOTAL	17	49	2.9	23	1				
PASSING	ATT	CMP	YDS	TKD/YD	TD	LG	IN	Rtg.	PASSING	ATT	CMP	YDS	TKD/YD	TD	LG	IN	Rtg.				
T. Pryor	28	19	281	3/23	1	73	0	112.4	P. Manning	37	32	374	1/2	3	61	0	135.8				
M. Flynn	2	1	19	0/0	0	19	0	83.3													
D. McFadden	1	1	16	0/0	1	16	0	158.3													
TOTAL	31	21	316	3/23	2	73	0	122.5	TOTAL	37	32	374	1/2	3	61	0	135.8				
PASS RECEIVING	NO	YDS	AVG	LG	TD																
D. Moore	6	124	20.7	73	1	D. Thomas	10	94	9.4	22	0										
M. Reece	4	45	11.3	19	1	E. Decker	8	133	16.6	61	1										
B. Butler	3	54	18.0	29	0	W. Welker	7	84	12.0	32	1										
R. Streater	3	42	14.0	28	0	J. Thomas	3	37	12.3	14	1										
M. Rivera	2	21	10.5	20	0	R. Hillman	1	12	12.0	12	0										
R. Jennings	2	15	7.5	14	0	K. Moreno	1	6	6.0	6	0										
J. Ford	1	15	15.0	15	0	J. Tammie	1	5	5.0	5	0										
						V. Green	1	3	3.0	3	0										
TOTAL	21	316	15.0	73	2	TOTAL	32	374	11.7	61	3										
INTERCEPTIONS	NO	YDS	AVG	LG	TD																
TOTAL	0	0	0.0	—	0	INTERCEPTIONS	NO	YDS <td>AVG<td>LG<td>TD</td><td colspan="6"></td></td></td>	AVG <td>LG<td>TD</td><td colspan="6"></td></td>	LG <td>TD</td> <td colspan="6"></td>	TD										
						TOTAL	0	0	0.0	—	0										
PUNTING	NO	YDS	AVG	NET	TB	IN20	LG	PUNTING	NO	YDS	AVG	NET	TB	IN20	LG						
M. King	6	315	52.5	43.5	1	0	66	B. Colquitt	1	37	37.0	37.0	0	1	37						
TOTAL	6	315	52.5	43.5	1	0	66	TOTAL	1	37	37.0	37.0	0	1	37						
PUNT RETURNS	NO	YDS	AVG	FC	LG	TD	PUNT RETURNS	NO	YDS	AVG	FC	LG	TD								
P. Adams	0	0	0.0	1	0	0	T. Holliday	3	34	11.3	1	20	0								
							[OUT OF BOUNDS]	1	0	0.0	0	0	0								
							[TOUCHBACK]	1	0	0.0	0	0	0								
RETURNS	0	0	0.0	1	0	0	RETURNS	3	34	11.3	1	20	0								
KICKOFF RETURNS	NO	YDS	AVG	FC	LG	TD	KICKOFF RETURNS	NO	YDS	AVG	FC	LG	TD								
J. Ford	2	45	22.5	0	28	0	M. Unrein	1	8	8.0	0	8	0								
[TOUCHBACK]	6	0	0.0	0	0	0	[TOUCHBACK]	2	0	0.0	0	0	0								
RETURNS	2	45	22.5	0	28	0	RETURNS	1	8	8.0	0	8	0								
Oakland Raiders	Own				Opp.				Out	Denver Broncos	Own				Opp.				Out		
FUMBLES	Fum	Lost	Rec.	Yds	TD	FF	Rec.	Yds	TD	Bnds	FUMBLES	Fum	Lost	Rec.	Yds	TD	FF	Rec.	Yds	TD	Bnds
S. Wisniewski	1	0	0	0	0	0	0	0	0	0	P. Manning	2	1	1	-2	0	0	0	0	0	0
T. Pryor	0	0	1	0	0	0	0	0	0	0	M. Ball	1	1	0	0	0	0	0	0	0	0
Ke. Burnett	0	0	0	0	0	1	0	0	0	0											
L. Houston	0	0	0	0	0	1	0	0	0	0											
J. Hunter	0	0	0	0	0	0	1	15	0	0											
M. Jenkins	0	0	0	0	0	0	1	20	0	0											

FINAL TEAM STATISTICS						
	RAIDERS		BRONCOS			
					RAIDERS	BRONCOS
TOTAL FIRST DOWNS	13	31	FGs - PATs Had Blocked	0-0	0-0	
By Rushing	2	9	Net Punting Average	43.5	37.0	
By Passing	11	20	TOTAL RETURN YARDAGE (Not Including Kickoffs)	0	34	
By Penalty	0	2	No. and Yards Punt Returns	0-0	3-34	
THIRD DOWN EFFICIENCY	5-12-42%	5-9-56%	No. and Yards Kickoff Returns	2-45	1-8	
FOURTH DOWN EFFICIENCY	0-1-0%	0-0-0%	No. and Yards Interception Returns	0-0	0-0	
TOTAL NET YARDS	342	536	PENALTIES Number and Yards	8-77	5-40	
Total Offensive Plays (inc. times thrown passing)	51	73	FUMBLES Number and Lost	1-0	3-2	
Average gain per offensive play	6.7	7.3	TOUCHDOWNS	3	4	
NET YARDS RUSHING	49	164	Rushing	1	1	
Total Rushing Plays	17	35	Passing	2	3	
Average gain per rushing play	2.9	4.7	EXTRA POINTS Made-Attempts	3-3	4-4	
Tackles for a loss-number and yards	4-11	0-0	Kicking Made-Attempts	3-3	4-4	
NET YARDS PASSING	293	372	FIELD GOALS Made-Attempts	0-0	3-3	
Times thrown - yards lost attempting to pass	3-23	1-2	RED ZONE EFFICIENCY	2-3-67%	4-6-67%	
Gross yards passing	316	374	GOAL TO GO EFFICIENCY	1-2-50%	2-2-100%	
PASS ATTEMPTS-COMPLETIONS-HAD INTERCEPTED	31-21-0	37-32-0	SAFETIES	0	0	
Avg gain per pass play (inc.# thrown passing)	8.6	9.8	FINAL SCORE	21	37	
KICKOFFS Number-In End Zone-Touchbacks	4-2-2	8-8-6	TIME OF POSSESSION	24:36	35:24	
PUNTS Number and Average	6-52.5	1-37.0				
Had Blocked	0	0				

BRONCOS DEFENSIVE STATISTICS																	
(Press Box Totals)																	
PLAYER	UT	A	TT	S-YDS	I-YDS	PD	FF	FR	PLAYER	UT	A	TT	S-YDS	I-YDS	PD	FF	FR
N. Irving	5	3	8	0-0	0-0	0	0	0	R. Moore	1	1	2	0-0	0-0	0	0	0
W. Woodyard	4	4	8	0.5-5.5	0-0	0	0	0	K. Webster	1	0	1	0-0	0-0	2	0	0
D. Trevathan	3	3	6	0-0	0-0	1	0	0	T. Carter	1	0	1	0-0	0-0	0	0	0
C. Harris Jr.	4	1	5	0-0	0-0	0	0	0	K. Vickerson	1	0	1	0-0	0-0	0	0	0
D. Rodgers-Cromartie	3	1	4	0-0	0-0	1	0	0	M. Jackson	0	1	1	0.5-5.5	0-0	0	0	0
M. Adams	2	1	3	0-0	0-0	0	0	0	D. Ihenacho	0	1	1	0-0	0-0	1	0	0
R. Ayers	2	0	2	2-12	0-0	0	0	0	T. Knighton	0	1	1	0-0	0-0	0	0	0
S. Phillips	2	0	2	0-0	0-0	0	0	0	TEAM TOTALS	29	17	46	3-23	0-0	5	0	0





# Denver 52, Philadelphia 20

Sunday, Sept. 29, 2013 • 2:25 p.m. MDT • Sports Authority Field at Mile High • Denver

**WEATHER:** Partly Cloudy, 76°, Wind NE 8 mph • **TIME:** 3:01 • **ATTENDANCE:** 77,002

The Denver Broncos set a franchise single-game scoring mark with their 52-20 win over the Philadelphia Eagles.

Playing in front of the third-largest crowd (77,002) at Sports Authority Field at Mile High, the Broncos set the tone early by forcing a three-and-out by the potent Eagles offense on its first possession.

Broncos quarterback Peyton Manning followed up with a 9-play 74-yard opening drive that resulted in a 6-yard touchdown pass to wide receiver Wes Welker.

On Philadelphia's second possession the Eagles were able to take advantage of a 65-yard drive and kicker Alex Henery connected on a 35-yard field goal.

On the ensuing kickoff, Broncos wide receiver Trindon Holliday caught the ball deep in Denver's end zone and returned it 105 yards for a touchdown to increase the Broncos' lead to 14-3.

Philadelphia scored 10-unanswered points early in the second quarter on a 25-yard field goal by Henery and a 4-yard rushing touchdown by running back Chris Polk to close to within one point of Denver, 14-13.

Broncos running back Knowshon Moreno answered with his third touchdown of the season on a 4-yard run and Denver entered halftime with a 21-13 lead.

After surrendering 271 total yards in the first half, the Broncos defense contained the Eagles offense most of the third and fourth quarters. Denver's offense took advantage of the defense's stout play and was able to record 31-unanswered points to open the second half.

On each of Denver's first two possessions, Manning threw touchdowns passes to wide receiver Demaryius Thomas. Manning, who completed 28-of-34 passes (82.4%) for 327 yards with four touchdowns (146.0 rtg.), set an NFL record on his third touchdown pass of the game as he became the first player in league history to throw 15 touchdowns through the first four games of a season.

Manning was able to extend his record at the end of the third quarter as he completed a 4-yard touchdown pass to Welker and increased his total touchdowns thrown to 16 for the season.

Denver racked up 18 first downs and 214 yards in their 21-point third quarter without running a third down play.

In the fourth quarter, Denver's special teams was able to capitalize again as linebacker Steven Johnson blocked a Philadelphia punt and returned it 17 yards for a touchdown.

Linebacker Danny Trevathan led the Broncos with 10 tackles as the defense held the Eagles to 179 total yards and eight first downs in the second half.

Philadelphia scored their only points of the second half on a 6-yard touchdown reception by wide receiver Jeff Maehl with 4:35 left in the fourth quarter and Denver went on to win 52-20.

## OFFICIALS:

**Referee** — Pete Morelli (135); **Umpire** — Darrell Jenkins (76); **Head Linesman** — Dana McKenzie (8); **Line Judge** — Carl Johnson (101); **Side Judge** — Rob Vernatchi (75); **Field Judge** — Jon Lucivansky (89); **Back Judge** — Dale Shaw (104); **Replay** — Tommy Moore.

## DENVER BRONCOS

### OFFENSE

**WR** 88 D. Thomas  
**LT** 75 C. Clark  
**LG** 68 Z. Beadles  
**C** 66 M. Ramirez  
**RG** 65 L. Vasquez  
**RT** 74 O. Franklin  
**TE** 80 J. Thomas  
**WR** 87 E. Decker  
**WR** 83 W. Welker  
**QB** 18 P. Manning  
**RB** 27 K. Moreno

### DEFENSE

**LDE** 95 D. Wolfe  
**DT** 99 K. Vickerson  
**NT** 94 T. Knighton  
**RDE** 90 S. Phillips  
**SLB** 56 N. Irving  
**MLB** 52 W. Woodyard  
**WLB** 59 D. Trevathan  
**LCB** 25 C. Harris Jr.  
**RCB** 45 D. Rodgers-Cromartie  
**SS** 33 D. Ihenacho  
**FS** 26 R. Moore

**BRONCOS SUBSTITUTIONS:** P 4 B.Colquitt, K 5 M.Prater, WR 11 T.Holliday, WR 12 A.Caldwell, QB 17 B.Osweller, S 20 M.Adams, RB 21 R.Hillman, CB 23 Q.Jammer, RB 28 M.Ball, S 30 D.Bruton, S 31 O.Bolden, CB 32 T.Carter, CB 36 K.Webster, LS 46 A.Brewer, MLB 53 S.Johnson, LB 57 A.Robinson, C 60 S.Vallos, G 72 J.Moffitt, TE 81 J.Dreessen, TE 84 J.Tamme, TE 85 V.Green, DE 91 R.Ayers, DT 96 M.Unrein, DE 97 M.Jackson. **INACTIVE:** QB 2 Z.Dysert, RB 22 C.Anderson, CB 24 C.Bailey, LB 51 P.Lenon, G 73 C.Kuper, T 77 W.Justice, DT 92 S.Williams.

## PHILADELPHIA EAGLES

### OFFENSE

**WR** 14 R. Cooper  
**LT** 71 J. Peters  
**LG** 69 E. Mathis  
**C** 62 J. Kelce  
**RG** 79 T. Herremans  
**RT** 65 L. Johnson  
**TE** 87 B. Celek  
**TE** 86 Z. Ertz  
**WR** 10 D. Jackson  
**QB** 7 M. Vick  
**RB** 25 L. McCoy

### DEFENSE

**LDE** 72 C. Thornton  
**RDE** 91 F. Cox  
**LOLB** 98 C. Barwin  
**ILB** 59 D. Ryans  
**ILB** 95 M. Kendricks  
**ROLB** 58 T. Cole  
**LCB** 24 B. Fletcher  
**RCB** 26 C. Williams  
**SS** 29 N. Allen  
**FS** 28 E. Wolff  
**CB** 22 B. Boykin

**EAGLES SUBSTITUTIONS:** K 6 A.Henery, P 8 D.Jones, QB 9 N.Foles, WR 13 D.Johnson, CB 21 R.Carmichael, S 30 C.Anderson, RB 32 C.Polk, CB 33 J.Poyer, RB 34 B.Brown, S 42 K.Coleman, LS 46 J.Dorenbos, LB 50 C.Matthews, LB 53 N.Goode, LB 54 J.Knott, LB 55 B.Graham, C/G 61 J.Vandervelde, DE 75 V.Curry, G/T 76 A.Barbre, WR 81 J.Avant, TE 85 J.Casey, WR 88 J.Maehl, DE 90 C.Geathers, DT 96 B.Logan, DT 97 I.Sopoaga. **INACTIVE:** QB 2 M.Barkley, S 23 P.Chung, CB 31 S.Prater, T 64 M.Tobin, T 67 D.Kelly, DE 77 D.Square, TE 82 E.Igwenagu.

		1	2	3	4	OT	TOTAL	FIELD GOALS (made ( ) missed)
<b>VISITOR</b>	Philadelphia Eagles	3	10	0	7	—	20	A. Henery (35) (25) 46WR
<b>HOME</b>	Denver Broncos	14	7	21	10	—	52	M. Prater (53)
Team	Qtr	Clock Time	PLAY DESCRIPTION (Extra Point) (Drive Info)					SCORE Visitor Home
BRONCOS	1	10:19	W. Welker 6 yd. pass from P. Manning (M. Prater kick) (9-74, 3:52)					0 7
EAGLES	1	6:03	A. Henery 35 yd. Field Goal (11-65, 4:16)					3 7
BRONCOS	1	5:50	T. Holliday 105 yd. kickoff return (M. Prater kick) (0-0, 0:13)					3 14
EAGLES	2	14:18	A. Henery 25 yd. Field Goal (15-73, 6:32)					6 14
EAGLES	2	11:06	C. Polk 4 yd. run (A. Henery kick) (7-64, 2:10)					13 14
BRONCOS	2	5:05	K. Moreno 4 yd. run (M. Prater kick) (11-80, 6:01)					13 21
BRONCOS	3	9:54	D. Thomas 1 yd. pass from P. Manning (M. Prater kick) (10-80, 5:06)					13 28
BRONCOS	3	5:10	D. Thomas 15 yd. pass from P. Manning (M. Prater kick) (8-80, 3:12)					13 35
BRONCOS	3	0:22	W. Welker 4 yd. pass from P. Manning (M. Prater kick) (7-65, 3:35)					13 42
BRONCOS	4	13:54	S. Johnson 17 yd. return of blocked punt (M. Prater kick)					13 49
BRONCOS	4	6:53	M. Prater 53 yd. Field Goal (7-30, 3:49)					13 52
EAGLES	4	4:35	J. Maehl 6 yd. pass from N. Foles (A. Henery) (7-80, 2:18)					20 52



FINAL INDIVIDUAL STATISTICS																			
Philadelphia Eagles									Denver Broncos										
RUSHING		ATT	YDS	AVG	LG	TD	RUSHING		ATT	YDS	AVG	LG	TD						
L. McCoy		16	73	4.6	15	0	K. Moreno		12	78	6.5	17	1						
M. Vick		8	41	5.1	13	0	R. Hillman		11	36	3.3	10	0						
C. Polk		3	33	11.0	28	1	M. Ball		8	24	3.0	6	0						
B. Brown		8	19	2.4	9	0	B. Osweiler		2	3	1.5	4	0						
TOTAL		35	166	4.7	28	1	TOTAL		33	141	4.3	17	1						
PASSING		ATT	CMP	YDS	TKD/ YD	TD	LG	IN	Rtg.	PASSING		ATT	CMP	YDS	TKD/ YD	TD	LG	IN	Rtg.
M. Vick		27	14	248	3/13	0	38	0	83.6	P. Manning		34	28	327	1/6	4	52	0	146.0
N. Foles		4	3	49	0/0	1	37	0	155.2	B. Osweiler		3	2	10	0/0	0	5	0	71.5
TOTAL		31	17	297	3/13	1	38	0	98.5	TOTAL		37	30	337	1/6	4	52	0	140.7
PASS RECEIVING				NO	YDS	AVG	LG	TD	PASS RECEIVING				NO	YDS	AVG	LG	TD		
B. Celek				3	57	19.0	27	0	D. Thomas				9	86	9.6	15	2		
J. Maehl				2	43	21.5	37	1	W. Welker				7	76	10.9	33	2		
B. Brown				2	41	20.5	35	0	E. Decker				5	88	17.6	52	0		
D. Jackson				2	34	17.0	20	0	J. Thomas				4	43	10.8	13	0		
R. Cooper				2	25	12.5	15	0	R. Hillman				2	21	10.5	14	0		
C. Polk				2	19	9.5	13	0	K. Moreno				1	13	13.0	13	0		
Z. Ertz				1	38	38.0	38	0	A. Caldwell				1	5	5.0	5	0		
L. McCoy				1	21	21.0	21	0	V. Green				1	5	5.0	5	0		
J. Casey				1	12	12.0	12	0											
J. Avant				1	7	7.0	7	0											
TOTAL				17	297	17.5	38	1	TOTAL				30	337	11.2	52	4		
INTERCEPTIONS				NO	YDS	AVG	LG	TD	INTERCEPTIONS				NO	YDS	AVG	LG	TD		
TOTAL				0	0	0.0	—	0	TOTAL				0	0	0.0	—	0		
PUNTING		NO	YDS	AVG	NET	TB	IN20	LG	PUNTING		NO	YDS	AVG	NET	TB	IN20	LG		
D. Jones		4	191	47.8	30.2	2	0	54	B. Colquitt		2	92	46.0	35.5	0	1	60		
[BLOCKED]		1	0		0.0	0	0	0											
TOTAL		5	191	38.2	30.2	2	0	54	TOTAL		2	92	46.0	35.5	0	1	60		
PUNT RETURNS		NO	YDS	AVG	FC	LG	TD	PUNT RETURNS		NO	YDS	AVG	FC	LG	TD				
D. Johnson		1	21	21.0	1	21	0	T. Holliday		2	0	0.0	0	0	0				
								[TOUCHBACK]		2	0	0.0	0	0	0				
RETURNS		1	21	21.0	1	21	0	RETURNS		2	0	0.0	0	0	0				
KICKOFF RETURNS		NO	YDS	AVG	FC	LG	TD	KICKOFF RETURNS		NO	YDS	AVG	FC	LG	TD				
D. Johnson		1	26	26.0	0	26	0	T. Holliday		1	105	105.0	0	105	1				
[TOUCHBACK]		8	0	0.0	0	0	0	[TOUCHBACK]		4	0	0.0	0	0	0				
RETURNS		1	26	26.0	0	26	0	RETURNS		1	105	105.0	0	105	1				
Philadelphia Eagles									Denver Broncos										
FUMBLES	Fum	Lost	Own Rec.	Yds	TD	FF	Opp. Rec.	Yds	TD	Bnds	FUMBLES	Fum	Lost	Own Rec.	Yds	TD	Bnds		
TOTAL	0	0	0	0	0	0	0	0	0	0	TOTAL	0	0	0	0	0	0		

FINAL TEAM STATISTICS					
	EAGLES	BRONCOS		EAGLES	BRONCOS
TOTAL FIRST DOWNS	21	35	FGs - PATs Had Blocked	0-0	0-0
By Rushing	9	11	Net Punting Average	30.2	35.5
By Passing	12	19	TOTAL RETURN YARDAGE (Not Including Kickoffs)	21	0
By Penalty	0	5	No. and Yards Punt Returns	1-21	2-0
THIRD DOWN EFFICIENCY	8-16-50%	5-8-63%	No. and Yards Kickoff Returns	1-26	1-105
FOURTH DOWN EFFICIENCY	0-0-0%	0-0-0%	No. and Yards Interception Returns	0-0	0-0
TOTAL NET YARDS	450	472	PENALTIES Number and Yards	8-62	2-25
Total Offensive Plays (inc. times thrown passing)	69	71	FUMBLES Number and Lost	0-0	0-0
Average gain per offensive play	6.5	6.6	TOUCHDOWNS	2	7
NET YARDS RUSHING	166	141	Rushing	1	1
Total Rushing Plays	35	33	Passing	1	4
Average gain per rushing play	4.7	4.3	Kickoff Returns	0	1
Tackles for a loss-number and yards	3-8	2-3	Other (Blocked Kicks, etc.)	0	1
NET YARDS PASSING	284	331	EXTRA POINTS Made-Attempts	2-2	7-7
Times thrown - yards lost attempting to pass	3-13	1-6	Kicking Made-Attempts	2-2	7-7
Gross yards passing	297	337	FIELD GOALS Made-Attempts	2-3	1-1
PASS ATTEMPTS-COMPLETIONS-HAD INTERCEPTED	31-17-0	37-30-0	RED ZONE EFFICIENCY	2-5-40%	5-5-100%
Avg gain per pass play (inc.# thrown passing)	8.4	8.7	GOAL TO GO EFFICIENCY	2-2-100%	3-3-100%
KICKOFFS Number-In End Zone-Touchbacks	5-5-4	9-9-8	SAFETIES	0	0
PUNTS Number and Average	5-38.2	2-46.0	FINAL SCORE	20	52
Had Blocked	1	0	TIME OF POSSESSION	26:38	33:22

BRONCOS DEFENSIVE STATISTICS																	
(Press Box Totals)																	
PLAYER	UT	A	TT	S-YDS	I-YDS	PD	FF	FR	PLAYER	UT	A	TT	S-YDS	I-YDS	PD	FF	FR
D. Trevathan	9	1	10	0-0	0-0	1	0	0	D. Wolfe	2	0	2	1-6	0-0	0	0	0
D. Ihenacho	9	0	9	0-0	0-0	0	0	0	D. Rodgers-Cromartie	2	0	2	0-0	0-0	2	0	0
W. Woodyard	4	4	8	0.5-1.5	0-0	0	0	0	T. Carter	2	0	2	0-0	0-0	0	0	0
R. Moore	6	1	7	0-0	0-0	0	0	0	M. Unrein	1	0	1	0-0	0-0	0	0	0
R. Ayers	5	1	6	0.5-1.5	0-0	0	0	0	C. Harris Jr.	1	0	1	0-0	0-0	0	0	0
S. Phillips	4	0	4	1-4	0-0	0	0	0	T. Knighton	0	1	1	0-0	0-0	0	0	0
N. Irving	2	1	3	0-0	0-0	0	0	0	TEAM TOTALS	47	9	56	3-13	0-0	3	0	0



## Denver 51, Dallas 48

Sunday, Oct. 6, 2013 • 3:25 p.m. CDT • AT&T Stadium • Arlington, Texas

**WEATHER:** Indoors • **TIME:** 3:13 • **ATTENDANCE:** 92,758

The Denver Broncos won their franchise-record eighth consecutive road game with a thrilling 51-48 victory over the Dallas Cowboys in front of 92,758 fans at AT&T Stadium in Arlington, Texas.

Dallas got off to a fast start as quarterback Tony Romo led the Cowboys on an 11-play, 79-yard opening drive in which he completed all five of his pass attempts for 64 yards. The series resulted in a 2-yard touchdown pass to wide receiver Dez Bryant.

After forcing a fumble on Denver's first possession, Dallas running back DeMarco Murray was able to score on a 4-yard run to put the Cowboys up 14-0 midway through the first quarter.

Denver countered with a quick 3-play, 80-yard scoring drive that culminated in a 4-yard touchdown pass from quarterback Peyton Manning to tight end Julius Thomas.

The Cowboys increased their lead with a 43-yard field goal by kicker Dan Bailey to open the second quarter.

Manning conducted another 80-yard scoring drive that was concluded by a 2-yard touchdown pass to wide receiver Eric Decker.

The Broncos defense forced their first turnover of the game on Dallas' ensuing series when rookie cornerback Kayvon Webster knocked the ball out of Bryant's hands and safety Duke Ihenacho recovered it at the Cowboys 41-yard line.

Denver took advantage of the field position as Manning threw his third touchdown pass of the game to Thomas to give the Broncos their first lead of the game at 21-17 with 5:22 left in the first half.

Manning scored his first rushing touchdown as a Bronco on a 1-yard quarterback bootleg, but Bailey connected on a 48-yard field to cut Denver's lead to 28-20 entering halftime.

The third quarter was a high-scoring affair as each team scored on each of their first two series of the second half.

On the Broncos' third series of the half, Manning threw his first interception of the season to cornerback Morris Claiborne. Manning (33-of-42 for 414 yards, 4 TDs, 1 INT) had connected on 20 touchdown passes on the season prior to the turnover.

The Cowboys were able to capitalize as Romo threw a 10-yard touchdown pass to tight end Jason Witten to give Dallas a 41-38 lead at the beginning of the fourth quarter.

The Broncos added a field goal and a touchdown on their next two series and Romo threw his fifth touchdown pass of the game.

With 1:57 left and the game tied at 48, Romo (25-of-36 for 506 yards, 5 TDs, 1 INT) threw his lone interception of the game to linebacker Danny Trevathan at the Cowboys 24-yard line.

Denver converted a first down to drain the clock and kicker Matt Prater made a 28-yard field goal as time expired to give the Broncos their fifth win of the season and extend their consecutive regular season win total to a team-record 16 games.

### OFFICIALS:

**Referee** — Terry McAulay (77); **Umpire** — Scott Dawson (70); **Head Linesman** — Greg Bradley (98); **Line Judge** — Byron Boston (18); **Side Judge** — James Coleman (95); **Field Judge** — Terry Brown (43); **Back Judge** — Lee Dyer (27); **Replay** — Earnie Frantz.

### DENVER BRONCOS

#### OFFENSE

**WR** 88 D. Thomas  
**LT** 75 C. Clark  
**LG** 68 Z. Beadles  
**C** 66 M. Ramirez  
**RG** 65 L. Vazquez  
**RT** 74 O. Franklin  
**TE** 80 J. Thomas  
**WR** 87 E. Decker  
**WR** 83 W. Welker  
**QB** 18 P. Manning  
**RB** 27 K. Moreno

#### DEFENSE

**LDE** 95 D. Wolfe  
**DT** 99 K. Vickerson  
**NT** 94 T. Knighton  
**RDE** 91 R. Ayers  
**CB** 36 K. Webster  
**MLB** 52 W. Woodyard  
**WLB** 59 D. Trevathan  
**LCB** 25 C. Harris Jr.  
**RCB** 45 D. Rodgers-Cromartie  
**SS** 33 D. Ihenacho  
**FS** 26 R. Moore

**BRONCOS SUBSTITUTIONS:** P 4 B.Colquitt, K 5 M.Prater, WR 11 T.Holliday, WR 12 A.Caldwell, S 20 M.Adams, RB 21 R.Hillman, RB 28 M.Ball, S 30 D.Bruton, S 31 O.Bolden, CB 32 T.Carter, LS 46 A.Brewer, MLB 53 S.Johnson, MLB 56 N.Irving, LB 57 A.Robinson, C 60 S.Vallos, G 73 C.Kuper, TE 81 J.Dreessen, TE 84 J.Tamme, TE 85 V.Green, DE 90 S.Phillips, DT 92 S.Williams, DT 96 M.Unrein, DE 97 M.Jackson. **DID NOT PLAY:** QB 17 B.Osweller. **INACTIVE:** QB 2 Z.Dysert, RB 22 C.Anderson, CB 23 Q.Jammer, CB 24 C.Bailey, LB 51 P.Lenon, G 72 J.Moffitt, T 77 W.Justice.

### DALLAS COWBOYS

#### OFFENSE

**WR** 88 D. Bryant  
**WR** 17 D. Harris  
**LT** 77 T. Smith  
**LG** 65 R. Leary  
**C** 72 T. Frederick  
**RG** 64 B. Waters  
**RT** 68 D. Free  
**TE** 82 J. Witten  
**WR** 83 T. Williams  
**QB** 9 T. Romo  
**RB** 29 D. Murray

#### DEFENSE

**LDE** 99 G. Selvie  
**DT** 96 N. Hayden  
**DT** 97 J. Hatcher  
**RDE** 94 D. Ware  
**SLB** 59 E. Sims  
**MLB** 50 S. Lee  
**CB** 32 O. Scandrick  
**LCB** 39 B. Carr  
**RCB** 24 M. Claiborne  
**SS** 27 J. Wilcox  
**FS** 42 B. Church

**COWBOYS SUBSTITUTIONS:** K 5 D.Bailey, P 6 D.Jones, WR 11 C.Beasley, CB 20 B.Webb, RB 21 J.Randle, RB 25 L.Dunbar, S 26 W.Allen, RB 34 P.Tanner, S 38 J.Heath, S 40 D.McCray, DE 51 K.Wilber, LB 54 B.Carter, LB 57 D.Holloman, LB 58 K.Bosworth, DT 70 D.Nevis, G 73 M.Bernadeau, T 78 J.Parnell, TE 84 J.Hanna, TE 89 G.Escobar, LS 91 L.Ladouceur, DT 92 D.Carter, DE 95 C.Rayford. **DID NOT PLAY:** QB 18 K.Orton, C 67 P.Costa. **INACTIVE:** WR 19 M.Austin, CB 33 C.Greenwood, LB 52 J.Durant, DE 55 E.Jones, G 62 D.Arkin, T 75 D.Weems, TE 87 A.Smith.

		1	2	3	4	OT	TOTAL	FIELD GOALS (made ( ) missed)		
VISITOR	Denver Broncos	7	21	10	13	—	51	M. Prater	(48)	(50) (28)
HOME	Dallas Cowboys	14	6	13	15	—	48	D. Bailey	(43)	(48)

Team	Qtr	Clock Time	PLAY DESCRIPTION (Extra Point) (Drive Info)	SCORE Visitor	Home
COWBOYS	1	8:06	D. Bryant 2 yd. pass from T. Romo (D. Bailey kick) (11-79, 6:54)	0	7
COWBOYS	1	3:18	D. Murray 4 yd. run (D. Bailey kick) (7-45, 3:35)	0	14
BRONCOS	1	2:28	J. Thomas 4 yd. pass from P. Manning (M. Prater kick) (3-80, 0:50)	7	14
COWBOYS	2	12:14	D. Bailey 43 yd. Field Goal (10-55, 5:14)	7	17
BRONCOS	2	9:06	E. Decker 2 yd. pass from P. Manning (M. Prater kick) (7-80, 3:08)	14	17
BRONCOS	2	5:22	J. Thomas 9 yd. pass from P. Manning (M. Prater kick) (6-41, 3:27)	21	17
BRONCOS	2	0:46	P. Manning 1 yd. run (M. Prater kick) (7-64, 2:24)	28	17
COWBOYS	2	0:00	D. Bailey 48 yd. Field Goal (4-43, 0:46)	28	20
BRONCOS	3	8:03	W. Welker 2 yd. pass from P. Manning (M. Prater kick) (13-67, 6:57)	35	20
COWBOYS	3	7:08	T. Williams 82 yd. pass from T. Romo (D. Bailey kick) (2-83, 0:55)	35	27
BRONCOS	3	3:23	M. Prater 48 yd. Field Goal (8-50, 3:45)	38	27
COWBOYS	3	0:14	D. Bryant 2 yd. pass from T. Romo (run failed) (7-80, 3:09)	38	33
COWBOYS	4	13:38	J. Witten 10 yd. pass from T. Romo (T. Romo-T. Williams pass) (5-51, 1:24)	38	41
BRONCOS	4	9:37	M. Prater 50 yd. Field Goal (11-51, 4:01)	41	41
COWBOYS	4	7:19	C. Beasley 4 yd. pass from T. Romo (D. Bailey kick) (4-87, 2:18)	41	48
BRONCOS	4	2:39	K. Moreno 1 yd. run (M. Prater kick) (9-73, 4:40)	48	48
BRONCOS	4	0:00	M. Prater 28 yd. Field Goal (8-14, 1:57)	51	48





# Denver 35, Jacksonville 19

Sunday, Oct. 13, 2013 • 2:05 p.m. MDT • Sports Authority Field at Mile High • Denver

**WEATHER:** Partly Cloudy, 59°, Wind S 7 mph • **TIME:** 3:01 • **ATTENDANCE:** 76,862

The Denver Broncos clinched their 17th consecutive regular-season win by defeating the Jacksonville Jaguars 35-19 in front of 76,862 fans at Sports Authority Field at Mile High.

After forcing Jacksonville to a three-and-out and thwarting a fake punt attempt on the Jaguars' opening series, Denver's offense answered to take an early lead.

Quarterback Peyton Manning connected with running back Knowshon Moreno for a 28-yard completion on a long 3rd-and-20 to keep the drive alive, and three plays later Manning threw a 3-yard touchdown pass to tight end Julius Thomas to give the Broncos a 7-0 lead.

Denver's defense forced Jacksonville to punt on the Jaguars' second offensive series and Manning responded by leading the Broncos on a 12-play, 95-yard drive capped by a 20-yard touchdown pass to wide receiver Wes Welker to increase Denver's lead to 14-0.

The Broncos were able to hold the Jaguars scoreless in the first quarter, but Jacksonville was able to score 12 unanswered points in the second quarter.

Kicker Josh Scobee converted field goals of 50 and 30 yards, while the Jaguars defense forced two punts and recovered two Manning turnovers.

The second turnover occurred when linebacker Paul Posluszny intercepted Manning at the Jaguars 41-yard line and returned it 59 yards for a touchdown. Jacksonville attempted a 2-point conversion, but failed when quarterback Chad Henne threw an incomplete pass to wide receiver Justin Blackmon. Denver went into halftime with a 14-12 lead.

Denver scored on an 8-play, 80-yard drive to open the second half as the Broncos took advantage of two key penalties against the Jaguars and Moreno scored on a 1-yard run.

Jacksonville scored on its first offensive series of the third quarter as Blackmon (14 rec., 190 yds.) had three catches for 47 yards to set up a 5-yard rushing touchdown by running back Maurice Jones-Drew.

The Broncos countered as Moreno scored his second rushing touchdown of the game to give Denver a 28-19 lead entering the fourth quarter.

Manning recorded his third turnover of the game early in the fourth quarter on a fumbled shotgun snap. Jacksonville looked to capitalize on the opportunity, but Henne (27-of-42 passing, 303 yards, 0 TD, 2 INTs) threw his first interception of the game to cornerback Kayvon Webster.

Five plays later, Moreno (15 carries for 42 yards, 3 TDs) scored on a 3-yard run. Linebacker Danny Trevathan intercepted Henne with 0:47 left to seal the 35-19 victory for the Broncos.

## OFFICIALS:

**Referee** — Jeff Triplette (42); **Umpire** — Butch Hannah (40); **Head Linesman** — Phil McKinney (110); **Line Judge** — Jeff Bergman (32); **Side Judge** — Dave Wyant (16); **Field Judge** — Barry Anderson (20); **Back Judge** — Steve Freeman (133); **Replay** — Al Hynes.

## DENVER BRONCOS

### OFFENSE

**WR** 88 D. Thomas  
**LT** 75 C. Clark  
**LG** 68 Z. Beadles  
**C** 66 M. Ramirez  
**RG** 65 L. Vasquez  
**RT** 74 O. Franklin  
**TE** 80 J. Thomas  
**WR** 87 E. Decker  
**WR** 83 W. Welker  
**QB** 18 P. Manning  
**RB** 27 K. Moreno

### DEFENSE

**LDE** 95 D. Wolfe  
**DT** 99 K. Vickerson  
**NT** 94 T. Knighton  
**RDE** 90 S. Phillips  
**SLB** 56 N. Irving  
**MLB** 51 P. Lenon  
**WLB** 59 D. Trevathan  
**LCB** 24 C. Bailey  
**RCB** 45 D. Rodgers-Cromartie  
**SS** 33 D. Ihenacho  
**FS** 26 R. Moore

**BRONCOS SUBSTITUTIONS:** P 4 B.Colquitt, K 5 M.Prater, WR 11 T.Holliday, WR 12 A.Caldwell, S 20 M.Adams, RB 21 R.Hillman, CB 23 Q.Jammer, CB 25 C.Harris, RB 28 M.Ball, S 30 D.Bruton, S 31 O.Bolden, CB 36 K.Webster, LS 46 A.Brewer, MLB 53 S.Johnson, LB 57 A.Robinson, C 60 S.Vallos, G 73 C.Kuper, TE 81 J.Dreessen, TE 84 J.Tamme, TE 85 V.Green, DT 92 S.Williams, DT 96 M.Unrein, DE 97 M.Jackson. **DID NOT PLAY:** QB 17 B.Osweiler. **INACTIVE:** QB 2 Z.Dysert, RB 22 C.Anderson, CB 32 T.Carter, LB 52 W.Woodyard, G 72 J.Moffitt, T 77 W.Justice, DE 91 R.Ayers.

## JACKSONVILLE JAGUARS

### OFFENSE

**WR** 84 C. Shorts  
**LT** 78 C. Bradfield  
**LG** 65 W. Rackley  
**C** 63 B. Meester  
**RG** 77 U. Nwaneri  
**RT** 67 A. Pasztor  
**TE** 86 C. Harbor  
**TE** 85 D. Williams  
**WR** 14 J. Blackmon  
**QB** 7 C. Henne  
**RB** 32 M. Jones-Drew

### DEFENSE

**LDE** 93 T. Alualu  
**DT** 97 R. Miller  
**DT** 99 S. Marks  
**LEO** 58 J. Babin  
**OLB** 55 G. Hayes  
**MLB** 51 P. Posluszny  
**CB** 20 M. Harris  
**LCB** 24 W. Blackmon  
**RCB** 23 A. Ball  
**SS** 37 J. Cyprien  
**FS** 26 J. Evans

**JAGUARS SUBSTITUTIONS:** K 10 J.Scobee, WR 12 M.Brown, WR 16 D.Robinson, WR/PR 18 A.Sanders, P 19 B.Anger, RB 21 J.Forsett, S 22 W.Guy, CB 29 J.Fleming, RB 30 J.Todman, CB 35 D.McCray, S 42 C.Prosinski, FB 45 W.Ta'ufu'ou, LS 46 C.Tinker, LB 50 R.Allen, LB 52 J.Thomas, LB 53 J.Lotulelei, LB 56 L.Reynolds, G/G 60 M.Brewster, OT 74 S. Young, WR 83 S.Williams, DE 90 A.Branch, DT 91 A.Jones, DT 92 B.Deaderick. **DID NOT PLAY:** QB 2 R.Stanzi. **INACTIVE:** QB 11 B.Gabbert, WR 15 S.Burton, CB 27 D.Gratz, G 66 J.McClendon, OT 72 D.Love, TE 89 M.Lewis, DL 94 J.Mincey.

		1	2	3	4	OT	TOTAL	FIELD GOALS (made ( ) missed)
<b>VISITOR</b>	Jacksonville Jaguars	0	12	7	0	—	19	J. Scobee (50) (30)
<b>HOME</b>	Denver Broncos	14	0	14	7	—	35	

Team	Qtr	Clock Time	PLAY DESCRIPTION (Extra Point) (Drive Info)	SCORE Visitor Home
BRONCOS	1	12:09	J. Thomas 3 yd. pass from P. Manning (M. Prater kick) (6-27, 2:02)	0 7
BRONCOS	1	2:44	W. Welker 20 yd. pass from P. Manning (M. Prater kick) (12-95, 6:08)	0 14
JAGUARS	2	13:18	J. Scobee 50 yd. Field Goal (10-48, 4:26)	3 14
JAGUARS	2	5:43	J. Scobee 30 yd. Field Goal (8-28, 2:20)	6 14
JAGUARS	2	0:36	P. Posluszny 59 yd. interception return (pass failed)	12 14
BRONCOS	3	12:16	K. Moreno 1 yd. run (M. Prater kick) (8-80, 2:44)	12 21
JAGUARS	3	7:43	M. Jones-Drew 5 yd. run (J. Scobee kick) (9-80, 4:33)	19 21
BRONCOS	3	4:02	K. Moreno 8 yd. run (M. Prater kick) (8-80, 3:41)	19 28
BRONCOS	4	9:09	K. Moreno 3 yd. run (M. Prater kick) (5-41, 2:19)	19 35

FINAL INDIVIDUAL STATISTICS																							
Jacksonville Jaguars									Denver Broncos														
RUSHING		ATT	YDS	AVG	LG	TD	RUSHING		ATT	YDS	AVG	LG	TD										
M. Jones-Drew		20	71	3.6	28	1	K. Moreno		15	42	2.8	11	3										
D. Robinson		1	2	2.0	2	0	D. Bruton		1	35	35.0	35	0										
W. Ta'ufu'ou		1	1	1.0	1	0	R. Hillman		4	20	5.0	11	0										
J. Forsett		1	0	0.0	0	0	M. Ball		3	15	5.0	15	0										
B. Anger		1	0	0.0	0	0	A. Caldwell		1	7	7.0	7	0										
J. Todman		1	0	0.0	0	0	P. Manning		5	-7	-1.4	0	0										
C. Henne		2	-3	-1.5	1	0																	
TOTAL		27	71	2.6	28	1	TOTAL		29	112	3.9	35	3										
		TKD/							TKD/														
PASSING	ATT	CMP	YDS	YD	TD	LG	IN	Rtg.	PASSING	ATT	CMP	YDS	YD	TD	LG	IN	Rtg.						
C. Henne	42	27	303	2/12	0	23	2	65.9	P. Manning	42	28	295	0/0	2	42	1	92.9						
TOTAL	42	27	303	2/12	0	23	2	65.9	TOTAL	42	28	295	0/0	2	42	1	92.9						
PASS RECEIVING		NO	YDS	AVG	LG	TD	PASS RECEIVING		NO	YDS	AVG	LG	TD										
J. Blackmon		14	190	13.6	23	0	K. Moreno		7	62	8.9	28	0										
M. Brown		4	49	12.3	19	0	W. Welker		6	63	10.5	26	1										
J. Forsett		3	18	6.0	14	0	E. Decker		5	50	10.0	23	0										
C. Harbor		2	29	14.5	23	0	J. Thomas		4	22	5.5	11	1										
M. Jones-Drew		2	3	1.5	4	0	D. Thomas		3	78	26.0	42	0										
A. Sanders		1	9	9.0	9	0	R. Hillman		2	16	8.0	11	0										
W. Ta'ufu'ou		1	5	5.0	5	0	J. Dreessen		1	4	4.0	4	0										
TOTAL		27	303	11.2	23	0	TOTAL		28	295	10.5	42	2										
INTERCEPTIONS		NO	YDS	AVG	LG	TD	INTERCEPTIONS		NO	YDS	AVG	LG	TD										
P. Posluszny		1	59	59.0	59	1	K. Webster		1	10	10.0	10	0										
							D. Trevathan		1	0	0.0	0	0										
TOTAL		1	59	59.0	59	1	TOTAL		2	10	5.0	10	0										
PUNTING		NO	YDS	AVG	NET	TB	IN20	LG	PUNTING	NO	YDS	AVG	NET	TB	IN20	LG							
B. Anger		3	135	45.0	44.7	0	2	48	B. Colquitt		3	129	43.0	42.3	0	0	48						
TOTAL		3	135	45.0	44.7	0	2	48	TOTAL		3	129	43.0	42.3	0	0	48						
PUNT RETURNS		NO	YDS	AVG	FC	LG	TD	PUNT RETURNS	NO	YDS	AVG	FC	LG	TD									
A. Sanders		2	2	1.0	0	5	0	T. Holliday		1	1	1.0	1	1	0								
[DOWNED]		1	0	0.0	0	0	0	[DOWNED]		1	0	0.0	0	0	0								
RETURNS		2	2	1.0	0	5	0	RETURNS		1	1	1.0	1	1	0								
KICKOFF RETURNS		NO	YDS	AVG	FC	LG	TD	KICKOFF RETURNS	NO	YDS	AVG	FC	LG	TD									
[TOUCHBACK]		6	0	0.0	0	—	0	[TOUCHBACK]		5	0	0.0	0	—	0								
RETURNS		0	0	0.0	0	—	0	RETURNS		0	0	0.0	0	—	0								
Jacksonville Jaguars										Denver Broncos													
FUMBLES		Fum	Lost	Own Rec.	Yds	TD	FF	Opp. Rec.	Yds	TD	Bnds	FUMBLES		Fum	Lost	Own Rec.	Yds	TD	FF	Opp. Rec.	Yds	TD	Bnds
J. Forsett		1	0	1	0	0	0	0	0	0	0	P. Manning		2	2	0	-2	0	0	0	0	0	0
C. Tinker		1	0	0	-14	0	0	0	0	0	0	R. Hillman		1	0	0	0	0	0	0	0	0	0
B. Anger		0	0	1	0	0	0	0	0	0	0	E. Decker		0	0	1	0	0	0	0	0	0	0
W. Blackmon		0	0	0	0	0	1	0	0	0	0	D. Ihenacho		0	0	0	0	0	1	0	0	0	0
M. Harris		0	0	0	0	0	0	1	0	0	0												
S. Marks		0	0	0	0	0	0	1	0	0	0												

FINAL TEAM STATISTICS									
	JAGUARS		BRONCOS			JAGUARS		BRONCOS	
TOTAL FIRST DOWNS		20		26	FGs - PATs Had Blocked		0-0		0-0
By Rushing		4		8	Net Punting Average		44.7		42.3
By Passing		15		14	TOTAL RETURN YARDAGE (Not Including Kickoffs)		61		11
By Penalty		1		4	No. and Yards Punt Returns		2-2		1-1
THIRD DOWN EFFICIENCY	5-14-36%		7-13-54%		No. and Yards Kickoff Returns		0-0		0-0
FOURTH DOWN EFFICIENCY	0-3-0%		1-1-100%		No. and Yards Interception Returns		1-59		2-10
TOTAL NET YARDS		362		407	PENALTIES Number and Yards		7-62		4-31
Total Offensive Plays (inc. times thrown passing)		71		71	FUMBLES Number and Lost		2-0		3-2
Average gain per offensive play		5.1		5.7	TOUCHDOWNS		2		5
NET YARDS RUSHING		71		112	Rushing		1		3
Total Rushing Plays		27		29	Passing		0		2
Average gain per rushing play		2.6		3.9	Interceptions		1		0
Tackles for a loss-number and yards	5-10		3-11		EXTRA POINTS Made-Attempts		1-2		5-5
NET YARDS PASSING		291		295	Kicking Made-Attempts		1-1		5-5
Times thrown - yards lost attempting to pass	2-12		0-0		Passing Made-Attempts		0-1		0-0
Gross yards passing		303		295	FIELD GOALS Made-Attempts		2-2		0-0
PASS ATTEMPTS-COMPLETIONS-HAD INTERCEPTED	42-27-2		42-28-1		RED ZONE EFFICIENCY	1-3-33%		4-5-80%	
Avg gain per pass play (inc.# thrown passing)		6.6		7.0	GOAL TO GO EFFICIENCY	1-2-50%		3-4-75%	
KICKOFFS Number-In End Zone-Touchbacks	5-5-5		6-6-6		SAFETIES		0		0
PUNTS Number and Average	3-45.0		3-43.0		FINAL SCORE		19		35
Had Blocked		0		0	TIME OF POSSESSION	31:15		28:45	

BRONCOS DEFENSIVE STATISTICS																	
(Press Box Totals)																	
PLAYER	UT	A	TT	S-YDS	I-YDS	PD	FF	FR	PLAYER	UT	A	TT	S-YDS	I-YDS	PD	FF	FR
C. Harris Jr.	10	1	11	0-0	0-0	0	0	0	K. Webster	2	1	3	0-0	1-10	1	0	0
M. Jackson	5	2	7	2-12	0-0	1	0	0	M. Unrein	2	0	2	0-0	0-0	0	0	0
D. Ihenacho	6	0	6	0-0	0-0	0	1	0	D. Wolfe	1	1	2	0-0	0-0	0	0	0
C. Bailey	5	1	6	0-0	0-0	3	0	0	S. Williams	1	0	1	0-0	0-0	0	0	0
R. Moore	5	0	5	0-0	0-0	0	0	0	P. Lenon	1	0	1	0-0	0-0	0	0	0
D. Trevathan	3	2	5	0-0	1-0	1	0	0	S. Phillips	0	1	1	0-0	0-0	2	0	0
K. Vickerson	3	1	4	0-0	0-0	1	0	0	M. Adams	0	1	1	0-0	0-0	1	0	0
N. Irving	3	1	4	0-0	0-0	1	0	0	T. Knighton	0	1	1	0-0	0-0	0	0	0
D. Rodgers-Cromartie	2	2	4	0-0	0-0	2	0	0	TEAM TOTALS	49	15	64	2-12	2-10	13	1	0





# Indianapolis 39, Denver 33

Sunday, Oct. 20, 2013 • 8:31 p.m. EDT • Lucas Oil Stadium • Indianapolis

WEATHER: Clear, 57°, Wind SSW 11 mph • TIME: 3:43 • ATTENDANCE: 67,196

Quarterback Peyton Manning squared off against his former team for the first time but several miscues were too much for the visitors as the Denver Broncos lost to the Indianapolis Colts 39-33 at Lucas Oil Stadium.

A late rally pulled Denver close but three turnovers and a safety that led to another score ultimately doomed the Broncos and snapped their franchise-record 17-game win streak.

Denver scored the first points of the game when Manning connected on a 17-yard pass to wide receiver Eric Decker on the Broncos second offensive series.

The Colts were able to put together a scoring drive on the ensuing series as kicker Adam Vinatieri made a 27-yard field goal.

Indianapolis fullback Stanley Havili stripped wide receiver Trindon Holliday on a punt return and the Colts recovered the ball at the Broncos 11-yard line for the game's first takeaway.

On the next play, quarterback Andrew Luck threw an 11-yard touchdown pass to wide receiver Darrius Heyward-Bey to put Indianapolis up 10-7 at the end of the first quarter.

Denver executed an 8-play, 51-yard scoring drive at the beginning of the second quarter, which was capped by a 12-yard touchdown reception by tight end Julius Thomas.

After a 60-yard punt by Pat McAfee pinned Denver deep in their own territory, outside linebacker Robert Mathis forced a safety by strip sacking Manning on Denver's goal line.

Luck (21-of-38 passing, 228 yds., 3 TDs, 0 INT) threw touchdown passes of 20 and 8 yards to close out the second quarter and give Indianapolis a 26-14 lead at halftime.

Indianapolis' stout defense forced Denver to three consecutive three-and-outs to begin the second half.

After Denver's third punt, Luck was able to lead another scoring drive ending with a 10-yard keeper.

The Broncos allowed 23 unanswered points in the second and third quarters before kicker Matt Prater made a 31-yard field goal at the end of the third quarter.

The Colts added a 52-yard field goal at the beginning of the fourth frame, but Manning (29-of-49 for 386 yds., 3 TDs, 1 INT) led the Broncos on consecutive touchdown scoring drives to bring Denver to within six points.

Vinatieri connected on his third field goal of the game to give Indianapolis a 39-30 lead with 6:02 left in the game.

Manning led the offense on a 7-play, 83-yard drive on the ensuing series that brought Denver to the Indianapolis 2-yard line. On the eighth play of the series, running back Ronnie Hillman fumbled on a handoff and the Colts recovered the ball.

A late field goal drew the Broncos to within six points but the Colts recovered the ensuing onside kick to seal the win.

## OFFICIALS:

**Referee** — Carl Cheffers (51); **Umpire** — Undrey Wash (96); **Head Linesman** — Kent Payne (79); **Line Judge** — Tom Symonette (100); **Side Judge** — Laird Hayes (125); **Field Judge** — Jeff Lamberth (21); **Back Judge** — Todd Prukop (30); **Replay** — Charles Stewart.

## DENVER BRONCOS

### OFFENSE

**WR** 88 D. Thomas  
**LT** 75 C. Clark  
**LG** 68 Z. Beadles  
**C** 66 M. Ramirez  
**RG** 73 C. Kuper  
**RT** 65 L. Vasquez  
**TE** 80 J. Thomas  
**WR** 87 E. Decker  
**WR** 83 W. Welker  
**QB** 18 P. Manning  
**RB** 27 K. Moreno

### DEFENSE

**LDE** 95 D. Wolfe  
**DT** 99 K. Vickerson  
**NT** 94 T. Knighton  
**SLB** 58 V. Miller  
**MLB** 51 P. Lenon  
**WLB** 59 D. Trevathan  
**LCB** 24 C. Bailey  
**RCB** 45 D. Rodgers-Cromartie  
**CB** 25 C. Harris Jr.  
**SS** 33 D. Ihenacho  
**FS** 26 R. Moore

**BRONCOS SUBSTITUTIONS:** P 4 B.Colquitt, K 5 M.Prater, WR 11 T.Holliday, WR 12 A.Caldwell, S 20 M.Adams, RB 21 R.Hillman, RB 28 M.Ball, S 30 D.Bruton, S 31 O.Bolden, CB 36 K.Webster, LS 46 A.Brewer, LB 53 S.Johnson, LB 56 N.Irving, C 60 S.Vallos, TE 81 J.Dreessen, TE 84 J.Tamme, TE 85 V.Green, DE 90 S.Phillips, DE 91 R.Ayers, DT 92 S.Williams, DT 96 M.Unrein, DE 97 M.Jackson. **DID NOT PLAY:** QB 17 B.Osweiler, T 77 W.Justice. **INACTIVE:** QB 2 Z.Dysert, RB 22 C.Anderson, CB 23 Q.Jammer, CB 32 T.Carter, LB 52 W.Woodyard, G 72 J.Moffitt, T 74 O.Franklin.

## INDIANAPOLIS COLTS

### OFFENSE

**WR** 87 R. Wayne  
**LT** 74 A. Castonzo  
**LG** 69 H. Thornton  
**C** 64 S. Satele  
**RG** 75 M. McGlynn  
**RT** 78 G. Cherilus  
**TE** 80 C. Fleener  
**WR** 81 D. Heyward-Bey  
**WR** 13 T. Hilton  
**QB** 12 A. Luck  
**RB** 34 T. Richardson

### DEFENSE

**DE** 90 C. Redding  
**CB** 20 D. Butler  
**DT** 99 R. Jean Francois  
**SLB** 93 E. Walden  
**MIKE** 51 P. Angerer  
**WILL** 50 J. Freeman  
**RUSH** 98 R. Mathis  
**LCB** 28 G. Toler  
**RCB** 23 V. Davis  
**SS** 41 A. Betha  
**FS** 30 L. Landry

**COLTS SUBSTITUTIONS:** P 1 P.McAfee, K 4 A.Vinatieri, WR 15 L.Brazill, S 25 L.Asante, S 26 D.Howell, CB 27 J.Gordy, RB 31 D.Brown, CB 32 C.Vaughn, RB 36 D.Herron, S 38 S.Brown, FB 39 S.Havili, LS 45 M.Overton, ILB 52 K.Sheppard, ILB 53 C.Conner, ILB 54 M.Harvey, OLB 58 A.Studebaker, OLB 59 C.Johnson, T 72 J.Linkenbach, G 76 J.Reitz, TE 84 J.Doyle, DT 91 R.Mathews, DE 95 F.Moala, DT 97 A.Franklin. **DID NOT PLAY:** QB 8 M.Hasselbeck. **INACTIVE:** TE 46 D.Jones, C/G 62 K.Holmes, T 71 X.Nixon, WR 85 D.Reed, OLB 92 B.Werner, DT 94 M.Hughes, NT 96 J.Chapman.

		1	2	3	4	OT	TOTAL	FIELD GOALS (made ( ) missed)
<b>VISITOR</b>	Denver Broncos	7	7	3	16	—	33	M. Prater (31) (47)
<b>HOME</b>	Indianapolis Colts	10	16	7	6	—	39	A. Vinatieri (27) (52) (42)

Team	Qtr	Clock Time	PLAY DESCRIPTION (Extra Point) (Drive Info)	SCORE Visitor Home
BRONCOS	1	8:16	E. Decker 17 yd. pass from P. Manning (M. Prater kick) (2-56, 0:46)	7 0
COLTS	1	4:05	A. Vinatieri 27 yd. Field Goal (10-65, 4:11)	7 3
COLTS	1	1:20	D. Heyward-Bey 11 yd. pass from A. Luck (A. Vinatieri kick) (1-11, 0:07)	7 10
BRONCOS	2	11:56	J. Thomas 12 yd. pass from P. Manning (M. Prater kick) (8-51, 4:24)	14 10
COLTS	2	8:52	P. Manning fumble forced by R. Mathis out of bounds in end zone for a Safety	14 12
COLTS	2	5:50	S. Havili 20 yd. pass from A. Luck (A. Vinatieri kick) (7-66, 3:02)	14 19
COLTS	2	0:10	C. Fleener 8 yd. pass from A. Luck (A. Vinatieri kick) (6-50, 1:25)	14 26
COLTS	3	5:00	A. Luck 10 yd. run (A. Vinatieri kick) (4-41, 1:49)	14 33
BRONCOS	3	0:42	M. Prater 31 yd. Field Goal (10-67, 4:18)	17 33
COLTS	4	12:59	A. Vinatieri 52 yd. Field Goal (7-46, 2:43)	17 36
BRONCOS	4	12:11	D. Thomas 31 yd. pass from P. Manning (pass failed) (3-80, 0:48)	23 36
BRONCOS	4	8:44	K. Moreno 1 yd. run (M. Prater kick) (8-23, 2:42)	30 36
COLTS	4	5:57	A. Vinatieri 42 yd. Field Goal (4--3, 1:02)	30 39
BRONCOS	4	0:12	M. Prater 47 yd. Field Goal (7-33, 1:16)	33 39



FINAL INDIVIDUAL STATISTICS																					
Denver Broncos									Indianapolis Colts												
RUSHING	ATT	YDS	AVG	LG	TD				RUSHING	ATT	YDS	AVG	LG	TD							
K. Moreno	15	40	2.7	9	1				T. Richardson	14	37	2.6	8	0							
R. Hillman	4	25	6.3	14	0				D. Heyward-Bey	1	30	30.0	30	0							
P. Manning	1	-1	-1.0	-1	0				A. Luck	4	29	7.3	11	1							
									D. Brown	11	23	2.1	7	0							
									S. Havili	1	2	2.0	2	0							
TOTAL	20	64	3.2	14	1				TOTAL	31	121	3.9	30	1							
PASSING	ATT	CMP	YDS	TKD/ YD	TD	LG	IN	Rtg.	PASSING	ATT	CMP	YDS	TKD/ YD	TD	LG	IN	Rtg.				
P. Manning	49	29	386	4/21	3	49	1	96.1	A. Luck	38	21	228	2/15	3	28	0	99.5				
TOTAL	49	29	386	4/21	3	49	1	96.1	TOTAL	38	21	228	2/15	3	28	0	99.5				
PASS RECEIVING			NO	YDS	AVG	LG	TD				PASS RECEIVING			NO	YDS	AVG	LG	TD			
E. Decker			8	150	18.8	49	1				R. Wayne			5	50	10.0	14	0			
W. Welker			7	96	13.7	25	0				C. Fleener			5	38	7.6	21	1			
J. Thomas			5	41	8.2	13	1				D. Heyward-Bey			4	44	11.0	27	1			
D. Thomas			4	82	20.5	31	1				D. Brown			3	42	14.0	28	0			
K. Moreno			3	9	3.0	4	0				T. Hilton			2	27	13.5	19	0			
J. Tamme			1	7	7.0	7	0				S. Havili			1	20	20.0	20	1			
R. Hillman			1	1	1.0	1	0				J. Doyle			1	7	7.0	7	0			
TOTAL			29	386	13.3	49	3				TOTAL			21	228	10.9	28	3			
INTERCEPTIONS			NO	YDS	AVG	LG	TD				INTERCEPTIONS			NO	YDS	AVG	LG	TD			
											P. Angerer			1	4	4.0	4	0			
TOTAL			0	0	0.0	—	0				TOTAL			1	4	4.0	4	0			
PUNTING	NO	YDS	AVG	NET	TB	IN20	LG				PUNTING	NO	YDS	AVG	NET	TB	IN20	LG			
B. Colquitt	7	331	47.3	42.3	0	1	53				P. McAfee	9	440	48.9	47.1	0	6	60			
TOTAL	7	331	47.3	42.3	0	1	53				TOTAL	9	440	48.9	47.1	0	6	60			
PUNT RETURNS			NO	YDS	AVG	FC	LG	TD				PUNT RETURNS			NO	YDS	AVG	FC	LG	TD	
T. Holliday			4	16	4.0	2	12	0				T. Hilton			3	35	11.7	3	15	0	
[DOWNED]			2	0	0.0	0	0	0				[DOWNED]			1	0	0.0	0	0	0	
[OUT OF BOUNDS]			1	0	0.0	0	0	0													
RETURNS			4	16	4.0	2	12	0				RETURNS			3	35	11.7	3	15	0	
KICKOFF RETURNS			NO	YDS	AVG	FC	LG	TD				KICKOFF RETURNS			NO	YDS	AVG	FC	LG	TD	
T. Holliday			4	123	30.8	0	56	0				C. Vaughn			3	88	29.3	0	32	0	
[TOUCHBACK]			4	0	0.0	0	0	0				L. Brazill			1	16	16.0	0	16	0	
												[TOUCHBACK]			3	0	0.0	0	0	0	
RETURNS			4	123	30.8	0	56	0				RETURNS			4	104	26.0	0	32	0	
Denver Broncos	Own			Opp.			Out			Indianapolis Colts	Own			Opp.			Out				
FUMBLES	Fum	Lost	Rec.	Yds	TD	FF	Rec.	Yds	TD	Bnds	FUMBLES	Fum	Lost	Rec.	Yds	TD	FF	Rec.	Yds	TD	Bnds
T. Holliday	2	1	1	0	0	0	0	0	0	0	T. Richardson	1	1	0	0	0	0	0	0	0	0
R. Hillman	1	1	0	0	0	0	0	0	0	0	S. Havili	0	0	0	0	0	1	0	0	0	0
P. Manning	1	0	0	0	0	0	0	0	0	1	R. Mathis	0	0	0	0	0	1	0	0	0	0
D. Ihenacho	0	0	0	0	0	1	1	0	0	0	E. Walden	0	0	0	0	0	1	0	0	0	0
											A. Bethea	0	0	0	0	0	0	1	0	0	0
											S. Brown	0	0	0	0	0	0	1	0	0	0
TOTAL	4	2	1	0	0	1	1	0	0	1	TOTAL	1	1	0	0	0	3	2	0	0	0

FINAL TEAM STATISTICS													
	BRONCOS			COLTS				BRONCOS			COLTS		
TOTAL FIRST DOWNS	23			19			FGs - PATs Had Blocked	0-0			0-0		
By Rushing	2			5			Net Punting Average	42.3			47.1		
By Passing	19			11			TOTAL RETURN YARDAGE (Not Including Kickoffs)	16			39		
By Penalty	2			3			No. and Yards Punt Returns	4-16			3-35		
THIRD DOWN EFFICIENCY	5-16-31%			5-17-29%			No. and Yards Kickoff Returns	4-123			4-104		
FOURTH DOWN EFFICIENCY	1-1-100%			0-0-0%			No. and Yards Interception Returns	0-0			1-4		
TOTAL NET YARDS	429			334			PENALTIES Number and Yards	12-103			6-52		
Total Offensive Plays (inc. times thrown passing)	73			71			FUMBLES Number and Lost	4-2			1-1		
Average gain per offensive play	5.9			4.7			TOUCHDOWNS	4			4		
NET YARDS RUSHING	64			121			Rushing	1			1		
Total Rushing Plays	20			31			Passing	3			3		
Average gain per rushing play	3.2			3.9			EXTRA POINTS Made-Attempts	3-4			4-4		
Tackles for a loss-number and yards	2-3			5-9			Kicking Made-Attempts	3-3			4-4		
NET YARDS PASSING	365			213			Passing Made-Attempts	0-1			0-0		
Times thrown - yards lost attempting to pass	4-21			2-15			FIELD GOALS Made-Attempts	2-2			3-3		
Gross yards passing	386			228			RED ZONE EFFICIENCY	3-5-60%			3-4-75%		
PASS ATTEMPTS-COMPLETIONS-HAD INTERCEPTED	49-29-1			38-21-0			GOAL TO GO EFFICIENCY	1-3-33%			0-1-0%		
Avg gain per pass play (inc.# thrown passing)	6.9			5.3			SAFETIES	0			1		
KICKOFFS Number-In End Zone-Touchbacks	8-6-3			8-8-4			FINAL SCORE	33			39		
PUNTS Number and Average	7-47.3			9-48.9			TIME OF POSSESSION	28:13			31:47		
Had Blocked	0			0									

BRONCOS DEFENSIVE STATISTICS																	
(Press Box Totals)																	
PLAYER	UT	A	TT	S-YDS	I-YDS	PD	FF	FR	PLAYER	UT	A	TT	S-YDS	I-YDS	PD	FF	FR
D. Ihenacho	5	4	9	0-0	0-0	0	1	1	V. Miller	2	0	2	0-0	0-0	0	0	0
P. Lenon	3	5	8	0-0	0-0	2	0	0	T. Knighton	1	1	2	1-7	0-0	0	0	0
D. Trevathan	2	6	8	0-0	0-0	1	0	0	N. Irving	1	1	2	0-0	0-0	0	0	0
C. Harris Jr.	5	2	7	0-0	0-0	1	0	0	C. Bailey	1	1	2	0-0	0-0	0	0	0
R. Moore	3	2	5	0-0	0-0	0	0	0	S. Williams	0	2	2	0-0	0-0	0	0	0
D. Rodgers-Cromartie	4	0	4	0-0	0-0	1	0	0	S. Phillips	1	0	1	1-8	0-0	0	0	0
K. Webster	2	1	3	0-0	0-0	1	0	0	M. Unrein	0	1	1	0-0	0-0	0	0	0
K. Vickerson	2	1	3	0-0	0-0	0	0	0	R. Ayers	0	1	1	0-0	0-0	0	0	0
M. Jackson	1	2	3	0-0	0-0	1	0	0	TEAM TOTALS	33	30	63	2-15	0-0	7	1	1



# Denver 45, Washington 21

Sunday, Oct. 27, 2013 • 2:25 p.m. MDT • Sports Authority Field at Mile High • Denver

**WEATHER:** Mostly Sunny, 69°, Wind W 8 mph • **TIME:** 3:18 • **ATTENDANCE:** 77,031

Coming off their first loss of the season, the Denver Broncos hosted and defeated former Head Coach Mike Shanahan and the Washington Redskins 45-21 at Sports Authority Field at Mile High.

After falling behind 21-7 early in the third quarter, the Broncos scored a team-record 38 second-half points, including 31 in the fourth quarter, to get the win.

Denver forced the Redskins to punt on the game's opening series and was able to score the first points of the game when quarterback Peyton Manning connected with wide receiver Wes Welker on a 6-yard touchdown pass.

Denver's defense was stout against Washington's offense and their versatile QB Robert Griffin III much of the first half, forcing four punts before allowing the Redskins to score.

Griffin III (15-of-30 for 132 yds., 1 TD, 2 INTs) led Washington on a 16-play, 95-yard drive at the end of the second quarter that concluded with a 7-yard touchdown reception by wide receiver Leonard Hankerson to tie the game at 7-7 entering halftime.

The Redskins got off to a fast start in the third quarter as running back Alfred Morris scored on a 1-yard run on Washington's opening drive. On the ensuing series, cornerback DeAngelo Hall intercepted Manning and returned it 26 yards for a touchdown to give Washington a 21-7 lead early in the second half.

Denver was able to shrink the deficit on the next series as rookie running back Montee Ball scored his first career touchdown on a 4-yard run.

The Broncos scored on each of their first three offensive series of the fourth quarter as Manning (30-of-44 for 354 yds., 4 TDs, 3 INTs) threw touchdown passes to tight end Joel Dreessen and running back Knowshon Moreno and kicker Matt Prater made a 19-yard field goal to give the Broncos a 31-21 lead early in the last frame.

The Broncos defense was dominant in the fourth quarter as they forced five turnovers, two punts and allowed zero points.

The first turnover occurred when linebacker Von Miller strip-sacked Griffin III for his first sack of the season and defensive end Derek Wolfe recovered the ball. Two series later, cornerback Chris Harris recorded Denver's first interception on an errant Griffin III throw.

After Griffin III was knocked out of the game due to injury, backup quarterback Kirk Cousins took over for Washington. On Cousins' first drive, cornerback Dominique Rodgers-Cromartie snared his pass and returned the ball 75 yards for a touchdown.

The turnover was followed by another interception on Washington's ensuing series as defensive end Shaun Phillips caught a Cousins' pass to seal the game and extend the Broncos record to 7-1 entering the bye week.

## OFFICIALS:

**Referee** — Ron Winter (14); **Umpire** — Carl Paganelli (124); **Head Linesman** — Jim Howey (37); **Line Judge** — Gary Arthur (108); **Side Judge** — Tom Hill (97); **Field Judge** — Scott Steenson (88); **Back Judge** — Greg Steed (12); **Replay** — Jim Lapetina.

## DENVER BRONCOS

### OFFENSE

**WR** 88 D. Thomas  
**LT** 75 C. Clark  
**LG** 68 Z. Beadles  
**C** 66 M. Ramirez  
**RG** 65 L. Vazquez  
**RT** 74 O. Franklin  
**TE** 80 J. Thomas  
**WR** 87 E. Decker  
**WR** 83 W. Welker  
**QB** 18 P. Manning  
**RB** 27 K. Moreno

### DEFENSE

**LDE** 95 D. Wolfe  
**DT** 99 K. Vickerson  
**NT** 94 T. Knighton  
**RDE** 90 S. Phillips  
**SLB** 58 V. Miller  
**MLB** 52 W. Woodyard  
**WLB** 59 D. Trevathan  
**LCB** 25 C. Harris Jr.  
**RCB** 45 D. Rodgers-Cromartie  
**SS** 33 D. Ihenacho  
**FS** 26 R. Moore

**BRONCOS SUBSTITUTIONS:** P 4 B.Colquitt, K 5 M.Prater, WR 11 T.Holliday, WR 12 A.Caldwell, S 20 M.Adams, RB 22 C.Anderson, CB 23 Q.Jammer, RB 28 M.Ball, S 30 D.Bruton, S 31 O.Bolden, CB 36 K.Webster, LS 46 A.Brewer, LB 51 P.Lenon, LB 53 S.Johnson, LB 56 N.Irving, C 60 S.Vallos, TE 81 J.Dreessen, TE 84 J.Tamme, TE 85 V.Green, DE 91 R.Ayers, DT 96 M.Unrein, DE 97 M.Jackson. **DID NOT PLAY:** QB 17 B.Osweiler, T 77 W.Justice. **INACTIVE:** QB 2 Z.Dysert, RB 21 R.Hillman, CB 24 C.Bailey, CB 32 T.Carter, G 72 J.Moffitt, G 73 C.Kuper, DT 92 S.Williams.

## WASHINGTON REDSKINS

### OFFENSE

**WR** 88 P. Garcon  
**LT** 71 T. Williams  
**LG** 78 K. Lichtensteiger  
**C** 63 W. Montgomery  
**RG** 66 C. Chester  
**RT** 74 T. Polumbus  
**TE** 82 L. Paulsen  
**WR** 15 J. Morgan  
**QB** 10 R. Griffin  
**TE** 86 J. Reed  
**RB** 46 A. Morris

### DEFENSE

**CB** 39 D. Amerson  
**NT** 96 B. Cofield  
**RDE** 72 S. Bowen  
**LOLB** 91 R. Kerrigan  
**MLB** 59 L. Fletcher  
**JLB** 56 P. Riley  
**ROLB** 98 B. Orakpo  
**LCB** 23 D. Hall  
**RCB** 26 J. Wilson  
**SS** 48 J. Gumbs  
**FS** 30 E. Biggers

**REDSKINS SUBSTITUTIONS:** K 2 K.Forbath, P 6 S.Rocca, WR 11 A.Robinson, QB 12 K.Cousins, RB 22 E.Royster, S 24 B.Rambo, RB 29 R.Helu, S 32 J.Pugh, S 34 T.Robinson, FB 36 D.Young, LS 40 K.Nelson, CB 45 J.Murphy, LB 50 R.Jackson, LB 54 D.Tapp, LB 55 N.Barnett, LB 58 J.Hull, DL 64 K.Golston, T 68 T.Compton, G 73 A.Gettis, TE 84 N.Paul, WR 85 L.Hankerson, WR 89 S.Moss, DL 92 C.Baker, DT 99 J.Jenkins. **INACTIVE:** QB 8 R.Grossman, RB 25 C.Thompson, S 37 R.Doughty, LB 51 B.Jenkins, G 67 J.LeRibeus, TE 83 F.Davis, NT 95 C.Neid.

		1	2	3	4	OT	TOTAL	FIELD GOALS (made ( ) missed)
<b>VISITOR</b>	Washington Redskins	0	7	14	0	—	21	
<b>HOME</b>	Denver Broncos	7	0	7	31	—	45	Prater (19)

Team	Qtr	Clock Time	PLAY DESCRIPTION (Extra Point) (Drive Info)	SCORE Visitor Home
BRONCOS	1	10:02	W. Welker 6 yd. pass from P. Manning (M. Prater kick) (9-77, 3:40)	0 7
REDSKINS	2	0:19	L. Hankerson 7 yd. pass from R. Griffin (K. Forbath kick) (16-95, 7:03)	7 7
REDSKINS	3	11:34	A. Morris 1 yd. run (K. Forbath kick) (3-19, 1:22)	14 7
REDSKINS	3	11:25	D. Hall 26 yd. interception return (K. Forbath kick)	21 7
BRONCOS	3	7:48	M. Ball 4 yd. run (M. Prater kick) (11-75, 3:37)	21 14
BRONCOS	4	14:56	J. Dreessen 1 yd. pass from P. Manning (M. Prater kick) (16-83, 4:59)	21 21
BRONCOS	4	14:19	K. Moreno 35 yd. pass from P. Manning (M. Prater kick) (1-35, 0:10)	21 28
BRONCOS	4	11:14	M. Prater 19 yd. Field Goal (5-23, 2:01)	21 31
BRONCOS	4	6:35	D. Thomas 35 yd. pass from P. Manning (M. Prater kick) (2-25, 0:34)	21 38
BRONCOS	4	2:07	D. Rodgers-Cromartie 75 yd. interception return (M. Prater kick)	21 45





## Denver 28, San Diego 20

Sunday, Nov. 10, 2013 • 1:25 p.m. PST • Qualcomm Stadium • San Diego

WEATHER: Sunny, 78°, Wind SSW 6 mph • TIME: 3:01 • ATTENDANCE: 68,847

The Denver Broncos defeated the San Diego Chargers 28-20 to give Owner & CEO Pat Bowlen his 300th career win making him the first owner in professional football history to reach that milestone in just 30 years.

Denver jumped out early, forcing a San Diego punt on the opening series of the game. Three plays later, quarterback Peyton Manning (25-of-36 for 330 yds., 4 TDs, 0 INT) connected with tight end Julius Thomas for a 74-yard touchdown reception to give the Broncos the early lead.

The Chargers' second offensive possession was a steady 14 play, 72-yard drive that took nearly 10 minutes and resulted in a 26-yard field goal by kicker Nick Novak on the first play of the second quarter.

San Diego's defense forced the Broncos to consecutive three-and-out series and were able to cut the deficit to 7-6 after Novak converted his second field goal of the game.

Manning and the Broncos offense were able to respond with another touchdown drive as Manning completed an 11-yard touchdown pass to wide receiver Demaryius Thomas.

After Novak missed a 37-yard field goal attempt, Manning led the two-minute offense on a nine-play scoring drive to end the half. He completed 8-of-9 passes on the series for 73 yards which concluded with a 7-yard touchdown reception by Demaryius Thomas.

Despite losing the time of possession battle 22:29-7:31, Denver entered halftime with a 21-6 lead.

The Broncos scored on the opening drive of the second half when Demaryius Thomas (7 rec. for 108 yds., 3 TDs) caught his third receiving touchdown of the game from Manning to tie a franchise single-game record.

San Diego was forced to punt on their first possession of the third quarter, but got the ball back two plays later when linebacker Tourek Williams strip-sacked Manning and linebacker Donald Butler recovered the ball at Denver's 11-yard line. Two plays later, quarterback Philip Rivers (19-of-29 for 218 yds., 1 TD, 0 INT) completed a 7-yard pass to running back Danny Woodhead to bring the score to 28-13.

Both teams were held scoreless the rest of the third quarter, but the Chargers were able to close the gap to 28-20 on a 1-yard touchdown run by running back Ryan Mathews with 10:42 left.

After the score, Denver was able to execute an eight-play drive that accumulated 3:59 before punting the ball to San Diego.

The Broncos defense was stout against the Chargers offense and forced San Diego to punt with 3:26 left.

Denver's offense maintained control of the ball and converted three critical first downs to preserve the 28-20 victory and extend the team's consecutive AFC West win streak to eight games.

### OFFICIALS:

**Referee** — Tony Corrente (99); **Umpire** — Fred Bryan (11); **Head Linesman** — George Hayward (54); **Line Judge** — Darryll Lewis (130); **Side Judge** — Ron Torbert (62); **Field Judge** — Gary Cavaletto (60); **Back Judge** — Greg Wilson (119); **Replay** — Howard Slavin.

### DENVER BRONCOS

#### OFFENSE

**WR** 88 D. Thomas  
**LT** 75 C. Clark  
**LG** 68 Z. Beadles  
**C** 66 M. Ramirez  
**RG** 65 L. Vasquez  
**RT** 74 O. Franklin  
**TE** 80 J. Thomas  
**WR** 87 E. Decker  
**WR** 83 W. Welker  
**QB** 18 P. Manning  
**RB** 27 K. Moreno

#### DEFENSE

**LDE** 95 D. Wolfe  
**DT** 99 K. Vickerson  
**NT** 94 T. Knighton  
**RDE** 90 S. Phillips  
**SLB** 58 V. Miller  
**MLB** 52 W. Woodyard  
**WLB** 59 D. Trevathan  
**LCB** 25 C. Harris Jr.  
**RCB** 23 Q. Jammer  
**SS** 20 M. Adams  
**FS** 26 R. Moore

**BRONCOS SUBSTITUTIONS:** P 4 B.Colquitt, K 5 M.Prater, WR 11 T.Holliday, WR 12 A.Caldwell, RB 22 C.Anderson, RB 28 M.Ball, S 30 D.Bruton, S 31 O.Bolden, CB 32 T.Carter, CB 36 K.Webster, CB 45 D.Rodgers-Cromartie, LS 46 A.Brewer, LB 51 P.Lenon, LB 53 S.Johnson, LB 56 N.Irving, C 60 S.Vallos, TE 81 J.Dreessen, TE 84 J.Tamme, TE 85 V.Green, DE 91 R.Ayers, DT 96 M.Unrein, DE 97 M.Jackson. **DID NOT PLAY:** QB 17 B.Osweller, T 77 W.Justice. **INACTIVE:** QB 2 Z.Dysert, RB 21 R.Hillman, CB 24 C.Bailey, S 33 D.Ihenacho, C 50 J.Walton, G 73 C.Kuper, DT 92 S.Williams.

### SAN DIEGO CHARGERS

#### OFFENSE

**TE** 89 L. Green  
**WR** 13 K. Allen  
**LT** 77 K. Dunlap  
**LG** 63 J. Troutman  
**C** 61 N. Hardwick  
**RG** 66 J. Clary  
**RT** 76 D. Fluker  
**TE** 85 A. Gates  
**WR** 11 E. Royal  
**QB** 17 P. Rivers  
**RB** 24 R. Mathews

#### DEFENSE

**RE** 94 C. Liuget  
**DT** 90 T. Keiser  
**LE** 91 K. Reyes  
**OLB** 51 L. English  
**ILB** 50 M. Te'o  
**ILB** 56 D. Butler  
**CB** 26 J. Patrick  
**LCB** 22 D. Cox  
**RCB** 29 S. Wright  
**SS** 38 M. Gilchrist  
**FS** 32 E. Weddle

**CHARGERS SUBSTITUTIONS:** P 5 M.Scifres, K 9 N.Novak, WR 16 S.Ajirotutu, CB 20 C.Butler, RB 23 R.Brown, S 25 D.Stuckey, CB 31 R.Marshall, FB 33 L.McClain, S 37 J.Addae, RB 39 D.Woodhead, LS 47 M.Windt, ILB 52 R.Walker, OLB 58 T.Williams, ILB 59 A.Gachkar, DE 71 L.Guy, C 67 R.Ohrnberger, G 78 C.Rinehart, TE 83 J.Phillips, WR 86 V.Brown, DT 92 C.Thomas, DT 95 K.Geathers, ILB 97 B.Bird, DE 98 S.Lissemore. **DID NOT PLAY:** QB 6 C.Whitehurst, **INACTIVE:** QB 4 B.Sorensen, WR-KR 10 L.Hawkins, SS 28 B.Taylor, T 60 M.Remmers, T 67 N.Becton, G-T 70 S.Schilling, OLB 96 J.Johnson.

		1	2	3	4	OT	TOTAL	FIELD GOALS (made ( ) missed)	
<b>VISITOR</b>	Denver Broncos	7	14	7	0	—	28		
<b>HOME</b>	San Diego Chargers	0	6	7	7	—	20	N. Novak (26) (40) 37WL	
Team	Qtr	Clock Time	PLAY DESCRIPTION (Extra Point) (Drive Info)					SCORE	
								Visitor	Home
BRONCOS	1	9:18	J. Thomas 74 yd. pass from P. Manning (M. Prater kick) (3-85, 0:57)					7	0
CHARGERS	2	14:58	N. Novak 26 yd. Field Goal (14-72, 9:20)					7	3
CHARGERS	2	9:05	N. Novak 40 yd. Field Goal (5-37, 1:59)					7	6
BRONCOS	2	6:38	D. Thomas 11 yd. pass from P. Manning (M. Prater kick) (7-80, 2:27)					14	6
BRONCOS	2	0:13	D. Thomas 7 yd. pass from P. Manning (M. Prater kick) (9-73, 1:25)					21	6
BRONCOS	3	11:34	D. Thomas 34 yd. pass from P. Manning (M. Prater kick) (8-78, 3:26)					28	6
CHARGERS	3	8:38	D. Woodhead 7 yd. pass from P. Rivers (N. Novak kick) (2-11, 0:52)					28	13
CHARGERS	4	10:42	R. Mathews 1 yd. run (N. Novak kick) (9-60, 4:47)					28	20

## FINAL INDIVIDUAL STATISTICS

Denver Broncos											San Diego Chargers										
RUSHING		ATT	YDS	AVG	LG	TD	RUSHING		ATT	YDS	AVG	LG	TD								
K. Moreno		15	65	4.3	9	0	R. Mathews		14	59	4.2	35	1								
M. Ball		5	20	4.0	12	0	R. Brown		9	36	4.0	7	0								
P. Manning		2	-1	-0.5	0	0	D. Woodhead		6	27	4.5	8	0								
							P. Rivers		5	7	1.4	3	0								
							E. Weddle		1	2	2.0	2	0								
TOTAL		22	84	3.8	12	0	TOTAL		35	131	3.7	35	1								
		TKD/							TKD/												
PASSING	ATT	CMP	YDS	YD	TD	LG	IN	Rtg.	PASSING	ATT	CMP	YDS	YD	TD	LG	IN	Rtg.				
P. Manning	36	25	330	2/17	4	74	0	135.2	P. Rivers	29	19	218	4/20	1	30	0	99.5				
TOTAL	36	25	330	2/17	4	74	0	135.2	TOTAL	29	19	218	4/20	1	30	0	99.5				
PASS RECEIVING			NO	YDS	AVG	LG	TD	PASS RECEIVING			NO	YDS	AVG	LG	TD						
K. Moreno			8	49	6.1	11	0	A. Gates			4	62	15.5	24	0						
D. Thomas			7	108	15.4	34	3	K. Allen			4	41	10.3	18	0						
J. Thomas			3	96	32.0	74	1	D. Woodhead			4	17	4.3	7	1						
E. Decker			3	52	17.3	34	0	V. Brown			3	35	11.7	15	0						
W. Welker			3	21	7.0	11	0	E. Royal			2	36	18.0	30	0						
V. Green			1	4	4.0	4	0	L. Green			1	25	25.0	25	0						
								R. Mathews			1	2	2.0	2	0						
TOTAL			25	330	13.2	74	4	TOTAL			19	218	11.5	30	1						
INTERCEPTIONS			NO	YDS	AVG	LG	TD	INTERCEPTIONS			NO	YDS	AVG	LG	TD						
TOTAL			0	0	0.0	—	0	TOTAL			0	0	0.0	—	0						
PUNTING	NO	YDS	AVG	NET	TB	IN20	LG	PUNTING	NO	YDS	AVG	NET	TB	IN20	LG						
B. Colquitt	5	233	46.6	42.6	1	0	59	M. Scifres	5	238	47.6	46.4	0	4	61						
TOTAL	5	233	46.6	42.6	1	0	59	TOTAL	5	238	47.6	46.4	0	4	61						
PUNT RETURNS			NO	YDS	AVG	FC	LG	TD	PUNT RETURNS			NO	YDS	AVG	FC	LG	TD				
T. Holliday			2	6	3.0	3	6	0	K. Allen			0	0	0.0	3	0	0				
									[DOWNED]			1	0	0.0	0	0	0				
									[TOUCHBACK]			1	0	0.0	0	0	0				
RETURNS			2	6	3.0	3	6	0	RETURNS			0	0	0.0	3	—	0				
KICKOFF RETURNS			NO	YDS	AVG	FC	LG	TD	KICKOFF RETURNS			NO	YDS	AVG	FC	LG	TD				
T. Holliday			4	103	25.8	0	30	0	[TOUCHBACK]			5	0	0.0	0	0	0				
[TOUCHBACK]			1	0	0.0	0	0	0													
RETURNS			4	103	25.8	0	30	0	RETURNS			0	0	0.0	0	—	0				
Denver Broncos		Own			Opp.			Out		San Diego Chargers		Own			Opp.			Out			
FUMBLES	Fum	Lost	Rec.	Yds	TD	FF	Rec.	Yds	TD	Bnds	FUMBLES	Fum	Lost	Rec.	Yds	TD	FF	Rec.	Yds	TD	Bnds
T. Holliday	1	0	1	0	0	0	0	0	0	0	P. Rivers	1	0	1	-4	0	0	0	0	0	0
P. Manning	1	1	0	0	0	0	0	0	0	0	T. Williams	0	0	0	0	0	1	0	0	0	0
											D. Butler	0	0	0	0	0	0	1	0	0	0
TOTAL	2	1	1	0	0	0	0	0	0	0	TOTAL	1	0	1	-4	0	1	1	0	0	0

## FINAL TEAM STATISTICS

	BRONCOS		CHARGERS			BRONCOS		CHARGERS	
TOTAL FIRST DOWNS		22		20	FGs - PATs Had Blocked		0-0		0-0
By Rushing		5		7	Net Punting Average		42.6		46.4
By Passing		17		11	TOTAL RETURN YARDAGE (Not Including Kickoffs)		6		0
By Penalty		0		2	No. and Yards Punt Returns		2-6		0-0
THIRD DOWN EFFICIENCY	3-8-38%		7-16-44%		No. and Yards Kickoff Returns		4-103		0-0
FOURTH DOWN EFFICIENCY	0-0-0%		1-1-100%		No. and Yards Interception Returns		0-0		0-0
TOTAL NET YARDS		397		329	PENALTIES Number and Yards		3-28		6-40
Total Offensive Plays (inc. times thrown passing)		60		68	FUMBLES Number and Lost		2-1		1-0
Average gain per offensive play		6.6		4.8	TOUCHDOWNS		4		2
NET YARDS RUSHING		84		131	Rushing		0		1
Total Rushing Plays		22		35	Passing		4		1
Average gain per rushing play		3.8		3.7	EXTRA POINTS Made-Attempts		4-4		2-2
Tackles for a loss-number and yards		1-2		2-5	Kicking Made-Attempts		4-4		2-2
NET YARDS PASSING		313		198	FIELD GOALS Made-Attempts		0-0		2-3
Times thrown - yards lost attempting to pass		2-17		4-20	RED ZONE EFFICIENCY		2-2-100%		2-4-50%
Gross yards passing		330		218	GOAL TO GO EFFICIENCY		1-1-100%		1-1-100%
PASS ATTEMPTS-COMPLETIONS-HAD INTERCEPTED	36-25-0		29-19-0		SAFETIES		0		0
Avg gain per pass play (inc.# thrown passing)		8.2		6.0	FINAL SCORE		28		20
KICKOFFS Number-In End Zone-Touchbacks	5-5-5		5-5-1		TIME OF POSSESSION		21:57		38:03
PUNTS Number and Average	5-46.6		5-47.6						
Had Blocked		0		0					

## BRONCOS DEFENSIVE STATISTICS

(Press Box Totals)																	
PLAYER	UT	A	TT	S-YDS	I-YDS	PD	FF	FR	PLAYER	UT	A	TT	S-YDS	I-YDS	PD	FF	FR
D. Trevathan	9	2	11	0-0	0-0	0	0	0	T. Knighton	2	0	2	1-3	0-0	0	0	0
W. Woodyard	5	6	11	0-0	0-0	1	0	0	D. Bruton	2	0	2	0-0	0-0	0	0	0
K. Vickerson	6	0	6	0-0	0-0	1	0	0	R. Moore	1	1	2	0-0	0-0	1	0	0
V. Miller	5	1	6	1-2	0-0	0	0	0	D. Wolfe	1	0	1	1-5	0-0	0	0	0
C. Harris Jr.	5	0	5	0-0	0-0	2	0	0	S. Phillips	1	0	1	1-10	0-0	0	0	0
K. Webster	4	1	5	0-0	0-0	1	0	0	R. Ayers	1	0	1	0-0	0-0	0	0	0
D. Rodgers-Cromarie	4	0	4	0-0	0-0	0	0	0	N. Irving	1	0	1	0-0	0-0	0	0	0
M. Adams	3	1	4	0-0	0-0	0	0	0	J. Tamme	0	1	1	0-0	0-0	0	0	0
Q. Jammer	3	0	3	0-0	0-0	1	0	0	M. Unrein	0	1	1	0-0	0-0	0	0	0
M. Jackson	2	1	3	0-0	0-0	0	0	0	TEAM TOTALS	55	15	70	4-20	0-0	7	0	0





# Denver 27, Kansas City 17

Sunday, Nov. 17, 2013 • 6:30 p.m. MST • Sports Authority Field at Mile High • Denver

WEATHER: Clear, 43°, Wind E 6 mph • TIME: 3:38 • ATTENDANCE: 77,076

The Denver Broncos defeated the previously undefeated Kansas City Chiefs 27-17 in a game that boasted the highest winning percentage (.944 / 17-1) for a game 11 weeks into the season since the 1970 NFL-AFL merger.

After forcing the Chiefs to punt on their first offensive series, the Broncos orchestrated a scoring drive which resulted in a season-long 54-yard field goal by kicker Matt Prater to give Denver the early lead.

The defenses controlled much of the first quarter as the teams combined for four total punts and two takeaways.

After recovering a Chiefs' fumble, Broncos quarterback Peyton Manning (24-of-40 for 323 yds., 1 TD, 0 INT) led the offense on a touchdown drive highlighted by a 70-yard reception by wide receiver Demaryius Thomas (5 rec. for 121 yds., 0 TD) that put Denver deep in Kansas City territory. Two plays later, Manning connected with tight end Julius Thomas on a 9-yard pass in the end zone.

The Chiefs got on the scoreboard at the beginning of the second quarter as quarterback Alex Smith led Kansas City on an 11-play, 80-yard drive. Wide receiver Dwayne Bowe (4 rec. for 57 yds., 1 TD) caught a 6-yard touchdown pass from Smith to bring the score to 10-7.

On the ensuing series, Manning coordinated an efficient drive as he completed 5-of-6 passes for 66 yards. Rookie running back Montee Ball scored on a 1-yard carry to conclude the 10-play, 79-yard series.

Kansas City kicker Ryan Succop made a 20-yard field goal toward the end of the quarter to cut the deficit to 17-10 at halftime.

Defense was the story of the third quarter as the teams combined for six consecutive punts to open the second half. Brothers and dueling punters Britton and Dustin Colquitt registered 13 total kicks on the day as each team battled for field position.

Ball was able to score his second touchdown of the game on an 8-yard run toward the end of the third quarter to increase Denver's lead to 24-10.

After forcing the Chiefs to their seventh punt of the game, Prater made a 36-yard field goal to give Denver a 27-10 advantage—its largest lead of the day.

Smith (21-of-45 for 230 yds., 2 TD, 0 INT) threw his second touchdown of the game when he completed a 10-yard pass to tight end Anthony Fasano.

The score would represent the Chiefs' last points of the game as Denver's defense thwarted a late rally by Kansas City.

The victory gave Denver its ninth consecutive win over AFC West opponents as the Broncos improved to 9-1 and moved to the top spot in the division.

## OFFICIALS:

**Referee** — John Parry (132); **Umpire** — Dan Ferrell (64); **Head Linesman** — Derick Bowers (74); **Line Judge** — Adrian Hill (29); **Side Judge** — Joe Larrew (73); **Field Judge** — Scott Edwards (3); **Back Judge** — Perry Paganelli (46); **Replay** — Bobby McGrath.

## DENVER BRONCOS

### OFFENSE

**WR**88D. Thomas  
**LT** 75 C. Clark  
**LG** 68 Z. Beadles  
**C** 66 M. Ramirez  
**RG** 65 L. Vazquez  
**RT** 74 O. Franklin  
**TE** 80 J. Thomas  
**WR** 87 E. Decker  
**WR** 83 W. Welker  
**QB** 18 P. Manning  
**RB** 27 K. Moreno

### DEFENSE

**LDE** 95 D. Wolfe  
**DT** 99 K. Vickerson  
**NT** 94 T. Knighton  
**RDE** 90 S. Phillips  
**SLB** 58 V. Miller  
**MLB** 52 W. Woodyard  
**WLB** 59 D. Trevathan  
**LCB** 25 C. Harris Jr.  
**RCB** 45 D. Rodgers-Cromartie  
**SS** 33 D. Ihenacho  
**FS** 26 R. Moore

**BRONCOS SUBSTITUTIONS:** P 4 B.Colquitt, K 5 M.Prater, WR 11 T.Holliday, WR 12 A.Caldwell, S 20 M.Adams, RB 22 C.Anderson, CB 23 Q.Jammer, RB 28 M.Ball, S 30 D.Bruton, S 31 O.Bolden, CB 36 K.Webster, LS 46 A.Brewer, LB 51 P.Lenon, LB 53 S.Johnson, C 60 S.Vallos, TE 81 J.Dreessen, TE 84 J.Tamme, TE 85 V.Green, DE 91 R.Ayers, DT 92 S.Williams, DT 96 M.Unrein, DE 97 M.Jackson. **DID NOT PLAY:** QB 17 B.Osweiler, T 77 W.Justice. **INACTIVE:** QB 2 Z.Dysert, RB 21 R.Hillman, CB 24 C.Bailey, CB 32 T.Carter, C 50 J.Walton, LB 56 N.Irving, G 73 C.Kuper.

## KANSAS CITY CHIEFS

### OFFENSE

**WR** 17 D. Avery  
**LT** 76 B. Albert  
**LG** 71 J. Allen  
**C** 61 R. Hudson  
**RG** 73 J. Asamoah  
**RT** 72 E. Fisher  
**TE** 80 A. Fasano  
**WR** 82 D. Bowe  
**QB** 11 A. Smith  
**RB** 25 J. Charles  
**TE** 84 S. McGrath

### DEFENSE

**NT** 92 D. Poe  
**RDE** 70 M. Devito  
**LOLB** 50 J. Houston  
**RILB** 56 D. Johnson  
**ROLB** 91 T. Hali  
**LCB** 24 B. Flowers  
**RCB** 27 S. Smith  
**CB** 31 M. Cooper  
**S** 35 Q. Demps  
**SS** 29 E. Berry  
**FS** 23 K. Lewis

**CHIEFS SUBSTITUTIONS:** P 2 D.Colquitt, K 6 R.Succop, WR 15 A.Jenkins, WR 19 K.Williams, WR 22 D.McCluster, DB 26 S.Cummings, RB 32 C.Gray, RB 34 K.Davis, CB 38 R.Parker, S 39 H.Abdullah, FB 42 A.Sherman, LS 43 T.Gafford, LB 51 F.Zombo, LB 52 J.Johnson, LB 54 D.Moses, LB 55 A.Jordan, G/T 74 G.Schwartz, DE 77 M.Catapano, OL 79 D.Stephenson, WR 88 J.Hemingway, DE 94 T.Jackson, DL 97 A.Bailey, DT 98 A.Toribio. **DID NOT PLAY:** QB 10 C.Daniel. **INACTIVE:** QB 9 T.Bray, CB 21 D.Robinson, LB 57 N.Johnson, C 64 E.Kush, OL 69 R.Watkins, G 75 R.Johnson, DT 96 J.Howard.

		1	2	3	4	OT	TOTAL	FIELD GOALS (made ( ) missed)	
VISITOR	Kansas City Chiefs	0	10	0	7	—	17	R. Succop (20)	
HOME	Denver Broncos	10	7	7	3	—	27	M. Prater (54) 52WL (36)	
Team	Qtr	Clock Time	PLAY DESCRIPTION (Extra Point) (Drive Info)					SCORE	
								Visitor	Home
BRONCOS	1	12:33	M. Prater 54 yd. Field Goal (7-17, 1:31)					0	3
BRONCOS	1	3:03	J. Thomas 9 yd. pass from P. Manning (M. Prater kick) (5-84, 2:25)					0	10
CHIEFS	2	13:23	D. Bowe 6 yd. pass from A. Smith (R. Succop kick) (11-80, 4:40)					7	10
BRONCOS	2	9:05	M. Ball 1 yd. run (M. Prater kick) (10-79, 4:18)					7	17
CHIEFS	2	2:55	R. Succop 20 yd. Field Goal (12-79, 6:10)					10	17
BRONCOS	3	2:22	M. Ball 8 yd. run (M. Prater kick) (6-65, 3:02)					10	24
BRONCOS	4	7:06	M. Prater 36 yd. Field Goal (10-62, 4:42)					10	27
CHIEFS	4	4:56	A. Fasano 10 yd. pass from A. Smith (R. Succop kick) (9-80, 2:10)					17	27



FINAL INDIVIDUAL STATISTICS																					
Kansas City Chiefs											Denver Broncos										
RUSHING		ATT	YDS	AVG	LG	TD	RUSHING		ATT	YDS	AVG	LG	TD								
J. Charles		16	78	4.9	35	0	K. Moreno		27	79	2.9	11	0								
A. Smith		5	52	10.4	25	0	M. Ball		8	25	3.1	8	2								
K. Davis		3	13	4.3	7	0	P. Manning		1	0	0.0	0	0								
A. Sherman		1	1	1.0	1	0															
TOTAL		25	144	5.8	35	0	TOTAL		36	104	2.9	11	2								
PASSING		ATT	CMP	YDS	TKD/ YD TD	LG	IN	Rtg.	PASSING		ATT	CMP	YDS	TKD/ YD TD	LG	IN	Rtg.				
A. Smith		45	21	230	3/30	2	26	0	77.1	P. Manning		40	24	323	0/0	1	70	0	94.1		
TOTAL		45	21	230	3/30	2	26	0	77.1	TOTAL		40	24	323	0/0	1	70	0	94.1		
PASS RECEIVING				NO	YDS	AVG	LG	TD	PASS RECEIVING				NO	YDS	AVG	LG	TD				
D. McCluster				5	53	10.6	18	0	W. Welker				8	72	9.0	20	0				
D. Bowe				4	57	14.3	26	1	D. Thomas				5	121	24.2	70	0				
A. Fasano				4	37	9.3	12	1	E. Decker				5	71	14.2	33	0				
S. McGrath				2	40	20.0	21	0	J. Thomas				3	43	14.3	20	1				
A. Sherman				2	18	9.0	16	0	M. Ball				3	16	5.3	11	0				
J. Charles				2	-6	-3.0	-1	0													
D. Avery				1	20	20.0	20	0													
K. Davis				1	11	11.0	11	0													
TOTAL				21	230	11.0	26	2	TOTAL				24	323	13.5	70	1				
INTERCEPTIONS				NO	YDS	AVG	LG	TD	INTERCEPTIONS				NO	YDS	AVG	LG	TD				
TOTAL				0	0	0.0	—	0	TOTAL				0	0	0.0	—	0				
PUNTING		NO	YDS	AVG	NET	TB	IN20	LG	PUNTING		NO	YDS	AVG	NET	TB	IN20	LG				
D. Colquitt		7	358	51.1	40.1	3	1	60	B. Colquitt		6	275	45.8	40.3	0	1	54				
TOTAL		7	358	51.1	40.1	3	1	60	TOTAL		6	275	45.8	40.3	0	1	54				
PUNT RETURNS				NO	YDS	AVG	FC	LG	TD	PUNT RETURNS				NO	YDS	AVG	FC	LG	TD		
D. McCluster				5	33	6.6	1	13	0	T. Holliday				3	17	5.7	0	12	0		
										[OUT OF BOUNDS]				1	0	0.0	0	0	0		
										[TOUCHBACK]				3	0	0.0	0	0	0		
RETURNS				5	33	6.6	1	13	0	RETURNS				3	17	5.7	0	12	0		
KICKOFF RETURNS				NO	YDS	AVG	FC	LG	TD	KICKOFF RETURNS				NO	YDS	AVG	FC	LG	TD		
K. Davis				1	23	23.0	0	23	0	T. Holliday				1	28	28.0	0	28	0		
[TOUCHBACK]				5	0	0.0	0	0	0	[TOUCHBACK]				3	0	0.0	0	0	0		
RETURNS				1	23	23.0	0	23	0	RETURNS				1	28	28.0	0	28	0		
Kansas City Chiefs											Denver Broncos										
FUMBLES	Fum	Lost	Own Rec.	Yds	TD	FF	Opp. Rec.	Yds	TD	Bnds	FUMBLES	Fum	Lost	Own Rec.	Yds	TD	FF	Opp. Rec.	Yds	TD	Bnds
A. Smith	1	0	1	0	0	0	0	0	0	0	P. Manning	1	1	0	0	0	0	0	0	0	0
A. Sherman	1	1	0	0	0	0	0	0	0	0	D. Trevathan	0	0	0	0	0	1	0	0	0	0
D. Johnson	0	0	0	0	0	0	1	11	0	0	Q. Jammer	0	0	0	0	0	0	1	0	0	0
TOTAL	2	1	1	0	0	0	1	11	0	0	TOTAL	1	1	0	0	0	1	1	0	0	0

FINAL TEAM STATISTICS									
	CHIEFS		BRONCOS			CHIEFS		BRONCOS	
TOTAL FIRST DOWNS		24		24	FGs - PATs Had Blocked		0-0		0-0
By Rushing		5		6	Net Punting Average		40.1		40.3
By Passing		14		15	TOTAL RETURN YARDAGE (Not Including Kickoffs)		33		17
By Penalty		5		3	No. and Yards Punt Returns		5-33		3-17
THIRD DOWN EFFICIENCY	4-13-31%		6-16-38%		No. and Yards Kickoff Returns		1-23		1-28
FOURTH DOWN EFFICIENCY	0-1-0%		0-0-0%		No. and Yards Interception Returns		0-0		0-0
TOTAL NET YARDS		344		427	PENALTIES Number and Yards		9-53		13-82
Total Offensive Plays (inc. times thrown passing)		73		76	FUMBLES Number and Lost		2-1		1-1
Average gain per offensive play		4.7		5.6	TOUCHDOWNS		2		3
NET YARDS RUSHING		144		104	Rushing		0		2
Total Rushing Plays		25		36	Passing		2		1
Average gain per rushing play		5.8		2.9	EXTRA POINTS Made-Attempts		2-2		3-3
Tackles for a loss-number and yards		1-3		1-1	Kicking Made-Attempts		2-2		3-3
NET YARDS PASSING		200		323	FIELD GOALS Made-Attempts		1-1		2-3
Times thrown - yards lost attempting to pass	3-30		0-0		RED ZONE EFFICIENCY	2-4-50%		3-4-75%	
Gross yards passing		230		323	GOAL TO GO EFFICIENCY	2-3-67%		2-2-100%	
PASS ATTEMPTS-COMPLETIONS-HAD INTERCEPTED	45-21-0		40-24-0		SAFETIES		0		0
Avg gain per pass play (inc.# thrown passing)		4.2		8.1	FINAL SCORE		17		27
KICKOFFS Number-In End Zone-Touchbacks	4-4-3		6-6-5		TIME OF POSSESSION		30:07		29:53
PUNTS Number and Average	7-51.1		6-45.8						
Had Blocked		0		0					

BRONCOS DEFENSIVE STATISTICS																	
(Press Box Totals)																	
PLAYER	UT	A	TT	S-YDS	I-YDS	PD	FF	FR	PLAYER	UT	A	TT	S-YDS	I-YDS	PD	FF	FR
S. Phillips	7	3	10	1.5-12.5	0-0	2	0	0	R. Moore	2	0	2	0-0	0-0	1	0	0
D. Trevathan	6	4	10	0-0	0-0	0	1	0	M. Unrein	2	0	2	0-0	0-0	0	0	0
W. Woodyard	1	4	5	0-0	0-0	0	0	0	K. Vickerson	0	2	2	0-0	0-0	0	0	0
K. Webster	3	0	3	0-0	0-0	1	0	0	T. Knighton	0	2	2	0-0	0-0	0	0	0
D. Ihenacho	3	0	3	0-0	0-0	0	0	0	Q. Jammer	1	0	1	0-0	0-0	2	0	1
M. Adams	3	0	3	0-0	0-0	0	0	0	S. Johnson	1	0	1	0-0	0-0	0	0	0
C. Harris Jr.	3	0	3	0-0	0-0	0	0	0	V. Miller	0	1	1	0-0	0-0	0	0	0
M. Jackson	1	2	3	0.5-3.5	0-0	2	0	0	D. Rodgers-Cromartie	0	0	0	0-0	0-0	2	0	0
D. Wolfe	2	0	2	1-14	0-0	0	0	0	TEAM TOTALS	35	18	53	3-30	0-0	10	1	1



# New England 34, Denver 31

Sunday, Nov. 24, 2013 • 8:30 p.m. EST • Gillette Stadium • Foxborough, Mass.

**WEATHER:** Clear, Windy and Cold, 22°, Wind WNW 22 mph • **TIME:** 3:53 • **ATTENDANCE:** 68,756

The Denver Broncos blew a 24-point halftime lead and lost a 34-31 decision to the New England Patriots in a cold and windy evening at Gillette Stadium.

Dominant play by Denver's defense early on helped the Broncos get out to an early lead with their three takeaways in the first quarter leading to 17 points.

On the Patriots' first series of the game, linebacker Wesley Woodyard knocked the ball out of running back Stevan Ridley's arms and linebacker Von Miller scooped up the fumble and returned it 60 yards for a touchdown.

Miller provided another impactful play on the ensuing series as he strip-sacked quarterback Tom Brady and defensive tackle Terrance Knighton recovered the ball deep in New England territory. Two plays later, running back Knowshon Moreno scored on a 2-yard run to give Denver a 14-0 lead.

The Broncos defense forced their third turnover of the first quarter when safety Duke Ihenacho wrestled the ball from running back LeGarrette Blount and Denver recovered. The turnover resulted in a 27-yard field goal by kicker Matt Prater.

Quarterback Peyton Manning connected with tight end Jacob Tamme on a 10-yard pass for a touchdown that increased the Broncos' lead to 24-0 at halftime.

In New England's seven first half offensive series, the Broncos defense forced three turnovers, three punts and a turnover on downs.

Brady and New England's offense steadily chipped away at the 24-point deficit in the third quarter as the Patriots found the end zone on each of their first three offensive series. Brady threw touchdown passes to wide receiver Julian Edelman and tight end Rob Gronkowski while running back Brandon Bolden added a rushing touchdown.

After holding the Broncos scoreless in the third quarter, the Patriots were able to take their first lead of the game in the fourth frame when Brady connected with Edelman for his third touchdown pass of the second half and a 28-24 New England lead.

Kicker Stephen Gostkowski connected on a field goal to give New England a 7-point lead midway through the fourth quarter, but Manning led a 19-play, 80-yard touchdown drive capped by an 11-yard pass to wide receiver Demaryius Thomas to tie the game and send it to overtime.

The Patriots won the coin toss and elected to defer in order to play with the 20-plus mph winds at their backs during overtime.

Each team's offense stalled twice in overtime before New England's second punt took a wild bounce and ricocheted off Broncos cornerback Tony Carter.

The Patriots recovered the fumble and Gostowski made a 31-yard field goal to give the Patriots the win.

## OFFICIALS:

**Referee** — Gene Steratore (114); **Umpire** — Bill Schuster (129); **Head Linesman** — Wayne Mackie (106); **Line Judge** — Jeff Seeman (45); **Side Judge** — Mike Weatherford (116); **Field Judge** — Bob Waggoner (25); **Back Judge** — Dino Paganelli (105); **Replay** — Paul Weidner.

## DENVER BRONCOS

### OFFENSE

**WR** 88 D. Thomas  
**LT** 75 C. Clark  
**LG** 68 Z. Beadles  
**C** 66 M. Ramirez  
**RG** 65 L. Vazquez  
**RT** 74 O. Franklin  
**TE** 85 V. Green  
**WR** 87 E. Decker  
**WR** 83 W. Welker  
**QB** 18 P. Manning  
**RB** 27 K. Moreno

### DEFENSE

**LDE** 95 D. Wolfe  
**DT** 99 K. Vickerson  
**NT** 94 T. Knighton  
**RDE** 90 S. Phillips  
**SLB** 58 V. Miller  
**MLB** 52 W. Woodyard  
**WLB** 59 D. Trevathan  
**LCB** 25 C. Harris Jr.  
**RCB** 45 D. Rodgers-Cromartie  
**SS** 33 D. Ihenacho  
**FS** 20 M. Adams

**BRONCOS SUBSTITUTIONS:** P 4 B.Colquitt, K 5 M.Prater, WR 11 T.Holliday, WR 12 A.Caldwell, QB 17 B.Osweiler, RB 22 C.Anderson, CB 23 Q.Jammer, RB 28 M.Ball, S 30 D.Bruton, S 31 O.Bolden, CB 32 T.Carter, CB 36 K.Webster, LS 46 A.Brewer, LB 51 P.Lenon, LB 53 S.Johnson, LB 56 N.Irving, C 60 S.Vallos, TE 81 J.Dreessen, TE 84 J.Tamme, DE 91 R.Ayers, DT 92 S.Williams, DT 96 M.Unrein, DE 97 M.Jackson. **DID NOT PLAY:** T 77 W.Justice. **INACTIVE:** QB 2 Z.Dysert, RB 21 R.Hillman, CB 24 C.Bailey, S 29 M.Huff, C 50 J.Walton, G 73 C.Kuper, TE 80 J.Thomas.

## NEW ENGLAND PATRIOTS

### OFFENSE

**WR** 17 A. Dobson  
**LT** 77 N. Solder  
**LG** 70 L. Mankins  
**C** 62 R. Wendell  
**RG** 63 D. Connolly  
**RT** 61 M. Cannon  
**TE** 87 R. Gronkowski  
**WR** 11 J. Edelman  
**QB** 12 T. Brady  
**RB** 22 S. Ridley  
**TE** 88 M. Mulligan

### DEFENSE

**LE** 50 R. Ninkovich  
**DT** 72 J. Vellano  
**DT** 94 Chr. Jones  
**RE** 95 Cha. Jones  
**LB** 91 J. Collins  
**LB** 54 D. Hightower  
**DB** 26 L. Ryan  
**LCB** 31 A. Talib  
**RCB** 25 K. Arrington  
**S** 30 D. Harmon  
**S** 32 D. McCourty

**PATRIOTS SUBSTITUTIONS:** K 3 S.Gostkowski, P 6 R.Allen, WR 18 M.Slater, CB 23 M.Cole, DB 27 T.Wilson, RB 29 L.Blount, RB 34 S.Vereen, CB 37 A.Dennard, RB 38 B.Bolden, DB 41 J.Green, DB 43 N.Ebner, FB 46 J.Develin, LS 48 D.Aiken, LB 52 D.Fletcher, LB 55 B.Spikes, LB 59 C.White, OL 67 J.Kline, OL 74 W.Svitek, WR 80 D.Amendola, WR 85 K.Thompkins, DT 90 I.Sopoaga, DE 96 A.Carter, DL 99 M.Buchanan. **DID NOT PLAY:** QB 15 R.Mallett. **INACTIVE:** S 28 S.Gregory, TE 47 M.Hoomanawanui, LB 58 S.Beauharnais, OL 64 C.Barker, WR 82 J.Boyce, DE 92 J.Bequette, DL 98 M.Forston.

		1	2	3	4	OT	TOTAL	FIELD GOALS (made ( ) missed)
<b>VISITOR</b>	Denver Broncos	17	7	0	7	0	31	M. Prater (27)
<b>HOME</b>	New England Patriots	0	0	21	10	3	34	S. Gostowski (31) (31)

Team	Qtr	Clock Time	PLAY DESCRIPTION (Extra Point) (Drive Info)	SCORE Visitor Home
BRONCOS	1	9:54	V. Miller 60 yd. fumble return (M. Prater kick)	7 0
BRONCOS	1	8:54	K. Moreno 2 yd. run (M. Prater kick) (2-10, 0:28)	14 0
BRONCOS	1	2:57	M. Prater 27 yd. Field Goal (10-35, 4:29)	17 0
BRONCOS	2	6:10	J. Tamme 10 yd. pass from P. Manning (M. Prater kick) (11-70, 4:28)	24 0
PATRIOTS	3	11:21	J. Edelman 5 yd. pass from T. Brady (S. Gostkowski kick) (8-80, 3:39)	24 7
PATRIOTS	3	5:40	B. Bolden 1 yd. run (S. Gostkowski kick) (6-32, 2:39)	24 14
PATRIOTS	3	0:19	R. Gronkowski 6 yd. pass from T. Brady (S. Gostkowski kick) (5-65, 1:42)	24 21
PATRIOTS	4	13:13	J. Edelman 14 yd. pass from T. Brady (S. Gostkowski kick) (3-30, 1:19)	24 28
PATRIOTS	4	7:37	S. Gostkowski 31 yd. Field Goal (12-34, 4:45)	24 31
BRONCOS	4	3:06	D. Thomas 11 yd. pass from P. Manning (M. Prater kick) (10-80, 4:31)	31 31
PATRIOTS	5	1:56	S. Gostkowski 31 yd. Field Goal (3-0, 1:05)	31 34

FINAL INDIVIDUAL STATISTICS																					
Denver Broncos									New England Patriots												
RUSHING	ATT	YDS	AVG	LG	TD				RUSHING	ATT	YDS	AVG	LG	TD							
K. Moreno	37	224	6.1	18	1				B. Bolden	13	58	4.5	33	1							
M. Ball	7	40	5.7	16	0				S. Vereen	10	31	3.1	8	0							
C. Anderson	3	16	5.3	6	0				S. Ridley	4	14	3.5	7	0							
P. Manning	1	0	0.0	0	0				L. Blount	2	13	6.5	9	0							
									T. Brady	2	0	0.0	1	0							
TOTAL	48	280	5.8	18	1				TOTAL	31	116	3.7	33	1							
PASSING	ATT	CMP	YDS	TKD/YD	TD	LG	IN	Rtg.	PASSING	ATT	CMP	YDS	TKD/YD	TD	LG	IN	Rtg.				
P. Manning	36	19	150	2/18	2	31	1	70.4	T. Brady	50	34	344	3/20	3	43	0	107.4				
TOTAL	36	19	150	2/18	2	31	1	70.4	TOTAL	50	34	344	3/20	3	43	0	107.4				
PASS RECEIVING			NO	YDS	AVG	LG	TD		PASS RECEIVING			NO	YDS	AVG	LG	TD					
J. Tamme			5	47	9.4	12	1		J. Edelman			9	110	12.2	43	2					
D. Thomas			4	41	10.3	15	1		S. Vereen			8	60	7.5	14	0					
W. Welker			4	31	7.8	17	0		R. Gronkowski			7	90	12.9	33	1					
M. Ball			3	17	5.7	31	0		K. Thompkins			6	56	9.3	14	0					
K. Moreno			1	6	6.0	6	0		D. Amendola			3	17	5.7	8	0					
E. Decker			1	5	5.0	5	0		B. Bolden			1	11	11.0	11	0					
V. Green			1	3	3.0	3	0														
TOTAL			19	150	7.9	31	2		TOTAL			34	344	10.1	43	3					
INTERCEPTIONS			NO	YDS	AVG	LG	TD		INTERCEPTIONS			NO	YDS	AVG	LG	TD					
									L. Ryan			1	0	0.0	0	0					
TOTAL			0	0	0.0	—	0		TOTAL			1	0	0.0	0	0					
PUNTING	NO	YDS	AVG	NET	TB	IN20	LG		PUNTING	NO	YDS	AVG	NET	TB	IN20	LG					
B. Colquitt	8	325	40.6	35.8	0	4	49		R. Allen	6	267	44.5	39.0	1	2	52					
TOTAL	8	325	40.6	35.8	0	4	49		TOTAL	6	267	44.5	39.0	1	2	52					
PUNT RETURNS			NO	YDS	AVG	FC	LG	TD	PUNT RETURNS			NO	YDS	AVG	FC	LG	TD				
W. Welker			2	13	6.5	0	12	0	J. Edelman			3	39	13.0	4	20	0				
T. Holliday			1	0	0.0	0	0	0	[OUT OF BOUNDS]			1	0	0.0	0	0	0				
T. Carter			1	0	0.0	0	0	0													
[DOWNED]			1	0	0.0	0	0	0													
[TOUCHBACK]			1	0	0.0	0	0	0													
RETURNS			4	13	3.3	0	12	0	RETURNS			3	39	13.0	4	20	0				
KICKOFF RETURNS			NO	YDS	AVG	FC	LG	TD	KICKOFF RETURNS			NO	YDS	AVG	FC	LG	TD				
T. Holliday			3	36	12.0	0	12	0	D. McCourty			3	51	17.0	0	22	0				
[TOUCHBACK]			4	0	0.0	0	0	0	[TOUCHBACK]			3	0	0.0	0	0	0				
RETURNS			3	36	12.0	0	12	0	RETURNS			3	51	17.0	0	22	0				
Denver Broncos			Own				Opp.		Out	New England Patriots			Own			Opp.		Out			
FUMBLES	Fum	Lost	Rec.	Yds	TD	FF	Rec.	Yds	TD	FUMBLES	Fum	Lost	Rec.	Yds	TD	FF	Rec.	Yds	TD		
P. Manning	2	0	1	0	0	0	0	0	0	T. Brady	2	1	1	0	0	0	0	0	0		
M. Ball	1	1	0	0	0	0	0	0	0	J. Edelman	2	0	1	0	0	0	0	0	0		
T. Carter	1	1	0	0	0	0	0	0	0	L. Blount	1	1	0	0	0	0	0	0	0		
T. Holliday	1	1	0	0	0	0	0	0	0	S. Ridley	1	1	0	0	0	0	0	0	0		
C. Anderson	0	0	1	0	0	0	0	0	0	M. Buchanan	0	0	1	0	0	0	0	0	0		
V. Miller	0	0	0	0	0	1	1	60	1	D. Fletcher	0	0	0	0	1	0	0	0	0		
D. Trevathan	0	0	0	0	0	1	1	0	0	M. Cole	0	0	0	0	0	1	0	0	0		
D. Ihenacho	0	0	0	0	0	1	0	0	0	N. Ebner	0	0	0	0	0	1	0	0	0		
S. Phillips	0	0	0	0	0	1	0	0	0	B. Spikes	0	0	0	0	0	1	0	0	0		
W. Woodyard	0	0	0	0	0	1	0	0	0												
T. Knighton	0	0	0	0	0	0	1	13	0												
TOTAL	5	3	2	0	0	5	3	73	1	0	TOTAL	6	3	3	0	0	1	3	0	0	0

FINAL TEAM STATISTICS									
	BRONCOS		PATRIOTS			BRONCOS		PATRIOTS	
TOTAL FIRST DOWNS		28		27	FGs - PATs Had Blocked		0-0		0-0
By Rushing		15		3	Net Punting Average		35.8		39.0
By Passing		11		21	TOTAL RETURN YARDAGE (Not Including Kickoffs)		13		39
By Penalty		2		3	No. and Yards Punt Returns		4-13		3-39
THIRD DOWN EFFICIENCY	9-18-50%		6-14-43%		No. and Yards Kickoff Returns		3-36		3-51
FOURTH DOWN EFFICIENCY	0-0-0%		0-1-0%		No. and Yards Interception Returns		0-0		1-0
TOTAL NET YARDS		412		440	PENALTIES Number and Yards		9-85		5-36
Total Offensive Plays (inc. times thrown passing)		86		84	FUMBLES Number and Lost		5-3		6-3
Average gain per offensive play		4.8		5.2	TOUCHDOWNS		4		4
NET YARDS RUSHING		280		116	Rushing		1		1
Total Rushing Plays		48		31	Passing		2		3
Average gain per rushing play		5.8		3.7	Fumbles		1		0
Tackles for a loss-number and yards		2-2		2-4	EXTRA POINTS Made-Attempts		4-4		4-4
NET YARDS PASSING		132		324	Kicking Made-Attempts		4-4		4-4
Times thrown - yards lost attempting to pass		2-18		3-20	FIELD GOALS Made-Attempts		1-1		2-2
Gross yards passing		150		344	RED ZONE EFFICIENCY		3-4-75%		4-6-67%
PASS ATTEMPTS-COMPLETIONS-HAD INTERCEPTED	36-19-1		50-34-0		GOAL TO GO EFFICIENCY		1-2-50%		3-3-100%
Avg gain per pass play (inc.# thrown passing)		3.5		6.1	SAFETIES		0		0
KICKOFFS Number-In End Zone-Touchbacks		6-3-3		7-4-4	FINAL SCORE		31		34
PUNTS Number and Average		8-40.6		6-44.5	TIME OF POSSESSION		38:58		34:06
Had Blocked		0		0					



# Denver 35, Kansas City 28

Sunday, Dec. 1, 2013 • 3:26 p.m. CST • Arrowhead Stadium • Kansas City, Mo.

**WEATHER:** Sunny and Clear, 55°, Wind NW 4 mph • **TIME:** 3:20 • **ATTENDANCE:** 77,065

The Denver Broncos completed a season sweep of their AFC West rival and regained the top spot in the division with their 35-28 road win against the Kansas City Chiefs.

An historic performance from wide receiver Eric Decker (174 yards, 4 TDs) and an equally impressive outing from quarterback Peyton Manning (22-of-35 passing for 403 yds., 5 TDs, 2 INT) gave Denver its first three-game win streak at Arrowhead Stadium in more than three decades.

The Chiefs offense came out hot early but was denied a touchdown on its first series when Broncos linebacker Wesley Woodyard intercepted Kansas City quarterback Alex Smith in the end zone.

Manning threw an interception on the Broncos' first offensive possession and the Chiefs were able to capitalize on the turnover with a 17-yard touchdown reception by wide receiver Junior Hemingway to give the Chiefs an early lead.

On the following series, Manning led the Broncos on a 79-yard drive, completing 4-of-4 passes, including a 41-yard touchdown pass to Decker.

Kansas City running back Knile Davis returned the ensuing kickoff 108 yards for a touchdown to give the Chiefs a 14-7 lead.

The Chiefs intercepted Manning for a second time on the next series and five plays later Smith threw a 12-yard touchdown pass to tight end Anthony Fasano.

Denver conducted a 9-play, 70-yard scoring drive toward the end of the second quarter that led to a 3-yard touchdown pass from Manning to running back Knowshon Moreno and pulled the Broncos to within 21-14 at the half.

Manning and the Broncos offense scored on each of their first three offensive possessions of the second half as Manning completed touchdown passes of 37, 15 and one yard to Decker.

With his second half scoring outburst, Decker became the first player in team history to record four touchdown receptions in a single game.

Smith conducted an efficient 17-play, 80-yard drive at the beginning of the fourth quarter that resulted in a 1-yard touchdown carry by running back Jamaal Charles to give the Chiefs their first points of the second half and narrow the deficit to 35-28.

After a Broncos punt, the Chiefs offense started their final series of the game at their own 8-yard line with 3:32 left in the final frame. Smith completed 5-of-10 passes for 83 yards on the series, but on 4th-and-4 from the Broncos 13-yard line, he threw an incomplete pass to stall the series with 1:46 left in the game.

Rookie running back Montee Ball, who recorded his first career 100-yard rushing performance (13-117), helped run out the clock and the Broncos were able to hold on for a 35-28 victory.

## OFFICIALS:

**Referee** — Terry McAulay (77); **Umpire** — Scott Dawson (70); **Head Linesman** — Greg Bradley (98); **Line Judge** — Mark Steinkerkner (84); **Side Judge** — Allen Baynes (56); **Field Judge** — Terry Brown (43); **Back Judge** — Lee Dyer (27); **Replay** — Earnie Frantz.

## DENVER BRONCOS

### OFFENSE

**WR** 88 D. Thomas  
**LT** 75 C. Clark  
**LG** 68 Z. Beadles  
**C** 66 M. Ramirez  
**RG** 65 L. Vasquez  
**RT** 74 O. Franklin  
**TE** 85 V. Green  
**WR** 87 E. Decker  
**WR** 83 W. Welker  
**QB** 18 P. Manning  
**RB** 27 K. Moreno

### DEFENSE

**LDE** 97 M. Jackson  
**DT** 96 M. Unrein  
**NT** 94 T. Knighton  
**RDE** 90 S. Phillips  
**SLB** 58 V. Miller  
**MLB** 52 W. Woodyard  
**WLB** 59 D. Trevathan  
**LCB** 24 C. Bailey  
**RCB** 25 C. Harris Jr.  
**SS** 33 D. Ihenacho  
**FS** 20 M. Adams

**BRONCOS SUBSTITUTIONS:** P 4 B.Colquitt, K 5 M.Prater, WR 11 T.Holliday, WR 12 A.Caldwell, RB 21 R.Hillman, CB 23 Q.Jammer, RB 28 M.Ball, S 29 M.Huff, S 30 D.Bruton, S 31 O.Bolden, CB 32 T.Carter, CB 36 K.Webster, LS 46 A.Brewer, LB 51 P.Lenon, LB 53 S.Johnson, LB 56 N.Irving, C 60 S.Vallos, TE 81 J.Dreessen, TE 84 J.Tamme, DE 91 R.Ayers, DT 92 S.Williams. **DID NOT PLAY:** QB 17 B.Osweiler, T 77 W.Justice, DT 98 S.Fua. **INACTIVE:** QB 2 Z.Dysert, RB 22 C.Anderson, CB 45 D.Rodgers-Cromartie, C 50 J.Walton, G 73 C.Kuper, TE 80 J.Thomas, DE 95 D.Wolfe.

## KANSAS CITY CHIEFS

### OFFENSE

**WR** 17 D. Avery  
**LT** 76 B. Albert  
**LG** 71 J. Allen  
**C** 61 R. Hudson  
**RG** 74 G. Schwartz  
**RT** 79 D. Stephenson  
**TE** 80 A. Fasano  
**WR** 82 D. Bowe  
**QB** 11 A. Smith  
**RB** 25 J. Charles  
**TE** 84 S. McGrath

### DEFENSE

**LDE** 97 A. Bailey  
**NT** 92 D. Poe  
**LOLB** 51 F. Zombo  
**RILB** 56 D. Johnson  
**ROLB** 91 T. Hali  
**LCB** 24 B. Flowers  
**RCB** 27 S. Smith  
**CB** 31 M. Cooper  
**S** 35 Q. Demps  
**SS** 29 E. Berry  
**FS** 23 K. Lewis

**CHIEFS SUBSTITUTIONS:** P 2 D.Colquitt, K 6 R.Succop, WR 14 C.Hall, WR 15 A.Jenkins, WR 22 D.McCluster, RB 32 C.Gray, RB 34 K.Davis, CB 38 R.Parker, S 39 H.Abdullah, FB 42 A.Sherman, LS 43 T.Gafford, LB 52 J.Johnson, LB 54 D.Moses, LB 55 A.Jordan, DL 70 M.Devito, T 72 E.Fisher, G 73 J.Asamoah, DE 77 M.Catapano, WR 88 J.Hemingway, DE 94 T.Jackson, LB 95 J.Martin. **DID NOT PLAY:** QB 10 C.Daniel, CB 21 D.Robinson, DT 96 J.Howard. **INACTIVE:** QB 9 T.Bray, LB 50 J.Houston, LB 57 N.Johnson, C 64 E.Kush, OL 69 R.Watkins, G 75 R.Johnson, DT 99 K.Love.

		1	2	3	4	OT	TOTAL	FIELD GOALS (made ( ) missed)	
<b>VISITOR</b>	Denver Broncos	0	14	14	7	0	35		
<b>HOME</b>	Kansas City Chiefs	7	14	0	7	0	28		

Team	Qtr	Clock Time	PLAY DESCRIPTION (Extra Point) (Drive Info)	Score Visitor	Score Home
CHIEFS	1	2:41	J. Hemingway 17 yd. pass from A. Smith (R. Succop kick) (7-83, 4:10)	0	7
BRONCOS	2	14:53	E. Decker 41 yd. pass from P. Manning (M. Prater kick) (6-79, 2:48)	7	7
CHIEFS	2	14:40	K. Davis 108 yd. kickoff return (R. Succop kick) (0-0, 0:13)	7	14
CHIEFS	2	10:57	A. Fasano 12 yd. pass from A. Smith (R. Succop kick) (5-22, 2:12)	7	21
BRONCOS	2	4:16	K. Moreno 3 yd. pass from P. Manning (M. Prater kick) (9-70, 3:18)	14	21
BRONCOS	3	11:51	E. Decker 37 yd. pass from P. Manning (M. Prater kick) (7-80, 3:09)	21	21
BRONCOS	3	6:48	E. Decker 15 yd. pass from P. Manning (M. Prater kick) (5-92, 2:08)	28	21
BRONCOS	4	14:16	E. Decker 1 yd. pass from P. Manning (M. Prater kick) (10-95, 5:45)	35	21
CHIEFS	4	6:32	J. Charles 1 yd. run (R. Succop kick) (17-80, 7:44)	35	28

FINAL INDIVIDUAL STATISTICS																												
Denver Broncos									Kansas City Chiefs																			
RUSHING	ATT	YDS	AVG	LG	TD	RUSHING	ATT	YDS	AVG	LG	TD	RUSHING	ATT	YDS	AVG	LG	TD											
M. Ball	13	117	9.0	45	0	J. Charles	19	93	4.9	15	1	J. Charles	19	93	4.9	15	1											
K. Moreno	15	18	1.2	13	0	A. Smith	4	46	11.5	26	0	A. Smith	4	46	11.5	26	0											
P. Manning	3	-3	-1.0	-1	0	K. Davis	1	20	20.0	20	0	K. Davis	1	20	20.0	20	0											
						D. McCluster	1	0	0.0	0	0	D. McCluster	1	0	0.0	0	0											
TOTAL	31	132	4.3	45	0	TOTAL	25	159	6.4	26	1	TOTAL	25	159	6.4	26	1											
PASSING	ATT	CMP	YDS	TKD/YD	TD	LG	IN	Rtg.	PASSING	ATT	CMP	YDS	TKD/YD	TD	LG	IN	Rtg.											
P. Manning	35	22	403	0/0	5	77	2	118.2	A. Smith	42	26	293	0/0	2	28	1	88.7											
TOTAL	35	22	403	0/0	5	77	2	118.2	TOTAL	42	26	293	0/0	2	28	1	88.7											
PASS RECEIVING	NO	YDS	AVG	LG	TD	PASS RECEIVING	NO	YDS	AVG	LG	TD	PASS RECEIVING	NO	YDS	AVG	LG	TD											
E. Decker	8	174	21.8	42	4	D. McCluster	5	43	8.6	28	0	D. McCluster	5	43	8.6	28	0											
K. Moreno	4	72	18.0	34	1	D. Bowe	3	56	18.7	24	0	D. Bowe	3	56	18.7	24	0											
D. Thomas	3	106	35.3	77	0	J. Hemingway	3	42	14.0	17	1	J. Hemingway	3	42	14.0	17	1											
W. Welker	3	38	12.7	20	0	A. Jenkins	3	35	11.7	26	0	A. Jenkins	3	35	11.7	26	0											
M. Ball	1	4	4.0	4	0	A. Fasano	3	28	9.3	12	1	A. Fasano	3	28	9.3	12	1											
A. Caldwell	1	4	4.0	4	0	J. Charles	2	27	13.5	16	0	J. Charles	2	27	13.5	16	0											
J. Tamme	1	3	3.0	3	0	K. Davis	2	18	9.0	13	0	K. Davis	2	18	9.0	13	0											
V. Green	1	2	2.0	2	0	D. Avery	2	17	8.5	16	0	D. Avery	2	17	8.5	16	0											
						S. McGrath	1	11	11.0	11	0	S. McGrath	1	11	11.0	11	0											
						A. Sherman	1	8	8.0	8	0	A. Sherman	1	8	8.0	8	0											
						C. Gray	1	8	8.0	8	0	C. Gray	1	8	8.0	8	0											
TOTAL	22	403	18.3	77	5	TOTAL	26	293	11.3	28	2	TOTAL	26	293	11.3	28	2											
INTERCEPTIONS	NO	YDS	AVG	LG	TD	INTERCEPTIONS	NO	YDS	AVG	LG	TD	INTERCEPTIONS	NO	YDS	AVG	LG	TD											
W. Woodyard	1	0	0.0	0	0	M. Cooper	1	20	20.0	20	0	M. Cooper	1	20	20.0	20	0											
						Q. Demps	1	0	0.0	0	0	Q. Demps	1	0	0.0	0	0											
TOTAL	1	0	0.0	0	0	TOTAL	2	20	10.0	20	0	TOTAL	2	20	10.0	20	0											
PUNTING	NO	YDS	AVG	NET	TB	IN20	LG	PUNTING	NO	YDS	AVG	NET	TB	IN20	LG	LG												
B. Colquitt	3	132	44.0	44.0	0	2	53	D. Colquitt	5	229	45.8	44.8	0	3	58	58												
TOTAL	3	132	44.0	44.0	0	2	53	TOTAL	5	229	45.8	44.8	0	3	58	58												
PUNT RETURNS	NO	YDS	AVG	FC	LG	TD	PUNT RETURNS	NO	YDS	AVG	FC	LG	TD	PUNT RETURNS	NO	YDS	AVG	FC	LG	TD								
W. Welker	3	5	1.7	1	5	0	D. McCluster	1	0	0.0	1	0	0	D. McCluster	1	0	0.0	1	0	0								
[DOWNED]	1	0	0.0	0	0	0	[DOWNED]	1	0	0.0	0	0	0	[DOWNED]	1	0	0.0	0	0	0								
RETURNS	3	5	1.7	1	5	0	RETURNS	1	0	0.0	1	0	0	RETURNS	1	0	0.0	1	0	0								
KICKOFF RETURNS	NO	YDS	AVG	FC	LG	TD	KICKOFF RETURNS	NO	YDS	AVG	FC	LG	TD	KICKOFF RETURNS	NO	YDS	AVG	FC	LG	TD								
A. Caldwell	3	59	19.7	0	24	0	K. Davis	2	130	65.0	0	108	1	K. Davis	2	130	65.0	0	108	1								
T. Holliday	1	22	22.0	0	22	0	Q. Demps	1	31	31.0	0	31	0	Q. Demps	1	31	31.0	0	31	0								
[TOUCHBACK]	1	0	0.0	0	0	0	[TOUCHBACK]	3	0	0.0	0	0	0	[TOUCHBACK]	3	0	0.0	0	0	0								
RETURNS	4	81	20.3	0	24	0	RETURNS	3	161	53.7	0	108	1	RETURNS	3	161	53.7	0	108	1								
Denver Broncos				Own				Opp.				Kansas City Chiefs				Own				Opp.				Out				
FUMBLES	Fum	Lost	Rec.	Yds	TD	FF	Rec.	Yds	TD	Bnds	FUMBLES	Fum	Lost	Rec.	Yds	TD	FF	Rec.	Yds	TD	Bnds	FUMBLES	Fum	Lost	Rec.	Yds	TD	Bnds
M. Jackson	0	0	0	0	0	1	0	0	0	0	J. Charles	1	0	0	0	0	0	0	0	0	0	A. Fasano	0	0	1	0	0	0
TOTAL	0	0	0	0	0	1	0	0	0	0	TOTAL	1	0	1	0	0	0	0	0	0	0	TOTAL	1	0	1	0	0	0

FINAL TEAM STATISTICS									
	BRONCOS		CHIEFS			BRONCOS		CHIEFS	
TOTAL FIRST DOWNS	25		27		FGs - PATs Had Blocked	0-0		0-0	
By Rushing	6		11		Net Punting Average	44.0		44.8	
By Passing	17		12		TOTAL RETURN YARDAGE (Not Including Kickoffs)	5		20	
By Penalty	2		4		No. and Yards Punt Returns	3-5		1-0	
THIRD DOWN EFFICIENCY	8-14-57%		5-13-38%		No. and Yards Kickoff Returns	4-81		3-161	
FOURTH DOWN EFFICIENCY	0-0-0%		1-2-50%		No. and Yards Interception Returns	1-0		2-20	
TOTAL NET YARDS	535		452		PENALTIES Number and Yards	10-75		9-102	
Total Offensive Plays (inc. times thrown passing)	66		67		FUMBLES Number and Lost	0-0		1-0	
Average gain per offensive play	8.1		6.7		TOUCHDOWNS	5		4	
NET YARDS RUSHING	132		159		Rushing	0		1	
Total Rushing Plays	31		25		Passing	5		2	
Average gain per rushing play	4.3		6.4		Kickoff Returns	0		1	
Tackles for a loss-number and yards	4-11		1-1		EXTRA POINTS Made-Attempts	5-5		4-4	
NET YARDS PASSING	403		293		Kicking Made-Attempts	5-5		4-4	
Times thrown - yards lost attempting to pass	0-0		0-0		FIELD GOALS Made-Attempts	0-0		0-0	
Gross yards passing	403		293		RED ZONE EFFICIENCY	3-3-100%		3-5-60%	
PASS ATTEMPTS-COMPLETIONS-HAD INTERCEPTED	35-22-2		42-26-1		GOAL TO GO EFFICIENCY	2-2-100%		2-3-67%	
Avg gain per pass play (inc.# thrown passing)	11.5		7.0		SAFETIES	0		0	
KICKOFFS Number-In End Zone-Touchbacks	6-6-3		5-2-1		FINAL SCORE	35		28	
PUNTS Number and Average	3-44.0		5-45.8		TIME OF POSSESSION	28:04		31:56	
Had Blocked	0		0						





# Denver 51, Tennessee 28

Sunday, Dec. 8, 2013 • 2:05 p.m. MST • Sports Authority Field at Mile High • Denver

**WEATHER:** Mostly Sunny, 18°, Wind NE 5 mph • **TIME:** 3:17 • **ATTENDANCE:** 76,554

The Denver Broncos, helped by several individual record-setting performances, clinched a playoff berth with their 51-28 win against the Tennessee Titans in frigid 18-degree weather.

Tennessee got off to an early lead as quarterback Ryan Fitzpatrick connected on a 57-yard pass to rookie wide receiver Justin Hunter on the game's opening series to set up a 1-yard touchdown run by running back Shonn Greene.

Denver was able to score on their first drive as well as quarterback Peyton Manning (39-of-59 passing for 397 yds., 4 TDs, 0 INT) threw a one-yard touchdown pass to wide receiver Wes Welker.

Running back Leon Washington returned the ensuing kickoff 95 yards to Denver's 3-yard line to set up a touchdown carry by running back Chris Johnson to give Tennessee the lead.

Matt Prater converted a 25-yard field goal at the end of the first quarter to bring the score to 14-10 before the Titans' Greene added his second rushing touchdown of the game on a 28-yard run.

Manning led the Broncos on a 10-play, 81-yard scoring drive as he completed 7-of-8 passes for 66 yards and an 8-yard touchdown pass to Julius Thomas with 1:50 left in the first half.

Denver's defense forced a quick three-and-out that gave the Broncos the ball with 0:52 left in the second quarter.

The Broncos were able to move the ball 39 yards on 8 plays and kicker Matt Prater connected on an NFL-record 64-yard field goal to bring the home team within one point, 21-20, entering halftime.

Manning threw his third touchdown of the game to Demaryius Thomas on the opening possession of the third quarter to give Denver their first lead of the game at 27-21.

Defensive tackle Terrance Knighton recorded his second-career interception on Tennessee's next series, which led to a one-yard touchdown carry by Moreno.

Tennessee was able to score on a 41-yard pass from Fitzpatrick to Hunter to narrow the deficit to six points at 34-28.

The Broncos offense was able to score 17 unanswered points in the last frame as Prater made his third field goal of the game on a 19-yard attempt and Decker (8 rec. for 117 yds., 1 TD) and rookie running back Montee Ball added touchdowns for Denver to cement the 51-28 win.

The 51 points scored marked the first time since the 1970 NFL merger a team topped 50 points three times in a season.

In the win, Manning set a team record for completions (39), and the six different players scoring touchdowns helped the Broncos become the first team in NFL history with four players recording double-digit touchdowns in a season.

Denver won the turnover battle for just the third time on the year as linebacker Von Miller forced both Broncos takeaways (PD, FF).

## OFFICIALS:

**Referee** — Scott Green (19); **Umpire** — Bruce Stritesky (102); **Head Linesman** — Tom Stabile (24); **Line Judge** — Mike Spanier (90); **Side Judge** — Larry Rose (128); **Field Judge** — Boris Cheek (41); **Back Judge** — Scott Helverson (93); **Replay** — Mark Burns.

## DENVER BRONCOS

### OFFENSE

**WR** 88 D. Thomas  
**LT** 75 C. Clark  
**LG** 68 Z. Beadles  
**C** 66 M. Ramirez  
**RG** 65 L. Vazquez  
**RT** 74 O. Franklin  
**TE** 80 J. Thomas  
**WR** 87 E. Decker  
**WR** 83 W. Welker  
**QB** 18 P. Manning  
**RB** 27 K. Moreno

### DEFENSE

**LDE** 97 M. Jackson  
**DT** 92 S. Williams  
**NT** 94 T. Knighton  
**RDE** 90 S. Phillips  
**SLB** 58 V. Miller  
**MLB** 51 P. Lenon  
**WLB** 59 D. Trevathan  
**LCB** 25 C. Harris Jr.  
**RCB** 36 K. Webster  
**SS** 33 D. Ihenacho  
**FS** 20 M. Adams

**BRONCOS SUBSTITUTIONS:** P 4 B.Colquitt, K 5 M.Prater, WR 12 A.Caldwell, RB 22 C.Anderson, CB 23 Q.Jammer, RB 28 M.Ball, S 30 D.Bruton, S 31 O.Bolden, CB 32 T.Carter, CB 45 D.Rodgers-Cromartie, LS 46 A.Brewer, LB 52 W.Woodyard, LB 53 S.Johnson, LB 56 N.Irving, C 60 S.Vallos, T 77 W.Justice, TE 81 J.Dreessen, TE 84 J.Tamme, TE 85 V.Green, DE 91 R.Ayers, DT 96 M.Unrein, DT 98 S.Fua.  
**DID NOT PLAY:** QB 17 B.Osweller, S 29 M.Huff. **INACTIVE:** QB 2 Z.Dysert, WR 11 T.Holliday, RB 21 R.Hillman, CB 24 C.Bailey, C 50 J.Walton, G 73 C.Kuper, DE 95 D.Wolfe.

## TENNESSEE TITANS

### OFFENSE

**WR** 85 N. Washington  
**TE** 80 V. Shiancoe  
**LT** 71 M. Roos  
**LG** 67 A. Levitre  
**C** 62 B. Schwenke  
**RG** 70 C. Warmack  
**RT** 76 D. Stewart  
**TE** 84 T. Thompson  
**WR** 13 K. Wright  
**QB** 4 R. Fitzpatrick  
**RB** 28 C. Johnson

### DEFENSE

**DE** 91 D. Morgan  
**DT** 94 S. Hill  
**DT** 99 J. Casey  
**DE** 97 K. Klug  
**CB** 24 C. Sensabaugh  
**MLB** 53 M. Fokou  
**WLB** 50 Z. Gooden  
**CB** 30 J. McCourty  
**CB** 20 A. Verner  
**SS** 31 B. Pollard  
**FS** 33 M. Griffin

**TITANS SUBSTITUTIONS:** K 2 R.Bironas, P 6 B.Kern, WR 14 M.Preston, WR 15 J.Hunter, S 21 G.Wilson, RB 22 J.Battle, RB 23 S.Greene, RB 26 L.Washington, CB 29 B.Wreh-Wilson, S 39 D.Stafford, FB 45 Q.Johnson, LS 48 B.Brinkley, LB 52 C.McCarthy, LB 55 Z.Brown, LB 56 A.Ayers, LB 57 P.Bailey, G/C 60 C.Spencer, T 66 M.Otto, TE 88 C.Stevens, DT 90 A.Johnson, DE 92 R.Pitoitua, DT 93 Mi.Martin, DE 95 K.Wimbley. **DID NOT PLAY:** QB 11 R.Smith. **INACTIVE:** QB 8 J.Skelton, WR 17 D.Williams, WR 18 K.Britt, DB 32 M.Pellerin, T 68 B.Stingily, TE 82 D.Walker, DE 98 L.Edwards.

		1	2	3	4	OT	TOTAL	FIELD GOALS (made ( ) missed)
<b>VISITOR</b>	Tennessee Titans	14	7	7	0	0	28	
<b>HOME</b>	Denver Broncos	10	10	14	17	0	51	M. Prater (25) (64) (19)

Team	Qtr	Clock Time	PLAY DESCRIPTION (Extra Point) (Drive Info)	SCORE Visitor Home
TITANS	1	12:37	S. Greene 1 yd. run (R. Bironas kick) (5-73, 2:23)	7 0
BRONCOS	1	7:28	W. Welker 1 yd. pass from P. Manning (M. Prater kick) (13-74, 5:09)	7 7
TITANS	1	7:01	C. Johnson 3 yd. run (R. Bironas kick) (1-3, 0:27)	14 7
BRONCOS	1	0:25	M. Prater 25 yd. Field Goal (9-51, 2:24)	14 10
TITANS	2	6:58	S. Greene 28 yd. run (R. Bironas kick) (8-89, 3:38)	21 10
BRONCOS	2	1:50	J. Thomas 8 yd. pass from P. Manning (M. Prater kick) (10-81, 5:08)	21 17
BRONCOS	2	0:00	M. Prater 64 yd. Field Goal (8-39, 0:52)	21 20
BRONCOS	3	11:52	D. Thomas 4 yd. pass from P. Manning (M. Prater kick) (6-80, 3:08)	21 27
BRONCOS	3	7:34	K. Moreno 1 yd. run (M. Prater kick) (8-43, 2:56)	21 34
TITANS	3	4:50	J. Hunter 41 yd. pass from R. Fitzpatrick (R. Bironas kick) (6-80, 2:44)	28 34
BRONCOS	4	13:15	M. Prater 19 yd. Field Goal (13-79, 6:35)	28 37
BRONCOS	4	9:12	E. Decker 20 yd. pass from P. Manning (M. Prater kick) (3-32, 0:35)	28 44
BRONCOS	4	3:07	M. Ball 5 yd. run (M. Prater kick) (10-49, 5:06)	28 51



FINAL INDIVIDUAL STATISTICS																							
Tennessee Titans									Denver Broncos														
RUSHING	ATT	YDS	AVG	LG	TD				RUSHING	ATT	YDS	AVG	LG	TD									
C. Johnson	12	46	3.8	18	1				K. Moreno	14	78	5.6	25	1									
S. Greene	9	46	5.1	28	2				M. Ball	15	77	5.1	15	1									
R. Fitzpatrick	1	4	4.0	4	0				P. Manning	3	-1	-0.3	0	0									
TOTAL	22	96	4.4	28	3				TOTAL	32	154	4.8	25	2									
PASSING	ATT	CMP	YDS	TKD/ YD	TD	LG	IN	Rtg.	PASSING	ATT	CMP	YDS	TKD/ YD	TD	LG	IN	Rtg.						
R. Fitzpatrick	24	13	172	2/14	1	57	1	73.6	P. Manning	59	39	397	0/0	4	38	0	107.8						
TOTAL	24	13	172	2/14	1	57	1	73.6	TOTAL	59	39	397	0/0	4	38	0	107.8						
PASS RECEIVING			NO	YDS	AVG	LG	TD				PASS RECEIVING			NO	YDS	AVG	LG	TD					
J. Hunter			4	114	28.5	57	1				E. Decker			8	117	14.6	24	1					
N. Washington			2	24	12.0	16	0				D. Thomas			7	88	12.6	38	1					
K. Wright			2	17	8.5	13	0				K. Moreno			6	31	5.2	13	0					
C. Johnson			2	9	4.5	23	0				W. Welker			5	61	12.2	30	1					
V. Shiancoe			2	2	1.0	3	0				J. Thomas			5	35	7.0	12	1					
M. Preston			1	6	6.0	6	0				J. Tamme			4	47	11.8	15	0					
											M. Ball			3	10	3.3	11	0					
											J. Dreessen			1	8	8.0	8	0					
TOTAL			13	172	13.2	57	1				TOTAL			39	397	10.2	38	4					
INTERCEPTIONS			NO	YDS	AVG	LG	TD				INTERCEPTIONS			NO	YDS	AVG	LG	TD					
											T. Knighton			1	2	2.0	2	0					
TOTAL			0	0	0.0	—	0				TOTAL			1	2	2.0	2	0					
PUNTING	NO	YDS	AVG	NET	TB	IN20	LG				PUNTING	NO	YDS	AVG	NET	TB	IN20	LG					
B. Kern	4	201	50.3	43.5	0	0	62				B. Colquitt	2	65	32.5	32.5	0	2	36					
TOTAL	4	201	50.3	43.5	0	0	62				TOTAL	2	65	32.5	32.5	0	2	36					
PUNT RETURNS			NO	YDS	AVG	FC	LG	TD				PUNT RETURNS			NO	YDS	AVG	FC	LG	TD			
L. Washington			0	0	0.0	2	0	0				W. Welker			3	25	8.3	0	10	0			
												E. Decker			1	2	2.0	0	2	0			
RETURNS			0	0	0.0	2	0	0				RETURNS			4	27	6.8	0	10	0			
KICKOFF RETURNS			NO	YDS	AVG	FC	LG	TD				KICKOFF RETURNS			NO	YDS	AVG	FC	LG	TD			
L. Washington			5	209	41.8	0	95	0				A. Caldwell			3	82	27.3	0	34	0			
[TOUCHBACK]			4	0	0.0	0	0	0				O. Bolden			2	44	22.0	0	25	0			
RETURNS			5	209	41.8	0	95	0				RETURNS			5	126	25.2	0	34	0			
Tennessee Titans			Own			Opp.			Out			Denver Broncos			Own			Opp.			Out		
FUMBLES	Fum	Lost	Rec.	Yds	TD	FF	Rec.	Yds	TD	Bnds	FUMBLES	Fum	Lost	Rec.	Yds	TD	FF	Rec.	Yds	TD	Bnds		
C. Johnson	1	1	0	0	0	0	0	0	0	0	V. Miller	0	0	0	0	0	1	0	0	0	0		
											M. Adams	0	0	0	0	0	0	1	0	0	0		
TOTAL	1	1	0	0	0	0	0	0	0	0	TOTAL	0	0	0	0	0	1	1	0	0	0		

FINAL TEAM STATISTICS					
	TITANS		BRONCOS		
TOTAL FIRST DOWNS	15	39	FGs - PATs Had Blocked	0-0	0-0
By Rushing	8	9	Net Punting Average	43.5	32.5
By Passing	6	25	TOTAL RETURN YARDAGE (Not Including Kickoffs)	0	29
By Penalty	1	5	No. and Yards Punt Returns	0-0	4-27
THIRD DOWN EFFICIENCY	2-9-22%	5-13-38%	No. and Yards Kickoff Returns	5-209	5-126
FOURTH DOWN EFFICIENCY	2-3-67%	3-3-100%	No. and Yards Interception Returns	0-0	1-2
TOTAL NET YARDS	254	551	PENALTIES Number and Yards	8-66	7-60
Total Offensive Plays (inc. times thrown passing)	48	91	FUMBLES Number and Lost	1-1	0-0
Average gain per offensive play	5.3	6.1	TOUCHDOWNS	4	6
NET YARDS RUSHING	96	154	Rushing	3	2
Total Rushing Plays	22	32	Passing	1	4
Average gain per rushing play	4.4	4.8	EXTRA POINTS Made-Attempts	4-4	6-6
Tackles for a loss-number and yards	2-12	2-4	Kicking Made-Attempts	4-4	6-6
NET YARDS PASSING	158	397	FIELD GOALS Made-Attempts	0-0	3-3
Times thrown - yards lost attempting to pass	2-14	0-0	RED ZONE EFFICIENCY	2-2-100%	5-7-71%
Gross yards passing	172	397	GOAL TO GO EFFICIENCY	2-2-100%	5-7-71%
PASS ATTEMPTS-COMPLETIONS-HAD INTERCEPTED	24-13-1	59-39-0	SAFETIES	0	0
Avg gain per pass play (inc.# thrown passing)	6.1	6.7	FINAL SCORE	28	51
KICKOFFS Number-In End Zone-Touchbacks	5-5-0	9-8-4	TIME OF POSSESSION	20:40	39:20
PUNTS Number and Average	4-50.3	2-32.5			
Had Blocked	0	0			



# San Diego 27, Denver 20

Thursday, Dec. 12, 2013 • 6:29 p.m. MST • Sports Authority Field at Mile High • Denver

**WEATHER:** Mostly Clear, 37°, Wind E 2 mph • **TIME:** 2:58 • **ATTENDANCE:** 76,497

The Denver Broncos had their 10-game divisional win streak snapped and lost their first home game of the season with a 27-20 defeat at the hands of the San Diego Chargers in front of 76,497 fans at Sports Authority Field at Mile High.

Denver started quickly by scoring on its opening series—a 15-yard touchdown pass from quarterback Peyton Manning to wide receiver Andre Caldwell.

The Chargers were also able to score on their first possession, executing an 11-play, 60-yard drive that resulted in a 38-yard field goal by kicker Nick Novak.

The Broncos were able to register points on their second series as Manning completed 3-of-4 passes for 53 yards and kicker Matt Prater made a 32-yard field goal.

The Chargers took the lead in the second quarter as they scored 14-unanswered points while holding the Broncos offense to -1 yards of total offense and three punts.

Quarterback Philip Rivers (12-of-20 passing for 166 yds., 2 TDs, 0 INT) completed touchdown passes of 19 and 10 yards to rookie wide receiver Keenan Allen to give San Diego a 17-10 lead entering the half.

Denver recorded its worst first half offensive output of the season as they accumulated only 121 net yards of total offense (15 yds. rushing/106 yds. passing).

The second half was much of the same for San Diego as running back Ryan Mathews (29 carries for 127 yds., 1 TD) scored on a 23-yard run on the Chargers' first possession of the third quarter.

San Diego controlled the time of possession for much of the third frame holding the ball for 12:14 compared to Denver's 2:46.

Manning led the Broncos on a 12 play, 89-yard touchdown drive at the beginning of the fourth quarter. On the series, Manning completed 8-of-9 passes to five different receivers for 86 yards. Caldwell (6 rec. for 59 yards, 2 TDs) recorded his second touchdown of the game on a 5-yard reception to bring the score to 24-17 with 10:25 left in the fourth quarter.

Denver was able to force San Diego to punt on the ensuing series and gave Manning and the offense the ball back with 5:50 left. The Broncos executed first downs on two consecutive plays, but on the third play of the series, Manning was hit while attempting a pass and outside linebacker Thomas Keiser intercepted the ball and returned it to the Denver 33-yard line.

The Chargers were able to drain time off the clock with running plays before Novak connected on a 35-yard field goal to extend the lead to 27-17 with 2:36 left in the final frame.

Prater made a 42-yard field goal with 0:29 left to cut the deficit to 27-20. Denver attempted an onside kick to extend the game, but San Diego knocked the ball out of bounds to preserve the win.

## OFFICIALS:

**Referee** — Bill Vinovich (52); **Umpire** — Paul King (121); **Head Linesman** — Jim Mello (48); **Line Judge** — Julian Mapp (10); **Side Judge** — Jimmy DeBell (58); **Field Judge** — Steve Zimmer (33); **Back Judge** — Jim Quirk (63); **Replay** — Bill Spyskma.

## DENVER BRONCOS

### OFFENSE

**WR** 88 D. Thomas  
**LT** 75 C. Clark  
**LG** 68 Z. Beadles  
**C** 66 M. Ramirez  
**RG** 65 L. Vasquez  
**RT** 74 O. Franklin  
**TE** 80 J. Thomas  
**WR** 87 E. Decker  
**TE** 85 V. Green  
**QB** 18 P. Manning  
**RB** 27 K. Moreno

### DEFENSE

**LDE** 97 M. Jackson  
**DT** 92 S. Williams  
**NT** 94 T. Knighton  
**RDE** 90 S. Phillips  
**SLB** 58 V. Miller  
**MLB** 51 P. Lenon  
**WLB** 59 D. Trevathan  
**LCB** 25 C. Harris Jr.  
**RCB** 45 D. Rodgers-Cromartie  
**SS** 31 O. Bolden  
**FS** 20 M. Adams

**BRONCOS SUBSTITUTIONS:** P 4 B.Colquitt, K 5 M.Prater, WR 11 T.Holliday, WR 12 A.Caldwell, CB 23 Q.Jammer, RB 28 M.Ball, S 30 D.Barton, CB 32 T.Carter, S 33 D.Ihenacho, CB 36 K.Webster, LS 46 A.Brewer, LB 52 W.Woodyard, LB 53 S.Johnson, LB 56 N.Irving, C 60 S.Vallos, T 77 W.Justice, TE 81 J.Dreesen, TE 84 J.Tamme, DE 91 R.Ayers, DT 96 M.Unrein, DT 98 S.Fua. **DID NOT PLAY:** QB 17 B.Osweller, RB 21 R.Hillman, S 29 M.Huff. **INACTIVE:** QB 2 Z.Dysert, RB 22 C.Anderson, CB 24 C.Bailey, C 50 J.Walton, G 73 C.Kuper, WR 83 W.Welker, DE 95 D.Wolfe.

## SAN DIEGO CHARGERS

### OFFENSE

**TE** 89 L. Green  
**WR** 13 K. Allen  
**LT** 77 K. Dunlap  
**LG** 78 C. Rinehart  
**C** 61 N. Hardwick  
**RG** 66 J. Clary  
**RT** 76 D. Fluker  
**TE** 85 A. Gates  
**WR** 86 V. Brown  
**QB** 17 P. Rivers  
**RB** 24 R. Mathews

### DEFENSE

**RE** 94 C. Liuget  
**DT** 98 S. Lissimore  
**LE** 91 K. Reyes  
**OLB** 90 T. Keiser  
**ILB** 50 M. Te'o  
**OLB** 52 R. Walker  
**LCB** 31 R. Marshall  
**RCB** 29 S. Wright  
**SS** 38 M. Gilchrist  
**FS** 37 J. Addae  
**FS** 32 E. Weddle

**CHARGERS SUBSTITUTIONS:** P 5 M.Scifres, K 9 N.Novak, WR-KR 11 E.Royal, WR 16 S.Ajirotutu, CB 20 C.Butler, CB 22 D.Cox, RB 23 R.Brown, S 25 D.Stuckey, FB 33 L.McClain, RB 39 D.Woodhead, LS 47 M.Windt, OLB 54 M.Ingram, ILB 56 D.Butler, OLB 58 T.Williams, ILB 59 A.Gachkar, G 63 J.Troutman, T 69 W.Smith, DE 71 L.Guy, C-G 74 R.Ohrnberger, TE 83 J.Phillips, DT 92 C.Thomas, OLB 96 J.Johnson, ILB 97 B.Bird. **DID NOT PLAY:** QB 6 C.Whitehurst. **INACTIVE:** QB 4 B.Sorensen, WR-KR 10 L.Hawkins, CB 26 J.Patrick, SS 28 B.Taylor, G-T 70 S.Schilling, T 72 K.Wiggins, DT 95 K.Geathers.

		1	2	3	4	OT	TOTAL	FIELD GOALS (made ( ) missed)	
<b>VISITOR</b>	San Diego Chargers	3	14	7	3	0	27	N. Novak (38) (35)	
<b>HOME</b>	Denver Broncos	10	0	0	10	0	20	M. Prater (32) (42)	
Team	Qtr	Clock Time	PLAY DESCRIPTION (Extra Point) (Drive Info)					SCORE	
								Visitor	Home
BRONCOS	1	11:51	A. Caldwell 15 yd. pass from P. Manning (M. Prater kick) (7-67, 3:09)					0	7
CHARGERS	1	5:15	N. Novak 38 yd. Field Goal (11-60, 6:36)					3	7
BRONCOS	1	1:22	M. Prater 32 yd. Field Goal (9-60, 3:53)					3	10
CHARGERS	2	9:46	K. Allen 19 yd. pass from P. Rivers (N. Novak kick) (13-80, 6:36)					10	10
CHARGERS	2	1:05	K. Allen 10 yd. pass from P. Rivers (N. Novak kick) (7-43, 3:26)					17	10
CHARGERS	3	11:06	R. Mathews 23 yd. run (N. Novak kick) (8-80, 3:54)					24	10
BRONCOS	4	10:25	A. Caldwell 5 yd. pass from P. Manning (M. Prater kick) (12-89, 6:07)					24	17
CHARGERS	4	2:36	N. Novak 35 yd. Field Goal (6-16, 2:31)					27	17
BRONCOS	4	0:29	M. Prater 42 yd. Field Goal (11-56, 2:07)					27	20





# Denver 37, Houston 13

Sunday, Dec. 22, 2013 • 12:02 p.m. CST • Reliant Stadium • Houston

**WEATHER:** Partly Cloudy, 58°, Wind NW 3 mph • **TIME:** 3:12 • **ATTENDANCE:** 71,761

Quarterback Peyton Manning broke the NFL record with his 51st touchdown pass of the season as the Broncos defeated the Texans 37-13 to clinch the AFC West division and a first-round bye in the playoffs.

Manning (32-of-51 passing for 400 yds., 4 TDs) surpassed 5,000 single season passing yards for the first time in his career as he completed passes to seven different receivers.

After forcing Houston to punt on the opening series of the game, Denver drove the field on a 12-play, 78-yard possession which led to a 32-yard field goal by kicker Matt Prater.

The Texans and Broncos exchanged punts on the next two series before Houston kicker Randy Bullock connected on a 45-yard field goal to tie the game at 3-3.

On the first play of the second quarter, Manning threw a 36-yard touchdown pass to wide receiver Demaryius Thomas (8 rec. for 123 yds., 1 TD) to regain the lead at 10-3.

Bullock made his second field goal of the game on a 35-yard attempt and Prater connected on attempts of 25 and 44-yards to give the Broncos a 16-6 lead at halftime.

Denver's defense was stout much of the first half as the unit allowed only 83 total net yards (25 yds. rushing, 58 yds. passing) and forced four punts.

The Texans defense held the Broncos scoreless in the third quarter forcing four punts.

Quarterback Matt Schaub led the Texans on a 9-play, 74-yard drive in which he completed 4-of-7 passes for 72 yards and a 15-yard touchdown pass to wide receiver Keshawn Martin on Houston's first possession of the second half.

On the second play of the fourth quarter, safety Mike Adams forced the first turnover of the game when he intercepted Schaub at Houston's 31-yard line. Two plays later, Manning threw his second touchdown pass of the game to wide receiver Eric Decker.

The Broncos defense forced their fifth punt of the second half and Manning completed a 20-yard touchdown pass to Decker to tie the league-record of 50 touchdown passes in a single season.

Houston punted the next series and Manning connected with tight end Julius Thomas (6 rec. for 78 yds., TD) for his fourth touchdown pass of the game and set the NFL record with his 51st passing touchdown of the season.

Denver's defense sealed the game on the next series when cornerback Dominique Rodgers-Cromartie picked off Schaub and the Broncos went on to win 37-13.

Broncos running back Knowshon Moreno (11 rush., 76 yds.) topped 1,000 yards for the first time in his career and became the first player in franchise history with 1,000 yards on the ground and 500 yards through the air in a single season.

## OFFICIALS:

**Referee** — Ed Hochuli (85); **Umpire** — Chad Brown (31); **Head Linesman** — Mark Hittner (28); **Line Judge** — John Hussey (35); **Side Judge** — Keith Washington (7); **Field Judge** — Craig Wrolstad (4); **Back Judge** — Don Carey (126); **Replay** — Tom Sifferman.

## DENVER BRONCOS

### OFFENSE

**WR** 88 D. Thomas  
**LT** 75 C. Clark  
**LG** 68 Z. Beadles  
**C** 66 M. Ramirez  
**RG** 65 L. Vasquez  
**RT** 74 O. Franklin  
**TE** 80 J. Thomas  
**WR** 87 E. Decker  
**WR** 12 A. Caldwell  
**QB** 18 P. Manning  
**TE** 84 J. Tammie

### DEFENSE

**LDE** 97 M. Jackson  
**DT** 92 S. Williams  
**NT** 94 T. Knighton  
**RDE** 90 S. Phillips  
**SLB** 58 V. Miller  
**MLB** 51 P. Lenon  
**WLB** 59 D. Trevathan  
**LCB** 25 C. Harris Jr.  
**RCB** 45 D. Rodgers-Cromartie  
**SS** 33 D. Ihenacho  
**FS** 20 M. Adams

**BRONCOS SUBSTITUTIONS:** P 4 B.Colquitt, K 5 M.Prater, WR 11 T.Holliday, QB 17 B.Osweiler, RB 21 R.Hillman, CB 23 Q.Jammer, CB 24 C.Bailey, RB 27 K.Moreno, RB 28 M.Ball, S 29 M.Huff, S 30 D.Bruton, S 31 O.Bolden, CB 32 T.Carter, LS 46 A.Brewer, LB 52 W.Woodyard, LB 53 S.Johnson, LB 56 N.Irving, DE 57 J.Mincey, C 60 S.Vallos, T 77 W.Justice, TE 81 J.Dreessen, TE 85 V.Green, DE 91 R.Ayers, DT 96 M.Unrein. **INACTIVE:** QB 2 Z.Dysert, RB 22 C.Anderson, CB 36 K.Webster, G 73 C.Kuper, WR 83 W.Welker, DE 95 D.Wolfe, DT 98 S.Fua.

## HOUSTON TEXANS

### OFFENSE

**WR** 80 A. Johnson  
**LT** 76 D. Brown  
**LG** 74 W. Smith  
**C** 55 C. Myers  
**RG** 79 B. Brooks  
**RT** 75 D. Newton  
**TE** 84 R. Griffin  
**WR** 10 D. Hopkins  
**QB** 8 M. Schaub  
**FB** 33 G. Jones  
**RB** 28 D. Johnson

### DEFENSE

**DE** 99 J. Watt  
**DB** 21 B. McCain  
**DE** 94 A. Smith  
**SLB** 58 B. Reed  
**SS** 35 E. Pleasant  
**MLB** 52 J. Tarpinian  
**WLB** 59 W. Mercilus  
**LCB** 25 K. Jackson  
**RCB** 24 J. Joseph  
**SS** 36 D. Swearinger  
**FS** 31 S. Keo

**TEXANS SUBSTITUTIONS:** K 4 R.Bullock, P 9 S.Lechler, WR 18 L.Jean, CB 26 B.Harris, CB 27 J.Victoriano, RB 39 D.Karim, RB 41 J.Grimes, CB 43 E.Mack, LS 46 J.Weeks, FB 47 B.Smelley, OLB 50 B.Braman, ILB 51 D.Sharpton, ILB 53 J.Mays, ILB 54 M.Mohamed, OLB 57 J.Tuggle, G/C 60 B.Jones, T 68 R.Harris, WR 82 K.Martin, OLB 91 R.Sapp, NT 92 E.Mitchell, DE 93 J.Crick, DE 96 T.Jamison, NT 97 T.McClain. **DID NOT PLAY:** QB 13 T.Yates. **INACTIVE:** QB 7 C.Keenum, WR 11 D.Posey, FS 29 J.Starling, G 62 A.Kupper, T 66 A.Gardner, G 67 C.White, TE 88 G.Graham.

		1	2	3	4	OT	TOTAL	FIELD GOALS (made ( ) missed)
<b>VISITOR</b>	Denver Broncos	3	13	0	21	0	37	M. Prater (32) (25) (44)
<b>HOME</b>	Houston Texans	3	3	7	0	0	13	R. Bullock (45) (35)

Team	Qtr	Clock Time	PLAY DESCRIPTION (Extra Point) (Drive Info)	SCORE Visitor Home
BRONCOS	1	8:50	M. Prater 32 yd. Field Goal (12-78, 4:38)	3 0
TEXANS	1	2:02	R. Bullock 45 yd. Field Goal (7-47, 3:04)	3 3
BRONCOS	2	14:54	D. Thomas 36 yd. pass from P. Manning (M. Prater kick) (5-64, 2:08)	10 3
TEXANS	2	6:06	R. Bullock 35 yd. Field Goal (7-10, 3:45)	10 6
BRONCOS	2	0:56	M. Prater 25 yd. Field Goal (13-69, 5:10)	13 6
BRONCOS	2	0:00	M. Prater 44 yd. Field Goal (4-43, 0:26)	16 6
TEXANS	3	10:33	K. Martin 15 yd. pass from M. Schaub (R. Bullock kick) (9-74, 3:14)	16 13
BRONCOS	4	13:26	E. Decker 10 yd. pass from P. Manning (M. Prater kick) (2-28, 0:45)	23 13
BRONCOS	4	6:57	E. Decker 20 yd. pass from P. Manning (M. Prater kick) (8-55, 3:03)	30 13
BRONCOS	4	4:28	J. Thomas 25 yd. pass from P. Manning (M. Prater kick) (3-56, 0:48)	37 13

FINAL INDIVIDUAL STATISTICS																					
Denver Broncos									Houston Texans												
RUSHING		ATT	YDS	AVG	LG	TD	RUSHING		ATT	YDS	AVG	LG	TD								
K. Moreno		11	76	6.9	31	0	D. Karim		8	30	3.8	14	0								
M. Ball		4	32	8.0	13	0	D. Johnson		12	29	2.4	9	0								
R. Hillman		3	6	2.0	3	0	J. Grimes		5	23	4.6	9	0								
							M. Schaub		1	5	5.0	5	0								
TOTAL		18	114	6.3	31	0	TOTAL		26	87	3.3	14	0								
PASSING		ATT	CMP	YDS	TKD/ YD	TD	LG	IN	Rtg.	PASSING		ATT	CMP	YDS	TKD/ YD	TD	LG	IN	Rtg.		
P. Manning		51	32	400	1/3	4	36	0	113.2	M. Schaub		37	18	176	3/23	1	40	2	48.9		
TOTAL		51	32	400	1/3	4	36	0	113.2	TOTAL		37	18	176	3/23	1	40	2	48.9		
PASS RECEIVING				NO	YDS	AVG	LG	TD	PASS RECEIVING				NO	YDS	AVG	LG	TD				
E. Decker				10	131	13.1	35	2	R. Griffin				5	66	13.2	40	0				
D. Thomas				8	123	15.4	36	1	A. Johnson				4	63	15.8	33	0				
J. Thomas				6	78	13.0	25	1	K. Martin				4	35	8.8	15	1				
J. Tamme				3	22	7.3	10	0	D. Johnson				2	1	0.5	3	0				
K. Moreno				2	26	13.0	17	0	D. Hopkins				1	8	8.0	8	0				
A. Caldwell				2	12	6.0	13	0	G. Jones				1	4	4.0	4	0				
V. Green				1	8	8.0	8	0	D. Karim				1	-1	-1.0	-1	0				
TOTAL				32	400	12.5	36	4	TOTAL				18	176	9.8	40	1				
INTERCEPTIONS				NO	YDS	AVG	LG	TD	INTERCEPTIONS				NO	YDS	AVG	LG	TD				
M. Adams				1	3	3.0	3	0													
D. Rodgers-Cromartie				1	0	0.0	0	0													
TOTAL				2	3	1.5	3	0	TOTAL				0	0	0.0	—	0				
PUNTING		NO	YDS	AVG	NET	TB	IN20	LG	PUNTING		NO	YDS	AVG	NET	TB	IN20	LG				
B. Colquitt		6	292	48.7	37.0	0	1	55	S. Lechler		8	359	44.9	42.3	0	2	57				
TOTAL		6	292	48.7	37.0	0	1	55	TOTAL		8	359	44.9	42.3	0	2	57				
PUNT RETURNS				NO	YDS	AVG	FC	LG	TD	PUNT RETURNS				NO	YDS	AVG	FC	LG	TD		
T. Holliday				5	21	4.2	1	8	0	K. Martin				5	70	14.0	0	51	0		
E. Decker				0	0	0.0	1	0	0	[DOWNED]				1	0	0.0	0	0	0		
[DOWNED]				1	0	0.0	0	0	0												
RETURNS				5	21	4.2	2	8	0	RETURNS				5	70	14.0	0	51	0		
KICKOFF RETURNS				NO	YDS	AVG	FC	LG	TD	KICKOFF RETURNS				NO	YDS	AVG	FC	LG	TD		
T. Holliday				4	99	24.8	0	32	0	D. Johnson				1	22	22.0	0	22	0		
										[TOUCHBACK]				6	0	0.0	0	0	0		
RETURNS				4	99	24.8	0	32	0	RETURNS				1	22	22.0	0	22	0		
Denver Broncos		Own			Opp.			Out			Houston Texans		Own			Opp.			Out		
FUMBLES	Fum	Lost	Rec.	Yds	TD	FF	Rec.	Yds	TD	Bnds	FUMBLES	Fum	Lost	Rec.	Yds	TD	FF	Rec.	Yds	TD	Bnds
T. Holliday		1	0	1	0	0	0	0	0	0	M. Schaub		1	0	0	0	0	0	0	0	0
R. Ayers		0	0	0	0	0	1	0	0	0	R. Griffin		0	0	1	0	0	0	0	0	0
TOTAL		1	0	1	0	0	1	0	0	0	TOTAL		1	0	1	0	0	0	0	0	0

FINAL TEAM STATISTICS									
	BRONCOS		TEXANS			BRONCOS		TEXANS	
TOTAL FIRST DOWNS	25	14	FGs - PATs Had Blocked	0-0	0-0				
By Rushing	4	5	Net Punting Average	37.0	42.3				
By Passing	20	8	TOTAL RETURN YARDAGE (Not Including Kickoffs)	24	70				
By Penalty	1	1	No. and Yards Punt Returns	5-21	5-70				
THIRD DOWN EFFICIENCY	2-11-18%	6-16-38%	No. and Yards Kickoff Returns	4-99	1-22				
FOURTH DOWN EFFICIENCY	0-1-0%	0-0-0%	No. and Yards Interception Returns	2-3	0-0				
TOTAL NET YARDS	511	240	PENALTIES Number and Yards	8-67	4-57				
Total Offensive Plays (inc. times thrown passing)	70	66	FUMBLES Number and Lost	1-0	1-0				
Average gain per offensive play	7.3	3.6	TOUCHDOWNS	4	1				
NET YARDS RUSHING	114	87	Rushing	0	0				
Total Rushing Plays	18	26	Passing	4	1				
Average gain per rushing play	6.3	3.3	EXTRA POINTS Made-Attempts	4-4	1-1				
Tackles for a loss-number and yards	0-0	3-5	Kicking Made-Attempts	4-4	1-1				
NET YARDS PASSING	397	153	FIELD GOALS Made-Attempts	3-3	2-2				
Times thrown - yards lost attempting to pass	1-3	3-23	RED ZONE EFFICIENCY	1-3-33%	1-2-50%				
Gross yards passing	400	176	GOAL TO GO EFFICIENCY	1-2-50%	0-0-0%				
PASS ATTEMPTS-COMPLETIONS-HAD INTERCEPTED	51-32-0	37-18-2	SAFETIES	0	0				
Avg gain per pass play (inc.# thrown passing)	7.6	3.8	FINAL SCORE	37	13				
KICKOFFS Number-In End Zone-Touchbacks	7-7-6	4-2-0	TIME OF POSSESSION	28:53	31:07				
PUNTS Number and Average	6-48.7	8-44.9							
Had Blocked	0	0							

BRONCOS DEFENSIVE STATISTICS																	
(Press Box Totals)																	
PLAYER	UT	A	TT	S-YDS	I-YDS	PD	FF	FR	PLAYER	UT	A	TT	S-YDS	I-YDS	PD	FF	FR
M. Adams	6	3	9	0-0	1-3	3	0	0	D. Ihenacho	1	2	3	0-0	0-0	0	0	0
D. Trevathan	6	2	8	1-9	0-0	1	0	0	M. Unrein	2	0	2	0-0	0-0	0	0	0
S. Williams	5	0	5	1-8	0-0	0	0	0	S. Phillips	1	1	2	0-0	0-0	0	0	0
N. Irving	4	1	5	0-0	0-0	0	0	0	D. Rodgers-Cromartie	1	0	1	0-0	1-0	1	0	0
M. Jackson	4	1	5	0-0	0-0	0	0	0	V. Miller	1	0	1	0-0	0-0	0	0	0
C. Harris Jr.	3	1	4	0-0	0-0	2	0	0	C. Bailey	1	0	1	0-0	0-0	0	0	0
R. Ayers	3	0	3	1-6	0-0	0	1	0	J. Mincey	1	0	1	0-0	0-0	0	0	0
P. Lenon	3	0	3	0-0	0-0	0	0	0	W. Woodyard	1	0	1	0-0	0-0	0	0	0
T. Knighton	2	1	3	0-0	0-0	0	0	0	TEAM TOTALS	45	12	57	3-23	2-3	7	1	0





# Denver 34, Oakland 14

Sunday, Dec. 29, 2013 • 1:25 p.m. PST • O.co Coliseum • Oakland, Calif.

WEATHER: Sunny, 70°, Wind NE 8 mph • TIME: 3:03 • ATTENDANCE: 51,500

Denver Broncos quarterback Peyton Manning completed 25-of-28 passes for 266 yards to set the all time single-season passing yards record (5,477 yds.) in a 34-14 victory over the Oakland Raiders as the Broncos became the first team in NFL history to score 600 points in a single season.

The Broncos offense was flawless in the first half, scoring on each of its five series and registering 315 total net yards, while the Denver defense recovered a fumble, forced four punts and held Oakland scoreless.

On the Broncos' first possession, Manning completed 8-of-9 passes for 70 yards and a 3-yard touchdown pass to wide receiver Eric Decker.

Denver rookie defensive tackle Sylvester Williams recovered a fumble by Oakland quarterback Terrelle Pryor on the next series and four plays later Manning connected with running back Knowshon Moreno for a 7-yard touchdown and a 14-0 lead.

After forcing the Raiders to their second punt of the game, kicker Matt Prater made a 34-yard field goal.

The Broncos defense would force Oakland to punt two more times to close out the first half, while Manning would complete consecutive touchdown passes of 63 and 5 yards to wide receiver Demaryius Thomas (6 rec. for 113 yds., 2 TDs) to give the Broncos a 31-0 halftime lead.

The 5-yard touchdown pass gave Manning 5,477 yards on the season as he set the record for the most single-season passing yards in NFL history and extended his single-season passing touchdowns record to 55.

Second-year quarterback Brock Osweiler relieved Manning in the second half and completed 9-of-13 passes for 85 yards.

Denver was forced to punt on their first series of the third quarter, but fullback/running back Jamize Olawale blocked punter Britton Colquitt's attempt. Oakland recovered the ball deep in Broncos' territory, but Raiders kicker Sebastian Janikowski missed a 42-yard field goal attempt to keep Oakland scoreless.

Both teams were held pointless most of the second half, but Prater connected on a 54-yard field goal with 6:36 left in the fourth quarter to give the Broncos their final points of the regular season.

Oakland was able to score their first points of the game on the ensuing series as Pryor completed a 14-yard pass to wide receiver Rod Streater to bring the score to 34-7.

After a quick three-and-out by the Broncos offense, Pryor led the Raiders on a 9 play, 75-yard drive which resulted in a 9-yard touchdown pass to tight end Nick Kasa.

Oakland attempted an onside kick, but Broncos tight end Jacob Tamme knocked the ball out of bounds to preserve the 34-14 win and give the Broncos the No. 1 seed in the AFC playoffs.

## OFFICIALS:

**Referee** — Ron Winter (14); **Umpire** — Carl Paganelli (124); **Head Linesman** — Jim Howey (37); **Line Judge** — Gary Arthur (108); **Side Judge** — Tom Hill (97); **Field Judge** — Scott Steenson (88); **Back Judge** — Greg Steed (12); **Replay** — Jim Lapetina.

## DENVER BRONCOS

### OFFENSE

**WR** 88 D. Thomas  
**LT** 75 C. Clark  
**LG** 68 Z. Beadles  
**C** 66 M. Ramirez  
**RG** 65 L. Vazquez  
**RT** 74 O. Franklin  
**TE** 80 J. Thomas  
**WR** 87 E. Decker  
**WR** 12 A. Caldwell  
**QB** 18 P. Manning  
**RB** 27 K. Moreno

### DEFENSE

**LDE** 97 M. Jackson  
**DT** 92 S. Williams  
**NT** 94 T. Knighton  
**RDE** 90 S. Phillips  
**SLB** 56 N. Irving  
**MLB** 51 P. Lenon  
**WLB** 59 D. Trevathan  
**LCB** 25 C. Harris Jr.  
**RCB** 45 D. Rodgers-Cromartie  
**SS** 33 D. Ihenacho  
**FS** 20 M. Adams

**BRONCOS SUBSTITUTIONS:** P 4 B.Colquitt, K 5 M.Prater, WR 11 T.Holliday, QB 17 B.Osweiler, RB 21 R.Hillman, CB 23 Q.Jammer, CB 24 C.Bailey, RB 28 M.Ball, S 29 M.Huff, S 30 D.Barton, S 31 O.Bolden, CB 32 T.Carter, LS 46 A.Brewer, LB 52 W.Woodyard, LB 53 S.Johnson, LB 54 B.Marshall, DE 57 J.Mincey, G 73 C.Kuper, T 77 W.Justice, TE 81 J.Dreessen, TE 84 J.Tamme, TE 85 V.Green, DE 91 R.Ayers, DT 96 M.Unrein. **INACTIVE:** QB 2 Z.Dysert, RB 22 C.Anderson, CB 36 K.Webster, C 60 S.Vallos, WR 83 W.Welker, DE 95 D.Wolfe, DT 98 S.Fua.

## OAKLAND RAIDERS

### OFFENSE

**WR** 18 A. Holmes  
**LT** 68 J. Veldheer  
**LG** 69 K. Barnes  
**C** 61 S. Wisniewski  
**RG** 65 M. Brisiel  
**RT** 79 T. Pashos  
**TE** 85 J. Mastrud  
**WR** 80 R. Streater  
**QB** 2 T. Pryor  
**FB** 45 M. Reece  
**RB** 27 R. Jennings

### DEFENSE

**RE** 99 L. Houston  
**DT** 98 V. Walker  
**NT** 90 P. Sims  
**LE** 93 J. Hunter  
**WLB** 94 Ke. Burnett  
**MLB** 53 N. Roach  
**LCB** 28 P. Adams  
**CB** 23 T. Porter  
**LCB** 35 C. Chekwa  
**SS** 29 B. Ross  
**FS** 24 C. Woodson

**RAIDERS SUBSTITUTIONS:** P 7 M.King, WR 10 G.Jenkins, K 11 S.Janikowski, WR 17 D.Moore, RB 20 D.McFadden, CB 22 T.Jones, RB 32 J.Stewart, CB 37 C.Casey, S 42 S.Johnson, FB/ RB 49 J.Olawale, LB 54 M.McFadden, LB 55 S.Moore, LB 56 M.Burris, DE 58 R.Robinson, LS 59 J.Condo, T 73 M.McCants, OL 76 L.Nix, TE 81 M.Rivera, TE 88 N.Kasa, DE 91 J.Crawford, DT 92 S.McGee, LB 95 K.Burnett, DT 97 D.Muir. **DID NOT PLAY:** QB 14 M.McGloin. **INACTIVE:** WR 12 J.Ford, WR 19 B.Butler, CB 21 M.Jenkins, G 63 L.Mady, C/G 64 A.Gurode, T 71 M.Watson, DT 77 R.Lumpkin.

		1	2	3	4	OT	TOTAL	FIELD GOALS (made ( ) missed)
<b>VISITOR</b>	Denver Broncos	14	17	0	3	0	34	M. Prater (34) (54)
<b>HOME</b>	Oakland Raiders	0	0	0	14	0	14	S. Janikowski 42WR

Team	Qtr	Clock Time	PLAY DESCRIPTION (Extra Point) (Drive Info)	SCORE Visitor	Home
BRONCOS	1	7:05	E. Decker 3 yd. pass from P. Manning (M. Prater kick) (12-71, 5:54)	7	0
BRONCOS	1	5:39	K. Moreno 7 yd. pass from P. Manning (M. Prater kick) (4-21, 1:14)	14	0
BRONCOS	2	12:37	M. Prater 34 yd. Field Goal (11-49, 4:48)	17	0
BRONCOS	2	5:37	D. Thomas 63 yd. pass from P. Manning (M. Prater kick) (6-80, 2:39)	24	0
BRONCOS	2	0:13	D. Thomas 5 yd. pass from P. Manning (M. Prater kick) (10-89, 3:13)	31	0
BRONCOS	4	6:36	M. Prater 54 yd. Field Goal (7-24, 2:57)	34	0
RAIDERS	4	4:24	R. Streater 14 yd. pass from T. Pryor (S. Janikowski kick) (8-80, 2:12)	34	7
RAIDERS	4	0:37	N. Kasa 9 yd. pass from T. Pryor (S. Janikowski kick) (9-75, 2:36)	34	14







## Denver 24, San Diego 17

Sunday, Jan. 12, 2014 • 2:40 p.m. MST • Sports Authority Field at Mile High • Denver

WEATHER: Partly Cloudy, 41°, Wind NW 17 mph • TIME: 3:13 • ATTENDANCE: 76,969

### 2013 AFC Divisional Playoff Game

The Denver Broncos defeated their AFC West rival San Diego Chargers 24-17 in the divisional round on a windy afternoon at Sports Authority Field at Mile High.

Denver's defense shut out the Chargers through three quarters and held on through the final frame to help the Broncos advance to their ninth-ever AFC Championship Game.

After forcing the Chargers to punt on the opening series of the game, quarterback Peyton Manning led the Broncos offense on a 14-play, 86-yard drive that culminated in a 2-yard touchdown reception by wide receiver Demaryius Thomas (8 rec. for 54 yds., 1 TD) to give Denver the early lead.

San Diego recovered a fumble by tight end Julius Thomas in the second quarter but kicker Nick Novak missed a 53-yard field goal attempt.

Denver was able to take advantage of the good field position as Manning completed a 3-yard touchdown pass to wide receiver Wes Welker on its ensuing possession.

The Broncos were able to move the ball deep into San Diego territory at the end of the half, but Manning was intercepted in the end zone and the Broncos entered halftime with a 14-0 lead.

On the opening drive of the third quarter, Manning (25-of-36 passing for 230 yds., 2 TDs, 1 INT) completed 5-of-7 passes for 36 yards and kicker Matt Prater made a 45-yard field goal attempt.

The Broncos defense remained stout throughout the third quarter before quarterback Philip Rivers (18-of-27 passing for 217 yds., 2 TDs, 0 INT) completed a 16-yard touchdown pass to rookie wide receiver Keenan Allen with 12:59 left in the final frame.

Denver's offense conducted its own scoring drive on the next series as running back Knowshon Moreno scampered for a 3-yard touchdown run to increase the Broncos' lead to 24-7.

On San Diego's next possession, Rivers and Allen (6 rec. for 142 yds., 2 TDs) connected again on a 16-yard touchdown pass. The Chargers attempted an onside kick and cornerback Richard Marshall recovered the ball after it deflected off of Broncos wide receiver Eric Decker.

San Diego's opportunistic offense, led by Rivers, orchestrated an 8-play, 48-yard drive that resulted in a 30-yard field goal by Novak to reduce Denver's lead to 24-17.

After a Chargers' squib kick, the Broncos gained possession of the ball with 5:40 left in the game. Denver would convert three critical third downs, including a 21-yard pass from Manning to Julius Thomas (6 rec. for 76 yds, 0 TDs) on 3rd down and 17, to preserve the win.

#### OFFICIALS:

Referee — Clete Blakeman (34); Umpire — Fred Bryan (11); Head Linesman — Jim Mello (48); Line Judge — Jeff Seeman (45); Side Judge — Dave Wyant (16); Field Judge — Bob Waggoner (25); Back Judge — Dino Paganelli (105); Replay — Mark Burns.

### DENVER BRONCOS

#### OFFENSE

WR 88 D. Thomas  
LT 75 C. Clark  
LG 68 Z. Beadles  
C 66 M. Ramirez  
RG 65 L. Vasquez  
RT 74 O. Franklin  
TE 80 J. Thomas  
WR 87 E. Decker  
WR 83 W. Welker  
QB 18 P. Manning  
RB 27 K. Moreno

#### DEFENSE

LDE 97 M. Jackson  
DT 92 S. Williams  
NT 94 T. Knighton  
RDE 90 S. Phillips  
SLB 56 N. Irving  
MLB 51 P. Lenon  
WLB 59 D. Trevathan  
LCB 25 C. Harris Jr.  
RCB 45 D. Rodgers-Cromartie  
SS 33 D. Ihenacho  
FS 20 M. Adams

**BRONCOS SUBSTITUTIONS:** P 4 B.Colquitt, K 5 M.Prater, WR 11 T.Holliday, WR 12 A.Caldwell, CB 23 Q.Jammer, CB 24 C.Bailey, RB 28 M.Ball, S 29 M.Huff, S 30 D.Bruton, S 31 O.Bolden, CB 36 K.Webster, LS 46 A.Brewer, LB 52 W.Woodyard, LB 53 S.Johnson, LB 54 B.Marshall, DE 57 J.Mincey, C 60 S.Vallos, TE 84 J.Tamme, TE 85 V.Green, DE 91 R.Ayers, DT 96 M.Unrein. **DID NOT PLAY:** QB 17 B.Osweiler, RB 22 C.Anderson, T 77 W.Justice. **INACTIVE:** QB 2 Z.Dysert, RB 21 R.Hillman, CB 32 T.Carter, G 73 C.Kuper, TE 81 J.Dreessen, DE 95 D.Wolfe, DT 98 S.Fua.

### SAN DIEGO CHARGERS

#### OFFENSE

TE 89 L. Green  
WR 13 K. Allen  
LT 77 K. Dunlap  
LG 78 C. Rinehart  
C 61 N. Hardwick  
RG 63 J. Troutman  
RT 76 D. Fluker  
TE 85 A. Gates  
WR 11 E. Royal  
QB 17 P. Rivers  
RB 24 R. Mathews

#### DEFENSE

RE 94 C. Liuget  
LE 91 K. Reyes  
OLB 54 M. Ingram  
ILB 50 M. Te'o  
ILB 56 D. Butler  
OLB 96 J. Johnson  
LCB 31 R. Marshall  
RCB 29 S. Wright  
SS 38 M. Gilchrist  
FS 37 J. Addae  
FS 32 E. Weddle

**CHARGERS SUBSTITUTIONS:** P 5 M.Scifres, K 9 N.Novak, WR 16 S.Ajirotutu, CB 20 C.Butler, CB 22 D.Cox, RB 23 R.Brown, S 25 D.Stuckey, FB 33 L.McClain, RB 39 D.Woodhead, LS 47 M.Windt, ILB 52 R.Walker, OLB 58 T.Williams, ILB 59 A.Gachkar, G-T 70 S.Schilling, DE 71 L.Guy, C-G 74 R.Ohrnberger, TE 81 J.Byrne, WR 86 V.Brown, OLB 90 T.Keiser, DT 92 C.Thomas, ILB 97 B.Bird. **DID NOT PLAY:** QB 6 C.Whitehurst, T 69 W.Smith, DT 95 K.Geathers. **INACTIVE:** QB 4 B.Sorensen, WR-KR 10 L.Hawkins, SS 28 B.Taylor, CB 35 M.Cromartie, G-T 66 J.Clary, T 72 K.Wiggins, DE 98 S.Lissemore.

		1	2	3	4	OT	TOTAL	FIELD GOALS (made ( ) missed)
VISITOR	San Diego Chargers	0	0	0	17	0	17	N. Novak 53WL (30)
HOME	Denver Broncos	7	7	3	7	0	24	M. Prater (45) 47WL
Team	Qtr	Clock Time	PLAY DESCRIPTION (Extra Point) (Drive Info)				SCORE	
							Visitor	Home
BRONCOS	1	2:25	D. Thomas 2 yd. pass from P. Manning (M. Prater kick) (14-86, 7:01)				0	7
BRONCOS	2	6:00	W. Welker 3 yd. pass from P. Manning (M. Prater kick) (9-57, 5:13)				0	14
BRONCOS	3	9:35	M. Prater 45 yd. Field Goal (12-37, 5:25)				0	17
CHARGERS	4	12:59	K. Allen 16 yd. pass from P. Rivers (N. Novak kick) (6-63, 3:08)				7	17
BRONCOS	4	8:12	K. Moreno 3 yd. run (M. Prater kick) (9-81, 4:47)				7	24
CHARGERS	4	5:43	K. Allen 16 yd. pass from P. Rivers (N. Novak kick) (7-80, 2:29)				14	24
CHARGERS	4	3:53	N. Novak 30 yd. Field Goal (8-48, 1:50)				17	24



# Measuring the Bowlen Era

By Andrew Mason  
DenverBroncos.com  
November 10, 2013

Independent analyst Andrew Mason looks at the impact Broncos Owner and CEO Pat Bowlen has made in his 30 years of ownership.

SAN DIEGO -- Three hundred is a milestone number. Few owners linger long enough to see their teams win that many games. And if the Broncos were a break-even franchise under Pat Bowlen's watch, this occasion would have been 37 and a half years in the making.

They made it in less than 30.

You know about the high points: world championships, Hall of Fame-caliber players, "The Drive," "The Drive II," 15 playoff appearances. But sometimes the best way is to measure what happened on the other side.

The last 30 years have not been without a few bumps, particularly just before John Fox and John Elway arrived. The Broncos missed the playoffs for five consecutive years in that span, which was highly unusual; prior to that, they'd never spent more than two seasons away from the playoffs.

But in those five seasons, the Broncos still averaged more than seven wins a year. In three of those years, they went into the final week of the season with a chance at the playoffs. And this was the low point of Bowlen's years.

There are many metrics to measuring success, but one crucial method is by asking this: when the team is down -- as is inevitable in the NFL's salary-cap-centric, parity-driven system -- how down does it get? Some clubs hit the bottom of the Pacific, and stay there for years.

When the Broncos struggled, they treaded water most of the time. They've had just one season at 4-12 or worse; only Pittsburgh has avoided this, and the average team has had four such seasons. And when the Broncos did hit that bottom, the organization was retooled, and they were back in their familiar playoff spot 12 months later. Less than two years after that, the Broncos won 17 consecutive regular-season games.

The efforts of many go into making this sort of turnaround happen. But nothing succeeds without the steady hand at the top, putting those people in position to

succeed. From Dan Reeves to Mike Shanahan to John Fox, and to others beyond them, Bowlen has been the constant.

Win No. 300 won't be the last. But it is an unforgettable milestone, and just one of the many other numbers accomplished by the Broncos' players and staff under his watch that help illuminate the success of Bowlen's years.

284: Regular-season wins under Bowlen, the second-most in the NFL in that span and the most in the AFC.

123: Pro Bowl selections by the Broncos in the last 30 years. Denver has had at least one Pro Bowler every season.

100: Number of AFC offensive, defensive and special-teams players of the week. Dominique Rodgers-Cromartie was the latest addition to this list after earning defensive honors for his 75-yard pick-six in Week 8.

41: Stadiums in which the Broncos have won during Bowlen's tenure, the latest being AT&T Stadium in Arlington, Texas. The Broncos hope to add stadium No. 42 to that list next month when they visit Houston; the Broncos lost their only regular-season game at Reliant Stadium in 2007, although they have won in the preseason.

29: Playoff games, more than all but four other teams since 1984 and nearly five times as many as the Broncos played in their first 24 seasons of existence. Also the number of first-team All-Pros the Broncos have had.

26: 1,000-yard receivers in the Bowlen era. The Broncos have had at least one 1,000-yard receiver all but one season since 2004 and all but two seasons since 1994.

19: Starting quarterbacks, ranging from John Elway (256 career starts, including playoffs) to Jarious Jackson and Bill Musgrave (one start apiece -- coincidentally, both were at Green Bay's Lambeau Field).

17: Winning seasons in the Bowlen era, most in the AFC West.

16: 1,000-yard rushing seasons by Broncos running backs since 1984.

7: Head coaches, with Jack Del Rio the latest -- and now, victorious -- addition to the collection.

5: AFC Championships, a total exceeded only by the Patriots' 7. It's also the number of losing seasons endured by the Broncos in Bowlen's 30 seasons of stewardship, which is significant because it's the fewest in the NFL since 1984 -- and also because Broncos were below .500 14 times in their first 24 seasons.

3: Colors of home jerseys worn under Bowlen's watch: navy blue, orange, and for a 2003 game against San Diego, white.

2: Home stadiums, and world championships.

1: As in first place in the AFC West, which the Broncos have claimed 10 times under Bowlen's watch, more than anyone else. Success usually starts with winning the division, and in the AFC West, the Broncos have been the most adept at this for generations.



# Fox always had makings of great coach

By Nick Canepa  
San Diego Tribune  
January 10, 2014

What goes into the making of a successful NFL head coach seems to be a riddle that would make the Sphinx scratch its limestone head.

Some outstanding coaches -- Ernie Zampese, once the chief engineer of Air Coryell, immediately comes to mind -- never wanted to direct the show. For sure, they are not easily made and difficult to find, or many teams wouldn't be looking to solve the puzzle every year.

Some fail when they get their first opportunity -- New England's Bill Belichick, who flopped in Cleveland, comes to mind -- and get a second chance and succeed. Some get multiple chances -- Norv Turner comes to mind -- and can't get it done.

Although he found success in his first opportunity, getting Carolina to the Super Bowl but getting canned anyway, John Fox is one who got a second chance. He is the head coach of the Denver Broncos, the Chargers' divisional playoff opponent today, and he's flying along smoothly with quarterback Peyton Manning piloting the jet.

Funny how things happen. Fox was born in Virginia Beach, the son of a Navy SEAL trainer (which means he didn't grow up among shrinking violets), and moved to San Diego. He played at Castle Park High, Southwestern College and walked on at San Diego State as a defensive back in 1975. He became a starter, and later a graduate assistant at State under Claude Gilbert.

He was a Chargers fan. Ironically, he gave San Diego rookie head coach Mike McCoy his first chance in Carolina, and Fox later hired McCoy as his offensive coordinator in Denver.

"Yeah, I grew up there," says Fox, who underwent open-heart surgery in early November and returned late in the season. "The first NFL team I rooted for was the Green Bay Packers. When we moved to San Diego, yeah. My dad brought me to games. I go back to the (John) Hadl days."

I covered SDSU when Fox was there, before he moved on to several colleges as an assistant, then to the NFL (he coached Chargers defensive backs in 1992-93), and in 2002 landed the top job in Carolina, where he served until 2010 (the Broncos hired him in 2011).

I knew Fox as a tough player, a hard working and ambitious young man and a good guy. But I couldn't have predicted he'd become a successful NFL head coach. Not

even the men he worked under, Gilbert or Aztecs offensive coordinator Ted Tollner, could have had an inkling. Only that Fox had promise.

"We were so fortunate to get John," the retired Gilbert says from his Green Valley home. "He played at Southwestern, but nobody recruited him .... We didn't. But Bob Mears, who coached there then, said I should take a look at him. John walked on and became an immediate starter for us in the spring.

"We could see he had potential as a coach. He took all the steps, but my goodness, he turned out to be a good one. He has it all, knowledge of X's and O's, which is overrated, but his greatest strength is his ability to handle people. He can be a tough guy, but also compassionate. What he's done hasn't surprised me. He's smart and has great enthusiasm; he's a worker and a grinder. But you couldn't predict he'd become an NFL head coach."

Nor could Tollner, now also retired and resides here, who went on to become the head coach at USC and SDSU and worked several jobs in the NFL.

"John's a heckuva coach," Tollner says. "He has a great work ethic and he's never been afraid. You come in as a walk on and you fight for your life. But he always has been a great communicator, even as a player. He has all the qualities you look for and every time he had an opportunity he made the most of it.

"He's such a likeable guy, one of those guys with charisma -- and when he became a head coach he didn't change. I'm not sure many head coaches have his humility. But if I told you I thought back then he'd become an NFL head coach, I'd be lying to you; a heckuva coach, yeah. I think the world of him."

And Fox still thinks the world of San Diego State.

"Oh, yeah, oh yeah," Fox says. "I'm an Aztec. I root for 'em."

He doesn't root for the Chargers. Right now, he's the enemy. A nice enemy, but one nonetheless.

# Q&A: Joe Ellis on Bowlen, the Broncos and the Bowl

By Wayne Hicks  
Denver Business Journal  
October 17, 2013

Joe Ellis, president of the Denver Broncos, has a long history with the team, beginning in 1983 when he joined as director of marketing. His initial stint didn't last long – it was just a couple of years before he left to earn a master's degree from the J.L. Kellogg School of Management at Northwestern University.

It was back to football for Ellis in 1990, when he signed on as a vice president with the National Football League, but he returned to the Broncos in 1998 as executive vice president of business operations, a job he held for 10 years. After a three-season stint as COO, Ellis was elevated to president in January 2011.

Ellis and I talked Thursday afternoon, before he was scheduled to speak at the University of Denver Daniels College of Business as part of its Voices of Experience series. An edited transcript of that conversation follows.

You work for a company that gets a lot of attention locally and nationally. Do you feel like every decision you make is scrutinized to the nth degree?

Yes, but that's the way it should be, right? In so many ways this team is – as Pat Bowlen, our owner, has described it – a public trust. They have a say in this team. In Pat Bowlen's words, it's their team. He just happens to own it. I think everything that we do is justifiably scrutinized. If someone is in this business and doesn't like it, then they've signed up for the wrong experience.

You mentioned Pat Bowlen. You've worked for him for decades. What have you learned from him about leadership?

Pat has said to me, "Remember this. I give my people who work directly for me plenty of rope to do their jobs and just enough rope to hang themselves." He expects you to do things the right way, to excel and get the message across to everybody that works for him that he wants to be the best at everything. Winning is important to him, but doing things the right way are important to him as well. He's been very kind and very generous and comforting in his guidance in the years that I've worked with him and I take a lot of that to heart and try to employ those same characteristics to my leadership when he asks me to guide the organization in a certain direction.

If you have a difference of opinion in how things should be, is he amenable to listening and maybe changing his mind if he thinks you have a good point?

Absolutely. Absolutely. There's another leadership trait that I take to heart. I think you have to talk a little and listen a lot, and Pat is that way. Pat has the courage of his convictions like any great leader and when he believes and knows that he's right about something, he knows exactly how to apply the pressure and anybody that's dealing with him or working for him understands that and goes the way that he feels is the appropriate way to go.

Season tickets to Broncos games have been sold out for a long, long time, so how do you grow your business and get people to become fans if they can't see a game in person like they might want to?

You've got to maintain that relationship with the ticket holders you currently have and try to make that in-stadium experience the best it can possibly be. And then you grow fans obviously through television. We have a prominent relationship with network broadcasters as well as with ESPN on the cable side. Then you try to do a lot of programs in the community to nurture young kids, the younger generation, so that when the time comes along when perhaps tickets are passed through or tickets become available you can hopefully make them feel good enough about you and what your product is and how you present yourself so that they become customers and buy season tickets. There's all kinds of ways now you can touch fans. Through digital means, through print means, through event hospitality means, events centered around community development programs. You're always trying to reach out and touch as many fans as you can and this is a football craving/crazy market and we're very fortunate that a lot of people have been willing to react and respond to some of the things that we've undertaken.

There was a recent poll that showed that among Americans who follow football, the Broncos are now their third-favorite team, and that's up from tied for 17<sup>th</sup> favorite last year. What's changed in the past year?

Well, they've gotten used to seeing us a lot more on prominent games, nationally televised games. Those are sometimes 2 o'clock on Sunday where we're going to 85 to 95 percent of the country's TV sets that are watching football games. More Sunday night games, more Monday night games, and Thursday night games. We're getting a little more exposure than we used to in the past. That obviously has to do with how we're doing on the field. That's John Elway and John Elway and Peyton Manning and his teammates, what they've accomplished. We've won 17 regular-season games in a row now, and people are enamored of our story. It's no secret Peyton Manning has brought a lot to this organization. He's welcomed by the coaches and he's welcomed by his fellow players. He's done a terrific job and we're very, very lucky to have him.

I read that you were responsible for getting Elway to sign on as a front-office executive. Is that right?

Well, Mr. Bowlen made the final decision on it. We talked about it at length. In 2010 we'd kind of lost our way, is the way I would put it. Pat Bowlen recognized that and the way to stabilize that and regain the trust of our community and our season-

ticket holders and our sponsor partners and everyone else was to bring in someone who had some real leadership credibility when it came to football. Not only did John Elway have that, he had business sense, he had intelligence, he had common sense. He is and remains extremely competitive and Mr. Bowlen is extremely competitive. We all are. And I think just those characteristics there, as well as his history and all the great things he's done, not just for the Broncos but for the community, made it a very easy decision.

What was going on in 2010 that made that a bad year for the Broncos?

Aside from the fact that we were not winning games – if you recall, we were 4 and 12 – it was the way we were going about our business. We weren't being accepted or perceived very well by not only the media but the general public and a lot of partners, our ticket holders. You learn this by listening. Mr. Bowlen agreed dramatic changes were in order. Even though 4 and 12 is not the worst record in the history of the franchise, it was certainly the worst year under Pat Bowlen's ownership and he wanted a reversal of that. Thus we went in the direction of John Elway and John Fox was brought in simultaneously and both those guys solidified the leadership and the experience that was needed to conduct a first-class front office on the football side.

The Broncos have had some great seasons and some not-so-great seasons. During down times how do you keep your employees and yourself pumped up?

Well, you just have to accept the fact that success in this league goes in cycles and sometimes you're not going to be successful. You don't like to think about that. That's not what you're striving for each and every year. Our league is set up with a player allocation system and a salary cap system such that everybody has a chance to win. You just keep working as hard as you can to maintain your relationship with your customers, the general public, with your community. You have to be honest and truthful about where you are and assess everything and take steps to try and correct the problems that you have and move forward.

After every game this season I imagine there are people in offices all across Denver and across the country who are speculating about will this be the Broncos' year for the Super Bowl. Is that a conversation that takes place in your office?

No. We take it one game at a time, because if you start thinking the way some of the public thinks you get trapped and you lose your way. You lose your focus and your concentration. We have a lot of people who have a lot of experience in this game. John Elway is one. John Fox, certainly. He gets his players to clearly understand the focus needs to be on one game at a time. Yes, the end goal is to try and win the Super Bowl, but that's the way it generally is every year. It happens that this year expectations are a lot higher. Sometimes you just have to ignore the noise and stay focused, stay humble, and take it one game at a time. I think John Fox, the coaches and the players have done a great job of that so far and I hope that extends through the rest of the regular season and then we'll see where we go from there.

If you were to leave your job today, what would you consider to have been the highlight of your career with the Broncos?

I don't think that's happened yet. Aside from winning the Super Bowl, which we want to see happen every year – and I was here for the Super Bowl championship in 1998 – what I hope to have accomplished before long is that we win the AFC championship in our own stadium. There was a lot of anxiety and concern when we left Mile High Stadium, which had served us so well for so many years. We left it on a high note. We left it having recently won two Super Bowl championships. When we moved into the new stadium, our fans are terrifically loyal and they stayed with us through the transfer. We've never presented them with the AFC championship trophy in that building. We had a chance in 2005 and we lost to Pittsburgh. My hope is that one of these days soon we can host that championship game, win it, hold up the Lamar Hunt trophy, which is the AFC championship trophy, and assure them that we'll be heading to the Super Bowl site to bring home the real trophy, the Lombardi trophy. That would be something I'd like to see. I know Mr. Bowlen feels that way as well.



# Elway hits another jackpot in free agency

By Arnie Stapleton

Associated Press

January 9, 2014

ENGLEWOOD, Colo. (AP) — John Elway followed up possibly the best free agent signing in NFL history — Peyton Manning — with another jackpot this season.

Wes Welker and Louis Vasquez helped transform the Broncos offense into the highest-scoring team in the Super Bowl era, and a bevy of defensive signings helped rescue a unit that was hit hard by injuries and illness.

Vasquez, a fifth-year right guard lured from AFC West rival San Diego, earned All-Pro and Pro Bowl honors after anchoring an offensive line that allowed the fewest sacks in the NFL (20) this season and produced a league-high six games without allowing a quarterback takedown.

Welker, pried away from Tom Brady in New England, caught a career-high 10 touchdown passes despite missing the final month with a concussion, one of a record five Broncos to reach the end zone 10 or more times.

None of the other seven teams still playing has more than one "go-to" player who has double-digit TDs.

Although Welker (two years, \$12 million) and Vasquez (four years, \$23.5 million) were the cornerstones of the Broncos' free agency haul, Elway, the team's executive vice president, signed a slew of others who also played big roles in helping the Broncos go 13-3 for a second straight season.

Dominique Rodgers-Cromartie (\$5 million), Terrance Knighton (two years, \$4.5 million), Shaun Phillips (\$1 million), Quentin Jammer (\$1.1 million) and Paris Lenon (\$940,000) all turned into big bargains.

They kept a depleted defense functioning through a rash of ailments that claimed starters Von Miller, Rahim Moore, Kevin Vickerson and Derek Wolfe and also turned captains Champ Bailey and Wesley Woodyard into backups.

"We brought in good guys and these guys have been effective for us all year," Bailey said. "And I thought T-Knight should have made the Pro Bowl. I thought DRC should have made the Pro Bowl. I mean, that's the type of years they had."

Last month, Elway signed Jeremy Mincey when he was released by Jacksonville and the defensive end has helped the Broncos shore up a run defense that was exposed by running back Ryan Mathews and the Chargers (10-7), whom they'll face again Sunday in the AFC Divisional playoffs.

Elway's philosophy is to build through the draft but to add veterans to fill the gaps but only if they're "guys that will fit in that locker room the right way."

Elway doesn't want anybody who will put individual desires ahead of team goals and spoil the chemistry.

This locker room may be chock-full of superstars but there aren't any super-sized egos or self-centered jerks.

Mincey, who was released by the Jaguars after missing two team meetings and falling out of favor with a front office that gave him a four-year, \$20 million contract last year, had to pass muster in Elway's eyes before he was brought on board.

The Broncos reached out to the Jaguars and determined a change of scenery and a reunion with Denver defensive coordinator Jack Del Rio, who was his head coach when he had his best seasons in Jacksonville, would rejuvenate his career.

"Peyton knew exactly who I was when I walked into the locker room and welcomed me with open arms and said, 'We need a guy like you around,' and I said, 'Appreciate it.' That made me feel really good from a guy like that," Mincey said.

Knighton, who also played with Mincey in Jacksonville, said he's been nothing but a pro's pro since his arrival in Denver.

A trio of the free agents — Phillips, Jammer and Vasquez — were long-time Chargers who will be facing their former team this weekend.

Vasquez signed at the start of free agency and he was the only free agent named All-Pro this season, giving Elway arguably the best free agent signing two years in a row.

Phillips came on board over draft weekend to replace Elvis Dumervil and he led Denver with 10 sacks.

Jammer, a starter for the last decade with the Chargers, started just one game for the Broncos this season, and that was only because Rodgers-Cromartie sent him out in his place in San Diego on Nov. 10, unbeknownst to the coaches.

Jammer is like the other free agents in that he was lured by the chance to play with Manning. Unlike the others, he hasn't seen the field much. But he harbors no regrets.

"I'm trying to win a ring," he said. "I can't be picky."

# Jack Del Rio goes 3-1 as Broncos coach, impresses John Elway

By Mike Klis  
The Denver Post  
December 1, 2013

KANSAS CITY, Mo. — Jack Del Rio tried to succeed as an NFL head coach while his team played against Peyton Manning twice a year.

Del Rio found the goal easier to attain when Manning was on his side playing quarterback. Filling in for John Fox during the most difficult stretch of the Broncos' schedule, Del Rio posted an impressive 3-1 record as interim head coach.

When the team plane landed back in Denver on Sunday night, Del Rio's job as boss was done. Fox will be back Monday morning as head coach while Del Rio returns to his full-time role as defensive coordinator.

"He has great command in team meetings, addressing the team and you can tell he has been an experienced head coach," Manning said of Del Rio.

After the Broncos defeated the Kansas City Chiefs, 35-28, Sunday, team front office boss John Elway presented Del Rio with the game ball.

"It was special to have John Elway recognize the things I did, but I basically want to say that is just a representation of what we all did," Del Rio said. "It wasn't about me. It was a collective effort."

Like most teams, the Broncos have encountered their share of devastating injuries, suspensions and controversies. But losing a head coach in midseason was an extraordinary predicament. Fox had been on four-week medical leave after undergoing heart-valve replacement surgery.

"Our team has faced a lot of adversity in just a short time," Manning said. "You never expect your head coach not to be with you the entire time. But coach Del Rio has done a great job keeping us together. It was a pretty tough four-game stretch he had to endure and the team responded. But we are certainly glad to have coach Fox back."

# Mike McCoy made right call on Adam Gase

By Jeff Legwold  
ESPN.com  
November 8, 2013

ENGLEWOOD, Colo. -- Big journeys often begin with the smallest of steps and Adam Gase's winding road from almost insurance agent to NFL play-caller really got the push it needed with one simple question.

"What do you like here?"

It is how first-year San Diego Chargers head coach Mike McCoy, a Broncos assistant for four seasons, started the ball rolling for Gase, who now calls plays for Peyton Manning and the Denver Broncos' record-setting offense. The pair meet as opponents on Sunday.

McCoy didn't guard his turf with Gase. He didn't shut out those around him as he went about his business in pursuit of wins, touchdowns and perhaps the head coaching job that would come with them. He saw potential in Gase, and even as McCoy hoped his work would land him one of those coveted 32 jobs, he also saw the value in trying to prepare Gase to succeed him as his replacement.

"I was very fortunate when I was with Dan Henning for a numbers of years, Jeff Davidson and other people that gave me an opportunity to learn certain things ... and prepare so whenever your opportunity came up you were ready for it," McCoy said. "... We're all in this together ... They all knew during the game it was going to be an open conversation and I was going to throw ideas and I wanted answers."

"I think it's helped me more than anything," Gase said. "Mike's a special person to have done that when a lot of guys wouldn't. He's able to kind of let his guys do their jobs, to believe in how he goes about things. I'll never be able to thank him enough for all that."

McCoy showed the same stripes when he became a head coach this past offseason. Rather than choose himself as the Chargers' play-caller in his inaugural year at the top of the coaching flowchart -- a vocational double-dip that has derailed more than a few rookie coaches in the league over the years -- McCoy hired Ken Whisenhunt, a former head coach and long-time NFL assistant to run the team's offense.

It was the same kind of big-picture outlook that McCoy had when he and Gase joined the Broncos. Both were hired in Denver by Josh McDaniels in 2009, McCoy as quarterbacks coach, Gase as wide receivers coach. McDaniels was the team's game-day play-caller/offensive coordinator in '09, as McCoy was given the title of offensive coordinator in 2010.

McDaniels called the plays until he was fired with four games remaining in the 2010 season. And when Eric Studesville, the Broncos' current running backs coach, was named interim coach for those final four games, McCoy was suddenly the play-caller in the offense.

"And in that first game, it was rough day, I just didn't feel like I, me personally, was prepared, ready for what came at us," Gase said. "After that game I always felt like I had to make sure I was ready for whatever happened. That was really the starting point, that I always tried to make sure if he ever asked me a question that I had an answer."

They closed out that season and moved through an offensive rebuild in 2011 to fit Tim Tebow. Then came another complete overhaul after Manning was signed in 2012. The two carved out one playbook after another, side by side, exchanging ideas, often with McCoy challenging, asking for more of Gase along the way.

"Adam was really my right-hand man that I leaned on a lot," McCoy said. "We spent endless hours in there and did a lot of things together. I always told him, 'Listen you've got to be ready for this opportunity because you never know.' ... I always told him, 'Hey, you never know what could happen so let's get involved as much as we can and I'll try to help you in any way I can and see what happens.'"

"I always felt Mike was trying to get me to reach, to push," Gase said. "I had suggestions sometimes when he would say, 'You can't do that because of this and this and this,' and I had not thought through that. He showed me how to think things through and see beyond just the play call."

McCoy's strength in guiding an offense is his ability to adapt, to build and to consider options, according to Manning. Not to simply jam everything and everybody into a scheme McCoy wanted to run no matter who was in the huddle.

In the weeks following Manning's arrival, many wondered if the Broncos would simply shove Manning's offense from Indianapolis into the copier and keep it going in Denver. However, this week Manning pointed out, as he has from time to time, just how diverse the playbook was that McCoy and Gase had put together.

"I just can't tell you how indebted and grateful I am for the support Mike gave me," Manning said. "We kind of put together a hybrid offense last year -- a combination of some of the Colts stuff, some of Mike's stuff, some of, I guess, Josh McDaniels' New England stuff. It was really a hybrid last year. It was pretty rare for the offensive success we had in that short period of time when you are putting an offense together and have new quarterback and a coordinator working together for the first time, it doesn't work that well, that often."

Sunday the two coaches will stand on opposite sidelines knowing exactly how the other thinks in any and all situations. And they will be happy in the knowledge they also helped the other get to that place.

"I've heard of other guys doing what Mike did, but I hadn't really experienced it, not to the extent Mike was willing to do it," Gase said. "He always made it so I had to be ready to go. I feel like that's helped me all the time, especially when we go up-tempo, because he always had me work at that pace, to be ready. I'll always be indebted to Mike for preparing me like that, for taking the time."



# Q&A With Quarterbacks Coach Greg Knapp

Quarterbacks Coach Greg talks about his first offseason with the team, working with Peyton Manning and the development of the young QBs.

Stuart Zaas  
DenverBroncos.com  
Jun 27, 2013

Editor's note: DenverBroncos.com sat down with the assistant coaches to talk about their position groups before the coaches left Dove Valley for vacations in mid-June.

How have the first couple of months on the job been?

"The job's been great. I love the environment that's set in the building from the owner on down – Mr. Bowlen and John Elway and John Fox. We have high expectations but you're getting support that you can ask for so it really exciting to be a part of it. It does bring back memories from my start in the NFL career almost 20 years ago in San Francisco, where the expectations were high but you were getting the support to shoot for those expectations."

What is it like coming in and having a future Hall-of-Fame quarterback?

"I've been pretty spoiled now, so this is going to be my second one to work with – a future Hall-of-Famer here with Peyton (Manning). I started my career with Steve Young so I love that challenge. Peyton is one of the most cerebral quarterbacks that's every played the game so as a coach it keeps you on your toes but it also makes you better. The resources that I can provide for him from my experiences of learning to work with different quarterbacks, identifying certain defenses or working with footwork, progressions hopefully will benefit his game. I've been very pleased on how well he has taken to the advice because sometimes the old dog doesn't want to learn a whole lot of new tricks. That's not been Peyton at all. He is all ears to listen and then give you a reason why he may or may not want to do something, which I certainly understand. But it's been a good relationship so far."

Are there any similarities between Peyton Manning and Steve Young that you've noticed?

"The mental part of the game is very similar. Both are very good decision makers, both are very accurate passers. The burden is on Peyton to do more in protections than it was on Steve Young and I'm very impressed in how well he understands defenses and identifies protection needs, adjustments at the line of scrimmage. Ultimately, it's their competitiveness that you can see why they're one Hall-of-Famer and one future Hall-of-Famer – it's their competitiveness. They don't ever want to lose and they find answers to everything."

How had Brock Osweiler looked in the offseason?

"I've been pleased and even within the 10 OTAs and the five minicamp practices, to see his progress from when I started on day one. I'm a big believer that footwork helps make your accuracy go up in the game of football and it also slows your internal clock on decision making from progression one to progression two to progression three on any particular play. And he has really been a sponge and has applied that and reaped some of the benefits from it so I've seen progress just in those few practices we've had together."

What have you seen from Zac Dysert?

"I loved his playmaking ability (in college). He does have a little street ball, if you will, in him that he can create plays with his feet and moving out of the pocket. But he too has – he's actually older than Brock, so it's surprising in that way – but he's like Brock. He's a sponge right now, he's listening, he's learning and what I like so far – what you always want to look for in a young guy – he's not making the same mistake twice. So I'm seeing good progress from him as well."

What has the chemistry been like between the younger players and Peyton Manning?

"With Peyton in there, what do you think? It's good. It has been really good to see Peyton taking time to help the young guys too. He's very conscious about trying to pass on some of the stuff he's learned to the young guys to help expedite their careers."

What are your thoughts on the familiarity of coaches within the AFC West?

"There is some plusses and minuses but as each game unfolds, it's kind of hard to say that coach helped make a distinct advantage over the other team. There'll be some things we have to do against San Diego because Mike (McCoy) was on the offensive side of the ball from a verbiage standpoint or from a formation standpoint and that will be different from what he's used to seeing. With (Raiders Head Coach and former Broncos Defensive Coordinator Dennis Allen) 'D.A.' only being here one year I don't think it was as big of a change for them against Denver, when I was at Oakland because it was a new quarterback and a new system coming in to play."

Will that familiarity come in to play against Oakland?

"Knowing the defense a little bit, yeah. I have some background with (Oakland Raiders Defensive Coordinator) Jason Tarver and so working with him, I'll have some ideas but he's just like the rest of us coaches, he knows that I know something so he'll have his calls that will be changed a little bit to offset the knowledge that's been passed on."

# Q&A With Offensive Line Coach Dave Magazu

Offensive Line Coach Dave Magazu talks about his take on the O-Line heading into training camp.

Stuart Zaas  
DenverBroncos.com  
Jul 2, 2013

Editor's note: DenverBroncos.com sat down with the assistant coaches to talk about their position groups before the coaches left Dove Valley for vacations in mid-June.

Without pads on for this part of the offseason, what are you able to do with your guys?

"I think we can get a lot done because a lot of things change on the line of scrimmage. The mental aspect of it and going through and talking technique and hat placement – you can get a lot done. You lose the physical aspect of the game but from an assignment standpoint and adjusting to all the checks and audibles and the changing of the plays I think that's a great time to sharpen your skills mentally."

How does having Peyton Manning at quarterback affect the line's pre-snap adjustments?

"It's like anything else, you have to be on your toes. Because anything that's in the playbook he has the ability to get to go and does that and change Mike points and things of that nature. That's why in these OTAs, even though not being in pads, he'll challenge us up front – the mental aspect of it. And that gives you all the reps and we get a lot of work with that stuff, just working from the line of scrimmage and not calling things in the huddle."

Are younger guys getting more reps with Ryan Clady out and J.D. Walton recovering from injury?

"Well I think it gives a bunch of guys more time. J.D.'s a proven player and has done a nice job when he's healthy. Clady's a pretty good player also. And those guys are on top of it mentally, they've been in the system that we use up front going on year three or four – year three really with me and it's been a positive. I just got off the phone talking to Clady and he's doing well and he's looking forward to getting back. J.D.'s been in every meeting. So they're staying on top of it mentally. We just have to get them physically ready to perform."

What does Louis Vasquez bring to the unit?

"His best attributes we haven't even seen yet because he brings a physical

presence to us up front. He's a big, strong, physical guy and with not having the pads on he hasn't really had a chance to really demonstrate his biggest attributes. That'll come in time and we have a long time before that first game. We just have to keep working hard and everyday try to get a little bit better."

What do you see in Winston Painter?

"I think it's going to take him some time to pick up the system. But he's a big, strong, athletic guy that has exceptional movement skills. It's hard playing with the first unit with some of the things we do at the line of scrimmage. In time, he's got some versatility, we just have to be patient with him."

How important is versatility at the different positions along the offensive line?

"I think the more things you can do the more valuable you are. We have some guys that can play multiple positions. It's nice when you don't have to bounce guys around because they get to hone their skills in but right now with so many guys out we're a little short-handed so we'll bounce some guys around. We will probably do that a little more in camp just to get the flexibility of guys' ability."

How has having Alex Gibbs back helped the younger guys?

"He's put a lot of time and effort in working with some of the younger guys and that's going to help because that takes a ton of time away from me – coaching those young guys where they don't get as much attention as the guys you know are going to play on Sunday. So that's been a great help."

# Get to Know: Jay Rodgers

Stuart Zaas  
DenverBroncos.com  
December 25, 2012

**\*EDITOR'S NOTE:** This story originally ran in the Week 16 Gameday program, when the Broncos defeated the Cleveland Browns 34-12.

How has defensive end Elvis Dumervil's leadership evolved now that he is a captain?

"I think any time you have a guy who has a lot of experience and can share those experiences with the younger guys as well as do it himself, I think it's invaluable that that kind of communication lines are open to the young guys. They can go to him and say, 'Hey, what do you think about this?' or 'What do you think about that?' Elvis has done a great job of leading those guys."

What have you seen from veteran defensive tackles Justin Bannan and Kevin Vickerson?

"I think we've been consistent. I think that we're forging a mentality to be stout versus the run and be able to get after the quarterback. So when you stop the run and you force people into third-and-long situations, we know that our two outside rushers have a chance to be able to get to the quarterback or at least close to the quarterback to cause disruption. The inside guys play a big-time role in being able to press the inside of the pocket and stop the run."

What has defensive end Derek Wolfe's versatility meant to the team?

"Derek's been very versatile. Very few guys in the league can play defensive end and defensive tackle. And he's been able to do both and do it well. So the sky's the limit for him. Him being a rookie and getting this much playing time has been a great experience for him. Now it's just a matter of him taking those experiences and taking it to the next level as the years progress."

Have you encountered any surprises in your first season as a defensive line coach?

"There are always surprises every day. Whether it be a technique here or an adjustment there or even personality traits between guys, every day is a new adventure. We just take it one day at a time and go from there."

Do you enjoy being able to coach on the same staff as your brother Jeff, who is the team's special teams coordinator?

"It's been great. We hadn't lived in the same town since high school until last year. So it's been a great opportunity for us to not only live in the same town, but him to be able to experience my kids and be an Uncle Jeff. At the same time, I'm sure mom and dad don't mind just one destination for football games rather than have to split time and go two places."

# Q&A With Special Teams Coordinator Jeff Rodgers

Special Teams Coordinator Jeff Rodgers talks about his expectations for 2013.

Stuart Zaas  
DenverBroncos.com  
Jul 18, 2013

Editor's note: DenverBroncos.com sat down with the assistant coaches to talk about their position groups before the coaches left Dove Valley for vacations in mid-June.

What kinds of things do you work on with your group during OTAs and minicamps?  
"Real similar to offensively and defensively, there's obviously a limited amount of things you can do contact wise but knowing what to do and how we want to try and get it done can still get accomplished during this time period. I also think that a large part of the season is based on not being in pads. There's a way you practice and that's kind of setting the tone for the in season part of it. But really with the new guys we're looking at their athletic ability, how well they learn, and really some of the space, movement-type things as well as how quickly can they adapt to some of the things on the run without getting a whole lot of contact stuff. You try to marry that part of it so you don't have to re-teach that during training camp and now they can show us what they can do physically with that part of the game."

How do you work to get the rookies up to speed as quickly as possible?  
"I think you just throw them in there. Find out what they can do early. Obviously the veteran guys are going to be ahead of them. We try not to overload them with a lot of information. Schematically, we're going to keep things simple so that we can see them at their best, playing fast as early as we can. The reality is, none of these guys had that role in college. They're All-Conference or All-America, they're All-whatever it may be and that's where they've been throughout their entire career. Obviously, we think they're good players but there is a learning curve involved. Generally speaking, they're not going to be going as fast as the vets, who are going to pick it up. For them a lot of them are in year three of the system but you can kind of tell based on our experiences where different guys are at. Where was Nate Irving two years ago? Where was Omar Bolden a year ago? You try to make those comparisons and just see where they're headed as the season unfolds."

How do you replace leadership from a veteran like Wesley Woodyard as he spends more time playing on defense?

"To be honest with you, we haven't had to replace the leadership. Wesley (Woodyard) is a guy who's still, even though his role was diminished when it comes to the kicking game last year, he still was in the meetings. His peers voted him as the captain last year. He took that pretty seriously and maintained that the entire



season but as he's not on the field, a guy like David (Bruton) assumes some leadership and Nate Irving assumes some leadership and some of the rookie guys as the season went on they kind of start feeling like it's their own. That stuff grows naturally. But the thing that I think that is important with that continuity is that's one of the things that's always a constant when it comes to special teams. If one of your guys gets hurt, who's the next guy going in? If a defensive starter goes in and now one of the guys who maybe is a primary specialist has become a defensive starter, who's the next guy going in? That's why you try to develop your young guys as quickly as you can and hopefully by the time they're pressed into action they can uphold that standard that we play with across the board."

How important is David Bruton to the coverage teams

"I think it's evident – I mean we're not the ones voting for our own players for the Pro Bowl so any time a guy gets votes or is an alternate or whatever it shows the respect they've got around the league. Other teams see who those impact guys are. Even though at times it's not as evident to the naked eye, David specifically is a guy who's been a really important part of what we've done. But again, we're just trying to put guys in the positions they can be most successful in and he's not going to be great if the rest of our guys aren't playing very well. And if in the games that people have tried to double team him or schematically try to take him it's opened some things for some other guys to do things. Part of the reason why we've made some other impact plays might be because they're doubling him inside and a gunner is singled up and forces a fumble or we block a punt because they're paying a little too much attention – all this stuff marries in as well as our returner, our kicker's ability and where we're directioned and all that stuff ties together."

How much more do you expect from Trindon Holliday after a full offseason to work with him?

"Well, it's hard to expect four touchdowns out of one guy in ten games. But certainly that's something that goal-wise we're trying to get in the endzone in our return game. I think the offseason benefits guys. Any time a guy joins a team midseason there's something along the way that they're going to miss and you try not to have that happen as a coach but the reality is there's a reason why we have so many hours of meetings during training camp. There's a reason why we work all this stuff pre-practice, post-practice, during practice. Having a full offseason to work with a guy like him, I think you can rewind, start from ground zero: here's how we want you to do things, here's what you're looking for in certain things. And you see the skillset as a coach and you're trying to scheme things around that skill set. Well when you have eight months with a player and especially coming off last season, we know more about Trindon – some of the things he does well, some of the things that we may have to protect him from and we can adjust things as they're going in to the season not necessarily in midseason."

What was it like game planning against Trindon Holliday one week and then with him a few weeks later?

"He had our attention going in to that Houston game. You get in the endzone three

times in the preseason, you get everybody's attention. That's a different type of deal where you play against a guy and they all of a sudden he's playing for you but it's the way the NFL is. That obviously worked out for us. He made an immediate impact for us in the season and in the playoff game."

Were you happy with the overall play of the special teams groups last year?

"Yeah, I think our goal always going into the season – regardless of if we're talking individual goals, team goals or unit goals – is to be consistently good all the time. We don't want to have great play and have four disaster plays, that doesn't work in this business. You're trying to be consistently good and if you can do that and you've got good specialists then you're going to make some dramatically great plays – whether its scoring or downing a punt at the five or whatever. I'd say that we performed at a pretty decent level for most of the season. There were some lulls and that's what we're trying to keep from happening. We're trying to play 16 games consistently and not have the one or two games we may struggle in a certain area. We're just trying to uphold that standard as long as we can."

Were you happy with Aaron Brewer's first year?

"We identified him in the spring and we were fortunate nobody drafted him. We had to be competitive in order to sign him in free agency but I think any time you get a rookie snapper and he's able to stay out of the limelight that's a good thing. Nobody really wants to know what the snapper's name is, and if they do its usually not good. That's a position where anonymity is good and I would say for a rookie, an undrafted guy and a guy coming to a new team when the kicker sets a franchise record for points and the punter shatters the net punting record, he probably played pretty decent."

# Q&A With Linebackers Coach Richard Smith

Stuart Zaas  
DenverBroncos.com  
Jun 20, 2013

Linebackers Coach Richard Smith talked about Von Miller's progression as well as the competitiveness of his group.

Editor's note: DenverBroncos.com sat down with the assistant coaches to talk about their position groups before the coaches left Dove Valley for vacations in mid-June.

What have you seen from your players during OTAs and minicamp before the pads go on in training camp?

"Well, right now, the attitude's been great with them. I think we have a really good understanding of our system. I think the big advantage is that it's year two in the system and I think we're much further along. Not just as a linebacker group but as a defense. It's really hard in terms of practicing without pads, so right now our emphasis is just to try to play fast. Right now, I've been pretty pleased with how we've played so far."

Middle linebacker is an area that a lot of people will be watching in training camp for the competition. What have you seen from that group?

"Well, I think there's competition at every position. That is what we are trying to create. Right now, we're still a long ways off. We've had Nate Irving competing along with Stewart Bradley and Stevie Johnson, Joe Mays has had some reps in there too coming off of an ankle injury. I think, right now, it's been really competitive throughout OTAs and minicamps. We look forward to seeing these guys continue to grow and develop, see what we come up with once we get pads on and start playing some preseason football games."

How have you seen the middle linebacker position change over the years with the emergence of the pass-happy, spread offenses?

"The league has been more of a passing offense for a long period time, but when we're talking about the Mike linebacker spot, we're talking about a guy who can get in there and be a great leader, who has a good understanding of our defense. It's more of a first and second-down type player. That's the role we're trying to fill, where Keith Brooking came in last year and did a wonderful job for us. We've got some young talent right now and it's our job as coaches right now to develop them, and their jobs as players to be able to perform."

How have you seen Nate Irving improve since the team drafted him in 2011?

"We drafted him a few years back. We saw him as a Mike linebacker. I thought he

did a wonderful job in the role he played last year, being able to back up the Sam. He was also a backup at the Mike linebacker position, too. But the majority of his reps came at special teams, and then he did sub Von at times at the Sam linebacker spot. I thought he did a really nice job with that."

Is the Mike position more of a natural fit for Irving?

"We think so, but like I said, right now he's still developing and it's still a long ways off. Through the summer and all the preseason and training camp work, we hope that he continues to develop."

Von had a pretty remarkable season last year. How much better do you think he can get?

"I think he's much better. I think, once again, the opportunity of having Jack Del Rio back for a second year has helped him. The system hasn't changed much – we've added a few wrinkles here and there. Right now, he's doing well and practicing hard. He's just trying to be an overall great football player, and I think he has a bright future."

What did you like about Steven Johnson that helped him make the team as a college free agent last season?

"I love his attitude. The game is not too big for him. It's the same thing as it was last year. He was a free agent and he came in here and impressed us. I thought he did a nice job on special teams and I like it that he doesn't get rattled. He's got a very good demeanor for the position and he's very intelligent. Right now, in OTAs and minicamp, we're playing him at multiple positions. He's been playing backup at Sam and also at the Mike position. Any of these backup players, they have to be able to play any of the three positions. We try to roll them around to make sure that if there was an injury to anyone, you want the best player coming onto the field in relief. It helps them out because they get a better knowledge of the entire package that way instead of getting locked into one position."

What does Wesley Woodyard's leadership bring to the group?

"I think he's done a great job. Last year Woodyard came in and really did a nice job in his role. He had a lot of production and was really durable. He's got a lot more confidence than he did a year ago and he's done a great job in his leadership role. His personality is contagious, he's the kind of guy that his teammates want to hang out with and spend a lot of time with. We're looking for bigger and better things out of him this year, even though we're pleased with what he did last year."

# **Moreno, Studesville Earn Ed Block Courage Honors**

By Brandon Moree  
DenverBroncos.com  
December 6, 2013

Running back Knowshon Moreno and Running Backs Coach Eric Studesville were both honored by the Ed Block Courage Foundation.

ENGLEWOOD, Colo. – For their courage in the face of adversity, both running back Knowshon Moreno and his position coach Eric Studesville will be honored by the Ed Block Courage Foundation.

Moreno was selected by the Broncos as the 2013 Ed Block Courage Award winner and Studesville is receiving special consideration from the foundation for his perseverance in the wake of the sudden and tragic loss of his parents Al and Jan in June.

Moreno was selected for the Ed Block Courage Award honoring players who exemplify commitments to the principles of sportsmanship and courage. He is being honored for his work coming back from an ACL tear in the 2011 season and another knee injury in the playoff game in January to ultimately start each game of the 2013 season to date and lead the team in rushing. In addition to his rushing yardage, he's also caught 42 passes for 414 yards and two touchdowns – putting him well over 1,200 yards of total offense.

Studesville is in his fourth season as the running backs coach for the Broncos and is lead a unit that has scored 14 touchdowns and registered more than 1,500 yards this season. That group includes rookie Montee Ball who just had the first 100-yard rushing game of his career in the win against Kansas City.

Moreno has been the leading force behind the Broncos' success on the ground this season. He ranks seventh among all NFL running backs with 1,256 yards from scrimmage and is tied for the league lead at his position with 11 touchdowns.

With his current numbers, Moreno is one of just five players to have more than 800 rushing and 400 receiving yards this season and he is on pace to become the franchise's first 1,000 yard rusher with 500 receiving yards.

The Ed Block Courage Award is named in honor of Ed Block, the longtime head athletic trainer of the Baltimore Colts, who was a pioneer in his profession and a respected humanitarian. Recipients for the award are selected by their teammates for team effort as well as individual performance.

# Q&A With Assistant Special Teams Coach Derius Swinton

Get to know the Broncos' new assistant special teams coach with this Q&A.

Stuart Zaas  
DenverBroncos.com  
Jun 29, 2013

Editor's note: DenverBroncos.com sat down with the assistant coaches to talk about their position groups before the coaches left Dove Valley for vacations in mid-June.

How has the transition to the new job here in Denver gone?

"It's been good. Working with (Special Teams Coordinator) Jeff (Rodgers) – I've known him a few years – it's been really good, really smooth transition. The staff is great, the organization is great and the players are really good. Everybody is a pro, everybody comes to work hard every day. There's nothing to complain about, everything is taken care of for you and you can just come to work and work on winning a championship, which is the major thing in any sport."

How far do you and Special Teams Coordinator Jeff Rodgers go back?

"Just throughout the years, playing against him when he was at Carolina and then coming here when I was in St. Louis and Kansas City. Before games you speak to guys and you have admiration for guys doing a good job with their units and everything. Special teams coordinators are really close. So as you go through it, being an assistant you get to know certain guys – especially since he's younger too."

What is your playing background?

"I played at Hampton – played football and basketball at Hampton University from '03 to '07. I played safety there and after that I went up to Buffalo for a tryout at minicamp – got cut. Left there, had some other things but didn't go to them because I had the opportunity to go to the University of Tennessee as a graduate assistant, so that's where my coaching career started. I was there with Coach Fulmer, after that I was there with Coach Kiffin for three months and got a job with the Rams. So I was with the Rams – with Steve Spagnuolo and then went to Kansas City last year and now I'm here."

How does that experience of trying out at minicamp and then being cut help you as a coach?

"The only thing that I can say to them is that it's short-lived. I think I harp on my coaching days more than I do my playing days to some of these guys. I tell them stories of guys I've seen along the way because I came in to the league at 22 as a



coach – it's been a quick transition. So the things I've seen coaching have been more than the things I saw playing-wise. I try to tell them, from my perspective – and try to be honest – and say how short it is. A lot of them, they have their days where they don't want to do it and I tell them, it's what you think it is. It's a very short window and you've got to take every opportunity to take advantage of it."

What drew you to special teams?

"I was thrown into it. When I interviewed in St. Louis, I actually interviewed for the assistant special teams job and the quality control on offense and Pat Shurmur, who's now with the Philadelphia Eagles, he wanted to hire me on offense but the special teams coordinator told the head coach Steve Spagnola he was not going to let me go on offense. So I ended up being special teams and just over the years – I was with that coordinator Tom McMahon who is with the Colts now – we were together four years. You just end up gravitating to it and you spend more time with something and it's like this is what I really want to do and this is where my passion is."

You worked with Dustin Colquitt last season in Kansas City and now you have Britton Colquitt, what's that like?

"I actually had Britton at Tennessee. We had a relationship from Tennessee and being a GA, you're not coaching but you're around those guys. And being around him at Tennessee, we always knew he had talent and we knew he'd end up in the league somewhere, it was just a matter of where and when. And then working with his brother last year, him being a Pro Bowl punter speaks for itself. But that family, just being around them, they're awesome. You look at Dustin and he finally got the recognition Pro Bowl-wise and I think Britton, if he continues on the track he's on, he's just going to get better and better."

What did you think of the Broncos' special teams units while gameplanning for them in Kansas City?

"Yeah, you know what they're going to do and you know what players they have that's the main thing – the scheme you knew but the players is what I was intrigued by. You watch them twice a year and you see David Bruton and that's your main focus. We're like man, how do we block him? How do we end up blocking this guy because he's such a good player. And then we they picked up Trindon (Holliday), we're sitting in Kansas City like, 'Wow. Really? Now they get this guy?' And then the rest of the corps has always been good with (Jacob) Tamme, (Jacob) Hester, Nate (Irving), Wesley Woodyard when he was not starting – guys like that. And then you have the young guys like Omar Bolden. Then you've got Britton pinning people. And then when I got the opportunity to come here, I'm like, 'Yes, I've finally on that side. I don't have to game plan against those guys.' So it's been good."

Did your experience gameplanning for the Broncos and their special teams units make the transition to Denver any easier?

"The personnel side, yes. Because I knew kind of who they had. I knew the personnel but with scheme – I like tell people going from speaking English to speaking Spanish. And now you're just translating. The first month, I might have said something one way and he's like no-no, we call it such and such – so in my mind I have to translate it. Now it's smooth after four months and it's just been a good, smooth transition."

How do you like the city of Denver?

"Oh I love it. I told somebody, I said this place, when it snows it's not bad because people know how to deal with the snow but, I said when it's warm – I went to a Rockies game this week – this city is really nice. I've been to St. Louis, Kansas City and I tell people next to Knoxville, Tenn., Denver is up there. Because Knoxville to me is home and it's where the heart is. But still, Denver – I love how everybody likes to be outdoors, you don't see a lot of people just sitting around the house. And it's not humid and all that – coming from the South – the humidity that isn't here is a great thing."

# Q&A With Wide Receivers Coach Tyke Tolbert

Wide Receivers Coach Tyke Tolbert talked about how being in the second year with Peyton Manning at QB will help his group.

Stuart Zaas  
DenverBroncos.com  
Jun 25, 2013

Editor's note: DenverBroncos.com sat down with the assistant coaches to talk about their position groups before the coaches left Dove Valley for vacations in mid-June.

How has the addition of Wes Welker impacted your receiving corps?

"Oh, he's been great. He's been a welcome addition to the room. Obviously, he's one of the best slot receivers to ever play the game. He brings veteran leadership to the room and up to this point, everything's worked well with those guys."

You have three guys who all caught 1,000 yards worth of passes last year. Are you concerned at all about how they'll handle sharing touches?

"No, I'm never concerned about the sharing, I'm always more concerned about the winning. Those guys will tell you the same thing. Each one of them, individually or collectively, they'll tell you the same thing. They just want to win. We all just want to win. As far as who's getting the touches, those will come and go because some people will concentrate more on one receiver than another at different points in the game. It's a matter of how, as the game goes along, who gets the feel for what the best matchup that we have and we'll exploit that matchup."

How does having three different receivers who all can beat you affect an opposing defense?

"I think it's a harder situation to game plan for because we'll be able to throw the ball to anyone. We have good tight ends as well, the running backs have good hands out of the backfield, and if they play too conservatively on defense, we'll be able to run the ball. We feel pretty good about where we are offensively."

How much does the continuity of having a second year with a similar offensive system and with Peyton Manning at quarterback help the offense play faster?

"It helps a great deal. You alluded earlier to the fact that we had three receivers who had 1,000 yards. (Decker and Thomas) were here, obviously. Those guys (in their first year working with Manning) had 1,000 yards apiece and were the youngest tandem in the history of the NFL to do that. I think in year two, when they know Peyton a little bit more and Peyton knows them a little bit more – and

the welcome addition of Wes, as well as the tight ends we have – it's a recipe for even greater success."

What are some of the challenges that come with running an up-tempo offense for the wideouts?

"The challenge for my group is the fact that two of my guys are bigger guys. We're going to play fast and go at a high tempo, so from a stamina standpoint, we have to be in great shape. Not only when we're on the road, but especially here at home at a mile high. We're here, we train in it, we're used to it, so it shouldn't affect us more than the other people. I think that those guys, when they leave here from minicamp and get ready for training camp, they have to continue to keep themselves in top shape. I think (Strength and Conditioning Coach) Luke Richesson and his group have done a great job of getting those guys in shape, and they have to maintain that throughout the summer in order to be ready to go when we come back for training camp."

Do you look forward to seeing what that up-tempo offense can do?

"Oh yeah. I'm always excited about our offense. Every year, I'm a total glass half-full guy, so I'm the ultimate optimist when it comes to what I'm doing and what we're doing offensively. But I'm looking forward to the up-tempo. I think it's going to be a real strain on defenses to be able to get the calls they want to get called, so they'll have to simplify more. I think, with the altitude, you'll see guys trying to sub and we can quick-snap the ball and catch them with 12, 13, even 14 men on the field at some point in time. I think we're definitely at the advantage in that regard."

What have you seen from some of other receivers in your group outside of Thomas, Decker and Welker?

"I think (Andre) 'Bubba' Caldwell has really turned the page this past spring. I think he's made a lot of good plays for us this spring. He's not only been able to sub in for Demaryius, but also for Eric Decker. I think Greg Orton has shown some promise. Gerell Robinson really impressed me because we had him in training camp last year and he was gone to another team on the practice squad throughout the year. He came back and the amount of recall he had with the offense was really impressive, so he's done a really good job as far as that's concerned. I think Trindon Holliday can get in the game in spots and we can exploit defenses with his speed and his running skills. Tavarres King, he's a fifth round draft pick and he was hampered earlier with an injury, but he's since come on and he's getting more reps to see what he can do. I think all the guys, from top to bottom, are doing a pretty good job in that next group."

What attributes did you see from Tavarres King in college?

"He has stretch-the-field, playmaking speed. He hasn't been able to show that as much in spring because of the injury he's had, but he can stretch the field. We obviously know that he played in – in my opinion – the best conference in college in

the SEC – so he’s played against top notch competition week-in and week-out, and that’s the same type of competition that he’s going to see in the NFL. I think he’s probably more NFL-ready from a rookie standpoint than the other guys because of the competition that he’s played against.”

How does competing against this team’s secondary in practice help your guys get better?

“It helps them a great deal. You’ve got a first-ballot Hall of Famer in Champ Bailey on the offensive right-hand side, and then you’ve got Dominique Rodgers-Cromartie – boy, he’s come in and he’s got the size at 6’2 and the speed. He’s got really good feet for a tall guy. So, in that regard, it helps us be able to get ready with those guys on the field. One of the most competitive guys on the team is Chris Harris in the slot – or wherever he is on the field – he’s one of the most competitive guys I’ve ever been around. That helps us a great deal because when game time comes around, it’ll be much easier for the receivers to go out and make plays because we play against some of the best in practice every day.”

What have the matchups in practice between Welker and Harris been like so far?

“There’s been give and take, definitely. Wes gets the best of Chris sometimes, Chris gets the best of Wes sometimes. Those are two really fireball, competitive-type guys, and it’s fun to watch. They get competitive and they’re only going to make each other better once the season starts.”

How do you think the extra year with Peyton throwing the ball is going to help your whole unit get better?

“I think it’s going to help a great deal because you have to think about the fact that Reggie Wayne and Marvin Harrison and those guys spent probably 8-10 years with Peyton doing the same thing. Well we just were in year one and Decker and Demaryius both had 1,000 yards, so if we can take what we did last year and keep improving on it – I think the sky’s the limit for those guys.”

## Q&A With Secondary Coach Cory Undlin

Secondary Coach Cory Undlin talks about his first year in his current role with the Broncos.

Stuart Zaas  
DenverBroncos.com  
Jul 4, 2013

Editor's note: DenverBroncos.com sat down with the assistant coaches to talk about their position groups before the coaches left Dove Valley for vacations in mid-June.

It's your first year as secondary coach for the Broncos, but you worked with Jack in the same role in Jacksonville, so is it an easier adjustment already knowing what he expects?

"I was here last year with him, too (as defensive quality control), but obviously having coached the DBs for him for three years (in Jacksonville), I know what he expects. He has a good feel for my coaching style, so it's a pretty easy transition. I know most of those guys who are in the room and have been around those guys, so it's pretty smooth."

Did you work more with the DBs than with any other position last year during your role as defensive quality control?

"No, I worked mostly with the defensive line last year, with (defensive line coach) Jay Rodgers. I did have a presentation on Saturday mornings, so I ended up talking to the DBs, but most of it was with the D-line. But you're in the room with those guys all the time, so I got to know most of them."

The team brought in a couple of veterans in Dominique Rodgers-Cromartie and Quentin Jammer. What do they add to your group?

"They're two veteran players who have played a lot and played at a high level. Anytime you can make the room deeper, you win. They're both doing a heck of a job. Jammer is kind of a different situation because he got here and we were already practicing, so he was hearing it for the first time on the run. He's been in here meeting with me in the mornings, so he's starting to pick it up. I'm fired up to have him. Dominique's done a phenomenal job. He's obviously a good player, he's going to help us. They're both obviously good players and depth – that's a big one, it's nice."

How important is versatility in your group – to have a guy like Quentin Jammer who can play corner-safety or a guy like Chris Harris who can slide around?

"Huge. It just gives you more options. If you play different packages, guys can slide around. Quentin's kind of learning a new spot, but he understands the game and he knows how to do it. We're going to try to help him play safety, but you get into the



season and you lose someone with an injury at any position, it's huge to have someone to fill in. And then you have Chris who's obviously played all three spots and has played them at a high level. Anytime you have players who can do that, it's very valuable."

What makes Chris Harris so good at moving around like that?

"I think, first of all, his competitiveness. The guy just competes at a very high level. It doesn't matter what position you play him. Heck, you could probably play him at linebacker. He's not big enough for linebacker, but he'd probably make it work somehow. He's just a competitive guy who wants to win. It's why he's been on the field ever since he's been here. He's an undrafted kid who loves the game and is very, very smart. He understands routes and understands how the game works, so I think that allows him to play the game at a higher level and he'll be effective."

How will the battles with Wes Welker in practice help Harris in game situations?

"I think it'll help both of them. Obviously, for Chris, you couldn't ask for a better situation than to line up and play against one of the best slot receivers in the league – if not the best in the league – on a daily basis. It just gives him more confidence. Even because of the things that Wes can do with his short area of quickness – Chris is already pretty good at that, but Wes makes Chris compete at a whole different level as well. And I'd assume that if you asked Wes that, he'd say the exact same thing. So that kind of competition for both of them only makes both of them better and, in turn, makes us better."

How does the offense in general help your secondary's development?

"Every one of our guys in the back is getting tested and they're competing at a very high level every single day. Especially with this tempo that they're doing, they're not stopping. I think if you asked any of those guys, they wouldn't want it any other way. It's very fortunate to be in that situation."

How does having a future Hall of Famer in Champ Bailey helped the younger guys?

"I think that's just a natural progression for him, being that type of leader. He's been that way his entire career. He's been great in meetings. I can ask him questions in the meetings like, 'Champ, is this how you see this playing?' With his knowledge and his experience, it's like having another coach in the room. Obviously he's out there competing against those guys, too. It's been good. He's a leader in the classroom and on the field just by his approach to the game and what he's done."

Your group has a lot of depth, with guys like Tony Carter, Omar Bolden, and Kayvon Webster. What will the competition look like for those guys in training camp?

"A very tough competition. Those guys all know it. Jack (Del Rio) stated in the first meeting that every position is up for grabs. Nobody's names are written in there yet. When you have depth like that, it creates competition. We'll see how it all falls

together. Tony's going to help us, he's already helped us. He's doing a heck of a job. Omar Bolden is playing more inside this year in the nickel spot and is doing a great job. The safety position is still wide open. You've got four guys back there who have played. With Quentin Jammer and Quinton Carter in the mix, you've got another group of guys back there who are trying to battle to put their name on that thing, too. It's been fun, and obviously when you have a situation like that with good depth, it just drives everyone – both in meetings and on the field. It's been a good start. That's what it is – a start. I've been very pleased with everything those guys have been doing. The way they come out, work, play, and prepare in meetings."

It's early, but what have you seen out of Kayvon Webster so far?

"He's done a heck of a job. Obviously the kid can run, he's got good feet. Anytime you get someone new like a Quentin or a Kayvon that are coming in, they're basically learning a second language. Especially coming from college to the NFL. I think that's been Kayvon's biggest hurdle and it still will be. We're done installing right now, so I think he'll continue to play faster. We didn't give him any relief, either. We put him at the third nickel right now, so that's got another language in itself. As he learns every defense, he's learning two positions – outside and inside. I see a lot of upside in the kid. He's fast, he's got good feet, and he can catch it, so he's a nice, nice addition. He's part of that competitive group."

Has Webster latched on as a student of Bailey yet?

"He made sure he sat right next to Champ in the meetings. Champ obviously is going to help anyone he can help, especially in our room. I think he talked to Kayvon on the phone right after he got drafted. Kayvon understands the game and he understands the situation that he's in, especially now to be with a guy like Champ and Dominique and now you've got Quentin Jammer in there. You've got three guys who have been in the league a long time. What an opportunity for that kid to be in that room and learn from three very, very successful players."

In what ways have you seen growth out of Omar Boldin, who didn't play a lot on defense last year but saw some time on special teams?

"I think anytime you're in a system for the second time, which is a bonus for anyone – it helps him. I think it's confidence in the system, and you'd hope confidence out of any second-year player that is in the mix to play a lot. You're going to see some growth. He's done a heck of a job in the weight room with (Strength and Conditioning Coach) Luke (Richesson). He's been on top of his stuff. He's a sharp guy as far as his defensive terminology and stuff. He understands how to play the nickel. To be competent about playing the nickel and everything involved there, as well as to get up and play on the outside, I think his confidence level has gone up tremendously. Once you do it twice, you're good. You draft a corner in Kayvon and then you bring in Aaron Hester, the free agent kid we got from UCLA, you're in the middle of the depth chart right there. You're counting numbers and there's only so many spots. I think that's added motivation for him right there."

# **Q&A With Assistant Secondary Coach Sam Garnes**

Assistant Secondary Coach Sam Garnes talks about what he's seen out of the safeties this offseason.

Stuart Zaas  
DenverBroncos.com  
Jun 29, 2013

Editor's note: DenverBroncos.com sat down with the assistant coaches to talk about their position groups before the coaches left Dove Valley for vacations in mid-June.

What have you seen in your group with the addition of Quentin Jammer?

"With the whole group, we have a bunch of guys right now that are in the mix to be able to help us. We've upgraded our talent and as we move along, we'll get to see what guys like Jammer can do. It's his first time in the system so you can't expect too much from him right now, but you can see the veteran savvy that he has."

Have you been able to see Jammer's abilities at both safety and corner during OTAs and minicamp?

"Yeah, he played safety in college and of course he played corner all those years in San Diego. So you see sometimes when he's coming down on a run you can see that he has a little safety background because he fits it pretty good. As a corner, already he was known as an aggressive corner, so I don't think it's going to be too big of a jump for him to play safety too."

What does Jammer's versatility add to the secondary?

"It adds depth and with one person you kind of add two people – so to speak. When you have a guy that can play corner and safety, and not just someone that you would like to be able to play corner but plays safety – he played corner his whole career and he definitely has the savvy to play safety. He understands football. He understands the routes you get, combinations and he's just learning what we do. That's the only thing holding him back right now."

With the way tight ends are used more frequently now, does a player like Jammer – who's physical and has cover skills – important?

"No doubt. The way tight ends are used now – when I played you had big tight ends that were blockers, now you have big tight ends that can run and can run routes and they make it tougher for little corners to cover because once he catches there's no guarantee to make the tackle. So a guy like Quentin Jammer who's physical by nature and with his cover skills, it definitely lends a helping hand in getting guys like that covered."

What have you seen from David Bruton this offseason?

"Every year that I've been here he's improved slightly every year. And this year he made a big jump. He wants to be on the field and (Defensive Coordinator) Jack (Del Rio) is the type of guy along with (Secondary Coach) Cory (Undlin) and myself, who will give guys opportunity to play that can help us win. If he can help us win then he'll be on the field."

How did Rahim Moore improve from year one to year two?

"He's a much better tackler. His rookie year, he struggled in the tackling department and he went 180 degrees as far as tackling. He did a great job tackling, which I know contributed to us being pretty good against the run – not having those big runs for the most part. I think that was his biggest jump."

Do you expect another big jump this season from Moore?

"Yeah, you would expect he'd have more confidence. One thing with Rahim is, he's the type of guy that you expect to be around the ball and I think he knows that. I think this is the year we would like to see him – he would like to see himself – make that jump as far as having his hands on the ball multiple times during a game, whether its catching it or breaking it up."

What makes Chris Harris so good at playing outside and inside cornerback positions and safety?

"You hear the two words, football player, and that's what he is. He's a football player. He can play any area. He rises to any challenge. He's a competitor and that's what you want in your football player. He's always the guy that if you don't know who he is, he's going to be one of the last guys picked which he was (as a college free agent). But he's going to be one of the top guys picked now. If we had a draft on our team, our defense, he'd be one of the top two, three guys picked off our team. He is everything you want as a coach."

How does the competition for playing time within the secondary help everyone's game?

"If you want to play, you're going to have to rise to the top. So the competition – we've got young guys like Duke Ihenacho, who is out there having a great offseason for us so far. He's a guy I look at last year, during the preseason he went out there and played and there was nothing timid about him. He went out there and played fast. He was young, didn't know exactly what to do as much. But now, he's dedicated his offseason to jumping out in our eyes as someone that can go out there and play for us."

Has having Defensive Coordinator Jack Del Rio back for a second year helped the younger players?

"Well it really helps because he's a good coach. He's a good coach, has a good system and when you have a guy like that that returns and commands the respect that he does, that gives us the opportunity to go out there and not only duplicate but try to improve on what we did last year."

# Broncos' Mike Adams makes 'play of day'

By Jeff Legwold

ESPN.com

December 22, 2013

HOUSTON -- While at least one of the footballs Peyton Manning threw for a touchdown Sunday will be on the way to the Pro Football Hall of Fame in the coming days, yet that play was not Manning's pick as the most important in the Broncos' 37-13 victory against the Houston Texans Sunday.

Manning's selection wasn't even anything the Broncos did on offense.

No, when it came to a play Manning singled out following the Broncos' 12th victory of the season it was an interception by safety Mike Adams on the second play of the fourth quarter.

"Mike Adams' interception, in my opinion, was the play of the day," Manning said. "We were in a little rut on both sides of the ball and that really spring-boarded the whole team."

The final score and Manning's record day may have camouflaged that thought. But with 14 minutes, 21 seconds left in the game Sunday, the Broncos held just a 16-13 lead and the Texans had a first-and-10 at their own 20-yard line with the Broncos having put three consecutive three-and-outs on offense in the third quarter.

Texans quarterback Matt Schaub tried to fit the ball in up the right sideline to rookie wide receiver DeAndre Hopkins. Adam cut in front of Hopkins, snatched the ball out of the air and got toe-tapped to get both feet in-bounds.

"I just read the quarterback's eyes and I jumped it," Adams said. "Definitely was a game-changer, we just started getting things rolling after that."

"I probably forced that one on the sideline," Schaub said. " ... I just scrambled, tried to make a play, probably better just throwing it away in that situation, but in this type of game, we ought to go try to make plays."

Adams joked after the game he was able to get his feet in-bounds because he watched his daughter Maya in ballet classes.

"You weren't supposed to be listening to that," Adams said with a laugh. "Watching

my daughter do baller all the time, that's how I got my feet in."

The play did seem the snap things in line for the Broncos on both sides of the ball. The Broncos offense turned Adams' play into a touchdown in just two plays later, for a 23-13 lead.

"Points off turnovers, that's what you always want," Adams said. "That's the goal, give the ball back to Peyton and our offense and get points. That's how it works."

The Broncos then scored on their next two possessions as well. The Broncos defense, though it had some frustrating moments of a missed tackle or two to go with a Texans receiver running free too many times for defensive coordinator Jack Del Rio's liking, finished with a better than it had had much of the time this season. The Texans' 13 points amounted to the fewest the Broncos have allowed in any game this season as Houston finished with just 240 yards.

"We always pride ourselves on making strides, just getting better every week," Adams said. "This is a stepping stone to the next season to come ... and that's the playoffs."



# Kiszla: Broncos' Champ Bailey is far from the "I'm finished" line

By Mark Kiszla  
The Denver Post  
January 10, 2014

Broncos cornerback Champ Bailey knows what people think: He's washed up. Old. Broken down. A step slow. A 12-time Pro Bowler reduced to a defensive liability.

"I've listened to the radio. I've read the newspaper. And I've heard all these things: 'He's done. He's lost a step. Yada, yada, yada,' " Bailey told me Thursday. "It's funny. Because those people don't know me, they don't understand me, and they don't know what it takes to play in the NFL. So I took it all in stride. But it's all motivation. I used every little thing I heard as motivation. Did I ever think I was done? Hell, no."

For 14 NFL seasons, Bailey was the league's premier shut-down corner. He threw a blanket on the best receivers in football with the flair of a matador, and made his artistry look effortless.

Then something funny happened to Bailey this year. The bull got Champ. His body betrayed him. And it hurt.

Check that. For Bailey, his 15th NFL season hasn't been the least bit funny.

"I'm not going to cry about it. It was bad. But I feel good now, and I'm ready to go," Bailey said. "A lot of my motivation for getting back to playing had nothing to do with anybody around me. It was just me. It's just the way I am. You're not going to tell me I can't do something."

At age 35, Bailey got torched deep by Father Time. During the team's second game of the preseason, the turf in Seattle bit Bailey in the foot. It was a Lisfranc sprain, which causes pain in the arch with every step a man takes. It's an injury that has been cursed for centuries, all the way back to a time when calvary men in Napoleon's army suffered the curse of Lisfranc, the prescribed remedy was amputation.

"I had a million thoughts go through my head with this injury. And I've never had to deal with something like this. This was definitely my toughest challenge of my career. I wanted to see if I could overcome it," Bailey said.

In the most obvious of ways, this is the worst football season in Bailey's brilliant NFL career. He couldn't get on the field. In 16 regular-season games, Bailey made only 14 tackles. Reduced to a footnote on Denver's 13-3 record, he lost his starting job at outside cornerback, a position built on equal parts swagger and skill.

In a more subtle way, however, this season reveals why Canton, Ohio, eagerly awaits the honor of swinging wide the front door to welcome Bailey's entrance into the Pro Football Hall of Fame.

From fighting the betrayal of an aching body to suffering the indignity of standing on the sideline in his uniform at Kansas City as the Denver defense hung on for a 35-28 victory against the Chiefs, there were ample reasons for Bailey to cry tears of self-pity. But the best defensive player in franchise history refused to let any of us see him sweat.

The grace with which Bailey has stared down his athletic mortality is the very definition of mental toughness and a testament to his professionalism.

"It hasn't been easy," Bailey said. "I was ticked. I was frustrated. But I live with it. So I'm going to make the best of it."

When San Diego beat Denver 27-20 on Dec. 12, Bailey didn't play a down. But, to the credit of the coaches and the veteran cornerback, the Broncos have figured out a way to do right by Bailey and improve the team's maligned defense at the same time.

Bailey has moved inside to nickel back, reducing the number of snaps he plays in a game, while leaving the task of running stride for stride with receivers on the outside to Chris Harris Jr. and Dominique Rodgers-Cromartie in a Denver secondary that extensively employs man-to-man coverage.

"I've always been a mainstay out there on the field, but it's not like that now. I accept it," Bailey said. "I'm not going to sit here and predict what's going to happen next year. But I expect to start every year."

Early in 2011, shortly after John Elway returned to the Broncos as vice president of football operations, Bailey could have left the team. He decided to stay. Loyalty in pro sport? It's rare. But it still exists.

"I could have run out of here. I was a free agent," Bailey said. "But I wanted to be here in Denver. And Elway wanted me to be here. I wanted to be a part of what Elway started with this team. I didn't see this guy touching anything and being a loser. He hasn't lost in football."

At age 35, Bailey knows the end to his career is inevitable. But he's not done yet. Far from it.

For starters, there's a Super Bowl to win.

# Determination, perseverance paying off for rookie Montee Ball

By Joan Niesen  
The Denver Post  
December 8, 2013

His father is a graphics designer. His mother works in customer service. The kid's no genetic freak, hardly bred for football greatness. He's just another kid with a dream, as improbable as the next.

Eight-year-old Montee Ball doesn't know it's improbable, though. He doesn't know that Wentzville, Mo., is hardly prime football recruiting territory, or to play a sport at its highest level requires as much talent as it does determination. He doesn't know that a decade and a half later, he'll be paired with arguably the greatest quarterback of a generation, a man who might as well have been raised on another planet, or that their unlikely partnership might help him climb out of the struggles of a tough rookie year.

He just knows he's going to play in the NFL.

When Ball was in second grade, his teacher asked him what he wanted to be when he grew up. His answer came fast and sure: Football player. The NFL.

"She was like, 'That's good, but think of something else you want to do, because the percentage is extremely low,' " Ball said. "But ... my dad always told me, if you have a backup plan, you've already failed."

Ball hasn't needed that backup plan. It didn't matter that he couldn't play running back until he was 12 and he was finally under the weight limit required to touch the ball. It didn't matter that when he showed up to Timberland High School the summer before his freshman year, he was just a big back with potential, and that it took his coach, Craig Collins, another two years to realize Ball was a major college talent.

It didn't matter that when he went to Wisconsin for college, he was third on the Badgers' depth chart, then still a backup as a sophomore. It didn't matter, because Ball was going to play in the NFL.

By his junior year, Ball was a human highlight reel. He set NCAA record after NCAA record, most notably scoring 39 touchdowns as a junior to tie Barry Sanders for the most ever in a single season. Ball was the littlest big man on a campus known for

producing cornfed lineman, eventually going in the second round to the Broncos — his favorite team as a child — in the 2013 NFL draft.

But the fairy tale ends there, or perhaps it breaks for intermission. Ball's rookie season — until last Sunday — has been marred by fumbles and time on the bench. But, after rushing for 117 yards against the Kansas City Chiefs, the Ball the Broncos staked their second-round pick on seems to be surfacing.

"Montee has been thrown into the fire as a rookie," Manning said. "He's certainly made some mistakes, like all rookies do, all players do. I'm still waiting for somebody to break my NFL record for interceptions as a rookie. Got to be a 16-game starter to do it, though."

On paper, it's an unlikely pairing, Manning and Ball, but in reality, these are two of the most single-minded, goal-oriented players on the Broncos.

Since the start of training camp, Manning has pulled Ball aside at practices to offer suggestions. He's helped slowed down the game for him, Ball said, although the rookie still struggles to stay on the wavelength of a four-time MVP.

"I'm trying to catch up to how he sees the game, but as a running back," Ball said. "Obviously it's different as a quarterback. All I can say is he's really helped me take every play for what it is."

Even now, Manning and the Broncos are still learning exactly what kind of player Ball can be. At Wisconsin, he rarely caught passes, but turns out, he's a better receiver than the Broncos imagined. He rarely had to block in college, but when asked to do it, he's exceeded expectations too. Most important, he's putting his mistakes behind him.

"I think it's just kind of unwrapping the whole gift of what he can do," running backs coach Eric Stutesville said.

For a player whose name dots the NCAA record books, the past has somehow become irrelevant. This is a new world, light years from that far-out St. Louis suburb and the comfort of Madison. Ball isn't dwelling on it, though.

After all, he didn't tell that teacher he wanted to be a college star. He told her NFL, and here he is, that improbable goal unfolding in front of him.

# Broncos DB Omar Bolden wants to make most of his opportunity in lineup

By Irv Moss  
The Denver Post  
December 16, 2013

It has taken Omar Bolden time to learn all the nooks and crannies in a new home on the football field, but it wasn't too late to earn him a new place on the depth chart of the Broncos' defensive backfield.

Bolden made the first start in his two-year career with the Broncos on Thursday night in a 27-20 loss to the San Diego Chargers. He moved ahead of Duke Ihenacho, playing free safety instead of cornerback, the position he played at Arizona State and his first season in Denver.

With two games to go in the regular season, it might seem late to be making lineup changes, but the Broncos (11-3), back in the AFC's No. 1 playoff slot after the New England Patriots lost to the Miami Dolphins on Sunday, are trying to shore up all phases of their game as the postseason approaches.

"You earn playing time," Broncos coach John Fox said of the move. "A player catches your eye in practice. It's a performance-based business, so they earn that right. I think Omar has."

Bolden didn't have much time to get used to his increased game activity. The 5-foot-10, 195-pound defender had played most of the game the Sunday before against Tennessee, a dramatic increase in playing time over the usual special teams play. The bumps and bruises he felt after playing the Titans clearly told him he had been heavily involved in the action.

"I definitely wished we had a couple more days to recover before we played the Chargers," Bolden said. "My body usually responds pretty well, but there's no doubt I felt the difference."

Fox didn't dwell on the short week.

"I'm not looking at that as an excuse," Fox said. "We have to perform. I think we lost our third game, not our 13th. We don't think the sky is falling. I think everybody in the league is trying to get better every day."

Bolden has 11 tackles, eight solo and three assists, this season. He also has returned two kicks for 44 yards.

"I've been given an opportunity, and I intend to take advantage," Bolden said. "I've been able to get more comfortable playing the safety position, and I've made some personal strides. I have high expectations to do well for the team."

# Lev: Troy grad plays key role in record FG

By Michael Lev  
Orange County Register  
December 11, 2013

Aaron Brewer was somewhat reluctant to be interviewed for this story. Not because he's involved in any sort of controversy, but because he's a long snapper.

When long snappers do their job right, no one notices them. The only time they draw attention it's of the unwanted variety – for screwing up.

But this was a special occasion, so Brewer agreed to talk. Two days earlier, the Troy High graduate had played a critical role in a historic event: He snapped the ball that Denver Broncos teammate Matt Prater booted over the crossbar and through the uprights from 64 yards away – breaking an NFL record that had stood for 42-plus years.

In typical fashion, Brewer downplayed his part in the momentous field goal, which set off a raucous celebration at Sports Authority Field at Mile High.

"It was pretty cool," the second-year pro said by phone from the Broncos' training facility in Englewood, Colo., where they were preparing for Thursday night's game against the San Diego Chargers.

"Honestly, I didn't know it was the record until he made it and everyone started going crazy."

Brewer didn't realize a record was at stake because he's all about putting his head down – literally – and doing his job. One of the biggest keys to success for long snappers is consistency – making every snap the same, or as close to it as possible.

Snappers have to ignore the elements and circumstances – in this case, frigid weather (game-time temp: 18 degrees) and an opportunity to break a record set by Tom Dempsey in 1970 and tied by three others. Brewer has the ideal mental makeup for the position.

"The guy's pulse rate doesn't get above 30," said Chris Rubio, lead instructor of Rubio Long Snapping, who tutored Brewer, among several other pros. "That's what you want in a long snapper. That's what makes him so good. He's just so laid-back."

That demeanor was one of the traits which led Rubio to believe Brewer could have a long, prosperous career as a long snapper.

Brewer began snapping for Troy as a freshman, the winner of a tryout to perform a task that's a lot more technical and challenging than it looks. Brewer subsequently read a story about Tesoro High's Christian Yount parlaying his snapping skills into a scholarship at UCLA. (Yount now snaps for the Cleveland Browns.) The article mentioned Rubio. The Brewers reached out to the long-snapping guru, who began working with Aaron. Brewer possessed the requisite athleticism, size (he's currently listed at 6-5, 230) and aptitude to develop into a standout snapper.

"He listened very well," Rubio said. "He wasn't just hearing me, he was actually listening. If I said, 'Aaron, I need you to adjust your form a little this way,' he would always do it, and he never complained."

Snapping is not a natural or comfortable activity. Your view of the world is upside-down. But Brewer was used to overcoming adverse situations.

Brewer suffered from dyslexia as a youth. He went on to make the all-academic team in the Mountain West Conference four years in a row at San Diego State, where he majored in finance.

"He's a fighter. He doesn't quit," said Aaron's older brother Nate, the middle of the three Brewer boys. "He's really my idol, my hero. He's a stud, man."

Nate Brewer works with kids at Young Champions of America in Santa Ana. He often cites his little brother, an undrafted free agent out of college, as a positive example: "If you keep working toward your goals, you can make it. Sooner or later, an opportunity will present itself."

Nate and his brothers drew inspiration from their father, who recently retired after teaching in Garden Grove for 30 years.

"My dad always told us: 'Success is where opportunity meets preparation.' Not luck, success," Nate Brewer said. "Aaron prepared his whole life for that one opportunity to snap that field goal. He relied on that practice, that training."

That was Nate's perspective of the record-setting field goal. He watched it on TV from Fullerton with older brother Vince and some friends. Like the 76,554 fans at the game and most of the Broncos themselves, the group went berserk when Prater made the kick on the final play of the first half.

"I don't know if anyone was louder than we were," Nate Brewer said. "They could probably hear it in Denver."

Not every Bronco immediately celebrated. Having been reminded of the ending of the Auburn-Alabama game, Denver's linemen sprinted downfield to cover a possible return if the kick fell short.



If you watch the replay, you can see Aaron Brewer executing a perfect snap to holder Britton Colquitt. Brewer then takes off running – all part of doing his job.

“I turned around, and everybody rushed the field,” he said. “For me, I was just worried about getting the ball there.”

# Broncos Q&A: Giving team the third degree

By Joan Niesen  
The Denver Post  
January 12, 2014

This season for the Broncos has been nothing short of a disaster on defense, at least in terms of injuries, and the secondary has been hit as hard as any group. One player who received an opportunity to play more — apart from his duties on special teams, where he's known as one of the NFL's best performers — is safety David Bruton. A fifth-year pro from Notre Dame, Bruton is touted by his teammates as one of the smart Broncos by virtue of his multiple majors and his alma mater. Here is a closer look at Bruton and what he's like off the field:

**Q: I hear your teammates teasing you about your smarts. Is that your schtick in the locker room?**

A: I think so. They say, "Bruton, you know everything, don't you?" Or they call me a nerd. Dawk (safety Brian Dawkins, who played for the Broncos from 2009-11) started it a couple years ago. Mike (Adams, another safety) says, "Brut, not everybody graduated with three degrees."

**Q: What were your degrees?**

A: Political science, sociology and a minor in Africano studies.

**Q: What made you be such an overachiever?**

A: You know, just a broad range of what I could potentially do (in the future): family law or sociology.

**Q: So you were thinking past football, I take it. Was that one of the reasons you chose to attend Notre Dame?**

A: My high school coach was a huge fan (of Notre Dame), then my dad fell in love with it when we visited, and I did too. Football wasn't what I was thinking of. I was just thinking of an education. I like to think of myself as more than a football player, so that's why I chose that school.

**Q: Besides all of that studying, what were and are your hobbies?**

A: In my spare time, I play Xbox, read, snowboard, offroading. I do all of it. Everything that a Coloradan does, I've done it all.

**Q: What's the book you're reading now?**

A: It's "Sniper Elite: One-Way Trip" (by Scott McEwen). It's about a couple of missions over there in Afghanistan and about a sniper doing a one-way trip trying to save this lady who was (a pilot). She got abducted, and she's a prisoner, and he's over there trying to get her.

**Q: Is it a true story?**

A: It's fictional, but I just finished "Lone Survivor." We saw the movie, and I was just intrigued with how in-depth the Navy SEALs get with all of their training. That's the closest to that kind of training I'm ever going to get. I'm not going to make it through it.

**Q: You have a couple of tattoos. Which one is your favorite?**

A: This one. (He points at one on his right shoulder.) Jesus is crying over the world. There's a lot of things that we can make a difference in. I actually drew this one when I was in college. I used to draw a lot when I was growing up and through college. It was what helped me stay up in class.

**Q: How long does a tattoo that size — it covers much of your upper arm — take to get?**

A: This one took two hours to do. All of the shading took a while. My back (tattoo) took five hours. I fell asleep when I was getting my back done. I took a nap.

---

About Bruton

2001-05: Attended Miamisburg (Ohio) High School. Played on offense and defense, though he was more of a defensive standout.

2005-08: Played at Notre Dame, where he was a starter in 2007 and 2008 as a junior and senior. His senior year, Notre Dame won the Hawaii Bowl, the Irish's first bowl victory since 1993.

2009: Drafted by the Broncos in the fourth round, 114th overall.

2009-14: With the Broncos. Earning a reputation as one of the NFL's best special-teams players. Re-signed with the team in March 2013.

# Andre Caldwell quick to catch up

By Joan Niesen  
The Denver Post  
December 14, 2013

On Thursday night, the usual heroes were nowhere to be found.

Demaryius Thomas left the Broncos' locker room quickly. Peyton Manning, addressing the media at the podium, appeared frustrated, hamstrung. Wes Welker was absent, concussed since Sunday and held out of Denver's 27-20 loss to San Diego.

And so the media horde settled at Andre Caldwell's locker. Poor Bubba, he of the two touchdown receptions, six catches and 59 yards, he who led the Broncos' offense in every category. He was the hero on a night when heroes don't matter, but after a season sacrificing a bigger role for a spot on Denver's roster, he's not looking for pity.

He's looking for playing time, and it finally came Thursday, under the least desirable of circumstances. It came filling in for Welker.

Caldwell was on the field for more than half the Broncos' offensive plays, getting reps that would have otherwise gone to Welker. Tell anyone before the game that Welker's replacement would post the numbers Caldwell did, and to assume a Denver victory would be logical. You see, those numbers would come with the assumption that Julius Thomas was productive, and Demaryius Thomas, and Knowshon Moreno too, and maybe even Montee Ball.

The problem is, those assumptions were false. Julius Thomas, Demaryius Thomas and Eric Decker combined for only 136 yards receiving. Moreno and Ball, though they had 10 catches between them, combined to rush for only 18 yards. Add in the Broncos' inability to convert on third down — they went 2-of-9 — and the offense became stagnated.

It wasn't the Denver offense the rest of the NFL has come to fear.

And then there's Caldwell, who has the biggest game of his Broncos career and he can't even smile. When the questions are flying about how much the team missed Welker, it's hard not to feel a little bit sorry for the guy replacing him.

"Bubba Caldwell played excellent," Manning said. "He had a great route on his first touchdown, then a good job getting in the end zone. ... I think it tells you the confidence I have in him. Adam (Gase) called his number a couple of times, and I went right to him."

Caldwell deserves credit. He deserves that confidence. He's slogged through two years in a minor role to get his chance, and his performance Thursday proved he hasn't let up.

"We believe in Bubba," Julius Thomas said. "We see what he's able to do all of the time, but how do you get in? How do you find time out there on the field?"

As disappointing as Thursday's game was, the Bubba Show proved one thing: In this offense, the backups are ready, no matter when. Caldwell said he wasn't certain before the game how much his role would expand, and he was ready for anything. As one of Manning's receivers, he knows this: He had better be ready when his name is called.

So don't blame Welker's absence for the Broncos' struggles, or the Chargers' control of the clock.

Thursday was a night when the replacement, the mystery, was dependable, and the mainstays were miserable. It was bizarre, and the Broncos hope it never happens again.

Except, of course, for Caldwell. He's more than welcome to take another crack at being the hero, if given the opportunity.

# Colquitts are NFL's first family of punting

By Arnie Stapleton  
The Associated Press  
September 26, 2013

ENGLEWOOD, Colo. — Craig Colquitt, who won two Super Bowls with the Pittsburgh Steelers in the 1970s, feels like he handed down a family business to his sons Dustin and Britton.

The brothers each signed offseason deals with the Chiefs and Broncos, respectively, that made them the highest-paid punters in the NFL at nearly \$4 million a year — about 45 times as much as their father ever earned in the pros.

The Colquitts are to punting what the Mannings are to passing, and this first family of punters had an inauspicious start — a safety on the patriarch's very first punt at the University of Tennessee in 1975.

Craig was 21, having worked at a department store for two years after high school, and the Volunteers were playing Maryland.

Punting from his end zone, "I was so nervous, the ball hit my hands, hit my facemask and went straight up," Craig recounted. "And just as I grabbed it I could see this guy coming off my right side. So, I fell down and he fell on top of me."

Time to go back to stocking shelves, he thought.

"I really wanted to run out the back of the stadium because I figured this is the end for me," Craig said.

George Cafego, Tennessee's renowned kicking coach, instead greeted him with a hearty, "Great job!"

Those two words would be repeated many times over the next three seasons as Craig, driven by Cafego's vote of confidence, rewrote the school record book, averaging 42.5 yards per punt — a mark that would be bested by three more Colquitts.

His nephew, Jimmy, averaged 43.9 yards from 1981-84. Dustin averaged 42.567 from 2001-04 and Britton, 42.569 from 2005-08.

After Craig's senior year in 1977, Chuck Noll personally worked him out before drafting him in the third round.

By 1979, he had two Super Bowl rings.

He averaged 41.3 yards in six seasons in the pros, earning \$85,000 in his final year in 1984, before settling down with his wife, Anne, to raise a family in Tennessee.

He made a brief return to the NFL in 1987 when the players went on strike. He was in financial straits at the time and the chance to get back into the game — and more importantly, to earn an \$8,000 weekly paycheck — spurred him to cross the picket line.

In his one game with the Indianapolis Colts, he had the only blocked punt of his pro career.

That was the low point of an otherwise joyful journey across America's football fields.

Looking back, Craig, who's now a sales rep for a janitorial company in Nashville, said that safety he took as a sophomore in college was the turning point in his life.

"This was my opportunity to get a scholarship and take the financial burden off my parents," he said. "So, I really saw a lot of things go through my head that were all negative. It could have been a calamity and it wasn't. It was a great experience."

Had he been benched, he doubts he would have passed punting onto his sons.

He didn't push them, though.

After his playing career, Craig ran a punting and kicking camp and Britton helped him out but Dustin didn't.

"I was swimming in the pool when they were punting," Dustin said. "He wanted us to be two things, holy and happy, and that was good enough for him."

Two weeks before Dustin's senior year in high school, the football coach told him his kicker had gotten hurt and he also needed a punter.

"And he knew nothing about punting," Craig said.

So, Dad and baby brother gave him a crash course, and Dustin, who's left-footed and right-handed, which complicated matters, quickly caught on.

Craig was always a mixture of Coach and Dad to his boys.

"When the kid's trying to get up the steps, you've got to push them a little bit. Yeah, there was a little bit of that, a little parenting, but nothing like if you don't do this, you're not eating today," Craig said. "We did not live through our children. We lived with our children."

Britton said his father never pressured them to follow in his footsteps.



"It was the opposite. He didn't let us play football until high school. That was the rule. He taught us before that, and so it might look like it but I think he was just preparing us," Britton said, "and I think he knew that soccer was going to train us up, too."

Britton, who always wanted to play football, said Dustin's real reason for shunning the sport was "he didn't like tight pants. And then at his very first game, some girl whistled at him and said, 'Nice butt.' And after the game, he told my dad, 'OK, I think I can do this.'"

Good thing, because Dad was surreptitiously preparing him all along.

"The way we grew up he was always putting us in crazy situations where we had to kick a ball over a tree, so we'd already been in those situations," Dustin said.

It paid off this year when Dustin signed an \$18.75 million deal and Britton got an \$11.7 million extension.

"People tell me you must be proud," Craig said. "I'm glad they have jobs. They just happen to have exceptional jobs."

# **Eric Decker did more than set TD record with football giveaway gesture**

By Mike Klis  
The Denver Post  
December 5, 2013

Eric Decker was a football-feeding machine to Bronco-clad fans Sunday at Kansas City's Arrowhead Stadium. After Decker caught a touchdown pass Sunday, he sought out a fan wearing a Broncos fan in the front row or two.

Decker had four touchdown catches so the stadium was filled with Decker-issued souvenirs (He did keep one touchdown ball).

I got an e-mail from one of the fans whose day was made by Decker. I think you'll like it:

Dear Mike Klis,

My name is Cody Leonard and I am writing in hopes you will pass along my appreciation to Eric Decker for me. I'm from Mount Pleasant, Iowa and I was at the Kansas City game in the second row by the corner of the end zone. Decker gave me the game ball from his third quarter touchdown grab. It was absolutely a dream come true for me and a memory I will always cherish, and a highlight I will always save!

It meant even more to me after Monday, though. My grandpa's health was in decline and he was put on hospice care and given six months to live shortly before Thanksgiving. We were lucky enough to have him with us for our holiday celebration but he didn't wake up Sunday and he passed away Monday.

I shared the Decker story with him and let him touch the ball Monday before he died. Even though he was not conscious for it I like to believe he knew what was happening. It was also an emotional lift for my grieving family.

Please let Eric Decker know he did more than set a Bronco record on Sunday.

Thank you,

Cody J. Leonard

# **Why big-hearted Broncos big man Orlando Franklin is lifting up at-risk youths of Toronto**

John Kryk  
Canoe.ca  
July 12, 2013

We hear too much about the handful of thick-headed NFLers who get themselves handcuffed during idle periods, such as Aaron Hernandez.

We don't hear enough about the hundreds of NFLers who, in the same timeframes, usually with no cameras present and never any arresting police, donate their time and money in the best-hearted attempts to improve the lives of young people in their — in our — community.

NFLers such as Orlando Franklin.

Through his charitable foundation, the right-side offensive tackle of the Denver Broncos gives back to the city he was raised in, and now calls his home up to five months a year: Toronto.

On Friday, through his Orlando Franklin Foundation and in conjunction with Community Housing, "Big O" brought busloads of at-risk Toronto children and teens to Playtime Bowl, near the Yorkdale Mall. There, some 116 kids from Malvern to Rexdale took part in Bowling For A Cause. (My photo of Big O with some of the kids, above)

The children, aged 10 to 17, rolled over 10-pins, ate some pizza, shared some laughs, high-fived often, and got to meet one of the five men whose job it is to protect Peyton Manning in NFL games.

The 6-foot-7, 330-pound Franklin, 26, has been giving back like this for two years now. He visits high schools. He shows up unannounced at playgrounds in his old rough-and-tumble neighborhood, Victoria Park and Sheppard, where he was raised in a Toronto Housing unit.

And Franklin is impacting lives. Like this.

"One of the best stories of my life was last year when I talked at (Blessed) Mother Teresa (Catholic School)," Franklin said on Friday. "There was this one girl who lived in a group home. It turns out this girl was a cutter. We're going to leave her name out of it, but she was a cutter. She would cut herself.

"One of my best friends from childhood happened to work at this group home and noticed something different about that girl. And he sat her down and he was like,

'Hey, how you doing? You're acting differently the last two days.'

"And she said, 'You know what? This guy named Orlando Franklin came to our school two days ago, and he shared his life story with the school. He was up there talking and, you know, I think I'm going to listen to this guy because he made it, even after everything he's been through. He made it. So I don't think I'm going to be cutting myself, or stuff like that, anymore.'"

Through his friend, Franklin remains in touch with the girl, 15.

"Stuff like that, hey, I'll go talk to a million kids," Franklin said. "If one kid hears me out like that, I'm happy. I'm definitely happy. She's doing really good now."

Toronto Police Sgt. Rod Chung attended Bowling For A Cause. Known as "Officer Rod," he too gives his time to such charitable efforts. Chung marvels at Franklin's big-heartedness.

Just last week, Chung said, Franklin showed up at his old neighbourhood with a box of fireworks, and lit up the sky at dusk for the kids, to celebrate Canada Day. "I asked him why he did that," Chung said. "He said, 'I never saw fireworks when I was a kid.'"

Franklin was born in Kingston, Jamaica. He lived in Toronto from age 3 to 16, before moving to Delray Beach, Fla. He then starred at the University of Miami. Denver drafted him two years ago in the second round, 46th overall. Already he's one of the NFL's best right tackles.

"If I would have had someone talk to me when I was younger, I would have been a Top 5 pick," Franklin said. "That's the attitude that I would have had. That's why I'm motivated. I KNOW I can influence these kids, I know I can change some — make a little kid's life that much better."

And a man can't well succeed at that if his police-booking photo is topping sportscasts.

NFL teams always hold their breath at this time of year, the six- or seven-week window when players are left entirely to their own devices, after two months of regimented spring workouts and before life-dominating training camp starts, now just two weeks away.

"This is my thing," Franklin said. "What would I be if I'm talking to these kids, pushing the whole anti-bullying aspect of my foundation also, but I'm out there doing stupid things?"

"Growing up in Toronto, I would see all these kids around me doing the wrong thing, but I would never have anybody come tell me how to do the RIGHT thing. So I feel it's really important to come talk to these kids and let them know like, no matter what people said I was going to be, I became exactly what I WANTED to be in life. And they can do the exact same thing."

# Ihenacho Joins Turkey Drive

By Mike Morris  
DenverBroncos.com  
November 19, 2013

ENGLEWOOD, Colo. – Broncos safety Duke Ihenacho knew he wanted to make an impact during the Thanksgiving season by helping families in need, so he reached out to the Denver Rescue Mission and lent a hand to a special cause.

On Tuesday afternoon, Ihenacho joined the Denver Rescue Mission at Cherry Hills Community Church for their annual turkey drive – bringing with him an autographed jersey and two tickets to the Broncos' regular-season home finale vs. the Chargers. The items were used for a drawing with the condition that anyone who brought a frozen turkey would have a chance to win them, and Ihenacho was quick to spread the word.

Ihenacho took to Twitter to encourage fans to donate frozen turkeys and support the Denver Rescue Mission.

"I tried to use the stage that I'm on to get people to do things that are good for the community and good for families," Ihenacho said. "I used my jersey and some tickets as an incentive, kind of, for people to want to come down and want to donate turkeys. But truly the most important thing is bringing turkeys and donating so that you can help families in need."

Denver Rescue Mission Director of Public Relations Alexxa Gagner said that Ihenacho came up with the idea to help out with the organization's turkey drive – which is ongoing and aims to collect at least 15,000 donated frozen turkeys.

"It's absolutely amazing. We are just so thrilled to have Duke out here today spreading the word for our need for turkeys," Gagner said. "He actually got in touch with us last week and just said, 'Hey, I really want to do something. I want to help you guys out.' He said he wanted to do a drawing and he wanted to bring his jersey – and just was so kind and generous to support our mission."

Ihenacho noted that getting involved with a Thanksgiving-related community cause was something that had been on his mind months in advance.

"I've been thinking about it since the beginning of the season," Ihenacho said at the event. "I figured I really wanted to do something when Thanksgiving time rolled around. When I thought about it one day, last week, I went to (Broncos Director of Community Development Kelly Woodward) and she put me in contact with the Denver Rescue Mission."

"And I guess, like they say, the rest is history."

Ultimately, being able to help less-fortunate families during a time of togetherness is cause that Ihenacho noted resonates with special significance.

"Growing up, my family was pretty big on Thanksgiving and it was one of my favorite holidays – one of my favorite times of the year – just because I could be with my family, enjoy a Thanksgiving meal and enjoy the environment," Ihenacho said. "A lot of people are not fortunate enough to have that and I think everybody should. There are a lot of families that could use that Thanksgiving meal and that Thanksgiving holiday."

"You can brighten a lot of people's day and do a lot things for a lot of families by just donating a turkey."

# **Broncos' Nate Irving proves himself in place of injured Von Miller**

By Irv Moss  
The Denver Post  
January 9, 2014

Linebacker Nate Irving doesn't think he's on the hot seat because he's playing for injured linebacker Von Miller. He's not going to compare his play with the all-pro Miller, who was lost for the season to a knee injury Dec. 22 at Houston.

"We both play hard," Irving said. "I know the defensive players and coaches have confidence in me. It's unfortunate Von had to go down, but this is an opportunity for me."

Irving established himself as a player waiting in the wings in the first six games this season when Miller was serving an NFL suspension. Irving stepped in again when Miller went down against the Texans. In the season finale at Oakland, he had a sack and two tackles for losses.

"He (Irving) has done a nice job," coach John Fox said. "We've had a number of players who have stepped up."

Fellow linebacker Paris Lenon voiced confidence in Irving.

"It's not like you're throwing an unproven guy out there or somebody you have questions about," Lenon said. "When he (Irving) has gotten an opportunity to play, he's done a great job."

Irving is all business.

"We can't focus on that," Irving said when asked if the players feel the pressure of being a No. 1 seed. "We just have to execute our game plan. If we could win the Super Bowl, it would be big at this stage of my career."



# Malik Jackson playing key role on Denver Broncos' defensive line

By Irv Moss  
The Denver Post  
January 11, 2014

Malik Jackson handled the question without hesitation. His answer might help calm the nerves of fidgety Broncos fans wondering whether it could happen again.

Jackson, a Denver defensive end, immediately knew the reason for the question when he was asked if the defense has been worked on stopping the Hail Mary pass. He didn't need any reminders of Baltimore quarterback Joe Flacco's 70-yard touchdown pass to Jacoby Jones against blown coverage that allowed the Ravens to tie the score at 35 with 31 seconds left in the fourth quarter a year ago. The Ravens won 38-35 in double overtime in the divisional-round playoff game at Sports Authority Field at Mile High.

"We've worked on that all year in practice," Jackson said of defending the Hail Mary pass. "We worked on it last year. They just made a play. It makes you upset when they do that, when you've practiced stopping it."

The Broncos face a different set of challenges Sunday against San Diego — namely, slowing what has been a potent Chargers running game. The 6-foot-6, 290-pound Jackson is a key figure in Denver's defensive game plan.

"This year has been a huge year for me," Jackson said. "I came in wanting to show what I had learned (as a rookie last year). I started out playing sparingly. I started earning more playing time. I gradually grew up, and the season kind of went the way I thought it needed to go."

Jackson leads the Broncos in tackles for lost yardage (11) and in quarterback hurries (15).

Denver coach John Fox has been pleased.

"I think he has improved tremendously," Fox said. "He and (rookie) Sylvester Williams have both improved a lot. Our young guys have gotten more time, some of it due to injuries, some of it due to their getting better. They improved a lot in practice and both have stepped in and done a very good job."

Jackson looks at his season as only a beginning of what he can do.

"I'm just barely there," he said of his place on the Denver defensive front. "I have some qualities and traits, but it's the guys around me. They draw the double-teams, and that allows me to show what I can do."

But he's been around long enough to start to feel that he belongs.

"You have to be un- comfortably comfortable in this business," Jackson said.

"There's always somebody else who wants what you have."

Fox is confident his team has made strides on defense since a 27-20 loss to San Diego on Dec. 12.

"I believe the goal of every team is to improve every week, every day," Fox said.

"That doesn't change whether it's preseason, regular season or playoff season."

Jackson said the Denver defense is coming together as a unit. He said the Broncos will try to stop the San Diego running game and force veteran quarterback Philip Rivers into longer down-and-distance plays than they did when the teams last met and the Chargers gained 177 yards rushing.

"We have to stuff their run game," Jackson said. "We'll see what Philip Rivers can do then."

# Broncos' Steven Johnson jumps into spotlight with special-teams play

By Joan Niesen  
The Denver Post  
October 6, 2013

A week ago, Broncos linebacker Steven Johnson would sit at his locker and joke with teammate Adrian Robinson that not a single media member had a clue who he was. On Wednesday, those same media members swarmed Johnson's locker. Johnson was three days removed from his big special-teams score against the Eagles, when he blocked a punt and returned it for a touchdown, and to magnify the interest, fellow linebacker Danny Trevathan had injured his knee in practice that day, perhaps opening up more playing time on defense for Johnson. Trevathan's MRI eventually came back negative, but he's questionable to play Sunday, which means Johnson might get his chance at some defensive reps. In his first 15 games — 11 in 2012 and four in 2013 — with the Broncos, the linebacker has played primarily on special teams, but now that you know his name, it's time to learn a little bit more about that guy who blocked that punt.

Q: That must have been a big moment for you, to cross into the end zone Sunday. When was the previous time you scored a touchdown?

A: I played running back and receiver in high school, so I was always just running the ball. That was cool, but I can't remember ever blocking a punt or field goal or anything like that, so doing that was pretty awesome. To tell you the truth, it still hasn't hit me that I scored.

Q: You're from Pennsylvania. Did you grow up an Eagles fan?

A: Yep. I was a die-hard Eagles fan. It did (make it more special). I got back in the locker room, and I had about 38 text messages. My Twitter was blowing up. Everybody was like, "Man, I'm so proud of you, but why'd you have to do it against the Eagles?" The Eagles were my favorite team growing up, so I went over to (Michael) Vick after the game and shook his hand. My roommate at the combine was (Eagles linebacker) Mychal Kendricks, so I knew that team pretty well.

Q: So, when you're not scoring special-teams touchdowns, what's your favorite thing to do away from the field?

A: If I'm not playing football, usually during the season I'm just relaxing, playing video games or something like that. I play paintball a lot, and I love fishing. I play basketball. I haven't played in a while, but I do. I pretty much do anything, anything out-doorsy. I've gone snowboarding before, didn't really do too well. I don't know, I just do whatever I feel like in the moment, but paintball, I really like

playing paintball. I get the same rush as I do playing football. I just actually went paintballing with a whole bunch of little kids last Tuesday.

Q: How did that come about?

A: I wanted to go paintballing with some little kids. My publicist, she set it up.

Q: Did you have to hold back on them a little bit?

A: No, not really. To tell you the truth, I got hit in the back pretty good. I've probably still got the welt on my back. I was standing ... probably 3 feet away, and this kid just hit. It technically is against the rules, but he's about 11 or 12, so I just let him go. But it hurt really bad.

---

#### About Johnson

2008-11: Steven Johnson played in college at Kansas, gaining big playing time as a junior and senior. His final season for the Jayhawks, he racked up 120 tackles and forced two fumbles.

2012: As an undrafted rookie, he played in 11 games, amassing 10 special-teams tackles and leading the team in that category.

2013: Johnson has played in all four of the Broncos' games on special teams, and blocked a punt and returned it for a TD against Philadelphia.

# Knighton Rises Into Leadership Role

By Andrew Mason  
DenverBroncos.com  
January 10, 2014

ENGLEWOOD, Colo. -- When the Broncos signed Terrance Knighton, they thought they were getting north of 320 pounds worth of gap-clogging mass who also happened to possess an array of moves and unusually light feet for a man his size.

They got all that, and then some. But it turned out that they were getting a leader, too.

Little was made of Knighton's leadership qualities in Jacksonville, perhaps because of the Jaguars' overall struggles and the team's de-emphasis of him in 2012, his only full season without Jack Del Rio as one of his bosses.

"Terrance has had a great, I would call it a bounce-back year," Del Rio said. "I think he's comfortable here, understands what is expected of him and is doing a great job of leading that group and communicating."

And no one brought leadership and communication out of Knighton like the Broncos' 2013 first-round pick, Sylvester Williams.

In the offseason, when Knighton and Kevin Vickerson worked together as the expected starting defensive tackle duo, they met as equals. They began getting to know each other in March when they crossed paths, each at the verge of signing their contracts. They worked on their communication over the months that followed, and by November, each knew the other almost as well as he knew himself.

Then Vickerson injured his hip, and his season ended.

From April through November, Sylvester Williams had been learning from his more experienced brethren. But with Vickerson's year over, the lessons took on an added urgency: the rookie would have a greater first-year burden than anyone expected.

Communication between the two defensive tackles is crucial, and while it's not perfect, "it's getting there," Knighton said.

"Because even though Sly wasn't starting this year, he did a good job of watching me and Vick. He listened a lot; he paid attention. So the initial (shock) of him jumping into the starting lineup was going to be tough, but he's handled it well.

"When you're drafted that high and you're expected to play, you've got to respond, and he's done a good job of that. I don't have any doubt of anything he can't do.

When I'm tired, I don't have any problem telling him to go in, and vice versa. I've built that trust with him that quick."

Added Del Rio: "It's been invaluable for him to have Terrance right there, able to talk with him and explain to him, share things with him and really help bring him along."

Williams concurred.

"(Knighton) helped me a lot, pretty much just teaching me the techniques and ways to treat the schemes and different things like that," Williams said. "He's like a big brother to me, he took me along the way and helped me out a lot."

Other leaders, like Champ Bailey, the Broncos' longest-tenured player and captain, noticed.

"Tremendous," Bailey said of Knighton's growth as a leader. "I didn't know him before he got here, but just to be able to come in and figure out where he fits in and know his role, but also understand that he's a leader on this team. And we need him to be that."

That's what he tried to be when he talked to his fellow defenders after the 27-20 loss to San Diego on Dec. 12. Knighton and others had been perplexed over the defense's struggles to that point. But that loss was different. The ease with which the Chargers ran to the outside, their success on third downs, all of it left Knighton and others feeling worse than at any point to date this season.

"It was immediate frustration," Knighton said. "After the second Charger game, I pulled the whole defense aside and said, 'Look, we've got to figure it out. It's too late in the season to still be trying to feel our way through things. Relying on the offense, or whatever it is, we have to find something, and we have to do our part.'"

"The group responded. Guys had a chance to air their feelings out and say how they felt guys were playing. Nobody took anything personal. It showed against Houston, it showed against Oakland. The feeling I get right now for the defense, is that we're ready to play our best football."

It has in the last two games. Although the competition wasn't as difficult as it was at some stretches of the season, the defense twice held opponents below 20 points -- something it had only done once in Weeks 1-15. Williams had three tackles for losses, a sack and a fumble recovery in the last two games of the regular season. Knighton continues to use his balance to win one-on-one duels and draw extra attention from interior blockers, opening lanes through which Williams and others can attack.

Williams' improvement since the loss to the Chargers is not a coincidence.

"After the last time we played San Diego, I pulled him aside and I told him, 'Me and you are going to have to start doing extra,'" Knighton said. "'The things that me and (Vickerson) did during OTAs and camp to prepare ourselves for the season to develop that bond, we're going to have to find that quicker.'

"So we find time outside of the facility, on our days off. I like to see what he sees on film, and he likes to see what I see. Me playing a lot of football, I just try to simplify it for him, and just help him out as much as I can."

Without Miller and Derek Wolfe in recent weeks, this is where the Broncos must break down an opposing offense: from the inside out. Knighton isn't simply at the heart of that task: he is the heart, of that work, and the defensive line, as well.

"'T-Knight' should have made the Pro Bowl," Bailey said.

He didn't, but if the Broncos get to a better Bowl, Knighton -- and his ability of the "big brother" to help extract the most from the young Williams -- will be a massive reason why.



# Paris Lenon, Broncos starting linebacker, is last XFLer in NFL

By Benjamin Hochman  
The Denver Post  
January 8, 2014

It was forgettable, yet just so unforgettable, the dirty absurdity that was the XFL.

Remember this thing? Run by pro wrestling kingpin Vince McMahon, who wanted to provide an alternative to the NFL, the XFL was over-the-top, from the personas to the nicknames to the uniforms to the rule changes. For one glorious (notorious?) year, this wild pro football league was in full, furious function. That was 2001, and now, here in the 2013 NFL season, only one player from the XFL is still kickin' in the NFL. And that player is Broncos starting linebacker Paris Lenon.

"It was entirely different than the National Football League," said Lenon, 36, who has taken over as the middle linebacker for Wesley Woodyard. "I'm pretty sure people have a lot of jokes about the league, but at the time for me, it was a situation where I had the opportunity to play in NFL Europe or stay in the states and make more money. And that's what it boiled down to."

He was a member of the Memphis Maniax (I'm still trying to figure out how to spell the singular version of that nickname). Lenon had played at the University of Richmond, and after being cut by the Carolina Panthers, he revived his career with the Maniax, which led to jobs in the NFL for more than the next decade.

"Playing in that league, all it did was it gave me more playing experience," he said. "Anytime you get more experience, get more comfortable, the better you are from it."

For the Broncos this season, he's tallied 22 tackles, most late in the season, since he took over as the starter. He's essentially split the snaps with Woodyard — who primarily plays in nickel packages.

"He understands the game, he understands the schemes of offense, and he's gotten more comfortable in our defensive scheme as we've moved along," Broncos coach John Fox said Wednesday. "And as I mentioned a while back, when we started plugging him in there, he earned that opportunity. And he's done a good job when that opportunity happened."

ESPN.com once ran a list of the 25 biggest flops in the past 25 years. The XFL finished second — behind Ryan Leaf.

Asked for one of his XFL memories, Lenon laughed.

"It was crazy. I had a coach who'd smoke cigars in the meetings," he said. "I ain't lying. He'd smoke the cigars in the meeting, he was old school. He was a great guy, but he enjoyed his cigars."

Nuggets broadcaster Chris Marlowe still proudly keeps his XFL gear — Marlowe was an XFL announcer, paired with another aspect of football infamy, Brian Bosworth.

"It was sure fun while it lasted," Marlowe said. "There were (innovations). Some of the things that didn't work out as planned were some of the rules they implemented. They started the game off with a sprint, one guy from each team running to the ball on the 40, and whoever ran the fastest and got the ball would have the choice. It was great — until one of the better players in the league dislocated his shoulder on that play.

"They had the bright idea that they wanted announcers to interact with the fans, so they actually put us in the stands with the fans. That was great when we were in Las Vegas, but we were in Giants Stadium once in the winter. One game we're out there, no covering, 8 below, snows coming down, the ink on the charts are running, the monitor starts to go on the fritz, there's a little fire — it was just classic XFL."

# Peyton Manning's epic season has roots in long road back

By Albert Breer  
NFL.com  
December 27, 2013

If you want to know how Peyton Manning reached 51 touchdown passes and topped 5,000 yards in a single season for the first time in his illustrious 16-year career, his fall practice schedule might provide some insight.

Although he hasn't missed a meaningful snap in a game this season, the Broncos quarterback's right ankle injury limited him in some of Denver's October and November workouts and kept him out of others.

For most 37-year-olds, that's run-of-the-mill mid-season maintenance. Many even want it that way.

But not Manning.

"We did it to make sure he didn't hurt himself by going too far," Broncos executive vice president of football operations John Elway said Monday. "He'd run himself into the ground if we'd let him. So we had to pull him back. 'Greek' (Denver head athletic trainer Steve Antonopoulos) did a great job explaining the benefits of not taking every rep. ... We pulled him back because 100 percent of the time he's out there, he's playing it like it's a game situation."

The lesson here: This legendary quarterback -- with a Super Bowl MVP and four regular-season MVPs, a place in Canton all but secure, and all the major passing records in plain sight -- doesn't even take it easy in practice. Manning, who's been through four neck surgeries and came out the other side an All-Pro again, needed to be physically restrained so that he wouldn't overdo it on an ankle sprain.

It's been five days now since Manning reclaimed the single-season touchdown-pass record Tom Brady wrested from him in 2007. In two days, Manning will likely get the 266 yards he needs to break Drew Brees' 2011 yardage record (5,476). And the Broncos quarterback has done it with a cold efficiency that can make one forget how remarkable it is that he's even playing anymore.

Manning's journey back relates, yes, to that relentlessness of October and November. But it's more about how it was applied in the long days of late 2011 and early '12 than anything that's happened in the past few months.

Those closest to him won't ever need a reminder of how he navigated that road. On Tuesday morning, Duke coach David Cutcliffe, Manning's offensive coordinator at

Tennessee, was driving on Route 751 to his home in Durham, N.C. -- and all it took was the pavement in front of him to spark memories of the darkest time.

"I'll be honest -- I was shocked at how significant the injury was," Cutcliffe said. "What he looked like physically, without his shirt on, I had the same question he did. And on this very road, he asked me, 'Should I even try to do this?' And after a couple weeks, I'm wondering if I'm at the point where I just say to him, 'Golly, Peyton, think of all you've done. You wouldn't have to worry about it at all.' "

Instead, Cutcliffe reminded Manning there was still time before he'd have to take the field -- it was November 2011, and Manning wouldn't have to be ready until September 2012 -- and so he should just focus on getting well first. And while there was plenty of room for doubt, Cutcliffe said that after Manning got started, "even my 13-year-old daughter, and she was 11 then, could recognize the work, and once he made his mind up, nothing has surprised me."

Within Manning's own family, it's not the touchdown passes or the yards or even the wins that will burn deepest in their memories. Not by a long shot.

"As parents, when we look at the big picture, we remember those months, we're so grateful he's playing again," Archie Manning said Thursday. "When he told us the doctors had cleared him, and he was gonna give it a shot, we knew how bad he wanted to play. So we just wanted him to play. We never had any vision of anything like this. He's always played at a good level, and I knew he wouldn't play long if he couldn't play at a good level. Peyton would recognize that.

"But to have this kind of success, it really has been a blessing. I never thought it'd happen."

Elway entered into the picture later. Though Manning wasn't quite yet himself, he was ready to throw and help lead a practice in the spring. He was ready to get back to the grind of his life's work. And while others seemed to know at that point that Manning would find his way, the old Broncos legend still hadn't seen why.

He found out quickly.

"I would tell you that I'm most impressed by his work ethic," Elway said. "You think you know how much it matters to someone until you get up close. He's played so long, and it's just as important now as it was when he was in his fifth year. And his attention to detail, how he goes about his week, I can't imagine he ever worked harder than he does now, because he's 110 percent all in."

Elway said Manning asks his fellow Broncos quarterbacks to check out the TV copy of the game tape to make sure he didn't miss anything. That, of course, is always the idea.

"Peyton loves to play -- God, he loves to play," Archie said. "I've seen him, and when I'm there, it's how excited he is to go to the facility at 6 a.m. He loves everything about it. He loves the locker room. He loves practice. He loves to watch film. He loves to be around his teammates. He loves the offseason program.

"That was the thing with Olivia and me. He told us, 'If it does work out, I'm gonna look back and say it's been a good ride.' But we knew he wasn't ready (to end his career)."

Easy to say now that Peyton's parents were absolutely right. And the Broncos' training staff sure can attest to that.

# **Peyton Manning tosses record 51st TD pass in Broncos' win over Texans**

By Mike Klis  
The Denver Post  
December 22, 2013

HOUSTON — Dapper as always in his immaculate suit and tie, Peyton Manning paused in the sparse, cement-floored bowels of Reliant Stadium to accept another round of congratulations on his historic accomplishment.

It hardly seemed like the right place moments after one of the all-time greats delivered one of his unforgettable performances. Then again, the meager surroundings fit the perspective Manning gave to his latest passing record.

Manning didn't dismiss the single-season touchdown pass record he set Sunday while leading the Broncos to a first-round playoff bye and a 37-13 victory against the woeful Houston Texans.

He respects how difficult the game is sometimes, even if this applies far more to others than himself. But Manning wasn't going to squeeze the living accolades out of the record either.

"The way the game is today, none of these offensive records will last," he said.

Before a Reliant Stadium gathering of 71,761, Manning threw for an even 400 yards and four touchdowns — but it's his 51 touchdown passes and 5,211 passing yards for the season that will stir discussions about his place among the quarterback greats.

"I think this kind of stamps his greatness," said receiver Eric Decker, who became the fifth Bronco to score at least 10 touchdowns this season. "Especially when you look at where he was two years ago, where he's at now, the work ethic that allowed him to get here."

Manning went from missing the 2011 season to recover from four neck surgeries to entering Game 15 this year with 47 touchdown passes, three shy of the record set by his friend and personal nemesis Tom Brady. A 36-yard strike to Demaryius Thomas on the first play of the second quarter gave Manning 48 touchdown passes.

He added No. 49 and the record-tying 50th to Decker in the fourth quarter, then was mobbed on the field by his teammates after he set the record with a 25-yard touchdown pass to tight end Julius Thomas.

"I personally think all season records are going down, especially if they go to 18 games," Manning said. "And there won't be an asterisk next to them. Brady will probably break it again next year if not the year after."

As someone who was a fan of the game long before he started dominating it, Manning holds in higher regard the 48 touchdown passes Dan Marino tossed in 1984 than any of the passing records set in the past 10 years or so, when the rules were changed to tilt heavily in the favor of quarterbacks and receivers.

Still, it's difficult to believe any quarterback can match the prolific brilliance Manning delivered this season. It began on opening day with seven touchdown passes against Baltimore. That was a record too. Manning also is only 265 passing yards shy of Drew Brees' record set in 2011.

"Yards to me doesn't ... touchdowns to me means it's helping your teams win games," Manning said.

To Manning, the game was a coronation of sorts to his brilliant 16-season career. To the Broncos, it meant rest for the battered and bruised.

Their victory, coupled with the Kansas City Chiefs' home loss Sunday to the Indianapolis Colts, clinched the Broncos' third consecutive AFC West title and a first-round playoff bye.

Guaranteed no worse than the No. 2 AFC seed, the Broncos will clinch the No. 1 spot if they beat Oakland next week, or if New England loses to Buffalo.

Either way, the Broncos will be allowed to skip the playoffs' first round Jan. 4-5 and advance to the second round Jan. 11-12.

This was all assured with less than five minutes remaining and the Broncos comfortably up on Houston 30-13. The Chiefs were getting trounced, although the Broncos' players weren't aware of this.

Did the Broncos decide to get the 51st touchdown pass out of the way in case the final game against Oakland next week was meaningless?

"There was no talk of the number," said left guard Zane Beadles. "There was talk of, 'We're still playing. We're not shutting anything down.' That was the talk."

There were four minutes and 34 seconds left when Manning threw his record-breaking touchdown pass to Julius Thomas. The Texans weren't overly offended. Embarrassed, maybe, but they didn't protest when Manning was surrounded on the field by well-wishing teammates.



"It's never fun to be on the opposite end of a record-breaking performance," said Texans standout defensive lineman J.J. Watt, who got in a couple of licks on Manning. "The guy is a heck of a football player. There is a reason the guy should be MVP this year."

Yep, Manning winds up with 51 touchdown passes and counting, 5,211 passing yards and counting, and he most likely will get his No. 5 MVP award. Another record, by the way.

## Greatest offenses that ever took the field

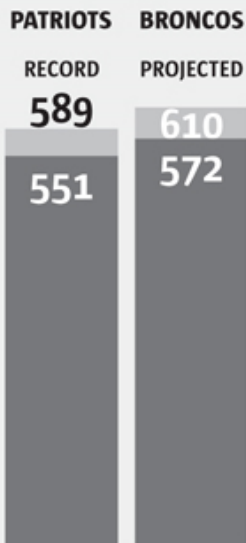
*Game-by-game comparison of the scoring totals of the 2007 New England Patriots and the 2013 Broncos. The Patriots scored an NFL-record 589 points:*

### 2007 PATRIOTS

Gm. Score	Running total
1 Patriots 38, Jets 14	38
2 Patriots 38, Chargers 14	76
3 Patriots 38, Bills 3	114
4 Patriots 34, Bengals 13	148
5 Patriots 34, Browns 17	182
6 Patriots 48, Cowboys 27	230
7 Patriots 49, Dolphins 28	279
8 Patriots 52, Redskins 7	331
9 Patriots 24, Colts 20	355
10 Patriots 56, Bills 10	411
11 Patriots 31, Eagles 28	442
12 Patriots 27, Ravens 24	469
13 Patriots 34, Steelers 13	503
14 Patriots 20, Jets 10	523
15 Patriots 28, Dolphins 7	551
16 Patriots 38, Giants 35	589
<b>Patriots' record total</b>	<b>589</b>

### COMPARISON

through 15 games:



### 2013 BRONCOS

Gm. Score	Running total
1 Broncos 49, Ravens 27	49
2 Broncos 41, Giants 23	90
3 Broncos 37, Raiders 21	127
4 Broncos 52, Eagles 20	179
5 Broncos 51, Cowboys 48	230
6 Broncos 35, Jaguars 19	265
7 Colts 39, Broncos 33	298
8 Broncos 45, Redskins 21	343
9 Broncos 28, Chargers 20	371
10 Broncos 27, Chiefs 17	398
11 Patriots 34, Broncos 31, OT	429
12 Broncos 35, Chiefs 28	464
13 Broncos 51, Titans 28	515
14 Chargers 27, Broncos 20	535
15 Broncos 37, Texans 13	572
16 At Raiders Dec. 29 2:25 p.m.	
<b>Broncos' projected total</b>	<b>610</b>

# Denver Broncos' Peyton Manning named SI's Sportsman of the Year

By Lee Jenkins  
Sports Illustrated  
December 15, 2013

This story appears in the Dec. 23, 2013, issue of Sports Illustrated. Buy the digital version of the magazine [here](#).

All the apple-cheeked babies, captured for eternity in Creamsicle onesies three sizes too big, are nearly grown. They are high school valedictorians and college athletes, Eagle Scouts and black belts, yearbook editors and engineering majors. They are in the National Honor Society. They lead Bible study. They raise money for cancer research. They lifeguard in the summer. They work part-time at Cracker Barrel. One directs short films. One blew the trumpet in a high school band at President Barack Obama's second inaugural parade. One earned a marketing award for helping develop a project to sell reusable popcorn containers at football games. One is a linebacker and a defensive end recruited by half the SEC, one is a three handicap, one runs a 5K in 18:20, and one hit an unforgettable grand slam in the ninth. One became the first girl in an all-male wrestling club, as well as the first deaf member of that club. She then captured the state championship in her weight class. Most hail from Tennessee, but you can find them as far away as lacrosse fields on Long Island. Some know each other. They were born in the same hospitals, attended the same schools, played on the same teams. Beyond that, they don't have much in common -- besides, of course, their first name.

It is an unusual name, or at least it used to be. According to the Social Security Administration, which started tracking the popularity of names in 1960, Peyton had never cracked the top 100 in Tennessee. But in 1994 the state's flagship university welcomed a freshman quarterback from New Orleans named after his uncle Peyton, a Mississippi farmer who grew cotton and soybeans, raised cattle and loved sports. When Peyton Manning enrolled at Tennessee, he took an orientation seminar with freshman football players, overseen by associate athletic director Carmen Tegano. The players were instructed to take notes. Afterward, Tegano collected their spiral notebooks and perused what they wrote. Manning had filled 30 pages. That night, Tegano told his wife, "If God is willing and I live long enough, I'll either work for that kid or I'll vote for him." A year later Manning directed Tennessee to its first win against Alabama in 10 years, and roughly 10 months after that Southern hospitals noted the first outbreak of Peytons. Call them Bama Boomers. "It was an epidemic," says Manning's older brother, Cooper, who was forced to quit football at

Ole Miss because of a spinal injury. From 1996 through '98, a total of 68 Peytons were born at the University of Tennessee Medical Center alone, compared with 10 the decade before. By 1997, according to [babynames.com](http://babynames.com), Peyton was the 51st-most-popular- newborn boy name in the state.

Families showed up to Volunteers practices, orange-clad infants in tow, and thrust them into Manning's reluctant arms for photos. "What am I supposed to say?" he asked his father, Archie, the iconic Ole Miss quarterback. "I don't know," his dad replied. "I only had dogs and cats named after me." Twins in Knoxville were named Peyton and Manning. A boy outside Nashville was named Peyton Cooper as a reminder that "there's nothing guaranteed in life." Doctors in Kentucky lobbied a woman in labor to call her son Tim, after Wildcats quarterback Tim Couch. "It will be a much more prosperous name," they told her. "He'll be so much more successful." They grudgingly delivered yet another Peyton. The unorthodox spelling caused confusion. Dr. Tara Burnette, a neonatologist at the UT Medical Center, once saw payton written on a note card attached to a baby's incubator in the NICU. "You misspelled the name," she told the nurse on duty. "No, the nurse insisted. "The mom spelled it for us." Burnette shook her head. "That baby is a Peyton," she said. Twenty-four hours later, the card had been changed.

There is no more personal display of fan devotion than naming one's progeny after an athlete, but the gesture carries inordinate risk, especially when the player is only a sophomore in college. Who knows what controversy lies ahead? Names become synonymous with scandals. Think of the Lances and McGwires running around. You can always buy a new jersey or hang a new Fathead, but rewriting a birth certificate is more difficult. "Sure, he could have been a dud," says Kim Dukes. "But I kind of knew, deep down inside, that he'd be special." Dukes was diagnosed with Hodgkins lymphoma as a sophomore in Knoxville, underwent chemotherapy, and was informed by doctors that the treatment had left her incapable of bearing children. She had Peyton Dukes anyway. "He's not a quarterback -- he's not even a football player," Kim says. "But we raised him to be a good, honest person, and that's the most important thing he shares with his namesake."

Though Uncle Peyton died a bachelor, his name will live forever. Archie remembers reading an article, in the early 2000s, in an education newspaper about a first-grade teacher with nine Peytons in her class. In 2007 the Knoxville News-Sentinel put out a query for Peytons and received more than 160 responses. "You hope your children are going to do great things no matter what you name them," says Dana Lara. "Going into it, you do think maybe this will give them a leg up by association." Peyton Lara is now a senior at West High and an aspiring nuclear engineer with a 4.46 grade point average.

A name doesn't ensure anything. Peyton Dukes cares more about arts than sports. Peyton Prowse's favorite player is Manning's younger brother, Giants quarterback Eli. Elaina Peyton Engel took her 5.0 GPA at Hereford (Md.) High to Alabama. "C'mon, Dad," she said. "Even Peyton Manning didn't go where his father wanted." But commitment is a thread -- whether orange or crimson -- that links the Peytons. "To have the name of someone who has accomplished so much," says Peyton Robinette, a biology major with a black belt in taekwondo who is attending Tennessee on the prestigious Volunteer Scholarship, "means I can be special."

\*\*\*\*\*

For two decades Peyton Manning has methodically elevated the standards of everybody from NFL quarterbacks to video-room interns to offspring named in his honor -- one film session, one spiral notebook, one dummy audible at a time. The mother of an eighth-grade classmate once told Manning's mom, Olivia, "Peyton really has to study for his A's. My child just goes in and takes the test." The remark, while rude, was revealing. Manning always did the work, and as a result he never disappointed the families who put so much faith in him. He is still the striver who scored a modest 1030 on his SAT yet graduated with the highest GPA that year in Tennessee's College of Communication and Information.

At the combine in Indianapolis leading up to the 1998 draft, strength coaches from the 49ers, Raiders and Bills took Manning's measurements. When they finished, he asked how his body fat compared with other players', and reminded them to note that one of his knees was swollen. The trainers stifled laughs. "He's the first pick in the draft," one muttered under his breath. "Why does he give a s---?" Then Washington State quarterback Ryan Leaf, Manning's competition for the top spot, stepped on the scale. He triumphantly flexed both biceps even though he was 30 pounds overweight. "That was the difference," says Jon Torine, who was then a Buffalo strength coach before joining the Colts. "When Peyton Manning dies, this is what they ought to write on his gravestone: it all mattered to me."

Chosen by Indianapolis, Manning turned the quarterbacks meeting room into his personal office. He installed a film projector with a Beta dock in the basement of his house. He watched every practice. On Saturdays after walk-through, he cleared the equipment room and shut the door so he could select his 12 game balls in peace. First, he washed his hands. Then he hurled one ball after another at the equipment manager, barking "game" if it made the cut, "pregame" if it didn't. "Why can't the seams be perfect?" he asked. He'd have sewn them himself if he could.

He owns only one Super Bowl trophy, which constitutes some kind of moral failing in this all-or-nothing age, but he remains the reigning champion of the everyday. The laser rocket arm -- Manning's description in that famous Sprint commercial -- is more like a cap gun now. Yet he is currently piloting the best team in the AFC and

the most bountiful offense in the NFL while threatening single-season passing records for yards and touchdowns. Still, that's not why Manning is Sportsman of the Year for 2013. To explain the choice, we defer to Peyton Robinette's valedictorian speech, delivered at the Rockwood High gymnasium outside Knoxville in June. "I urge you all to always remember the experiences you've had," Robinette told his fellow graduates. "But be ready to write your sequel. Be prepared to face consequences. Be prepared for adversity. Be prepared for change."

Manning was the son of a New Orleans celebrity and a Mississippi homecoming queen, raised in the historic Garden District and educated at illustrious Isidore Newman School. He was the No. 1 recruit in the country and the No. 1 pick in the draft. The first time he walked onto the Colts' practice field, offensive coordinator Tom Moore told starting quarterback Kelly Holcomb, "You come over here and stand next to me now." In 23 years of organized football, Manning missed one snap. Sure, he was laid bare a few times in Gainesville and Foxboro, and he occasionally told family members it would be easier to go 9-7 and just miss the playoffs than risk more January heartbreak. But compared with the beaten and concussed, he was beyond privileged. He had 13-3 on autopilot, along with 4,000 yards and 30 touchdowns, a first-round bye and home field throughout. His career was fantasy football.

Then he woke up. It was Sept. 11, 2011, and he was lying in a hotel bed in Marina del Rey, Calif. He had just undergone his fourth neck operation in two years, to remove a herniated disk from his spinal cord that all but killed the nerve running down his fabled right arm. The Colts were playing the Texans, starting somebody else at quarterback for the first time in 13 years. They lost 34-7. Nothing was perfect anymore. "It was hard to watch," Manning recalls. "I was disappointed, I was down, because I wasn't able to do what I love and I didn't know where I was headed. I didn't know if I'd ever be able to perform again. I had those thoughts. They were real." The nerve was so ravaged in the summer of '11 that he couldn't push himself out of bed. He couldn't lift a three-pound dumbbell. When he tried to play catch with Tennessee alum and former Rockies first baseman Todd Helton at Coors Field, he one-hopped him from eight yards away. "He walked different," Helton says. "He carried himself different. He had a hard time turning around to look at you."

Manning went to his family's annual passing academy in southern Louisiana, but he barely picked up a ball. "Why can't you throw me one pass?" a crestfallen high school receiver asked. "I just can't," Manning muttered. "Eli will throw you one." He wouldn't even throw when only maintenance workers were around. He couldn't stand the thought of anybody witnessing his wounded ducks. "He's not very good at disguising how he feels," Cooper says. "You can hear it in the first hello and the last goodbye. I saw him vulnerable for the first time. And then I saw him get

emotionally around the idea that, Hey, this may be too much to battle back from." In high school Manning would stroll into his parents' bedroom at 10:30 p.m. and sprawl across the foot of their bed to discuss his college choices. Before the final operation he flew back to New Orleans and lay across the foot of the bed again. "I'll listen to the doctors," he told them. "If they say after this that I still can't play, then it's been a good trip." The fourth surgery was fourth down.

He was shockingly at peace. "Who am I to complain?" Manning asked himself. "Who am I to say, Why is this happening to me? I had 20 years of unbelievable luck. All these other players had careers cut short. Cooper didn't even get to start his career." Peyton's wife, Ashley, had just given birth to their first children, twins Marshall and Mosley. Home movies suddenly seemed more appealing than Patriots tape. "I've studied enough for a couple of careers," Manning says. "My brain could use a little rest." Ashley, who has been with Manning since they were in college but has stayed far from public view, was the one to offer the gentle nudge he needed. "You've got to try," she said.

So began a sequel that would make Peyton Robinette proud.

\*\*\*\*\*

A GRAY SUV rolls across suburban Denver, through the shadow of the Flatirons, past the aspen trees and alfalfa farms. The best quarterback in the world, yet again, sits in the backseat. He is wearing a half-zip beige sweater over a white button-down shirt, fresh off an appearance at the Alexander Dawson School in Lafayette, where a kindergartner raised his hand during an all-school assembly and asked Manning how he plays football. Standing in the middle of the gym, facing 450 students in the bleachers, Manning paused for a moment. There was so much he could tell the boy. Archie rarely discussed strategy at home, but he did share one crucial lesson: "You've got to know what you're doing out there because then you can get rid of the ball, and when you get rid of the ball, you don't get hit."

Archie didn't always heed that advice, but his son did. Peyton approaches the line of scrimmage and takes a snapshot of the defensive alignment, then scans an extensive mental catalog to recall where he has seen the alignment before and what it wrought. Manning cannot predict what the defenders are going to do, but he can predict what they're not going to do. "What will happen here?" he asks himself, hands framing his face, as if he's peering through an imaginary camera. "I'm not sure, but I do know the linebacker over on the outside is not going to blitz. I can tell you that will not happen. I'm trying to narrow things down." He selects the play, and orders the protection, with the best chance to counter the alignment. "And he does it in 10 seconds," Moore marvels.

But the kindergartner doesn't need to hear all that, at least not yet. "I try to throw the ball really quickly," Manning responded, in his distinctive country-Cajun mash-up, "before those big, ugly defensive linemen come tackle me." There it is, kids, the elementary version of how a 37-year-old who couldn't uncork a 10-yard out in 2011 and was cut in '12 now directs the NFL's most prolific offense while leading the league in almost every meaningful passing category. He's tossed touchdowns in 37 straight games. He's outgained 19 whole teams. According to Broncos quarterbacks coach Greg Knapp, he forced one throw in the first half of the season.

Fans are understandably wary of athletes aging in reverse, but Manning lacks the arm strength he had in his prime. He still can't run. His upper body is so lean that six months ago he texted Broncos trainers a beefcake shot from his college days with the message, "At one point I did look good." The mind, which enables the rapid-fire release, is the only part that hasn't lost power.

When Manning was a rookie, the Colts installed a no-huddle package called Lightning, which they deployed when they trailed. One day, around 2000, Moore asked Manning, "Why are we waiting to be down 10-0? Why don't we start in Lightning?" That question changed football. At first, Moore would call two plays from the sideline and let Manning pick one. Then Moore gave Manning four plays and let him switch from runs to passes. Finally he let him call entire games. "It's always been a cerebral position, but Peyton made it more cerebral," says former Broncos quarterback and current executive vice president John Elway. "He was the first one to get in the hurry-up, figure out the coverage at the line, find the right play against the coverage and call everything himself. He really started the no-huddle. Now everybody does it." From Pop Warner on, quarterbacks are asked to think faster because Manning showed what was possible. "He set the standard," says the Patriots' Tom Brady. Manning still runs Lightning in Denver, as well as a superspeed variation called Bolt.

The injury made him a different quarterback. Manning relies more on his legs to generate velocity, like a pitcher pushing off the rubber, and focuses more on his footwork, an area Knapp believes he let lapse. Manning can no longer fling post patterns between two safeties. He must be precise with his delivery, stepping toward his target, one stride if he's firing to the first read, two if it's the second and so on. He checks down more liberally and unleashes more feverishly. "To quote Hank Stram," Manning says, "I matriculate down the field."

The injury also made him a different person. He used to fidget when people told him they were praying for him. "I'm fine," he'd say. "You don't have to do that." Now he thanks them for their prayers. He doesn't stay up until 1 a.m. watching one-on-ones anymore. He and Ashley play with the twins, put them to bed, eat dinner and pour a glass of wine. He is usually asleep around 10. He lets his backup,



Brock Osweiler, take some of his snaps in practice. Manning is often portrayed as a signal-calling automaton, jogging robotically to the sideline while teammates celebrate touchdowns, but he has turned sentimental. He tears up at movies he's seen before.

On the trip to New Orleans two years ago, Manning asked his mother to take him on a driving tour of old friends' houses. At the end, he asked to stop at his own childhood home, six blocks from his parents' current uptown residence. He knocked on the front door and told the new owner, "Hi, I'm Peyton Manning and I'd like to see my room." Recently, he sold his house in Indianapolis, and Ashley flew back for the closing. She walked the halls narrating a video shot with her phone. In the basement she said, "Here's where Peyton spent a lot of nights helping the Colts win a lot of games." He chokes on the words as he repeats them.

He never thought he would leave that place.

\*\*\*\*\*

The fourth surgery, a single-level anterior fusion, immediately alleviated the pain but did not regenerate the nerve. "People with nerve injuries told me, 'You could wake up tomorrow and be fine,' " Manning says. "It was encouraging, but it left you pretty disappointed every day around one." He tried to view his rehab as a game, which didn't work, because he never knew how much time was on the clock. Colts trainers, accustomed to an indestructible quarterback, hid their concern. "He couldn't throw a ball," says Torine. "I was scared for him, scared for everything. To be up and down and happy and pissed and sad and anxious is all part of the process he went through."

Manning flew to Durham, N.C., in November 2011 and moved in with Duke coach David Cutcliffe, his offensive coordinator at Tennessee. "I'd never seen him throw in person where it wasn't perfection," Cutcliffe says. "He was so out of whack, I had to ask him to quit throwing. He was on the way to hurting himself. We're all products of what our nerves allow us to do. He had to rebuild his mechanics from the ground up. He had to relearn everything." They worked in the Blue Devils' locker room, watching old Indy tapes, Manning trying to impersonate Manning. "When I was on, I was shocked when the ball didn't go exactly where I wanted," Manning says. "It got to the point where I was shocked when it did go where I wanted." Driving back to Cutcliffe's house one evening, he asked, "Should I even be doing this?"

Manning stayed at Duke, on and off, for more than three months, and the nerve started firing again. "You hear and read about people who overcome things they shouldn't," Cutcliffe says. "I saw it with my own eyes." They eventually moved from the locker room to the indoor facility. Manning ran 10 plays at a Duke spring practice wearing a Colts helmet. He invited several former Indianapolis teammates

-- center Jeff Saturday, tight end Dallas Clark, receivers Brandon Stokley and Austin Collie -- and on March 3, 2012, they simulated every detail of the 2010 AFC championship game against the Jets. "It was a little over the top," says Stokley, recounting the Gatorade breaks on the sideline when the invisible Colts defense was on the field. "But that's how he operates. You could tell he was on his way."

Four days later the Colts -- who had the first pick in the draft and were eyeing Stanford quarterback Andrew Luck -- cut him. "I think it broke his heart," Archie says. "I think he understood the reality [was], It's time for me to go. And then I think he reconsidered and said, 'No, I'm supposed to play my whole career here.' So he went back and told them, 'I'll help Andrew, and we'll make it work. I want to stay.' " He couldn't bear to be Johnny Unitas in San Diego, Joe Namath in L.A. The Colts, however, had already moved on. Manning could not have been more gracious in the tearful press conference that followed, referring to owner Jim Irsay as "my friend," but when he arrived at Broncos headquarters the next day for a free-agent visit, Elway saw another side. "He was in shock," Elway says. "Everybody kept telling him he was going to get released, and he didn't believe them until it happened. He wanted to prove they made the wrong decision. He wouldn't say that, because he's not that type of guy, but that's the message I got. When great competitors get scorned, they come back with a vengeance. We signed a Hall of Famer with a chip on his shoulder."

Manning, ailing since the lockout, had floated from one training staff to another. He'd been treated at Duke and Tennessee, with the Colts and even the Rockies. Finally he had a home, with the Broncos. They weren't as worried about his arm as the rest of his body. "He was really detrained," says Luke Richesson, Denver's strength and conditioning coach. "We broke him down like a car -- take the motor out, get the alignment straight, then focus on the horsepower." His alignment was his coordination. The Broncos limited Manning to 40 throws at practice instead of the typical 80. In two-a-days they let him throw during only one session. They focused on exercises to restore his body control, including one called "dead bug," in which Manning lay on a roller, simultaneously extending his left arm and right leg, then his right arm and left leg, with weights attached to his wrists and ankles. "The first time, he couldn't hold it," says head trainer Steve (Greek) Antonopoulos. "Remember, this was a neurological injury. It affected everything." Manning's physical therapy continued through the season, but Denver still went 13-3. Most players lose strength over a 16-game schedule, yet in the week before the Broncos faced the Ravens in the divisional round, Manning set personal bests for squats, dumbbell presses and medicine-ball throws. Thirteen-year-old Emily Cutcliffe, following Manning's resurgence from afar, asked her father, "Dad, this is incredible, isn't it?"

Growing up, Manning yearned to be a senior. He asked his dad what senior year was like at Ole Miss, and he bypassed the draft as a junior at Tennessee to find out for himself. In Denver, Manning is a senior once again, and the underclassmen are in awe. "You want to be better because it's Peyton Manning," says the Broncos' leading receiver, Demaryius Thomas. "I know I'm a better player because he's here." "That's the secret of football with Peyton Manning," adds tight end Jacob Tamme. "How much he demands of himself seeps into everybody else." They watch him charge onto the field with a knee brace, matching high-ankle sprains and a glove protecting a right hand that still sometimes feels numb. He fights off a limp. The mind is so dominant, it's easy to miss the heart.

\*\*\*\*\*

In the backseat of the SUV, a stack of letters rests at Manning's feet: from a mother whose son was injured in a motorcycle accident and is learning to walk again, from a 90-year-old woman who picks college games against her friend but needs a new opponent because her friend just died, from a man who can't move his neck and doesn't know what to do. Every professional athlete receives reams of tear-stained letters, but they sound different when Manning reads them now. "I didn't have a serious illness," he says. "My life was never in danger. But I feel like I can write to these families, or talk to them, with more of a connection than I had before."

A son of the genteel South, Manning learned early on the power of the handwritten note, unsurpassed by text or tweet. He still remembers the college coaches who wrote him during his recruitment (like Florida State's Bobby Bowden) as opposed to the ones who resorted to thoughtless form letters. He would lick his thumb and rub it against the signatures to determine whether they were real. When Manning left for college, Archie wrote him before every fall semester.

Throughout his career Manning has written coaches and players who retire, as well as widows of coaches and players who pass away. He writes subjects of documentaries he's seen and victims of tragedies he's heard about. He writes his children every six months, even though they are years away from deciphering his cursive. Ashley buys his stationery, cream-colored cards with Peyton W. Manning in block letters at the top. He adds an arrow when a message continues to the back. "I don't know if that's proper or not," he says. It's hard to find any coach, teammate or staffer who hasn't received a note from Manning. "I got one when my dad passed," says Stokley, "and another when Peyton stayed at my house." "I got one when I retired," says former Colts video director Marty Heckscher. "It almost brought me to tears." "I got one when the Colts let me go," says Torine, the former strength coach. "It meant more than any paycheck."

All the support that Manning sent to others came flooding back in the year he missed: calls from friends such as Fox broadcaster Joe Buck, who nearly lost his voice because of a nerve ailment in his left vocal cord, but also from rivals like Brady and Patriots coach Bill Belichick. "We've been playing a long time in the same era, and there aren't too many people who can relate to what I go through on a daily basis and what he goes through, besides each other," Brady says. "There's mutual appreciation. I've always looked up to him and admired him." Manning considered the impact those well-wishers made and was reminded of the influence he could have.

On his first day as a Bronco, he sought out staffers Adam Newman and Josh Bruning. "I'm going to need you to help me with my mail," he said. Every Tuesday, Newman and Bruning read the roughly 300 pieces addressed to Manning in a given week, determining which ones he will want to see. Autograph requests go in one pile. Double-dippers are discarded. Heartfelt letters are marked read in red pen. Manning reviews them over lunch in the office Newman and Bruning share. The notes that move him, or that entertain him, he takes home. He has installed a hospital tray next to his bed -- "My wife finds it very attractive," he says -- so he can work there without craning his neck. He uses the tray to watch video on his iPad, an upgrade from the Beta. But he often pulls out the stationery instead and writes.

To Charlie Johnson, a 63-year-old in Indiana nervous about neck-fusion surgery: "My neck pain went away immediately after my surgery. I believe you will be able to resume your normal activities rather quickly. I took it slow on doctors' orders, but I felt better right away. I can't give you a definite time frame. I would encourage you to be patient to avoid any setbacks. But you should be back lifting soon. Good luck and health."

To Jack Benson, an eight-year-old in California with cancer: "I just wanted you to know that you are in my thoughts and prayers. Your cousin, Skip Hanke, wrote to me and told me of the tough fight you are having. You have a lot of people pulling for you. I am glad to know you are a Bronco fan! Keep fighting, stay positive, and say your prayers."

To Clint Taylor, a high school quarterback in Texas who broke his leg: "I just wanted to encourage you to keep working hard and keep the faith. I have read your blog and I can tell you that your positive attitude and your strong work ethic will take you a long way. Keep it up."

To Chris Harris, widow of David Harris, a pastor in Arkansas who was killed in a car accident along with his granddaughter Maci: "I am sorry for your loss. Please know that you are in my thoughts and prayers. 'Blessed are those who mourn, for they will be comforted' (Matthew 5:4). I learned that Pastor Harris was an avid Colts fan

and had an autographed picture of me in his office. I read an article about Pastor Harris, and I can tell he was very special. Maci sounded very special as well. I am proud that he was a fan of mine. May God's peace be with you."

To Shannon West, who married Bill Sydlowski in New Jersey this summer: "Best wishes to you on your wedding day. I wish you eternal happiness. Your dad says that you are a fan of mine (he said commercials, maybe football too?). I appreciate your support. I can tell that he is very proud of you. All my best to you and Bill."

Manning keeps a list of those he has contacted, with descriptions of the correspondence on the back of the their envelopes. "Letter from a woman whose best friend had cancer and is a big fan. . . . Husband has MS and they are naming their first born Peyton. . . . Sick man. Call ASAP." Sometimes, instead of a note, he picks up the phone on the 25-minute drive home after practice. "I cold-call them," he says. "I block my number, and they don't answer, so then you have to call back at night. They think it's a prank call, but after that, you just take a moment and listen. I've always done that, but it is a little different this year." Many of the voices on the other end are struggling with neck injuries. "I have to be careful about giving medical advice," Manning says, "but these people are hurting and I was able to overcome the same thing. I tell them, 'These are my symptoms. These are the doctors I saw.' " He asks Antonopulos, the Broncos' trainer, for guidance. "If someone is from Texas, he will give me a doctor in Dallas."

\*\*\*\*\*

It is an overcast Friday morning in Indianapolis, the Colts beat the Titans the night before in Nashville, and the equipment managers are spinning 30 loads of laundry on three hours' sleep. "It doesn't smell as bad when you win," says Jon Scott, who has been scrubbing grass stains since the team's Baltimore days. He met Manning in 1998, when the hotshot prospect visited the Colts' headquarters. On the way out, Manning said, "Hey, Jon, it was nice to meet you." The Mannings may be American royalty, but they relate best to workers. "My mom drove a station wagon, my dad drove an Oldsmobile," Cooper says. "We were around fame but we weren't entrenched in it. We weren't going to Europe on private planes. We did what everybody else did." Archie told the boys that the most important people on any football team were the trainers and equipment managers. When Saints trainer Dean Kleinschmidt was married, Archie was the best man. When Archie was traded to Houston, assistant equipment manager Glennon (Silky) Powell cried as he walked him to his car.

The Colts' equipment managers -- Scott, Brian Seabrooks and Sean (Frog) Sullivan -- caught more of Manning's passes than Reggie Wayne or Marvin Harrison. They reviewed the rough cuts of his commercials. They ate with him late at night in the facility when everyone else was gone. After Manning got tripped up in a game

against the Texans one year, costing the Colts a touchdown, he asked Sullivan and Seabrooks to lie on the practice field the next day and try to trip him again. Manning once let Seabrooks watch film with him. "He ran the same play back and forth for 30 minutes," Seabrooks recalls. "By the time he got to the end of it, I was asleep. I never found out if it was a run or a pass." Seabrooks also flew with Manning to the Pro Bowl in Honolulu the day after the Colts beat the Bears in the 2007 Super Bowl, and he dozed off again as Manning narrated the entire game.

"He's your everyday, sit-down, have-a-cold-beer kind of guy who just happens to be the best quarterback in the past 25 years," says Sullivan. Speaking of beer, when the Colts trained at Rose-Hulman Institute of Technology in Terre Haute, Ind., video director Marty Heckscher stocked a cooler in the corner of the gym where he edited tapes. Manning sat with him, and over a Budweiser he mentioned that his first beer had been a can of Milwaukee's Best. The next year the cooler contained a six-pack of Milwaukee's Best tall boys. "He connects with everybody," Heckscher says, "but he's also demanding, and you don't want to let him down."

Outside of Manning's family, support staffers might know him better than anybody. They know that he studies opposing defensive coordinators, and their history against him, as much as opposing teams. They know that he likes a baseball cap handed to him the moment he walks off the field after third down, and collected the moment it's time to walk back on. They know that he doesn't wear a chinstrap in pregame warmups, so it has to be attached when he retreats to the locker room. The equipment managers laugh about staffers having to be reassigned from chinstrap and baseball-cap duty. "Oh, he's demanding," says Heckscher. "There were times I got an intern to shoot a walk-through, and it's boring as hell, and the intern starts daydreaming and misses a snap. Most people don't notice. Peyton walks in an hour later and says, 'Things moving too fast for you guys out there today?' " Likewise, if Sullivan and Seabrooks flubbed a couple of passes, Manning would crack, "How about we mix in some catches with these drops?"

He barred his beloved equipment guys from the goodbye press conference, for fear he'd break down even faster than he did. But when it was over, he requested that they drive him to the airport, Sullivan behind the wheel of a Toyota Sequoia, Seabrooks riding shotgun, Scott and Manning in the backseat. "There were a lot of tears," Scott says. "I gave him a handwritten note because that's what he gives everybody else. He thought it was a joke. I just wrote the record of my first 15 years with the Colts and my record after he came." Without Manning there might not even be an NFL team in Indianapolis, and there would certainly be no Lucas Oil Stadium and no downtown renaissance. Scott glances at a picture of Lucas Oil, lit up for the 2012 Super Bowl, hanging in the Colts' facility. "It wouldn't have been here without that guy," he says.

They returned from the airport and cleaned out his office, pausing to send him a picture of the whiteboard, filled with his scribbles. Manning still calls the Colts' equipment room every few weeks and asks to go on speakerphone. He texted Indianapolis staffers a video of the first preseason out pattern he completed for the Broncos. He mailed Christmas cards, with donations enclosed. Given the angry politics of modern sports, it is nearly impossible for an iconic athlete to remain on good terms with a city left behind. But Manning has accomplished what Brett Favre could not. After signing with Denver he called Vince Caponi, executive chairman of the board for St. Vincent Health, which oversees 22 hospitals in Indiana, including the Peyton Manning Children's Hospital in Indianapolis. People were asking Caponi if he'd rename it after Luck. "I want you to know I'm committed to St. Vincent," Manning said. "That won't waver." His Payback Foundation still hands out 800 bags of groceries in Indy for Thanksgiving, as well as 800 in Denver.

When Manning started the foundation, in 1999, he was advised to address one specific area of need. "But I like to say yes more than I say no," he explains. Payback has awarded \$5.5 million in grants to nonprofit organizations benefiting underprivileged children in Louisiana, Tennessee, Indiana and, now, Colorado. Most of the donations are relatively modest, around \$10,000, but they are earmarked for roughly 90 organizations per year. Some want to buy school uniforms. Some want to launch afternoon programs. Some want to build gardens and grow vegetables. Online applications are due Feb. 1 and are graded by a board. Manning and his wife pick the winners.

Sportsmanship wasn't always his specialty. When Manning was five and his coach pitch team lost every game by about 20 runs, the coach would invariably tell the boys it was a tie. "He thinks we're stupid," Manning griped to his parents. "It was not a tie." When he was eight and Archie coached his youth basketball team, they sparred because Archie drafted his friends' sons even though many of them couldn't shoot. Archie vowed never to coach him again. When Peyton was 12 he had a new basketball coach with a curious substitution pattern. After one loss, the coach told the team, "The reason we didn't win the game is because you weren't ready to play." Manning pointed a finger in his face. "No," he protested, "the reason we didn't win the game is because you don't know what you're doing." Archie drove him to the coach's house that night, in tears, to apologize.

Contrast that image with the scene in the visiting locker room at Sports Authority Field after the Broncos' 38-35 playoff loss to the Ravens in double overtime. Manning, coping with another round of January heartbreak, waited to congratulate retiring linebacker Ray Lewis. He held little Marshall's hand, setting the example that his dad set for him.



Peyton Williams hobbles through the front door of his grandfather's house in Lewisburg, Tenn., a town of 10,000 nestled amid rolling hills along the Duck River in the middle of the state. The leaves, Volunteer orange, have fallen from the sugar-maple trees. The Marshall County High football field, just down the road, has already been converted to a baseball diamond. Williams grew up in Lewisburg, flipping tractor tires in the backyard to build strength and hunting turkey in his spare time. He enrolled in the Cornersville Youth Football League when he was seven, and two years ago he played at Chase Field in Phoenix as an eighth-grade All-America. He is 6-feet and 211 pounds, and he squats 425.

Only a sophomore, Williams has received letters from Tennessee, Nebraska, Florida State, Mississippi State, Arkansas, USC, North Carolina and Louisville. He's taken unofficial visits to Tennessee, Vanderbilt and Ole Miss. His dream is to play linebacker or defensive end in the SEC. Though stats are hard to come by in Lewisburg, coaches told Williams he had 14 sacks and 48 tackles in nine games this season. He blocked two punts against Cascade. He had a strip-sack on a fourth down against Page. But in the regular-season finale, against Giles County, Williams was blocking on the kickoff team when his return man reversed field. Williams tried to change direction, but his left knee couldn't keep up. The ACL gave out.

Roger Williams used to run a convenience store off Interstate 65, at exit 32. Now, he works at the GM plant in Spring Hill. Sixteen years ago he named his son after Peyton Williams Manning. By then, the name was common around here. Marshall County has three Peytons on the roster. One of Roger's friends unofficially renamed his street Peyton Manning Drive.

Peyton Williams is a Tennessee fan, down to his orange sneakers. He has been to two NFL games, both Colts at Titans. He plays as Manning's teams on Madden. But he is not as zealous as his dad. He doesn't study his namesake every Sunday. He wears number 49 instead of 18. And yet he is a Peyton, which means he is inextricably linked. In a week, he will undergo surgery, followed by months of painstaking physical therapy, followed by inevitable anxiety and doubt. Sitting at the head of his grandfather's dining room table, he eyes the bulky brace on his left knee and wipes the brown bangs from his forehead. Like most teenage boys, he doesn't speak much, but the words carry weight. "When you think that Peyton Manning wasn't able to throw a 10-yard pass, you realize that he really could have quit," Williams says. "It's on you to do the therapy. It's on you to do the work. You decide how you turn out."

# For Brandon Marshall, a Broncos promotion is great gift

By Joan Niesen  
The Denver Post  
December 29, 2013

Brandon Marshall got the best Christmas gift he could have imagined. As much of America was sitting down to Christmas Eve dinner Tuesday night, the linebacker received word that the Broncos would be signing him off their practice squad and to their 53-man roster. It was only two days after Von Miller suffered a season-ending knee injury in Houston. When the Broncos put Miller on injured reserve, they decided to fill his roster slot with a player they had been watching for 16 weeks rather than go outside the team. Marshall is plenty familiar with the Broncos, and he also knows that his role will be small: special teams and whatever he's asked to do. He's not looking for a lot of playing time, just for an opportunity.

**Q: Where were you when you found out the good news?**

**A:** I was about to get a massage. I was in the massage room. I got a call from a 303 (Denver area code) number and then my agent called me and was like, "Yeah, man, they're going to sign you." After that, I just came right in. I was so excited.

**Q: Were you in the Denver area for Christmas when it happened, or did you escape for your day off?**

**A:** I was here. Yeah, I was here, so I got the call, and it was the best Christmas present I'd ever had. I have a couple of friends out here, so I went to their family's house and we ate, stuff like that. It was nice, nothing too much.

**Q: Are you going to buy yourself some kind of special gift or a reward for your big promotion?**

**A:** I will now. I'm not sure exactly what yet, but I think I might get a Louis Vuitton duffel bag. It's something to travel with, travel in style.

**Q: So you have a few practices on the active roster behind you. Is there much of a difference?**

**A:** It's the same thing. But it seems a little different, because I'm tired. They throw me into different things more, so I'm more tired than I was before. But I'm happy. That comes with the territory. They're going to get every dime out of me.

**Q: Unlike most of these free agents the Broncos have brought in, you've been here for several months. Have you been able to explore the area?**

**A:** I'm not really an outdoorsy person, but I've been to Black Hawk a couple times, the casino. I haven't done anything besides that, besides going downtown, stuff like that.

**Q: What are your hobbies outside of football?**

**A:** I like to play video games. I like watching movies. That's probably my favorite hobby, watching movies.

**Q: What's the best movie you've seen lately?**

**A:** I saw ("The Hobbit: The Desolation of Smaug"). It's long, but it's good, really good. Lots of action. I'd never seen a Harry Potter or a Hobbit movie.

**Q: Is there anything else you're looking forward to seeing?**

**A:** Oh, I saw "Anchorman." That was funny. And "The Wolf of Wall Street." I love movies. I try to go as much as I can.

### **Editor's note**

Each Sunday, The Denver Post's Broncos reporters help readers get to know the players on a more personal level.

---

### **Marshall's career path**

**2004-07:** Played running back, tight end and linebacker for Cimarron- Memorial High School in Las Vegas.

**2008-11:** Played for Nevada, where he was a four-year starter at linebacker. He had career totals of 259 tackles, six sacks and three interceptions with the Wolf Pack.

**2012:** Picked 142nd overall in the NFL draft by the Jaguars. Spent his rookie season with Jacksonville, where he played in five games and spent part of the year on the practice squad.

**2013:** Signed with the Broncos to their practice squad before the season and was activated to the team's 53-man roster Tuesday.

# Broncos Q&A: Jeremy Mincey and his big personality

By Joan Niesen  
The Denver Post  
December 22, 2013

The Broncos' defensive line just became the most interesting group in the locker room. Having the always-loquacious Terrance Knighton apparently wasn't enough, and now that former Jacksonville teammate Jeremy Mincey has caught on with the Broncos, it's hard to imagine there's a funnier unit with more to say anywhere in the NFL.

Mincey spoke to the Denver media for the first time Wednesday after signing with the team Tuesday. Barely more than week removed from being cut by the Jaguars, he's already fitting in with the Broncos.

Here's an opportunity to get to know Mincey — and his big personality — a little better.

**Q:** I was clicking around on the Internet before meeting you and I found a lot about your interest in music. Has that always been your thing?

**A:** Music has always been a part of me. My best friend, J. Dash, sings the song "Wop," the one Miley Cyrus (twerked) to. That's my best friend. We went to the University of Florida together, and we lived in the same dorm. We were roommates. We used to record music in the dorms all the time. It was always a part of me, ever since I was a young child. That's what (J. Dash and I) bonded over. I was the athlete and he was the artist. He stuck with it, and I would do it every now and then, and it was fun. Eventually I took it serious and opened Mr. Mince Productions, which is a premium recording studio in downtown Jacksonville. We're getting to a lot of major artists, who stop through.

**Q:** What are you going to do with the studio now that you're in Denver?

**A:** It's a company, so I have people running it for me. J. Dash moved on to sell 1.5 million records. That's crazy. It's just like here, destiny.

**Q:** You keep mentioning destiny. Does that have to do with getting a chance to win?

**A:** I just want to win. It's year eight (for me in the NFL). The clock's ticking. It's ticking, and I'm a winner, man. I know I haven't reflected that on the field, but you see me try.

**Q:** What was your weekend like, between getting cut and signing with a new team?

**A:** I celebrated my birthday. That was my 30th birthday. I got cut on my birthday. (Mincey actually was cut Dec. 13. His birthday is Dec. 14.) No, but it was good. I had time to celebrate. The funny thing about it is, Jacksonville signed me on my birthday my rookie year. It's crazy. Everything happens for a reason.

**Q:** I know other teams expressed interest in you. Did you visit anywhere else or did you just come straight to Denver?

**A:** Nope. My agent called me, said Denver was the first team that called, and after that, I was coming. They have a lot of great players here and a real chance. We had a lot of opportunities, but I chose Denver because I know this is a special city. The fans, the people. The fans love the player. The fans are very involved in what's going on here, and I'm a fan of fans.

**Q:** So are you just living out of one bag now?

**A:** I got one bag of stuff. The rest is coming later. I have to go to the shopping mall and try to figure something out.

**Editor's note:** Each Sunday, The Denver Post's Broncos reporters help readers get to know the players on a more personal level.

---

#### About Jeremy Mincey

1998-2001: Played at Statesboro (Ga.) High School, where he was a letterman in football and basketball.

2002-03: Played football at Butler County (Kan.) Community College. He was ranked by Rivals.com as the 18th-best junior college player in the nation.

2004-05: Transferred to the University of Florida, where he started in 24 games over two seasons for coaches Ron Zook and Urban Meyer.

2006: Selected by the Patriots in the sixth round — the 191st overall pick — of the NFL draft. He never stuck with New England, though, and also appeared on the 49ers' roster in 2006 without playing a game. He was signed off San Francisco's practice squad in December by the Jaguars.

2006-13: Played for Jacksonville, where he was cut Dec. 13. He was quickly signed by the Broncos.

# There's a story behind Knowshon Moreno's tears

By Tim Layden  
SI.com  
January 8, 2014

You saw the tears. And you can't forget the tears because they were unlike any two tears you have seen. Maybe you saw them while watching CBS's broadcast of the Broncos game in Kansas City on Dec. 1, when cameras caught Denver running back Knowshon Moreno crying during the closing notes of the national anthem. Or perhaps you caught them coming out of a second-quarter commercial break, the moment rebroadcast after Moreno scored on a three-yard pass from Peyton Manning. Or maybe you saw the tears later that night on SportsCenter. Or in the GIFs and mash-ups and montages that swept across the Internet like a winter storm: Knowshon crying to Whitney Houston, Knowshon crying to Michael Bolton, Knowshon crying to Justin Timberlake.

The tears formed at the base of Moreno's eyes and then rushed over his cheekbones as if they were blasted from tiny garden hoses, enough water to nurture the grass at his feet on the Arrowhead Stadium sideline, to hydrate any small animals that might have wandered past. "Alligator tears," Paige Elway said to her husband, Broncos executive vice president John Elway, so impressed that she mixed both reptiles and idioms. It was an outpouring that reduced famous weepers Dick Vermeil and Terrell Owens and Ray Lewis to wannabes. "I've never seen anybody cry like that," says Denver left guard Zane Beadles. "Never seen that amount of tears."

On the team flight back to Denver after a 35-28 win, players passed around screenshots and video of Moreno's lachrymal moment. "Guys were joking around," says rookie running back Montee Ball, "saying that they heard Knowshon slobbering and sobbing all over the place." At least three Twitter accounts were created for Knowshon's Tears. Back in Belford, N.J., where Moreno spent his adolescence, his grandmother and guardian, Mildred McQueen, started getting phone calls soon after CBS showed the tears, from friends and family.

They wanted to know, Why is Knowshon crying?

\*\*\*\*\*

You were curious too. You saw those tears and you wondered, What makes a player cry like that before a game? Especially a player like Knowshon Moreno, who is finally thriving in the NFL. In his fifth season, the 5' 10", 215-pound Moreno rushed for 1,038 yards and 10 touchdowns, both career highs. He caught 60 passes for 548 yards, by far the best in his career, and three more TDs. And he did this for a team with 13 wins and home field for as long as it survives in the AFC playoffs --

Denver will face the Chargers on Jan. 12 -- peaking- with a 37-carry, 224-yard game in the bitter cold against the Patriots on Nov. 24. "He's been our bell cow," says coach John Fox, evoking the bovine metaphor that coaches lovingly employ to describe the most reliable of running backs. Moreno has earned Manning's trust and respect, and there is no more valuable currency in the Broncos' locker room -- or in any locker room west of Foxborough. "He's a horse," says Manning, opting for the equine metaphor. "I love his passion. I love his intensity. I love having him standing next to me back there. It's a very comfortable feeling."

Still, those tears. Only two of them, but each enough to fill a shot glass; Hollywood tears, Broadway tears, the tears of a broken, beaten, fearful man. Or not. Here the 26-year-old Moreno sits in an overstuffed leather chair in the glass-walled lobby of the Broncos' training facility in the Denver suburbs. Outside the temperature has not risen above single digits in several December days, and blinding sunshine bounces off piles of snow. "The tears?" Moreno is asked.

"Not uncommon at all," he says. "It's always been that way for me, all the way back to high school and college. During the anthem it's always quiet and still, so I take in the moment and say a little prayer. Usually there's no camera on me. I thank the Lord for letting me play the game. I thank Him for everything. I run through my whole life right there at that moment. Even the bad stuff."

The bad stuff. Like spending much of the first 10 years of his life bouncing between ramshackle apartments and homeless shelters in New York City with his young father. Like emerging from that struggle, through the love and generosity of his grandmother, to become a star at Middletown (N.J.) South High and at Georgia, to be taken with the 12th pick in the NFL draft, and then seeing that career imperiled by the punishing combination of wealth, stupidity and injury. Like finding himself a stereotype -- a rich, young athlete driving a Bentley with comically inappropriate vanity plates, arrested for DUI. Like being stuck, in his fourth year as a professional, imitating other teams' running backs all week on the scout team, wearing sweats on Sunday afternoons, labeled a bust: No-Show Moreno. Like injuring his hamstring. Like blowing out his ACL. Like hurting the reconstructed knee again.

All that bad stuff.

\*\*\*\*\*

His story has been told often, but only from the age of 11 onward. Family members preferred it that way. The story always made passing reference to a father and a mother and to the construction of Knowshon's unusual name, but only began in earnest when he was in middle school in New Jersey, living with McQueen, his maternal grandmother, outrunning his classmates in furious games of tag, hinting at the athletic skills that would carry him all the way to the NFL. But there is more.

Sitting in the glass lobby of the Broncos' practice facility, Moreno sketches the edges of a life he lived as a child. He tells the story only because he was asked, and



he tells it without pause or drama, with the same smile he wears for most of every day. He sheds no tears, alligator or otherwise. Afterward, Moreno's mother, grandmother and his uncle Gary, three relatives with whom he has close relationships, fill in more details about Knowshon's early life. His father does not participate in the retelling of this story.

Moreno was born as the child of two children: His mother, Varashon McQueen, was 16 when Knowshon was conceived; his father, Freddie Moreno, was 17. Both teenagers lived in the Bronx. Varashon, one of three children, was named after a character in a short story written by her father, William McQueen. Freddie was called Knowledge, a name he received as a member of the Five Percent Nation, an offshoot of the Nation of Islam that was founded in the 1960s; he was the second of five children born to Puerto Rican immigrants and was raised by his mother at a housing project on Fish Avenue. The young couple gave their son a name built from their own: Know for Knowledge, Shon for Varashon.

Knowshon lived briefly with both of his parents, but the couple never got married and did not stay together long. "[Varashon] was young, and she got herself into certain situations as young people sometimes do," says Mildred of her daughter. ("When I was young," says Varashon, "I was out going to a lot of clubs and parties -- that's true.")

As a toddler, Knowshon was moved among several residences, living sometimes with his paternal grandmother, sometimes with his father and sometimes with his grandmother and mother in New Jersey. He was seldom in the same place for more than a week or two. "I just remember going back and forth," says Knowshon. "It seemed like I was all over [New York City's five] boroughs."

Knowshon's father eventually became his primary caregiver, and the two of them lived together. It is unclear how this arrangement took root, although Varashon says that she was not happy with it. (Mildred McQueen says she is unaware of how Knowshon came to live with his father; Sports Illustrated's attempts to reach Freddie Moreno were unsuccessful.)

In his early 20s, according to Gary, Freddie designed T-shirts and sold them off a table near his apartment building on West 133rd Street, in Harlem. Knowshon remembers the T-shirts. "They had cartoon characters," he says, "and sequins." Freddie would sell his wares into the small hours of the morning, with his young son nearby, helping out. "I can't say it was fun, really; it was business," says Knowshon. "But it was exciting when we sold a shirt and somebody gave you money for it."

That business did not endure. Freddie and Knowshon left the Harlem apartment, and when he was, Knowshon estimates, between six and nine, they moved frequently. Sometimes they were able to find a small apartment, but they also lived for long periods in homeless shelters. "It was a tough situation," says Gary Moreno, 41, an audio-video specialist with the accounting firm Deloitte. "My brother and 'Shon would find an apartment, and that would be good for a few months. Then

they would have to move and the shelter situation would come up again. That cycle repeated itself a few times." Most of the shelters were in the Bronx or upper Manhattan, and Knowshon says he attended school as often as possible while moving between shelters and apartments.

"I guess you could say it was a little bit of a struggle for us, going from shelter to shelter," says Knowshon. "It would be tough for anybody, but it was something we had to do. And everyone there was in the same situation. Everyone was hungry. We always made do. When we were in an apartment, whatever we had in the house, we'd eat -- bread and ketchup, I remember that. It was delicious at the time. I used to kill those sandwiches. My grandma was there a lot, to help us out. She would give us a few dollars, and we could go to the store or whatever, just to get by."

McQueen, now 71, was born Mildred Howard in Edison, Ga., and later moved with her family to the southeastern Alabama town of Ashford. Her father was a farmer and subsequently worked on the railroad and in a paper mill. Mildred attended Alabama State for a year and then moved north to New York City, where she met and married a professional magician and amateur writer named William McQueen. Later, as a grandmother, she doted on Knowshon from birth and became gradually more troubled during visits to shelters to see him. "I definitely did not approve of the situation," she says today. "I felt I had to take over because I didn't want to see [Knowshon] end up on the street, and I could see that coming. I decided to step in and make the best of it."

McQueen says she sued for and was awarded custody of Knowshon in Bronx Family Court. To that point the young boy had periodically spent time living with McQueen; now, at 12, he was moving into a bedroom in her home in Atlantic Highlands, N.J. Shortly thereafter they moved to Belford, a coastal town 10 miles -- and a world -- across Sandy Hook Bay from Brooklyn and the rest of New York City.

It was just the two of them; William McQueen had relocated to Florida for easier access to the cruise ships that employed him onboard. (He still lives there, apart from Mildred, though the couple remains married.) On visits home William taught Knowshon the very magic tricks -- such as the "multiple coin trick" -- that the running back will occasionally drop on a teammate today. Moreno has sustained a relationship with his mother, who is now 44, lives near Mildred in New Jersey and says she is studying to obtain an online degree in psychology while receiving financial support from her son. Knowshon describes his relationship with his father as more distant. "I talk to my dad once in a while," he says. "Usually when he's at my uncle's house."

Knowshon made the varsity team as a freshman at Middletown South. "He fumbled a couple times in a game against Neptune High his freshman year," says Steve Antonucci, Moreno's coach. "And he came over to the bench and said to me, 'I can't do this, take me out.' I said, 'Are you out of your mind? You're the best player on the field.' I threw him back out there, and he scored two touchdowns."

Middletown South didn't lose a game after Knowshon's freshman season, winning three state titles. Moreno rushed for more than 6,000 yards and accepted a scholarship to Georgia, where he redshirted one season and then rushed for 2,734 yards and 30 touchdowns in two years. He left for the NFL without submitting paperwork requesting an evaluation of his probable draft status, a service available to potential draftees with college eligibility remaining. ("I forgot to do that," he says, "but I knew I was going somewhere else to compete.") The first running back taken in the 2009 draft, he signed a five-year, \$16.7 million contract.

His career began relatively smoothly; Moreno led the Broncos with 947 yards that year and started the first two games of 2010 before missing the next three with a left hamstring injury. He recovered to finish the season with a team-leading 779 yards and 37 receptions. In '11, the staff that drafted Moreno, including coach Josh McDaniels, was gone, and as Tim Tebow led the Broncos to their surreal playoff run, Moreno was nagged for most of the season by that same dodgy hamstring. (Moreno had inexplicably dived into Crossfit training in the off-season, and while he says he was in "great shape," he'd also dropped to 195 pounds from his customary 215.) He didn't get on the field in two of the first three games and then played sporadically for the next six weeks, mostly as a third-down back. Still, Fox, in his first year as coach, saw promise. "He was coming back," says Fox. "He was getting sharper."

In Week 10 at Kansas City, Moreno broke a 24-yard first-quarter gain on which he hurdled Chiefs safety Brandon Flowers. Late in the first quarter he popped outside and went for 22 more yards -- "an explosive run," says Fox -- but tore his right ACL on the play, ending his season just as he seemed to be on the cusp of validating his draft spot and his contract.

Less than three months later, in early February 2012, Moreno was stopped by police for driving 70 mph in a 45-mph construction zone. He failed a Breathalyzer test and was charged with driving under the influence. The plates on his Bentley convertible read SAUCED, a punch line that didn't need a joke. (Months later Gary Moreno would explain that sauced and saucy were commonly used among Moreno family members to describe a lively, aggressive attitude. Try selling that to Twitter.) Moreno paid a fine and was sentenced to 24 hours of community service. That spring, Elway drafted running back Ronnie Hillman from San Diego State in the third round and brought back veteran Willis McGahee for a second year. A writer for NFL.com proffered, "We wouldn't be surprised to see [Moreno] released by the team before the season."

In the first two weeks of 2012 he carried just eight times for 15 yards -- and lost a fumble. He was placed on the inactive list for the next eight games and relegated to the scout team during the week. But this is the thing about Moreno: You can hurt him, you can bench him, you can make him live in a homeless shelter. But you cannot break him. For eight weeks he became a beast on the "look squad" (so named because it gives the first team a good look at the upcoming opponent). The scout team quarterback was journeyman Caleb Hanie. "On scout team," says Hanie, a five-year veteran, "I've seen good players who sulk and take a couple reps

because the coach is making them do it, and then just sit out. With Knowshon, you had to pull him off the field. I didn't know what to expect from him, but he seemed like he put everything out of his mind and went to work every day."

During the season Moreno talked to his uncle Gary. "He said, 'I'm back in the shelter again,' " says Gary. "That's the way he looked at it. He said, 'I'm gonna do what I gotta do to make it right.' "

"This is a business," says Moreno. "What could I do? They wanted to take a look at the young guy, Hillman. Some guys get mad or go in the tank. I'm the kind of guy who doesn't harp on things I can't control. I tried to be ready to play at any time."

That moment arrived on Nov. 18, 2012, when McGahee was injured in Denver, against the Chargers. Moreno started the last six games of the year and rushed for 510 yards. Bell-cow territory. But in the third quarter of what would become a playoff loss to the Ravens, he reinjured his right knee. He went back to Dr. James Andrews, who, Moreno says, "cleaned out" some meniscus damage and also gave him a stem cell injection to promote healing in the joint.

This year he's been more than just the team's most reliable running back; he's been a maturing presence in the locker room. Through the early years of his career he was a ball of frantic energy, often without direction, bouncing around the locker room like a grade-schooler on Red Bull. "He was kind of crazy-passionate," says Fox. Now that passion has been refined. "He's channeled that energy," adds kicker Matt Prater, one of Moreno's best friends on the team. "He's settled down and learned when to use it."

When Ball, a second-round pick brought in to challenge Moreno, fumbled against New England in that Week 12 game, he sought out Moreno the next day. "I knew he had a experience with fumbling," says Ball. "He told me, 'You're holding the entire organization in your hands when you carry the ball; your teammates and the coaches and fans -- everybody. It's a mental thing. Everybody holds the ball tight. He helped me realize how much it means to hold that football.'"

\*\*\*\*\*

Moreno has no bigger fan than Manning. Since Knowshon was in high school, he has habitually jumped up from tackles and jogged back to the huddle (or the no-huddle). "I love how fast he gets up," says Manning, never one to overlook details. "My dad even mentioned that to me. He's getting some big hits the way he plays, but he hops right up. That's deflating to a defense. I've seen guys who have been through a lot. Knowshon had high expectations, then he had to compete for a roster spot, then play on scout team. He knew that could be it. And his attitude has been the best it could possibly be."

Still, it's not always easy to throttle back the energy. On Oct. 6, with 1:40 left in the fourth quarter, the Broncos were in a historic shootout with the Cowboys in Dallas, tied at 48 and facing third-and-one from just outside the Cowboys' one-yard

line. With the Broncos lined up in formation, Manning can be seen on the CBS telecast walking back to Moreno and talking animatedly. Moreno waves his arms, as if frustrated. "If we score a touchdown there, they get the ball back and maybe go down and score a touchdown to tie it," explains Manning now. "So I'm saying to him, 'Knowshon, you've got to get one yard, but you can't get two.' And he's arguing back at me. 'I can't do that! I can't do that!' I said, 'You've got to do that.' He only knows one speed, so I know it's killing him. It was so against his nature. But he did it, and he got one yard and he kind of eased up and went down. And we kicked the field goal and won."

Moreno asks, "Do you know how hard it is to gain exactly one yard?"

It's not so hard to get rid of a Bentley. Moreno now drives a Dodge Charger V10 -- not exactly a family sedan, but a major step back in terms of bling. The license plates? "Numbers and letters," says Moreno. He might have the opportunity to trade up again if he wishes: His career year has come on the cusp of unrestricted free agency.

Much of Moreno's social life takes place in front of a TV screen with an Xbox controller in his hands and a headset stretched across his skull. Prater is among his closest friends but says, "Most of our conversations are over the headset, playing games. Knowshon is a serious gamer." It's through gaming that Moreno stays tight with his friends back in New York City -- most pointedly his uncle Gary and his cousin Rasheem (Wonder) Wells, but also the other members of a team they call Kings of the Street. They go by Obvious, Johnny Handsome, Mr. Barrio, Film and Bubbles, and they play Madden, NBA 2K and Battlefield until their fingers bleed.

They all live across the cold Hudson River from New Jersey, where Knowshon grew fast and strong and where the Super Bowl will be played on the first weekend in February. If the Broncos get that far and the jets fly overhead, the fireworks explode and the anthem is sung, of this you can be certain: There will be tears.

# **Moreno, Studesville Earn Ed Block Courage Honors**

By Brandon Moree  
DenverBroncos.com  
December 6, 2013

Running back Knowshon Moreno and Running Backs Coach Eric Studesville were both honored by the Ed Block Courage Foundation.

ENGLEWOOD, Colo. – For their courage in the face of adversity, both running back Knowshon Moreno and his position coach Eric Studesville will be honored by the Ed Block Courage Foundation.

Moreno was selected by the Broncos as the 2013 Ed Block Courage Award winner and Studesville is receiving special consideration from the foundation for his perseverance in the wake of the sudden and tragic loss of his parents Al and Jan in June.

Moreno was selected for the Ed Block Courage Award honoring players who exemplify commitments to the principles of sportsmanship and courage. He is being honored for his work coming back from an ACL tear in the 2011 season and another knee injury in the playoff game in January to ultimately start each game of the 2013 season to date and lead the team in rushing. In addition to his rushing yardage, he's also caught 42 passes for 414 yards and two touchdowns – putting him well over 1,200 yards of total offense.

Studesville is in his fourth season as the running backs coach for the Broncos and is lead a unit that has scored 14 touchdowns and registered more than 1,500 yards this season. That group includes rookie Montee Ball who just had the first 100-yard rushing game of his career in the win against Kansas City.

Moreno has been the leading force behind the Broncos' success on the ground this season. He ranks seventh among all NFL running backs with 1,256 yards from scrimmage and is tied for the league lead at his position with 11 touchdowns.

With his current numbers, Moreno is one of just five players to have more than 800 rushing and 400 receiving yards this season and he is on pace to become the franchise's first 1,000 yard rusher with 500 receiving yards.

The Ed Block Courage Award is named in honor of Ed Block, the longtime head athletic trainer of the Baltimore Colts, who was a pioneer in his profession and a respected humanitarian. Recipients for the award are selected by their teammates for team effort as well as individual performance.

# Phillips proves quite a bargain for Broncos

By Eddie Pells  
The Associated Press  
November 21, 2013

ENGLEWOOD, Colo. (AP) — Shaun Phillips spent a good portion of last offseason waiting for the phone to ring. It certainly wasn't the first time.

A free agent heading into his 10th year, Phillips had been through the waiting game before — back in 2004, when he wasn't selected until the fourth round of the NFL draft.

"In my mind," Phillips said, "I was better than all those guys."

The Denver Broncos came in with a one-year, \$1 million offer in hopes the hybrid linebacker-defensive end could make up for some of what they lost when Elvis Dumervil departed following a much-publicized and messy foul up with the fax machine. Phillips has responded with nine sacks over the first 10 games, only 2½ short of his career high, and has also proven a solid influence in a veteran locker room.

"For me, it was kind of shocking that more teams weren't calling me," said Phillips, who had 10 tackles, two quarterback hits, two pass deflections and 1½ sacks in last week's win over Kansas City. "I was coming off a good year. A few teams, obviously, made offers but they weren't anywhere near what I felt like I deserved."

Phillips has 78½ sacks over his nine-plus seasons — a total, he points out, that is greater than every player from the 2004 draft class except Jared Allen.

"You always need some sort of gas to fuel your fire, though," Phillips said. "Not everyone was out there saying, 'We want Shaun Phillips on our team.' It irked me a little bit, so you just go out and work that much harder to prove myself that much more."

Recruited to Purdue out of Willingboro High in New Jersey, where he played defensive end and tight end, Phillips had visions of himself catching passes from Drew Brees in college.

But when Boilermakers coaches handed him the No. 53 upon his arrival, it was clear Phillips would have to make a name for himself on the other side of the ball. He finished college as Purdue's all-time sack leader with 33½, though that didn't do much for his stock in the draft, in part because his size and speed — 6-foot-3, 253



pounds with a 4.66 40-yard dash — put him in that awkward spot somewhere between a defensive lineman and linebacker.

Among the 24 players at those positions chosen in front of him in 2004: Jonathan Vilma, Igor Olshansky and former Broncos No. 1 pick, D.J. Williams.

This year, it was a different list — specifically, the one with the names Dwight Freeney and Osi Umenyiora — that came up when the discussion turned to the top pass rushers in 2013 free agency. The Broncos were in the market, in search of a pass rusher to complement Von Miller, especially after losing Dumervil and his 11 sacks from the previous year to a tough negotiation that went south because of a timing mix-up on the contract signing.

Draft weekend rolled around and, after the Broncos had made no move for Freeney, Umenyiora or anyone else, many looked for them to select a pass rusher. Instead, they chose defensive tackle Sylvester Williams, then used their second and third round picks on running back Montee Ball and cornerback Kayvon Webster.

Also that weekend, a less-heralded transaction: The signing of Phillips, who had spent the previous nine seasons harassing the Broncos out of San Diego, including sacking Peyton Manning for a safety during their game in Denver in 2012.

Phillips became even more critical to Denver's success with Miller's early season suspension and the slow progress he's made upon his return.

This year's sack stats: Phillips, nine; Umenyiora, 6½ with Atlanta; Freeney, half a sack before getting injured with San Diego.

"It was kind of a situation where we really felt like he still had some juice, some ability to affect the quarterback left in him," Broncos interim head coach Jack Del Rio said. "He's been a pleasant surprise. He's been a little better than we'd hoped in terms of his impact and his leadership. Smart, tough guy. He's a great communicator. He comes over and gives us good insight."

The Broncos are pleasantly surprised. Phillips — well, he kind of expected it.

"Every year, I probably believe it can be a career year for me," he said. "I'm getting better and better as I go and learn more. They give me an opportunity to rush the passer all the time here. In San Diego it was 50-50. I believe the more opportunities I get, the better chance I have to go out there and get a sack."

# Sun shines on Bronco Matt Prater's record-breaking field goal

By Mike Klis

The Denver Post

December 11, 2013

Not to say Matt Prater had a warm, sheltered upbringing, but the first time he saw snow was when he signed with the Broncos a few days before Christmas 2007.

He grew up playing soccer and baseball year-round in Fort Myers, Fla., kicked field goals in college at Central Florida in Orlando and professionally for Detroit in August 2007, then Miami and Atlanta in September. So, after his flight from Miami landed in Denver on Dec. 19, Prater walked through Denver International Airport in a long-sleeve T-shirt, boarder shorts and sandals.

"The Broncos had a guy pick me up," Prater said. "It was 30 degrees, and there was snow on the ground and the guy looked at me and goes, 'Really?' "

And to think, six years later, the second of four boys raised by John and Stacy Prater in the muggy warmth of Florida would break one of the NFL's most storied records by kicking a 64-yard field goal in 14-degree Colorado air.

Prater has been reading some of the Twitter comments in the days since he made his historic kick Sunday against Tennessee, and there was some predictable backlash. Some skeptics diminished the feat because his kick was aided by Denver's mile-high altitude.

But Prater has the kind of leg strength where even on the road he routinely pelts mid-50-yard kicks high into the net beyond the goal posts. The cold did have its effect, as the kick barely carried the cross bar.

"The ball just doesn't have the pop," Prater said Tuesday near the rear doors of the Broncos' locker room. "It doesn't compress as good when it's cold. It feels more stiff. When I hit it, I thought I hit it pretty well. But I didn't feel like there was as much thump as I usually do."

Paradise for boys John Prater had finished his residency in psychiatry in 1985 when he packed his family and meager belongings in a van and U-Haul trailer and drove to Fort Myers. There he settled on a 5-acre paradise for boys.

The road was dirt until Matt was 15, when the local government paved it. There was a river ditch out front that carried frogs and fish. Dad built a soccer field in his backyard.

There would be four Prater boys: Mike, now 31, Matt, 29, Marsh, 25, and Mason, 22. Mike was a good athlete. Matt was a little better.

"My older brother used to force us to play sports with him outside. It was a lose-lose situation," Matt said. "If we didn't play with him, we'd get beat up. If we played and won, we'd get beat up."

The kicking Gramatica brothers lived nearby and became family friends. Santiago Gramatica was on Matt's youth soccer teams. John Prater was one of the coaches.

"We'd have the Gramaticas over, and we'd grill some meat out, play soccer, eat and play some more soccer," John Prater said. "It was fun."

It's fitting that at the exact moment Matt Prater kicked his history-making field goal, his dad wasn't watching. There's a story here. Everyone around here at least vaguely remembers Tim Tebow's first start for the Broncos in Miami two years ago. John Prater was there, but after his son missed two field goals, he left the stadium before the game was finished. A miraculous Tebow rally culminated with Matt kicking a 52-yard field goal in overtime. Dad was long gone.

"I think my dad is a little superstitious," Prater said. "You'd think with him being a psychiatrist, he could handle all that stuff, but he gets nervous, and I don't even know if he watches the game."

Prater's parents were at a Christmas party Sunday when Stacy got a call from a friend saying Matt just kicked a 64-yarder.

"We said, 'You're kidding,' " John said. "Somebody at the party verified it. And then we were able to call the game up and rewind it and we were able to see it."

Marsh and Mason were watching the game together.

The ordinarily calm Marsh scooted to the edge of the couch as Matt was lining up for the kick, then jumped up and went crazy when the official raised his arms.

"Mason said it was the most emotion he's seen from him in, like, 10 years," Matt said. "Pretty funny."

And older brother Mike?

"He was joking afterwards, 'Nice kick, but ... you barely made it.' "

"Well, it is a long way" Over the years, the 63-yard field goal became as big of a barrier as the 4-minute mile once was. Tom Dempsey, a straight-on kicker, made a 63-yarder at the sea-level turf of New Orleans in 1970. Nobody kicks straight on anymore; the side-winding, soccer style is more effective. The kickers today are far stronger and more accurate than they used to be, yet 63 yards was only to be equaled, never surpassed.

"Well, it is a long way," said Jason Elam, the first to tie Dempsey's record for the Broncos in 1998. "But I bet when Tom Dempsey hit it in 1970, he would have never guessed that it would have lasted 43 years. When I hit mine in '98, I remember saying I would not be surprised if this fell next week."

Prater agrees many of today's kickers are capable of connecting from 65 — and beyond. "It's got to be right time of the game, right situation, and the elements have to be right for it," Prater said.

Peyton Manning threw a 7-yard completion to tight end Jacob Tamme , who ran out of bounds at the Tennessee 46 with 3 seconds left in the first half.

"The one thing I was worried about was, we were all thinking about what just happened in the Alabama-Auburn game," Fox said, referring to Auburn's 108-yard return for a touchdown off an Alabama field-goal attempt that was short.

Prater's field goal set off a wild celebration, even though the Broncos still were trailing the Titans, 21-20. The Broncos used that momentum to win easily, 51-28. Afterward, Prater counted 142 text messages.

"I'm trying to treat it like any other kick I've made," he said. "I always think more negative stuff than positive. I was mad about the kickoffs during the game. I only had (four) touchbacks, and they had a long return, and it obviously starts with me. So I didn't kick off as well as I wanted to.

"I honestly don't think it's as big a deal as everybody is making it out to be. It's a big record, I guess. It's been pretty crazy."

He left wearing jeans, a short winter coat and a backpack. Denver's kicker.

# Ramirez has fended off doubters, d-linemen alike

By Arnie Stapleton  
Associated Press  
December 25, 2013

ENGLEWOOD, Colo. (AP) — Manny Ramirez has arguably the toughest job in pro football. As Peyton Manning's center, he literally works under the most demanding quarterback in the NFL.

Not only that, but before this season, the seventh-year journeyman from Texas Tech hadn't played a full year at center since his junior year at Willowridge High School in Houston — way back in 2000.

With Ramirez as its anchor, the Broncos' offensive line has allowed the fewest sacks in the NFL (17), giving Manning time to throw his record 51 TD passes and plowing the way for Knowshon Moreno to top 1,000 yards rushing for the first time.

The Broncos (12-3) are 28 points shy of becoming the first 600-point team in history and a win at Oakland (4-11) on Sunday will secure home-field advantage throughout the AFC playoffs.

"Manny's been awesome," Manning said after a Christmas afternoon practice in pads. "That is no easy task to go from guard to center, especially in a sophisticated, fast-moving, always-changing offense. I think it would be one thing if you knew what play was going to be called and you had 40 seconds to process it. But we call one play and change it to the next with five seconds on the play clock and when we change a play, Manny has to make his own calls and he has just gotten better each week."

He's got the brawn and backbone to match the brains, too, Manning said.

"I know he has played through a lot of injuries. It speaks to his toughness," Manning said. "He is one of the strongest guys on our team, so it's very impressive. I'm not sure people (appreciate it). I think people in this building understand with the sophistication of our offense just how difficult his job is and he's just been outstanding."

Ramirez is an unlikely fulcrum for this historic offense, spending all season casting aside doubters and defensive linemen alike.

"This summer, I'm hearing all kind of grief about Manny can't do this, Manny can't do that," offensive line coach Dave Magazu said. "Well, I think Manny's proven all those people wrong."

Coach John Fox laughs now that nobody seemed to believe him when he kept saying in the offseason that Ramirez was his starting center and that he wasn't just keeping the position warm for J.D. Walton or Dan Koppen or Ryan Lilja or Steve Vallos or even Chris Kuper.

Ramirez, whose claim to fame before this season was bench-pressing a school-record 550 pounds in college, didn't listen to the skeptics but he couldn't help but hear them, either.

"Truthfully, and unfortunately, that's been my entire life," Ramirez said. "You know, even when I was playing in middle school and high school, I've always had doubters, and that's fine. That's always been motivation for me."

He's been proving people wrong since he first starting playing football.

"Growing up, where I'm from, people aren't shy to tell you to your face, 'You're not going to make it. You're a Mexican, for one thing. There's not many Mexicans that play in the league anyways. You're not smart enough. If you go to college, you're going to have to go to a juco first and then go to college if you get an opportunity,'" Ramirez said. "I don't know, it's just some dumb stuff people were always saying, trying to put me down for whatever reason it might be. But you've just got to put all that to the side."

Ramirez started 11 games at right guard for Denver last year, but free agency was barely 20 minutes old when he got a call from his old college teammate, Louis Vasquez, informing him he'd just signed a four-year, \$23.5 million deal with the Broncos to play right guard.

"I was shocked, but at the same time I was excited because Louie and I got a bond that's like brothers, so I was happy for him," Ramirez said. "And then my mindset was I've just got to fight for a job."

The Broncos had a plan in mind for Ramirez.

When Manning began the second chapter of his career in Denver following the series of neck surgeries that affected his famed right arm, he rebuilt his throwing motion from the ground up.

No longer does he rely as much on his arm strength so much as he does on proper mechanics, using more of his hips and torso to direct his passes and generate speed. So, it's imperative that he has room to step into his throws.

That means, the Broncos needed more height and beef in the middle of their line, and they got it with Vasquez (6-foot-5, 335 pounds) and Zane Beadles (6-4, 305) at guard and Ramirez (6-3, 320) at center.

"That's helped us become a little more powerful on the run and a little stouter on the pass," Fox said. "So, those are areas you try to get better at physically. And then mentally is the thing that Manny's done a great job with.

"He's got a quarterback behind him that's a pretty demanding guy and changes and does things on the fly, so you've got to be a sharp guy and you've got to earn his trust and he has and done an excellent job."



# Jacob Tamme rides out winds of change

By Jeff Legwold  
ESPN.com  
December 11, 2013

ENGLEWOOD, Colo. -- Change, former Denver Broncos wide receiver Rod Smith has often said, is "the only thing that stays the same" in the NFL.

Those who can't deal with that idea as they go about their football business "find themselves on the other side of the wall and they can't get back in."

There are those among this year's Broncos who have lived with change, wrestled with it, dealt with it, and still flourished with the team. A player such as Knowshon Moreno, who went from being a game-day inactive eight times in 2012 to the first choice at running back this season, is now on the doorstep of his first career 1,000-yard season.

Take a guy such as tight end Jacob Tamme.

"I'm just ready for whatever I'm asked to do," Tamme said. "It changes sometimes, it varies from time to time, so be prepared to do what's needed. That's kind of how I go about things, take care of what I need to take care of and not worry about the rest of it."

With Wes Welker ruled out for Thursday night's game against the San Diego Chargers due to a concussion -- his second concussion in the past four games -- Tamme figures to become a far bigger piece of the Broncos' puzzle on offense. It's a role Tamme had last season, before Welker was signed.

In 2012, when Tamme essentially worked out of the slot like a third wide receiver, he finished with 52 receptions, including a nine-catch day in a late-season win over the Tampa Bay Buccaneers. After Welker joined the Broncos last March, Tamme's role in the offense went from regular contributor to spotty at best. Tamme didn't play more than 10 snaps on offense in any of the first 10 games of the season.

"You just prepare, do the work," Tamme said. "Something that's been a focus here from the beginning at the position, they want people who can do a lot of things at tight end. I feel like I can do a lot of different things, play in a lot of different spots."

But with Welker taking most of the snaps that were once Tamme's in the offense, Tamme simply went about the business of leading the team in special-teams tackles. He has nine, two more than special-teams captain David Bruton.

Tamme has played 285 plays on special teams through 13 games compared to 101 special-teams snaps all of last season. And on offense he has played 154 snaps so

far this season (15.4 percent) compared to 528 plays on offense (46.2 percent) all of last season.

"You want guys on your team to understand it takes everybody, every day, to win," said Broncos head coach John Fox. "It's part of building a team, from staff, coaches and players, everybody has to participate and contribute. Sometimes that requires different things, sometimes it's more of one thing and less of another. If you don't work through that as a team, and keep moving, you're going to have a hard time being successful, I don't care what you're doing."

But it isn't like Tamme hasn't experienced this kind of ebb and flow before. During his time with the Indianapolis Colts he went from three catches in 2009 to 67 receptions in 2010 when Dallas Clark was injured. This season, the two tight ends the Broncos signed in free agency, Tamme and Joel Dreessen, have seen their playing time in the offense reduced, not only by Welker's arrival, but by tight end Julius Thomas' emergence.

In Thomas' most extensive playing time in his career -- he spent most of two seasons dealing with an ankle injury he suffered on his first NFL reception as a rookie -- he has 50 receptions to go with 11 touchdowns. Thomas' combination of size, speed and athleticism, to go with the trust Peyton Manning has in the third-year player in tight situations, has made him the go-to tight end in the lineup when the Broncos go to their third-wide-receiver look.

When Thomas missed two games with a right knee injury, Virgil Green got the starts and most of the work in Thomas' place against New England and Kansas City. But with Welker out things change. It figures to be Tamme in the lineup with Thomas much of the time and Eric Decker and Demaryius Thomas in the two wide receiver spots.

"[Tamme's] role has changed this year," Manning said. " ... Obviously Julius has played well this year and Tamme hasn't had as much playing time, but he's had a great attitude. And when his number has been called he's come in there and been outstanding and has a chance to play more down the home stretch here and a real credit to him."

"He's a big part of the offense," said Demaryius Thomas. "I feel like you could spread Jacob out to any position because he has good speed, he's smart, he runs great routes and he knows every position on the field. So I think you can put him anywhere on the field to help the offense out and I think that helps us."

# Klee: Humility leads Demaryius Thomas into NFL's elite

By Paul Klee  
Colorado Springs Gazette  
January 8, 2014

DENVER — Maybe if Demaryius Thomas would throw a sideline tantrum, ditch the boring nickname or play with a rotten quarterback, he would get more attention.

Toss a helmet or something, man.

As it stands now, DT represents a poor example of an elite wide receiver in the NFL. They are supposed to be loud, rippling with swag, too cool for school.

Can you picture that slight Southern smile telling Peyton Manning to give him the damn ball?

"At first, when he got here, I'll be honest, I was scared to talk to him. It was Peyton Manning," Thomas told me in a quiet corner at Dove Valley.

"I'm no different than anyone else. I mean, it's Peyton."

Did DT miss the memo? Skip the class that taught wide receivers how to act after scoring a touchdown? His touchdown dance consists of tapping helmets with Manning on the way back to the sideline.

The Broncos host the Chargers in a playoff game Sunday. When certain ESPN reporters trickle into the Broncos locker room, DT hides in a hallway. His idea of self-promotion is appearing on 102.3 ESPN, the local affiliate, for a half hour on Tuesdays.

He's doing it wrong.

Here, we'll do it for him: DEMARYIUS THOMAS WAS NAMED SECOND-TEAM ALL-PRO.

"I really didn't expect to make it, to tell you the truth," he said.

Pull it together, DT. For real.

At 26, Thomas led NFL wideouts with 14 touchdowns. His best touchdowns came in late July, on a dirty field at Littleton High School, during his summer camp for little kids.

"I'm trying to score a touchdown on every field," Thomas whispered as he held the football above a swarm of adoring 9-year-olds.

On a menu of NFL wide receivers, Thomas is the healthy option, earmarked with a heart.

Reserved to a fault, Thomas has an image problem at his chosen position. He does brash like Dez Bryant does subtle. When DT gets a phone number from the prettiest girl in the bar, he probably waits a week to call, if he does.

But the All-Pro list got his attention.

All-Pro is different than Pro Bowl. Good seasons make the Pro Bowl; great seasons make All-Pro. The All-Pros are the best of the best. There's a first team and a second team. That's it.

In the wide-open NFL, the proliferation of gaudy stats and the presence of Calvin Johnson make it tougher than ever to earn a position as an All-Pro wide receiver.

Twenty-three wide receivers gained at least 1,000 yards. Compare that to 10 years prior, when only 14 cleared 1,000 yards.

And like a parking spot reserved for the company president, one slot has Calvin Johnson's name tattooed in permanent ink. Megatron's an All-Pro given.

Further, with Manning at quarterback, the Broncos are an equal-opportunity operation, the first team in history with five players scoring 10 touchdowns. The other All-Pro wideouts — Johnson (first team), Josh Gordon (first), A.J. Green (second) and Antonio Brown (second) — were clear-cut No. 1 options.

"That's why I didn't expect to make it," Thomas said. "As a group, with all of our guys, we didn't really have a main target. So for me to be on the group that made All-Pro, it's a big deal to me. There's a lot of guys that had better numbers than me.

"I was surprised. I was happy to make it, but I was surprised."

DT isn't trying to fool anyone. He's aware Manning turns Pro Bowlers into All-Pros.

Has he left a note in Peyton's locker to request another five years from the ultimate quarterback?

"I wish he would play five more years, man. I'm blessed just to have him for this long. I appreciate him," Thomas said. "At this point, the main thing for him is to win another Super Bowl. That's what we want to do for him."

Here's the kicker: DT is still on his rookie contract.

"Yes, I am," he said, knowing the next question. "I am."

When you see the \$27 million guaranteed to Mike Wallace, or the \$26 million to Vincent Jackson, or the \$20 million to Dwayne Bowe, what about your next deal?

"I try not to think about it. I feel like sometimes guys think about it and that's when they get hurt," he said. "My main thing is staying healthy and then going out and putting up big numbers and put myself in a good situation to get a good contract."

He'll get one, a big one, the kind of money that will impact generations of Thomases. He's a free agent after the 2014 season. The next contract might come from the Broncos, or it might come from elsewhere, but it's coming from somewhere.

"I'd play here for the rest of my career if I could," Thomas said.

At least then we could help with his attitude.

# Julius Thomas Jumped Through Hoops to Get Where He Is

By Robert Klemko  
MMQB/SI.com  
January 9, 2014

You shouldn't know who Julius Thomas is.

A year ago the Denver tight end thought about dropping his football experiment, cutting his losses and putting to use that business degree from Portland State—the one he earned on a basketball scholarship.

The Broncos were pushing—the way football teams do when legendary quarterbacks sign on for a career nightcap—to have each of their offensive pieces at Peyton Manning's disposal. Thomas was the promising project who played one year of college football after four years of basketball, impressing the Broncos organization on film and in interviews enough to get drafted in the fourth round in 2011.

For many reasons—reasons we'll get to—that was a miracle in itself. But on the docket in the fall of 2012 was an early exit from football, because Thomas wanted to live the rest of his life with a functioning ankle rather than rush back from surgery the previous April.

"He was getting frustrated because they were expecting too much from him coming off of surgery," says his father, Greg, a high school principal and former college receiver. "They told him he wasn't running full speed in one of the preseason games, and he called me and said 'Dad, if this is what it takes, then maybe this isn't for me. I've got to use these ankles for the rest of my life.' "

Word of Thomas' frustration got back to John Elway and the Broncos' front office. A decision came: Shut him down, but not all the way. Rather than put him on injured reserve, Thomas was moved to the practice squad in October, so he could play scout team tight end and outside linebacker and catch up on all those football practices he missed out on because basketball coaches warned him against injury his whole life.

What did the Broncos get in return for a little bit of organizational patience? Just 65 catches and 12 touchdowns in 2013; a Pro Bowl tight end, seemingly out of thin air. Thomas is suddenly on the short list of basketball guys who found success after converting to football. There's Antonio Gates, Jimmy Graham, and, at the moment, Thomas, a focal point of the league's top passing offenses as it takes aim at San Diego in Sunday's divisional playoff slate.

Did even he know it was coming?

"This was always the goal," he says. "Everything hasn't always been easy or clear-cut. All my life, I see an opportunity and it's not clear-cut. How bad do you want it? I decided to see it through."

\* \* \*

This football journey started at Pacific University in Stockton, Calif., in 1983. Greg Thomas likes to retell this story to Julius, as a way of reminding him of the fragile nature of his existence. There was a new offensive coordinator at Pacific, a skinny, dark-haired former safety at the university in his early 30s. Greg was one of the top returning wide receivers on the '83 team, and one of the tallest in the country at 6-6. He got called into the new coordinator's office one day during the spring before his final season.

"Pete Carroll brings me in and he says, 'Greg, I've got an idea,' and he's bouncing all over the place, excited."

Carroll: "You're drawing a lot of double teams at split end. You're huge. I'm gonna move you to H-Back. We're gonna get you in motion, get some single coverage, move you all over the field, okay?"

Greg Thomas: "Ok, whatever."

So Greg, who liked playing football but didn't love it, moved to H-Back. That spring he was run-blocking in practice when two teammates rolled up on his leg, tearing his ACL and MCL. These were the last days of the flayed-open approach to knee surgeries, and Greg's was botched. They went in before swelling subsided, and they put his knee in a cast. A career-ender.

He would graduate, and marry the girl he met at the Palladium Disco in San Francisco a few years earlier. Then came Julius in '88.

"I was pretty damn wild, so there's no telling if things would have gone the same way if I went to the NFL," Greg says. "I like to tell Julius, if it wasn't for Pete Carroll you wouldn't even be born."

Greg raised his son a Raiders fan, and three generations of Thomas men attended home games together. Thomas grew to love football, and while his father encouraged him to play in high school in Lodi, Calif., a basketball coach always got the swing vote. Greg even promised he would reach out to Carroll, by then at USC, and lobby for a football scholarship if Thomas would just play his senior season of football. Thomas declined.

"I let people talk me out of playing in high school and probably shouldn't have," Thomas says. "It was always like, why would you risk injury when you can get a basketball scholarship?"

Portland State and Boise State offered basketball rides, and Thomas chose the Oregon school. It wound up being the perfect spot for reasons he couldn't foresee: When his four years were up and he was on track to play basketball overseas, his desire for one shot at football coincided with a coaching change at PSU. The previous coach ran a run-and-shoot offense and didn't previously recruit tight ends. If Thomas could learn the new coach's offense he could play immediately. Enter first-year tight ends coach Steve Cooper.

"He came out to the workout and he looked like a basketball guy playing football," Cooper says. "He asked questions, and the next day he was better. We go into the film room and he doesn't have any clue what anything is, and then the next day the information is retained. That's how it went for nine months. Julius is just a sponge."

Thomas spent the summer before his fifth year of college and the entire fall semester in the football office, hanging with Cooper, watching film, learning how to critique himself.

"I had already graduated so I had nothing else to do," he says. "It was like, I have this ability, I have to take this chance at the NFL. The time with coach Cooper was really invaluable."

On the field, everything was new, right down to how to catch a football. On the first day of catching passes, his hands were too far apart and at least one ball went caroming off his face. He knew nothing of blocking footwork, or route-running. For the guy who set a Portland State record for basketball games played (121), it was humbling.

"You go from being a senior captain, understanding your job, then going to play football and you have to learn everything," Thomas says. "Our coach was like, 'You've got to get leverage on that guy,' and I'm like 'What do you mean, 'get leverage'?"

The Broncos took note of his 453 receiving yards and first team All-Big Sky Conference selection in one season and shipped tight ends coach Clancy Barone to Portland for an extended stay. Thomas and Barone watched film side-by-side until Barone was satisfied in Thomas's football knowledge. The former Chargers and Falcons coach realized Thomas was a "football rat," going back to those days spent tossing around a football in the shadow of the Oakland Coliseum.

"When you're with him you start to develop that big-picture view," Thomas says of Manning. "You start thinking about everything happening around you."

He also found out Thomas was a model citizen—the peer mediator of the year in his senior year of high school, and the first guy on the Portland State team to sign up for charity work with visiting children. At the combine he flashed 4.6 speed, a 35.5-inch vertical with monster feet (size 16) and hands (10 ¼ inches). The team drafted him 129th overall, signing him to a four-year deal worth \$2.42 million.



There was but one more question mark. Thomas was a jokester, with a permanent smile and a science fiction book in hand (his favorite title: Beyond the Shadows). Not your typical NFL tight end. The Big Sky Conference was one thing, the NFL another. Did he have the constitution to handle the it? How would he react at the next level?

"He's such a happy go lucky guy, " Barone says. "That might give you the wrong impression."

Early in the 2011 training camp, Barone says, the Broncos got an answer. Then-QB Kyle Orton targeted Thomas on a seam, putting his receiver square in the path of veteran safety Brian Dawkins. The notoriously hard-hitter lined up the rookie and blew him up in front of everybody—players, coaches, execs and fans. Barone held his breath.

"Dawkins cracked him as soon as he touched the ball," Barone says. "It was one of those ooooooh hits. Everyone wondered if he was going to get up. He bounced up, had the ball in his hands, scored a touchdown and jogged back to the huddle. That spoke volumes to everyone that this guy was not going to shy away from hits."

\* \* \*

Then came the ankle injury, suffered on his first NFL reception, in Week 2 of 2011, when Bengals linebacker Manny Lawson took him down. Thomas missed most of the remainder of the season. One day the following spring, the just-signed Manning was on campus meeting with offensive coordinator Mike McCoy, now San Diego's head coach, while Thomas was rehabbing his ankle.

"Somebody said, 'Hey, come here. There's a guy in here you need to meet,' " Thomas says. "And it was Peyton."

After Thomas's continued ankle troubles last season, Denver's campaign ended in the divisional playoffs, and Manning's window tightened once more. In the offseason Thomas "trained for real," his dad says. He weighs 250 pounds now, after playing at 215 at Portland State. He's running at full speed despite a midseason ankle scare (MRIs came back negative for tears in late October). The partnership with Manning, who has connected with five Broncos for more than 60 catches apiece this season, is a constant learning process. And the notoriously abrasive quarterback is slightly more patient with his pupil.

"It's incredible," Cooper says. "Three, four years ago, we're explaining what Cover 3 is. Now Peyton Manning wants to know why the corner has his left foot up vs. his right foot up in this formation and so on."

Thomas, who says he's still learning how to decipher coverages, explains the Manning effect: "It's hard to pinpoint one thing he does that makes me better. Throughout practice it's just been small tweaks, like explaining the overall route concept. He says, 'You've got to make sure you're out of this area on time because

you've got this guy coming across.' What? That's stuff that wouldn't even cross my mind.

"When you're with him, you start to develop that big-picture view. You start thinking about everything happening around you."

Despite his blossoming awareness, Thomas is still unpolished, especially as a blocker. The Broncos typically don't ask him to play the traditional tight end role with a hand in the dirt. Barone says those kinds of players are becoming extinct in today's offenses, whereas guys like Thomas are cherished. That's why the Broncos modified their expectations and saved a seat for Julius Thomas.

The big man arrived just in time.

# Danny Trevathan off to a running start toward Denver Broncos stardom

By Joan Niesen  
The Denver Post  
October 11, 2013

Sing it, Danny.

Sometimes, it's rap. We about this life, we about this life.

Other times, it's country. You only live one life. Why not go get it? Why not laugh at the hard times, because you know you're going to get better? Why not laugh at the good times, because you know you're going to be great?

Here's the thing, though: These jams aren't music.

Broncos outside linebacker Danny Trevathan is standing at his locker, and these are just the words that flow out of his mouth, his version of conversation. He grins to reveal a gold grille on his bottom teeth, looking like an improbable cherub trapped in a linebacker's 240-pound body. He's disarmingly, unexpectedly poignant.

Kid could have been a poet if football weren't his poetry. It's a poetry of instinct, of reflexes. Of speed. You see, Trevathan is running, always running. He could have slowed, maybe, when he was asked to bulk up to play linebacker. He could have slowed when he was overlooked for the Butkus Award, given to the top college football linebacker, in 2011. He could have slowed, but that's just not how he goes about life.

"If running's been a part of your life since forever, it's nothing to just get faster," he said.

Coming out of high school in Florida, Trevathan ran himself to Kentucky, where he was a starter by his sophomore year. Trevathan ran himself to become the best tackler in the Southeastern Conference by his junior season, all the while convincing his coaches they should let him return punts. (They did, briefly, in a few practices and scrimmages.) Even now, Trevathan said, he would be happy to take on those duties for the Broncos, and he's not so sure he couldn't outrun speedy returner Trindon Holliday, perhaps the NFL's fastest player.

"You give me two months to train," Trevathan said, "and I'll give him a run for his money."

Smile, shrug. Danny being Danny.

Speed, though, can be a fickle mistress. Speed was Trevathan's currency, and yet at the 2012 NFL scouting combine, it failed the 6-foot-1, 240-pounder. A tweaked hamstring slowed his 40-yard dash time and teams backed off. The Broncos, one of the few teams to learn of the injury, were able to grab him in the sixth round of that spring's draft, not concerned that he ran a 4.82 at his pro-day workout before the draft, knowing he ran a 4.45 when healthy.

A year and a half later, that pick is paying off. He is tied for the Denver lead in tackles, with 35, and even his Week 1 gaffe — he dropped an interception return for a touchdown just inches short of the end zone — can't keep the 23-year-old down. After that incident, he vowed he'd make up for it, and when linebackers coach Richard Smith called him that night to make sure he was OK, he most certainly was.

Thing is, for all that running, Trevathan isn't one for looking back. Raised by his mother and stepfather in Ohio, then Florida, Trevathan said there were plenty of times in his childhood when he didn't know where he'd be getting his next meal. He hasn't seen his father since he was a toddler. The elder Trevathan was incarcerated and released only recently.

Maybe Trevathan is running from his past, or maybe he's just running toward something better. Four weeks after that first fumble, Trevathan snagged another interception, at Dallas last Sunday, and held on tight. That pick set up the Broncos' winning field goal in a 51-48 shootout.

He knows his big play against the Cowboys doesn't completely erase his Week 1 foible; the past remains, but he can make up for it. Trevathan will earn his keep making big plays, and his coaches think he's just now finding his rhythm. Smith said Trevathan still is discovering how best to use his speed to his advantage.

"You can coach technique and scheme, but it's hard to coach instincts, and he's got a lot of that, that you can't really coach," Smith said.

That's Trevathan: You can't coach it, you can't explain it, you can't make it up. He's the kind of person, the kind of player, where it's best to let things flow — the words, the game, all of it. It's fast, and it's fun, and it's unfailingly Danny.

"I always like being myself, no matter what," Trevathan said. "I'm going to smile, and I'm going to show my nice teeth off. I'm going to show them the good side of who I am."

Another smile, another shrug. Now, finally, there's nowhere for Trevathan to run, but that's not going to slow him down.

# In Defense of Big Dreams

Colorado native Mitch Unrein finally got the chance to be a Bronco.

Lindsey B. Koehler  
5280 Magazine  
August 2013

You know the type: They're the "big uglies," the human tanks, the kind of men who can carry three bills but make it look like two and a quarter. Guys with bear-paw hands and square heads and arms the size of grown men's thighs. On any given Sunday, the indentations of their belly buttons show through jerseys that look as if they're two sizes too small. These are men whose names you don't know but whose physiques give them away. They are linemen. Offensive, defensive—it doesn't matter. They're the muscle, the labor, the ignored-by-fans-but-loved-by-coaches supersized humans who don't get their jockstraps in a twist about the fact that glory rarely comes to those who do not play a skill position.

It would be easy to think physical makeup—genetics that engineer outrageous height, weight, speed, and strength—is the most critical factor in determining who will play the line in the National Football League. And maybe it is. A guy might be the most intuitive defensive tackle who ever stood the line of scrimmage, but if he's not 6-foot-5 and 310 pounds and can't run a 4.8 in the 40, he's not NFL material. So, yeah, DNA matters.

But there's something else. Lost in the mix of haughty wideouts sporting gold grillz and pretty-boy quarterbacks with supermodel girlfriends is the honest-to-goodness truth that playing in the NFL is a job. A go-to-meetings, show-up-on-time, study-the-playbook, understand-the-competition job. Players who don't treat it that way, who rely on their prototypical NFL builds or freak-of-nature athletic talents, aren't going to be employed for very long.

In short, work ethic is nearly as important as genetics. At least, that's what Mitch Unrein says as he looks out over Grasmere Lake in Washington Park. His 6-foot-4-inch, 305-pound frame makes the green bench he's sitting on look as if it had been made for a child. His sheer size would be intimidating if the 26-year-old, third-year defensive tackle for the Denver Broncos weren't so soft-spoken, if he didn't laugh so easily, if his hazel eyes didn't give away his earnestness. His pale skin begins to turn pink under the piercing sun, but he hasn't noticed. He's too busy talking: about college ball and the pro game. About his hometown of Eaton. About being a second-generation Coloradan. About the industrious parents who taught him the importance of hard work. Football players are notoriously ineloquent, but Unrein has an easy cadence. In 30 minutes, not one sports cliché has slipped past his lips.

What he does disclose is refreshingly candid: "I guess I'm what they call a lunch-pail guy," he says with a shrug. "I'm tough and competitive, but mostly I show up to work, I work hard, I'm consistent, and I get it done without too much

complaint.” He says this in a tone that suggests he’s simultaneously proud of and frustrated by the blue-collar moniker.

By all accounts, Unrein had a solid sophomore season in 2012 with two starts, 20 tackles, and at least two highlight-reel-worthy plays. But playing behind Justin Bannan and Kevin Vickerson, two of the better defensive tackles in the league, Unrein only saw 280 snaps (most NFL teams average 60 to 65 offensive plays a game). It was enough to show great potential but may have been insufficient to earn him a starting job in 2013. Not that he’s complaining. Unrein is incredibly self-aware: He knows he’s of average athletic talent compared to other NFL players, he’s a bit undersized, and there are few people he could beat in a footrace. He has to put in more hours at the gym than the next guy—maybe even more than newly drafted rookie tackle Sylvester Williams—and, even then, he still may not be first on the depth chart. Unrein is used to that, at ease with being disregarded and underestimated. It’s happened time and again—and not just in the league. Until now, he’s been OK with it because, well, it’s always worked out for him in the end. But with a one-year, \$555,000 contract with the Broncos set to expire at the end of this season, Unrein would be being dishonest if he said he didn’t want to give the organization he rooted for as a child every reason to keep him.

Life is different growing up in a house only accessible by dirt road. Long stretches of mud-caked gravel denote a degree of isolation, of self-sufficiency, of a lack of need for creature comforts. Dirt roads separate those who don’t mind being able to see into their neighbor’s kitchen window from those who feel claustrophobic without acres of rolling farmland for a backyard. Mike and Kay Unrein fall into the latter group.

The modest red brick ranch house hugs one corner of three acres of undulating land the Unreins purchased in 1990, when they escaped the too-crowded neighborhood where they had lived in downtown Eaton, population 4,467. Their fondness for wide-open spaces comes honestly. Mike was born and raised by a construction worker dad and a homemaker mom in the Eastern Plains town of Sterling. He had seven siblings. Kay was born in Burlington and reared in Stratton, 150 miles east of Denver. She also was one of eight kids.

So it’s hardly surprising that after meeting in a bar in Sterling and marrying five years later, in 1977, the Unreins remained on the Plains (first in Sterling and then in Eaton) and had six kids: Nicole, Natalie, Michael, Marty, Mark, and finally Mitch, the baby of the family, who as a youngster liked to dress up as either John Elway or a cowboy every day and was somehow saddled with the nickname Pig. “I really don’t remember how it started,” Mark says. “I just know we kept calling him Pig mostly because he hated it so much.”

That’s the way the Unrein house was. No one got a free pass on anything. Don’t like your nickname? Too bad. Got roughed up playing football in the front yard? Shake it off. Not thrilled about having to slaughter a chicken? Suck it up. It wasn’t an unloving home—quite the opposite—and the Unrein kids never wanted for much, but there was precious little coddling. And that was by design. Mike and Kay

wanted their kids to be self-reliant, to understand no one owed them anything, and to know they shouldn't depend on anyone but themselves. Above all, their kids would know the meaning of hard work.

Mike and Kay didn't just preach; they taught by example. Right out of high school, Mike went to work roughnecking on oil rigs in Colorado, Nebraska, and Wyoming, working nearly every week, often for six or seven days straight. He would labor 24 hours a day, sometimes in 50-below temps. Even when the kids were young, the schedule remained the same. Mike didn't have a choice: The money was good. He had to go where the work was.

That meant Kay took care of the kids by herself much of the time. It was a job no less grueling than being on the rig, but Kay—who was gentle and kind but could still drop the hammer on her ornery boys if necessary—didn't mind the responsibility. She handled the laundry, the cooking, the shopping, trips to the doctor, visits to the dentist, haircuts, school plays, homework, PTA meetings, birthday parties, sleepovers, boyfriends, girlfriends, and, especially, sports practices. Mike and Kay never pushed athletics on their kids; in fact, they were never allowed to play on expensive and time-consuming traveling or club teams, although they could have. The Unrein kids were all gifted—and extremely competitive—athletes. The girls were swimmers. The boys were wrestlers and football players. None of them would have admitted it back then—Mark will only begrudgingly acknowledge it now—but as Mitch progressed through high school, it became obvious to everyone that he was not only the most adept competitor in his family, but he was also one of the most capable athletes among his peers.

Capable, yes...but impressive? The football coaches at University of Colorado Boulder and Colorado State University, where Mitch had dreamed of playing on a scholarship, weren't convinced. Perhaps they were unenthused by his play at linebacker, or maybe they thought he was too small at 215 pounds. More likely they simply overlooked him because he played for a tiny rural high school. Whatever the reason, the youngest Unrein got his first unsavory taste of being unwanted as a high school senior when the state's two big-time programs failed to offer him a place to play. It was disheartening not just because Mitch loved the game of football, but also because, like his sisters and brothers before him, Mitch was responsible for putting himself through college. A scholarship would've meant carrying a significantly lighter debt load after graduating with a criminal justice degree.

Mitch's sister had swam and two of his brothers had played football at the University of Northern Colorado on small scholarships. Mitch could have followed suit; coaches at UNC were begging him to play there. But he felt he owed it to himself to at least try to play at a Division I school. When the University of Wyoming nudged him to accept preferred walk-on status, a designation that meant he'd play but wouldn't receive any financial aid, he took it. Just weeks after arriving in Laramie to play for head coach Joe Glenn, the program realized what it had in Unrein and promised to scrounge up scholarship money for the Colorado kid's red-shirt freshman season.

Unrein played brilliantly—mostly at defensive end—for a subpar Wyoming program that went 22-27 during his tenure. As his father Mike says: “Mitch became very familiar with the agony of defeat—and it wore on him a bit.” His senior year, however, was less of a downer. Although Unrein’s tackles total was significantly lower than in his junior and sophomore seasons—probably because of a nagging injury Unrein didn’t disclose to anyone but his defensive line coach—the Cowboys earned a trip to the New Mexico Bowl, where Unrein was named defensive MVP in a 35-28 double-overtime win. It was an unexpected exclamation point on a college career that wasn’t often flashy or victorious, but that was successful enough to make Unrein believe he might have a shot at playing on Sundays.

Of course, less than two percent of NCAA football players go on to the NFL. For a guy who was underrecruited out of high school and played defensive line in a midmajor college conference, the percentages were probably even worse. But people were talking about him. There was chatter around the sports agent water cooler that there was a sleeper in Wyoming—a kid who loved the game, who could flip the switch on game day, who was a relentless worker, and who had a remarkable capacity for enduring pain.

Unrein didn’t talk with his family much about his aspirations to play pro ball, but he discussed them at length with his Wyoming teammate and roommate Danny Dutmer, a one-time NFL hopeful himself. “Mitch was a humble guy,” Dutmer says, “but he wanted it. I knew he wouldn’t just give it up.” Unrein did want it—but he also knew what he didn’t want: to end up in the oil business like all three of his brothers had after college. And he really didn’t want to end up busting his ass on an oil rig—a job his then 60-year-old father couldn’t seem to shake. “Mitch came with me out to the rig one year over his spring break,” Mike Unrein says, chuckling at the memory. “I remember him saying he needed to practice harder so that he wouldn’t have to roughneck.”

Working a rig became a more realistic possibility, however, when Unrein went unselected in the 2010 NFL draft. Although he had interviewed with teams such as the New York Giants and the Chicago Bears leading up to the draft and taken dozens of calls from seemingly interested organizations during the latter rounds, Unrein found himself a rookie free agent on April 25, 2010. Unrein’s agent, Sunwest Sports’ Frank Bauer, told his young client not to worry, that being a free agent was not a catastrophe. Big names like John Randle, Kurt Warner, Arian Foster, Tony Siragusa, James Harrison, Tony Romo, Victor Cruz—all those guys were at one time undrafted rooks. Days later, it looked like Bauer had been right. On May 7, Unrein became a Houston Texan with a \$7,500 signing bonus. But the contract was short-lived: Unrein didn’t make the 53-man roster or the eight-man practice squad. By mid-August, he was living back at his parents’ house in Eaton.

Mike and Kay say they would’ve given him a week or two to lie on the coach and wallow, but within days their 23-year-old son had gotten a job—cleaning residential sewer lines—that would pay the bills but still allow him enough time for training, which his agent told him was critically important. Unrein also began assisting his old high school football coach, Kevin Ross, with Eaton’s 2010 squad. It was a



productive and feel-good way to pass the time until Bauer could find an NFL team that needed a practice-squad guy, something the agent was certain would happen at some point that fall. Unrein was less confident: He had begun to entertain the idea that the dream was over. He was disappointed but pragmatic. Football was the career he had always wanted, but he knew he could find another line of work.

On the morning of October 19, 2010, Unrein was getting ready to hit the gym when his cell phone rang. He missed the call. When he had time to listen to the message a few minutes later, he realized how critical the call had been. The message was from Bauer: The Denver Broncos wanted Unrein in the Mile High City for a physical in just under two hours. He packed an overnight bag, called his sister, Natalie, who was living in Denver at the time, and pointed his old Pontiac Grand Prix south on I-25. Less than 24 hours later, Unrein had gone from cleaning sewers and volunteer coaching high school kids to being a practice-squad signee, donning number 96, and lining up against guys like Kyle Orton, Tim Tebow, Knowshon Moreno, Chris Kuper, J.D. Walton, and Zane Beadles at Dove Valley. The kid who grew up in Colorado and pretended to be ol' No. 7 had lived up to his own expectations. He was a Denver Bronco.

If you've ever seen the movie *Rudy*, you have an idea of what it's like to be on a football practice squad. You also probably know that, unlike the Hollywood version, it's a punishing existence that rarely, if ever, ends with a Rudy Ruettiger-style, carry-him-off-the field celebration. For Mitch Unrein, however, it was the chance he'd coveted. In the second half of the Broncos' 2010 campaign, Unrein played the line, endured brutal hits, and got back up in the name of getting Kyle Orton and the rest of the active roster guys ready for opposing defenses. Practice squad players go to every organized team activity (OTA), watch all of the film, run all of the special teams reps, and participate in all of the lifting sessions, but their pay is considerably lower (in 2010, the minimum pay was \$5,200 per week), they don't accrue credited seasons that count toward retirement, and they aren't allowed to play in games. Still, there are upsides: As a rookie, time on the practice squad allowed Unrein to learn the defensive tackle position, fine-tune his technique, and begin catching up with the accelerated speed of the pro game.

Practice squad players don't experience the pressure of Sundays—but they deal with a different kind of stress. These men are playing to win a livelihood. Their sole goal is to make the following year's 53-man active roster, and they know they're being evaluated every day. The game of football takes an obvious physical toll, but the uncertainty of the career path can exact an emotional toll that's equally taxing. Fortunately for Unrein, the improvement and consistency he displayed as a practice squad signee and during OTAs and summer camp before the 2011 season compelled head coach John Fox and company to put him on the active roster for a team that would ultimately go into the second round of the playoffs with Tim Tebow under center.

Unrein played in 14 games and made eight tackles during the 2011 season, but he rarely saw more than 10 plays per game. Still, he was improving. And after having experienced the sensation of running out of the tunnel at Sports Authority Field at

Mile High dressed in home orange, Unrein was determined to increase his on-field presence. So when the defensive staff asked Unrein to put on 15 pounds of lean mass in the offseason, he did exactly that.

The added bulk worked. Going into the 2012 season, his second full year on the active roster, Unrein felt stronger and more capable—and it showed. Defensive line coach Jay Rodgers regularly rotated him in on the defensive line in the first weeks of the season. And other coaches—offensive coaches—began to take notice of Unrein's abilities as well.

It started out simply enough: The O-line coaches wanted number 96 to line up for an extra push on goal-line plays. Maybe give Peyton Manning some extra space and help Willis McGahee find the end zone. Plus, coach Rodgers, who says he's pretty sure Unrein would go in at wide receiver if someone asked him to, didn't mind his tackle playing both ways. He knew it was important to Unrein to contribute to the team—and that's difficult for any coach to refuse. But then tight ends coach Clancy Barone asked a question the young defensive tackle wasn't expecting: "Can you catch, kid?"

"I just said, 'Yes,'" Unrein says. "But, really, I had no idea if I could catch." His hands didn't fail him when the team rehearsed what became known as the Cowboy Package, in which Unrein lined up as a fullback and slipped through the unsuspecting defense to catch a short-yardage pass. "I made sure to catch everything Peyton threw at me in practice," he says. "Then I'd take more throws from Brock Osweiler and Caleb Hanie after that."

It was never really clear to Unrein whether head coach John Fox would call the play in an actual game—until there was 8:56 left in the first quarter of the December 2, 2012, contest against the Tampa Bay Buccaneers. "They called the play," Unrein says, "and I just kinda looked around like, Really? The one where I go out and catch the ball?" No one had time to answer his quizzical look. Unrein says the play happened so quickly he didn't have time to get nervous before the ball was snapped.

The Fox Sports announcers immediately noticed Unrein had lined up as "an extra lineman for blocking" for first and goal from the one-yard line. The Bucs' defensive end and linebacker also clearly thought Unrein had been brought in as a fullback to block for a running play. The two defenders bit hard on the run, allowing the 305-pound fullback to bounce off the DE, rumble out to the left, and find the front corner of the end zone at Sports Authority Field. An uncharacteristic duck of a spiral from quarterback Peyton Manning hit Unrein in the hands, and after taking four or five baby steps to make sure he was inbounds, the kid from Eaton spiked the ball. Joel Dreessen, Zane Beadles, Ryan Clady, and Virgil Green joined Unrein in the end zone as did Manning, who gave the second-year player a high five and a helmet bump before handing him the ball and telling him "nice job."

In a moment that big men everywhere celebrated—and envied—Unrein captured a bit of the glory that so often escapes the hard-working boys in the trenches: He

became the first defensive lineman in the history of the Denver Broncos to catch a touchdown pass. "I kinda wish I'd done a little dance," Unrein says, laughing at the thought of it. "I was so excited I didn't know what to do. It's probably just good I didn't embarrass myself."

The AFC divisional playoff game on January 12, 2013, hadn't gone exactly to plan. Despite the fact that more than 76,000 fans had withstood temperatures cold enough to freeze a beer, and despite the fact that late in the fourth quarter Denver appeared ready to send Ray Lewis into retirement, the Broncos let the fairy-tale season slip away. The air in the blue-and-orange-clad locker room after the final seconds ticked away in the 38-35 double-overtime loss was heavy with tension. The muted sounds of men showering and dressing, mostly without talking, were punctuated by sporadic outbursts of anger. Unrein was heartbroken by the loss—not because he had played poorly (he hadn't) or because he didn't know what it was like to lose (he certainly did), but because he had never before been part of a team with such chemistry and talent. He had truly believed they were going to the Super Bowl. When he finished dressing, he walked out into the hallway in the belly of the stadium. His sister and brother were there waiting for him, ready to console him with a hug—and a trip to La Loma, a Mexican restaurant near Sports Authority Field Unrein likes to visit after games.

Before they left the stadium area though, they made a stop at the family tailgate. Most players don't visit the parking lot on Sundays, but Unrein makes his way there before and after most home games. Why? Because at every game held in Denver, including those played in subzero weather, number 96 has a huge contingent of tailgaters. With seven aunts and uncles from both sides of his family—and all of their spouses and kids and their kids' kids—as well as his five siblings and their families, the parking lot cookout is a well-attended affair. In fact, Unrein has so much family in Colorado—he estimates the number could be in the hundreds stretching from Brighton to the Kansas line—that his jersey is one of the few, if not the only, nonstarters' jerseys being sold in the Broncos team store at Sports Authority Field.

Although his jersey hangs next to Peyton Manning's, he shares the field with Pro Bowl defenders like Champ Bailey and Von Miller, and Broncos defensive line coach Jay Rodgers says he would trust Unrein's play in any situation, Unrein is mostly still in awe of his position. He sometimes can't help but smile when John Elway sits down with him to have breakfast at Dove Valley and asks about Unrein's girlfriend of more than two years, Corey Cogdell, an Olympic bronze medal-winning trapshooter who trains in Colorado Springs. Unrein has to pinch himself when he looks at the Tampa Bay game ball, signed by Manning, which sits atop his trophy case in the condo he rents in Englewood.

That's probably because Unrein still just thinks of himself as a guy from Eaton. He still has dinner with his old high school football coach Kevin Ross. He likes to play golf but says he isn't very good so he usually just plays at a little par 3 near his condo. He took his first-ever extended vacation during this past off-season, but he doesn't like missing too many days of training. He sends gently used cleats and

gloves from his teammates to Eaton High School's football team, and last year he secured some old gym equipment the Broncos were going to donate for the school's weight room. He does signings and appearances and shows up on a few local billboards for the Weld County Garage, a dealership in Greeley that gave him a new GMC pickup to drive in return—otherwise, Unrein says, he'd just be driving the old Pontiac he got right before leaving for college.

The humility Unrein projects is just who he was raised to be: an easygoing kid from a blue-collar family who never took anything for granted. But it would be a mistake to think Unrein doesn't aspire to break free of that anonymous lunch-pail-player label someday. Not to change his workmanlike ways or to be someone he wasn't taught to be, but to see that work pay off with a multiyear contract.

With the first of four preseason games on August 8 and 16 regular season games stretching out ahead of him, Unrein wants to live up to the team's expectations. He knows he'll need to produce in a big way—with consistency on the run, proficiency against the pass, and 30 or so tackles with a sack or two—to do that. If he doesn't, Unrein understands his days with Denver—who would have to sign him to a multiyear contract or pay him more than \$2 million for one year as a fourth-year player—could be numbered. Unrein says he would rather be here in Denver, live near his family, and play as a Bronco forever. It would hurt, he says, if that couldn't happen. But if his contract runs out and Denver can't keep him, Unrein will simply go where the work is. "It may not be in Denver," he says. "But if I can make a living in this job—if you can even call it a job—I'll go wherever I need to go to do that."

# Vasquez a quality investment strategy

By Jeff Legwold  
ESPN.com  
January 3, 2014

ENGLEWOOD, Colo. -- Since he stepped into the mess that was the Broncos' football operations in early 2011 as the team's newly minted executive vice president, John Elway has always said the draft has to be the cornerstone of team-building to be good over the long haul.

But he's also said he wants to be open to the right free agent along the way. Maybe some will sign for the long term, maybe most will sign one-year deals, maybe some will raise an eyebrow or two elsewhere along the way.

Either way, Elway has said, the player has to fit on the field and in the locker room. "They don't have to be high on everybody's list, but they will be high on ours," Elway said.

And other than the franchise-shaping move that was signing quarterback Peyton Manning in 2012, guard Louis Vasquez continues to be the next best foray into free agency in Elway's tenure.

The Broncos jumped out early last March to snag Vasquez. They dropped the longest deal (four years) and the biggest money (\$23.5 million, \$13 million guaranteed, split over the first two years) of anybody in last year's free-agency class.

The Broncos' pro personnel department liked what Vasquez had done in his four years in San Diego, but they thought there was room for vocational growth in a big, powerful player who filled an immediate need in the Broncos' front, a notion Vasquez agreed with when he called signing in Denver "kind of a no-brainer."

Turned out everybody was right.

In a season in which the Broncos scored a league-record 606 points as Manning threw for a league-record 5,477 yards and 55 touchdowns and was sacked a league-low 18 times, Vasquez was one of two Broncos to be named first-team All-Pro.

Manning was the other, a unanimous choice at that, but Vasquez' choice was a testament to his play, how quickly the Broncos got him acclimated to their offense,

his teammates and a quality projection. He is the first Broncos guard to be named first-team All-Pro since at least the AFL-NFL merger in 1970.

"Peyton just makes you want to elevate your game," Vasquez said. "Again, it's humbling, can't thank my teammates enough ... I kind of knew what I was getting into right from the get-go, as soon as I got here it was like a whole different world. Just how Peyton works."

And while teammates and opposing coaches will often talk of the 6-foot-5, 335-pounder's power or ability to lock on with his hands and not let the defensive lineman escape, Vasquez' technique is sound. So sound he rarely draw flags.

In one of the more remarkable runs by an offensive lineman in the league Vasquez has been flagged just five times in his entire career -- now 70 games and counting -- and only four of those penalties have been assessed.

He has been flagged for three penalties this year-- two false starts and a holding penalty -- but none since Week 7. He has been flagged just twice before this season -- a false-start penalty on a field goal attempt Oct. 24, 2010, against the Patriots to go with a holding call in Week 6 of his rookie season that was declined.

# Webster Working Through Injury

By Mike Morris  
DenverBroncos.com  
December 26, 2013

ENGLEWOOD, Colo. -- Returning to the practice field with his right hand in a cast less than two weeks after having surgery has been anything but a picnic for cornerback Kayvon Webster.

The rookie cornerback, however, is back on the field and hard at work to get back to contributing on defense.

"It's been very difficult for me but I'm getting through it -- coming out to practice and planning to play," Webster said after practice on Thursday.

Webster, who fractured his thumb during the Broncos' Week 15 game against the Chargers on Dec. 12, noted that only being able to use one of his hands is something he's conscious of on the field -- but something he is also growing more comfortable with.

"You know, during practice those are things that are going through my head," he said. "Once practice progresses, I'm pretty much cool with it. It's just getting me better, getting my feet together, giving me another to element."

Webster noted that he didn't initially realize his thumb was broken when the injury happened, as he instead stayed on the field and continued to play.

"It was something I realized later," he said. "I was just playing in the game and I came to the sideline, tried to take my glove off and I noticed my hand was pretty much swollen. They told me to look at it after the game and after the game they said it was broken."

Webster noted that he has gotten used to using only his left hand as a result of the surgery that the cornerback underwent the day after the Chargers game.

"I got six screws, five pins in it, nine stitches -- you know, the basics," Webster said with a chuckle.

"It's not really painful right now, it's just different," he added. "I've never had a cast before. I've never had surgery before for that matter. It's just different going through that whole process."

Defensive Coordinator Jack Del Rio noted that Webster's availability will be dependent upon how well the cornerback adjusts to playing with his unfamiliar appendage.

"He's going to have to get used to playing in that cast," Del Rio said. "That's what it will be. He's going to be in that thing for the duration of this season I believe. How he acclimates himself with that thing and being able to play with that will determine how much we can use."

Regardless of when it is that Webster is able to rejoin the defense, one thing was unmistakably clear to Del Rio about his cornerback's character after the San Diego game.

"Tough kid, I think he loves to play and wanted to be there for his teammates and fought through – clearly had to be painful," Del Rio said. "So you admire that when you see that. There are a lot of different aches and pains and things and you try to separate injury from just the pain you're feeling and I think he played right through that thing and didn't realize that he was actually injured and they had to fix it."

"Courageous, good to see, good young, tough player," he added. "He's got a bright future for us and he'll be a good player."



# Welker wastes no time in Denver

By Arnie Stapleton  
Associated Press  
November 20, 2013

ENGLEWOOD, Colo. (AP) — There are some things in life that just get better with age. Love letters. Fine wine. The rapport between a receiver and his quarterback.

Yet, Wes Welker hasn't wasted any time becoming Peyton Manning's top target, just as he quickly became Tom Brady's bull's-eye in New England.

Welker set a franchise record with 112 catches his first year with the Patriots in 2007, when Brady set the NFL record with 50 touchdown passes

Manning is on pace to break that mark with 54 TDs this season, thanks in good measure to Welker, who has already matched his career high with nine TD catches.

The Broncos are on pace to score 636 points, which would break the NFL record of 589 set by the '07 Patriots.

"That was a great year for us," Brady said. "You watch what these guys are doing and they have better numbers than we had. It's incredible to score points like that."

Welker is the common denominator.

With a team-best 61 catches, he's had an immediate impact in Denver, where the Broncos were already rich at receiver and even though in Manning's mind, it takes years, not months, for a QB and a receiver to work out the kinks.

Those who know Welker say he sped up that process through an uncommon mixture of talent, work ethic and determination, the very attributes that have made him the league's pre-eminent slot receiver.

"The biggest thing I see is the competitive nature," Broncos interim head coach Jack Del Rio said. "Those two guys are as competitive as they come, and I think that's part of the fuel that drives him to work the way he works at being prepared and at being on the same page."

Former teammate Rodney Harrison, who is now an analyst at NBC, said, "Everyone looks at all his catches and what he's done from a numbers standpoint, but I think the thing that goes unstated is how much effort he puts in as far as the mental aspect of the game. I mean he's chasing Tom Brady down, he's always in constant communication with the offensive coordinator, the wide receivers coach, always wanting to learn, always wanting to get it right. And you can see the frustration on the field if it doesn't go perfect with Wes."

What makes Welker so special, Harrison said, isn't what he does on game day but what he does the rest of the week in the meeting room, the weight room, the film room, even the locker room.

"The thing that really makes him great and really has elevated his career was his willingness to learn the system and learn his quarterback. I think with all those years that he's been with Brady, obviously when he goes to another great quarterback similar to Brady — maybe a little more of a 'brainiac' than Brady — he's already prepared because he knows, because he just came from one of the best," Harrison said.

Welker's smooth, swift transition is no surprise to Brady.

"Well, he's got a great understanding of the game and coverages, defenses, how to run routes, how to set up routes," Brady said. "I know that he's got great awareness and you can see with those two already, I've seen a lot of their games and their offense and they do a great job and they have a great connection."

Manning looks at Welker as a sage who has brought along youngsters Demaryius Thomas, Eric Decker and Julius Thomas, teaching them the finer points of the position.

"Wes has a great work ethic and he's provided just good leadership to our offense. He was voted a captain, which is a real credit to him, in his first year," Manning said. "... And he loves football. He's a tough guy. He plays through injuries. And those are things that you appreciate about a football player, especially playing in that slot position where he's taking a lot of hits."

In fact, Welker sustained a concussion in the fourth quarter of Denver's win over Kansas City on Sunday and missed practice on Wednesday, although he participated in warm-ups, suggesting he had passed his baseline test earlier in the week.

If that's the case, he'll be able to do non-contact work Thursday and practice Friday in anticipation of facing his former team Sunday when the Broncos (9-1) visit the Patriots (7-3) in the latest Manning-Brady showdown.

Welker was getting a massage during the media access period Wednesday and didn't speak with reporters.

Manning sounded as though he expects to have Welker to throw to Sunday, and Brady said he's sure he'll see his old buddy in action.

"He's a tough guy, so he's played through everything," Brady said. "This is a big game for both teams so you have to expect their best players."

# Broncos DT Sylvester Williams makes most of playing time

By Joan Niesen  
The Denver Post  
December 8, 2013

Broncos rookie Sylvester Williams had a long road to the NFL, one that included only a year of high school football, another year of working odd jobs and then two years at junior college. Although the defensive tackle was the Broncos' first-round pick last spring, he has had just as slow a go of it trying to crack his way into the team's rotation at defensive tackle. With Kevin Vickerson out for the year, though, Williams got 36 and then 22 defensive snaps in the team's past two games, and he might have stumbled into his best chance to prove himself.

Off the field, Williams is softspoken, although once you get him talking, the Missouri native has plenty to say. Here's a bit more about who he is, where he came from and where you can find him when he's not in his Broncos uniform.

**Q:** What are your hobbies?

**A:** I really just like to relax, play video games, go to the movies, go to the mall and shop, stuff like that.

**Q:** Which video games?

**A:** Call of Duty 2K.

**Q:** And what about movies? What have you seen lately?

**A:** I've seen "The Best Man Holiday" and "The Butler." Those are two pretty good movies I've seen lately. "The Butler" was a really good movie. I liked that a lot. I don't see everything, but I try to. I don't get a chance to get to everything, but I at least try. I go on Tuesdays, sometimes Fridays, just to get my mind away (from things) for a while.

**Q:** What's your favorite movie?

**A:** "Love and Basketball."

**Q:** So rewind a little bit. I know you had kind of a strange path to the NFL and that you didn't play football until you were older. What convinced you to start playing?

**A:** My senior year, my coaches, I was a big guy, and one of the coaches asked why I wasn't playing, and did I want to play? I said yes, and I gave it a shot.

**Q:** Why weren't you playing?

**A:** I just always liked basketball. I was a big basketball player. I played power forward. That was my first love. Plus, I was having problems staying eligible in school too.

**Q:** So were you the tall kid in school?

**A:** I was tall, early on. But then everybody started catching me. I kind of stayed at 6-foot-2 for a while. (He's listed at 6-2.)

**Q:** So even though you were a big guy, aren't being a big guy and being a good football player two different things?

**A:** Right. It was definitely tough (to get in shape). I just had to transition from basketball to football too. Football's a physical sport, so at first I was rusty, didn't use my hands. I just went out there and fought myself into shape.

**Q:** How much did you weigh back then?

**A:** I weighed like 225, and then my senior year I gained some weight.

**Q:** And now you're listed at 313 pounds. What on earth do you eat to maintain that kind of weight?

**A:** I eat a lot of chicken. I love chicken and pasta. Stuff like that. I'll sneak around sometimes and eat a hamburger. I can't eat what I want, because I've got to keep a certain weight. We (defensive linemen) have slow metabolisms, so if we eat a lot, we gain a lot of weight. I try to avoid fried food, potato chips, candy, sweet stuff like that.

**Editor's note:** Each Sunday, The Denver Post's Broncos reporters help readers get to know the players on a more personal level.

---

## **About Williams**

**2007:** Played one season of football, his senior year, at Jefferson City High School in Missouri, where he underwhelmed.

**2008:** After graduating from high school, Williams worked odd jobs, including at a factory, with no intention of furthering his football career.

**2009-10:** Played at Coffeyville (Kan.) Community College. He logged 52 tackles, 12½ tackles for loss, two sacks and five blocked kicks in 2010.

**2011-12:** Played at North Carolina, where he logged 42 tackles and six sacks in his senior season, 2012.

**2013:** Selected by the Broncos 28th overall in the NFL draft. In his rookie season, it has taken him time to crack into the rotation on the defensive line, but he'll get playing time in Kevin Vickerson's absence.

# Woodyard Named Broncos' Walter Payton Man of the Year

By Stuart Zaas

DenverBroncos.com

November 27, 2013

Linebacker Wesley Woodyard earned the prestigious nomination for the third time in four years.

ENGLEWOOD, Colo. – Linebacker Wesley Woodyard can be seen all over the field making plays. He can also be seen all over the city of Denver making a difference in the community.

On Wednesday, the Broncos announced that the club has selected Woodyard as its 2013 Walter Payton NFL Man of the Year Award recipient.

The prestigious award historically recognizes a player for outstanding leadership both on the field and in the community.

Woodyard has earned the team's nomination for the honor in three of the last four years – 2010-11, '13.

A six-time team captain, Woodyard's nonprofit, the 16Ways Foundation, has an enormous impact on at-risk youth and hosts a variety of events throughout the year, including an MVP Dinner, multiple youth football camps and Touchdowns for Tomorrow Trivia Night.

16Ways Foundation is also scheduled to host its annual toy drive in December to benefit local charities, including the Tennyson Center for abused and neglected children.

In addition to his own charitable efforts, Woodyard is a regular participant in team community events. He has volunteered his time for Shop with a Bronco, Hometown Huddle, Habitat for Humanity Metro Denver and the Denver Broncos Holiday Party for the Denver Rescue Mission.

In April, Woodyard joined Denver Mayor Michael Hancock on the steps of the Colorado State Capitol Building to kick off Child Abuse Prevention Month and teamed up with the Mayor to unveil the My Denver Card initiative, which allows all Denver Public School students who apply to the program admission into Denver's 26 recreations centers and 29 pools free of charge.

Woodyard's selection as the Broncos' Walter Payton NFL Man of the Year award recipient will be recognized during Denver's home game against Tennessee on Dec. 8, and the Broncos will make a \$10,000 donation to the 16Ways Foundation.

Woodyard's name will be submitted to the NFL for consideration as the national award winner, which is announced during Super Bowl week. That individual will receive a \$25,000 donation to the organization of his choice courtesy of NFL Charities.

Previous Broncos nominees for the Walter Payton NFL Man of the Year award include guard Zane Beadles (2012), Woodyard (2010-11), cornerback Champ Bailey (2008-09), cornerback Domonique Foxworth (2007), wide receiver Rod Smith (2004, '06), safety John Lynch (2005), linebacker Ian Gold (2003) and wide receiver Ed McCaffrey (2002).

Quarterback John Elway (1992) is the only Broncos player to win the national award, which was first given in 1970 and renamed after the Chicago Bears' Pro Football Hall of Fame running back in 1999.

Also on Wednesday, the club recognized five players as Denver Broncos Community Ambassadors: safety Mike Adams, safety David Bruton, guard Ben Garland, tight end Virgil Green and linebacker Steven Johnson.

# The men behind Peyton Manning's record season

By Vidur Malik  
SI.com  
January 9, 2014

When looking at the effectiveness of the Denver Broncos' offensive line this season, one must factor in Peyton Manning's otherworldly talents.

One of the best quarterbacks to ever play, Manning is just better at getting rid of the ball than most other passers, which makes it easier to protect him. But that doesn't mean his line can coast in its job of making sure he stays upright and healthy.

For much of the season, the Denver linemen have given Manning a clean pocket, and in turn he has thrown for more touchdowns and yards than any other quarterback in a single season. They've done it despite losing Pro Bowl left tackle Ryan Clady to a foot injury in Week 2, and making do without valuable depth even before then. They allowed Manning to get sacked only 18 times in the regular season, and in November, Pro Football Focus ranked them second in its offensive line rankings.

"I think it's been an amazing year so far," said center Manny Ramirez, after the Broncos' 34-14 road win over the Oakland Raiders in the regular-season finale. "What we were able to accomplish with all the injuries, to be able to come together really says a lot."

Clady's left Lisfranc sprain, which he suffered after signing a five-year deal in the offseason, was the most high-profile loss, but there certainly were more. In June, center J.D. Walton had another surgery on the ankle he injured last season, and was released in December. Center Dan Koppen tore his ACL in July. Guard Chris Kuper has only started six total games the past two seasons after dislocating his ankle in 2011.

Those injuries are tough to stomach, but they provided opportunities for players like Ramirez. The seventh-year pro from Texas Tech, who previously played right guard, took over at center. He has put together a terrific season and earned an alternate spot in the Pro Bowl as a result.

Beside Ramirez in either direction are guards who can hold their own with interior defensive linemen. To his right, Louis Vasquez has played at an elite level. He was voted to the Pro Bowl, and even played at right tackle against Indianapolis when Orlando Franklin was nursing a sprained left knee and ankle. Zane Beadles isn't at Vasquez's level, but he's held down the starting left guard spot.



Though guarding Manning is their most important job, the group must also block for Denver's running backs. The Broncos won't scare anyone with their ground attack, but opening holes for Knowshon Moreno and Montee Ball will be especially important in the postseason.

"We know we're only going to get a certain amount of carries every game, and our focus is to make sure those carries are efficient," Beadles said.

The running game -- and Denver's screen game -- benefits from the line's athleticism. The men up front can pull block effectively and take on defenders beyond the line of scrimmage.

"Where we make a lot of our hay is getting to the second level and blocking those guys," Vasquez said. "Those are the blocks that spring five-, six-yard runs and turn them into 20-, 30-, 40-plus [yards]."

At the flanks are two offensive tackles who must secure the edges of Manning's pocket. Franklin and Chris Clark have different backstories, but both have been adequate blockers. Franklin is a third-year pro who has started every game he's played, while Clark started just six games prior to this season and is only playing because of Clady's injury. Clark did allow a sack of Manning in his first game as a starter against Oakland in Week 3, and he also gave up a sack in the Week 17 win. Despite some occasional mistakes, the tackles have played well and blocked for long enough to let Manning make his reads and throw.

The line hasn't been able to keep Manning completely healthy, though. He sprained both ankles against the Jacksonville Jaguars in October, and those injuries lingered as a mini-controversy for part of the season.

There's also Manning's aforementioned ability to get rid of the ball fast, which has prevented him from hitting the turf more often. That's something his line doesn't overlook.

"We've got to make sure we're able to maintain our blocks for longer than what our average time of [Manning's] release is," Ramirez said.

Manning has made life easier for his teammates, but an 18-sack season is one to be proud of for a line that is not playing at full strength. After beginning the year with so much instability, Denver's offensive line has gone from a question mark to a dependable group.

# Variety the spice of Broncos' 'Five-10 Club'

By Jeff Legwold  
ESPN.com  
January 8, 2014

ENGLEWOOD, Colo. -- They don't have T-shirts yet, but if the Denver Broncos get three more wins over the next four weeks, the team's touchdown makers will really be the stuff dreams are made of.

Broncos wide receivers coach Tyke Tolbert calls them "the five-10 club." It's exclusive to be sure, and beyond having a future Hall of Famer at quarterback, it makes the Broncos' offense tough to decode. It has also made the battle on the Broncos' practice field just to get involved in some way one that has helped everyone.

"The hardest thing to do here is get on the field," Tolbert said of the Broncos' game day choices.

That's because the Broncos have, count 'em, five players who finished the regular season with at least 10 touchdowns. Five. No other team in league history has had more than three.

Wide receiver Demaryius Thomas had 14, running back Knowshon Moreno had 13 (10 of those rushing), tight end Julius Thomas had 12, wide receiver Eric Decker had 11 and wide receiver Wes Welker had 10 despite missing the last three games of the season. All with quarterback Peyton Manning dealing for a league-record 55 touchdown passes in Adam Gase's high-speed attack that set a league record with 606 points.

And just to frame things properly there were 23 players league-wide this season who finished with at least 10 touchdowns. The Broncos had 21.7 percent of the total and were the only team on the list with more than two players.

"It can be anybody at any time," Demaryius Thomas said. "It can be anywhere on the field to any of our guys. ... That's why everybody's always ready, so when the ball comes your way you can make a play, or if the ball doesn't come your way you can help somebody else make a play."

Case in point is Andre Caldwell, who had five catches in the Broncos' first 13 games. Then, in the first of three games Welker missed because of a concussion down the stretch, Manning had six completions to Caldwell, including two touchdowns.

"With Peyton Manning at quarterback, anybody can score at any given time," Tolbert said. "Our guys know that. ... All of a sudden Welker goes down, the next

game 'Bubba' comes in and he has two touchdowns."

Defending Manning has always been about choices for opposing coaches. Like when Manning led the Indianapolis Colts, they had to deal with likes of Marvin Harrison, Reggie Wayne, Dallas Clark, Edgerrin James and Joseph Addai through the years. And in 2004 the Colts featured an offense with three 1,000-yard receivers in Harrison, Wayne and Brandon Stokley to go with a 1,548-yard rusher in James.

Broncos cornerback Champ Bailey was on the field for Denver when that Colts team defeated the Broncos, 49-24, in an AFC wild-card game as Manning finished 27-of-33 passing for 458 yards and four touchdowns. Wayne, often in man coverage on then-rookie Roc Alexander, finished with 221 yards receiving and Clark finished with 112 yards.

"That team could come at you a lot of different ways," Bailey said. "This one, and time will tell, can spread it out even a little more, especially down in the red zone where offenses are always looking for those matchups to win. Defense is about tendencies sometimes, percentages and what teams have done in the past in similar situations, and this offense is tough that way. And Peyton has 10 more years' experience in the league, 10 more years of doing what he does, and that's a lot of time."

The Broncos had two 1,000-yard receivers this season in Demaryius Thomas (1,430) and Eric Decker (1,288) to go with 1,000-yard rusher Moreno (1,038). But what many defensive coaches say has made the Broncos' offense so difficult to decipher, is Manning's willingness to move the ball to the best matchup, rather than having "go-to" players in given situations.

Also many defensive coaches say they can find a way to offer at least some double coverage on three players in the pass pattern, but that things get dicey with the fourth. And if the offense's running back can contribute as a receiver as the fifth, then there are almost always choices for a quarterback savvy enough who has enough time to find them.

That has taken some potential predictability out of the equation as defenses prepare. The Broncos had five different players with at least 60 receptions. Gase has also used the running game more than most might think.

The Broncos finished the regular season with 461 rushing attempts – 11<sup>th</sup> in the league – and the team's 16 rushing touchdowns were tied for seventh in the league. Of the remaining teams in the playoffs the Broncos, the New England Patriots (second, with 19) and the San Francisco 49ers (fourth, 18) finished among the league's top seven in rushing scores.

"I think our guys just feel like anything can happen at any time with the guy we have at quarterback ... so they prepare like it, every rep is a championship rep in practice, and those opportunities come," Tolbert said. "I don't think we have the

kind of players who worry about the numbers. They just prepare and go play.”

The Broncos also enter the playoffs at full strength. The last time the Broncos faced the Chargers – a 27-20 San Diego win on Dec. 12 – was a game Welker did not play and was Caldwell’s two touchdown game. The Chargers were effective at getting to Manning at times with a variety of coverage looks that included safety Eric Weddle lining up all over the formation.

And while the Chargers did surrender the scores to Caldwell, they held Julius Thomas, Demaryius Thomas and Decker to just three receptions combined in the second half, forcing Manning to throw to running backs Moreno and Montee Ball. The Broncos did not have a pass play longer than 22 yards in the game.

Welker’s presence will likely change how the Chargers go about allocating their defensive resources.

“We all know he’s a dynamic player and he’s a guy that has been a big part of our offense this year. To have him back, San Diego is going to have to key on him,” Decker said. “They’re going to have to make sure they have a plan for him. It just opens everybody else up and it gives us more options, more opportunities.”

“I think everybody -- Wes and everybody that has come back from injury -- is going to be a big factor in this game,” Demaryius Thomas said. “They didn’t account for Wes last game because he didn’t play, but they will this game. It’s good for us because you don’t know what they’re going to throw at us, but it’s another weapon on the field to help us out.”

# Pro Bowl selections: Denver Broncos

By Jeff Legwold  
ESPN.com  
December 27, 2013

ENGLEWOOD, Colo. -- Touchdowns have their privileges.

In a historical season that has seen Denver Broncos quarterback Peyton Manning add to records here and set new records there, another Pro Bowl selection was added to the list Friday with several of his offensive teammates in tow.

Manning was named to his 13th Pro Bowl team, a record for quarterbacks he already held as of last season when he was named to his 12th. The 37-year-old was joined by wide receiver Demaryius Thomas, tight end Julius Thomas and guard Louis Vasquez, teammates from the league's highest-scoring offense, as well as kicker Matt Prater, who booted an NFL record 64-yard field goal this season. The Broncos offense needs just 18 points Sunday in the regular-season finale to set a new NFL single-season scoring record.

Hall of Fame guard Bruce Matthews holds the record with 14 career Pro Bowl selections

Manning leads the NFL with 51 touchdowns and 5,211 passing yards after 15 games. Manning has had at least 300 yards passing in 12 games this season and had at least 400 yard passing in four games. Manning has also had at least four touchdown passes in eight games.

Broncos head coach John Fox, who said following Broncos practice Friday he looked forward to seeing which Broncos made the Pro Bowl cut, was then asked if Manning had a chance.

With tongue firmly in cheek, Fox said "I'd say he's a strong candidate."

Demaryius Thomas was named to last year's Pro Bowl as an injury replacement. It was Julius Thomas' first Pro Bowl selection as it was for Vasquez.

It was a testament to the Broncos' personnel department as one of the team's first targets in free agency this past offseason was Vasquez. The team thought so highly of Vasquez it signed him for four years, the longest deal they offered to this year's crop of free agents.

The Broncos made Julius Thomas a fourth-round draft pick in 2011 despite the fact he had played just one season of football at Portland State after concluding his basketball career. Thomas' first two NFL seasons were largely derailed by an ankle injury he suffered on his first career catch in 2011 and the surgery he had following his rookie season.

It is a bit of a snub for wide receiver Eric Decker, who has 83 catches compared to Demaryius Thomas' 86 catches. Decker has 1,261 yards compared to Thomas' 1,317. But receiver is routinely one of the most competitive positions in the voting, especially given that 19 receivers currently have at least 1,000 yards receiving with seven more players with at least 900 yards receiving heading into the regular-season's final week.

Decker, guard Zane Beadles, running back Knowshon Moreno, wide receiver Wes Welker, center Manny Ramirez, cornerback Dominique Rodgers-Cromartie, linebacker Von Miller and special teams captain David Bruton are all alternates at varying levels.

Welker, who has been held out of the last two games, would have likely earned more consideration had he not missed the last two games. Teams conducted their Pro Bowl voting, among the players and coaches this past week, Broncos included.

Of course, the Broncos would rather have to beg off the Jan. 26 All-Star game, given players in the Super Bowl the following weekend will not be in Hawaii.

No players from the Broncos defense got the nod for the game, which means cornerback Champ Bailey, who has been named 12 times previously in his career, didn't make the cut for the first time since 2008 when he missed seven games because of a groin injury.

Bailey has played in just four games this season -- Sunday in Oakland will be his fifth -- because of a left foot injury he suffered in the preseason.

Miller, who suffered a season-ending right knee injury this past Sunday in Houston, had been selected to the last two Pro Bowls. But after starting the season with a six-game suspension, Miller had five sacks in his nine games.

[Click here for the complete Pro Bowl roster.](#)