INDIANAPOLIS COLTS WEEKLY PRESS RELEASE

Indiana Farm Bureau Football Center
P.O. Box 535000
Indianapolis, IN 46253
www.colts.com

AFC DIVISIONAL PLAYOFF

INDIANAPOLIS COLTS (12-5) vs. NEW ENGLAND PATRIOTS (12-4)
8:15 P.M. EST | SAT., JAN. 11, 2013 | GILLETTE STADIUM

COLTS TRAVEL TO NEW ENGLAND FOR AFC DIVISIONAL PLAYOFF

Indianapolis Colts WR-T.Y. Hilton

The No. 4 seed Indianapolis Colts (12-5) will continue their postseason journey this weekend when they take on the No. 2 seed New England Patriots (12-4) on Saturday night in an AFC Divisional matchup. Kickoff is set for 8:15 p.m. at Gillette Stadium.

In the AFC Wild Card Game against Kansas City (1/4/14), the Colts claimed a 45-44 victory, overcoming a 28-point second-half deficit to post the second-largest comeback in NFL postseason history.

Indianapolis recorded a postseason franchise-record 536 net yards, while the 45 points ranked second in team history. Quarterback **Andrew Luck** threw for 443 yards and four touchdowns, both of which were the second-highest postseason single-game totals in franchise history. Wide receiver **T.Y. Hilton** caught 13 passes for 224 yards and two touchdowns. His reception total tied for the second-most in NFL postseason history, while his receiving yardage ranked third. Hilton's two receiving touchdowns tied a franchise record.

New England earned a first-round bye week in the playoffs after recording a 12-4 record and earning the AFC East Division title. The Patriots finished the regular season with the third-ranked scoring offense (27.8 points/game), while ranking seventh in yards per game (384.5). Quarterback **Tom Brady** threw for 4,343 yards, 25 touchdowns, 11 interceptions and an 87.3 passer rating this year.

WEEKLY MEDIA AVAILABILITY

Tuesday, January 7
Noon – Coach Pagano Available
12:15-1 p.m. – Player Availability
12:15 p.m. - Designated Players at the Podium
1:40 p.m. – Practice (Limited Availability)
TBA – New England Head Coach Bill Belichick Conference Call
TBA – New England Quarterback Tom Brady Conference Call

Wednesday, January 8
Noon – Practice (Limited Availability)
1:45 p.m. – Coordinators/Players Available
1:45 p.m. – Designated Players at the Podium

Thursday, January 9
11:00 a.m. – Practice (Limited Availability)
After Practice – Coach Pagano Available
After Practice – Player Interviews
After Practice – Designated Players at the Podium

Friday, January 10
No Availability

Saturday, January 11
Colts at Patriots – 8:15 p.m.

BROADCAST INFORMATION

TV coverage: CBS
Play-by-Play: Greg Gumbel
Color Analyst: Dan Dierdorf
Sideline: Allie LaForce

Radio coverage: WFNI & WLHK
Play-by-Play: Bob Lamey
Color Analyst: Jim Sorgi
Sideline: Matt Taylor

Radio coverage: WestwoodOne Sports
Play-by-Play: Ian Eagle
Color Analyst: Trent Green
Sideline: Tony Boselli

INDIANAPOLIS COLTS 2013 SCHEDULE

PRESEASON (2-2)

Day	Date	Opponent	TV	Result
Sun.	**Aug. 11**	**BUFFALO**	**WNDY**	**L, 44-20**
Sun.	Aug. 18	at New York Giants	FOX	W, 20-12
Sat.	**Aug. 24**	**CLEVELAND**	**WNDY**	**W, 27-6**
Sun.	Aug. 29	at Cincinnati	WNDY	L, 27-10

REGULAR SEASON (11-5)

Day	Date	Opponent	TV	Result
Sun.	**Sept. 8**	**OAKLAND**	**CBS**	**W, 21-17**
Sun.	**Sept. 15**	**MIAMI**	**CBS**	**L, 24-20**
Sun.	Sept. 22	at San Francisco	CBS	W, 27-7
Sun.	Sept. 29	at Jacksonville	CBS	W, 37-3
Sun.	**Oct. 6**	**SEATTLE**	**FOX**	**W, 34-28**
Mon.	Oct. 14	at San Diego	ESPN	L, 19-9
Sun.	**Oct. 20**	**DENVER**	**NBC**	**W, 39-33**
Sun.	Oct. 27	BYE WEEK		
Sun.	Nov. 3	at Houston	NBC	W, 27-24
Sun.	**Nov. 10**	**ST. LOUIS**	**FOX**	**L, 38-8**
Thurs.	Nov. 14	at Tennessee	NFLN	W, 30-27
Sun.	Nov. 24	at Arizona	CBS	L, 40-11
Sun.	**Dec. 1**	**TENNESSEE**	**CBS**	**W, 22-14**
Sun.	Dec. 8	at Cincinnati	CBS	L, 42-28
Sun.	**Dec. 15**	**HOUSTON**	**CBS**	**W, 25-3**
Sun.	Dec. 22	at Kansas City	CBS	W, 23-7
Sun.	**Dec. 29**	**JACKSONVILLE**	**CBS**	**W, 30-10**

POSTSEASON (1-0)

Day	Date	Opponent	TV	Time/Result
Sat.	**Jan. 4**	**KANSAS CITY**	**NBC**	**W, 45-44**
Sat.	Jan. 11	New England	CBS	8:15 p.m.

MEDIA.COLTS.COM

TABLE OF CONTENTS / IMPORTANT NFL DATES

TABLE OF CONTENTS

Game Preview/Schedules 1
Table of Contents/Important Information 2
Colts Notes 3-9
Colts-Opponent Statistical Comparison 10-11
Head Coach Comparison 12
Connections 13
Probable Starters 14-15
Ryan Grigson Notes 16
Robert Mathis Notes 17-18
Andrew Luck Notes 19-20
Adam Vinatieri Notes 21-22
Coaches Locations on Gameday 23
Unofficial Colts Depth Chart 24
Colts Players By Position 25
How the Colts were Built 26
Colts Alphabetical Roster 27
Colts Numerical Roster 28
Colts Transactions 29-30
Colts Participation 31
2013 Colts Regular Season Stats 32
2013 Colts Regular Season Defensive Stats 33
2013 Colts Postseason Stats 34
2013 Colts Postseason Defensive Stats 35

COLTS 30TH ANNIVERSARY

The Indianapolis Colts will celebrate 30 seasons as an NFL franchise in Indianapolis this year. Professional football came to the city on March 28, 1984, when Robert Irsay moved the historic NFL franchise from Baltimore to Indianapolis.

Since moving to Indianapolis, the Colts have compiled a 253-226 (.528) regular season record in 479 total games. During that span, the team has posted one Super Bowl Championship in two appearances, 18 winning seasons, 16 playoff apperances and 13 10-win seasons.

COLTS ONLINE

COLTS.COM

MEDIA.COLTS.COM

Facebook.com/Colts

Twitter.com/Colts

IMPORTANT NFL DATES

JANUARY 11-12
Divisional Playoff Games.

JANUARY 12
Assistant coaches under contract to playoff clubs that won their Wild Card games may be interviewed for head coaching positions through the conclusion of Divisional Playoff games.

JANUARY 18
East-West Shrine Game, Tropicana Field, St. Petersburg, Florida.

JANUARY 19
AFC and NFC Championship Games.

JANUARY 25
Senior Bowl, Ladd-Peebles Stadium, Mobile, Alabama.

JANUARY 26
AFC-NFC Pro Bowl, Aloha Stadium, Honolulu, Hawaii.

JANUARY 26
An assistant coach, whose team is participating in the Super Bowl, who has previously interviewed for another club's head coaching job may have a second interview with such club no later than the Sunday preceding the Super Bowl.

FEBRUARY 2
Super Bowl XLVIII, MetLife Stadium, New York-New Jersey.

FEBRUARY 3
Waiver system begins for 2014. A 24-hour claiming period will be in effect through the Friday prior to the last regular season game (waivers requests made on Friday and Saturday of each week will expire at 4:00 p.m., New York time, on the following Monday.) Players with at least four previous pension-credited seasons whom a club desires to terminate are not subject to the waiver system until after the trading deadline.

FEBRUARY 17
First day for clubs to designate Franchise or Transition Players.

FEBRUARY 19-25
Combine Timing and Testing, Lucas Oil Stadium, Indianapolis, Indiana.

MARCH 3
Prior to 4:00 p.m., New York time, deadline for clubs to designate Franchise or Transition Players.

2013 HONORS

S-ANTOINE BETHEA
• Colts Man of the Year

ILB-JERRELL FREEMAN
• AFC Defensive Player of the Week - Week 16

QB-ANDREW LUCK
• AFC Offensive Player of the Week - Week 7

OLB-ROBERT MATHIS
• Pro Bowl
• Deacon Jones Award
• *Associated Press* First Team NFL All-Pro
• AFC Defensive Player of the Month - October

DE-CORY REDDING
• Ed Block Courage Award

K-ADAM VINATIERI
• AFC Special Teams Player of the Week - Week 11
• AFC Special Teams Player of the Week - Week 17

OFFENSIVE FIRE POWER

In the Colts' 45-44 comeback win over the Kansas City Chiefs in the AFC Wild Card Game (1/4/14), the team recorded 536 total net yards, which set a franchise record for a postseason game and tied for the ninth-most in NFL postseason history. The Colts also threw for 436 net yards, which was the second-most for a postseason game in franchise history. Indianapolis' 45 points are the second-most in a postseason game in franchise history (49 vs. Denver on Jan. 9, 2005).

MOST NET YARDS, COLTS POSTSEASON HISTORY

Date	Opponent	Net Yards
1/4/14	**vs. Kansas City**	**536**
1/9/05	vs. Denver	530
1/4/04	vs. Denver	479

MOST NET PASSING YARDS, COLTS POSTSEASON HISTORY

Date	Opponent	Passing Yards
1/9/05	vs. Denver	454
1/4/14	**vs. Kansas City**	**436**
1/13/08	vs. San Diego	402

MOST POINTS SCORED, COLTS POSTSEASON HISTORY

Date	Opponent	Points
1/9/05	vs. Denver	49
1/4/14	**vs. Kansas City**	**45**
1/4/04	vs. Denver	41

COMEBACK FOR THE AGES

The Colts trailed by 28 points (38-10) with 12 minutes remaining in the third quarter of their AFC Wild Card Game against Kansas City (1/4/14). With the win, Indianapolis tallied the second-largest comeback in NFL postseason history (Buffalo Bills 32-point comeback against the Houston Oilers on Jan. 3, 1993). It also marked the first time in NFL history (regular season or postseason) that a team had won a game in regulation (no overtime) after trailing by as many as 28 points.

LUCK CLIMBING THE CHARTS

Quarterback **Andrew Luck** ranks in the top five in several Colts postseason career charts, including passing attempts, completions, yards and touchdowns. Below is a look at where Luck ranks in each category:

MOST CAREER PASSING ATTEMPTS IN POSTSEASON, COLTS HISTORY

Player	Years	Attempts
Peyton Manning	1998-2010	718
Johnny Unitas	1956-1972	226
Jim Harbaugh	1994-1997	119
Andrew Luck	**2012-2013**	**99**

MOST CAREER COMPLETIONS IN POSTSEASON, COLTS HISTORY

Player	Years	Completions
Peyton Manning	1998-2010	453
Johnny Unitas	1956-1972	120
Jim Harbaugh	1994-1997	61
Andrew Luck	**2012-2013**	**57**

MOST CAREER PASSING YARDS IN POSTSEASON, COLTS HISTORY

Player	Years	Games
Peyton Manning	1998-2010	5,389
Johnny Unitas	1956-1972	1,663
Andrew Luck	**2012-2013**	**731**
Jim Harbaugh	1994-1997	688

MOST CAREER PASSING TOUCHDOWNS IN POSTSEASON, COLTS HISTORY

Player	Years	Touchdowns
Peyton Manning	1998-2010	29
Johnny Unitas	1956-1972	7
Jim Harbaugh	1994-1997	5
Andrew Luck	**2012-2013**	**4**

LUCK'S CAREER DAY

In the Colts' 45-44 comeback win over the Kansas City Chiefs in the AFC Wild Card Game (1/4/14), quarterback **Andrew Luck** completed 29-of-45 passes for 443 yards, four touchdowns and three interceptions for a 98.7 passer rating.

- Luck's 443 passing yards marked the fifth-highest total in an NFL postseason game and the second-most in franchise history (Peyton Manning, 458 yards vs. Denver on Jan. 9, 2005).
- His four touchdown passes tied for the 11th-most in an NFL postseason contest and tied for the second-most in franchise history. It also marked the third time in team history that a quarterback threw for four-or-more touchdowns in a postseason game.
- With 45 passing attempts, Luck passed Earl Morrall (79) for the fourth-most passing attempts in Colts postseason history.
- With 29 completions, Luck passed Earl Morrall (37) for the fourth-most completions in Colts postseason history.
- With 443 yards, Luck passed Earl Morrall (667) for the fourth-most passing yards in franchise postseason history.
- With four touchdowns, Luck passed Earl Morrall and Jack Trudeau (two) for the fourth-most touchdown passes in Colts postseason history.
- Luck's 45 rushing yards were the second-most in a playoff game by a Colts quarterback (48, Jim Harbaugh on Jan. 7, 1996).
- Luck became the first player in NFL history to record a passing touchdown and a fumble recovery for a touchdown in the same game in postseason history.
- Including playoffs, Luck has won seven career games after trailing by double-digits, the most such wins in the NFL since the start of the 2012 season.

HILTON'S RECORD PERFORMANCE

In the Colts' 45-44 comeback win over the Kansas City Chiefs in the AFC Wild Card Game (1/4/14), wide receiver **T.Y. Hilton** led the team in receiving and added his first career postseason 100- and 200-yard receiving performance with 13 catches for 224 yards and two touchdowns.

- Hilton's 13 catches tied for the second-most in NFL postseason history in a single game and set a franchise postseason record.
- His 224 receiving yards ranked as the third-most for a single game in NFL postseason history and set a team postseason record. It was also the second 200-yard receiving game in Colts postseason history.
- Hilton's two receiving touchdowns tied a franchise record and marked the fourth time in team postseason history that a receiver caught two touchdowns.

MOST RECEPTIONS IN A SINGLE GAME, NFL POSTSEASON HISTORY

Player	Team	Opp.	Date	Receptions
Darren Sproles	NO	SF	1/14/12	15
T.Y. Hilton	**IND**	**KC**	**1/4/14**	**13**
Chad Morton	NO	MIN	1/6/01	13
Shannon Sharpe	DEN	LAA	1/9/94	13
Thurman Thomas	BUF	CLE	1/6/90	13
Kellen Winslow	SD	MIA	1/2/82	13

MOST RECEIVING YARDS IN A SINGLE GAME, NFL POSTSEASON HISTORY

Player	Team	Opp.	Date	Rec. Yards
Eric Moulds	BUF	MIA	1/2/99	240
Anthony Carter	MIN	SF	1/9/88	227
T.Y. Hilton	**IND**	**KC**	**1/4/14**	**224**
Reggie Wayne	IND	DEN	1/9/05	221
Steve Smith	CAR	CHI	1/15/06	218

MOST RECEIVING TOUCHDOWNS IN A SINGLE GAME, COLTS POSTSEASON HISTORY

Player	Team	Opp.	Date	Rec. TDs
T.Y. Hilton	**IND**	**KC**	**1/4/14**	**2**
Marvin Harrison	IND	DEN	1/4/04	2
Brandon Stokley	IND	DEN	1/4/04	2
Reggie Wayne	IND	DEN	1/9/05	2

VINATIERI IN THE POSTSEASON

Kicker **Adam Vinatieri** holds several career postseason records, including points scored, field goals made and consecutive games scoring. Below is a look at how he ranks in NFL history:

MOST CAREER POINTS SCORED IN POSTSEASON, NFL HISTORY

Player	Years	Points
Adam Vinatieri	**1996-2013**	**205**
David Akers	1998-2013	175
Gary Anderson	1982-2004	153

MOST CAREER FIELD GOALS MADE IN POSTSEASON, NFL HISTORY

Player	Years	FGs Made
Adam Vinatieri	**1996-2013**	**49**
David Akers	1998-2013	39
Gary Anderson	1982-2004	32

MOST CAREER PATs IN POSTSEASON, NFL HISTORY

Player	Years	PATs
Adam Vinatieri	**1996-2013**	**58**
David Akers	1998-2013	58
Gary Anderson	1982-2004	57

MOST CONSECUTIVE GAMES SCORING IN POSTSEASON, NFL HISTORY

Player	Years	Games
Adam Vinatieri	**1996-2013**	**26**
David Akers	1998-2013	24
George Blanda	1949-1975	19

MATHIS & BETHEA IN THE POSTSEASON

Outside linebacker **Robert Mathis** currently ranks second in franchise history in postseason sacks with 5.5 for his career. He trails only Dwight Freeney who tallied 9.0 career postseason sacks. Safety **Antoine Bethea** has recorded four postseason interceptions, the third-most in Colts history, behind Jerry Logan and Rick Volk with five apiece.

MOST CAREER SACKS IN POSTSEASON, COLTS HISTORY

Player	Years	Sacks
Dwight Freeney	2002-2012	9.0
Robert Mathis	**2003-2013**	**5.5**
Larry Tripplett	2002-2005	3.0

MOST CAREER INTERCEPTIONS IN POSTSEASON, COLTS HISTORY

Player	Years	Interceptions
Jerry Logan	1964-1971	5
Rick Volk	1968-1971	5
Antoine Bethea	**2006-2013**	**4**

COLTS VS. THE FIELD

The Colts hold an all-time postseason record of 9-4 and a 75-90 regular season record against AFC playoff teams. This season, the Colts are 3-2 against the field, beating Denver and Kansas City (twice), while falling to Cincinnati and San Diego.

COLTS RECORD AGAINST AFC PLAYOFF TEAMS

Team	Reg. Season	Postseason	Last Meeting
Denver	9-11	2-0	10/20/13 - W, 39-33
New England	**28-45**	**1-2**	**11/18/12 - L, 59-24**
Cincinnati	16-10	1-0	12/8/13 - L, 42-28
Kansas City	12-8	4-0	1/4/14 - W, 45-44
San Diego	9-16	1-2	10/14/13 - L, 19-9
Totals	**75-90**	**9-4**	

COLTS PLAYOFF DEBUTS

A total of 14 Colts players made their playoffs debut last weekend against the Kansas City Chiefs (1/4/14). Safety **Corey Lynch** (six seasons) and wide receiver **Darrius Heyward-Bey** (five seasons) played the most years of anyone on the team before competing in their first postseason game.

Player	Experience
Da'Rick Rogers	R
Griff Whalen	2
Trent Richardson	2
Stanley Havili	2
Corey Lynch	6
Kelvin Sheppard	3
Josh McNary	R
Cam Johnson	1
Jeris Pendleton	2
Hugh Thornton	R
Darrius Heyward-Bey	5
Jack Doyle	R
Bjoern Werner	R
Josh Chapman	2

DIVISIONAL DOMINANCE

Since the AFC South was formed prior to the 2002 regular season, the Colts have won eight division titles. Over that time span, only New England (10) has won more division titles. Only seven teams have won their division five-or-more times since 2002:

MOST DIVISION TITLES SINCE 2002

Team	Division	Titles
New England	AFC East	10
Indianapolis	**AFC South**	**8**
Green Bay	NFC North	7
Philadelphia	NFC East	6
Seattle	NFC West	6
San Diego	AFC West	5
Pittsburgh	AFC North	5

11-WIN SEASONS

Head Coach **Chuck Pagano** led the Colts to 11 victories this season for the second consecutive year. He became the first head coach in team history to accomplish the feat and the eighth in NFL history.

HEAD COACHES TO WIN 11-PLUS GAMES IN EACH OF FIRST TWO SEASONS WITH A TEAM

Head Coach	Team	Seasons
Chuck Pagano	**Colts**	**2012-13**
Jim Harbaugh	49ers	2011-12
Dave Wannstedt	Dolphins	2000-01
Steve Mariucci	49ers	1997-98
Barry Switzer	Cowboys	1994-95
George Seifert	49ers	1989-90
Roy Andrews	Giants	1929-30
Guy Chamberlin	Yellow Jackets	1925-26

ALL HANDS ON DECK

The Colts had 73 players take at least one snap in a game this season, which led the NFL. Over the past two seasons (2012-13), the Colts rank second in the league with 141 players who have played a regular season game for the team.

MOST PLAYERS TO PLAY IN A GAME IN 2013

Team	Players
Indianapolis	**73**
Houston	69
Jacksonville	68
Dallas	68
Green Bay	65

MOST PLAYERS TO PLAY IN A GAME IN 2012 AND 2013 COMBINED

Team	2012	2013	Total
Jacksonville	75	68	143
Indianapolis	**68**	**73**	**141**
Dallas	65	68	133
Detroit	68	64	132

COLTS POSTSEASON CAREER STATISTICS

PASSING	G	GS	Att	Cmp	Pct	Yds	Yd/A	TD	Int	Lg	Sack	Lost	Rate
M. Hasselbeck	11	11	406	237	58.4	2741	6.8	18	9	46	19	115	84.4
A. Luck	2	2	99	57	57.6	731	7.4	4	4	64t	4	28	77.5

RUSHING/RECEIVING	G	GS	Rush	Yds	Avg	Lg	TD	Rec	Yds	Avg	Lg	TD
L. Brazill	2	1	0	0	-	-	0	5	71	14.2	30	0
D. Brown	4	1	27	101	3.7	13	1	7	73	10.4	25	1
T. Choice	3	0	15	43	2.9	9	1	1	6	6.0	6	0
J. Doyle	1	0	0	0	0.0	0	0	0	0	0.0	0	0
C. Fleener	2	2	0	0	-	-	0	8	71	8.9	18	1
M. Hasselbeck	11	11	25	119	4.8	18	1	0	0	-	-	0
T. Hilton	2	1	0	0	-	-	0	21	290	13.8	64t	2
A. Luck	2	2	11	80	7.3	21	0	0	0	-	-	0
T. Richardson	1	0	1	0	0.0	0	0	0	0	-	-	0
D. Rogers	1	0	0	0	-	-	0	1	46	46.0	46	0
W. Saunders	2	1	0	0	-	-	0	0	0	-	-	0
G. Whalen	1	1	0	0	-	-	0	2	26	13.0	17	0

DEFENSE	G	GS	Tot	Tack	Asst	Sack	Yds	Int	Yds	TD	FF	FR	PD	SP Tk	SP A
A. Bethea	12	12	68	56	12	0.0	0.0	4	52	0	1	0	8	0	0
S. Brown	6	0	0	0	0	0.0	0.0	0	0	0	0	0	0	5	1
D. Butler	4	0	11	9	2	0.0	0.0	0	0	0	0	0	1	0	0
J. Chapman	1	0	3	1	2	0.0	0.0	0	0	0	0	0	0	0	0
T. Choice	3	0	0	0	0	0.0	0.0	0	0	0	0	0	0	0	2
K. Conner	3	1	12	10	2	0.0	0.0	0	0	0	0	0	0	1	1
V. Davis	2	2	3	3	0	0.0	0.0	0	0	0	0	0	3	0	0
A. Franklin	4	2	2	0	2	0.0	0.0	0	0	0	0	0	0	0	0
J. Freeman	2	2	12	8	4	0.0	0.0	0	0	0	0	0	1	0	0
J. Gordy	2	0	5	4	1	0.0	0.0	0	0	0	0	0	1	1	0
S. Havili	1	0	0	0	0	0.0	0.0	0	0	0	0	0	0	0	1
D. Heyward-Bey	1	0	0	0	0	0.0	0.0	0	0	0	0	0	0	0	1
R. Jean Francois	6	1	4	2	2	1.0	2.0	0	0	0	0	0	1	0	0
C. Johnson	1	0	0	0	0	0.0	0.0	0	0	0	0	0	0	0	0
L. Landry	2	2	12	9	3	0.0	0.0	2	2	0	0	0	2	1	0
C. Lynch	1	0	2	1	1	0.0	0.0	0	0	0	0	0	0	0	0
R. Mathews	3	0	3	1	2	0.0	0.0	0	0	0	0	0	1	0	0
R. Mathis	17	10	39	27	12	5.5	53.0	0	0	0	3	1	2	9	3
J. McNary	1	0	3	2	1	0.0	0.0	0	0	0	0	0	0	1	3
F. Moala	1	1	2	2	0	0.0	0.0	0	0	0	0	0	0	0	0
J. Pendleton	1	0	0	0	0	0.0	0.0	0	0	0	0	0	0	0	0
C. Redding	6	5	18	12	6	0.5	4.5	0	0	0	1	1	1	0	0
K. Sheppard	1	1	4	2	2	0.0	0.0	0	0	0	0	1	0	0	0
A. Studebaker	2	0	0	0	0	0.0	0.0	0	0	0	0	0	0	0	2
G. Toler	3	1	8	7	1	0.0	0.0	0	0	0	0	0	1	0	0
C. Vaughn	1	1	4	4	0	0.0	0.0	0	0	0	0	0	0	0	0
E. Walden	8	5	21	15	6	2.0	7.0	0	0	0	1	0	1	0	0
B. Werner	1	0	0	0	0	0.0	0.0	0	0	0	0	0	0	0	0

PUNTING	G	Num	Blk	Yds	Avg	Lg	TB	In20	Ret	RetYds	NetYds	NetAvg
P. McAfee	6	21	0	948	45.1	56	1	4	10	94	834	39.7

KICKING	G	FGM	FGA	Pct	XPM	XPA	1-19	20-29	30-39	40-49	50+	Lg	KO	TB
A. Vinatieri	26	49	59	83.1	58	58	1-1	17-17	11-14	16-22	4-5	52	116	6
P. McAfee	6	0	0	-	0	0	0-0	0-0	0-0	0-0	0-0	-	32	6

RETURNING	G	PR	FC	Yds	Avg	Lg	TD	KR	Yds	Avg	Lg	TD
L. Brazill	2	0	0	0	-	-	0	3	90	30.0	34	0
D. Butler	4	0	0	0	-	-	0	4	72	18.0	42	0
G. Whalen	1	0	2	0	-	-	0	0	0	-	-	0

OFFENSIVE LINEMEN	GP	GS
A. Castonzo	2	2
G. Cherilus	2	2
J. Linkenbach	3	2
M. McGlynn	5	4
M. Overton	2	0
S. Satele	3	3
H. Thornton	1	1

WHAT TO LOOK FOR THIS WEEK

WITH A WIN, THE COLTS WOULD...
• Improve their all-time postseason record to 21-21.
• Improve their all-time record against the Patriots to 30-47 and 2-2 in the postseason.
• Win their second straight postseason game over the Patriots.
• Improve to 2-1 in the postseason under Head Coach Chuck Pagano (2012-13).

S-ANTOINE BETHEA
• Needs one interception to tie Jerry Logan and Rick Volk (5) for the most interceptions in Colts postseason history.

RB-DONALD BROWN
• Needs five rushes to pass Tom Nowatzke (31) for 11th-most, seven rushes to pass Lenny Moore (33) for 10th-most, eight rushes to pass Don Nottingham (34) for ninth-most, 20 rushes to pass Lamont Warren (46) for eight-most and 35 rushes to pass Jerry Hill (61) for seventh-most rushing attempts in Colts postseason history.
• Needs four rushing yards to pass Lenny Moore (104) for 11th-most, 25 yards to pass Don Nottingham (125) for 10th-most, 33 yards to pass Lamont Warren (133) for ninth-most, 61 yards to pass Zack Crockett (161) for eighth-most and 85 yards to pass Lydell Mitchell (185) for seventh-most in Colts postseason history.

WR-T.Y. HILTON
• Needs one reception to pass Brandon Stokley (22) for seventh-most, six receptions to pass Pierre Garcon (26) for sixth-most and eight receptions to pass Edgerrin James (28) for fifth-most in Colts postseason history.
• Needs seven receiving yards to pass John Mackey (296) for eight-most, nine receiving yards to pass Joseph Addai (298) for seventh-most, 44 receiving yards to pass Brandon Stokley (333) for sixth-most, 74 receiving yards to pass Pierre Garcon (363) for fifth-most and 91 receiving yards to pass Eddie Hinton (380) for fourth-most in Colts postseason history.
• Needs one touchdown reception to tie Pierre Garcon and Brandon Stokley (three) for third-most and two touchdown receptions to tie Dallas Clark (four) for second-most in Colts postseason history.

QB-ANDREW LUCK
• Needs 21 passing attempts to pass Jim Harbaugh (119) for the third-most passing attempts in Colts postseason history.
• Needs five completions to pass Jim Harbaugh (61) for the third-most completions in Colts postseason history.
• Needs two touchdown completions to pass Jim Harbaugh (five) for the third-most and four touchdown completions to pass Johnny Unitas (seven) for the second-most touchdown passes in Colts postseason history.

OLB-ROBERT MATHIS
• Needs 4.0 sacks to pass Dwight Freeney (9.0) for the most sacks in Colts postseason history.

P-PAT McAFEE
• Needs three punts to pass Chris Gardocki (23) for the third-most in Colts postseason history.
• Needs two punts inside the 20-yard line to pass Chris Gardocki (five) for the second-most in Colts postseason history.
• Needs five kickoffs to pass Adam Vinatieri (36) for the most in Colts postseason history.

K-ADAM VINATIERI
• Needs one made PAT to pass David Akers (58) for the most in NFL postseason history.
• Needs two PAT attempts to pass David Akers (59) for the most in NFL postseason history.
• Needs one 50-plus-yard field goal attempt to tie Jeff Wilkins (six) for the most in NFL postseason history.
• Needs three made PATs to pass Mike Vanderjagt for the most in Colts postseason history.

EARLY SUCCESS

Wide receiver **T.Y. Hilton** set career highs with 11 receptions for 155 receiving yards against Jacksonville (12/29) and posted his first career 1,000-yard season. Hilton's nine first half receptions are the third-most for the Colts in a first half of play dating back to 1991 and the most since Dallas Clark caught 11 passes in the first half against Houston on Nov. 8, 2009.

In Week 9 at Houston (11/3), Hilton caught seven passes for 121 yards and three touchdowns on *Sunday Night Football*. While setting a career-high in touchdowns, he also tied the franchise single-game record for receiving touchdowns, becoming only the 10th player in Colts history to score three in one game. Hilton now has 10 career 100-yard receiving performances, which is the most in a Colts player's first two seasons.

MOST RECEIVING YARDS IN PLAYER'S FIRST TWO SEASONS, COLTS HISTORY

Player	Receiving Yards	Seasons
T.Y. Hilton	**1,944**	**2012-13**
Bill Brooks	1,853	1986-87
Marvin Harrison	1,702	1996-97

MOST 100-YARD RECEIVING GAMES IN PLAYER'S FIRST TWO SEASONS, COLTS HISTORY

Player	100-Yard Games	Seasons
T.Y. Hilton	**10**	**2012-13**
Bill Brooks	3	1986-87
Anthony Gonzalez	3	2007-08
Andre Rison	3	1989
Reggie Wayne	3	2001-02
Terrence Wilkins	3	1999-2000

MOST RECEPTIONS IN PLAYER'S FIRST TWO SEASONS, COLTS HISTORY

Player	Receptions	Seasons
Marvin Harrison	137	1996-97
T.Y. Hilton	**132**	**2012-13**
Edgerrin James	125	1999-2000

NO FRIENDLY FIRE

The Colts recorded the fewest turnovers and penalties in the NFL this season and became the first team to finish a season ranked first in both categories since the 2002 Kansas City Chiefs. They are only the second team in the past 26 seasons to accomplish the feat.

The Colts also set new franchise lows for a single season with 14 turnovers and four fumbles lost. The previous record for turnovers in a season was 17, set in 2004 and 2008.

FEWEST TURNOVERS IN A SEASON, COLTS HISTORY

Year	Turnovers
2013	**14**
2004	17
2008	17
1975	18

FEWEST FUMBLES LOST IN A SEASON, COLTS HISTORY

Year	Turnovers
2013	**4**
2008	5
2009	5
1998	5
2007	5

FEWEST TURNOVERS, 2013 SEASON

Team	Turnovers	Turnover Differential
COLTS	**14**	**+13**
Kansas City	18	+18
San Francisco	18	+12

FEWEST PENALTIES, 2013 SEASON

Team	Penalties	Penalty Yards
COLTS	**66**	**576**
New England	69	625
Miami	70	598
Minnesota	70	695

BROWN HIGHLIGHTS

Throughout the season, running back **Donald Brown** has contributed with several career-high numbers. Below are some of his season highlights:

• In Week 10 against St. Louis (11/10), Brown scored the first receiving touchdown of his career, while tying a career-high in receptions (five) and posting his second-highest total in receiving yards (64).

• In Week 11 on *Thursday Night Football* at Tennessee (11/14), he recorded a career-high two rushing touchdowns, while posting season highs in rushing attempts (14) and yards (80).

• In Week 13 against Tennessee (12/1), he earned his first start of the season and rushed 14 times for 54 yards (3.9 avg.), while scoring a touchdown in the fourth quarter to seal the victory.

• In Week 16 at Kansas City (12/22), he tallied a rushing and a receiving touchdown for the first time in his career. He was also the first Colts player to accomplish the feat since Joseph Addai did on 11/15/09.

• In Week 17 against Jacksonville (12/29), Brown scored on a one-yard touchdown run, marking the second time in his career he posted rushing touchdowns in back-to-back games.

• Brown finished the 2013 season with a 5.3 yards per carry average, which is the highest mark for a Colts player since 1961 (Lenny Moore, 7.0).

INTERCEPTION LEADERS

Cornerback **Darius Butler** leads the team with four interceptions this year. Since 2012, he has recorded eight picks, which ranks tied for fifth in the NFL during that span.

MOST INTERCEPTIONS, SINCE 2012

	Player	Team	Interceptions
1.	Richard Sherman	Seattle	16
2.	Tim Jennings	Chicago	13
3.	Patrick Peterson	Arizona	10
4.	Jairus Byrd	Buffalo	9
5t.	**Darius Butler**	**Indianapolis**	**8**
5t.	Four others		8

COLTS CLINCH AFC SOUTH DIVISION

AFC SOUTH CHAMPIONS

The Colts clinched the AFC South Division championship in Week 14. It marked their eighth AFC South title since 2002 and their first since the 2010 season.

Overall, the Colts have claimed 15 division titles in franchise history, including six in the AFC East and one in the Coastal Division. The team also won four NFL Western Conference titles between 1958 and 1965. Below is the full list of Colts division/conference championships in franchise history:

AFC SOUTH DIVISION
2003-07, 2009, 2010, 2013

AFC EAST DIVISION
1970, 1975-77, 1987, 1999

NFL WESTERN CONFERENCE - COASTAL DIVISION
1968

NFL WESTERN CONFERENCE
1958, 1959, 1964, 1965

QUICK TURNAROUND

The Colts have played 31 games without consecutive losses, which is the fifth-longest streak in franchise history. Under Head Coach Chuck Pagano (2012-13), the Colts have gone 32 games without losing two in a row, which is tied for the second-longest streak for a Colts head coach. Pagano holds the longest such streak in franchise history to start a career, surpassing Don McCafferty who began his tenure with the Colts by recording 28 straight games without consecutive losses from Sept. 20, 1970 to Dec. 19, 1971.

MOST GAMES PLAYED WITHOUT CONSECUTIVE LOSSES, COLTS HISTORY

Games	Start	End	Coach(es)
40	10/05/69	12/19/71	D. Shula/D. McCafferty
34	10/26/75	11/27/77	Ted Marchibroda
32	11/10/63	12/05/65	Don Shula
32	12/04/66	09/21/69	Don Shula
31	**09/16/12**	**Present**	**Chuck Pagano**
30	11/10/02	10/24/04	Tony Dungy

COLTS COACHES MOST GAMES PLAYED WITHOUT CONSECUTIVE LOSSES

Games	Coach (*Start of Career)	Start	End
34	Ted Marchibroda	10/26/75	11/27/77
32	**Chuck Pagano***	**09/09/12**	**Present**
32	Don Shula	11/10/63	12/05/65
32	Don Shula	12/04/66	09/21/69
30	Tony Dungy	11/10/02	10/24/04
28	Don McCafferty*	09/20/70	12/19/71

BOUNCING BACK

Under Head Coach Chuck Pagano (2012-13), the Colts have recorded a 10-0 record in regular season games immediately following a loss. In 2012, Indianapolis was one of only four teams (ATL, GB, SF) to not lose consecutive games all season long.

COLTS GAMES FOLLOWING A LOSS, SINCE 2012

Game 1	Result	Game 2	Result
2012 (5-0)			
Week 1 at CHI	L, 41-21	Week 2 vs. MIN	W, 23-20
Week 3 vs. JAX	L, 22-17	Week 5 vs. GB	W, 30-27
Week 6 at NYJ	L, 35-9	Week 7 vs. CLE	W, 17-13
Week 11 at NE	L, 59-24	Week 12 vs. BUF	W, 20-13
Week 15 at HOU	L, 29-17	Week 16 at KC	W, 20-13
2013 (5-0)			
Week 2 vs. MIA	L, 24-20	Week 3 at SF	W, 27-7
Week 6 at SD	L, 19-9	Week 7 vs. DEN	W, 39-33
Week 10 vs. STL	L, 38-8	Week 11 at TEN	W, 30-27
Week 12 at ARZ	L, 40-11	Week 13 vs. TEN	W, 22-14
Week 14 at CIN	L, 42-28	Week 15 vs. HOU	W, 25-3

MR. DEPENDABLE

Safety **Antoine Bethea** has started all 123 games he has participated in dating back to his rookie campaign. With a career-high 17 tackles (10 solo) at Cincinnati (12/8/13), he topped 100 tackles for the sixth consecutive season. Bethea has also paced the Colts in interceptions over the last eight seasons. Below is a look at Bethea's numbers over the course of his career:

BETHEA'S 100-TACKLE SEASONS

2013 - 121 (86 solo)
2012 - 123 (83 solo)
2011 - 139 (80 solo)
2010 - 106 (77 solo)
2009 - 120 (75 solo)
2008 - 126 (83 solo)

COLTS INTERCEPTION LEADERS (2006-2013)

1. Antoine Bethea	**14**
2. Kelvin Hayden	9
3. Darius Butler	8

BREAKOUT GAMES

In Week 14 at Cincinnati (12/8), wide receivers **LaVon Brazill** and **Da'Rick Rogers** became the sixth Colts pair in franchise history to record two receiving touchdowns apiece in a single game and the first since Marvin Harrison and Brandon Stokley notched three touchdowns each at Detroit on November 25, 2004. In only his second career NFL contest, Rogers led the Colts in receiving with six catches for 107 yards and two touchdowns. He became the first Colts undrafted player to record 100-plus receiving yards and two receiving touchdowns in a single game. He is also the fourth rookie and the first undrafted rookie in the NFL this season to record 100-plus receiving yards and two receiving touchdowns in a single game. Brazill posted three catches for 53 yards and two touchdowns, marking his first career multiple-touchdown game.

FOUR TAKEAWAYS

The Colts forced a season-high four turnovers in Week 13 against the Titans (12/1), marking the first time since Nov. 14, 2010 (Colts 23 vs. Bengals 17) that the Colts have recorded four-or-more takeaways in a single game. Cornerback **Cassius Vaughn** and inside linebacker **Jerrell Freeman** each had two takeaways in the game. Vaughn contributed with a career-high two intereptions, while Freeman recovered a Robert Mathis sack-forced fumble and intercepted a pass to end Tennessee's final drive of the game.

BIG-PLAY THREAT

Since the Colts selected **T.Y. Hilton** in the third round of the 2012 NFL Draft, he ranks sixth in the NFL in 100-yard receiving games, while ranking tied for third in 50-plus-yard touchdowns.

MOST 100-YARD RECEIVING GAMES, SINCE 2012

Player	Team	Games
Calvin Johnson	DET	18
Demaryius Thomas	DEN	13
Brandon Marshall	CHI	13
Andre Johnson	HOU	12
A.J. Green	CIN	11
T.Y. Hilton	**IND**	**10**

MOST 50-PLUS-YARD TOUCHDOWNS, SINCE 2012

Player	Team	50-yd TD
A.J. Green	CIN	7
Adrian Peterson	MIN	6
T.Y. Hilton	**IND**	**5**
Josh Gordon	CLE	5
Jacoby Jones	BAL	5
Tavon Austin	STL	4
Dez Bryant	DAL	4
Victor Cruz	NYG	4
Trindon Holliday	DEN	4
Chris Johnson	TEN	4

INSIDE THE 20

In Week 17 vs. Jacksonville punter **Pat McAfee** pinned three punts inside the 20-yard line, bringing his total to 27 for the year, which set a new franchise single-season record. In Week 7 vs. Denver, McAfee pinned six punts inside the 20-yard line, setting a new single-game franchise record. The previous record of five was held by David Lee (12/4/76) and Rohn Stark (11/11/90). McAfee has now pinned 116 punts inside the 20-yard line for his career, which ranks third in Colts history since 1976.

MOST CAREER PUNTS PINNED INSIDE THE 20-YARD LINE, COLTS HISTORY, SINCE 1976

Player	Years	In-20
Rohn Stark	1982-1994	224
Hunter Smith	1999-2008	193
Pat McAfee	**2009-2013**	**116**

MOST SINGLE-SEASON PUNTS PINNED INSIDE THE 20-YARD LINE, COLTS HISTORY, SINCE 1976

Player	Year	In-20
Pat McAfee	**2013**	**27**
Pat McAfee	2012	26
Hunter Smith	2002	26

COUNT ME IN

Safety **Antoine Bethea** currently ranks first among active NFL safeties with 96 consecutive games started. Before being placed on Injured Reserve on 10/22/13, wide receiver **Reggie Wayne** led all active wide receivers and ranked second among all active players in consecutive games played (189).

CONSECUTIVE GAMES STARTED, ACTIVE NFL SAFETIES

Player	Games
Antoine Bethea, IND	**96**
Dawan Landry, NYJ	80
Yeremiah Bell, ARZ	73
Glover Quin, DET	68
Three players	64

NICE TO SEE YOU AGAIN

Since 2008, the Colts have posted a 17-1 record against divisional opponents the second time they play them in a season. That mark is tops in the NFL over the past six seasons. The only loss came in 2011 against the Jaguars.

BEST WIN % AGAINST DIVISIONAL OPP. IN SECOND MEETING OF A SEASON, SINCE 2008

Team	Record	Winning Pct.
COLTS	**17-1**	**.944**
Patriots	14-4	.778
Chargers	14-4	.778
Steelers	13-5	.722
Packers	11-6-1	.639

COMING OUT OF THE BYE WEEK

The Colts have posted an 11-3 record in games immediately following the bye week since 2000. From 2005-2010, the Colts won the game following the bye week six consecutive times. This year marked the fourth time the Colts have played the Texans following the bye week. Indianapolis has won each of the four matchups, scoring 30 points or more in three of the games.

COLTS GAMES FOLLOWING BYE WEEK, SINCE 2000

Season	Game	Result
2013	**Week 9 at HOU**	**W, 27-24**
2012	Week 5 vs. GB	W, 30-27
2011	Week 12 vs. CAR	L, 27-19
2010	Week 8 vs. HOU	W, 30-17
2009	Week 7 at STL	W, 42-6
2008	Week 5 at HOU	W, 31-27
2007	Week 7 at JAX	W, 29-7
2006	Week 7 vs. WAS	W, 36-22
2005	Week 9 at NE	W, 40-21
2004	Week 7 vs. JAX	L, 27-24
2003	Week 8 vs. HOU	W, 30-21
2002	Week 5 vs. CIN	W, 28-21
2001	Week 5 vs. OAK	L, 23-18
2000	Week 4 vs. JAX	W, 43-14

CLIMBING THE UNDRAFTED CHARTS

Inside linebacker **Jerrell Freeman** posted 2.0 sacks against the Miami Dolphins in Week 2, marking the first multi-sack game of his career, and making him only the fourth undrafted Colts player to record 2.0 sacks in a single game. He now has 7.5 career sacks, which ranks third among Colts undrafted players. Freeman has also recorded seven forced fumbles, which ranks first among undrafted Colts, since 1994.

UNDRAFTED COLTS WITH 2.0-OR-MORE SACKS IN A GAME

Player	Sacks	Date
Jerrell Freeman	**2.0**	**9/15/13 vs. MIA**
Eric Foster	2.0	12/17/09 at JAX
Tony Siragusa	2.0	12/4/94 at SEA
Scott Virkus	2.0	9/22/85 vs. DET

MOST CAREER SACKS BY UNDRAFTED COLTS, SINCE 1982

Rank	Player	Sacks	Years with Colts
1	Tony Siragusa	16.5	1990-1996 (7)
2	Bernard Whittington	11.0	1994-2000 (7)
3	**Jerrell Freeman**	**7.5**	**2012-2013 (2)**
4	Larry Chester	6.5	1998-2000 (3)
5t	Eric Foster	6.0	2008-2011 (4)
5t	Josh Thomas	6.0	2004-2009 (6)

MOST CAREER FORCED FUMBLES BY UNDRAFTED COLTS, SINCE 1994

Rank	Player	FF	Years with Colts
1	**Jerrell Freeman**	**7**	**2012-2013 (2)**
2	Tony Siragusa	5	1990-1996 (7)
3	Gary Brackett	4	2003-2011 (9)
4t	Jacob Lacey	3	2009-2011 (3)
4t	Bernard Whittington	3	1994-2000 (7)

FREEMAN'S TURNOVERS

In Week 16 at Kansas City (12/22), inside linebacker **Jerrell Freeman** recorded seven tackles, 1.0 sack, one interceptions, one forced fumble, one fumble recovery and two passes defensed against the Chiefs. With his sack, Freeman tied Larry Chester (6.5) for the third-most career sacks by a Colts undrafted player. With his forced fumble, he set a franchise record for the most forced fumbles by a Colts undrafted player since 1994, topping Tony Siragusa's previous record of five.

POUNDING THE ROCK

The Colts rushed for 1,743 yards and 15 touchdowns on 409 carries this season. The rushing yardage total is the most since the team ran for 1,762 yards in the 2006 campaign. The team rushed for over 100 yards in a game on 10 occasions, which is the most since 2006 (10). The Colts rushed for over 100 net yards in each of the first five games of the season, tying the team's longest streak since 1988. The Colts also ran for over 100 net yards in the first five games in 1984.

MOST COLTS 100-YARD RUSHING GAMES TO OPEN SEASON SINCE 1984

Season	Games
2013	**5**
1988	5
1984	5
1989	3

Since 2012, the Colts have posted an 13-0 record when recording 30-plus rushing attempts in a game, which ranks first across the NFL during that span.

BEST WINNING PERCENTAGE WHEN RUSHING 30-PLUS ATTEMPTS IN A GAME, SINCE 2012, MIN. 5 GAMES

Team	Wins	Losses	Ties	Win %
COLTS	**13**	**0**	**0**	**1.000**
New England	17	1	0	.944
Denver	13	1	0	.929
San Francisco	17	1	1	.921
Chicago	11	1	0	.917

TOP OF THE CLASS

After being traded to the Indianapolis Colts, Trent Richardson (third overall pick, 2012 NFL Draft) teams up with Andrew Luck (first overall pick, 2012 NFL Draft) to form the ninth duo of top three picks from the same class to play together since the 1970 merger, and the second pair of its kind in Colts history.

The full list of top three picks to play together is listed below:

2013
INDIANAPOLIS - Andrew Luck (1st pick, 2012) and Trent Richardson (3rd pick, 2012).
ST. LOUIS - Jake Long (1st pick, 2008) and Chris Long (2nd pick, 2008).

2000-05
WASHINGTON - Lavar Arrington (2nd pick, 2000) and Chris Samuels (3rd pick, 2000).

2001-03
TAMPA BAY - Keyshawn Johnson (1st pick, 1996) and Simeon Rice (3rd pick, 1996).

2000-01
SAN FRANCISCO - Rick Mirer (2nd pick, 1993) and Garrison Hearst (3rd pick, 1993).

1997-99
OAKLAND - Russell Maryland (1st pick, 1991) and Eric Turner (2nd pick, 1991).

1992-94
INDIANAPOLIS - Steve Emtman (1st pick, 1992) and Quentin Coryatt (2nd pick, 1992).

1991-92
TAMPA BAY - Vinny Testaverde (1st pick, 1987) and Alonzo Highsmith (3rd pick, 1987).

1980
OAKLAND - Jim Plunkett (1st pick, 1971) and Dan Pastorini (3rd pick, 1971).

WELCOME TO THE TEAM

The Colts acquired running back Trent Richardson in a trade with the Cleveland Browns on Thursday, Sept. 19. In Richardson's first rushing attempt as a member of the Colts, he ran for a touchdown on a one-yard run at San Francisco (9/22). **With the touchdown, Richardson became the first player to score on his first rushing attempt in his Colts debut since Gordon Brown did so on October 4, 1987.** He also scored in his second game with the Colts on a one-yard run in the second quarter at Jacksonville (9/29).

NEVER OUT

The Indianapolis Colts overcame an 18-point second-half deficit to defeat the Houston Texans 27-24 on *Sunday Night Football* at Reliant Stadium. Andrew Luck connected with T.Y. Hilton for three touchdowns on three consecutive drives in the second half to give the Colts the victory. The comeback tied the sixth-largest in franchise history, having last overcome the same margin against Green Bay on Oct. 7, 2012.

COLTS LARGEST COMEBACKS IN FRANCHISE HISTORY

Deficit	Date	Opponent	Trailed/Qtr.	Result
21	11/9/75	at Buffalo	7-28/2nd	W, 42-35
21	9/10/95	at N.Y. Jets	3-24/3rd	W, 27-24 OT
21	10/8/95	at Miami	3-24/3rd	W, 27-24 OT
21	10/6/03	at Tampa Bay	14-35/4th	W, 38-35 OT
20	11/30/58	San Francisco	7-27/3rd	W, 35-27
18	12/18/77	New England	3-21/3rd	W, 30-24
18	10/9/77	Miami	10-28/2nd	W, 45-28
18	9/15/96	at Dallas	3-21/2nd	W, 25-24
18	10/7/12	Green Bay	3-21/3rd	W, 30-27
18	**11/3/13**	**at Houston**	**6-24/3rd**	**W, 27-24**

PROTECTING THE FOOTBALL

In Week 1 vs. Oakland, the Colts did not commit any turnovers for the third consecutive game dating back to last season. The game marked the first time since 2008 that the Colts have gone as many games without turning the ball over (Nov. 2-16, 2008).

The Colts have already seen success when they protect the football, as they have posted a 10-1 record under Head Coach Chuck Pagano when they commit zero turnovers in a game.

Since 2000, the Colts have posted a 45-3 record in the regular season when they do not post any turnovers, which ranks first in the NFL during that time span.

Below is a list of the top five teams with the best winning percentage when recording zero turnovers in a game since 2000:

BEST WINNING % WHEN RECORDING ZERO TURNOVERS SINCE 2000

Team	Record	Winning Pct.
COLTS	**45-3**	**.938**
New Orleans	43-3	.935
Denver	39-4	.907
Baltimore	42-5	.894
New England	63-8	.887

HOLDING THE LEAD

In 2013, the Colts posted an 8-0 record in games when leading at halftime. Over the past two seasons (2012-13), Indianapolis is 16-1 in games when entering the fourth quarter with a lead. Below is a look at this year's games when leading at the half:

2013 COLTS GAMES WHEN LEADING AT HALFTIME

Game	Halftime Lead	Final Score
Week 1 vs. OAK	14-7	W, 21-17
Week 3 at SF	10-7	W, 27-7
Week 4 at JAX	20-3	W, 37-3
Week 7 vs. DEN	26-14	W, 39-33
Week 13 vs. TEN	12-7	W, 22-14
Week 15 vs. HOU	20-3	W, 25-3
Week 16 at KC	13-7	W, 23-7
Week 17 vs. JAX	20-3	W, 30-10

WINNING THE CLOSE ONES

The Colts have closed out games strong under Head Coach Chuck Pagano (2012-13), posting a league-leading 15-2 (.882) record in games decided by one possession-or-less. This year, the team holds a 6-1 record, having won five straight one-possession games. The Colts won nine consecutive one-possession games from Week 5 of the 2012 campaign to Week 1 of this season.

BEST WIN PCT. IN ONE-POSSESSION GAMES, SINCE 2012

Team	Record	Winning Pct.
COLTS	**15-2**	**.882**
N.Y. Jets	8-4	.667
San Francisco	7-3-1	.682
Minnesota	9-5-1	.633
Cincinnati	10-7	.588

COLTS ONE-POSSESSION GAMES, 2013

Game	Margin	Result
2013 (6-1)		
Week 1 vs. OAK	4	W, 21-17
Week 2 vs. MIA	4	L, 24-20
Week 5 vs. SEA	6	W, 34-28
Week 7 vs. DEN	6	W, 39-33
Week 9 at HOU	3	W, 27-24
Week 11 at TEN	3	W, 30-27
Week 13 vs. TEN	8	W, 22-14

DOUBLE-DIGIT VICTORIES

With a 23-7 win over the Kansas City Chiefs in Week 16, the Colts notched their 13th 10-or-more win season in the past 15 years, which is the most of any NFL team since 1999. The Colts have posted a 162-78 (.675) record since 1999, which ranks second behind the Patriots.

OVERALL TEAM RECORDS, SINCE 1999

Team	W-L-T	Pct.	10-win Seasons
Patriots	171-69	.713	12
COLTS	**162-78**	**.675**	**12**
Steelers	149-90-1	.623	8
Packers	147-92-1	.615	9
Ravens	142-98	.592	8

FINISHING STRONG

The Colts only allowed 66 points in the fourth quarter of games this season, which ranks fifth in the NFL. The Colts did not allow any fourth quarter points in four straight games from Weeks 2-5, which was the longest streak for the team since at least 1999.

FEWEST 4TH QUARTER POINTS ALLOWED

Team	Points Allowed
Kansas City	54
Cincinnati	58
New Orleans	59
Seattle	60
COLTS	**66**

TWO OF A KIND

Wide receiver **Reggie Wayne** made his 1,000th career reception in the fourth quarter of Monday night's game against the San Diego Chargers (10/14) and became the ninth player in NFL history to accomplish the feat. With five receptions in the game, Wayne also passed Hines Ward (1,000) for eighth-most receptions all-time. The Colts became the first team in NFL history to have two players with 1,000 receptions each with the franchise. Marvin Harrison, who played his entire 13-year career with Indianapolis, ranks third in NFL history with 1,102 catches.

71 STRAIGHT GAMES

Reggie Wayne caught three-or-more passes in an NFL-record 71 consecutive games. He broke the previous record when he caught eight passes for 102 yards in Week 12 vs. Buffalo last season, which extended his streak to 59 straight games. Cris Carter held the previous record of 58 consecutive games as a member of the Minnesota Vikings from December 12, 1993 to October 5, 1997. Wayne's streak dates back to the first game of the 2009 season when he caught 10 passes for 162 yards vs. Jacksonville.

COLTS-PATRIOTS ALL-TIME RESULTS

Date	Colts Record	Opp. Record	Result
10/4/70	1-1	1-1	14-6 W
10/25/70	**4-1**	**1-4**	**27-3 W**
10/3/71	1-1	1-1	23-3 W
12/19/71	**10-3**	**5-8**	**17-21 L**
1/6/72	1-6	2-5	24-17 W
11/26/72	**3-7**	**2-8**	**31-0 W**
10/7/73	1-2	0-3	16-24 L
12/16/73	**3-10**	**5-8**	**18-13 W**
10/6/74	0-3	3-0	3-42 L
11/24/74	**2-8**	**6-4**	**17-27 L**
10/19/75	1-3	0-4	10-21 L
12/21/75	**9-4**	**3-10**	**34-21 W**
9/12/76	0-0	0-0	27-13 W
11/14/76	**8-1**	**6-3**	**14-21 L**
10/23/77	5-0	3-2	3-17 L
12/18/77	**9-4**	**9-4**	**30-24 W**
9/18/78	0-2	1-1	34-27 W
11/26/78	**5-7**	**9-3**	**14-35 L**
10/28/79	**2-6**	**6-2**	**31-26 W**
11/18/79	4-7	7-4	21-50 L
10/19/80	**4-2**	**5-1**	**21-37 L**
11/23/80	6-5	7-4	21-47 L
9/6/81	0-0	0-0	29-28 W
12/20/81	**1-14**	**2-13**	**23-21 W**
9/12/82	**0-0**	**0-0**	**13-24 L**
9/4/83	0-0	0-0	29-23 W*
10/9/83	**3-2**	**2-3**	**12-7 W**
11/18/84	**4-7**	**7-4**	**17-50 L**
12/16/84	4-11	8-7	10-16 L
10/10/85	3-6	6-3	15-34 L
12/1/85	**3-9**	**8-4**	**31-38 L**
9/7/86	0-0	0-0	3-33 L
11/9/86	**0-9**	**6-3**	**21-30 L**
10/25/87	**2-3**	**3-2**	**30-16 W**
11/22/87	5-4	4-5	0-24 L
10/2/88	1-3	1-3	17-21 L
11/27/88	**6-6**	**7-5**	**24-21 W**
10/29/89	**4-3**	**2-5**	**20-23 L***
12/3/89	6-6	4-8	16-22 L
9/16/90	**0-1**	**0-1**	**14-16 L**
11/11/90	2-6	1-7	13-10 W
9/1/91	**0-0**	**0-0**	**7-16 L**
12/8/91	1-12	4-9	17-23 L*
11/15/92	**4-5**	**0-9**	**34-37 L***
12/6/92	5-7	2-10	6-0 W
10/31/93	**2-4**	**1-6**	**9-6 W**
12/26/93	4-10	3-11	0-38 L
11/27/94	**5-6**	**5-6**	**10-12 L**
12/11/94	6-7	7-6	13-28 L
11/19/95	5-5	4-6	24-10 W
12/23/95	**8-7**	**6-9**	**10-7 W**
10/20/96	**5-1**	**3-3**	**9-27 L**
11/24/96	6-5	7-4	13-27 L
9/7/97	**0-1**	**1-0**	**6-31 L**
11/30/97	1-11	7-5	17-20 L
9/13/98	0-1	0-1	6-29 L
11/1/98	**1-6**	**4-3**	**16-21 L**
9/19/99	1-0	1-0	28-31 L
12/12/99	**10-2**	**7-5**	**20-15 W**
10/8/00	3-1	1-4	16-24 L
10/22/00	**4-2**	**2-5**	**30-23 W**
9/30/01	2-0	0-2	13-44 L
10/21/01	**2-2**	**2-3**	**17-38 L**
11/30/03	**9-2**	**9-2**	**34-38 L**
1/18/04	14-4	15-2	14-24 L
9/9/04	0-0	0-0	24-27 L
1/16/05	13-4	14-2	3-20 L
11/7/05	7-0	4-3	40-21 W
11/5/06	7-0	6-1	27-20 W
1/21/07	**14-4**	**14-4**	**38-34 W**
11/4/07	**7-0**	**8-0**	**20-24 L**
11/2/08	**3-4**	**5-2**	**18-15 W**
11/15/09	**8-0**	**6-2**	**35-34 W**
11/21/10	6-3	7-2	28-31 L
12/4/11	0-11	8-3	24-31 L
11/18/12	6-3	6-3	24-59 L

Home Games in **Bold**; *OT; Playoff Games Underlined

2013 REGULAR SEASON TEAM LEADERS

COLTS		PATRIOTS	
PASSING YARDS			
A. Luck	3,822	T. Brady	4,343
RUSHING YARDS			
D. Brown	537	S. Ridley	773
T. Richardson	458	L. Blount	772
A. Luck	377	B. Bolden	271
RECEIVING YARDS			
T. Hilton	1,083	J. Edelman	1,056
C. Fleener	608	D. Amendola	633
R. Wayne	503	R. Gronkowski	592
POINTS SCORED			
A. Vinatieri	139	S. Gostkowski	158
D. Brown	48	L. Blount/S. Ridley	42
T.Y. Hilton	30	J. Edelman	40
INTERCEPTIONS			
D. Butler	4	L. Ryan	5
C. Vaughn	3	A. Talib	4
A. Bethea/J. Freeman	2	D. Harmon	2
SACKS			
R. Mathis	19.5	C. Jones	11.5
J. Freeman	5.5	R. Ninkovich	8.0
C. Redding	4.5	Ch. Jones	6.0
KICKOFF RETURN YARDS (AVG.)			
D. Reed	590 (24.6)	Q. Demps	992 (30.1)
C. Vaughn	142 (28.4)	K. Davis	321 (32.1)
PUNT RETURN YARDS (AVG.)			
T. Hilton	159 (9.4)	J. Edelman	374 (10.7)
G. Whalen	104 (13.0)		
PUNTING YARDS (GROSS/NET AVG.)			
P. McAfee	3,499 (46.0/38.5)	R. Allen	3,491 (45.9/39.9)
FIELD GOALS			
A. Vinatieri	35/40 (87.5%)	S. Gostkowski	38/41 (92.7%)

REG./POSTSEASON SUPERLATIVES

COLTS	STAT	PATRIOTS
40, 11/7/05	Most points	59, 11/18/12
0, 2x, last: 12/26/93	Fewest points	0, 2x, last: 12/6/92
484, 10/21/01	Most net yards	477, 11/15/09
86, 10/23/77	Fewest net yards	94, 12/6/92
50, 12/16/73	Most rushing att.	58, 12/26/93
13, 11/24/96	Fewest rushing att.	14, 11/7/05
249, 9/6/81	Most rushing yards	257, 12/26/93
32, 11/1/98	Fewest rushing yards	34, 11/7/05
55, 10/20/96	Most passing att.	46, 10/29/89
16, 9/18/78	Fewest passing att.	11, 12/26/93
38, 11/21/10	Most completions	31, 12/12/99
6, 2x, last: 11/11/90	Fewest completions	6, 2x, last: 10/19/75
396, 11/21/10	Most net passing yards	364, 11/15/09
11, 10/23/77	Fewest net passing yards	23, 12/6/92
8.0, 3x, last: 12/6/92	Most def. sacks	8.0, 11/26/78
5, 12/21/75	Most def. interceptions	4, 4x, last: 1/18/04
12, 9/4/83	Most penalties	15, 9/19/99
1, 4x, last: 11/18/12	Fewest penalties	1, 3x, last: 11/21/10

COLTS-PATRIOTS STATISTICAL COMPARISON

COLTS-PATRIOTS SERIES RECORDS

ALL-TIME SERIES: Colts trail, 47-29
Regular Season: Colts trail, 45-28 **Postseason:** Colts trail, 2-1
Home: Colts trail, 20-17 **Away:** Colts trail, 27-12

CURRENT STREAK: Colts have lost last 3
Colts Longest Streaks: Won 3, Lost 7

POINTS SCORED-ALLOWED: Colts, 1,437 - Patriots, 1,837
Home: Colts, 772 - Patriots, 852
Away: Colts, 665 - Patriots, 985

SEASON SWEEPS (17):
Colts (5): 1970, 72, 81, 83, 95
Patriots (12): 1974, 80, 84-86, 89, 91, 94, 96-98, 01

SEASON SPLITS (14): 1971, 73, 75-79, 87-88, 90, 92-93, 99-00

COLTS RECORDS VS. PATRIOTS BY STADIUM:
Memorial: 8-6
Hoosier/RCA: 7-14
Lucas Oil: 2-0
Harvard: 1-0
Schaefer/Sullivan/Foxboro: 9-21
Gillette: 2-6

COLTS REG./POSTSEASON CAREER STATS VS. PATRIOTS

PASSING	G	Att	Cmp	Yds	Yd/A	TD	Int	Sack	Lost	Rate
M. Hasselbeck	2	61	33	392	6.43	0	2	3	8	60.3
A. Luck	1	50	27	334	6.68	2	3	1	5	63.3

RUSHING/RECEIVING	G	Rush	Yds	Avg	TD	Rec	Yds	Avg	TD
L. Brazill	1	0	0	-	0	2	46	23.0	0
D. Brown	4	39	140	3.6	1	7	69	9.9	0
T. Choice	5	8	32	4.0	1	5	26	5.2	0
D. Heyward-Bey	1	0	0	-	0	4	115	28.8	0
T. Hilton	1	0	0	-	0	6	100	16.7	2
A. Luck	1	1	4	4.0	0	0	0	-	0

DEFENSE	G	Tot	Tack	Asst	Sack	Yds	Int	Yds	TD	FF	FR	PD	SP Tk	SP A
A. Bethea	8	61	43	18	0.0	0.0	3	57	0	0	0	5	0	0
S. Brown	1	0	0	0	0.0	0.0	0	0	0	0	0	0	1	1
D. Butler	1	6	4	2	0.0	0.0	0	0	0	1	0	0	0	0
K. Conner	3	10	5	5	0.0	0.0	0	0	0	0	0	0	0	0
V. Davis	6	21	18	3	0.0	0.0	2	15	0	0	0	6	0	0
A. Franklin	1	6	2	4	0.0	0.0	0	0	0	0	0	0	0	0
J. Freeman	1	12	5	7	0.0	0.0	0	0	0	0	0	0	0	0
J. Gordy	1	4	3	1	0.0	0.0	0	0	0	0	0	0	1	0
R. Jean Francois	1	2	2	0	1.0	7.0	0	0	0	0	0	0	0	0
L. Landry	3	34	27	7	0.0	0.0	0	0	0	1	0	1	1	0
R. Mathews	2	2	0	2	0.0	0.0	0	0	0	0	0	0	0	0
R. Mathis	12	40	25	15	5.0	42.0	0	0	0	2	0	3	3	0
F. Moala	4	6	2	4	1.0	0.0	0	0	0	0	0	0	0	0
C. Redding	4	8	5	3	1.0	12.0	0	0	0	0	0	1	0	0
K. Sheppard	4	4	2	2	0.0	0.0	0	0	0	0	0	0	1	3
A. Studebaker	1	1	0	1	0.0	0.0	0	0	0	0	0	0	0	0
C. Vaughn	1	3	0	3	0.0	0.0	0	0	0	0	0	0	0	0
E. Walden	5	4	3	1	0.0	0.0	0	0	0	0	0	0	6	0

PUNTING	G	Num	Blk	Yds	Avg	TB	In20	Ret	RetYds	NetYds	NetAvg
P. McAfee	4	15	0	699	46.6	0	4	10	258	441	29.4

KICKING	G	FGM	FGA	Pct	XPM	XPA	1-19	20-29	30-39	40-49	50+	Lg	KO	TB
A. Vinatieri	7	10	14	71.4	19	19	0-0	4-4	3-4	2-3	1-3	52	23	0
P. McAfee	4	0	0	-	0	0	0-0	0-0	0-0	0-0	0-0	-	19	5

RETURNING	G	PR	FC	Yds	Avg	Lg	TD	KR	Yds	Avg	Lg	TD
T. Hilton	1	1	0	7	7.0	7	0	5	73	14.6	20	0

2013 FINAL REGULAR SEASON OFFENSIVE NFL RANKINGS

Tm	Yds/ Gm	Yds/ Play	Rush Yds/ Gm	Rush Yds/ Play	Pass Yds/ Gm	Pass Yds/ Play	Int. Pct.	Sks/ Pass Att.	1st Dwns/ Gm	Punt Rtrn Avg.	Kick Rtrn Avg.	FG Pct.	3rd Dwn Pct.	4th Dwn Pct.	Red Zone Pct.	Goal to Go Pct.	Avg. TOP	Pts/ Gm
IND	341.8	5.35	108.9	4.26	232.8	6.40	1.72	5.50%	19.9	9.9	23.5	87.50	37.56	30.00	56.00	63.64	29:41	24.4
Rank	*15*	*15*	*20t*	*13*	*17*	*19*	*3*	*5*	*16*	*14*	*14*	*18*	*15*	*28t*	*14*	*26*	*21*	*14t*
NE	384.5	5.41	129.1	4.39	255.4	6.51	1.75	6.37%	23.6	10.8	24.0	92.68	37.56	46.67	55.38	69.44	29:38	27.8
Rank	*7*	*11*	*9*	*9*	*10*	*15*	*4*	*9*	*2*	*11*	*12*	*6t*	*16*	*18*	*15*	*20*	*22*	*3*

2013 FINAL REGULAR SEASON DEFENSIVE NFL RANKINGS

Tm	Yds/ Gm	Yds/ Play	Rush Yds/ Gm	Rush Yds/ Play	Pass Yds/ Gm	Pass Yds/ Play	Int. Pct.	Sks/ Pass Att.	1st Dwns/ Gm	Punt Rtrn Avg.	Kick Rtrn Avg.	3rd Dwn Pct.	4th Dwn Pct.	Red Zone Pct.	Goal to Go Pct.	Pts/ Gm	Pt Diff/ Gm	Yd Diff/ Gm
IND	357.1	5.57	125.1	4.47	231.9	6.92	2.80	7.84%	19.9	13.7	25.2	37.62	52.63	58.54	72.73	21.0	3.4	-15.3
Rank	*20*	*22*	*26*	*25*	*13*	*21*	*16*	*9*	*14*	*31*	*27*	*15*	*20*	*20*	*18*	*9*	*10t*	*20*
NE	373.1	5.34	134.1	4.46	239.0	6.49	2.89	8.15%	21.1	7.6	20.8	42.24	19.05	56.00	86.67	21.1	6.6	11.4
Rank	*26*	*17*	*30*	*24*	*18*	*13*	*13*	*7*	*26*	*9*	*6*	*26*	*1*	*16*	*31*	*10*	*8*	*13*

COLTS HEAD COACH CHUCK PAGANO

Coaching Years in NFL: 12th Year
Colts Head Coach: 2nd Year
Overall Regular Season: 22-10 (.688)
Overall Postseason: 1-1 (.500)

Chuck Pagano's 2012 season proved to be one of the most inspirational stories in NFL history. Named head coach of the Indianapolis Colts on January 25, 2012, Pagano was forced to take a leave of absence just three games into the season after being diagnosed with acute promyelocytic leukemia, a curable form of the disease, which is a cancer of the blood and bone marrow cells.

Offensive Coordinator Bruce Arians assumed interim head coaching duties and he and the Colts defied the odds and rallied to a 9-3 record. During that time frame, Indianapolis secured a playoff berth and accomplished one of their primary goals – extending the season for Pagano. Some of the victories during Arians' term included a comeback win against Green Bay (Week 5) after trailing by 18 points, an overtime victory on the road at Tennessee (Week 8) and a last second victory in Detroit (Week 13). In all, the Colts posted a 9-1 record in one-possession games in 2012, including winning their last eight.

As much as Chuck Pagano inspired the 2012 Colts, the team did just the same for their ailing head coach. From his hospital bed, Pagano was in constant communication with the coaching staff and players. He analyzed practices while continuing to game-plan schemes. Along the way, Pagano continued to make his presence felt. After the team's Week 9 victory against Miami, the head coach gave a moving postgame speech to the contingent in the locker room.

"I've got circumstances," Pagano told the locker room. "You guys understand it, I understand it. It's already beat (referring to the leukemia). It's already beat. My vision that I'm living is to see two more daughters get married, dance at their weddings and then hoist that Lombardi Trophy several times."

Pagano made another return three weeks later during the team's win against Buffalo where he appeared in Owner & CEO Jim Irsay's suite while saluting the crowd on hand. Pagano received a rousing ovation from Colts fans in attendance.

As the regular season came to an end, the culmination of Arians' stretch as interim head coach concluded with the team's playoff-clinching victory at Kansas City (Week 16). The stage was set for Pagano to return after missing 12 weeks of action.

Division rival Houston visited Lucas Oil Stadium in the regular season finale in hopes of clinching the AFC's No. 1 seed in the playoffs. The Colts were not deterred, however, as the team corralled the emotion in Pagano's return and compiled a 28-16 win to finish the regular season with an 11-5 record. The real victory, however, was the return of a healthy Chuck Pagano. It was a day the Colts organization and fans will remember for generations.

Indianapolis' playoff run ended earlier than the team had wished after falling to the eventual Super Bowl XLVII champion Baltimore Ravens in an AFC Wild Card playoff contest. What was not lost were the numerous team and individual milestones that the Colts established in a season facing low expectations. Most notably, the 11-5 record was a nine-win improvement from the 2011 campaign, which tied for the third-largest one-year turnaround in NFL history. The Colts also registered their 12th 10-plus win season in the past 14 years, which is the most of any NFL team since 1999. Pagano and Arians were honored together by the Maxwell Football Club as the recipients of the 24th Annual Earle "Greasy" Neale Award for Professional Coach of the Year. The two also garnered AFC Coach of the Year honors as winners of the annual NFL 101 Awards. Pagano was selected by the PFWA as the winner of the 2013 George Halas Award, given to an NFL player, coach or staff member who overcame the most adversity to succeed. Each year, the Fritz Pollard Alliance Foundation recognizes individuals who make a difference in diversity and inclusion at an annual awards banquet. In February of 2013, Pagano received the foundation's Game Ball Award for the differences he has made to level the playing field in the NFL for minorities.

PATRIOTS HEAD COACH BILL BELICHICK

Coaching Years in NFL: 39th Year
Patriots Head Coach: 14th Year
Overall Regular Season: 199-105 (.655)
Overall Postseason: 18-8 (.692)

Pro Career: Bill Belichick is in his 39th season as an NFL coach and is the only head coach in NFL history to win three Super Bowl titles in a four-year span.

Hired by Chairman and CEO Robert Kraft on January 27, 2000, Belichick is in his 14th season as New England's head coach. Through 14 seasons, Belichick has delivered three Super Bowl championships, five conference titles, 11 division crowns and 18 playoff victories, while posting an overall record of 180-68.

Belichick directed the Patriots to victories in Super Bowls XXXVI (2001), XXXVIII (2003) and XXXIX (2004), and in 2007 he became the first head coach to guide his team to a 16-0 regular season. Only one coach (Pittsburgh's Chuck Noll, 4) has won more Super Bowls than Belichick, and his three Super Bowl titles tie Washington's Joe Gibbs and San Francisco's Bill Walsh for second place on the NFL's all-time list.

He has won more regular-season games (126) and more games overall (140) during a 10-year stretch (2003-2012) than any other head coach in NFL history over any decade.

Belichick has led the Patriots to a winning record in each of the last 12 seasons, the second-longest stretch by a coach with one franchise (Tom Landry, 16 years, Cowboys 1970-1985).

In 2012, Belichick guided the Patriots to a 12-4 record, a division title and his seventh AFC Championship game appearance. Belichick helped the Patriots become the first franchise in NFL history to score 500 or more points in four seasons (2007-589, 2010-518, 2011-513 and 2012-557).

Belichick is the only head coach in NFL history to win at least 13 regular-season games in five separate seasons. Belichick's Patriots teams own the all-time NFL records for consecutive victories, including the postseason (21 from 2003-04) and consecutive playoff victories (10 from 2001-05). Belichick's 18 postseason wins are third all-time, behind Tom Landry (20) and Don Shula (19).

Over a 100-game span from 2003-08, he directed the Patriots to an 82-18 record – the best record for any 100-game span in NFL history. Belichick (.653) has the third-highest winning percentage among coaches with at least 150 wins, trailing only Hall of Famers George Halas (.682) and Don Shula (.666).

Belichick's recent accomplishments are the latest triumphs in a career during which he has helped produce five Super Bowl titles, eight conference championships and 17 division titles since entering the NFL in 1975. He won his first two Super Bowls as the defensive coordinator for the New York Giants in 1986 and 1990 before claiming three Super Bowl championships with the Patriots. George Seifert is the only other man to have won multiple Super Bowls both as a head coach and as an assistant coach.

Belichick launched his coaching career in 1975 with the Baltimore Colts and continued as an assistant coach with Detroit (1976-77), Denver (1978) and the New York Giants (1979-1990). Belichick was named head coach of the Cleveland Browns in 1991, becoming the youngest head coach in the NFL at age 38. By 1994, Belichick's Browns advanced to the second round of the playoffs. In 1996, Belichick joined New England and was a key contributor to the Patriots first division title in 10 years en route to an appearance in Super Bowl XXXI. He then spent three seasons with the New York Jets from 1997 to 1999.

Career record: 217-113 (regular season and postseason).

Background: Belichick was a center/tight end at Wesleyan 1971-74.

Personal: Born April 16, 1952, Nashville, Tenn.

COLTS-PATRIOTS CONNECTIONS

INDIANA/NEW ENGLAND CONNECTIONS

• Colts RB-**Donald Brown** and CB-**Darius Butler** played at the University of Connecticut.
• Colts tackles **Gosder Cherilus** and **Anthony Castonzo** and QB-**Matt Hasselbeck** played at Boston College. Hasselbeck is from Norfolk, Mass. Cherilus is from Somerville, Mass.
• Colts OLB-**Bjoern Werner** played two years of high school football at Salisbury High School in Connecticut.
• Colts Defensive Line Coach **Gary Emanuel** is from New London, Conn. He coached the defensive line at Dartmouth from 1988-1991 and coached linebackers at Massachusetts from 1986-88. Emanuel also coached at Plymouth State from 1981-84.
• Colts Quarterbacks Coach **Clyde Christensen** coached at Holy Cross from 1989-1990.
• Colts Offensive Line Coach **Joe Gilbert** coached at Maine from 1994-99. He served as the offensive line coach and recruiting coordinator at Northeastern from 1991-93.
• Patriots DL-**Rob Ninkovich** played college ball at Purdue.
• Patriots DT-**Chris Jones** is from Brownsburg, Ind.
• Colts Director of Strength and Conditioning **Roger Marandino** coached at Brown University in Rhode Island (1995-2011). He also worked at Connecticut (1993-95).

FORMER COLTS/PATRIOTS

• Colts K-**Adam Vinatieri** spent 10 seasons in New England, helping the Patriots win three Super Bowls. He kicked game-winning field goals in Super Bowls XXXVI and XXXVIII.
• Colts S-**Sergio Brown** played for the Patriots in 2010 and 2011.
• Colts CB-**Darius Butler** spent two seasons in New England (2009 and 2010).
• Patriots WR-**Austin Collie** spent three seasons in Indianapolis.
• Patriots Head Coach **Bill Belichick** started his career in 1975 as a special assistant with the Baltimore Colts.
• Patriots Assistant Head Coach/Offensive Line Coach **Dante Scarnecchia** coached in Indianapolis from 1989-90.

COLLEGE CONNECTIONS

• Colts RB-**Trent Richardson** (2009-2011) and NT-**Josh Chapman** (2008-2011) played at Alabama with Patriots LB-**Dont'a Hightower**.
• Colts C-**Samson Satele** spent the 2003 season at Hawaii with Patriots DT-**Isaac Sopoaga**.
• Several Colts and Patriots played college football together at the University of Illinois:
--Colts CB-**Vontae Davis** (2006-08)
--Patriots TE-**Michael Hoomanawanui** (2007-09)
--Patriots DB-**Tavon Wilson** (2008-2011)
--Colts G-**Hugh Thornton**, Patriots DL-**Michael Buchanan** and Patriots DB-**Justin Green** (2009-2012)
• Colts DT-**Ricky Jean Francois** (2007-08) and ILB-**Kelvin Sheppard** (2007-2010) played at LSU with Patriots RB-**Stevan Ridley**.
• Colts CB-**Cassius Vaughn** played at Ole Miss with Patriots RB-**Brandon Bolden** from 2008-09.
• Colts OLB-**Cam Johnson** played at the University of Virginia with Patriots LS-**Danny Aiken** from 2008-2010.

NFL CONNECTIONS

•Colts NT-**Aubrayo Franklin** and DT-**Ricky Jean Francois** and OLB-**Cam Johnson** all spent time in San Francisco with Patriots DT-**Isaac Sopoaga**.
•Colts S-**LaRon Landry** played in Washington with Patriots DE-**Andre Carter** (2007-2010). Carter spent the 2012 season in Oakland with Colts WR-**Darrius Heyward-Bey**.
•Colts C-**Samson Satele** (2007-08) and OLB-**Erik Walden** (2008) played in Miami with Patriots DL-**Rob Ninkovich**.
•Colts CB-**Josh Gordy** spent the 2011 season in St. Louis with Patriots WR-**Danny Amendola** and Patriots TE-**Michael Hoomanawanui**.
•Colts ILB-**Kelvin Sheppard** and RB-**Tashard Choice** played in Buffalo with Patriots LB-**Chris White**.
•Colts OLB-**Erik Walden** played in Green Bay (2011-12) with Patriots TE-**D.J. Williams**.
•Colts S-**Corey Lynch** spent time in Tampa Bay with Patriots CB-**Aqib Talib** (2009-2011) and Patriots RB-**LeGarrette Blount** (2010-11).

COACHING CONNECTIONS

• Colts Offensive Line Coach **Joe Gilbert** worked with Patriots Tight Ends Coach **George Godsey** at Central Florida in 2005.
• Colts Secondary Coach **Mike Gillhamer** spent the 2004 season in Carolina with Patriots Special Teams Coordinator **Scott O'Brien**.
• Colts Assistant Special Teams Coach **Brant Boyer** worked in Cleveland in 2009 with Patriots Offensive Assistant **Brian Daboll**. Colts Special Teams Coordinator **Tom McMahon** worked with **Daboll** in Kansas City last season.
• **McMahon** spent the 2011 season in St. Louis with Patriots Offensive Coordinator **Josh McDaniels**.
• Colts Running Backs Coach **David Walker** coached at Syracuse with Patriots Defensive Coordinator **Matt Patricia** from 2001-03.

OFFENSIVE STARTERS

Pos	Player	Ht	Wt	Exp	2013 Season Highlights	Career Highlights
WR	T.Y. Hilton	5-9	178	2	Tied for second in NFL postseason history with 13 catches, ranked third with 224 receiving yards and tied a franchise record with two receiving touchdowns vs. KC (1/4/14)...led the team with 82 catches for 1,083 yards and five touchdowns...caught a career-high three touchdowns at Houston (11/3).	Selected by the Colts in the third round (92nd) overall of the 2012 NFL Draft...set a Colts rookie record with five 100-yard receiving games in 2012...finished with the second-most receiving yards (861) by a rookie in franchise history.
LT	Anthony Castonzo	6-7	311	3	Blocked for the Colts to set a franchise postseason record with 536 net yards vs. KC (1/4/14)...Paved the way for three rushing touchdowns at Tennessee (11/14)...Blocked for the Colts to rush for 100 yards in each of the first 5 weeks of the season, tying the team's longest streak to open a season since 1984.	Has started all 44 regular season games he's played in since being selected by the Colts in the first round (22nd overall) of the 2011 NFL Draft...part of an offensive line that helped the Colts average 104.4 rushing yards per game in 2012, the most for the team in five seasons.
LG	Hugh Thornton	6-3	334	R	Blocked for the Colts to set a franchise postseason record with 536 net yards vs. KC (1/4/14)...Appeared in 14 games (12 starts) this season.	Selected by the Colts in the third round (86th overall) of the 2013 NFL Draft...played in 42 career games (35 starts) at Illinois...All-Big Ten second-team choice in 2012.
C	Samson Satele	6-3	300	7	Blocked for the Colts to set a franchise postseason record with 536 net yards vs. KC (1/4/14)...started all 13 games he played in this season.	Signed by the Colts as a UFA on 3/21/12...in 2012, started all 11 games he appeared in and helped Andrew Luck throw for the most passing yards by a rookie in NFL history.
RG	Jeff Linkenbach	6-6	325	4	Played in 12 games, making four starts at right guard and one at tackle this season.	Signed by the Colts as an undrafted free agent on 4/30/10...has appeared in 60 career games, making 33 starts.
RT	Gosder Cherilus	6-7	316	6	Blocked for the Colts to set a franchise postseason record with 536 net yards vs. KC (1/4/14)...opened holes for the Colts to rush for 135 yards at Kansas City (12/22).	Signed by the Colts as a UFA on 3/13/13...was the Lions starting right tackle for the past five seasons after being selected by the team in the first round (17th overall) of the 2008 NFL Draft.
TE	Coby Fleener	6-6	251	2	Posted five catches for 46 yards and a touchdown vs. KC (1/4/14)...recorded career highs with eight receptions for 107 yards at Tennessee (11/14)...caught five passes for 38 yards and a touchdown against Denver (10/20).	Ranked second on the team with 52 catches for 608 yards and four touchdowns in 2013...in 2012, ranked second among NFL rookie tight ends with 26 receptions for 281 yards.
WR	Darrius Heyward-Bey	6-2	220	5	Caught four passes for 44 yards and his first touchdown of the season against Denver (10/20)...posted season highs with five receptions for 59 yards at San Francisco (9/22).	Signed by the Colts as a free agent on 4/1/13...has posted four career 100-yard receiving games...tallied a career-high five touchdown receptions in 2012.
QB	Andrew Luck	6-4	240	2	Threw for the fifth-most yards (443) in an NFL postseason game and the second-most in team history vs. KC (1/4/14)...his four TD passes in the game tied for the 11th-most in NFL postseason history and second-most in franchise history...threw for 326 yards and tied a career-high with four touchdowns at Cincinnati (12/9)...tied a career-high with four total touchdowns (three passing, one rushing) against Denver (10/20).	Has led the Colts to 22 regular season wins, which is tied for the second-most through a quarterback's first two seasons in NFL history...totaled the most passing yards (8,196) in the first two seasons of a career in NFL history...has posted 11 career game-winning drives in the fourth quarter or overtime, which is the most by a QB through his first two seasons since 1970...recorded the most passing yards, attempts and 300-yard passing games by a rookie in NFL history.
FB	Stanley Havili	6-0	243	2	Blocked for the Colts to set a franchise postseason record with 536 net yards vs. KC (1/4/14)...helped block for the Colts to rush for 1,743 yards this season, which is the most for the team since rushing for 1,762 yards in the 2006 campaign.	Acquired by the Colts in a trade with the Eagles on 3/28/13...in 2012, played in 15 games (two starts) and helped pave the way for five 100-yard rushing performances by running backs LeSean McCoy and Bryce Brown.
RB	Donald Brown	5-10	210	5	Rushed for 55 yards and a TD, while catching four passes for 47 yards and a TD vs. KC (1/4/14)...led the team with 537 rushing yards and six touchdowns on 102 carries (5.3 avg.)...posted a rushing and receiving TD at Kansas City (12/22) for the first time in his career...set a career-high with two rushing TDs at Tennessee (11/14).	Set career highs with 645 rushing yards and five touchdowns in 2011...originally selected by the Colts in the first round (27th overall) of the 2009 NFL Draft.

PROBABLE STARTERS

DEFENSIVE STARTERS

Pos	Player	Ht	Wt	Exp	2013 Season	Career Highlights
DE	Cory Redding	6-4	318	11	Recorded a sack and a fumble recovery at Kansas City (12/22)...notched three solo tackles and a sack at San Diego (10/14)...contributed with four tackles (three solo), half of a sack and one pass deflection that led to a Cassius Vaughn interception in the fourth quarter at San Francisco (9/22).	Named the Colts Man of the Year in 2012 for his leadership on and off the field...signed by the Colts as a UFA on 3/14/12...in 160 games (130 starts), has notched 490 tackles (329 solo), 32.0 sacks, 18 passes defensed, 11 fumble recoveries, four forced fumbles and one interception.
NT	Aubrayo Franklin	6-1	320	11	Totaled a season-high three tackles (two solo) in four games, most recently at Tennessee (11/14)...notched his first pass defensed of the season vs. Miami (9/15)...recorded two solo tackles vs. Oakland (9/8).	Signed by the Colts as a UFA on 3/20/13...in 11 NFL seasons, has recorded 459 tackles (251 solo), 4.0 sacks, three forced fumbles, one fumble recovery and one interception.
DT	Ricky Jean Francois	6-3	297	5	Recorded two tackles and a sack vs. KC (1/4/14)...totaled a career-high 2.0 sacks and a season-high five tackles at Arizona (11/24).	Signed by the Colts as a UFA on 3/14/13...in 61 career games (15 starts), has posted 129 tackles (73 solo), 5.5 sacks and a forced fumble.
SLB	Erik Walden	6-2	250	6	Tallied three tackles, one tackle for loss and one pass defensed vs. KC (1/4/14)...made five tackles (four solo) and a sack vs. Houston (12/15)...recorded a season-high seven tackles (three solo) at Cincinnati (12/8).	Signed by the Colts as a UFA on 3/13/13...became full-time starter for first time in 2011 and set or tied his career highs in every major statistical category.
MIKE	Kelvin Sheppard	6-2	256	3	Posted four tackles and a fumble recovery vs. KC (1/4/14)...registed 62 tackles (38 solo), 1.0 sack and one pass defensed this season... notched his first sack of the season at San Diego (10/14).	Originally acquired by the Colts in a trade with the Buffalo Bills on 4/29/13...in 2012 with the Bills, played in all 16 games (15 starts) and totaled 77 tackles (53 solo), 2.0 sacks and one pass defensed.
WILL	Jerrell Freeman	6-0	240	2	Totaled eight tackles, one for loss, and one pass defensed vs. KC (1/4/14)...tallied 10 tackles, 1.0 sack, two passes defensed and one forced fumble vs. Jacksonville (12/29)...posted an interception, sack, forced fumble and fumble recovery at KC (12/22).	Set a franchise record with 203 tackles in 2012...became the first undrafted NFL player to return an interception for a touchdown in his NFL debut since 1987.
RUSH	Robert Mathis	6-2	246	11	Notched a sack-fumble vs. KC (1/4/14)...led the NFL and set a franchise record with 19.5 sacks this season...broke the team's single-season and career sack record with a strip-sack that resulted in a safety vs. Houston (12/15)...tied a career-high with 3.0 sacks at Jacksonville (9/29).	Named to six consecutive Pro Bowls (2008-2013)...ranks first in franchise history with 111.0 career sacks...became the 30th player in NFL history with 100.0 career sacks when he recorded 2.0 vs. Seattle (10/6/13)...since 2003, leads the league in forced fumbles with 47.
LCB	Greg Toler	6-0	190	5	Posted a season-high seven tackles (two solo) to go along with two passes defensed vs. Seattle (10/6)...registered five tackles (four solo) and a team-leading two passes defensed vs. Miami (9/15).	Signed by the Colts as a UFA on 3/13/13...in 47 career games (22 starts), has totaled 124 tackles (110 solo), 26 passes defensed and six interceptions.
SS	Antoine Bethea	5-11	206	8	Recorded nine tackles (eight solo) and one pass defensed vs. KC (1/4/14)...made eight tackles (seven solo) and his first sack of the year vs. Houston (12/15)...totaled a career-high 17 tackles (10 solo) at Cincinnati (12/8).	Has started 95 consecutive games, which is the longest active streak by an NFL safety...two-time Pro Bowl selection (2007, 2009)...including this year, has topped 100 tackles in each of last six seasons.
FS	LaRon Landry	6-0	226	7	Totaled eight tackles (five solo) and one tackle for loss vs. KC (1/4/14)...posted 11 tackles (six solo) at Houston (11/3)...made nine tackles (five solo) vs. Denver (10/20)...led the team with 15 tackles (11 solo) vs. Oakland (9/8).	Signed by the Colts as a UFA on 3/13/13... 2012 Pro Bowl selection...recorded career highs in tackles (113) and forced fumbles (four), while tying his personal best for interceptions (two) in 2012 with the New York Jets.
RCB	Vontae Davis	5-11	204	5	Tallied five tackles (four solo) and two passes defensed vs. Denver (10/20)...totaled a season-high seven tackles (five solo) at San Diego (10/14)...registered his first interception of the season at Jacksonville (9/29).	In 2012, totaled 53 tackles (40 solo), seven passes defensed and three interceptions... named AFC Defensive Player of the Week after intercepting two passes vs. Houston (12/30/12)...in 2009, became the first rookie to lead the Dolphins in interceptions since 1989.

GENERAL MANAGER RYAN GRIGSON

Years in NFL: 15th Year
Colts General Manager: 2nd Year

In his first season as the general manager of the Indianapolis Colts, Ryan Grigson served as the architect of a team that generated one of the biggest turnarounds in franchise and NFL history. Having turned over nearly 70 percent of the roster from the 2011 campaign, Grigson constructed an 11-5 team that reached the AFC Playoffs. The nine-win turnaround from the previous season is tied for the third-largest in league history. With the success came many accolades for Grigson, including Executive of the Year honors from PFW/PFWA and *The Sporting News*. He was also honored with the Drew Brees Mental Toughness Award by the National Football Foundation in June of 2013.

Inheriting a team that had gone 2-14 in 2011, Grigson's first acquisition was the hiring of Head Coach Chuck Pagano. After working in conjunction with Pagano to assemble a 19-member coaching staff, Grigson completed more than 250 transactions in his first season to fortify the roster. With limited resources available in the 2012 offseason, he used his industrious nature to bolster a young team by retaining key veteran leadership such as Reggie Wayne, Robert Mathis and Cory Redding. Grigson also demonstrated his innovation by acquiring talent from other leagues, such as the AFL, IFL, UFL and CFL. A total of eight players (six through free agency and two through trades) became starters for the Colts last year.

Grigson's first draft class was headlined by Andrew Luck, who set NFL rookie marks in passing yards (4,374), attempts (627), 300-yard games (six) and single-game yards (433). Luck directed 11 wins as a starter, two shy of the NFL rookie record, and his seven comeback wins tied the most by any quarterback since 1970. In addition to reaching the playoffs, Luck, along with Mathis and Wayne, earned Pro Bowl nods.

Coby Fleener, Dwayne Allen, T.Y. Hilton, Vick Ballard (the club's leading rusher) and LaVon Brazill combined to help the draft class produce 3,108 scrimmage yards, the highest total by any NFL rookie class since 1970. Prior to 2012, the last team to have rookies lead a squad in rushing and passing was the 1943 New York Giants. Indianapolis rookies combined to start in 56 games, which ranked second to the Cleveland Browns (87).

The team's astonishing success in 2012 came despite numerous obstacles. Indianapolis transitioned to new offensive and defensive schemes and placed 13 players on Injured Reserve. However, the most challenging hurdle for the Colts was the loss of Pagano for 12 weeks during the regular season as he battled leukemia.

The Colts responded by rallying around their ailing head coach to win nine of their last 11 games to finish second in the AFC South and earn the AFC's fifth playoff seed. By season's end, only 16 players remained from 2011. The Colts were also playing with nine rookies and 33 players with three-or-fewer years of NFL experience. Indianapolis became the second team in NFL history to win 10-or-more games after losing 14-or-more the previous season and totaled a 9-1 record in games decided by one possession or less during 2012's historic campaign. The Colts were just the third NFL team to make the playoffs one year after going 2-14 or worse and became the fourth team to win at least 10 games after a season of two-or-fewer victories. Of 37 NFL teams in history to have lost 14-or-more games in a season, the Colts were just the sixth to bounce back with a winning record.

Following the 2012 season, Grigson had an aggressive and succinct approach to signing veteran talent through free agency. His work yielded successful and productive players such as: RB-Ahmad Bradshaw, T-Gosder Cherilus, DT-Aubrayo Franklin, QB-Matt Hasselbeck, WR-Darrius Heyward-Bey, DT-Ricky Jean Francois, S-LaRon Landry, LB-Lawrence Sidbury, G-Donald Thomas, CB-Greg Toler and LB-Erik Walden. Prior to the start of the 2013 season, the free agent class represented a combined 863 regular season games played (534 starts), four Pro Bowl selections, seven conference championship game appearances and four Super Bowl appearances.

Grigson also executed two trades during the 2013 offseason. The first came with the Philadelphia Eagles as the Colts acquired fullback Stanley Havili in exchange for defensive end Clifton Geathers. Indianapolis then made a trade with Buffalo, which sent linebacker Jerry Hughes to the Bills in exchange for linebacker Kelvin Sheppard. Sheppard, a third-round selection in the 2011 NFL Draft, started his first two seasons for Buffalo.

In the 2013 NFL Draft, Grigson used seven selections to address needs on the offensive and defensive lines as well as providing depth at skill positions. With the team's first-round pick, the Colts added Florida State outside linebacker Bjoern Werner, a unanimous All-America selection and ACC Defensive Player of the Year after leading the conference with 13.0 sacks in 2012. The selections of guard Hugh Thornton (third-round) and center/guard Khaled Holmes (fourth-round) will make an immediate impact on the offensive line. The Colts traded up to acquire defensive tackle Montori Hughes (fifth-round). Hughes, along with safety John Boyett (sixth-round), running back Kerwynn Williams (seventh-round) and tight end Justice Cunningham (seventh-round), will provide significant depth at their position groups.

MAKING TRADES

Ryan Grigson has completed 16 trades since being hired as General Manager in January of 2012. Current Colts players on the 53-man activer roster acquired through trade have gone on to appear in 146 combined games for the team, making 65 starts. A few notable players acquired through trade include:

Cornerback Vontae Davis - In 2012, totaled 53 tackles (40 solo), seven passes defensed and three interceptions. Named AFC Defensive Player of the Week after intercepting two passes vs. Houston (12/30/12).

Fullback Stanley Havili - Appeared in 13 games (eight starts) in 2013 and helped block for the Colts to record four straight 100-plus rushing yard games to open the season for the first time since 1988.

Wide Receiver T.Y. Hilton - Colts traded up in the 2012 NFL Draft to acquire Hilton. Posted 82 catches for 1,083 yards and five touchdowns in 2013.

Running Back Trent Richardson - Third overall pick in the 2012 NFL Draft. Scored a rushing touchdown in each of his first two games as a member of the Colts.

Inside Linebacker Kelvin Sheppard - Appeared in 15 games (seven starts) in 2013 and totaled 59 tackles (35 solo), 1.0 sack and one pass defensed.

NEVER-ENDING SEARCH

Ryan Grigson not only finds players through college and NFL scouting, but also searches for talent in several other leagues across the world. Since 2012, Grigson has signed 12 players from the Canadian Football League, Areana Football League, Indoor Football League and United Football League. Grigson has also reached outside of football into Super 15 Rugby, the highest level of pro rugby in the world.

Inside linebacker Jerrell Freeman (CFL) and long snapper Matt Overton (IFL, UFL) continue to make significant contributions on the active roster, while Daniel Adongo (Super 15 Rugby) resides on the practice squad.

In 2012, Freeman set a franchise record and ranked fifth in the NFL with 203 tackles for the season. He also became the first undrafted Colts player to return an interception for a touchdown in his debut. In 2013, Freeman has 7.5 sacks for the season and became only the fourth undrafted Colts player to record 2.0-or-more sacks in a game when he did so against Miami (9/15).

Overton has appeared in all 32 games since 2012, handling snapping duties for punter Pat McAfee and kicker Adam Vinatieri. In 2012, he snapped for McAfee to set franchise records in punting average (48.2), net punting average (40.3), punts inside the 20 (26) and 50.0-yard gross average games (five).

TOP OF THE MOUNTAIN

Robert Mathis holds franchise records with 111.0 career sacks and 19.5 quarterback takedowns this year. He posted seven multi-sack games this year and 27 for his career, which are both Colts records. He has also recorded 85 games with a sack, which ranks first in franchise history.

MOST SACKS, COLTS HISTORY, SINCE 1982

Player	Years	Sacks
Robert Mathis	**2003-2013**	**111.0**
Dwight Freeney	2002-2012	107.5
Duane Bickett	1985-1993	50.0

MOST SACKS IN A SEASON, COLTS HISTORY, SINCE 1982

Player	Season	Sacks
Robert Mathis	**2013**	**19.5**
Dwight Freeney	2004	16.0
Dwight Freeney	2009	13.5
Dwight Freeney	2002	13.0
Chad Bratzke	1999	12.0

MOST GAMES WITH SACKS, COLTS HISTORY, SINCE 1982

Player	Years	Games
Robert Mathis	**2003-2013**	**85**
Dwight Freeney	2002-2012	81
Duane Bickett	1985-1993	38
Donnell Thompson	1982-1991	38

MOST MULTI-SACK GAMES, COLTS HISTORY, SINCE 1982

Player	Years	Games
Robert Mathis	**2003-2013**	**27**
Dwight Freeney	2002-2012	25
Duane Bickett	1985-1993	10
Chad Bratzke	1999-2001	10

MOST MULTI-SACK GAMES, SINGLE SEASON, COLTS HISTORY, SINCE 1982

Player	Years	Games
Robert Mathis	**2013**	**7**
Chad Bratzke	1999	5
Dwight Freeney	2004	5

MATHIS' CAREER BEST GAMES

Sacks
3.0, three times
Last at Jacksonville (9/29/13)

Forced Fumbles
3 vs. Houston (11/14/04)
2, two times
Last vs. Seattle (10/4/09)

Fumble Recoveries
1, 14 times
Last at Jacksonville (1/1/12)

Passes Defensed
2 at New England (11/5/06)

Outside Linebacker Robert Mathis
6-2 - 246 Pounds - Alabama A&M
11th NFL Season

- Named to six consecutive Pro Bowls (2008-2013).
- Ranks first in franchise history with 111.0 career sacks.
- Has recorded five career 10.0-plus sack seasons, including a career-high 19.5 in 2013.
- Has compiled 27 multiple-sack games and three career 3.0-plus sack contests.
- Has posted an NFL-record 42 sack-forced fumbles in his career.

MATHIS QB SACK BREAKDOWN

Robert Mathis became the 30th player in NFL history to reach the 100.0-sack mark after posting 2.0 sacks vs. Seattle (10/6/13). The 11-year veteran ranks first in franchise history in sacks, tied for fifth among active NFL players and 23rd in league history.

Below is a breakdown of Mathis' quarterback takedowns:

- Has totaled quarterback takedowns in 85-of-163 career games and 54-of-98 starts.

- Owns 27 career multiple-sack games and three games with 3.0-or-more sacks.

- Has sacks against all 31 other NFL teams.

NFL Career Sack Leaders (Active Players)

133.5	John Abraham
128.5	Jared Allen
119.0	Julius Peppers
117.0	DeMarcus Ware
111.0	**Robert Mathis**
108.0	Dwight Freeney

Robert Mathis' Sacks By Opponent

16.5	Houston
14.5	Jacksonville
7.0	Tennessee
5.0	New England
4.5	Cincinnati, Oakland, San Francisco, Seattle
4.0	Baltimore, Chicago, Miami
3.5	St. Louis
3.0	Buffalo, Cleveland, Denver, Philadelphia, San Diego
2.5	Kansas City, N.Y. Jets
2.0	Arizona, N.Y. Giants
1.5	Pittsburgh, Washington
1.0	Atlanta, Carolina, Dallas, Green Bay, Minnesota, New Orleans, Tampa Bay
0.5	Detroit

MATHIS TO THE PRO BOWL

Robert Mathis was selected to his sixth consecutive Pro Bowl this season. He is now tied with Chris Hinton for the sixth-most consecutive Pro Bowl nominations in Colts history. He is also tied for the eighth-most career nominations in franchise history.

COLTS CONSECUTIVE PRO BOWL NOMINATIONS
11, DE-Gino Marchetti, 1954-64
9, QB-Peyton Manning, 2002-10
8, QB-John Unitas, 1957-64
8, OG/T-Jim Parker, 1958-65
8, WR-Marvin Harrison, 1999-2006
6, OLB-Robert Mathis, 2008-12
6, OG/T-Chris Hinton, 1983-89

COLTS MOST PRO BOWL NOMINATIONS
11, DE-Gino Marchetti, 1954-64
11, QB-Peyton Manning, 1999-2000, 2002-10
10, QB-John Unitas, 1957-64, 66-67
8, OG/T-Jim Parker, 1958-65
8, WR-Marvin Harrison, 1999-2006
7, RB-Lenny Moore, 1956, 58-62, 64
7, DE-Dwight Freeney, 2003-05, 08-11
6, OLB-Robert Mathis, 2008-12
6, WR-Raymond Berry, 1958-61, 63-64
6, OG/T-Chris Hinton, 1983-89
6, WR-Reggie Wayne, 2006-10, 12

DOUBLE-DIGIT SACKS

In 11 NFL seasons, Robert Mathis has totaled five double-digit sack seasons. Since 1982, the Colts have recorded 18 individual double-digit sack campaigns.

COLTS 10.0-PLUS SACK SEASONS (SINCE 1982)

Player	Sack Total	Year
Robert Mathis, OLB	**19.5**	**2013**
Dwight Freeney, DE	16.0	2004
Dwight Freeney, DE	13.5	2009
Dwight Freeney, DE	13.0	2002
Chad Bratzke, DE	12.0	1999
Robert Mathis, DE	**11.5**	**2008**
Robert Mathis, DE	**11.5**	**2005**
Johnie Cooks, LB	11.5	1984
Dwight Freeney, DE	11.0	2005
Dwight Freeney, DE	11.0	2003
Vernon Maxwell, LB	11.0	1983
Robert Mathis, DE	**11.0**	**2010**
Robert Mathis, DE	**10.5**	**2004**
Tony Bennett, LB	10.5	1995
Dan Footman, DE	10.5	1997
Dwight Freeney, DE	10.5	2008
Jon Hand, DE	10.0	1989
Dwight Freeney, DE	10.0	2010

MATHIS RISING

Listed below is how Robert Mathis ranks in sacks all-time and since he joined the league in 2003.

ALL-TIME SACK LEADERS

Rank	Player	Years	Sacks
18	DeMarcus Ware	2005-2013	117.0
19	Sean Jones	1984-1996	113.0
20	**Robert Mathis**	**2003-2013**	**111.0**
21	Greg Townsend	1983-1997	109.5
22	Dwight Freeney	2002-2013	108.0

SACK LEADERS SINCE 2003

Rank	Player	Years	Sacks
1	Jared Allen	2004-2013	128.5
2	DeMarcus Ware	2005-2013	117.0
3	**Robert Mathis**	**2003-2013**	**111.0**
4	Julius Peppers	2003-2013	107.0
5	John Abraham	2003-2013	106.0

MATHIS PLAYER OF THE MONTH

Outside linebacker Robert Mathis was named the AFC Defensive Player of the Month for October, which marks the third time Mathis has earned the award in his career.

In the month of October, Mathis compiled 11 tackles, 4.0 sacks, two forced fumbles and one pass defensed as the Colts went 2-1. His 4.0 sacks in the month ranked tied for fourth in the AFC while the two forced fumbles ranked tied for second in the NFL.

In a Week 5 victory against Seattle (10/6), Mathis totaled 2.0 sacks and one forced fumble as he became the 30th player in NFL history to record 100.0 career sacks. His second sack in the third quarter marked the first time in his career that he totaled multiple sacks in four consecutive games (9/15/13 – 10/6/13). Two weeks later in the team's victory over undefeated Denver (10/20), Mathis finished with five tackles, 2.0 sacks and one forced fumble, which led to a safety. He regained the current league lead in sacks with his second quarterback takedown of Peyton Manning while passing Jim Jeffcoat for 26th place on the NFL's all-time sack list.

Mathis was also the last Colts player to win AFC Player of the Month honors when he did so in September 2010.

USE THE FORCE

Robert Mathis has totaled 111.0 career sacks in his 11-year career with the Colts, which ranks first in club history. In 2005, he registered a sack in 11-of-13 games and set an NFL record with sacks in eight consecutive contests to start a season. Mathis has 27 multiple-sack games in his career and three 3.0-plus sack games. He had a streak of four consecutive multiple-sack games this season from Weeks 2-5. Dating back to his rookie season in 2003, Robert Mathis leads the Colts defense in forced fumbles with 47, which ranks first in the NFL during that time span.

SACK STREAK

Robert Mathis recorded a sack in eight consecutive games ending with the Colts' 2012 Week 9 contest against Miami, tying his personal best for his career. The streak dates back to the final three games of the 2011 season through the first five games he played in 2012. His previous eight-game sack streak came in the first eight games of the 2005 season. Dwight Freeney also had a nine-game sack streak from December 18, 2008 through November 8, 2009.

CAREER HONORS

***ASSOCIATED PRESS* FIRST TEAM NFL ALL-PRO**
• 2013

DEACON JONES AWARD
• 2013

PRO BOWL
• 2008-2013

ED BLOCK COURAGE AWARD
• 2011

AFC DEFENSIVE PLAYER OF THE MONTH
• December 2013
• October 2013
• September 2010
• November 2009

AFC DEFENSIVE PLAYER OF THE WEEK
• 2011 - Week 16 vs. Houston (12/22)
• 2008 - Week 13 at Cleveland (11/30)
• 2005 - Week 7 at Houston (10/23)

Quarterback Andrew Luck
6-4 - 240 Pounds - Stanford
2nd NFL Season

#12

• For his career, has completed 682-of-1,197 passes for 8,196 yards, 46 touchdowns and 27 interceptions for a passer rating of 81.5. Also has nine rushing touchdowns.

• Named to the 2012 Pro Bowl.

• Broke the NFL rookie record for passing attempts (627), yards (4,374) and 300-yard passing games (6) in a season.

WINNING FROM THE BEGINNING

Quarterback Andrew Luck led the Colts to 22 wins in his first two seasons, which tied for the second-most to start a career since 1970.

MOST WINS AMONG QUARTERBACKS, FIRST TWO SEASONS, SINCE 1970

Player	Team	Years	Wins
Russell Wilson	SEA	2012-2013	24
Andrew Luck	**IND**	**2012-2013**	**22**
Ben Roethlisberger	PIT	2004-2005	22
Dan Marino	MIA	1983-1984	21
Joe Flacco	BAL	2008-2009	20
Matt Ryan	ATL	2008-2009	20

GAME-WINNING DRIVES

Quarterback Andrew Luck has led the Colts on 10 fourth quarter/overtime game-winning drives in his career, which is the most through a quarterback's first two seasons since 1970.

MOST FOURTH QUARTER/OVERTIME GAME-WINNING DRIVES IN FIRST TWO SEASONS OF CAREER, SINCE 1970

Player	Team	GW Drives
Andrew Luck	**IND**	**10**
Jake Plummer	ARZ	9
Peyton Manning	IND	8

RUNNING IT IN

Since 2012, Andrew Luck is tied for the second-most rushing touchdowns among NFL quarterbacks and ranks first among AFC quarterbacks. Only Cam Newton has run for more touchdowns over the past two seasons.

MOST RUSHING TOUCHDOWNS BY NFL QUARTERBACKS SINCE 2012

Player	Team	Rushing TD
Cam Newton	CAR	14
Andrew Luck	**IND**	**9**
Colin Kaepernick	SF	9
Robert Griffin III	WAS	7

MOST CAREER RUSHING TOUCHDOWNS BY A QUARTERBACK, COLTS HISTORY

Player	Years	Rushing TD
Peyton Manning	1998-2010	17
Bert Jones	1973-1981	14
Johnny Unitas	1956-1972	13
Andrew Luck	**2012-2013**	**9**

MOST RUSHING TOUCHDOWNS IN A SINGLE SEASON BY A QUARTERBACK, COLTS HISTORY

Player	Year	Games	Rushing TD
Andrew Luck	2012	16	5
Andrew Luck	**2013**	**10**	**4**
Bert Jones	1974	11	4
Peyton Manning	2006	16	4
Peyton Manning	2001	16	4

LUCK THROUGH TWO

Quarterback Andrew Luck has thrown for 8,196 career passing yards, which is the highest total through the first two seasons of a quarterback's career in NFL history.

MOST PASSING YARDS IN FIRST 2 SEASONS OF CAREER, NFL HISTORY

Player	Team	Years	Passing Yards
Andrew Luck	**IND**	**2012-2013**	**8,196**
Cam Newton	CAR	2011-2012	7,920
Peyton Manning	IND	1998-1999	7,874
Dan Marino	MIA	1983-1984	7,294
Ryan Tannehill	MIA	2012-2013	7,207

IMPRESSIVE IN THE OPENER

In the season-opener against the Oakland Raiders, Andrew Luck completed 18-of-23 passes for 178 yards and two touchdowns for a passer rating of 127.9. He also rushed for the game-winning touchdown in the fourth quarter.

Luck set career highs in completion percentage (78.3) and passer rating while not throwing an interception for the fourth straight game dating back to last season. With his performance, **Luck became the first quarterback since Ben Roethlisberger in 2008 to complete at least 78 percent of his passes and throw multiple touchdowns with no interceptions in the season opener.**

Luck also led his eighth career game-winning drive in the fourth quarter or overtime, which is the most through the first 17 games of any NFL quarterback that began his career since the 1970 merger.

CAREER HONORS

2013 SEASON

Week 7 - AFC Offensive Player of the Week
• Completed 21-of-38 passes for 228 yards and three touchdowns for a 99.5 passer rating. Also rushed for one touchdown. Four total touchdowns matched his single-game career-high.

2012 SEASON

2012 Pro Bowl

Week 9 - AFC Offensive Player of the Week and FedEx Air NFL Player of the Week
• Completed 30-of-48 passes for an NFL single-game rookie record 433 yards and two touchdowns in a 23-20 victory over Miami.

Week 8 - PEPSI MAX NFL Rookie of the Week
• Completed 26-of-38 passes for 297 yards and a touchdown in a 19-13 overtime win over Tennessee. Became the third rookie in NFL history to throw a game-winning touchdown pass in overtime.

Week 5 - PEPSI MAX NFL Rookie of the Week
• Completed 31-of-55 passes for 362 yards and two touchdowns in a 30-27 victory over Green Bay. Became the fourth NFL rookie quarterback since 1960 to overcome an 18-plus point deficit to win a game.

Week 3 - PEPSI MAX NFL Rookie of the Week
• Completed 22-of-46 passes for 313 yards and two touchdowns in a 22-17 loss to Jacksonville.

LUCK'S FOURTH QUARTER & OVERTIME GAME-WINNING DRIVES (10)

Andrew Luck led the Colts on seven game-winning drives in the fourth quarter or overtime in 2012, which tied for the most in a single season by any NFL quarterback since 1970. Below is a detailed look at Luck's 10 career game-winning drives (2012-13):

Date-Opponent	Down/Tied	Time Rem.	Start	Drive/TOP	Scoring Play	Time Rem.	Final	Luck Drive Stats
9/16/12 vs. MIN	**20-20**	**0:31**	**IND 20**	**4-45/0:23**	**A. Vinatieri 53 yd. FG**	**0:08**	**23-20**	**Pass: 2-3-40**
10/7/12 vs. GB	***27-22***	***4:30***	***IND 20***	***13-80/3:55***	***4 yd. pass to R. Wayne***	***0:35***	***30-27***	***Pass: 8-11-80, TD Rush: 1-7***
	21-19	*11:27*	*IND 15*	*8-75/3:23*	*A. Vinatieri 28 yd. FG*	*8:04*		*Pass: 2-4-52*
10/28/12 at TEN	**13-13**	**15:00**	**IND 20**	**9-80/4:49**	**16 yd. pass to V. Ballard**	**10:11**	**19-13 OT**	**Pass: 2-2-36, TD**
	13-6	*10:26*	*IND 20*	*14-80/7:02*	*D. Carter 1 yd. run*	*3:24*		*Pass: 6-8-62 Rush: 1-7*
11/4/12 vs. MIA	**20-20**	**13:12**	**IND 6**	**13-69/7:14**	**A. Vinatieri 43 yd. FG**	**5:58**	**23-20**	**Pass: 6-8-54**
12/2/12 at DET	***33-28***	***1:07***	***IND 25***	***11-75/1:07***	***14 yd. pass to D. Avery***	***0:00***	***35-33***	***Pass: 3-9-50, TD Rush: 2-25***
	33-21	*4:02*	*IND 15*	*8-85/1:23*	*42 yd. pass to L. Brazill*	*2:39*		*Pass: 4-7-62, TD Rush: 1-8*
12/9/12 vs. TEN	***23-21***	***10:28***	***IND 20***	***10-45/4:05***	***A. Vinatieri 53 yd. FG***	***6:23***	***27-23***	***Pass: 3-6-29***
12/23/12 at KC	**13-13**	**10:13**	**IND 27**	**13-73/6:05**	**7 yd. pass to R. Wayne**	**4:08**	**20-13**	**Pass: 6-7-49, TD**
9/8/13 vs. OAK	***17-14***	***11:09***	***IND 20***	***11-80/5:49***	***A. Luck 19 yd. run***	***5:20***	***21-17***	***Pass: 5-7-28 Rush: 1-19, TD***
10/6/13 vs. SEA	***28-23***	***0:35-3Q***	***IND 14***	***14-70/6:40***	***D. Brown 3 yd. run***	***8:55***	***34-28***	***Pass: 5-7-49 Rush: 1-5***
11/3/13 at HOU	***24-19***	***6:09***	***IND 48***	***5-52/2:09***	***9 yd. pass to T. Hilton***	***4:00***	***27-24***	***Pass: 4-6-52***
	24-12	*10:32*	*IND 33*	*2-67/0:46*	*58 yd. pass to T. Hilton*	*9:46*		*Pass: 2-2-67*

Bold indicates game-winning drive
Italics indicates comeback drive

COLTS ROOKIE RECORD BOOK

Attempts
***627, Andrew Luck, 2012**
575, Peyton Manning, 1998
417, Jack Trudeau, 1986
334, Jeff George, 1990
237, George Shaw, 1955

Completions
339, Andrew Luck, 2012
326, Peyton Manning, 1998
204, Jack Trudeau, 1986
181, Jeff George, 1990
129, Chris Chandler, 1988

Passer Rating
76.5, Andrew Luck, 2012
74.0, John Unitas, 1956
73.8, Jeff George, 1990
71.2, Peyton Manning, 1998
67.2, Chris Chandler, 1988

Passing Yards
***4,374, Andrew Luck, 2012**
3,739, Peyton Manning, 1998
2,225, Jack Trudeau, 1986
2,152, Jeff George, 1990
1,619, Chris Chandler, 1988

Passing Touchdowns
26, Peyton Manning, 1998
23, Andrew Luck, 2012
16, Jeff George, 1990
10, George Shaw, 1955
9, John Unitas, 1956

300-Yard Passing Games
***6, Andrew Luck, 2012**
4, Peyton Manning, 1998
2, Jack Trudeau, 1986
1, John Unitas, 1956

Average Per Attempt
7.57, John Unitas, 1956
6.98, Andrew Luck, 2012
6.95, Chris Chandler, 1988
6.69, George Shaw, 1955
6.50, Peyton Manning, 1998

Lowest Interception Pct.
2.87, Andrew Luck, 2012
3.17, Mike Pagel, 1982
3.89, Jeff George, 1990
4.32, Jack Trudeau, 1986
4.87, Peyton Manning, 1998

***NFL rookie single season record**

300-YARD GAMES

Andrew Luck threw for 300 yards on six different occassions in 2012, giving him the most 300-yard passing games by a rookie in NFL history.

Player	Team	Year	300-Yd Games
Andrew Luck	**Colts**	**2012**	**6**
Peyton Manning	Colts	1998	4
Cam Newton	Panthers	2011	3

RECORD-SETTING YEAR

Andrew Luck threw for the the most passing yards by a rookie in NFL history. He surpassed Cam Newton's previous record of 4,051 passing yards in his rookie season in 2011.

Year	Player	Comp-Att	Yards	TD	INT
2012	**Andrew Luck**	**339-627**	**4,374**	**23**	**18**
2011	Cam Newton	310-517	4,051	21	17
1998	Peyton Manning	326-575	3,739	26	28
2010	Sam Bradford	354-590	3,512	18	15
2008	Matt Ryan	265-434	3,440	16	11

LUCK'S CAREER BEST GAMES

Completions
31 vs. Green Bay (10/7/12)
30 vs. Miami (11/4/12)
29 at Cincinnati (12/8/13)

Passing Yards
433 vs. Miami (11/4/12)
391 at Detroit (12/2/12)
362 vs. Green Bay (10/7/12)

Passing Touchdowns
4 at Cincinnati (12/8/13)
4 at Detroit (12/2/12)
3 vs. Denver (10/20/13)

Completion Percentage
78.3 vs. Oakland (9/8/13)
70.3 vs. Jacksonville (12/29/13)
69.2 at Jacksonville (11/8/12)

Passer Rating
127.9 vs. Oakland (9/8/13)
113.1 at Cincinnati (12/8/13)
107.5 vs. Minnesota (9/16/12)

Rushing Touchdowns
2 at Jacksonville (11/8/12)
2 vs. Cleveland (10/21/12)
1, five times,
Last at Tennessee (11/14/13)

Kicker Adam Vinatieri
6-0- 208 Pounds - South Dakota State
18th NFL Season

- Two-time Pro Bowl selection in 2002 and 2004.
- Only kicker in NFL history to record successful field goals in four Super Bowls (XXXVI, XXXVIII, XXXIX and XLI) and is the only kicker in league history to have played in five.
- Has converted 448-of-540 career field goals for an 83.0 percentage, which ranks 14th all-time.
- Has totaled 2,006 career points (including one two-point conversion), which ranks fifth in league history and first among active players in the AFC.

AT THE BUZZER...

Below is a look at the 24 victories in which Adam Vinatieri has kicked game-winning field goals in the final minute of the fourth quarter or overtime.

Opponent	Date	Yards	Time	Score
vs. Jacksonville	9/22/96	40	12:24	28-25 OT
vs. NY Jets	9/14/97	34	06:57	27-24 OT
at New Orleans	10/4/98	27	00:03	30-27
vs. San Francisco	12/20/98	35	00:03	24-21
at NY Jets	9/12/99	23	00:03	30-28
vs. Indianapolis	9/19/99	26	00:35	31-28
vs. Cincinnati	11/19/00	22	00:03	16-13
at Buffalo	12/17/00	24	00:19	13-10 OT
vs. San Diego	10/14/01	44	10:55	29-26 OT
at Buffalo	12/16/01	23	09:15	12- 9 OT
vs. Oakland	1/19/02	23	06:31	16-13 OT
vs. St. Louis	2/ 3/02	48	00:00	20-17+
vs. Kansas City	9/22/02	35	10:20	41-38 OT
vs. Miami	12/29/02	35	12:57	27-24 OT
at Houston	11/23/03	28	00:40	23-20 OT
vs. Carolina	2/1/04	41	00:04	32-29#
at Pittsburgh	9/25/05	43	00:01	23-20
vs. Atlanta	10/ 9/05	29	00:17	31-28
at Denver	10/29/06	37	00:02	34-31
vs. Kansas City	11/18/07	24	00:03	13-10
at Minnesota	9/14/08	47	00:03	18-15
at San Diego	11/23/08	51	00:00	23-20
vs. Tennessee	1/ 2/11	43	00:00	23-20
vs. Minnesota	9/16/12	53	00:08	23-20

*All FGs 1996-2005 came while with New England
+Super Bowl XXXVI #Super Bowl XXXVIII

VINATIERI 700 CLUB

Adam Vinatieri is one-of-two players in NFL history to record 800-or-more points with two different teams in his career. Vinatieri notched 1,158 points during his time with New England (1996-2005) and has registered 848 points in eight seasons with the Colts. Kicker Morten Andersen is the only other NFL player, regardless of position, to accomplish the feat.

PLAYERS WITH 800-PLUS POINTS WITH TWO DIFFERENT TEAMS

Player	Team 1 - Pts	Team 2 - Pts	Career Pts
Morten Andersen	Saints - 1,318	Falcons - 806	2,544
Adam Vinatieri	**Patriots - 1,158**	**Colts - 848**	**2,006**

VINATIERI'S CAREER YEAR

With three successful field goals in Week 16 at Kansas City (12/22), kicker **Adam Vinatieri** set a new career-high with 32 made field goals in a season. He surpassed his previous record of 31 made field goals, set in 1998 and 2004. He finished the year with 35 made field goals. Vinatieri scored 139 points this season, which is his second-highest single-season total in his career.

VINATIERI'S MOST FG MADE IN A SEASON

Year	Team	FG Made
2013	**IND**	**35**
2004	NE	31
1998	NE	31

VINATIERI'S MOST POINTS SCORED IN A SEASON

Year	Team	Points
2004	NE	141
2013	**IND**	**139**
2010	IND	129

FROM 50

Kicker **Adam Vinatieri** tied his career-high for 50-yard field goals made this season with four. He also made four 50-yarders in 2012, bringing his total to eight over the past two seasons, which ranks tied for the sixth-most in the NFL over that span with Greg Zuerlein.

MOST 50-YARD FG MADE, SINCE 2012

Player	Team	50-yd FG
Blair Walsh	MIN	12
Phil Dawson	CLE/SF	11
Justin Tucker	BAL	10
Dan Bailey	DAL	9
Sebastian Janikowski	OAK	9
Adam Vinatieri	**IND**	**8**
Matt Prater	DEN	8
Greg Zuerlein	STL	8

VINATIERI'S BIG DAY

Kicker **Adam Vinatieri** converted on 5-of-5 field goals and one PAT for 16 total points in Week 13 against Tennessee (12/1). With his performance, he achieved several milestones, including:

- Became the second player in NFL history to score 800 points with two different teams. Morten Andersen was the first to accomplish the feat with the Saints and Falcons.
- Tied his career-high for field goals made in the first half of a single game (four). Vinatieri also hit four first half field goals as a member of the Patriots on Sept. 11, 2000 against the New York Jets and Nov. 7, 2004 against the St. Louis Rams.
- Tied his career-high and a franchise record with his fifth field goal conversion in the third quarter.
- Recorded his 100th point of the season, which ties him with Jason Elam for the most 100-point seasons in NFL history (16).
- Tied an NFL record for successful field goals made from 40-49 yards (tied with nine other players) in a single game.
- Passed Jason Elam (436) for seventh place in NFL history in all-time field goals made. Also passed John Kasay (120) for fifth place in league history in successful kicks made between 40-49 yards.

GOING THE DISTANCE

For the first time in his 18-year NFL career, kicker **Adam Vinatieri** made two 50-plus-yard field goals in a single game at San Diego (10/14) in Week 6, hitting from 50 and 51 yards out. This marked the third time in Colts history that a kicker has made two 50-yard field goals in a game. Dean Biasucci accomplished the feat on 9/25/88 and Mike Vanderjagt did so on 11/24/02. Vinatieri also became the second player this season to kick a pair of 50-yarders in a game, with Dallas Cowboys kicker Dan Bailey splitting the uprights on two 50-yard field goals against Kansas City on 9/15/13.

HITTING THE CENTURY MARK

In Week 13 vs. Tennessee (12/1), Adam Vinatieri surpassed 100 points scored for the season for the 16th time in his career, tying an NFL record. Jason Elam is the only other player in NFL history with 16 such seasons.

MOST 100-POINT SEASONS, NFL HISTORY

Player	Years	100-pt Seasons
Adam Vinatieri	**1996-2013**	**16**
Jason Elam	1993-2008	16
Morten Andersen	1985-2003	14
Gary Anderson	1983-2003	14

AMONG THE BEST

Now in his 18th NFL season, Adam Vinatieri holds an 83.0 career field goal percentage having converted 448-of-540 kicks. His total currently ranks 14th all-time in the NFL in the category.

HIGHEST REGULAR SEASON FG % IN NFL HISTORY
MINIMUM 100 FGM

Pct.	Name	FGM	FGA
86.5	Mike Vanderjagt	230	266
86.2	Nate Kaeding	181	210
86.0	Robbie Gould	234	272
85.7	Rob Bironas	239	279
85.6	Stephen Gostkowski	208	243
85.5	Shayne Graham	247	289
84.8	Matt Bryant	257	303
84.5	Phil Dawson	337	399
84.2	Connor Barth	101	120
83.8	Dan Carpenter	160	191
83.7	Matt Stover	471	563
83.2	Ryan Longwell	361	434
83.1	Shaun Suisham	182	219
83.0	**Adam Vinatieri**	**448**	**540**

Vinatieri has totaled 2,006 career points (including one two-point conversion in 1998), which ranks seventh in NFL history.

ACTIVE IN THE NFL

Now in his 18th NFL season, Adam Vinatieri has accumulated 2,006 points as a member of New England and Indianapolis. With his current total, he leads the entire NFL in scoring among active players.

Player	Seasons	Points
Adam Vinatieri, Ind.	**18 (1996-2013)**	**2,006**
David Akers, Det.	16 (1998-2013)	1,721
Sebastian Janikowski, Oak.	14 (2000-2013)	1,489

INTO THE HUNDREDS

Colts kicker Adam Vinatieri has recorded a streak of 161 consecutive regular-season games in which he scored at least one point. The streak dates back to September 14, 2003 in a contest at Philadelphia where he totaled one field goal and added four extra points. Since the streak, Vinatieri has been part of one Super Bowl championship, earned one Pro Bowl nomination and has totaled nine game-winning field goals.

VINATIERI'S CAREER BEST GAMES

Field Goals Made
5, Three Times
Last vs. Tennessee (12/1/13)

Extra Points Made
6, Five Times
Last at Baltimore (12/9/07)

Longest Field Goal
57 at Chicago (11/10/02)
55 at St. Louis (12/13/98)
54 vs. Cleveland (12/9/01)

Field Goal Attempts
6 vs. Jacksonville (9/22/96)
5, Six Times
Last vs. Tennessee (12/1/13)

Extra Points Attempted
6, Five Times
Last at Baltimore (12/9/07)

VINATIERI VS. NFL

Opponents	Home (With Patriots) FG-FGA	Home (With Colts) FG-FGA	Home (Total) FG-FGA	Road FG-FGA	Total FG-FGA
Buffalo	18-28	3-3	21-31	11-19	32-50
Miami	20-23	7-8	27-33	14-16	41-49
New England	0-0	3-4	3-4	4-7	7-11
New York Jets	16-17	1-1	17-18	21-23	38-41
Baltimore	5-5	1-1	6-6	4-4	10-10
Cincinnati	3-3	5-5	8-8	2-3	11-12
Cleveland	5-8	5-5	9-12	4-6	14-19
Pittsburgh	3-3	2-2	5-5	9-10	14-15
Houston	0-0	18-19	18-19	12-17	30-36
Indianapolis	14-15	0-0	14-15	11-11	25-26
Jacksonville	7-8	7-9	14-17	15-17	29-34
Tennessee	3-5	16-16	19-21	14-17	33-38
Denver	2-3	4-4	3-4	15-18	19-23
Kansas City	9-10	7-6	16-19	8-11	24-30
Oakland	1-1	0-0	1-1	5-6	6-7
San Diego	6-8	0-0	6-8	7-10	13-18
Dallas	4-4	0-0	4-4	2-2	6-6
New York Giants	4-5	1-1	5-6	5-5	10-11
Philadelphia	0-0	1-1	1-1	5-6	6-7
Washington	3-4	3-3	6-7	3-6	9-13
Chicago	1-1	2-2	3-3	5-6	8-9
Detroit	0-0	1-1	1-1	5-5	6-6
Green Bay	2-2	0-0	2-2	0-1	2-3
Minnesota	1-2	3-3	4-5	3-4	7-9
Atlanta	1-1	0-0	1-1	3-3	4-4
Carolina	0-0	1-1	1-1	3-3	4-4
New Orleans	1-2	2-2	3-4	3-3	6-7
Tampa Bay	1-2	2-2	3-4	1-2	4-6
Arizona	1-2	0-0	1-2	5-6	6-8
St. Louis	1-1	0-0	1-1	8-8	9-9
San Francisco	1-2	0-0	1-2	2-3	3-5
Seattle	3-3	4-4	7-7	0-0	7-7
Totals	**136-168**	**103-113**	**234-276**	**209-258**	**448-540**
Percentage	**81.0**	**91.2**	**84.8**	**81.0**	**83.0**

Opponents	0-19	20-29	30-39	40-49	50+	Totals	Pct.
Home (w/ Patriots)	3-3	53-54	39-47	36-56	5-8	136-168	81.0
Home (w/ Colts)	3-3	27-27	35-37	31-34	7-12	103-113	91.2
Away	4-4	75-79	63-81	59-76	8-18	209-258	81.0
Totals	**10-10**	**155-160**	**137-165**	**126-166**	**20-38**	**448-540**	**83.0**

COACHES LOCATIONS ON GAMEDAY

SIDELINE

Head Coach
Chuck Pagano

Defensive Coord.
Greg Manusky

Offensive Coord.
Pep Hamilton

Special Teams
Coord.
Tom McMahon

Asst. Special
Teams
Brant Boyer

Quarterbacks
Clyde Christensen

Defensive Line
Gary Emanuel

Linebackers
Jeff FitzGerald

Offensive Line
Joe Gilbert

Secondary
Mike Gillhamer

Tight Ends
Alfredo Roberts

Running Backs
David Walker

Wide Receivers
Charlie Williams

COACHES BOOTH

Safeties
Roy Anderson

Offensive Asst.
Tim Berbenich

Offensive Quality
Control
Frank Giufre

Assistant
Offensive Line
Hal Hunter

Defensive Quality
Control
Brad White

COLTS UNOFFICIAL DEPTH CHART

BASE OFFENSE			
WR	13 T.Y. Hilton	15 LaVon Brazill	17 Griff Whalen
LT	74 Anthony Castonzo		
LG	69 Hugh Thornton	76 Joe Reitz	
C	64 Samson Satele	62 Khaled Holmes	
RG	72 Jeff Linkenbach	75 Mike McGlynn	
RT	78 Gosder Cherilus	71 Xavier Nixon	
TE	80 Coby Fleener	84 Jack Doyle	47 Weslye Saunders
WR	81 Darrius Heyward-Bey	16 Da'Rick Rogers	
QB	12 Andrew Luck	8 Matt Hasselbeck	
FB	39 Stanley Havili		
RB	31 Donald Brown	34 Trent Richardson	43 Tashard Choice

BASE DEFENSE			
DE	90 Cory Redding	91 Ricardo Mathews	
NT	97 Aubrayo Franklin	96 Josh Chapman	
DT	99 Ricky Jean Francois	95 Fili Moala	61 Jeris Pendleton
SLB	93 Erik Walden	92 Bjoern Werner	58 Andy Studebaker
Mike	52 Kelvin Sheppard	53 Kavell Conner	
Will	50 Jerrell Freeman	57 Josh McNary	
Rush	98 Robert Mathis	59 Cam Johnson	56 Daniel Adongo
LCB	28 Greg Toler	20 Darius Butler	27 Josh Gordy
SS	41 Antoine Bethea	42 Corey Lynch	
FS	30 LaRon Landry	38 Sergio Brown	
RCB	23 Vontae Davis	32 Cassius Vaughn	40 Sheldon Price

SPECIALISTS			
P	1 Pat McAfee		
PK	4 Adam Vinatieri	1 Pat McAfee	
H	1 Pat McAfee		
LS	45 Matt Overton		
KR	15 LaVon Brazill	32 Cassius Vaughn	
PR	17 Griff Whalen	15 LaVon Brazill	13 T.Y. Hilton

Colts Pronunciations

S - Antoine Bethea (buh-THAY)
RT - Gosder Cherilus (GOZ-der) (SHARE-uh-luss)
NT - Aubrayo Franklin (ah-BRAY-uh)
FB - Stanley Havili (huh-VEE-lee)
C - Khaled Holmes (CALL-id)
DT - Ricky Jean Francois (Zhon fran-SWAH)
DT - Fili Moala (FEEL-ee) (moe-ALL-uh)
LG - Joe Reitz (RIGHTS)
WR- Da'Rick Rogers (DAY-rick)
C - Samson Satele (saw-tell-EE)
K - Adam Vinatieri (vin-uh-TARE-ee)
SLB - Bjoern Werner (bee-YORN VERN-er)

QUARTERBACKS (2)

No	Name	Pos	HT	WT	Exp	College
8	Matt Hasselbeck	QB	6-4	235	15	Boston College
12	Andrew Luck	QB	6-4	240	2	Stanford

RUNNING BACKS (4)

No	Name	Pos	HT	WT	Exp	College
31	Donald Brown	RB	5-10	210	5	Connecticut
43	Tashard Choice	RB	5-10	210	6	Georgia Tech
39	Stanley Havili	FB	6-0	245	2	USC
34	Trent Richardson	RB	5-9	225	2	Alabama

WIDE RECEIVERS (5)

No	Name	Pos	HT	WT	Exp	College
15	LaVon Brazill	WR	5-11	200	2	Ohio
81	Darrius Heyward-Bey	WR	6-2	220	5	Maryland
13	T.Y. Hilton	WR	5-9	178	2	Florida International
16	Da'Rick Rogers	WR	6-3	215	R	Tennessee Tech
17	Griff Whalen	WR	5-11	198	2	Stanford

TIGHT ENDS (3)

No	Name	Pos	HT	WT	Exp	College
84	Jack Doyle	TE	6-6	258	R	Western Kentucky
80	Coby Fleener	TE	6-6	251	2	Stanford
47	Weslye Saunders	TE	6-5	261	3	South Carolina

OFFENSIVE LINE (9)

No	Name	Pos	HT	WT	Exp	College
74	Anthony Castonzo	T	6-7	311	3	Boston College
78	Gosder Cherilus	T	6-7	316	6	Boston College
62	Khaled Holmes	C/G	6-3	319	R	USC
72	Jeff Linkenbach	T	6-6	325	4	Cincinnati
75	Mike McGlynn	G/C	6-4	325	6	Pittsburgh
71	Xavier Nixon	T	6-6	314	R	Florida
76	Joe Reitz	G	6-7	323	3	Western Michigan
64	Samson Satele	C	6-3	300	7	Hawaii
69	Hugh Thornton	G	6-3	334	R	Illinois

DEFENSIVE LINE (7)

No	Name	Pos	HT	WT	Exp	College
96	Josh Chapman	NT	6-0	340	2	Alabama
99	Ricky Jean Francois	DT	6-3	297	5	LSU
97	Aubrayo Franklin	DT	6-1	320	11	Tennessee
91	Ricardo Mathews	DT	6-3	308	4	Cincinnati
95	Fili Moala	DE	6-4	308	5	USC
61	Jeris Pendleton	DT	6-2	334	2	Ashland
90	Cory Redding	DE	6-4	318	11	Texas

LINEBACKERS (10)

No	Name	Pos	HT	WT	Exp	College
56	Daniel Adongo	OLB	6-5	257	R	Pretoria (South Africa)
53	Kavell Conner	ILB	6-0	245	4	Clemson
50	Jerrell Freeman	ILB	6-0	240	2	Mary Hardin-Baylor
59	Cam Johnson	OLB	6-3	268	1	Virginia
98	Robert Mathis	OLB	6-2	246	11	Alabama A&M
57	Josh McNary	ILB	6-0	251	R	Army
52	Kelvin Sheppard	ILB	6-2	256	3	LSU
58	Andy Studebaker	OLB	6-3	248	6	Wheaton
93	Erik Walden	OLB	6-2	250	6	Middle Tenn. St
92	Bjoern Werner	OLB	6-3	260	R	Florida State

DEFENSIVE BACKS (10)

No	Name	Pos	HT	WT	Exp	College
41	Antoine Bethea	S	5-11	206	8	Howard
38	Sergio Brown	S	6-2	218	4	Notre Dame
20	Darius Butler	CB	5-10	188	5	Connecticut
23	Vontae Davis	CB	5-11	204	5	Illinois
27	Josh Gordy	CB	5-11	196	3	Central Michigan
30	LaRon Landry	S	6-0	226	7	LSU
42	Corey Lynch	S	6-0	210	6	Appalachian State
40	Sheldon Price	CB	6-2	186	R	UCLA
28	Greg Toler	CB	6-0	190	5	St. Paul's
32	Cassius Vaughn	CB	5-11	199	4	Mississippi

SPECIALISTS (3)

No	Name	Pos	HT	WT	Exp	College
1	Pat McAfee	P	6-1	233	5	West Virginia
45	Matt Overton	LS	6-1	242	2	Western Washington
4	Adam Vinatieri	K	6-0	208	18	South Dakota State

COACHING STAFF

HEAD COACH: Chuck Pagano

Pep Hamilton (Offensive Coordinator), Greg Manusky (Defensive Coordinator), Tom McMahon (Special Teams Coordinator), Roy Anderson (Safeties Coach), Tim Berbenich (Offensive Assistant), Brant Boyer (Assistant Special Teams Coach), Clyde Christensen (Quarterbacks Coach), Gary Emanuel (Defensive Line Coach), Jeff FitzGerald (Linebackers Coach), Joe Gilbert (Offensive Line Coach), Mike Gillhamer (Secondary Coach), Frank Giufre (Offensive Quality Control Coach), Richard Howell (Assistant Strength & Conditioning), Hal Hunter (Assistant Offensive Line Coach), Roger Marandino (Strength & Conditioning), Alfredo Roberts (Tight Ends Coach), David Walker (Running Backs Coach), Brad White (Defensive Quality Control Coach), Charlie Williams (Wide Receivers Coach).

YEAR	DRAFTEES	FREE AGENTS	TRADES/WAIVERS
2001	Reggie Wayne (1)*		
2003	Robert Mathis (5)		
2006	Antoine Bethea (6)	Adam Vinatieri (UFA-NE)	
2009	Donald Brown (1)		
	Fili Moala (2)		
	Pat McAfee (7)		
2010	Pat Angerer (2)*	Jeff Linkenbach	
	Ricardo Mathews (7)	Joe Reitz	
	Kavell Conner (7)		
2011	Anthony Castonzo (1)	Scott Lutrus*	
2012	Andrew Luck (1)	Darius Butler	Sergio Brown (W-NE)
	Coby Fleener (2)	Jerrell Freeman	Vontae Davis (T-MIA)
	Dwayne Allen (3)*	Mario Harvey*	Josh Gordy (T-STL)
	T.Y. Hilton (3)	Justin Hickman*	Cassius Vaughn (T-DEN)
	Josh Chapman (5)	Delano Howell*	
	Vick Ballard (5)*	Mike McGlynn (UFA-CIN)	
	LaVon Brazill (6)	Matt Overton	
	Justin Anderson (7)*	Cory Redding (UFA-BAL)	
	Chandler Harnish (7)^	Samson Satele (UFA-OAK)	
		Weslye Saunders	
2013	Bjoern Werner (1)	Daniel Adongo	Jack Doyle (W-TEN)
	Hugh Thornton (3)	Zach Allen^	Stanley Havili (T-PHI)
	Khaled Holmes (4)	Thomas Austin^	Cam Johnson (T-SF)
	Montori Hughes (5)*	Alan Baxter^	Kelvin Sheppard (T-BUF)
		Ahmad Bradshaw*	Trent Richardson (T-CLE)
		Gosder Cherilus (UFA-DET)	
		Tashard Choice	
		Aubrayo Franklin (UFA-SD)	
		Matt Hasselbeck	
		Daniel Herron*	
		Darrius Heyward-Bey	
		Ricky Jean Francois (UFA-SF)	
		LaRon Landry (UFA-NYJ)	
		Josh Lenz	
		Corey Lynch	
		Josh McNary	
		Xavier Nixon	
		Jeris Pendleton	
		Tauren Poole^	
		Sheldon Price	
		Chris Rainey*	
		Da'Rick Rogers	
		Lawrence Sidbury (UFA-ATL)*	
		Andy Studebaker	
		Donald Thomas (UFA-NE)*	
		Greg Toler (UFA-ARI)	
		Christian Tupou^	
		Erik Walden (UFA-GB)	
		Martell Webb^	
		Griff Whalen	

^practice squad, *injured reserve

COLTS ALPHABETICAL ROSTER

NO	NAME	POS	HT	WT	DOB	AGE	EXP	COLLEGE	HOMETOWN	HOW ACQ.	1/6/2014 GP/GS/DNP/IA	2013 Playoffs GP/GS/DNP/IA
56	Adongo, Daniel	OLB	6-5	257	10/12/1989	24	R	Pretoria (South Africa)	Nairobi, Kenya	FA-13	2/0/0/2	0/0/0/1
41	Bethea, Antoine	S	5-11	206	7/27/1984	29	8	Howard	Newport News, VA	D6-06	16/16/0/0	1/1/0/0
15	Brazill, LaVon	WR	5-11	200	3/15/1989	24	2	Ohio	Lantana, FL	D6-12	10/0/0/1	1/1/0/0
31	Brown, Donald	RB	5-10	210	4/11/1987	26	5	Connecticut	Atlantic Highlands, NJ	D1-09	16/5/0/0	1/1/0/0
38	Brown, Sergio	S	6-2	218	5/22/1988	25	4	Notre Dame	Maywood, IL	W-12 (NE)	14/0/0/2	1/0/0/0
20	Butler, Darius	CB	5-10	188	3/18/1986	27	5	Connecticut	Tamarac, FL	FA-12	16/7/0/0	1/0/0/0
74	Castonzo, Anthony	T	6-7	311	8/9/1988	25	3	Boston College	Hawthorn Woods, IL	D1-11	16/16/0/0	1/1/0/0
96	Chapman, Josh	NT	6-0	341	6/10/1990	23	2	Alabama	Hoover, AL	D5-12	13/0/0/3	1/0/0/0
78	Cherilus, Gosder	T	6-7	316	6/28/1984	29	6	Boston College	Somerville, MA	UFA-13 (DET)	16/16/0/0	1/1/0/0
43	Choice, Tashard	RB	5-10	210	11/20/1984	29	6	Georgia Tech	Lovejoy, GA	FA-13	15/0/0/0	1/0/0/0
53	Conner, Kavell	ILB	6-0	245	2/23/1987	26	4	Clemson	Richmond, VA	D7-10	10/0/0/6	1/0/0/0
23	Davis, Vontae	CB	5-11	204	5/27/1988	25	5	Illinois	Washington, DC	T-12 (MIA)	16/16/0/0	1/1/0/0
84	Doyle, Jack	TE	6-6	258	5/5/1990	23	R	Western Kentucky	Indianapolis, IN	FA-13	14/4/1/1	1/0/0/0
80	Fleener, Coby	TE	6-6	251	9/20/1988	25	2	Stanford	Lemont, IL	D2-12	16/12/0/0	1/1/0/0
97	Franklin, Aubrayo	DT	6-1	320	8/27/1980	33	11	Tennessee	Johnson City, TN	UFA-13 (SD)	16/15/0/0	1/1/0/0
50	Freeman, Jerrell	ILB	6-0	240	5/1/1986	27	2	Mary Hardin-Baylor	Waco, TX	FA-12	16/16/0/0	1/1/0/0
27	Gordy, Josh	CB	5-11	196	2/9/1987	26	3	Central Michigan	Warthen, GA	T-12 (STL)	12/0/0/4	1/0/0/0
8	Hasselbeck, Matt	QB	6-4	235	9/25/1975	38	15	Boston College	Norfolk, MA	FA-13	3/0/13/0	0/0/1/0
39	Havili, Stanley	FB	6-0	243	11/14/1987	26	2	USC	Salt Lake City, UT	T-13 (PHI)	13/8/0/3	1/0/0/0
81	Heyward-Bey, Darrius	WR	6-2	220	2/26/1987	26	5	Maryland	Silver Spring, MD	FA-13	16/11/0/0	1/0/0/0
13	Hilton, T.Y.	WR	5-9	178	11/14/1989	24	2	Florida International	Miami, FL	D3-12	16/10/0/0	1/1/0/0
62	Holmes, Khaled	C/G	6-3	319	1/19/1990	23	R	USC	Santa Ana, CA	D4-13	4/0/3/9	0/0/0/1
99	Jean Francois, Ricky	DT	6-3	297	11/23/1986	27	5	LSU	Miami, FL	UFA-13 (SF)	10/10/0/6	1/1/0/0
59	Johnson, Cam	OLB	6-3	268	5/24/1990	23	1	Virginia	Washington, DC	T-13 (SF)	12/0/0/4	1/0/0/0
30	Landry, LaRon	S	6-0	226	10/14/1984	29	7	LSU	Metairie, LA	UFA-13 (NYJ)	12/12/0/4	1/1/0/0
72	Linkenbach, Jeff	T	6-6	325	6/9/1987	26	4	Cincinnati	Sandusky, OH	FA-10	12/5/0/4	1/0/0/0
12	Luck, Andrew	QB	6-4	240	9/12/1989	24	2	Stanford	Houston, TX	D1-12	16/16/0/0	1/1/0/0
42	Lynch, Corey	S	6-0	210	5/7/1985	28	6	Appalachian State	Cape Coral, FL	FA-13	8/0/0/0	1/0/0/0
91	Mathews, Ricardo	DT	6-3	308	7/30/1987	26	4	Cincinnati	Jacksonville, FL	D7-10	16/1/0/0	1/0/0/0
98	Mathis, Robert	OLB	6-2	246	2/26/1981	32	11	Alabama A&M	Atlanta, GA	D5-03	16/16/0/0	1/1/0/0
1	McAfee, Pat	P	6-1	233	5/2/1987	26	5	West Virginia	Plum, PA	D7-09	16/0/0/0	1/0/0/0
75	McGlynn, Mike	G/C	6-4	325	3/8/1985	28	6	Pittsburgh	Austintown, OH	UFA-12 (CIN)	15/14/0/1	1/1/0/0
57	McNary, Josh	ILB	6-0	251	4/10/1988	25	R	Army	Houston, TX	FA-13	5/0/0/0	1/0/0/0
95	Moala, Fili	DE	6-4	308	6/23/1985	28	5	USC	Buena Park, CA	D2-09	16/6/0/0	0/0/0/1
71	Nixon, Xavier	T	6-6	314	9/17/1990	23	R	Florida	Fayetteville, NC	FA-13	4/1/0/4	0/0/1/0
45	Overton, Matt	LS	6-1	242	7/6/1985	28	2	Western Washington	Tracy, CA	FA-12	16/0/0/0	1/0/0/0
61	Pendleton, Jeris	DT	6-2	334	11/7/1983	30	2	Ashland	Chicago, IL	FA-13	1/0/0/0	1/0/0/0
40	Price, Sheldon	CB	6-2	186	3/26/1991	22	R	UCLA	Chino Hills, CA	FA-13	0/0/0/1	0/0/0/1
90	Redding, Cory	DE	6-4	318	11/15/1980	33	11	Texas	Houston, TX	UFA-12 (BAL)	15/15/0/1	1/1/0/0
76	Reitz, Joe	G	6-7	323	8/24/1985	28	3	W. Michigan	Fishers, IN	FA-10	13/3/1/2	0/0/0/1
34	Richardson, Trent	RB	5-9	225	7/10/1990	23	2	Alabama	Pensacola, FL	T-13 (CLE)	16/10/0/0	1/0/0/0
16	Rogers, Da'Rick	WR	6-3	215	6/18/1991	22	R	Tennessee Tech	Atlanta, GA	FA-13	5/3/0/3	1/0/0/0
64	Satele, Samson	C	6-3	300	11/29/1984	29	7	Hawaii	Kailua, HI	UFA-12 (OAK)	13/13/0/3	1/1/0/0
47	Saunders, Weslye	TE	6-5	261	1/16/1989	24	3	South Carolina	Durham, NC	FA-13	6/1/0/3	0/0/0/1
52	Sheppard, Kelvin	ILB	6-2	256	1/2/1988	26	3	LSU	Stone Mountain, GA	T-13 (BUF)	15/7/0/1	1/1/0/0
58	Studebaker, Andy	OLB	6-3	248	9/16/1985	28	6	Wheaton	Congerville, IL	FA-13	11/0/0/0	1/0/0/0
69	Thornton, Hugh	G	6-3	334	6/28/1991	22	R	Illinois	Oberlin, OH	D3-13	14/12/0/2	1/1/0/0
28	Toler, Greg	CB	6-0	190	1/2/1985	29	5	St. Paul's	Washington, DC	UFA-13 (ARI)	9/7/0/7	1/1/0/0
32	Vaughn, Cassius	CB	5-11	199	11/3/1987	26	4	Mississippi	Memphis, TN	T-12 (DEN)	16/4/0/0	0/0/0/1
4	Vinatieri, Adam	K	6-0	208	12/28/1972	41	18	S. Dakota State	Rapid City, SD	UFA-06 (NE)	15/0/1/0	1/0/0/0
93	Walden, Erik	OLB	6-2	250	8/21/1985	28	6	Middle Tennessee St.	Dublin, GA	UFA-13 (GB)	15/15/0/0	1/1/0/0
92	Werner, Bjoern	OLB	6-3	260	8/30/1990	23	R	Florida State	Berlin, Germany	D1-13	13/1/0/3	1/0/0/0
17	Whalen, Griff	WR	5-11	198	3/1/1990	23	2	Stanford	Sylvania, OH	FA-12	9/3/0/1	1/1/0/0

PRACTICE SQUAD

67	Allen, Zach	G	6-3	328	8/31/1990	23	R	North Carolina State	Tifton, GA	FA-13	0/0/0/0
65	Austin, Thomas	C	6-4	310	11/14/1986	26	3	Clemson	Camden, SC	FA-13	1/0/0/0
49	Baxter, Alan	LB	6-0	238	3/28/1991	22	R	Northern Illinois	Buffalo Grove, IL	FA-13	0/0/0/0
5	Harnish, Chandler	QB	6-2	222	7/28/1988	25	1	Northern Illinois	Bluffton, IN	D7-12	0/0/0/0
11	Lenz, Josh	WR	6-0	194	9/22/1990	23	R	Iowa State	Dubuque, IA	FA-13	0/0/0/0
35	Poole, Tauren	RB	5-10	210	10/19/1989	24	2	Tennessee	Toccoa, GA	FA-13	0/0/0/0
	Tupou, Christian	DT	6-2	290	5/7/1989	24	R	USC	Sacramento, CA	FA-13	0/0/0/0
85	Webb, Martell	TE	6-3	278	11/10/1989	24	1	Michigan	Pontiac, MI	FA-13	0/0/0/0

RESERVE/INJURED

83	Allen, Dwayne	TE	6-3	265	2/24/1990	23	2	Clemson	Fayettville, NC	D3-12	1/1/0/1
79	Anderson, Justin	G	6-5	340	4/15/1988	25	2	Georgia	Ocilla, GA	D7-12	0/0/0/0
51	Angerer, Pat	ILB	6-0	238	1/31/1987	26	4	Iowa	Bettendorf, IA	D2-10	11/9/0/3
33	Ballard, Vick	RB	5-10	224	7/16/1990	23	2	Mississippi State	Pascagoula, MS	D5-12	1/1/0/0
44	Bradshaw, Ahmad	RB	5-10	217	3/19/1986	27	7	Marshall	Bluefield, VA	FA-13	3/2/0/2
54	Harvey, Mario	ILB	6-0	264	8/10/1987	26	2	Marshall	Forsyth, GA	FA-12	12/0/0/0
36	Herron, Daniel	RB	5-10	212	3/21/1989	24	1	Ohio State	Warren, OH	FA-13	6/0/0/1
55	Hickman, Justin	OLB	6-2	249	7/20/1985	28	2	UCLA	Glendale, AZ	FA-12	0/0/0/0
26	Howell, Delano	S	5-11	197	11/17/1989	24	2	Stanford	Newhall, CA	FA-12	6/3/0/5
94	Hughes, Montori	DT	6-4	349	8/25/1990	23	R	Tennessee-Martin	Murfreesboro, TN	D5-13	4/0/0/11
56	Lutrus, Scott	ILB	6-3	238	4/23/1988	25	2	Connecticut	Brookfield, CT	FA-11	0/0/0/0
25	Rainey, Chris	RB	5-9	180	3/2/1988	25	2	Florida	Lakeland, FL	FA-13	2/0/0/1
56	Sidbury, Lawrence	OLB	6-3	269	2/6/1986	27	5	Richmond	Clinton, MD	UFA-13 (ATL)	0/0/0/0
66	Thomas, Donald	G	6-4	308	9/25/1985	28	6	Connecticut	West Haven, CT	UFA-13 (NE)	2/2/0/0
87	Wayne, Reggie	WR	6-0	200	11/17/1978	35	13	Miami (FL)	New Orleans, LA	D1-01	7/7/0/0

COACHING STAFF

HEAD COACH: Chuck Pagano

Pep Hamilton (Offensive Coordinator), Greg Manusky (Defensive Coordinator), Tom McMahon (Special Teams Coordinator), Roy Anderson (Safeties Coach), Tim Berbenich (Offensive Assistant), Brant Boyer (Assistant Special Teams Coach), Clyde Christensen (Quarterbacks Coach), Gary Emanuel (Defensive Line Coach), Jeff FitzGerald (Linebackers Coach), Joe Gilbert (Offensive Line Coach), Mike Gillhamer (Secondary Coach), Frank Giufre (Offensive Quality Control Coach), Richard Howell (Assistant Strength & Conditioning), Hal Hunter (Assistant Offensive Line Coach), Roger Marandino (Strength & Conditioning), Alfredo Roberts (Tight Ends Coach), David Walker (Running Backs Coach), Brad White (Defensive Quality Control Coach), Charlie Williams (Wide Receivers Coach).

COLTS NUMERICAL ROSTER

NO	NAME	POS	HT	WT	DOB	AGE	EXP	COLLEGE	HOMETOWN	HOW ACQ.	1/6/2014 GP/GS/DNP/IA	2013 Playoffs GP/GS/DNP/IA
1	Pat McAfee	P	6-1	233	5/2/1987	26	5	West Virginia	Plum, PA	D7-09	16/0/0/0	1/0/0/0
4	Adam Vinatieri	K	6-0	208	12/28/1972	41	18	South Dakota State	Rapid City, SD	UFA-06 (NE)	15/0/1/0	1/0/0/0
8	Matt Hasselbeck	QB	6-4	235	9/25/1975	37	15	Boston College	Norfolk, MA	FA-13	3/0/13/0	0/0/1/0
12	Andrew Luck	QB	6-4	240	9/12/1989	24	2	Stanford	Houston, TX	D1-12	16/16/0/0	1/1/0/0
13	T.Y. Hilton	WR	5-9	178	11/14/1989	24	2	Florida International	Miami, FL	D3-12	16/10/0/0	1/1/0/0
15	LaVon Brazill	WR	5-11	200	3/15/1989	24	2	Ohio	Lantana, FL	D6-12	10/0/0/1	1/1/0/0
16	Da'Rick Rogers	WR	6-3	215	6/18/1991	22	R	Tennessee Tech	Atlanta, GA	FA-13	5/3/0/3	1/0/0/0
17	Griff Whalen	WR	5-11	198	3/1/1990	23	2	Stanford	Sylvania, OH	FA-12	9/3/0/1	1/1/0/0
20	Darius Butler	CB	5-10	188	3/18/1986	27	5	Connecticut	Tamarac, FL	FA-12	16/7/0/0	1/0/0/0
23	Vontae Davis	CB	5-11	204	5/27/1988	25	5	Illinois	Washington, DC	T-12 (MIA)	16/16/0/0	1/1/0/0
27	Josh Gordy	CB	5-11	196	2/9/1987	26	3	Central Michigan	Warthen, GA	T-12 (STL)	12/0/0/4	1/0/0/0
28	Greg Toler	CB	6-0	190	1/2/1985	29	5	St. Paul's	Washington, DC	UFA-13 (ARI)	9/7/0/7	1/1/0/0
30	LaRon Landry	S	6-0	226	10/14/1984	28	7	LSU	Metairie, LA	UFA-13 (NYJ)	12/12/0/4	1/1/0/0
31	Donald Brown	RB	5-10	210	4/11/1987	26	5	Connecticut	Atlantic Highlands, NJ	D1-09	16/5/0/0	1/1/0/0
32	Cassius Vaughn	CB	5-11	199	11/3/1987	26	4	Mississippi	Memphis, TN	T-12 (DEN)	16/4/0/0	0/0/0/1
34	Trent Richardson	RB	5-9	225	7/10/1990	23	2	Alabama	Pensacola, FL	T-13 (CLE)	16/10/0/0	1/0/0/0
38	Sergio Brown	S	6-2	218	5/22/1988	25	4	Notre Dame	Maywood, IL	W-12 (NE)	14/0/0/2	1/0/0/0
39	Stanley Havili	FB	6-0	243	11/14/1987	25	2	USC	Salt Lake City, UT	T-13 (PHI)	13/8/0/3	1/0/0/0
40	Sheldon Price	CB	6-2	186	3/26/1991	22	R	UCLA	Chino Hills, CA	FA-13	0/0/0/1	0/0/0/1
41	Antoine Bethea	S	5-11	206	7/27/1984	29	8	Howard	Newport News, VA	D6-06	16/16/0/0	1/1/0/0
42	Corey Lynch	S	6-0	210	5/7/1985	28	6	Appalachian State	Cape Coral, FL	FA-13	8/0/0/0	1/0/0/0
43	Tashard Choice	RB	5-10	210	11/20/1984	29	6	Georgia Tech	Lovejoy, GA	FA-13	15/0/0/0	1/0/0/0
45	Matt Overton	LS	6-1	242	7/6/1985	28	2	Western Washington	Tracy, CA	FA-12	16/0/0/0	1/0/0/0
47	Weslye Saunders	TE	6-5	261	1/16/1989	24	3	South Carolina	Durham, NC	FA-13	6/1/0/3	0/0/0/1
50	Jerrell Freeman	ILB	6-0	240	5/1/1986	27	2	Mary Hardin-Baylor	Waco, TX	FA-12	16/16/0/0	1/1/0/0
52	Kelvin Sheppard	ILB	6-2	256	1/2/1988	26	3	LSU	Stone Mountain, GA	T-13 (BUF)	15/7/0/1	1/1/0/0
53	Kavell Conner	ILB	6-0	245	2/23/1987	26	4	Clemson	Richmond, VA	D7-10	10/0/0/6	1/0/0/0
56	Daniel Adongo	OLB	6-5	257	10/12/1989	24	R	Pretoria (South Africa)	Nairobi, Kenya	FA-13	2/0/0/2	0/0/0/1
57	Josh McNary	ILB	6-0	251	4/10/1988	25	R	Army	Houston, TX	FA-13	5/0/0/0	1/0/0/0
58	Andy Studebaker	OLB	6-3	248	9/16/1985	28	6	Wheaton	Congerville, IL	FA-13	11/0/0/0	1/0/0/0
59	Cam Johnson	OLB	6-3	268	5/24/1990	23	1	Virginia	Washington, DC	T-13 (SF)	12/0/0/4	1/0/0/0
61	Jeris Pendleton	DT	6-2	334	11/7/1983	30	2	Ashland	Chicago, IL	FA-13	1/0/0/0	1/0/0/0
62	Khaled Holmes	C/G	6-3	319	1/19/1990	23	R	USC	Santa Ana, CA	D4-13	4/0/3/9	0/0/0/1
64	Samson Satele	C	6-3	300	11/29/1984	29	7	Hawaii	Kailua, HI	UFA-12 (OAK)	13/13/0/3	1/1/0/0
69	Hugh Thornton	G	6-3	334	6/28/1991	21	R	Illinois	Oberlin, OH	D3-13	14/12/0/2	1/1/0/0
71	Xavier Nixon	T	6-6	314	9/17/1990	23	R	Florida	Fayetteville, NC	FA-13	4/1/0/4	0/0/1/0
72	Jeff Linkenbach	T	6-6	325	6/9/1987	26	4	Cincinnati	Sandusky, OH	FA-10	12/5/0/4	1/0/0/0
74	Anthony Castonzo	T	6-7	311	8/9/1988	25	3	Boston College	Hawthorn Woods, IL	D1-11	16/16/0/0	1/1/0/0
75	Mike McGlynn	G/C	6-4	325	3/8/1985	27	6	Pittsburgh	Austintown, OH	UFA-12 (CIN)	15/14/0/1	1/1/0/0
76	Joe Reitz	G	6-7	323	8/24/1985	28	3	Western Michigan	Fishers, IN	FA-10	13/3/1/2	0/0/0/1
78	Gosder Cherilus	T	6-7	316	6/28/1984	29	6	Boston College	Somerville, MA	UFA-13 (DET)	16/16/0/0	1/1/0/0
80	Coby Fleener	TE	6-6	251	9/20/1988	25	2	Stanford	Lemont, IL	D2-12	16/12/0/0	1/1/0/0
81	Darrius Heyward-Bey	WR	6-2	220	2/26/1987	26	5	Maryland	Silver Spring, MD	FA-13	16/11/0/0	1/0/0/0
84	Jack Doyle	TE	6-6	258	5/5/1990	23	R	Western Kentucky	Indianapolis, IN	FA-13	14/4/1/1	1/0/0/0
90	Cory Redding	DE	6-4	318	11/15/1980	33	11	Texas	Houston, TX	UFA-12 (BAL)	15/15/0/1	1/1/0/0
91	Ricardo Mathews	DT	6-3	308	7/30/1987	26	4	Cincinnati	Jacksonville, FL	D7-10	16/1/0/0	1/0/0/0
92	Bjoern Werner	OLB	6-3	260	8/30/1990	22	R	Florida State	Berlin, Germany	D1-13	13/1/0/3	1/0/0/0
93	Erik Walden	OLB	6-2	250	8/21/1985	28	6	Middle Tennessee St.	Dublin, GA	UFA-13 (GB)	15/15/0/0	1/1/0/0
95	Fili Moala	DE	6-4	308	6/23/1985	28	5	USC	Buena Park, CA	D2-09	16/6/0/0	0/0/0/1
96	Josh Chapman	NT	6-0	340	6/10/1990	23	2	Alabama	Hoover, AL	D5-12	12/0/0/4	1/0/0/0
97	Aubrayo Franklin	DT	6-1	320	8/27/1980	33	11	Tennessee	Johnson City, TN	UFA-13 (SD)	16/15/0/0	1/1/0/0
98	Robert Mathis	OLB	6-2	246	2/26/1981	32	11	Alabama A&M	Atlanta, GA	D5-03	16/16/0/0	1/1/0/0
99	Ricky Jean Francois	DT	6-3	297	11/23/1986	26	5	LSU	Miami, FL	UFA-13 (SF)	10/10/0/6	1/1/0/0
PRACTICE SQUAD												
5	Chandler Harnish	QB	6-2	222	7/28/1988	24	1	Northern Illinois	Bluffton, IN	D7-12	0/0/0/0	
11	Josh Lenz	WR	6-0	194	9/22/1990	23	R	Iowa State	Dubuque, IA	FA-13	0/0/0/0	
35	Tauren Poole	RB	5-10	210	10/19/1989	24	2	Tennessee	Toccoa, GA	FA-13	0/0/0/0	
49	Alan Baxter	LB	6-0	238	3/28/1991	22	R	Northern Illinois	Buffalo Grove, IL	FA-13	0/0/0/0	
65	Thomas Austin	C	6-4	310	11/14/1986	26	3	Clemson	Camden, SC	FA-13	1/0/0/0	
67	Zach Allen	G	6-3	328	8/31/1990	23	R	North Carolina State	Tifton, GA	FA-13	0/0/0/0	
85	Martell Webb	TE	6-3	278	11/10/1989	24	1	Michigan	Pontiac, MI	FA-13	0/0/0/0	
	Christian Tupou	DT	6-2	290	5/7/1989	24	R	USC	Sacramento, CA	FA-13	0/0/0/0	
RESERVE/INJURED												
25	Chris Rainey	RB	5-9	180	3/2/1988	25	2	Florida	Lakeland, FL	FA-13	2/0/0/1	
26	Delano Howell	S	5-11	197	11/17/1989	24	2	Stanford	Newhall, CA	FA-12	6/3/0/5	
33	Vick Ballard	RB	5-10	224	7/16/1990	23	2	Mississippi State	Pascagoula, MS	D5-12	1/1/0/0	
36	Daniel Herron	RB	5-10	212	3/21/1989	24	1	Ohio State	Warren, OH	FA-13	6/0/0/1	
44	Ahmad Bradshaw	RB	5-10	217	3/19/1986	27	7	Marshall	Bluefield, VA	FA-13	3/2/0/2	
51	Pat Angerer	ILB	6-0	238	1/31/1987	26	4	Iowa	Bettendorf, IA	D2-10	11/9/0/3	
54	Mario Harvey	ILB	6-0	264	8/10/1987	26	2	Marshall	Forsyth, GA	FA-12	12/0/0/0	
55	Justin Hickman	OLB	6-2	249	7/20/1985	28	2	UCLA	Glendale, AZ	FA-12	0/0/0/0	
56	Scott Lutrus	ILB	6-3	238	4/23/1988	25	2	Connecticut	Brookfield, CT	FA-11	0/0/0/0	
56	Lawrence Sidbury	OLB	6-3	269	2/6/1986	27	5	Richmond	Clinton, MD	UFA-13 (ATL)	0/0/0/0	
66	Donald Thomas	G	6-4	308	9/25/1985	28	6	Connecticut	West Haven, CT	UFA-13 (NE)	2/2/0/0	
79	Justin Anderson	G	6-5	340	4/15/1988	25	2	Georgia	Ocilla, GA	D7-12	0/0/0/0	
83	Dwayne Allen	TE	6-3	265	2/24/1990	23	2	Clemson	Fayettville, NC	D3-12	1/1/0/1	
87	Reggie Wayne	WR	6-0	200	11/17/1978	35	13	Miami (FL)	New Orleans, LA	D1-01	7/7/0/0	
94	Montori Hughes	DT	6-4	349	8/25/1990	22	R	Tennessee-Martin	Murfreesboro, TN	D5-13	4/0/0/11	

COACHING STAFF

HEAD COACH: Chuck Pagano

Pep Hamilton (Offensive Coordinator), Greg Manusky (Defensive Coordinator), Tom McMahon (Special Teams Coordinator), Roy Anderson (Safeties Coach), Tim Berbenich (Offensive Assistant), Brant Boyer (Assistant Special Teams Coach), Clyde Christensen (Quarterbacks Coach), Gary Emanuel (Defensive Line Coach), Jeff FitzGerald (Linebackers Coach), Joe Gilbert (Offensive Line Coach), Mike Gillhamer (Secondary Coach), Frank Giufre (Offensive Quality Control Coach), Richard Howell (Assistant Strength & Conditioning), Hal Hunter (Assistant Offensive Line Coach), Roger Marandino (Strength & Conditioning), Alfredo Roberts (Tight Ends Coach), David Walker (Running Backs Coach), Brad White (Defensive Quality Control Coach), Charlie Williams (Wide Receivers Coach).

DATE	POS.	PLAYER	TRANSACTION
12/31	S	Larry Asante	Signed a reserve/futures contract
12/31	T	Robert Griffin	Signed a reserve/futures contract
12/31	LB	Quinton Spears	Signed a reserve/futures contract
1/3	WR	Jabin Sambrano	Signed a reserve/futures contract
1/7	G	Justin Anderson	Signed a reserve/futures contract
1/7	CB	Marshay Green	Signed a reserve/futures contract
1/7	QB	Chandler Harnish	Signed a reserve/futures contract
1/7	TE	Dominique Jones	Signed a reserve/futures contract
1/7	LB	Shawn Loiseau	Signed a reserve/futures contract
1/7	RB	Davin Meggett	Signed a reserve/futures contract
1/7	LB	Monte Simmons	Signed a reserve/futures contract
1/8	T	Lee Ziemba	Signed a reserve/futures contract
1/9	LB	Jake Killeen	Signed a reserve/futures contract
1/9	RB	Alvester Alexander	Signed a reserve/futures contract
1/30	WR	Jeremy Kelley	Signed a reserve/futures contract
3/1	P	Pat McAfee	Designated Franchise Player
3/4	DT	Fili Moala	Signed a contract extension
3/7	C	Jeff Saturday	Signed as a free agent
3/8	C	Jeff Saturday	Placed on the Reserve/Retired List
3/13	LB	Lawrence Sidbury	Signed as an unrestricted free agent (ATL)
3/13	G	Donald Thomas	Signed as an unrestricted free agent (NE)
3/13	CB	Greg Toler	Signed as an unrestricted free agent (ARZ)
3/13	LB	Erik Walden	Signed as an unrestricted free agent (GB)
3/13	T	Gosder Cherilus	Signed as an unrestricted free agent (DET)
3/13	S	LaRon Landry	Signed as an unrestricted free agent (NYJ)
3/14	CB	Darius Butler	Signed as an unrestricted free agent (IND)
3/14	DT	Ricky Jean Francois	Signed as an unrestricted free agent (SF)
3/15	S	Tom Zbikowski	Released
3/18	CB	Cassius Vaughn	Signed qualifying offer
3/19	QB	Matt Hasselbeck	Signed as a free agent
3/19	G	Joe Reitz	Signed tender
3/20	DT	Aubrayo Franklin	Signed as an unrestricted free agent (SD)
3/22	NT	Martin Tevaseu	Signed tender
3/28	FB	Stanley Havili	Traded from the Philadelphia Eagles for DE Clifton Geathers
3/28	T	Jeff Linkenbach	Signed qualifying offer
4/1	WR	Darrius Heyward-Bey	Signed as a free agent
4/3	P	Pat McAfee	Signed franchise tender
4/11	LB	Josh McNary	Signed as a free agent
4/15	CB	Josh Gordy	Signed tender
4/25	OLB	Bjoern Werner	Selected in the first round (24th over all) of the NFL Draft
4/26	G	Hugh Thornton	Selected in the third round (86th over all) of the NFL Draft
4/27	C/G	Khaled Holmes	Selected in the fourth round (121st overall) of the NFL Draft
4/27	DT	Montori Hughes	Selected in the fifth round (139th overall) of the NFL Draft following a trade with the Cleveland Browns in exchange for a frouth round choice in the 2014 NFL Draft
4/27	S	John Boyett	Selected in the sixth round (192nd overall) of the NFL Draft
4/27	RB	Kerwynn Williams	Selected in the seventh round (230th overall) of the NFL Draft
4/27	TE	Justice Cunningham	Selected in the seventh round (254th overall) of the NFL Draft
4/29	LB	Kelvin Sheppard	Traded from the Buffalo Bills for LB Jerry Hughes
4/30	RB	Alvester Alexander	Waived
4/30	FB	Robert Hughes	Waived
4/30	LB	Shawn Loiseau	Waived
4/30	T	Emmett Cleary	Signed as an undrafted free agent
4/30	K	Brandon McManus	Signed as an undrafted free agent
4/30	RB	Dan Moore	Signed as an undrafted free agent
4/30	RB	Denodus O'Bryant	Signed as an undrafted free agent
4/30	CB	Sheldon Price	Signed as an undrafted free agent
4/30	LB	C.O. Prime	Signed as an undrafted free agent
4/30	WR	Rodrick Rumble	Signed as an undrafted free agent
4/30	WR	Lanear Sampson	Signed as an undrafted free agent
4/30	CB	Daxton Swanson	Signed as an undrafted free agent
5/2	CB	Nigel Malone	Signed as an undrafted free agent
5/9	C	A.Q. Shipley	Traded to the Baltimore Ravens in ex change for a conditional pick in the 2014 NFL Draft
5/9	C	Rick Schmeig	Signed as an undrafted free agent
5/9	G	Hugh Thornton	Signed contract
5/9	C/G	Khaled Holmes	Signed contract
5/9	DT	Montori Hughes	Signed contract
5/9	S	John Boyett	Signed contract
5/9	RB	Kerwynn Williams	Signed contract
5/9	TE	Justice Cunningham	Signed contract
5/12	CB	Nigel Malone	Waived
5/12	CB	Allen Chapman	Signed as an undrafted free agent
5/23	LB	Jake Killeen	Waived
5/23	LB	Caesar Rayford	Signed as a free agent
6/11	RB	Denodus O'Bryant	Waived
6/11	RB	Ahmad Bradshaw	Signed as a free agent
6/24	WR	LaVon Brazill	Suspended for the first four games of the 2013 regular season
7/18	TE	Weslye Saunders	Suspended for the first eight games of the 2013 regular season
7/23	S	John Boyett	Placed on the Non-Football Injury List
7/23	RB	Ahmad Bradshaw	Placed on the Physically Unable to Perform List
7/24	OLB	Bjoern Werner	Signed contract
7/25	OLB	Daniel Adongo	Signed as a free agent
7/25	TE	Weslye Saunders	Waived
7/27	ILB	Pat Angerer	Placed on the Physically Unable to Perform List
7/27	DE	Fili Moala	Placed on the Physically Unable to Perform List
7/30	LB	Josh McNary	Reinstated from the Reserve/Military List
7/30	NT	Brandon McKinney	Placed on Injured Reserve
8/1	OG	Danous Estenor	Signed as an undrafted free agent
8/1	C	Thomas Austin	Signed as a free agent
8/1	OG	Robert Griffin	Waived
8/1	ILB	Scott Lutrus	Waived-Injured
8/5	OLB	Monte Simmons	Waived
8/5	FB	Robert Hughes	Signed as a free agent
8/6	NT	Brandon McKinney	Released from Injured Reserve
8/8	S	Ashante Williams	Signed as undrafted free agent
8/8	LB	Shawn Loiseau	Signed as free agent
8/8	WR	Rodrick Rumble	Waived
8/8	G	Justin Anderson	Waived-Injured
8/12	RB	Ahmad Bradshaw	Restored to the active roster from the Physically Unable to Perform List
8/13	OLB	Monte Simmons	Signed as a free agent
8/13	ILB	Justin Hickman	Waived-Injured
8/13	CB	Johnny Adams	Signed as a free agent
8/13	OLB	Quinton Spears	Waived-Injured
8/13	ILB	Pat Angerer	Restored to the active roster from the Physically Unable to Perform List
8/16	FB	Dan Moore	Waived-Injured
8/19	DE	Fili Moala	Restored to the active roster from the Physically Unable to Perform List
8/19	WR	Maurice Williams	Signed as an undrafted free agent
8/21	WR	David Reed	Traded to the Baltimore Ravens in exchange for RB Delone Carter
8/25	CB	Johnny Adams	Waived
8/25	CB	Allen Chapman	Waived
8/25	OG	Danous Estenor	Waived
8/25	DT	Kellen Heard	Waived
8/25	K	Brandon McManus	Waived
8/25	RB	Davin Meggett	Waived
8/25	LB	C.O. Prime	Waived
8/25	C	Rick Schmeig	Waived
8/25	S	Ashante Williams	Waived
8/25	WR	Maurice Williams	Waived
8/25	CB	Teddy Williams	Waived-Injured
8/25	LB	Lawrence Sidbury	Placed on Injured Reserve
8/27	WR	Nathan Palmer	Waived-Injured
8/27	S	John Boyett	Placed on the Reserve/Non-Football Injury List
8/27	LB	Josh McNary	Exempt
8/30	CB	Teddy Williams	Waived from Injured Reserve

COLTS TRANSACTIONS

DATE	POS.	PLAYER	TRANSACTION
8/31	LB	Daniel Adongo	Waived
8/31	S	Larry Asante	Waived
8/31	C	Thomas Austin	Waived
8/31	CB	Marshay Green	Waived
8/31	DE	Lawrence Guy	Waived
8/31	QB	Chandler Harnish	Waived
8/31	FB	Robert Hughes	Waived
8/31	T	Ben Ijalana	Waived
8/31	TE	Dominique Jones	Waived
8/31	WR	Jeremy Kelley	Waived
8/31	LB	Josh McNary	Waived
8/31	DT	Drake Nevis	Waived
8/31	CB	Sheldon Price	Waived
8/31	WR	Jabin Sambrano	Waived
8/31	WR	Lanear Sampson	Waived
8/31	LB	Monte Simmons	Waived
8/31	T	Bradley Sowell	Waived
8/31	NT	Martin Tevaseu	Waived
8/31	G	Lee Ziemba	Waived
8/31	T	Emmett Cleary	Waived-Injured
8/31	LB	Shawn Loiseau	Waived-Injured
8/31	CB	Daxton Swanson	Waived-Injured
9/1	TE	Jack Doyle	Claimed off waivers (TEN)
9/1	RB	Kerwynn Williams	Waived
9/1	LB	Daniel Adongo	Signed to the practice squad
9/1	C	Thomas Austin	Signed to the practice squad
9/1	QB	Chandler Harnish	Signed to the practice squad
9/1	TE	Dominique Jones	Signed to the practice squad
9/1	LB	Josh McNary	Signed to the practice squad
9/1	CB	Sheldon Price	Signed to the practice squad
9/2	WR	Da'Rick Rogers	Signed to the practice squad
9/2	WR	Nathan Palmer	Waived from Injured Reserve
9/2	OLB	Cam Johnson	Traded from the San Francisco 49ers for a conditional draft pick
9/2	TE	Justice Cunningham	Waived
9/2	RB	Kerwynn Williams	Signed to the practice squad
9/3	S	John Boyett	Waived from the Reserve/Non-Foot ball Injury List
9/3	LB	Caesar Rayford	Traded to the Dallas Cowboys in ex-change for a conditional draft pick
9/3	TE	Dominique Jones	Signed to the active roster
9/3	TE	Justice Cunningham	Signed to the practice squad
9/5	T	Emmett Cleary	Waived from Injured Reserve
9/6	LB	Shawn Loiseau	Waived from Injured Reserve
9/10	LB	Quinton Spears	Waived from Injured Reserve
9/13	RB	Vick Ballard	Placed on Injured Reserve
9/13	RB	Kerwynn Williams	Signed to the active roster from the practice squad
9/16	RB	Miguel Maysonet	Signed to the practice squad
9/17	G	Donald Thomas	Placed on Injured Reserve
9/17	FB	Dan Moore	Waived from Injured Reserve
9/18	RB	Trent Richardson	Traded from the Cleveland Browns for a 2014 first-round draft pick
9/19	TE	Dwayne Allen	Placed on Injured Reserve
9/19	WR	Da'Rick Rogers	Signed to the active roster from the practice squad
9/19	WR	Danny Coale	Signed to the practice squad
9/24	DE	Lawrence Guy	Signed as a free agent
9/24	T	Xavier Nixon	Signed to the active roster from the Washington practice squad
9/24	WR	Da'Rick Rogers	Waived
9/24	RB	Kerwynn Williams	Waived
9/25	WR	Danny Coale	Released from the practice squad
9/25	RB	Miguel Maysonet	Released from the practice squad
9/25	WR	Da'Rick Rogers	Signed to the practice squad
9/25	RB	Kerwynn Williams	Signed to the practice squad
9/30	WR	Griff Whalen	Waived
9/30	FB	Robert Hughes	Signed as a free agent
10/1	C	Thomas Austin	Released from the practice squad
10/1	WR	Griff Whalen	Signed to the practice squad
10/3	S	Joe Lefeged	Waived
10/4	S	Larry Asante	Signed as a free agent
10/7	WR	LaVon Brazill	Exemption lifted and moved to the ac tive roster
10/7	DE	Lawrence Guy	Waived
10/8	FB	Robert Hughes	Waived
10/8	RB	Kerwynn Williams	Released from the practice squad
10/9	RB	Ahmad Bradshaw	Placed on Injured Reserve
10/9	RB	Daniel Herron	Signed to the active roster from the Cincinnati practice squad
10/9	OLB	Andy Studebaker	Signed as a free agent
10/9	RB	Robert Hughes	Signed to the practice squad
10/22	WR	Reggie Wayne	Placed on Injured Reserve
10/22	CB	Jalil Brown	Signed as a free agent
10/22	TE	Dominique Jones	Waived
10/22	FB	Robert Hughes	Released from the practice squad
10/28	WR	Griff Whalen	Signed to the active roster from the practice squad
10/28	C	Thomas Austin	Signed to the practice squad
10/28	T	Xavier Nixon	Waived
10/29	CB	Daxton Swanson	Waived from Injured Reserve
10/29	TE	Weslye Saunders	Signed as a free agent
10/29	T	Xavier Nixon	Signed to the practice squad
11/11	S	Larry Asante	Waived-Injured
11/11	WR	Da'Rick Rogers	Signed to the active roster from the practice squad
11/11	WR	Josh Lenz	Signed to the practice squad
11/19	WR	Griff Whalen	Waived
11/19	TE	Justice Cunningham	Signed to the active roster from the practice squad
11/19	OLB	Erik Walden	Suspended by the NFL for the team's Week 12 contest against Arizona
11/20	RB	Chris Rainey	Signed as a free agent
11/20	WR	Griff Whalen	Signed to the practice squad
11/26	OLB	Erik Walden	Exemption lifted and moved to the active roster
11/26	TE	Justice Cunningham	Waived
11/26	WR	David Reed	Waived
11/26	S	Delano Howell	Placed on Injured Reserve
11/26	ILB	Josh McNary	Signed to the active roster from the practice squad
11/26	S	Corey Lynch	Signed as a free agent
11/28	TE	Martell Webb	Signed to the practice squad
12/3	OLB	Daniel Adongo	Signed to the active roster from the practice squad
12/3	OT	Xavier Nixon	Signed to the active roster from the practice squad
12/3	FB	Robert Hughes	Signed to the practice squad
12/3	DT	Jeris Pendleton	Signed to the practice squad
12/4	ILB	Mario Harvey	Placed on Injured Reserve
12/4	RB	Daniel Herron	Placed on Injured Reserve
12/9	RB	Chris Rainey	Placed on Injured Reserve
12/9	RB	Tashard Choice	Signed as a free agent
12/14	CB	Jalil Brown	Waived
12/14	WR	Griff Whalen	Signed to the active roster from the practice squad
12/16	G	Zach Allen	Signed to the practice squad
12/17	ILB	Pat Angerer	Placed on Injured Reserve
12/17	RB	Shaun Draughn	Signed as a free agent
12/17	FB	Robert Hughes	Released from the practice squad
12/18	LB	Darin Drakeford	Signed to the practice squad
12/21	C	Thomas Austin	Signed to the active roster from the practice squad
12/21	RB	Shaun Draughn	Waived
12/23	LB	Darin Drakeford	Released from the practice squad
12/24	LB	Alan Baxter	Signed to the practice squad
12/24	DT	Montori Hughes	Placed on Injured Reserve
12/24	C	Thomas Austin	Waived
12/26	DT	Jeris Pendleton	Signed to the active roster from the practice squad
12/26	CB	Sheldon Price	Signed to the active roster from the practice squad
12/26	C	Thomas Austin	Signed to the practice squad
12/26	DE	Jake McDonough	Signed to the practice squad
12/26	RB	Tauren Poole	Signed to the practice squad
12/30	LB	Aaron Morgan	Signed to a reserve/future contract
1/3	DE	Jake McDonough	Released from the practice squad
1/3	DT	Christian Tupou	Signed to the practice squad
1/4	DE	Jake McDonough	Signed to a reserve/future contract

COLTS PARTICIPATION

	Date	9/8	9/15	9/22	9/29	10/6	10/14	10/20	11/3	11/10	11/14	11/24	12/1	12/8	12/15	12/22	12/29	TOTALS	2013 PLAYOFFS 1/4	TOTALS
	Opponent	Oak	Mia	@SF	@Jax	Sea	@SD	Den	@Hou	Stl	@Ten	@Ari	Ten	@Cin	Hou	@KC	Jax	GP/GS/DNP/IA	K.C.	GP/GS/DNP/IA
56	Adongo, Daniel	PS	PS	PS	PS	PS	PS	PS	PS	PS	PS	PS	PS	P	P	IA	IA	2/0/0/2	IA	0/0/0/1
83	Allen, Dwayne	TE	IA	IR	IR	IR	IR	IR	IR	IR	IR	IR	IR	IR	IR	IR	IR	1/1/0/1	IR	0/0/0/0
67	Allen, Zach	X	X	X	X	X	X	X	X	X	X	X	X	X	X	PS	PS	0/0/0/0	PS	0/0/0/0
79	Anderson, Justin	IR	IR	IR	IR	IR	IR	IR	IR	IR	IR	IR	IR	IR	IR	IR	IR	0/0/0/0	IR	0/0/0/0
51	Angerer, Pat	IA	MIKE	IA	MIKE	MIKE	MIKE	MIKE	MIKE	MIKE	MIKE	MIKE	P	P	IA	IR	IR	11/9/0/3	IR	0/0/0/0
25	Asante, Larry	X	X	X	X	P	P	P	P	P	IR	X	X	X	X	X	X	5/0/0/0	X	0/0/0/0
65	Austin, Thomas	PS	PS	PS	PS	X	X	X	PS	PS	PS	PS	PS	PS	PS	P	PS	1/0/0/0	PS	0/0/0/0
33	Ballard, Vick	RB	IR	IR	IR	IR	IR	IR	IR	IR	IR	IR	IR	IR	IR	IR	IR	1/1/0/0	IR	0/0/0/0
49	Baxter, Alan	X	X	X	X	X	X	X	X	X	X	X	X	X	X	X	PS	0/0/0/0	PS	0/0/0/0
41	Bethea, Antoine	SS	SS	SS	SS	SS	SS	SS	SS	SS	SS	SS	SS	SS	SS	SS	SS	16/16/0/0	SS	1/1/0/0
44	Bradshaw, Ahmad	P	RB	RB	IA	IA	IR	IR	IR	IR	IR	IR	IR	IR	IR	IR	IR	3/2/0/2	IR	0/0/0/0
15	Brazill, LaVon	SUS	SUS	SUS	SUS	SUS	P	P	P	P	P	P	P	P	IA	P	P	10/0/0/1	WR	1/1/0/0
31	Brown, Donald	P	P	P	P	P	P	P	P	P	P	P	RB	RB	RB	RB	RB	16/5/0/0	RB	1/1/0/0
21	Brown, Jalil	X	X	X	X	X	X	X	P	P	P	P	P	IA	X	X	X	5/0/0/1	X	0/0/0/0
38	Brown, Sergio	P	P	P	P	P	P	P	P	P	P	P	P	P	P	IA	IA	14/0/0/2	P	1/0/0/0
20	Butler, Darius	P	P	P	P	CB	P	CB	P	P	P	P	LCB	LCB	LCB	LCB	LCB	16/7/0/0	P	1/0/0/0
74	Castonzo, Anthony	LT	LT	LT	LT	LT	LT	LT	LT	LT	LT	LT	LT	LT	LT	LT	LT	16/16/0/0	LT	1/1/0/0
96	Chapman, Josh	P	P	P	P	P	P	IA	IA	IA	P	P	P	P	P	P	P	13/0/0/3	P	1/0/0/0
78	Cherilus, Gosder	RT	RT	RT	RT	RT	RT	RT	RT	RT	RT	RT	RT	RT	RT	RT	RT	16/16/0/0	RT	1/1/0/0
43	Choice, Tashard	X	X	X	X	X	X	X	X	X	X	X	X	X	P	P	P	%15/0/0/0	P	1/0/0/0
11	Coale, Danny	X	X	PS	X	X	X	X	X	X	X	X	X	X	X	X	X	0/0/0/0	X	0/0/0/0
53	Conner, Kavell	IA	IA	P	P	P	IA	P	P	P	P	IA	IA	IA	P	P	P	10/0/0/6	P	1/0/0/0
86	Cunningham, Justice	PS	PS	PS	PS	PS	PS	PS	PS	PS	PS	P	X	X	X	X	X	1/0/0/0	X	0/0/0/0
23	Davis, Vontae	RCB	RCB	RCB	RCB	RCB	RCB	RCB	RCB	RCB	RCB	RCB	RCB	RCB	RCB	RCB	RCB	16/16/0/0	RCB	1/1/0/0
84	Doyle, Jack	IA	DNP	P	P	P	P	P	TE	TE	P	TE	P	TE	P	P	P	14/4/1/1	P	1/0/0/0
49	Drakeford, Darin	X	X	X	X	X	X	X	X	X	X	X	X	X	X	PS	X	0/0/0/0	X	0/0/0/0
21	Draughn, Shaun	X	X	X	X	X	X	X	X	X	X	X	X	X	X	X	X	#3/0/0/0	X	0/0/0/0
80	Fleener, Coby	P	TE	P	P	TE	TE	TE	TE	TE	P	TE	TE	TE	TE	TE	TE	16/12/0/0	TE	1/1/0/0
97	Franklin, Aubrayo	NT	NT	NT	NT	NT	NT	P	NT	NT	NT	NT	NT	NT	NT	NT	NT	16/15/0/0	NT	1/1/0/0
50	Freeman, Jerrell	WILL	WILL	WILL	WILL	WILL	WILL	WILL	WILL	WILL	WILL	WILL	WILL	WILL	WILL	WILL	WILL	16/16/0/0	WILL	1/1/0/0
27	Gordy, Josh	P	P	P	P	P	P	P	IA	IA	IA	P	IA	P	P	P	P	12/0/0/4	P	1/0/0/0
67	Guy, Lawrence	X	X	X	P	P	X	X	X	X	X	X	X	X	X	X	X	2/0/0/0	X	0/0/0/0
5	Harnish, Chandler	PS	PS	PS	PS	PS	PS	PS	PS	PS	PS	PS	PS	PS	PS	PS	PS	0/0/0/0	PS	0/0/0/0
54	Harvey, Mario	P	P	P	P	P	P	P	P	P	P	P	P	IR	IR	IR	IR	12/0/0/0	IR	0/0/0/0
8	Hasselbeck, Matt	DNP	DNP	DNP	P	DNP	DNP	DNP	DNP	P	DNP	DNP	DNP	DNP	DNP	DNP	P	3/0/13/0	DNP	0/0/1/0
39	Havili, Stanley	FB	P	FB	FB	IA	FB	P	FB	P	FB	IA	FB	FB	IA	P	P	13/8/0/3	P	1/0/0/0
36	Herron, Daniel	X	X	X	X	X	IA	P	P	P	P	P	P	IR	IR	IR	IR	6/0/0/1	IR	0/0/0/0
81	Heyward-Bey, Darrius	WR	WR	WR	WR	WR	WR	WR	WR	WR	WR	P	WR	P	P	P	P	16/11/0/0	P	1/0/0/0
55	Hickman, Justin	IR	IR	IR	IR	IR	IR	IR	IR	IR	IR	IR	IR	IR	IR	IR	IR	0/0/0/0	IR	0/0/0/0
13	Hilton, T.Y.	P	P	P	WR	P	P	WR	P	WR	WR	WR	WR	WR	WR	WR	WR	16/10/0/0	WR	1/1/0/0
62	Holmes, Khaled	IA	IA	P	DNP	DNP	IA	IA	IA	IA	IA	IA	IA	DNP	P	P	P	4/0/3/9	IA	0/0/0/1
26	Howell, Delano	IA	IA	FS	FS	P	FS	P	IA	IA	IA	P	IR	IR	IR	IR	IR	6/3/0/5	IR	0/0/0/0
94	Hughes, Montori	IA	IA	IA	IA	IA	IA	IA	P	P	IA	IA	IA	P	P	IA	IR	4/0/0/11	IR	0/0/0/0
29	Hughes, Robert	X	X	X	X	P	PS	PS	X	X	X	X	X	PS	PS	X	X	1/0/0/0	X	0/0/0/0
99	Jean Francois, Ricky	DT	DT	DT	IA	IA	DT	DT	DT	DT	DT	DT	DT	IA	IA	IA	IA	10/10/0/6	DT	1/1/0/0
59	Johnson, Cam	P	P	P	P	P	P	P	IA	IA	P	P	IA	IA	P	P	P	12/0/0/4	P	1/0/0/0
46	Jones, Dominique	P	TE	P	P	FB	P	IA	X	X	X	X	X	X	X	X	X	6/2/0/1	X	0/0/0/0
30	Landry, LaRon	FS	FS	IA	IA	IA	IA	FS	FS	FS	FS	FS	FS	FS	FS	FS	FS	12/12/0/4	FS	1/1/0/0
35	Lefeged, Joe	P	P	P	P	X	X	X	X	X	X	X	X	X	X	X	X	4/0/0/0	X	0/0/0/0
11	Lenz, Josh	X	X	X	X	X	X	X	X	X	PS	PS	PS	PS	PS	PS	PS	0/0/0/0	PS	0/0/0/0
72	Linkenbach, Jeff	P	IA	RG	RG	P	P	P	P	P	TE	P	RG	IA	IA	IA	RG	13/5/0/3	P	1/0/0/0
12	Luck, Andrew	QB	QB	QB	QB	QB	QB	QB	QB	QB	QB	QB	QB	QB	QB	QB	QB	16/16/0/0	QB	1/1/0/0
56	Lutrus, Scott	IR	IR	IR	IR	IR	IR	IR	IR	IR	IR	IR	IR	IR	IR	IR	IR	0/0/0/0	IR	0/0/0/0
42	Lynch, Corey	X	X	X	X	X	X	X	X	X	X	X	P	P	P	P	P	^8/0/0/0	P	1/0/0/0
91	Mathews, Ricardo	P	P	P	P	P	P	P	P	P	P	P	P	P	P	P	DE	16/1/0/0	P	1/0/0/0
98	Mathis, Robert	RUSH	RUSH	RUSH	RUSH	RUSH	RUSH	RUSH	RUSH	RUSH	RUSH	RUSH	RUSH	RUSH	RUSH	RUSH	RUSH	16/16/0/0	RUSH	1/1/0/0
36	Maysonet, Miguel	X	X	PS	X	X	X	X	X	X	X	X	X	X	X	X	X	0/0/0/0	X	0/0/0/0
1	McAfee, Pat	P	P	P	P	P	P	P	P	P	P	P	P	P	P	P	P	16/0/0/0	P	1/0/0/0
63	McDonough, Jake	X	X	X	X	X	X	X	X	X	X	X	X	X	X	X	PS	0/0/0/0	X	0/0/0/0
75	McGlynn, Mike	RG	RG	C	C	RG	RG	RG	RG	RG	RG	RG	P	RG	C	RG	IA	15/14/0/1	RG	1/1/0/0
57	McNary, Josh	PS	PS	PS	PS	PS	PS	PS	PS	PS	PS	PS	P	P	P	P	P	5/0/0/0	P	1/0/0/0
95	Moala, Fili	P	P	P	DT	DT	P	P	P	P	P	P	P	DT	DT	DT	DT	16/6/0/0	IA	0/0/0/1
48	Moore, Dan	IR	IR	X	X	X	X	X	X	X	X	X	X	X	X	X	X	0/0/0/0	X	0/0/0/0
71	Nixon, Xavier	X	X	X	IA	IA	IA	IA	PS	PS	PS	PS	PS	P	P	LG	P	4/1/0/4	DNP	0/0/1/0
45	Overton, Matt	P	P	P	P	P	P	P	P	P	P	P	P	P	P	P	P	16/0/0/0	P	1/0/0/0
61	Pendleton, Jeris	X	X	X	X	X	X	X	X	X	X	X	X	PS	PS	PS	P	1/0/0/0	P	1/0/0/0
35	Poole, Tauren	X	X	X	X	X	X	X	X	X	X	X	X	X	X	X	PS	0/0/0/0	PS	0/0/0/0
40	Price, Sheldon	PS	PS	PS	PS	PS	PS	PS	PS	PS	PS	PS	PS	PS	PS	PS	IA	0/0/0/1	IA	0/0/0/1
25	Rainey, Chris	X	X	X	X	X	X	X	X	X	X	IA	P	P	IR	IR	IR	2/0/0/1	IR	0/0/0/0
90	Redding, Cory	DE	DE	DE	DE	DE	DE	DE	DE	DE	DE	DE	DE	DE	DE	DE	IA	15/15/0/1	DE	1/1/0/0
85	Reed, David	IA	IA	IA	P	P	P	IA	P	P	P	P	X	X	X	X	X	7/0/0/4	X	0/0/0/0
76	Reitz, Joe	DNP	P	G	P	P	P	P	P	P	P	P	P	LG	RG	IA	IA	13/3/1/2	IA	0/0/0/1
34	Richardson, Trent	X	X	P	RB	RB	RB	RB	RB	RB	RB	RB	P	P	P	P	P	*16/10/0/0	P	1/0/0/0
16	Rogers, Da'Rick	PS	PS	IA	PS	PS	PS	PS	PS	PS	IA	IA	P	P	WR	WR	WR	5/3/0/3	P	1/0/0/0
64	Satele, Samson	C	C	IA	IA	C	C	C	C	C	C	C	C	C	IA	C	C	13/13/0/3	C	1/1/0/0
47	Saunders, Weslye	X	X	X	X	X	X	X	IA	IA	P	TE	IA	P	P	P	P	6/1/0/3	IA	0/0/0/1
52	Sheppard, Kelvin	MIKE	P	MIKE	P	P	P	P	P	P	IA	P	MIKE	MIKE	MIKE	MIKE	MIKE	15/7/0/1	MIKE	1/1/0/0
56	Sidbury, Lawrence	IR	IR	IR	IR	IR	IR	IR	IR	IR	IR	IR	IR	IR	IR	IR	IR	0/0/0/0	IR	0/0/0/0
58	Spears, Quinton	IR	X	X	X	X	X	X	X	X	X	X	X	X	X	X	X	0/0/0/0	X	0/0/0/0
58	Studebaker, Andy	X	X	X	X	X	P	P	P	P	P	P	P	P	P	P	P	11/0/0/0	P	1/0/0/0
34	Swanson, Daxton	IR	IR	IR	IR	IR	IR	IR	X	X	X	X	X	X	X	X	X	0/0/0/0	X	0/0/0/0
66	Thomas, Donald	LG	LG	IR	IR	IR	IR	IR	IR	IR	IR	IR	IR	IR	IR	IR	IR	2/2/0/0	IR	0/0/0/0
69	Thornton, Hugh	P	P	LG	LG	LG	LG	LG	LG	LG	LG	LG	LG	IA	LG	IA	LG	14/12/0/2	LG	1/1/0/0
28	Toler, Greg	LCB	LCB	LCB	LCB	LCB	LCB	LCB	IA	IA	IA	IA	IA	IA	IA	P	P	9/7/0/7	LCB	1/1/0/0
	Tupou, Christian	X	X	X	X	X	X	X	X	X	X	X	X	X	X	X	X	0/0/0/0	PS	0/0/0/0
32	Vaughn, Cassius	P	P	P	P	P	P	P	LCB	LCB	LCB	LCB	P	P	P	P	P	16/4/0/0	IA	0/0/0/1
4	Vinatieri, Adam	P	P	P	P	P	P	P	P	DNP	P	P	P	P	P	P	P	15/0/1/0	P	1/0/0/0
93	Walden, Erik	SLB	SLB	SLB	SLB	SLB	SLB	SLB	SLB	SLB	SLB	SUS	SLB	SLB	SLB	SLB	SLB	15/15/0/0	SLB	1/1/0/0
87	Wayne, Reggie	WR	WR	WR	WR	WR	WR	WR	IR	IR	IR	IR	IR	IR	IR	IR	IR	7/7/0/0	IR	0/0/0/0
85	Webb, Martell	X	X	X	X	X	X	X	X	X	X	X	PS	PS	PS	PS	PS	0/0/0/0	PS	0/0/0/0
92	Werner, Bjoern	P	P	P	P	IA	IA	IA	P	P	P	SLB	P	P	P	P	P	13/1/0/3	P	1/0/0/0
17	Whalen, Griff	P	P	P	IA	PS	PS	PS	P	P	P	PS	PS	PS	WR	WR	WR	9/3/0/1	WR	1/1/0/0
37	Williams, Kerwynn	PS	P	IA	PS	PS	X	X	X	X	X	X	X	X	X	X	X	1/0/0/1	X	0/0/0/0

KEY: POSITION - start, P - played, IA - inactive, IR - injured reserve, DNP - did not play, PS - practice squad, X - not with team, PUP - physically unable to perform, NFI - non-football injury
SUS - suspended player, PSI - practice squad/injured

*** Started two games with the Cleveland Browns**
^ Competed in three games with the Tennessee Titans
% Competed in 12 games with the Buffalo Bills
 # Competed in three games with the Baltimore Ravens

2013 COLTS REGULAR SEASON STATS

WON 11, LOST 5

9/8/2013	W	21- 17	Oakland Raiders
9/15/2013	L	20- 24	Miami Dolphins
9/22/2013	W	27- 7	at San Francisco 49ers
9/29/2013	W	37- 3	at Jacksonville Jaguars
10/6/2013	W	34- 28	Seattle Seahawks
10/14/2013	L	9- 19	at San Diego Chargers
10/20/2013	W	39- 33	Denver Broncos
11/3/2013	W	27- 24	at Houston Texans
11/10/2013	L	8- 38	St. Louis Rams
11/14/2013	W	30- 27	at Tennessee Titans
11/24/2013	L	11- 40	at Arizona Cardinals
12/1/2013	W	22- 14	Tennessee Titans
12/8/2013	L	28- 42	at Cincinnati Bengals
12/15/2013	W	25- 3	Houston Texans
12/22/2013	W	23- 7	at Kansas City Chiefs
12/29/2013	W	30- 10	Jacksonville Jaguars

	COLTS	OPP
Total First Downs	**318**	**319**
Rushing	88	101
Passing	191	191
Penalty	39	27
3rd Down: Made/Att	80/213	79/210
3rd Down Pct.	37.6%	37.6%
4th Down: Made/Att	3/10	10/19
4th Down Pct.	30.0%	52.6%
Possession Avg.	**29:41**	**30:19**
Total Net Yards	**5468**	**5713**
Avg. Per Game	341.8	357.1
Total Plays	1023	1026
Avg. Per Play	5.3	5.6
Net Yards Rushing	**1743**	**2002**
Avg. Per Game	108.9	125.1
Total Rushes	409	448
Net Yards Passing	**3725**	**3711**
Avg. Per Game	232.8	231.9
Sacked/Yards Lost	32/227	42/248
Gross Yards	3952	3959
Attempts/Completions	582/350	536/324
Completion Pct.	60.1%	60.4%
Had Intercepted	10	15
Punts/Average	**77/45.4**	**75/45.6**
Net Punting Avg.	**38.0**	**39.7**
Penalties/Yards	**66/576**	**112/990**
Fumbles/Ball Lost	**14/4**	**26/12**
Touchdowns	**40**	**38**
Rushing	15	14
Passing	23	21
Returns	2	3

SCORE BY PERIODS	**Q1**	**Q2**	**Q3**	**Q4**	**OT**	**Pts**
Team	70	117	106	98	0	391
Opponents	102	102	66	66	0	336

SCORING	**TD**	**Ru**	**Pa**	**Rt**	**PAT**	**FG**	**2Pt**	**Pts**
A.Vinatieri	0	0	0	0	34/34	35/40	0	139
D.Brown	8	6	2	0	0/0	0/0	0	48
T.Hilton	5	0	5	0	0/0	0/0	0	30
C.Fleener	4	0	4	0	0/0	0/0	2	28
A.Luck	4	4	0	0	0/0	0/0	0	24
T.Richardson	4	3	1	0	0/0	0/0	0	24
R.Wayne	2	0	2	0	0/0	0/0	1	14
A.Bradshaw	2	2	0	0	0/0	0/0	0	12
G.Whalen	2	0	2	0	0/0	0/0	0	12
L.Brazill	2	0	2	0	0/0	0/0	0	12
D.Rogers	2	0	2	0	0/0	0/0	0	12
D.Heyward-Bey	1	0	1	0	0/0	0/0	1	8
D.Allen	1	0	1	0	0/0	0/0	0	6
D.Butler	1	0	0	1	0/0	0/0	0	6
S.Havili	1	0	1	0	0/0	0/0	0	6
D.Howell	1	0	0	1	0/0	0/0	0	6
C.Redding	0	0	0	0	0/0	0/0	0	2
R.Mathis	0	0	0	0	0/0	0/0	0	2
Team	**40**	**15**	**23**	**2**	**34/34**	**35/40**	**4**	**391**
Opponents	**38**	**14**	**21**	**3**	**37/37**	**23/30**	**0**	**336**

2-Pt. Conversions: Team 4/ 6, Opponents: 0/ 1

Sacks: R.Mathis 19.5, J.Freeman 5.5, C.Redding 4.5, E.Walden 3.0, R.Jean Francois 2.5, B.Werner 2.5, F.Moala 1.5, A.Bethea 1.0, K.Sheppard 1.0, R.Mathews 0.5, P.Angerer 0.5 **Team: 42.0, Opponents: 32.0**

Fumbles Lost: A.Luck 2, T.Richardson 1, E.Walden 1 **Total: 4**

Opponent Fumble Recoveries: J.Freeman 2, E.Walden 1, D.Butler 1, F.Moala 1, S.Brown 1, C.Vaughn 1, K.Conner 1, J.Lefeged 1, D.Herron 1, C.Redding 1, A.Bethea 1 **Total: 12**

RUSHING	**No.**	**Yds**	**Avg**	**Long**	**TD**
D.Brown	102	537	5.3	51t	6
T.Richardson	157	458	2.9	22	3
A.Luck	63	377	6.0	29	4
A.Bradshaw	41	186	4.5	27	2
V.Ballard	13	63	4.8	12	0
T.Choice	11	44	4.0	8	0
D.Herron	5	33	6.6	22	0
D.Heyward-Bey	3	26	8.7	30	0
S.Havili	7	7	1.0	4	0
T.Hilton	2	6	3.0	3	0
R.Wayne	1	5	5.0	5	0
C.Lynch	1	3	3.0	3	0
D.Rogers	1	0	0.0	0	0
M.Hasselbeck	2	-2	-1.0	-1	0
Team	**409**	**1743**	**4.3**	**51t**	**15**
Opponents	**448**	**2002**	**4.5**	**56**	**14**

RECEIVING	**No.**	**Yds**	**Avg**	**Long**	**TD**
T.Hilton	82	1083	13.2	73t	5
C.Fleener	52	608	11.7	44	4
R.Wayne	38	503	13.2	35	2
D.Heyward-Bey	29	309	10.7	27	1
T.Richardson	28	265	9.5	24	1
D.Brown	27	214	7.9	33t	2
G.Whalen	24	259	10.8	25	2
S.Havili	18	128	7.1	20t	1
D.Rogers	14	192	13.7	69t	2
L.Brazill	12	161	13.4	29t	2
A.Bradshaw	7	42	6.0	14	0
J.Doyle	5	19	3.8	8	0
W.Saunders	4	46	11.5	18	0
D.Jones	2	34	17.0	21	0
D.Herron	1	57	57.0	57	0
D.Allen	1	20	20.0	20t	1
R.Hughes	1	6	6.0	6	0
T.Choice	1	5	5.0	5	0
J.Cunningham	1	4	4.0	4	0
D.Reed	1	2	2.0	2	0
S.Satele	1	0	0.0	0	0
V.Ballard	1	-5	-5.0	-5	0
C.Rainey	0	0	0	0	0
Team	**350**	**3952**	**11.3**	**73t**	**23**
Opponents	**324**	**3959**	**12.2**	**81t**	**21**

INTERCEPTIONS	**No.**	**Yds**	**Avg**	**Long**	**TD**
D.Butler	4	79	19.8	41t	1
C.Vaughn	3	9	3.0	8	0
A.Bethea	2	48	24.0	46	0
J.Freeman	2	13	6.5	13	0
G.Toler	1	26	26.0	26	0
J.Gordy	1	7	7.0	7	0
P.Angerer	1	4	4.0	4	0
V.Davis	1	0	0.0	0	0
Team	**15**	**186**	**12.4**	**46**	**1**
Opponents	**10**	**91**	**9.1**	**32**	**1**

PUNTING	**No**	**Yds**	**Avg**	**Net**	**TB**	**In**	**Lg**	**B**
P.McAfee	76	3499	46.0	38.5	7	27	65	1
Team	**76**	**3499**	**45.4**	**38.5**	**7**	**27**	**65**	**1**
Opponents	**75**	**3423**	**45.6**	**39.7**	**6**	**24**	**70**	**0**

PUNT RETURNS	**Ret**	**FC**	**Yds**	**Avg**	**Long**	**TD**
T.Hilton	17	12	159	9.4	34	0
G.Whalen	8	7	104	13.0	51	0
C.Rainey	4	4	29	7.3	18	0
L.Brazill	3	2	25	8.3	17	0
D.Butler	1	0	9	9.0	9	0
Team	**33**	**25**	**326**	**9.9**	**51**	**0**
Opponents	**29**	**17**	**396**	**13.7**	**98t**	**1**

KICKOFF RETURNS	**No.**	**Yds**	**Avg**	**Long**	**TD**
D.Reed	24	590	24.6	39	0
C.Rainey	6	131	21.8	27	0
C.Vaughn	5	142	28.4	33	0
L.Brazill	3	57	19.0	21	0
K.Williams	1	28	28.0	28	0
T.Choice	1	28	28.0	28	0
G.Whalen	1	22	22.0	22	0
D.Herron	1	13	13.0	13	0
D.Adongo	1	0	0.0	0	0
Team	**43**	**1011**	**23.5**	**39**	**0**
Opponents	**43**	**1085**	**25.2**	**56**	**0**

FIELD GOALS	**1-19**	**20-29**	**30-39**	**40-49**	**50+**
A.Vinatieri	0/ 0	6/ 6	10/ 11	15/ 17	4/ 6
Team	**0/ 0**	**6/ 6**	**10/ 11**	**15/ 17**	**4/ 6**
Opponents	**0/ 0**	**3/ 4**	**9/ 9**	**7/ 12**	**4/ 5**

PASSING	**Att**	**Cmp**	**Yds**	**Cmp%**	**Yds/Att**	**TD**	**TD%**	**Int**	**Int%**	**Long**	**Sack**	**Lost**	**Rating**
A.Luck	570	343	3822	60.2%	6.7	23	4.0%	9	1.6%	73t	32/	227	87.0
M.Hasselbeck	12	7	130	58.3%	10.8	0	0.0%	1	8.3%	57	0/	0	61.1
Team	**582**	**350**	**3952**	**60.1%**	**6.8**	**23**	**4.0%**	**10**	**1.7%**	**73t**	**32/**	**227**	**86.5**
Opponents	**536**	**324**	**3959**	**60.4%**	**7.4**	**21**	**3.9%**	**15**	**2.8%**	**81t**	**42/**	**248**	**84.6**

2013 COLTS REGULAR SEASON DEFENSIVE STATS

2013 Colts Defensive Player Statistics												Special Teams				
Player	Tkl	Ast	Comb	Sack	Sk Yds	TFL	QH	Int	PD	FF	FR	Tkl	Ast	FF	FR	BL
Jerrell Freeman	111	58	169	5.5	22.5	11	7	2	6	6	2	0	0	0	0	0
Antoine Bethea	86	35	121	1.0	12	1	4	1	6	0	1	0	0	0	0	0
Pat Angerer	48	39	87	0.5	4	2	2	2	4	0	0	0	0	0	0	0
LaRon Landry	59	28	87	0.0	0	1	1	0	2	0	0	0	0	0	0	0
Robert Mathis	54	11	65	19.5	120.5	14	21	0	2	8	0	0	0	0	0	0
Kelvin Sheppard	38	24	62	1.0	9	3	2	0	1	0	0	3	0	0	0	0
Erik Walden	33	25	58	3.0	23	5	9	0	3	1	1	0	0	0	0	0
Darius Butler	43	9	52	0.0	0	1	1	4	15	0	1	5	0	0	0	0
Vontae Davis	42	6	48	0.0	0	0	0	1	13	0	0	0	0	0	0	0
Cory Redding	27	12	39	4.5	14.5	12	10	0	2	0	1	0	0	0	0	0
Aubrayo Franklin	19	10	29	0.0	0	2	0	0	1	0	0	0	0	0	0	0
Cassius Vaughn	25	3	28	0.0	0	0	0	3	6	0	1	1	0	1	0	0
Fili Moala	14	12	26	1.5	4	0	4	0	1	0	1	0	0	0	0	0
Greg Toler	17	7	24	0.0	0	0	0	1	7	0	0	0	0	0	0	0
Delano Howell	14	10	24	0.0	0	1	0	0	2	0	0	0	1	0	0	0
Ricky Jean Francois	19	4	23	2.5	19.5	5	5	0	2	0	0	0	0	0	0	0
Ricardo Mathews	11	7	18	0.5	4	1	3	0	1	0	0	0	0	0	0	0
Josh Chapman	11	7	18	0.0	0	0	0	0	0	0	0	0	0	0	0	0
Josh McNary	13	3	16	0.0	0	0	3	0	0	0	0	2	0	0	0	0
Bjoern Werner	13	2	15	2.5	15	3	3	0	3	0	0	2	1	0	0	0
Kavell Conner	14	1	15	0.0	0	0	0	0	1	0	1	7	6	0	0	0
Mario Harvey	10	1	11	0.0	0	1	0	0	0	0	0	6	2	0	0	0
Josh Gordy	8	1	9	0.0	0	0	0	1	3	0	0	2	2	0	0	0
Andy Studebaker	4	2	6	0.0	0	0	2	0	1	0	0	7	11	0	0	0
Lawrence Guy	1	3	4	0.0	0	0	2	0	1	0	0	0	0	0	0	1
Jaris Pendelton	2	2	4	0.0	0	0	0	0	0	0	0	0	0	0	0	0
Jalil Brown	2	0	2	0.0	0	0	0	0	0	0	0	0	1	0	0	0
Cam Johnson	1	1	2	0.0	0	0	0	0	0	0	0	2	3	0	0	0
Sergio Brown	1	0	1	0.0	0	0	0	0	0	0	0	7	2	0	2	1
Joe Lefeged	1	0	0	0.0	0	0	0	0	0	0	1	0	0	0	0	0
Montori Hughes	4	3	0	0.0	0	0	0	0	0	0	0	0	0	0	0	0
Donald Brown	0	0	0	0.0	0	0	0	0	0	0	0	1	1	0	0	0
Griff Whalen	0	0	0	0.0	0	0	0	0	0	0	0	1	1	0	0	0
Jack Doyle	0	0	0	0.0	0	0	0	0	0	0	0	3	0	0	0	0
Stanley Havili	0	0	0	0.0	0	0	0	0	0	0	0	7	2	1	0	0
David Reed	0	0	0	0.0	0	0	0	0	0	0	0	2	0	1	0	0
LaVon Brazill	0	0	0	0.0	0	0	0	0	0	0	0	2	1	1	0	0
T.Y. Hilton	0	0	0	0.0	0	0	0	0	0	0	0	0	0	0	1	0
Pat McAfee	0	0	0	0.0	0	0	0	0	0	0	0	4	0	0	0	0
Daniel Herron	0	0	0	0.0	0	0	0	0	0	0	0	2	0	0	1	0
Corey Lynch	0	0	0	0.0	0	0	0	0	0	0	0	4	2	0	0	0
Weslye Saunders	0	0	0	0.0	0	0	0	0	0	0	0	0	1	0	0	0
Darrius Heyward-Bey	0	0	0	0.0	0	0	0	0	0	0	0	1	2	0	0	0
Matt Overton	0	0	0	0.0	0	0	0	0	0	0	0	2	3	0	0	0
Team Totals	**745**	**326**	**1063**	**42.0**	**248**	**63**	**79**	**13**	**83**	**15**	**10**	**73**	**42**	**4**	**4**	**2**
Opponent Totals	**613**	**244**	**857**	**32.0**	**227.0**	**54**	**103**	**10**	**91**	**10**	**2**	**64**	**25**	**1**	**5**	**2**

Tkl=Tackle Ast=Assist Comb=Combined TFL=Tackle for a Loss QH=Quarterback Hit Int=Interception PD=Pass Defense

FF=Forced Fumble FR=Fumble Recovery BL=Blocked

2013 COLTS POSTSEASON STATS

WON 1, LOST 0

1/4/2014	W	45- 44	Kansas City Chiefs

	COLTS	OPP
Total First Downs	**28**	**30**
Rushing	5	11
Passing	23	16
Penalty	0	3
3rd Down: Made/Att	4/8	9/16
3rd Down Pct.	50.0%	56.3%
4th Down: Made/Att	1/1	0/1
4th Down Pct.	100.0%	0.0%
Possession Avg.	**22:27**	**37:33**
Total Net Yards	**536**	**513**
Avg. Per Game	536.0	513.0
Total Plays	65	80
Avg. Per Play	8.2	6.4
Net Yards Rushing	**100**	**150**
Avg. Per Game	100.0	150.0
Total Rushes	19	32
Net Yards Passing	**436**	**363**
Avg. Per Game	436.0	363.0
Sacked/Yards Lost	1/7	2/15
Gross Yards	443	378
Attempts/Completions	45/29	46/30
Completion Pct.	64.4%	65.2%
Had Intercepted	3	0
Punts/Average	**1/51.0**	**2/39.0**
Net Punting Avg.	**45.0**	**39.0**
Penalties/Yards	**4/19**	**2/15**
Fumbles/Ball Lost	**2/1**	**1/1**
Touchdowns	**6**	**5**
Rushing	1	1
Passing	4	4
Returns	1	0

SCORE BY PERIODS	Q1	Q2	Q3	Q4	OT	Pts
Team	7	3	21	14	0	45
Opponents	10	21	10	3	0	44

SCORING	TD	Ru	Pa	Rt	PAT	FG	2Pt	Pts
D.Brown	2	1	1	0	0/0	0/0	0	12
T.Hilton	2	0	2	0	0/0	0/0	0	12
A.Vinatieri	0	0	0	0	6/6	1/1	0	9
A.Luck	1	0	0	1	0/0	0/0	0	6
C.Fleener	1	0	1	0	0/0	0/0	0	6
Team	**6**	**1**	**4**	**1**	**6/6**	**1/1**	**0**	**45**
Opponents	**5**	**1**	**4**	**0**	**5/5**	**3/3**	**0**	**44**

2-Pt. Conversions: Team 0/ 0, Opponents: 0/ 0

Sacks: R.Mathis 1.0, R.Jean Francois 1.0 **Team: 2.0, Opponents: 1.0**

RUSHING	No.	Yds	Avg	Long	TD
D.Brown	11	55	5.0	13	1
A.Luck	7	45	6.4	21	0
T.Richardson	1	0	0.0	0	0
Team	**19**	**100**	**5.3**	**21**	**1**
Opponents	**32**	**150**	**4.7**	**16**	**1**

RECEIVING	No.	Yds	Avg	Long	TD
T.Hilton	13	224	17.2	64t	2
C.Fleener	5	46	9.2	18	1
L.Brazill	4	54	13.5	30	0
D.Brown	4	47	11.8	25	1
G.Whalen	2	26	13.0	17	0
D.Rogers	1	46	46.0	46	0
Team	**29**	**443**	**15.3**	**64t**	**4**
Opponents	**30**	**378**	**12.6**	**79t**	**4**

INTERCEPTIONS	No.	Yds	Avg	Long	TD
Opponents	**3**	**22**	**7.3**	**17**	**0**

PUNTING	No	Yds	Avg	Net	TB	In	Lg	B
P.McAfee	1	51	51.0	45.0	0	0	51	0
Team	**1**	**51**	**51.0**	**45.0**	**0**	**0**	**51**	**0**
Opponents	**2**	**78**	**39.0**	**39.0**	**0**	**1**	**47**	**0**

PUNT RETURNS	Ret	FC	Yds	Avg	Long	TD
G.Whalen	0	2	0	0	0	0
Team	**0**	**2**	**0**	**0**	**0**	**0**
Opponents	**1**	**0**	**6**	**6.0**	**6**	**0**

KICKOFF RETURNS	No.	Yds	Avg	Long	TD
L.Brazill	3	90	30.0	34	0
Team	**3**	**90**	**30.0**	**34**	**0**
Opponents	**7**	**187**	**26.7**	**34**	**0**

FIELD GOALS	1-19	20-29	30-39	40-49	50+
A.Vinatieri	0/ 0	0/ 0	1/ 1	0/ 0	0/ 0
Team	**0/ 0**	**0/ 0**	**1/ 1**	**0/ 0**	**0/ 0**
Opponents	**1/ 1**	**0/ 0**	**0/ 0**	**2/ 2**	**0/ 0**

Fumbles Lost: T.Richardson 1 **Total: 1**
Opponent Fumble Recoveries: K.Sheppard 1 **Total: 1**

PASSING	Att	Cmp	Yds	Cmp%	Yds/Att	TD	TD%	Int	Int%	Long	Sack	Lost	Rating
A.Luck	45	29	443	64.4%	9.8	4	8.9%	3	6.7%	64t	1/	7	98.7
Team	**45**	**29**	**443**	**64.4%**	**9.8**	**4**	**8.9%**	**3**	**6.7%**	**64t**	**1/**	**7**	**98.7**
Opponents	**46**	**30**	**378**	**65.2%**	**8.2**	**4**	**8.7%**	**0**	**0.0%**	**79t**	**2/**	**15**	**119.7**

2013 POSTSEASON DEFENSIVE STATS

2013 Colts Defensive Player Statistics												Special Teams				
Player	Tkl	Ast	Comb	Sack	Sk Yds	TFL	QH	Int	PD	FF	FR	Tkl	Ast	FF	FR	BL
Antoine Bethea	7	4	11	0.0	0	0	0	0	1	0	0	0	0	0	0	0
Jerrell Freeman	6	3	9	0.0	0	1	0	0	1	0	0	0	0	0	0	0
Erik Walden	2	5	7	0.0	0	1	1	0	1	0	0	0	0	0	0	0
Kelvin Sheppard	4	2	6	0.0	0	0	0	0	0	0	1	0	0	0	0	0
Kavell Conner	5	1	6	0.0	0	0	0	0	0	0	0	1	1	0	0	0
LaRon Landry	4	2	6	0.0	0	1	0	0	0	0	0	0	0	0	0	0
Darius Butler	4	1	5	0.0	0	0	0	0	1	0	0	0	0	0	0	0
Josh Gordy	4	1	5	0.0	0	0	0	0	1	0	0	0	1	0	0	0
Cory Redding	4	0	4	0.0	0	0	1	0	0	0	0	0	0	0	0	0
Josh Chapman	3	0	3	0.0	0	0	0	0	0	0	0	0	0	0	0	0
Robert Mathis	2	1	3	1.0	13	0	2	0	0	1	0	0	0	0	0	0
Ricky Jean Francois	1	2	3	1.0	2	1	1	0	0	0	0	0	0	0	0	0
Josh McNary	3	0	3	0.0	0	0	0	0	0	0	0	3	1	0	0	0
Vontae Davis	3	0	3	0.0	0	0	0	0	0	0	0	0	0	0	0	0
Corey Lynch	1	1	2	0.0	0	0	0	0	0	0	0	0	1	0	0	0
Jeris Pendleton	1	1	2	0.0	0	0	0	0	0	0	0	0	0	0	0	0
Aubrayo Franklin	0	1	1	0.0	0	0	0	0	0	0	0	0	0	0	0	0
Greg Toler	2	0	0	0.0	0	0	0	0	0	0	0	0	0	0	0	0
Cam Johnson	0	0	0	0.0	0	0	0	0	0	0	0	0	1	0	0	0
Andy Studebaker	0	0	0	0.0	0	0	0	0	0	0	0	1	1	0	0	0
Stanley Havili	0	0	0	0.0	0	0	0	0	0	0	0	0	1	0	0	0
Sergio Brown	0	0	0	0.0	0	0	0	0	0	0	0	1	0	0	0	0
Tashard Choice	0	0	0	0.0	0	0	0	0	0	0	0	2	0	0	0	0
Darrius Heyward-Bey	0	0	0	0.0	0	0	0	0	0	0	0	1	0	0	0	0
Team Totals	**56**	**25**	**79**	**2**	**15**	**4**	**5**	**0**	**5**	**1**	**1**	**9**	**7**	**0**	**0**	**0**
Opponent Totals	**30**	**12**	**42**	**1.0**	**7.0**	**1**	**4**	**3**	**9**	**2**	**1**	**3**	**0**	**0**	**0**	**0**

Tkl=Tackle Ast=Assist Comb=Combined TFL=Tackle for a Loss QH=Quarterback Hit Int=Interception PD=Pass Defense

FF=Forced Fumble FR=Fumble Recovery BL=Blocked

National Football League Game Summary

NFL Copyright © 2013 by The National Football League. All rights reserved. This summary and play-by-play is for the express purpose of assisting media in their coverage of the game; any other use of this material is prohibited without the written permission of the National Football League. Updated: 1/5/2014

Date: Saturday, 1/4/2014

Kansas City Chiefs at Indianapolis Colts

at Lucas Oil Stadium, Indianapolis, Ind.

Start Time: 4:35 PM EST

Game Day Weather

Game Weather: Partly cloudy

Temp: 38° F (3.3° C) Humidity: 47%, Wind: S 14 mph

Played Retr. Roof-Closed on Turf: Artificial

Outdoor Weather: Partly cloudy, 36 degr. Wind SSW at 17 mph, Wind Chill: 30

Officials

Referee: Anderson, Walt (66)
Umpire: Rice, Jeff (44)
Head Linesman: Stelljes, Steve (22)
Line Judge: Arthur, Gary (108)
Side Judge: Rosenbaum, Doug (67)
Field Judge: Horton, Buddy (82)
Back Judge: Ferguson, Keith (61)
Replay Official: McGrath, Bob ()

Lineups

Kansas City Chiefs

Offense			Defense		
WR	17	D.Avery	S	39	H.Abdullah
LT	76	B.Albert	NT	92	D.Poe
LG	71	J.Allen	RDE	70	M.Devito
C	61	R.Hudson	LOLB	50	J.Houston
RG	74	G.Schwartz	CB	21	D.Robinson
RT	79	D.Stephenson	RILB	56	D.Johnson
TE	80	A.Fasano	ROLB	91	T.Hali
WR	82	D.Bowe	LCB	24	B.Flowers
QB	11	A.Smith	RCB	27	S.Smith
RB	25	J.Charles	SS	29	E.Berry
FB	42	A.Sherman	FS	23	K.Lewis

Indianapolis Colts

Offense			Defense		
WR	13	T.Hilton	DE	90	C.Redding
LT	74	A.Castonzo	NT	97	A.Franklin
LG	69	H.Thornton	DT	99	R.Jean Francois
C	64	S.Satele	SLB	93	E.Walden
RG	75	M.McGlynn	MIKE	52	K.Sheppard
RT	78	G.Cherilus	WILL	50	J.Freeman
TE	80	C.Fleener	RUSH	98	R.Mathis
WR	15	L.Brazill	LCB	28	G.Toler
QB	12	A.Luck	SS	41	A.Bethea
WR	17	G.Whalen	FS	30	L.Landry
RB	31	D.Brown	RCB	23	V.Davis

Substitutions

P 2 D.Colquitt, K 6 R.Succop, WR 15 A.Jenkins, WR 22 D.McCluster, CB 31 M.Cooper, RB 32 C.Gray, RB 34 K.Davis, S 35 Q.Demps, CB 38 R.Parker, LS 43 T.Gafford, LB 51 F.Zombo, LB 55 A.Jordan, LB 59 R.James, G 73 J.Asamoah, G 75 R.Johnson, DE 77 M.Catapano, TE 84 S.McGrath, WR 88 J.Hemingway, DE 94 T.Jackson, LB/DE 95 J.Martin, DT 96 J.Howard, DL 97 A.Bailey

Substitutions

P 1 P.McAfee, K 4 A.Vinatieri, WR 16 D.Rogers, CB 20 D.Butler, CB 27 J.Gordy, RB 34 T.Richardson, S 38 S.Brown, FB 39 S.Havili, S 42 C.Lynch, RB 43 T.Choice, LS 45 M.Overton, ILB 53 K.Conner, ILB 57 J.McNary, OLB 58 A.Studebaker, OLB 59 C.Johnson, DT 61 J.Pendleton, WR 81 D.Heyward-Bey, TE 84 J.Doyle, DT 91 R.Mathews, OLB 92 B.Werner, NT 96 J.Chapman

Did Not Play

QB 10 C.Daniel, LB 57 N.Johnson

Did Not Play

QB 8 M.Hasselbeck, T 71 X.Nixon, T 72 J.Linkenbach

Not Active

QB 9 T.Bray, LB 54 D.Moses, C 64 E.Kush, OL 69 R.Watkins, T 72 E.Fisher, TE 81 R.Gordon, DT 99 J.Powe

Not Active

CB 32 C.Vaughn, CB 40 S.Price, TE 47 W.Saunders, OLB 56 D.Adongo, C/G 62 K.Holmes, G 76 J.Reitz, DE 95 F.Moala

Field Goals (made ( ) & missed)

R.Succop (19) (42) (43)

A.Vinatieri (37)

		1	2	3	4	OT	Total
VISITOR:	Kansas City Chiefs	10	21	10	3	0	44
HOME:	Indianapolis Colts	7	3	21	14	0	45

Scoring Plays

Team	Qtr	Time	Play Description (Extra Point) (Drive Info)	Visitor	Home
Chiefs	1	8:11	D.Bowe 6 yd. pass from A.Smith (R.Succop kick) (14-82, 6:49)	7	0
Colts	1	4:34	T.Hilton 10 yd. pass from A.Luck (A.Vinatieri kick) (7-74, 3:37)	7	7
Chiefs	1	0:53	R.Succop 19 yd. Field Goal (7-73, 3:41)	10	7
Chiefs	2	14:39	D.Avery 79 yd. pass from A.Smith (R.Succop kick) (3-79, 0:21)	17	7
Chiefs	2	13:05	A.Sherman 5 yd. pass from A.Smith (R.Succop kick) (3-17, 1:23)	24	7
Colts	2	9:14	A.Vinatieri 37 yd. Field Goal (12-61, 3:51)	24	10
Chiefs	2	1:51	K.Davis 4 yd. run (R.Succop kick) (15-81, 7:23)	31	10
Chiefs	3	13:39	K.Davis 10 yd. pass from A.Smith (R.Succop kick) (3-18, 1:15)	38	10
Colts	3	11:47	D.Brown 10 yd. run (A.Vinatieri kick) (5-80, 1:52)	38	17
Colts	3	7:32	D.Brown 3 yd. pass from A.Luck (A.Vinatieri kick) (5-41, 1:28)	38	24

National Football League Game Summary

NFL Copyright © 2013 by The National Football League. All rights reserved. This summary and play-by-play is for the express purpose of assisting media in their coverage of the game; any other use of this material is prohibited without the written permission of the National Football League. Updated: 1/5/2014

Chiefs	3	4:12	R.Succop 42 yd. Field Goal (4-4, 1:32)	41	24
Colts	3	2:31	C.Fleener 12 yd. pass from A.Luck (A.Vinatieri kick) (6-80, 1:41)	41	31
Colts	4	10:38	A.Luck 5 yd. fumble recovery (A.Vinatieri kick) (12-90, 4:02)	41	38
Chiefs	4	5:36	R.Succop 43 yd. Field Goal (11-58, 5:02)	44	38
Colts	4	4:21	T.Hilton 64 yd. pass from A.Luck (A.Vinatieri kick) (4-80, 1:15)	44	45

Paid Attendance: 63,551 Time: 3:28

Kansas City Chiefs vs Indianapolis Colts
1/4/2014 at Lucas Oil Stadium

Final Individual Statistics

Kansas City Chiefs

RUSHING	ATT	YDS	AVG	LG	TD
K.Davis	18	67	3.7	13	1
A.Smith	8	57	7.1	16	0
J.Charles	3	18	6.0	7	0
C.Gray	2	5	2.5	3	0
D.McCluster	1	3	3.0	3	0
Total	32	150	4.7	16	1

PASSING	ATT	CMP	YDS	SK/YD	TD	LG	IN	RT
A.Smith	46	30	378	2/15	4	**79**	0	119.7
Total	46	30	378	2/15	4	79	0	119.7

PASS RECEIVING	TAR	REC	YDS	AVG	LG	TD
D.Bowe	13	8	150	18.8	63	1
D.McCluster	8	7	52	7.4	19	0
K.Davis	7	7	33	4.7	13	1
J.Hemingway	3	2	30	15.0	17	0
A.Fasano	3	2	6	3.0	5	0
A.Sherman	2	2	1	0.5	**5**	1
D.Avery	3	1	79	79.0	**79**	1
A.Jenkins	1	1	27	27.0	27	0
C.Gray	1	0	0	0.0	0	0
Total	41	30	378	12.6	79	4

INTERCEPTIONS	NO	YDS	AVG	LG	TD
H.Abdullah	2	5	2.5	4	0
B.Flowers	1	17	17.0	17	0
Total	3	22	7.3	17	0

PUNTING	NO	YDS	AVG	NET	TB	IN20	LG
D.Colquitt	2	78	39.0	39.0	0	1	47
Total	2	78	39.0	39.0	0	1	47

PUNT RETURNS	NO	YDS	AVG	FC	LG	TD
D.McCluster	1	6	6.0	0	6	0
Total	1	6	6.0	0	6	0

KICKOFF RETURNS	NO	YDS	AVG	FC	LG	TD
Q.Demps	7	187	26.7	0	34	0
[TOUCHBACK]	1	0	0.0	0	0	0
Total	7	187	26.7	0	34	0

Indianapolis Colts

RUSHING	ATT	YDS	AVG	LG	TD
D.Brown	11	55	5.0	13	1
A.Luck	7	45	6.4	21	0
T.Richardson	1	0	0.0	0	0
Total	19	100	5.3	21	1

PASSING	ATT	CMP	YDS	SK/YD	TD	LG	IN	RT
A.Luck	45	29	443	1/7	4	**64**	3	98.7
Total	45	29	443	1/7	4	64	3	98.7

PASS RECEIVING	TAR	REC	YDS	AVG	LG	TD
T.Hilton	18	13	224	17.2	**64**	2
C.Fleener	7	5	46	9.2	18	1
L.Brazill	6	4	54	13.5	30	0
D.Brown	6	4	47	11.8	25	1
G.Whalen	6	2	26	13.0	17	0
D.Rogers	2	1	46	46.0	46	0
Total	45	29	443	15.3	64	4

INTERCEPTIONS	NO	YDS	AVG	LG	TD
Total	0	0	0	0	0

PUNTING	NO	YDS	AVG	NET	TB	IN20	LG
P.McAfee	1	51	51.0	45.0	0	0	51
Total	1	51	51.0	45.0	0	0	51

PUNT RETURNS	NO	YDS	AVG	FC	LG	TD
G.Whalen	0	0	0.0	2	0	0
Total	0	0	0.0	2	0	0

KICKOFF RETURNS	NO	YDS	AVG	FC	LG	TD
L.Brazill	3	90	30.0	0	34	0
[TOUCHBACK]	6	0	0.0	0	0	0
Total	3	90	30.0	0	34	0

Kansas City Chiefs

FUMBLES	FUM	LOST	OWN-REC	YDS	TD	FORCED	OPP-REC	YDS	TD	OUT-BDS
A.Smith	1	1	0	0	0	0	0	0	0	0
E.Berry	0	0	0	0	0	1	0	0	0	0
T.Hali	0	0	0	0	0	1	0	0	0	0
J.Houston	0	0	0	0	0	0	1	7	0	0
Total	1	1	0	0	0	2	1	7	0	0

Indianapolis Colts

FUMBLES	FUM	LOST	OWN-REC	YDS	TD	FORCED	OPP-REC	YDS	TD	OUT-BDS
D.Brown	1	0	0	0	0	0	0	0	0	0
T.Richardson	1	1	0	0	0	0	0	0	0	0
A.Luck	0	0	1	2	1	0	0	0	0	0
R.Mathis	0	0	0	0	0	1	0	0	0	0
K.Sheppard	0	0	0	0	0	0	1	0	0	0
Total	2	1	1	2	1	1	1	0	0	0

Kansas City Chiefs vs Indianapolis Colts
1/4/2014 at Lucas Oil Stadium

Final Team Statistics

	Visitor Chiefs	Home Colts
TOTAL FIRST DOWNS	30	28
By Rushing	11	5
By Passing	16	23
By Penalty	3	0
THIRD DOWN EFFICIENCY	9-16-56%	4-8-50%
FOURTH DOWN EFFICIENCY	0-1-0%	1-1-100%
TOTAL NET YARDS	513	536
Total Offensive Plays (inc. times thrown passing)	80	65
Average gain per offensive play	6.4	8.2
NET YARDS RUSHING	150	100
Total Rushing Plays	32	19
Average gain per rushing play	4.7	5.3
Tackles for a loss-number and yards	1-1	0-0
NET YARDS PASSING	363	436
Times thrown - yards lost attempting to pass	2-15	1-7
Gross yards passing	378	443
PASS ATTEMPTS-COMPLETIONS-HAD INTERCEPTED	46-30-0	45-29-3
Avg gain per pass play (inc.# thrown passing)	7.6	9.5
KICKOFFS Number-In End Zone-Touchbacks	9-9-6	8-8-1
PUNTS Number and Average	2-39.0	1-51.0
Had Blocked	0	0
FGs - PATs Had Blocked	0-0	0-0
Net Punting Average	39.0	45.0
TOTAL RETURN YARDAGE (Not Including Kickoffs)	28	0
No. and Yards Punt Returns	1-6	0-0
No. and Yards Kickoff Returns	7-187	3-90
No. and Yards Interception Returns	3-22	0-0
PENALTIES Number and Yards	2-15	4-19
FUMBLES Number and Lost	1-1	2-1
TOUCHDOWNS	5	6
Rushing	1	1
Passing	4	4
Fumbles	0	1
EXTRA POINTS Made-Attempts	5-5	6-6
Kicking Made-Attempts	5-5	6-6
FIELD GOALS Made-Attempts	3-3	1-1
RED ZONE EFFICIENCY	4-5-80%	5-6-83%
GOAL TO GO EFFICIENCY	3-4-75%	3-3-100%
SAFETIES	0	0
FINAL SCORE	44	45
TIME OF POSSESSION	37:33	22:27

Kansas City Chiefs vs Indianapolis Colts
1/4/2014 at Lucas Oil Stadium

Ball Possession And Drive Chart

Kansas City Chiefs

#	Time Recd	Time Lost	Time Poss	How Ball Obtained	Drive Began	# Play	Yds Gain	Yds Pen	Net Yds	1st Down	Last Scrm	How Given Up
1	15:00	8:11	6:49	Kickoff	KC 18	14	82	0	82	7	* IND 6	Touchdown
2	4:34	0:53	3:41	Kickoff	KC 26	7	68	5	73	2	* IND 1	Field Goal
3	15:00	14:39	0:21	Punt	KC 21	3	79	0	79	1	KC 21	Touchdown
4	14:28	13:05	1:23	Fumble	IND 17	3	17	0	17	2	* IND 5	Touchdown
5	9:14	1:51	7:23	Kickoff	KC 19	15	77	4	81	7	* IND 4	Touchdown
6	0:21	0:00	0:21	Interception	IND 45	3	4	0	4	0	IND 41	End of Half
7	14:54	13:39	1:15	Interception	IND 18	3	18	0	18	1	* IND 10	Touchdown
8	11:47	9:00	2:47	Kickoff	KC 22	5	19	0	19	2	IND 46	Fumble
9	7:32	5:50	1:42	Kickoff	KC 20	3	5	0	5	0	KC 25	Punt
10	5:44	4:12	1:32	Interception	IND 28	4	4	0	4	0	IND 24	Field Goal
11	2:31	14:40	2:51	Kickoff	KC 19	6	35	5	40	3	IND 41	Punt
12	10:38	5:36	5:02	Kickoff	KC 17	11	58	0	58	3	IND 25	Field Goal
13	4:21	1:55	2:26	Kickoff	KC 20	6	47	-10	37	2	IND 43	Downs

(474) Average KC 36

Indianapolis Colts

#	Time Recd	Time Lost	Time Poss	How Ball Obtained	Drive Began	# Play	Yds Gain	Yds Pen	Net Yds	1st Down	Last Scrm	How Given Up
1	8:11	4:34	3:37	Kickoff	IND 26	7	74	0	74	4	* KC 10	Touchdown
2	0:53	0:00	0:53	Kickoff	IND 30	3	4	0	4	0	IND 34	Punt
3	14:39	14:28	0:11	Kickoff	IND 20	1	0	0	0	0	IND 20	Fumble
4	13:05	9:14	3:51	Kickoff	IND 20	12	61	0	61	3	* KC 19	Field Goal
5	1:51	0:21	1:30	Kickoff	IND 20	6	25	5	30	2	IND 50	Interception
6	15:00	14:54	0:06	Kickoff	IND 20	1	0	0	0	0	IND 20	Interception
7	13:39	11:47	1:52	Kickoff	IND 20	5	80	0	80	4	* KC 10	Touchdown
8	9:00	7:32	1:28	Fumble	KC 41	5	46	-5	41	3	* KC 3	Touchdown
9	5:50	5:44	0:06	Punt	IND 28	1	0	0	0	0	IND 28	Interception
10	4:12	2:31	1:41	Kickoff	IND 20	6	80	0	80	4	* KC 12	Touchdown
11	14:40	10:38	4:02	Punt	IND 10	12	90	0	90	6	* KC 2	Touchdown
12	5:36	4:21	1:15	Kickoff	IND 20	4	80	0	80	2	IND 36	Touchdown
13	1:55	0:00	1:55	Downs	IND 43	3	-2	0	-2	0	IND 42	End of Game

(336) Average IND 26

*** inside opponent's 20**

Time of Possession by Quarter		**1st**	**2nd**	**3rd**	**4th**	**OT**	**Total**
Visitor	Kansas City Chiefs	10:30	9:28	9:47	7:48		37:33
Home	Indianapolis Colts	4:30	5:32	5:13	7:12		22:27

Kickoff Drive No.-Start Average Chiefs: 8 - KC 20 Colts: 9 - IND 22

Kansas City Chiefs vs Indianapolis Colts
1/4/2014 at Lucas Oil Stadium

Final Defensive Statistics

Kansas City Chiefs	Regular Defensive Plays											Special Teams					Misc			
	TKL	AST	COMB	SK	/ YDS	TFL	Q	IN	PD	FF	FR	TKL	AST	FF	FR	BL	TKL	AST	FF	FR
E.Berry	7	2	9	0	0	0	0	0	0	1	0	0	0	0	0	0	0	0	0	0
H.Abdullah	6	0	6	0	0	0	0	2	2	0	0	0	0	0	0	0	0	0	0	0
K.Lewis	3	2	5	0	0	0	0	0	1	0	0	0	0	0	0	0	0	0	0	0
J.Houston	3	1	4	1	7	1	3	0	1	0	1	0	0	0	0	0	0	0	0	0
S.Smith	1	3	4	0	0	0	0	0	1	0	0	0	0	0	0	0	0	0	0	0
B.Flowers	2	1	3	0	0	0	0	1	2	0	0	0	0	0	0	0	0	0	0	0
D.Johnson	2	1	3	0	0	0	0	0	0	0	0	0	0	0	0	0	0	0	0	0
J.Howard	2	0	2	0	0	0	0	0	0	0	0	0	0	0	0	0	0	0	0	0
M.Cooper	1	1	2	0	0	0	0	0	1	0	0	0	0	0	0	0	0	0	0	0
T.Hali	1	0	1	0	0	0	1	0	0	1	0	0	0	0	0	0	0	0	0	0
F.Zombo	1	0	1	0	0	0	0	0	0	0	0	0	0	0	0	0	0	0	0	0
D.Robinson	1	0	1	0	0	0	0	0	0	0	0	0	0	0	0	0	0	0	0	0
D.Poe	0	1	1	0	0	0	0	0	0	0	0	0	0	0	0	0	0	0	0	0
A.Bailey	0	0	0	0	0	0	0	0	1	0	0	0	0	0	0	0	0	0	0	0
Q.Demps	0	0	0	0	0	0	0	0	0	0	0	1	0	0	0	0	0	0	0	0
J.Martin	0	0	0	0	0	0	0	0	0	0	0	1	0	0	0	0	0	0	0	0
R.Parker	0	0	0	0	0	0	0	0	0	0	0	1	0	0	0	0	0	0	0	0
Total	**30**	**12**	**42**	**1**	**7**	**1**	**4**	**3**	**9**	**2**	**1**	**3**	**0**	**0**	**0**	**0**	**0**	**0**	**0**	**0**

TKL = Tackle AST = Assist COMB = Combined QH=QB Hit IN = Interception PD = Pass Defense FF = Forced Fumble FR = Fumble Recovery

Indianapolis Colts	Regular Defensive Plays											Special Teams					Misc			
	TKL	AST	COMB	SK	/ YDS	TFL	QH	IN	PD	FF	FR	TKL	AST	FF	FR	BL	TKL	AST	FF	FR
A.Bethea	8	1	9	0	0	0	0	0	1	0	0	0	0	0	0	0	0	0	0	0
J.Freeman	5	3	8	0	0	1	0	0	1	0	0	0	0	0	0	0	0	0	0	0
L.Landry	5	3	8	0	0	1	0	0	0	0	0	0	0	0	0	0	0	0	0	0
J.Gordy	4	1	5	0	0	0	0	0	1	0	0	0	0	0	0	0	0	0	0	0
D.Butler	3	2	5	0	0	0	0	0	1	0	0	0	0	0	0	0	0	0	0	0
C.Redding	3	1	4	0	0	0	1	0	0	0	0	0	0	0	0	0	0	0	0	0
K.Sheppard	2	2	4	0	0	0	0	0	0	0	1	0	0	0	0	0	0	0	0	0
K.Conner	2	2	4	0	0	0	0	0	0	0	0	1	1	0	0	0	0	0	0	0
V.Davis	3	0	3	0	0	0	0	0	0	0	0	0	0	0	0	0	0	0	0	0
J.McNary	2	1	3	0	0	0	0	0	0	0	0	1	3	0	0	0	0	0	0	0
E.Walden	1	2	3	0	0	1	1	0	1	0	0	0	0	0	0	0	0	0	0	0
J.Chapman	1	2	3	0	0	0	0	0	0	0	0	0	0	0	0	0	0	0	0	0
G.Toler	2	0	2	0	0	0	0	0	0	0	0	0	0	0	0	0	0	0	0	0
R.Mathis	1	1	2	1	13	0	2	0	0	1	0	0	0	0	0	0	0	0	0	0
R.Jean Francois	1	1	2	1	2	1	1	0	0	0	0	0	0	0	0	0	0	0	0	0
C.Lynch	1	1	2	0	0	0	0	0	0	0	0	0	0	0	0	0	0	0	0	0
R.Mathews	1	1	2	0	0	0	0	0	0	0	0	0	0	0	0	0	0	0	0	0
S.Brown	0	0	0	0	0	0	0	0	0	0	0	1	0	0	0	0	0	0	0	0
A.Studebaker	0	0	0	0	0	0	0	0	0	0	0	0	2	0	0	0	0	0	0	0
T.Choice	0	0	0	0	0	0	0	0	0	0	0	0	2	0	0	0	0	0	0	0
S.Havili	0	0	0	0	0	0	0	0	0	0	0	0	1	0	0	0	0	0	0	0
D.Heyward-Bey	0	0	0	0	0	0	0	0	0	0	0	0	1	0	0	0	0	0	0	0
A.Luck	0	0	0	0	0	0	0	0	0	0	0	0	0	0	0	0	1	0	0	1
G.Whalen	0	0	0	0	0	0	0	0	0	0	0	0	0	0	0	0	1	0	0	0
D.Brown	0	0	0	0	0	0	0	0	0	0	0	0	0	0	0	0	1	0	0	0
Total	**45**	**24**	**69**	**2**	**15**	**4**	**5**	**0**	**5**	**1**	**1**	**3**	**10**	**0**	**0**	**0**	**3**	**0**	**0**	**1**

Kansas City Chiefs vs Indianapolis Colts
1/4/2014 at Lucas Oil Stadium

First Half Summary

	PERIOD SCORES		TIME OF POSSESSION
Chiefs	10 21 = 31	Chiefs	19:58
Colts	7 3 = 10	Colts	10:02

Scoring Plays

Team	Qtr	Time	Play Description (Extra Point) (Drive Info)	Visitor	Home
Chiefs	1	8:11	D.Bowe 6 yd. pass from A.Smith (R.Succop kick) (14-82, 6:49)	7	0
Colts	1	4:34	T.Hilton 10 yd. pass from A.Luck (A.Vinatieri kick) (7-74, 3:37)	7	7
Chiefs	1	0:53	R.Succop 19 yd. Field Goal (7-73, 3:41)	10	7
Chiefs	2	14:39	D.Avery 79 yd. pass from A.Smith (R.Succop kick) (3-79, 0:21)	17	7
Chiefs	2	13:05	A.Sherman 5 yd. pass from A.Smith (R.Succop kick) (3-17, 1:23)	24	7
Colts	2	9:14	A.Vinatieri 37 yd. Field Goal (12-61, 3:51)	24	10
Chiefs	2	1:51	K.Davis 4 yd. run (R.Succop kick) (15-81, 7:23)	31	10

	Kansas City Chiefs	Indianapolis Colts
TOTAL FIRST DOWNS	19	9
First Downs Rushing-Passing-by Penalty	10 - 7 - 2	1 - 8 - 0
THIRD DOWN EFFICIENCY	6-8-75%	2-5-40%
TOTAL NET YARDS	327	164
Total Offensive Plays	44	28
NET YARDS RUSHING	110	42
NET YARDS PASSING	217	122
Gross Yards Passing	217	129
Times thrown-yards lost attempting to pass	0-0	1-7
Pass Attempts-Completions-Had Intercepted	23 - 14 - 0	21 - 12 - 1
Punts-Number and Average	0 - 0	1 - 51
Penalties-Number and Yards	1 - 5	2 - 9
Fumbles-Number and Lost	0 - 0	1 - 1
Red Zone Efficiency	3-4-75%	1-2-50%
Average Drive Start	KC 37	IND 23

Kansas City Chiefs

RUSHING	ATT	YDS	AVG	LG	TD
K.Davis	12	51	4.3	13	1
A.Smith	6	41	6.8	16	0
J.Charles	3	18	6.0	7	0
Total	21	110	5.2	16	1

PASSING	ATT	CMP	YDS	SK/YD	TD	LG	IN	RT
A.Smith	23	14	217	0/0	3	**79**	0	131.7
Total	23	14	217	0/0	3	79	0	131.7

PASS RECEIVING	TAR	REC	YDS	AVG	LG	TD
D.McCluster	5	4	36	9.0	19	0
K.Davis	4	4	11	2.8	4	0
D.Bowe	6	3	81	27.0	63	1
D.Avery	3	1	79	79.0	**79**	1
A.Fasano	1	1	5	5.0	5	0
A.Sherman	1	1	5	5.0	**5**	1
J.Hemingway	1	0	0	0.0	0	0
Total	21	14	217	15.5	79	3

Indianapolis Colts

RUSHING	ATT	YDS	AVG	LG	TD
A.Luck	2	30	15.0	21	0
D.Brown	3	12	4.0	5	0
T.Richardson	1	0	0.0	0	0
Total	6	42	7.0	21	0

PASSING	ATT	CMP	YDS	SK/YD	TD	LG	IN	RT
A.Luck	21	12	129	1/7	1	24	1	71.3
Total	21	12	129	1/7	1	24	1	71.3

PASS RECEIVING	TAR	REC	YDS	AVG	LG	TD
T.Hilton	9	6	84	14.0	24	1
C.Fleener	4	3	23	7.7	18	0
L.Brazill	3	2	5	2.5	5	0
G.Whalen	5	1	17	17.0	17	0
Total	21	12	129	10.8	24	1

Kansas City Chiefs

	Regular Defensive Plays											Special Teams					Misc			
	TKL	AST	COMB	SK	/ YDS	TFL	Q	IN	PD	FF	FR	TKL	AST	FF	FR	BL	TKL	AST	FF	FR
K.Lewis	3	1	4	0	0	0	0	0	1	0	0	0	0	0	0	0	0	0	0	0
H.Abdullah	3	0	3	0	0	0	0	0	0	0	0	0	0	0	0	0	0	0	0	0
J.Houston	2	1	3	1	7	1	2	0	1	0	1	0	0	0	0	0	0	0	0	0
E.Berry	2	0	2	0	0	0	0	0	0	0	0	0	0	0	0	0	0	0	0	0
Total	**10**	**2**	**12**	**1**	**7**	**1**	**2**	**0**	**2**	**0**	**1**	**0**	**0**	**0**	**0**	**0**	**0**	**0**	**0**	**0**

Kansas City Chiefs vs Indianapolis Colts

1/4/2014 at Lucas Oil Stadium

First Half Summary

Indianapolis Colts	Regular Defensive Plays											Special Teams					Misc			
	TKL	AST	COMB	SK	/ YDS	TFL	QH	IN	PD	FF	FR	TKL	AST	FF	FR	BL	TKL	AST	FF	FR
A.Bethea	5	0	5	0	0	0	0	0	1	0	0	0	0	0	0	0	0	0	0	0
J.Freeman	4	1	5	0	0	0	0	0	1	0	0	0	0	0	0	0	0	0	0	0
L.Landry	3	1	4	0	0	0	0	0	0	0	0	0	0	0	0	0	0	0	0	0
C.Redding	3	1	4	0	0	0	0	0	0	0	0	0	0	0	0	0	0	0	0	0
Total	**15**	**3**	**18**	**0**	**0**	**0**	**0**	**0**	**2**	**0**	**0**	**0**	**0**	**0**	**0**	**0**	**0**	**0**	**0**	**0**

Play By Play

First Quarter

1/4/2014

KC wins toss, elects to Receive, and IND elects to defend the North goal.

P.McAfee kicks 70 yards from IND 35 to KC -5. Q.Demps to KC 18 for 23 yards (J.McNary; S.Havili).

Kansas City Chiefs at 15:00, (1st play from scrimmage 14:55)

1-10-KC 18	(14:55) (Run formation) J.Charles right end to KC 23 for 5 yards (C.Redding).	
2-5-KC 23	(14:19) (Run formation) J.Charles left end to KC 29 for 6 yards (K.Sheppard).	R1
1-10-KC 29	(13:38) (Run formation) A.Smith pass short left to D.Bowe to KC 41 for 12 yards (V.Davis).	P2
1-10-KC 41	(13:02) A.Smith pass short left to K.Davis to KC 45 for 4 yards (L.Landry).	
2-6-KC 45	(12:21) (Shotgun) A.Smith scrambles right end to IND 39 for 16 yards (J.Chapman).	R3
1-10-IND 39	(11:40) (Run formation) J.Charles right end to IND 32 for 7 yards (G.Toler). KC-J.Charles was injured during the play. His return is Questionable.	
2-3-IND 32	(11:20) (Run formation) K.Davis right end pushed ob at IND 26 for 6 yards (A.Bethea).	R4
1-10-IND 26	(10:52) (Shotgun) A.Smith pass short left to D.McCluster ran ob at IND 21 for 5 yards (J.McNary).	
2-5-IND 21	(10:26) (Run formation) K.Davis up the middle to IND 16 for 5 yards (G.Toler).	R5
1-10-IND 16	(9:47) (Shotgun) A.Smith pass short right to D.McCluster to IND 9 for 7 yards (J.Freeman).	
2-3-IND 9	(9:10) (Shotgun) K.Davis up the middle to IND 6 for 3 yards (K.Conner; L.Landry).	R6
1-6-IND 6	(8:26) A.Smith pass incomplete short left to J.Hemingway.	
2-6-IND 6	(8:22) (Run formation) A.Smith pass incomplete short left to D.Avery [E.Walden].	
3-6-IND 6	**(8:15) (Shotgun) A.Smith pass short middle to D.Bowe for 6 yards, TOUCHDOWN.**	P7
	R.Succop extra point is GOOD, Center-T.Gafford, Holder-D.Colquitt.	

KC 7 IND 0, 14 plays, 82 yards, 6:49 drive, 6:49 elapsed

R.Succop kicks 70 yards from KC 35 to IND -5. L.Brazill to IND 26 for 31 yards (Q.Demps).

Indianapolis Colts at 8:11, (1st play from scrimmage 8:06)

1-10-IND 26	(8:06) (Shotgun) A.Luck pass short middle to T.Hilton to IND 38 for 12 yards (K.Lewis).	P1
1-10-IND 38	(7:31) (No Huddle, Shotgun) A.Luck pass short right to T.Hilton ran ob at IND 43 for 5 yards.	
2-5-IND 43	(7:01) (No Huddle, Shotgun) A.Luck pass short right to T.Hilton pushed ob at KC 33 for 24 yards (K.Lewis).	P2
1-10-KC 33	(6:36) (No Huddle, Shotgun) A.Luck pass short left to L.Brazill to KC 33 for no gain (H.Abdullah).	
2-10-KC 33	(5:55) (Shotgun) A.Luck pass short left to C.Fleener to KC 15 for 18 yards (E.Berry).	P3
1-10-KC 15	(5:15) (No Huddle, Shotgun) A.Luck pass short left to L.Brazill to KC 10 for 5 yards (S.Smith; K.Lewis).	
2-5-KC 10	**(4:38) (No Huddle, Shotgun) A.Luck pass short right to T.Hilton for 10 yards, TOUCHDOWN.**	P4
	A.Vinatieri extra point is GOOD, Center-M.Overton, Holder-P.McAfee.	

KC 7 IND 7, 7 plays, 74 yards, 3:37 drive, 10:26 elapsed

P.McAfee kicks 73 yards from IND 35 to KC -8. Q.Demps to KC 26 for 34 yards (A.Studebaker; D.Heyward-Bey).

Kansas City Chiefs at 4:34, (1st play from scrimmage 4:27)

1-10-KC 26	(4:27) (Run formation) A.Smith pass incomplete short right to D.Bowe.	
2-10-KC 26	(4:24) (Run formation) A.Smith sacked at KC 26 for 0 yards (J.Pendleton).	
	PENALTY on IND-C.Lynch, Illegal Contact, 5 yards, enforced at KC 26 - No Play.	X8
1-10-KC 31	(4:02) (Run formation) K.Davis right end to KC 35 for 4 yards (J.Freeman; J.Chapman). KC - Stephenson (79) reports as eligible.	
2-6-KC 35	(3:26) (Run formation) A.Smith pass short middle to D.Bowe to IND 2 for 63 yards (A.Bethea).	P9
1-2-IND 2	(2:36) (Run formation) A.Smith pass incomplete short right. KC - Stephenson (79) reports as eligible.	
2-2-IND 2	(2:30) (Run formation) K.Davis up the middle to IND 1 for 1 yard (K.Conner). KC - Stephenson (79) reports as eligible.	
3-1-IND 1	(1:54) (Run formation) K.Davis up the middle to IND 1 for no gain (K.Sheppard; C.Redding). KC - Stephenson (79) reports as eligble.	
4-1-IND 1	**(:57) R.Succop 19 yard field goal is GOOD, Center-T.Gafford, Holder-D.Colquitt.**	

KC 10 IND 7, 7 plays, 73 yards, 1 penalty, 3:41 drive, 14:07 elapsed

R.Succop kicks 69 yards from KC 35 to IND -4. L.Brazill to IND 30 for 34 yards (J.Martin).

Indianapolis Colts at 0:53, (1st play from scrimmage 0:47)

1-10-IND 30	(:47) (Shotgun) D.Brown right end pushed ob at IND 34 for 4 yards (J.Houston).
2-6-IND 34	(:21) (No Huddle, Shotgun) A.Luck pass incomplete short left to G.Whalen [J.Houston].
3-6-IND 34	(:16) (No Huddle, Shotgun) A.Luck pass incomplete short left to G.Whalen (A.Bailey).
4-6-IND 34	(:10) P.McAfee punts 51 yards to KC 15, Center-M.Overton. D.McCluster pushed ob at KC 21 for 6 yards (T.Choice; J.McNary).

Kansas City Chiefs vs Indianapolis Colts at Lucas Oil Stadium

END OF QUARTER		Time	First Downs				Efficiencies	
	Score	Poss	R	P	X	T	3 Down	4 Down
Kansas City Chiefs	10	10:30	5	3	1	9	1/2	0/0
Indianapolis Colts	7	4:30	0	4	0	4	0/1	0/0

Play By Play

Second Quarter

1/4/2014

Kansas City Chiefs continued.

Kansas City Chiefs at 15:00

1-10-KC 21	(15:00) (Shotgun) A.Smith pass incomplete short right to D.Bowe.	
2-10-KC 21	(14:55) (Shotgun) A.Smith pass incomplete short right.	
3-10-KC 21	**(14:49) (Shotgun) A.Smith pass deep right to D.Avery for 79 yards, TOUCHDOWN.**	P10
	R.Succop extra point is GOOD, Center-T.Gafford, Holder-D.Colquitt.	

KC 17 IND 7, 3 plays, 79 yards, 0:21 drive, 0:21 elapsed

R.Succop kicks 65 yards from KC 35 to end zone, Touchback.

Indianapolis Colts at 14:39

1-10-IND 20	(14:39) T.Richardson left end to IND 20 for no gain (T.Hali). FUMBLES (T.Hali), RECOVERED by KC-J.Houston at IND 24. J.Houston to IND 17 for 7 yards (A.Luck).	

Kansas City Chiefs at 14:28

1-10-IND 17	(14:28) (Run formation) K.Davis up the middle to IND 4 for 13 yards (A.Bethea).	R11
1-4-IND 4	(13:48) (Run formation) K.Davis left tackle to IND 5 for -1 yards (E.Walden).	
	Timeout #1 by IND at 13:10.	
2-5-IND 5	**(13:10) (Shotgun) A.Smith pass short middle to A.Sherman for 5 yards, TOUCHDOWN.**	P12
	R.Succop extra point is GOOD, Center-T.Gafford, Holder-D.Colquitt.	

KC 24 IND 7, 3 plays, 17 yards, 1:23 drive, 1:55 elapsed

R.Succop kicks 65 yards from KC 35 to end zone, Touchback.

Indianapolis Colts at 13:05

1-10-IND 20	(13:05) (Shotgun) D.Brown right guard to IND 23 for 3 yards (D.Poe; J.Houston).	
2-7-IND 23	(12:40) (No Huddle, Shotgun) A.Luck pass incomplete deep right to T.Hilton (M.Cooper).	
3-7-IND 23	(12:33) (Shotgun) A.Luck pass short middle to G.Whalen to IND 40 for 17 yards (D.Johnson; S.Smith) [T.Hali]. IND-T.Hilton was injured during the play.	P5
1-10-IND 40	(12:03) (Shotgun) D.Brown left tackle to IND 45 for 5 yards (H.Abdullah).	
2-5-IND 45	(11:29) (No Huddle, Shotgun) A.Luck pass incomplete short middle to G.Whalen.	
3-5-IND 45	(11:24) (Shotgun) A.Luck pass short left to C.Fleener to IND 49 for 4 yards (E.Berry).	
4-1-IND 49	(10:48) (Shotgun) A.Luck left end to KC 30 for 21 yards (K.Lewis).	R6
1-10-KC 30	(10:02) (Shotgun) A.Luck pass short right to T.Hilton ran ob at KC 19 for 11 yards.	P7
1-10-KC 19	(9:30) (No Huddle, Shotgun) A.Luck pass incomplete short right to T.Hilton.	
2-10-KC 19	(9:26) (Shotgun) A.Luck pass incomplete short left to G.Whalen (B.Flowers).	
3-10-KC 19	(9:21) (Shotgun) A.Luck pass incomplete short left to L.Brazill (J.Houston).	
4-10-KC 19	**(9:18) A.Vinatieri 37 yard field goal is GOOD, Center-M.Overton, Holder-P.McAfee.**	

KC 24 IND 10, 12 plays, 61 yards, 3:51 drive, 5:46 elapsed

P.McAfee kicks 74 yards from IND 35 to KC -9. Q.Demps to KC 19 for 28 yards (K.Conner).

Kansas City Chiefs at 9:14, (1st play from scrimmage 9:09)

1-10-KC 19	(9:09) (Run formation) K.Davis left end pushed ob at KC 26 for 7 yards (L.Landry).	
2-3-KC 26	(8:42) K.Davis left end to KC 30 for 4 yards (A.Bethea).	R13
1-10-KC 30	(8:03) (Shotgun) A.Smith up the middle to KC 33 for 3 yards (C.Lynch; E.Walden).	
2-7-KC 33	(7:19) (Shotgun) A.Smith scrambles up the middle to KC 39 for 6 yards (D.Butler).	
3-1-KC 39	(6:37) (Shotgun) A.Smith right end to KC 46 for 7 yards (J.Gordy).	R14
1-10-KC 46	(5:59) (Run formation) A.Smith pass short left to K.Davis to KC 47 for 1 yard (J.Freeman). KC - Stephenson (79) reports as eligible.	
2-9-KC 47	(5:23) (Shotgun) A.Smith pass short right to D.McCluster pushed ob at IND 48 for 5 yards (A.Bethea).	
3-4-IND 48	(4:53) (Shotgun) A.Smith pass short middle to A.Fasano to IND 43 for 5 yards (L.Landry).	P15
1-10-IND 43	(4:12) (Run formation) K.Davis right end to IND 38 for 5 yards (J.Freeman).	
2-5-IND 38	(3:34) (Shotgun) A.Smith pass incomplete short left to D.McCluster (D.Butler).	
	Timeout #1 by KC at 03:29.	
3-5-IND 38	(3:29) (Shotgun) A.Smith pass short left to D.McCluster ran ob at IND 19 for 19 yards.	P16
1-10-IND 19	(2:56) (Shotgun) A.Smith pass short middle to K.Davis to IND 16 for 3 yards (J.Freeman).	
2-7-IND 16	(2:11) (Shotgun) A.Smith pass incomplete short middle to D.Avery (J.Freeman).	
3-7-IND 16	(2:06) (Shotgun) A.Smith scrambles up the middle to IND 8 for 8 yards (C.Redding).	R17

Two-Minute Warning

1-8-IND 8	(1:59) (Run formation) A.Smith pass incomplete short right to D.Bowe.	
	PENALTY on IND-V.Davis, Face Mask (15 Yards), 4 yards, enforced at IND 8 - No Play.	X18
1-4-IND 4	**(1:55) (Shotgun) K.Davis up the middle for 4 yards, TOUCHDOWN.**	R19
	R.Succop extra point is GOOD, Center-T.Gafford, Holder-D.Colquitt.	

KC 31 IND 10, 15 plays, 81 yards, 1 penalty, 7:23 drive, 13:09 elapsed

R.Succop kicks 65 yards from KC 35 to end zone, Touchback.

Indianapolis Colts at 1:51

1-10-IND 20	(1:51) (Shotgun) A.Luck pass incomplete short left to C.Fleener (K.Lewis).	
2-10-IND 20	(1:45) (Shotgun) A.Luck scrambles up the middle to IND 29 for 9 yards (B.Flowers).	
3-1-IND 29	(1:14) (No Huddle, Shotgun) A.Luck pass short right to C.Fleener to IND 30 for 1 yard (H.Abdullah).	P8
	Timeout #2 by IND at 01:02.	
1-10-IND 30	*(1:02) (Shotgun) PENALTY on KC-M.Catapano, Neutral Zone Infraction, 5 yards, enforced at IND 30 - No Play.*	
1-5-IND 35	(1:02) (Shotgun) A.Luck pass deep left to T.Hilton ran ob at KC 43 for 22 yards.	P9
1-10-KC 43	(:56) (Shotgun) A.Luck sacked at IND 50 for -7 yards (J.Houston).	
2-17-IND 50	(:33) (No Huddle, Shotgun) A.Luck pass short right intended for T.Hilton INTERCEPTED by B.Flowers at KC 38. B.Flowers to IND 45 for 17 yards (G.Whalen).	

Kansas City Chiefs at 0:21

1-10-IND 45	(:21) (Shotgun) A.Smith scrambles up the middle to IND 44 for 1 yard (C.Redding).	
	Timeout #2 by KC at 00:13.	
2-9-IND 44	(:13) (Shotgun) A.Smith pass short left to K.Davis pushed ob at IND 41 for 3 yards (J.McNary).	
3-6-IND 41	(:05) (Shotgun) A.Smith pass incomplete deep right to D.Bowe (A.Bethea).	

END OF QUARTER

	Score	Time Poss	First Downs R	First Downs P	First Downs X	First Downs T	Efficiencies 3 Down	Efficiencies 4 Down
Kansas City Chiefs	**31**	**9:28**	**5**	**4**	**1**	**10**	**5/6**	**0/0**
Indianapolis Colts	**10**	**5:32**	**1**	**4**	**0**	**5**	**2/4**	**1/1**

Play By Play

Third Quarter

1/4/2014

IND elects to Receive, and KC elects to defend the North goal.

R.Succop kicks 74 yards from KC 35 to IND -9. L.Brazill, Touchback.

Indianapolis Colts at 15:00

1-10-IND 20	(15:00) (Shotgun) A.Luck pass short right intended for D.Brown INTERCEPTED by H.Abdullah at IND 22. H.Abdullah to IND 18 for 4 yards (D.Brown).	

Kansas City Chiefs at 14:54

1-10-IND 18	(14:54) (Shotgun) A.Smith pass short right to D.McCluster ran ob at IND 13 for 5 yards (J.Gordy).	
2-5-IND 13	(14:24) (Run formation) K.Davis up the middle to IND 10 for 3 yards (K.Sheppard).	
3-2-IND 10	**(13:44) (Shotgun) A.Smith pass short right to K.Davis for 10 yards, TOUCHDOWN.**	P20
	R.Succop extra point is GOOD, Center-T.Gafford, Holder-D.Colquitt.	

KC 38 IND 10, 3 plays, 18 yards, 1:15 drive, 1:21 elapsed

R.Succop kicks 65 yards from KC 35 to end zone, Touchback.

Indianapolis Colts at 13:39

1-10-IND 20	(13:39) (Shotgun) D.Brown up the middle to IND 23 for 3 yards (F.Zombo).	
2-7-IND 23	(13:20) (No Huddle, Shotgun) A.Luck pass short left to T.Hilton to IND 33 for 10 yards (B.Flowers).	P10
1-10-IND 33	(12:57) (No Huddle, Shotgun) A.Luck pass short middle to D.Brown to IND 44 for 11 yards (B.Flowers; M.Cooper).	P11
1-10-IND 44	(12:29) (No Huddle, Shotgun) A.Luck pass deep left to D.Rogers to KC 10 for 46 yards (S.Smith).	P12
1-10-KC 10	**(11:52) (No Huddle, Shotgun) D.Brown up the middle for 10 yards, TOUCHDOWN.**	R13
	A.Vinatieri extra point is GOOD, Center-M.Overton, Holder-P.McAfee.	

KC 38 IND 17, 5 plays, 80 yards, 1:52 drive, 3:13 elapsed

P.McAfee kicks 71 yards from IND 35 to KC -6. Q.Demps to KC 22 for 28 yards (A.Studebaker; K.Conner).

Kansas City Chiefs at 11:47, (1st play from scrimmage 11:42)

1-10-KC 22	(11:42) (Shotgun) A.Smith sacked at KC 20 for -2 yards (R.Jean Francois).	
2-12-KC 20	(11:09) A.Smith pass short left to J.Hemingway to KC 37 for 17 yards (A.Bethea) [R.Mathis].	P21
1-10-KC 37	(10:31) A.Smith pass short right to K.Davis to 50 for 13 yards (J.Gordy).	P22
1-10-50	(9:54) K.Davis up the middle to IND 46 for 4 yards (R.Mathews).	
2-6-IND 46	(9:11) (Run formation) A.Smith sacked at KC 46 for -8 yards (R.Mathis). FUMBLES (R.Mathis) [R.Mathis], RECOVERED by IND-K.Sheppard at KC 41. K.Sheppard ran ob at KC 41 for no gain. KC - Stephenson (79) reports as eligible. The Replay Assistant challenged the fumble ruling, and the play was Upheld.	

Indianapolis Colts at 9:00

1-10-KC 41	(9:00) (Shotgun) A.Luck pass incomplete deep left to T.Hilton.	
	PENALTY on IND-A.Castonzo, Illegal Formation, 5 yards, enforced at KC 41 - No Play.	
1-15-KC 46	(8:53) (Shotgun) A.Luck pass deep left to T.Hilton ran ob at KC 30 for 16 yards [J.Houston].	P14
1-10-KC 30	(8:37) (No Huddle, Shotgun) A.Luck pass short middle to T.Hilton to KC 22 for 8 yards (D.Johnson).	
2-2-KC 22	(8:09) (No Huddle, Shotgun) A.Luck pass deep left to L.Brazill to KC 3 for 19 yards (E.Berry; S.Smith).	P15
1-3-KC 3	(7:40) (No Huddle) A.Luck pass incomplete short right to C.Fleener.	
2-3-KC 3	**(7:36) (Shotgun) A.Luck pass short right to D.Brown for 3 yards, TOUCHDOWN. KC-B.Flowers was injured during the play. His return is Questionable.** A.Vinatieri extra point is GOOD, Center-M.Overton, Holder-P.McAfee.	P16

KC 38 IND 24, 5 plays, 41 yards, 1:28 drive, 7:28 elapsed

P.McAfee kicks 69 yards from IND 35 to KC -4. Q.Demps to KC 20 for 24 yards (S.Brown). KC-J.Hemingway was injured during the play.

Kansas City Chiefs at 7:32, (1st play from scrimmage 7:26)

1-10-KC 20	(7:26) (Shotgun) K.Davis right end to KC 22 for 2 yards (J.Freeman; K.Conner).
2-8-KC 22	(6:48) (Run formation) A.Smith right end to KC 25 for 3 yards (L.Landry; J.Chapman).
3-5-KC 25	(6:04) (Run formation) A.Smith pass incomplete short right to D.Bowe (J.Gordy).
4-5-KC 25	(5:58) D.Colquitt punts 47 yards to IND 28, Center-T.Gafford, fair catch by G.Whalen. IND-D.Heyward-Bey was injured during the play. His return is Doubtful.

Indianapolis Colts at 5:50

1-10-IND 28	(5:50) (Shotgun) A.Luck pass short left intended for T.Hilton INTERCEPTED by H.Abdullah at IND 29. H.Abdullah ran ob at IND 28 for 1 yard.

Kansas City Chiefs at 5:44

1-10-IND 28	(5:44) (Shotgun) A.Smith pass short right to D.Bowe to IND 24 for 4 yards (V.Davis).
2-6-IND 24	(5:06) (Run formation) K.Davis left tackle to IND 24 for no gain (L.Landry; K.Sheppard).
3-6-IND 24	(4:22) (Shotgun) A.Smith pass incomplete short left.

Kansas City Chiefs vs Indianapolis Colts at Lucas Oil Stadium

	Timeout #1 by IND at 04:17.	
4-6-IND 24	**(4:17) R.Succop 42 yard field goal is GOOD, Center-T.Gafford, Holder-D.Colquitt.**	

KC 41 IND 24, 4 plays, 4 yards, 1:32 drive, 10:48 elapsed

R.Succop kicks 70 yards from KC 35 to IND -5. L.Brazill to IND 20 for 25 yards (R.Parker).

Indianapolis Colts at 4:12, (1st play from scrimmage 4:08)

1-10-IND 20	(4:08) (Shotgun) A.Luck pass short middle to D.Brown to IND 45 for 25 yards (E.Berry).	P17
1-10-IND 45	(3:35) (No Huddle, Shotgun) A.Luck pass short right to L.Brazill to KC 25 for 30 yards (H.Abdullah).	P18
1-10-KC 25	(3:05) (No Huddle, Shotgun) A.Luck pass incomplete deep left to D.Rogers (S.Smith).	
2-10-KC 25	(3:00) (Shotgun) D.Brown up the middle to KC 12 for 13 yards (K.Lewis; E.Berry).	R19
1-10-KC 12	(2:39) (No Huddle, Shotgun) A.Luck pass incomplete short middle to D.Brown.	
2-10-KC 12	**(2:34) (Shotgun) A.Luck pass short middle to C.Fleener for 12 yards, TOUCHDOWN.**	P20
	A.Vinatieri extra point is GOOD, Center-M.Overton, Holder-P.McAfee.	

KC 41 IND 31, 6 plays, 80 yards, 1:41 drive, 12:29 elapsed

P.McAfee kicks 71 yards from IND 35 to KC -6. Q.Demps to KC 19 for 25 yards (J.McNary).

Kansas City Chiefs at 2:31, (1st play from scrimmage 2:25)

1-10-KC 19	(2:25) (Run formation) A.Smith pass deep left to D.Bowe to KC 40 for 21 yards (D.Butler).	P23
1-10-KC 40	(1:44) (Run formation) A.Smith pass short right to K.Davis to KC 39 for -1 yards (J.Freeman).	
2-11-KC 39	(1:04) (Shotgun) A.Smith left end to IND 48 for 13 yards (D.Butler).	R24
1-10-IND 48	(:22) (Shotgun) A.Smith pass incomplete short right to A.Fasano.	
	PENALTY on IND-J.Gordy, Defensive Holding, 5 yards, enforced at IND 48 - No Play.	X25
1-10-IND 43	(:17) (Shotgun) K.Davis right tackle to IND 41 for 2 yards (J.McNary; E.Walden).	

END OF QUARTER		**Time Poss**	**First Downs**				**Efficiencies**	
	Score		**R**	**P**	**X**	**T**	**3 Down**	**4 Down**
Kansas City Chiefs	**41**	**9:47**	**1**	**4**	**1**	**6**	**1/3**	**0/0**
Indianapolis Colts	**31**	**5:13**	**2**	**9**	**0**	**11**	**0/0**	**0/0**

Play By Play

Fourth Quarter

1/4/2014

Kansas City Chiefs continued.

2-8-IND 41	(15:00) (Shotgun) A.Smith pass incomplete deep right to C.Gray.	
3-8-IND 41	(14:55) (Shotgun) A.Smith pass incomplete short right.	
4-8-IND 41	(14:47) D.Colquitt punts 31 yards to IND 10, Center-T.Gafford, fair catch by G.Whalen.	

Indianapolis Colts at 14:40

1-10-IND 10	(14:40) (Shotgun) D.Brown up the middle to IND 10 for no gain (H.Abdullah).	
2-10-IND 10	(14:19) (No Huddle, Shotgun) A.Luck pass incomplete short right to L.Brazill.	
3-10-IND 10	(14:14) (No Huddle, Shotgun) A.Luck pass short left to T.Hilton ran ob at IND 26 for 16 yards (D.Robinson).	P21
1-10-IND 26	(14:06) (No Huddle, Shotgun) A.Luck pass short right to T.Hilton ran ob at IND 40 for 14 yards.	P22
1-10-IND 40	(13:46) (No Huddle, Shotgun) D.Brown up the middle to IND 47 for 7 yards (J.Howard).	
2-3-IND 47	(13:19) (No Huddle, Shotgun) A.Luck pass short left to T.Hilton pushed ob at KC 41 for 12 yards (H.Abdullah).	P23
1-10-KC 41	(12:58) (No Huddle, Shotgun) D.Brown left tackle to KC 35 for 6 yards (J.Howard).	
2-4-KC 35	(12:32) (No Huddle, Shotgun) A.Luck scrambles left tackle to KC 23 for 12 yards (D.Johnson).	R24
1-10-KC 23	(12:03) (No Huddle, Shotgun) D.Brown left tackle to KC 19 for 4 yards (E.Berry).	
2-6-KC 19	(11:35) (No Huddle, Shotgun) A.Luck pass short right to G.Whalen to KC 10 for 9 yards (M.Cooper).	P25
1-10-KC 10	(11:00) (No Huddle, Shotgun) A.Luck pass short right to D.Brown pushed ob at KC 2 for 8 yards (J.Houston).	
2-2-KC 2	**(10:45) (No Huddle, Shotgun) D.Brown to KC 2 for no gain (E.Berry). FUMBLES (E.Berry), recovered by IND-A.Luck at KC 5. A.Luck for 5 yards, TOUCHDOWN.** A.Vinatieri extra point is GOOD, Center-M.Overton, Holder-P.McAfee.	R26

KC 41 IND 38, 12 plays, 90 yards, 4:02 drive, 4:22 elapsed

P.McAfee kicks 73 yards from IND 35 to KC -8. Q.Demps to KC 17 for 25 yards (T.Choice; J.McNary).

Kansas City Chiefs at 10:38, (1st play from scrimmage 10:34)

1-10-KC 17	(10:34) (Run formation) A.Smith pass short middle to J.Hemingway to KC 30 for 13 yards (L.Landry).	P26
1-10-KC 30	(9:57) (Run formation) K.Davis up the middle to KC 35 for 5 yards (R.Mathews; D.Butler). KC-K.Davis was injured during the play. He is Out.	
2-5-KC 35	(9:30) (Shotgun) A.Smith pass incomplete short right to A.Fasano (E.Walden).	
3-5-KC 35	(9:26) (Shotgun) A.Smith pass short right to D.Bowe to KC 41 for 6 yards (J.Gordy).	P27
1-10-KC 41	(8:48) (Run formation) C.Gray right tackle to KC 43 for 2 yards (A.Bethea).	
2-8-KC 43	(8:07) (Shotgun) A.Smith pass short right to A.Fasano to KC 44 for 1 yard (J.Gordy; J.Freeman).	
	Timeout #1 by KC at 07:24.	
3-7-KC 44	(7:24) (Shotgun) A.Smith pass short middle to A.Jenkins pushed ob at IND 29 for 27 yards (K.Conner).	P28
	Timeout #2 by KC at 06:49.	
1-10-IND 29	(6:49) D.McCluster right end pushed ob at IND 26 for 3 yards (A.Bethea).	
2-7-IND 26	(6:18) (Shotgun) A.Smith pass short left to A.Sherman to IND 30 for -4 yards (L.Landry). IND-L.Landry was injured during the play. He is Out.	
3-11-IND 30	(5:46) (Shotgun) A.Smith pass short left to D.McCluster ran ob at IND 25 for 5 yards.	
4-6-IND 25	**(5:40) R.Succop 43 yard field goal is GOOD, Center-T.Gafford, Holder-D.Colquitt.**	

KC 44 IND 38, 11 plays, 58 yards, 5:02 drive, 9:24 elapsed

R.Succop kicks 65 yards from KC 35 to end zone, Touchback.

Indianapolis Colts at 5:36

1-10-IND 20	(5:36) (Shotgun) A.Luck pass incomplete short left to T.Hilton.	
2-10-IND 20	(5:32) (Shotgun) A.Luck scrambles up the middle to IND 25 for 5 yards (E.Berry).	
3-5-IND 25	(4:58) (No Huddle, Shotgun) A.Luck pass short right to C.Fleener to IND 36 for 11 yards (E.Berry). KC-J.Houston was injured during the play.	P27
1-10-IND 36	**(4:29) (Shotgun) A.Luck pass deep middle to T.Hilton for 64 yards, TOUCHDOWN.**	P28
	A.Vinatieri extra point is GOOD, Center-M.Overton, Holder-P.McAfee.	

KC 44 IND 45, 4 plays, 80 yards, 1:15 drive, 10:39 elapsed

P.McAfee kicks 73 yards from IND 35 to KC -8. Q.Demps, Touchback.

Kansas City Chiefs at 4:21

1-10-KC 20	(4:21) (Run formation) A.Smith pass short right to D.Bowe to KC 45 for 25 yards (C.Lynch).	P29
1-10-KC 45	(3:43) (Run formation) A.Smith pass short middle to D.Bowe to IND 42 for 13 yards (A.Bethea; D.Butler).	P30
1-10-IND 42	(3:06) (Shotgun) C.Gray right tackle to IND 39 for 3 yards (R.Mathis; R.Jean Francois).	
2-7-IND 39	(2:30) (Shotgun) A.Smith pass incomplete short right [C.Redding].	
	PENALTY on KC-A.Smith, Intentional Grounding, 10 yards, enforced at IND 39.	

3-17-IND 49 (2:25) (Shotgun) A.Smith pass short middle to D.McCluster to IND 43 for 6 yards (V.Davis).

Two-Minute Warning

Timeout #3 by KC at 02:00.

4-11-IND 43 (2:00) (Shotgun) A.Smith pass incomplete deep right to D.Bowe.

Indianapolis Colts at 1:55

1-10-IND 43 (1:55) A.Luck kneels to IND 43 for no gain.

2-10-IND 43 (1:15) A.Luck kneels to IND 42 for -1 yards.

3-11-IND 42 (:39) A.Luck kneels to IND 41 for -1 yards.

END OF QUARTER		**Time Poss**	**First Downs**				**Efficiencies**	
	Score		**R**	**P**	**X**	**T**	**3 Down**	**4 Down**
Kansas City Chiefs	**44**	**7:48**	**0**	**5**	**0**	**5**	**2/5**	**0/1**
Indianapolis Colts	**45**	**7:12**	**2**	**6**	**0**	**8**	**2/3**	**0/0**

Miscellaneous Statistics Report

Kansas City Chiefs vs Indianapolis Colts
1/4/2014 at Lucas Oil Stadium

Ten Longest Plays for Kansas City Chiefs

Yards	Qtr	Play Start	Play Description
79	2	3-10-KC 21	(14:49) (Shotgun) A.Smith pass deep right to D.Avery for 79 yards, TOUCHDOWN.
63	1	2-6-KC 35	(3:26) (Run formation) A.Smith pass short middle to D.Bowe to IND 2 for 63 yards (A.Bethea).
27	4	3-7-KC 44	(7:24) (Shotgun) A.Smith pass short middle to A.Jenkins pushed ob at IND 29 for 27 yards (K.Conner).
25	4	1-10-KC 20	(4:21) (Run formation) A.Smith pass short right to D.Bowe to KC 45 for 25 yards (C.Lynch).
21	3	1-10-KC 19	(2:25) (Run formation) A.Smith pass deep left to D.Bowe to KC 40 for 21 yards (D.Butler).
19	2	3-5-IND 38	(3:29) (Shotgun) A.Smith pass short left to D.McCluster ran ob at IND 19 for 19 yards.
17	3	2-12-KC 20	(11:09) A.Smith pass short left to J.Hemingway to KC 37 for 17 yards (A.Bethea) [R.Mathis].
16	1	2-6-KC 45	(12:21) (Shotgun) A.Smith scrambles right end to IND 39 for 16 yards (J.Chapman).
13	2	1-10-IND 17	(14:28) (Run formation) K.Davis up the middle to IND 4 for 13 yards (A.Bethea).
13	3	1-10-KC 37	(10:31) A.Smith pass short right to K.Davis to 50 for 13 yards (J.Gordy).

Ten Longest Plays for Indianapolis Colts

Yards	Qtr	Play Start	Play Description
64	4	1-10-IND 36	(4:29) (Shotgun) A.Luck pass deep middle to T.Hilton for 64 yards, TOUCHDOWN.
46	3	1-10-IND 44	(12:29) (No Huddle, Shotgun) A.Luck pass deep left to D.Rogers to KC 10 for 46 yards (S.Smith).
30	3	1-10-IND 45	(3:35) (No Huddle, Shotgun) A.Luck pass short right to L.Brazill to KC 25 for 30 yards (H.Abdullah).
25	3	1-10-IND 20	(4:08) (Shotgun) A.Luck pass short middle to D.Brown to IND 45 for 25 yards (E.Berry).
24	1	2-5-IND 43	(7:01) (No Huddle, Shotgun) A.Luck pass short right to T.Hilton pushed ob at KC 33 for 24 yards (K.Lewis).
22	2	1-5-IND 35	(1:02) (Shotgun) A.Luck pass deep left to T.Hilton ran ob at KC 43 for 22 yards.
21	2	4-1-IND 49	(10:48) (Shotgun) A.Luck left end to KC 30 for 21 yards (K.Lewis).
19	3	2-2-KC 22	(8:09) (No Huddle, Shotgun) A.Luck pass deep left to L.Brazill to KC 3 for 19 yards (E.Berry; S.Smith).
18	1	2-10-KC 33	(5:55) (Shotgun) A.Luck pass short left to C.Fleener to KC 15 for 18 yards (E.Berry).
17	2	3-7-IND 23	(12:33) (Shotgun) A.Luck pass short middle to G.Whalen to IND 40 for 17 yards (D.Johnson; S.Smith) [T.Hali]. IND-T.Hilton

Touchdown Scoring Information		Offense	Defense	Special Teams
VISITOR	Kansas City Chiefs	5	0	0
HOME	Indianapolis Colts	6	0	0

Player Scoring Information

Club	Player	TD	Rush TD	Rec TD	KO TD	Punt TD	Int TD	Fum TD	Misc TD	FG	XP	2Pt Rush	2Pt Rec	Sfty	Points
KC	R.Succop	0	0	0	0	0	0	0	0	3	5	0	0	0	14
KC	K.Davis	0	1	1	0	0	0	0	0	0	0	0	0	0	12
KC	D.Avery	0	0	1	0	0	0	0	0	0	0	0	0	0	6
KC	A.Sherman	0	0	1	0	0	0	0	0	0	0	0	0	0	6
KC	D.Bowe	0	0	1	0	0	0	0	0	0	0	0	0	0	6
IND	D.Brown	0	1	1	0	0	0	0	0	0	0	0	0	0	12
IND	T.Hilton	0	0	2	0	0	0	0	0	0	0	0	0	0	12
IND	A.Vinatieri	0	0	0	0	0	0	0	0	1	6	0	0	0	9
IND	C.Fleener	0	0	1	0	0	0	0	0	0	0	0	0	0	6
IND	A.Luck	0	0	0	0	0	0	1	0	0	0	0	0	0	6

Possession Detail	First Half		Second Half		Game	
	Visitor	Home	Visitor	Home	Visitor	Home
Largest Lead	21	0	28	1	28	1
Drives Leading	4	0	6	1	10	1
Time of Possession Leading	9:28	0:00	15:09	1:55	24:37	1:55
Largest Deficit	0	-21	-1	-28	-1	-28
Drives Trailing	0	5	1	7	1	12
Time of Possession Trailing	0:00	10:02	2:26	10:30	2:26	20:32
Times Score Tied Up		1		0		1
Lead Changes		2		1		3

Playtime Percentage

Percent of playtime per player on offense, defense and special teams

Kansas City Chiefs

		Offense		Defense		Special Teams	
B Albert	T	83	100%			8	23%
G Schwartz	T	83	100%			8	23%
R Hudson	C	83	100%			8	23%
A Smith	QB	83	100%				
J Allen	G	81	98%			8	23%
D Stephenson	T	80	96%			8	23%
A Fasano	TE	72	87%				
D Bowe	WR	71	86%				
K Davis	RB	56	67%				
D McCluster	WR	45	54%			1	3%
A Jenkins	WR	35	42%			6	17%
J Hemingway	WR	30	36%			19	54%
A Sherman	FB	28	34%			27	77%
D Avery	WR	26	31%				
S McGrath	TE	21	25%			1	3%
C Gray	RB	20	24%			19	54%
J Asamoah	G	9	11%			8	23%
J Charles	RB	5	6%				
R Johnson	G	2	2%				
D Johnson	LB			66	100%	7	20%
K Lewis	FS			66	100%		
S Smith	CB			66	100%		
E Berry	SS			66	100%		
T Hali	LB			61	92%		
M Cooper	CB			59	89%	12	34%
D Poe	NT			59	89%	7	20%
J Houston	LB			58	88%		
H Abdullah	FS			56	85%	27	77%
A Bailey	DE			52	79%	8	23%
B Flowers	CB			40	61%		
D Robinson	CB			18	27%		
Q Demps	SS			14	21%	24	69%
F Zombo	LB			13	20%	27	77%
T Jackson	DE			10	15%	7	20%
M Devito	DE			9	14%	7	20%
R Parker	DB			4	6%	27	77%
J Howard	NT			4	6%		
A Jordan	LB			3	5%	18	51%
M Catapano	DE			2	3%	14	40%
J Martin	LB					20	57%
R James	LB					19	54%
R Succop	K					17	49%
D Colquitt	P					10	29%
T Gafford	LS					10	29%
N Johnson	LB					2	6%

Indianapolis Colts

		Offense		Defense		Special Teams	
G Cherilus	T	66	100%			7	20%
M McGlynn	G	66	100%			7	20%
A Castonzo	T	66	100%			7	20%
H Thornton	G	66	100%			7	20%
A Luck	QB	66	100%				
S Satele	C	66	100%				
C Fleener	TE	62	94%				
T Hilton	WR	60	91%				
D Brown	RB	56	85%				
G Whalen	WR	53	80%			3	9%
L Brazill	WR	48	73%			15	43%
D Rogers	WR	28	42%				
T Richardson	RB	10	15%				
J Doyle	TE	8	12%			17	49%
S Havili	FB	3	5%			18	51%
D Heyward-Bey	WR	2	3%			11	31%
A Bethea	SS			83	100%		
V Davis	CB			80	96%		
J Freeman	LB			79	95%		
E Walden	LB			76	92%		
R Mathis	LB			71	86%		
D Butler	CB			70	84%	9	26%
L Landry	FS			68	82%		
R Jean Francois	DT			60	72%	7	20%
C Redding	DE			54	65%	8	23%
J Gordy	CB			39	47%	23	66%
K Sheppard	LB			36	43%	9	26%
R Mathews	DE			28	34%	10	29%
A Franklin	NT			25	30%		
K Conner	LB			23	28%	18	51%
J McNary	LB			23	28%	18	51%
J Chapman	NT			23	28%	7	20%
J Pendleton	DT			21	25%	9	26%
G Toler	CB			21	25%		
B Werner	LB			18	22%	2	6%
C Lynch	SS			12	14%	28	80%
S Brown	FS			2	2%	28	80%
C Johnson	LB					28	80%
A Studebaker	LB					28	80%
T Choice	RB					16	46%
P McAfee	P					16	46%
M Overton	LS					8	23%
J Linkenbach	T					7	20%
A Vinatieri	K					7	20%

X Nixon	T	7	20%

INDIANAPOLIS COLTS vs. KANSAS CITY CHIEFS

Saturday, January 4, 2014 - 4:35 pm - Lucas Oil Stadium

COLTS NUMERICAL

No.	Name	Pos.
1	Pat McAfee	P
4	Adam Vinatieri	K
8	Matt Hasselbeck	QB
12	Andrew Luck	QB
13	T.Y. Hilton	WR
15	LaVon Brazill	WR
16	Da'Rick Rogers	WR
17	Griff Whalen	WR
20	Darius Butler	CB
23	Vontae Davis	CB
27	Josh Gordy	CB
28	Greg Toler	CB
30	LaRon Landry	S
31	Donald Brown	RB
32	Cassius Vaughn	CB
34	Trent Richardson	RB
38	Sergio Brown	S
39	Stanley Havili	FB
40	Sheldon Price	CB
41	Antoine Bethea	S
42	Corey Lynch	S
43	Tashard Choice	RB
45	Matt Overton	LS
47	Weslye Saunders	TE
50	Jerrell Freeman	ILB
52	Kelvin Sheppard	ILB
53	Kavell Conner	ILB
56	Daniel Adongo	OLB
57	Josh McNary	ILB
58	Andy Studebaker	OLB
59	Cam Johnson	OLB
61	Jeris Pendleton	DT
62	Khaled Holmes	C/G
64	Samson Satele	C
69	Hugh Thornton	G
71	Xavier Nixon	T
72	Jeff Linkenbach	T
74	Anthony Castonzo	T
75	Mike McGlynn	G/C
76	Joe Reitz	G
78	Gosder Cherilus	T
80	Coby Fleener	TE
81	Darrius Heyward-Bey	WR
84	Jack Doyle	TE
90	Cory Redding	DE
91	Ricardo Mathews	DT
92	Bjoern Werner	OLB
93	Erik Walden	OLB
95	Fili Moala	DE
96	Josh Chapman	NT
97	Aubrayo Franklin	DT
98	Robert Mathis	OLB
99	Ricky Jean Francois	DT

COLTS OFFENSE

WR	13 T.Y. Hilton	15 LaVon Brazill	17 Griff Whalen
LT	74 Anthony Castonzo		
LG	69 Hugh Thornton	76 Joe Reitz	
C	64 Samson Satele	62 Khaled Holmes	
RG	72 Jeff Linkenbach	75 Mike McGlynn	
RT	78 Gosder Cherilus	71 Xavier Nixon	
TE	80 Coby Fleener	84 Jack Doyle	47 Weslye Saunders
WR	81 Darrius Heyward-Bey	16 Da'Rick Rogers	
QB	12 Andrew Luck	8 Matt Hasselbeck	
FB	39 Stanley Havili		
RB	31 Donald Brown	34 Trent Richardson	43 Tashard Choice

COLTS DEFENSE

DE	90 Cory Redding	91 Ricardo Mathews		
NT	97 Aubrayo Franklin	96 Josh Chapman		
DT	99 Ricky Jean Francois	95 Fili Moala	61 Jeris Pendleton	
SLB	93 Erik Walden	92 Bjoern Werner	58 Andy Studebaker	
Mike	52 Kelvin Sheppard	53 Kavell Conner		
Will	50 Jerrell Freeman	57 Josh McNary		
Rush	98 Robert Mathis	59 Cam Johnson	56 Daniel Adongo	
LCB	28 Greg Toler	20 Darius Butler	27 Josh Gordy	
SS	41 Antoine Bethea	42 Corey Lynch		
FS	30 LaRon Landry	38 Sergio Brown		
RCB	23 Vontae Davis	32 Cassius Vaughn	40 Sheldon Price	

CHIEFS DEFENSE

LDE	94 Tyson Jackson	97 Allen Bailey	77 Mike Catapano
NT	92 Dontari Poe	96 Jaye Howard	
RDE	70 Mike DeVito	99 Jerrell Powe	
LOLB	50 Justin Houston	51 Frank Zombo	95 Josh Martin
LILB	55 Akeem Jordan	57 Nico Johnson	
RILB	56 Derrick Johnson	59 Robert James	
ROLB	91 Tamba Hali	54 Dezman Moses	
LCB	24 Brandon Flowers	31 Marcus Cooper	
RCB	27 Sean Smith	21 Dunta Robinson	38 Ron Parker
SS	29 Eric Berry	35 Quintin Demps	
FS	23 Kendrick Lewis	39 Husain Abdullah	

CHIEFS OFFENSE

WR	17 Donnie Avery	15 A.J. Jenkins	
LT	76 Branden Albert	79 Donald Stephenson	
LG	71 Jeff Allen	75 Rishaw Johnson	
C	61 Rodney Hudson	64 Eric Kush	
RG	73 Jon Asamoah	69 Rokevious Watkins	
RT	72 Eric Fisher	74 Geoff Schwartz	
TE	80 Anthony Fasano	84 Sean McGrath	81 Richard Gordon
WR	82 Dwayne Bowe	22 Dexter McCluster	88 Junior Hemingway
QB	11 Alex Smith	10 Chase Daniel	9 Tyler Bray
RB	25 Jamaal Charles	34 Knile Davis	32 Cyrus Gray
FB	42 Anthony Sherman		

COLTS SPECIALISTS

P	1 Pat McAfee	
PK	4 Adam Vinatieri	1 Pat McAfee
H	1 Pat McAfee	
LS	45 Matt Overton	
KR	15 LaVon Brazill	32 Cassius Vaughn
PR	17 Griff Whalen	15 LaVon Brazill

CHIEFS SPECIALISTS

P	2 Dustin Colquitt	6 Ryan Succop	
K	6 Ryan Succop	2 Dustin Colquitt	
KO	6 Ryan Succop	2 Dustin Colquitt	
LS	43 Thomas Gafford		
H	2 Dustin Colquitt	10 Chase Daniel	
PR	22 Dexter McCluster	35 Quintin Demps	
KR	35 Quintin Demps	22 Dexter McCluster	34 Knile Davis

COLTS PRONUNCIATIONS

Antoine Bethea (buh-THAY)
Gosder Cherilus (GOZ-der) (SHARE-uh-luss)
Aubrayo Franklin (ah-BRAY-uh)
Stanley Havili (huh-VEE-lee)
Khaled Holmes (CALL-id)
Ricky Jean Francois (Zhon fran-SWAH)
Fili Moala (FEEL-ee) (moe-ALL-uh)
Joe Reitz (RIGHTS)
Da'Rick Rogers (DAY-rick)
Samson Satele (saw-tell-EE)
Adam Vinatieri (vin-uh-TARE-ee)
Bjoern Werner (bee-YORN VERN-er)

TODAY'S OFFICIALS

Referee: Walt Anderson (66)
Umpire: Jeff Rice (44)
Head Linesman: Steve Stelljes (22)
Line Judge: Gary Arthur (108)
Field Judge: Buddy Horton (82)
Side Judge: Doug Rosenbaum (67)
Back Judge: Keith Ferguson (61)
Alternate: Undrey Wash (96)
Alternate: Ed Camp (134)
Alternate: Laird Hayes (125)
Replay Official: Bob McGrath
Replay Assistant: Russell Yurk

Note: Rookies Underlined

CHIEFS PRONUNCIATIONS

Husain Abdullah (Ab-DUEL-uh)
Jon Asamoah (AH-suh-MO-uh)
Mike Catapano (Cat-uh-PAWN-oh)
Knile Davis (Nile)
Anthony Fasano (Fuh-SAWN-oh)
Tamba Hali (TOM-buh HA-LEE)
Dontari Poe (Don-TAR-ee)
Dunta Robinson (DON-tay)
Ryan Succop (SUCK-up)
Rokevious Watkins (Raw-KEY-vee-us)

CHIEFS NUMERICAL

No.	Name	Pos.
2	Dustin Colquitt	P
6	Ryan Succop	K
9	Tyler Bray	QB
10	Chase Daniel	QB
11	Alex Smith	QB
15	A.J. Jenkins	WR
17	Donnie Avery	WR
21	Dunta Robinson	CB
22	Dexter McCluster	WR
23	Kendrick Lewis	S
24	Brandon Flowers	CB
25	Jamaal Charles	RB
27	Sean Smith	CB
29	Eric Berry	S
31	Marcus Cooper	CB
32	Cyrus Gray	RB
34	Knile Davis	RB
35	Quintin Demps	S
38	Ron Parker	CB
39	Husain Abdullah	S
42	Anthony Sherman	FB
43	Thomas Gafford	LS
50	Justin Houston	LB
51	Frank Zombo	LB
54	Dezman Moses	LB
55	Akeem Jordan	LB
56	Derrick Johnson	LB
57	Nico Johnson	LB
59	Robert James	LB
61	Rodney Hudson	C
64	Eric Kush	C
69	Rokevious Watkins	OL
70	Mike DeVito	DL
71	Jeff Allen	G
72	Eric Fisher	T
73	Jon Asamoah	G
74	Geoff Schwartz	G/T
75	Rishaw Johnson	G
76	Branden Albert	T
77	Mike Catapano	DE
79	Donald Stephenson	OL
80	Anthony Fasano	TE
81	Richard Gordon	TE
82	Dwayne Bowe	WR
84	Sean McGrath	TE
88	Junior Hemingway	WR
91	Tamba Hali	LB
92	Dontari Poe	DT
94	Tyson Jackson	DE
95	Josh Martin	LB/DE
96	Jaye Howard	DT
97	Allen Bailey	DL
99	Jerrell Powe	DT

COLTS ALPHABETICAL

No.	Name	Pos.
56	Adongo, Daniel	OLB
41	Bethea, Antoine	S
15	Brazill, LaVon	WR
31	Brown, Donald	RB
38	Brown, Sergio	S
20	Butler, Darius	CB
74	Castonzo, Anthony	T
96	Chapman, Josh	NT
78	Cherilus, Gosder	T
43	Choice, Tashard	RB
53	Conner, Kavell	ILB
23	Davis, Vontae	CB
84	Doyle, Jack	TE
80	Fleener, Coby	TE
97	Franklin, Aubrayo	DT
50	Freeman, Jerrell	ILB
27	Gordy, Josh	CB
8	Hasselbeck, Matt	QB
39	Havili, Stanley	FB
81	Heyward-Bey, Darrius	WR
13	Hilton, T.Y.	WR
62	Holmes, Khaled	C/G
99	Jean Francois, Ricky	DT
59	Johnson, Cam	OLB
30	Landry, LaRon	S
72	Linkenbach, Jeff	T
12	Luck, Andrew	QB
42	Lynch, Corey	S
91	Mathews, Ricardo	DT
98	Mathis, Robert	OLB
1	McAfee, Pat	P
75	McGlynn, Mike	G/C
57	McNary, Josh	ILB
95	Moala, Fili	DE
71	Nixon, Xavier	T
45	Overton, Matt	LS
61	Pendleton, Jeris	DT
40	Price, Sheldon	CB
90	Redding, Cory	DE
76	Reitz, Joe	G
34	Richardson, Trent	RB
16	Rogers, Da'Rick	WR
64	Satele, Samson	C
47	Saunders, Weslye	TE
52	Sheppard, Kelvin	ILB
58	Studebaker, Andy	OLB
69	Thornton, Hugh	G
28	Toler, Greg	CB
32	Vaughn, Cassius	CB
4	Vinatieri, Adam	K
93	Walden, Erik	OLB
92	Werner, Bjoern	OLB
17	Whalen, Griff	WR

COLTS NUMERICAL

NO.	NAME	POS.	HT.	WT.	AGE	EXP.	COLLEGE
1	Pat McAfee	P	6-1	233	26	5	West Virginia
4	Adam Vinatieri	K	6-0	208	41	18	South Dakota State
8	Matt Hasselbeck	QB	6-4	235	37	15	Boston College
12	Andrew Luck	QB	6-4	240	24	2	Stanford
13	T.Y. Hilton	WR	5-9	178	24	2	Florida International
15	LaVon Brazill	WR	5-11	200	24	2	Ohio
16	Da'Rick Rogers	WR	6-3	215	22	R	Tennessee Tech
17	Griff Whalen	WR	5-11	198	23	2	Stanford
20	Darius Butler	CB	5-10	188	27	5	Connecticut
23	Vontae Davis	CB	5-11	204	25	5	Illinois
27	Josh Gordy	CB	5-11	196	26	3	Central Michigan
28	Greg Toler	CB	6-0	190	29	5	St. Paul's
30	LaRon Landry	S	6-0	226	28	7	LSU
31	Donald Brown	RB	5-10	210	26	5	Connecticut
32	Cassius Vaughn	CB	5-11	199	26	4	Mississippi
34	Trent Richardson	RB	5-9	225	23	2	Alabama
38	Sergio Brown	S	6-2	218	25	4	Notre Dame
39	Stanley Havili	FB	6-0	243	25	2	USC
40	Sheldon Price	CB	6-2	186	22	R	UCLA
41	Antoine Bethea	S	5-11	206	29	8	Howard
42	Corey Lynch	S	6-0	210	28	6	Appalachian State
43	Tashard Choice	RB	5-10	210	29	6	Georgia Tech
45	Matt Overton	LS	6-1	242	28	2	Western Washington
47	Weslye Saunders	TE	6-5	261	24	3	South Carolina
50	Jerrell Freeman	ILB	6-0	240	27	2	Mary Hardin-Baylor
52	Kelvin Sheppard	ILB	6-2	256	26	3	LSU
53	Kavell Conner	ILB	6-0	245	26	4	Clemson
56	Daniel Adongo	OLB	6-5	257	24	R	Pretoria (South Africa)
57	Josh McNary	ILB	6-0	251	25	R	Army
58	Andy Studebaker	OLB	6-3	248	28	6	Wheaton (IL)
59	Cam Johnson	OLB	6-3	268	23	1	Virginia
61	Jeris Pendleton	DT	6-2	334	30	2	Ashland
62	Khaled Holmes	C/G	6-3	319	23	R	USC
64	Samson Satele	C	6-3	300	29	7	Hawaii
69	Hugh Thornton	G	6-3	334	21	R	Illinois
71	Xavier Nixon	T	6-6	314	23	R	Florida
72	Jeff Linkenbach	T	6-6	325	26	4	Cincinnati
74	Anthony Castonzo	T	6-7	311	25	3	Boston College
75	Mike McGlynn	G/C	6-4	325	27	6	Pittsburgh
76	Joe Reitz	G	6-7	323	28	3	Western Michigan
78	Gosder Cherilus	T	6-7	316	29	6	Boston College
80	Coby Fleener	TE	6-6	251	25	2	Stanford
81	Darrius Heyward-Bey	WR	6-2	220	26	5	Maryland
84	Jack Doyle	TE	6-6	258	23	R	Western Kentucky
90	Cory Redding	DE	6-4	318	33	11	Texas
91	Ricardo Mathews	DT	6-3	308	26	4	Cincinnati
92	Bjoern Werner	OLB	6-3	260	22	R	Florida State
93	Erik Walden	OLB	6-2	250	28	6	Middle Tennessee St.
95	Fili Moala	DE	6-4	308	28	5	USC
96	Josh Chapman	NT	6-0	340	23	2	Alabama
97	Aubrayo Franklin	DT	6-1	320	33	11	Tennessee
98	Robert Mathis	OLB	6-2	246	32	11	Alabama A&M
99	Ricky Jean Francois	DT	6-3	297	26	5	LSU

HEAD COACH: CHUCK PAGANO
ASSISTANT COACHES: Pep Hamilton (Offensive Coordinator); Greg Manusky (Defensive Coordinator); Tom McMahon (Special Teams Coordinator); Roy Anderson (Safeties); Tim Berbenich (Offensive Assistant); Brant Boyer (Assistant Special Teams); Clyde Christensen (Quarterbacks); Gary Emanuel (Defensive Line); Jeff FitzGerald (Linebackers); Joe Gilbert (Offensive Line); Mike Gillhamer (Secondary); Frank Giufre (Offensive Quality Control); Richard Howell (Assistant Strength and Conditioning); Hal Hunter (Assistant Offensive Line); Roger Marandino (Strength and Conditioning); Alfredo Roberts (Tight Ends); David Walker (Running Backs); Brad White (Defensive Quality Control); Charlie Williams (Wide Receivers).

CHIEFS NUMERICAL

NO.	NAME	POS.	HT.	WT.	AGE	EXP.	COLLEGE
2	Dustin Colquitt	P	6-3	210	31	9	Tennessee
6	Ryan Succop	K	6-2	218	27	5	South Carolina
9	Tyler Bray	QB	6-6	215	22	R	Tennessee
10	Chase Daniel	QB	6-0	225	27	5	Missouri
11	Alex Smith	QB	6-4	217	29	9	Utah
15	A.J. Jenkins	WR	6-0	200	24	2	Illinois
17	Donnie Avery	WR	5-11	200	29	6	Houston
21	Dunta Robinson	CB	5-10	183	31	10	South Carolina
22	Dexter McCluster	WR	5-8	170	25	4	Mississippi
23	Kendrick Lewis	S	6-0	198	25	4	Mississippi
24	Brandon Flowers	CB	5-9	187	27	6	Virginia Tech
25	Jamaal Charles	RB	5-11	199	27	6	Texas
27	Sean Smith	CB	6-3	218	26	5	Utah
29	Eric Berry	S	6-0	211	25	4	Tennessee
31	Marcus Cooper	CB	6-2	192	23	R	Rutgers
32	Cyrus Gray	RB	5-10	206	24	2	Texas A&M
34	Knile Davis	RB	5-10	227	22	R	Arkansas
35	Quintin Demps	S	5-11	208	28	5	UTEP
38	Ron Parker	CB	6-0	206	26	3	Newberry
39	Husain Abdullah	S	6-0	204	28	5	Washington State
42	Anthony Sherman	FB	5-10	242	25	3	Connecticut
43	Thomas Gafford	LS	6-2	250	30	6	Houston
50	Justin Houston	LB	6-3	258	24	3	Georgia
51	Frank Zombo	LB	6-3	254	26	4	Central Michigan
54	Dezman Moses	LB	6-2	249	24	2	Tulane
55	Akeem Jordan	LB	6-1	230	28	7	James Madison
56	Derrick Johnson	LB	6-3	242	31	9	Texas
57	Nico Johnson	LB	6-2	249	23	R	Alabama
59	Robert James	LB	5-11	224	30	2	Arizona State
61	Rodney Hudson	C	6-2	299	24	3	Florida State
64	Eric Kush	C	6-4	313	24	R	California (PA)
69	Rokevious Watkins	OL	6-3	338	24	2	South Carolina
70	Mike DeVito	DL	6-3	305	29	7	Maine
71	Jeff Allen	G	6-4	306	23	2	Illinois
72	Eric Fisher	T	6-7	306	22	R	Central Michigan
73	Jon Asamoah	G	6-4	305	25	4	Illinois
74	Geoff Schwartz	G/T	6-6	340	27	5	Oregon
75	Rishaw Johnson	G	6-3	313	23	1	California (PA)
76	Branden Albert	T	6-5	316	29	6	Virginia
77	Mike Catapano	DE	6-4	270	23	R	Princeton
79	Donald Stephenson	OL	6-6	312	25	2	Oklahoma
80	Anthony Fasano	TE	6-4	255	29	8	Notre Dame
81	Richard Gordon	TE	6-4	265	26	3	Miami (FL)
82	Dwayne Bowe	WR	6-2	221	29	7	LSU
84	Sean McGrath	TE	6-5	247	26	1	Henderson State
88	Junior Hemingway	WR	6-1	225	25	1	Michigan
91	Tamba Hali	LB	6-3	275	30	8	Penn State
92	Dontari Poe	DT	6-3	346	23	2	Memphis
94	Tyson Jackson	DE	6-4	296	27	5	LSU
95	Josh Martin	LB/DE	6-3	245	22	R	Columbia
96	Jaye Howard	DT	6-3	301	25	2	Florida
97	Allen Bailey	DL	6-3	288	24	3	Miami (FL)
99	Jerrell Powe	DT	6-2	331	26	3	Mississippi

HEAD COACH: ANDY REID
ASSISTANT COACHES: Doug Pederson (Offensive Coordinator); Eric Bieniemy (Running Backs); Eugene Chung (Asst. Offensive Line); David Culley (Asst. Head Coach/Wide Receivers); Andy Heck (Offensive Line); Corey Matthaei (Offensive Quality Control); Tom Melvin (Tight Ends); Matt Nagy (Quarterbacks); Bob Sutton (Defensive Coordinator); Tommy Brasher (Defensive Line); Mark DeLeone (Defensive Quality Control); Gary Gibbs (Linebackers); Al Harris (Defensive Asst./Secondary); Britt Reid (Defensive Quality Control); Emmitt Thomas (Defensive Backs); Dave Toub (Special Teams Coordinator); Kevin O'Dea (Asst. Special Teams); Brad Childress (Spread Game Analyst/Special Projects); Travis Crittenden (Asst. Strength and Conditioning); Mike Frazier (Statistical Analysis Coordinator); Barry Rubin (Head Strength and Conditioning); Brent Salazar (Asst. Strength and Conditioning).

CHIEFS ALPHABETICAL

No.	Name	Pos.
39	Abdullah, Husain	S
76	Albert, Branden	T
71	Allen, Jeff	G
73	Asamoah, Jon	G
17	Avery, Donnie	WR
97	Bailey, Allen	DL
29	Berry, Eric	S
82	Bowe, Dwayne	WR
9	Bray, Tyler	QB
77	Catapano, Mike	DE
25	Charles, Jamaal	RB
2	Colquitt, Dustin	P
31	Cooper, Marcus	CB
10	Daniel, Chase	QB
34	Davis, Knile	RB
35	Demps, Quintin	S
70	DeVito, Mike	DL
80	Fasano, Anthony	TE
72	Fisher, Eric	T
24	Flowers, Brandon	CB
43	Gafford, Thomas	LS
81	Gordon, Richard	TE
32	Gray, Cyrus	RB
91	Hali, Tamba	LB
88	Hemingway, Junior	WR
50	Houston, Justin	LB
96	Howard, Jaye	DT
61	Hudson, Rodney	C
94	Jackson, Tyson	DE
59	James, Robert	LB
15	Jenkins, A.J.	WR
56	Johnson, Derrick	LB
57	Johnson, Nico	LB
75	Johnson, Rishaw	G
55	Jordan, Akeem	LB
64	Kush, Eric	C
23	Lewis, Kendrick	S
95	Martin, Josh	LB/DE
22	McCluster, Dexter	WR
84	McGrath, Sean	TE
54	Moses, Dezman	LB
38	Parker, Ron	CB
92	Poe, Dontari	DT
99	Powe, Jerrell	DT
21	Robinson, Dunta	CB
74	Schwartz, Geoff	G/T
42	Sherman, Anthony	FB
11	Smith, Alex	QB
27	Smith, Sean	CB
79	Stephenson, Donald	OL
6	Succop, Ryan	K
69	Watkins, Rokevious	OL
51	Zombo, Frank	LB

TEAM STATS

COLTS

		FIRST DOWNS				TOTAL OFF.		RUSHING		PASSING					INT BY IND			PUNTS	PUNT RETURNS				KO RETURNS			PEN.	FUM.	SCORING							
		T	R	Pa	Pe	YDS	PLYS	YDS	ATT	YDS	SK/YD	ATT	COM	I	NO	YDS	TD	NO-AVG	NO	YDS	FC	TD	NO	YDS	TD	NO-YDS	NO/LT	TD	TDr	TDp	TDrt	PAT	2-PT	FG	T.O.P.
9/8	OAKLAND	18	7	9	2	274	53	127	26	147	4 - 31	23	18	0	2	28	0	3-39.0	1	23	0	0	0	0	0	3 - 31	0/0	3	1	2	0	3-3	0-0	0-0	27:13
9/15	MIAMI	23	9	14	0	448	72	133	26	315	3 - 6	43	25	1	0	0	0	4-51.5	2	16	1	0	1	28	0	3 - 13	1/0	2	1	1	0	2-2	0-0	2-3	30:34
9/22	@ San Francisco	23	9	9	5	336	67	184	40	152	1 - 7	26	17	0	1	1	0	4-48.0	2	16	3	0	0	0	0	1 - 10	0/0	3	3	0	0	3-3	0-0	2-3	36:25
9/29	@ Jacksonville	26	8	16	2	437	70	157	30	280	2 - 14	38	23	1	3	48	1	3-46.0	5	19	0	0	2	45	0	7 - 58	1/0	4	1	2	1	4-4	0-0	3-3	36:38
10/6	SEATTLE	20	6	12	2	317	60	109	29	208	2 - 21	29	16	0	1	0	0	2-46.5	0	0	2	0	4	107	0	3 - 35	2/2	4	1	2	1	2-2	1-2	2-2	28:38
10/14	@ San Diego	12	3	9	0	267	48	74	17	193	1 - 9	30	18	1	0	0	0	5-40.6	2	10	0	0	5	124	0	5 - 28	0/0	0	0	0	0	0-0	0-0	3-3	21:29
10/20	DENVER	19	5	11	3	334	71	121	31	213	2 - 15	38	21	0	1	4	0	9-48.9	3	35	3	0	4	104	0	6 - 52	1/1	4	1	3	0	4-4	0-0	3-3	31:47
11/3	@ Houston	17	3	11	3	314	58	69	14	245	4 - 26	40	18	0	0	0	0	5-44.4	1	34	2	0	3	96	0	3 - 15	0/0	3	0	3	0	1-1	1-2	2-3	23:48
11/10	ST. LOUIS	21	0	18	3	406	69	18	14	388	3 - 33	52	31	4	0	0	0	6-49.7	3	25	2	0	4	60	0	2 - 20	1/1	1	0	1	0	0-0	1-1	0-0	29:22
11/14	@ Tennessee	24	10	12	2	366	69	137	32	229	1 - 3	36	23	0	0	0	0	3-37.0	2	15	0	0	4	76	0	5 - 51	0/0	3	3	0	0	3-3	0-0	3-3	32:23
11/24	@ Arizona	15	4	9	2	239	55	80	15	159	1 - 4	39	20	1	0	0	0	5-44.6	0	0	1	0	4	115	0	6 - 89	0/0	1	0	1	0	0-0	1-1	1-1	23:11
12/1	TENNESSEE	18	7	8	3	264	62	104	25	160	5 - 40	32	17	1	3	21	0	5-45.4	3	29	3	0	2	45	0	7 - 50	3/0	1	1	0	0	1-1	0-0	5-5	26:05
12/8	@ Cincinnati	21	2	17	2	389	58	63	12	326	0 - 0	46	29	0	0	0	0	7-47.6	1	0	1	0	7	140	0	6 - 47	1/0	4	0	4	0	4-4	0-0	0-1	22:15
12/15	HOUSTON	19	6	9	4	331	69	152	36	180	1 - 1	32	19	1	2	38	0	6-43.0	3	67	3	0	2	50	0	4 - 36	1/0	2	0	2	0	2-2	0-0	3-3	33:11
12/22	@ Kansas City	19	5	10	4	367	72	135	34	232	1 - 9	37	26	0	1	0	0	4-50.3	4	32	1	0	0	0	0	3 - 31	1/0	2	1	1	0	2-2	0-0	3-4	38:20
12/29	JACKSONVILLE	23	4	17	2	379	70	80	28	299	1 - 8	41	29	0	1	46	0	5-47.4	1	5	3	0	1	21	0	2 - 10	2/0	3	2	1	0	3-3	0-0	3-3	33:40
	2013 Totals	318	88	191	39	5,468	1,023	1,743	409	3,726	32 - 227	582	350	10	15	186	1	77-45.4	33	326	25	0	43	1,011	0	66 - 576	12/4	40	15	23	2	35-35	4-6	35-40	29:41

3rd DOWN EFFICIENCY

9/8	OAKLAND	6-10-60%	10/6	SEATTLE	7-12-58%	11/10	ST. LOUIS	2-12-17%	12/8	@ Cincinnati	2-10-20%
9/15	MIAMI	7-15-47%	10/14	@ San Diego	2-10-20%	11/14	@ Tennessee	6-13-46%	12/15	HOUSTON	5-15-33%
9/22	@ San Francisco	5-12-42%	10/20	DENVER	5-17-29%	11/24	@Arizona	5-13-38%	12/22	@ Kansas City	7-18-39%
9/29	@ Jacksonville	6-13-46%	11/3	@ Houston	4-13-31%	12/1	TENNESSEE	3-14-21%	12/29	JACKSONVILLE	8-16-50%

OPPONENTS

		FIRST DOWNS				TOTAL OFF.		RUSHING		PASSING					INT BY OPP.			PUNTS	PUNT RETURNS				KO RETURNS			PEN.	FUM.	SCORING							
		T	R	Pa	Pe	YDS	PLYS	YDS	ATT	YDS	SK/YD	ATT	COM	I	NO	YDS	TD	NO-AVG	NO	YDS	FC	TD	NO	YDS	TD	NO-YDS	NO/LT	TD	TDr	TDp	TDrt	PAT	2-PT	FG	T.O.P.
9/8	OAKLAND	20	9	10	1	372	63	171	33	201	1 - 16	29	19	2	0	0	0	2-50.5	1	5	1	0	2	47	0	8 - 51	0/0	2	1	1	0	2-2	0-0	1-2	32:47
9/15	MIAMI	21	7	14	0	398	66	101	27	297	5 - 22	34	23	0	1	0	0	5-41.6	0	0	0	0	2	73	0	0 - 0	3/1	3	2	1	0	3-3	0-0	1-1	29:26
9/22	@ San Francisco	14	6	8	0	254	53	115	23	139	3 - 11	27	13	1	0	0	0	7-43.6	1	14	2	0	3	36	0	6 - 48	1/1	1	1	0	0	1-1	0-0	0-0	23:35
9/29	@ Jacksonville	14	0	10	4	205	54	40	18	165	4 - 14	32	17	3	1	1	0	6-48.3	1	10	0	0	4	87	0	9 - 65	0/0	0	0	0	0	0-0	0-0	1-1	23:22
10/6	SEATTLE	21	11	10	0	423	67	218	34	205	2 - 5	31	15	1	0	0	0	2-38.5	1	14	0	0	2	39	0	7 - 85	2/1	2	0	2	0	2-2	0-0	4-5	31:22
10/14	@ San Diego	24	8	13	3	374	72	147	37	227	2 - 10	33	22	0	1	2	0	3-48.3	0	0	3	0	1	24	0	5 - 25	0/0	1	0	1	0	1-1	0-0	4-4	38:31
10/20	DENVER	23	2	19	2	429	73	64	20	365	4 - 21	49	29	1	0	0	0	7-47.3	4	16	2	0	4	123	0	12 - 103	4/2	4	1	3	0	3-3	0-1	2-2	28:13
11/3	@ Houston	22	6	16	0	483	68	143	33	340	1 - 10	34	20	0	0	0	0	4-41.0	2	15	1	0	4	104	0	5 - 86	1/0	3	0	3	0	3-3	0-0	1-4	36:12
11/10	ST. LOUIS	12	5	7	0	372	55	140	37	232	2 - 15	16	9	0	4	34	0	5-48.4	4	145	2	1	1	27	0	8 - 46	2/1	5	1	2	2	5-5	0-0	1-1	30:38
11/14	@ Tennessee	20	7	10	3	340	54	122	24	218	2 - 4	28	22	0	0	0	0	3-39.0	1	4	0	0	3	63	0	4 - 34	1/1	3	2	1	0	3-3	0-0	2-2	27:37
11/24	@ Arizona	27	5	18	4	410	71	120	30	290	3 - 14	38	26	0	1	22	1	2-36.0	3	23	1	0	0	0	0	9 - 84	1/0	4	1	2	1	4-4	0-0	4-5	36:49
12/1	TENNESSEE	24	10	11	3	347	74	162	36	185	1 - 16	37	21	3	1	0	0	6-37.0	2	43	2	0	3	78	0	6 - 74	1/1	2	1	1	0	2-2	0-0	0-0	33:55
12/8	@ Cincinnati	28	9	14	5	430	70	155	35	275	0 - 0	35	24	0	0	0	0	5-50.6	4	73	0	0	3	86	0	7 - 60	0/0	6	3	3	0	6-6	0-0	0-0	37:45
12/15	HOUSTON	12	6	6	0	239	63	107	25	132	4 - 36	34	18	2	1	32	0	8-49.5	2	11	1	0	4	108	0	14 - 114	3/0	0	0	0	0	0-0	0-0	1-1	26:49
12/22	@ Kansas City	18	8	8	2	287	53	155	20	132	5 - 21	28	16	1	0	0	0	5-54.0	3	23	0	0	5	140	0	7 - 65	6/3	1	1	0	0	1-1	0-0	0-1	21:40
12/29	JACKSONVILLE	19	2	17	0	350	70	42	16	308	3 - 23	51	30	1	0	0	0	5-46.0	0	0	2	0	2	50	0	5 - 50	1/1	1	0	1	0	1-1	0-0	1-1	26:20
	2013 Totals	319	101	191	27	5,713	1,026	2,002	448	3,711	42 - 238	536	324	15	10	91	1	75-45.6	29	396	17	1	43	1,085	0	112 - 990	26/12	38	14	21	3	37-37	0-1	23-30	30:19

3rd DOWN EFFICIENCY

9/8	OAKLAND	7-13-54%	10/6	SEATTLE	2-12-17%	11/10	ST. LOUIS	7-15-47%	12/8	@ Cincinnati	6-12-50%
9/15	MIAMI	6-14-43%	10/14	@ San Diego	7-14-50%	11/14	@ Tennessee	6-11-55%	12/15	HOUSTON	5-15-33%
9/22	@ San Francisco	3-12-25%	10/20	DENVER	5-16-31%	11/24	@Arizona	7-14-50%	12/22	@ Kansas City	1-8-13%
9/29	@ Jacksonville	2-11-18%	11/3	@ Houston	6-14-43%	12/1	TENNESSEE	6-15-40%	12/29	JACKSONVILLE	3-14-21%

* Punt number and average does not reflect blocks

STAT PACK

TEAM SCORING BY QUARTER

		COLTS						Opponents					
		1ST	2ND	3RD	4TH	OT	TOTAL	1ST	2ND	3RD	4TH	OT	TOTAL
9/8	OAKLAND	7	7	0	7	0	21	0	7	3	7	0	17
9/15	MIAMI	3	14	3	0	0	20	14	3	7	0	0	24
9/22	@ San Francisco	7	3	3	14	0	27	7	0	0	0	0	7
9/29	@ Jacksonville	0	20	14	3	0	37	3	0	0	0	0	3
10/6	SEATTLE	7	10	6	11	0	34	12	7	9	0	0	28
10/14	@ San Diego	3	3	0	3	0	9	0	10	3	6	0	19
10/20	DENVER	10	16	7	6	0	39	7	7	3	16	0	33
11/3	@ Houston	0	3	9	15	0	27	14	7	3	0	0	24
11/10	ST. LOUIS	0	0	8	0	0	8	7	21	10	0	0	38
11/14	@ Tennessee	0	6	17	7	0	30	14	3	0	10	0	27
11/24	@ Arizona	3	0	0	8	0	11	7	20	7	6	0	40
12/1	TENNESSEE	6	6	3	7	0	22	0	7	7	0	0	14
12/8	@ Cincinnati	0	0	14	14	0	28	7	7	14	14	0	42
12/15	HOUSTON	7	13	5	0	0	25	3	0	0	0	0	3
12/22	@ Kansas City	0	13	10	0	0	23	7	0	0	0	0	7
12/29	JACKSONVILLE	17	3	7	3	0	30	0	3	0	7	0	10
	2013 TOTALS	70	117	106	98	0	391	102	102	66	66	0	336

GAME-BY-GAME SACKS

PLAYER	9/8	9/15	9/22	9/29	10/6	10/14	10/20	11/3	11/10	11/14	11/24	12/1	12/8	12/15	12/22	12/29	**Total**
	OAK	MIA	at SF	at JAX	SEA	at SD	DEN	at HOU	STL	at TEN	at AZ	TEN	at CIN	HOU	at KC	JAX	
Jerrell Freeman		2.0-7	1.0-3				0.5-3.5								1.0-4	1.0-6	**5.5-23.5**
Bjoern Werner		0.5-4												1.0-7	1.0-4		**2.5-15**
Pat Angerer		0.5-4															**0.5-4**
Cory Redding			0.5-3.5	1.0-3		1.0-1				1.0-1					1.0-6		**4.5-14.5**
Fili Moala															0.5-4		**0.5-4**
Ricardo Mathews															0.5-4		**0.5-4**
Kelvin Sheppard						1.0-9											**1.0-9**
Ricky Jean Francois							0.5-3.5				2.0-16						**2.5-19.5**
Antoine Bethea														1.0-12			**1.0-12**
Erik Walden								1.0-10		1.0-3				1.0-10			**3.0-23**
Robert Mathis	1.0-16	2.0-7	1.5-4.5	3.0-11	2.0-5		2.0-14		2.0-15		1.0-8	1.0-16		1.0-7	1.0-0	2.0-17	**19.5-120.5**
Total	**1.0-16**	**5.0-22**	**3.0-11**	**4.0-14**	**2.0-5**	**2.0-10**	**4.0-21**	**1.0-10**	**2.0-15**	**2.0-4**	**3.0-24**	**1.0-16**	**0-0.0**	**4.0-36**	**5.0-21**	**3.0-23**	**42.0-248**

GAME-BY-GAME INTERCEPTIONS

PLAYER	9/8	9/15	9/22	9/29	10/6	10/14	10/20	11/3	11/10	11/14	11/24	12/1	12/8	12/15	12/22	12/29	**Total**
	OAK	MIA	at SF	at JAX	SEA	at SD	DEN	at HOU	STL	at TEN	at AZ	TEN	at CIN	HOU	at KC	JAX	
Greg Toler	1-26																**1-26**
Cassius Vaughn			1-1									2-8					**3-9**
Antoine Bethea	1-2															1-46	**1-2**
Vontae Davis				1-0													**1-0**
Darius Butler				1-41-TD	1-0									2-38			**4-79-TD**
Pat Angerer							1-4										**1-4**
Jerrell Freeman												1-13			1-0		**2-13**
Josh Gordy				1-7													**1-7**
Total	**2-28**	**0-0**	**1-1**	**3-48-TD**	**1-0**	**0-0**	**1-4**	**0-0**	**0-0**	**0-0**	**0-0**	**3-21**	**0-0**	**2-38**	**1-0**	**1-46**	**15-186-TD**

INSIDE 20 EFFICIENCY

COLTS

		Pos	TD	PAT	2-Pt.	FG	MFG	INT	Fum	Pts	TD%	Score Pct.	Pts/ Poss
9/8	OAKLAND	2	2	2	0	0	0	0	0	14	100.0%	100.0%	7.0
9/15	MIAMI	4	2	2	0	2	0	0	0	20	50.0%	100.0%	5.0
9/22	@ San Francisco	4	3	3	0	1	0	0	0	24	75.0%	100.0%	6.0
9/29	@ Jacksonville	5	2	2	0	3	0	0	0	23	40.0%	100.0%	4.6
10/6	SEATTLE	1	1	0	1	0	0	0	0	8	100.0%	100.0%	8.0
10/14	@ San Diego	1	0	0	0	1	0	0	0	3	0.0%	100.0%	3.0
10/20	DENVER	4	3	3	0	1	0	0	0	24	75.0%	100.0%	6.0
11/3	@ Houston	4	2	1	1	2	0	0	0	20	50.0%	100.0%	5.0
11/10	ST. LOUIS	5	1	0	1	0	0	3	0	8	20.0%	20.0%	1.6
11/14	@ Tennessee	4	3	3	0	1	0	0	0	24	75.0%	100.0%	6.0
11/24	@ Arizona	2	1	0	1	1	0	0	0	11	50.0%	100.0%	5.5
12/1	TENNESSEE	2	1	1	0	1	0	0	0	10	50.0%	100.0%	5.5
12/8	@ Cincinnati	2	2	2	0	0	0	0	0	14	100.0%	100.0%	7.0
12/15	HOUSTON	3	2	2	0	1	0	0	0	17	66.7%	100.0%	5.7
12/22	@ Kansas City	2	0	0	0	1	1	0	0	3	0.0%	50.0%	1.5
12/29	JACKSONVILLE	5	3	3	0	2	0	0	0	27	60.0%	100.0%	5.4
	2013 TOTALS	50	28	24	4	17	1	3	0	250	56.0%	90.0%	5.00

OPPONENTS

		Pos	TD	PAT	2-Pt.	FG	MFG	INT	Fum	Pts	TD%	Score Pct.	Pts/ Poss
9/8	OAKLAND	3	2	2	0	0	0	1	0	14	66.7%	66.7%	4.7
9/15	MIAMI	3	3	3	0	0	0	0	0	21	100.0%	100.0%	7.0
9/22	@ San Francisco	1	1	1	0	0	0	0	0	7	100.0%	100.0%	7.0
9/29	@ Jacksonville	1	0	0	0	0	0	0	0	0	0.0%	0.0%	0.0
10/6	SEATTLE	2	1	1	0	1	0	0	0	10	50.0%	100.0%	5.0
10/14	@ San Diego	3	0	0	0	3	0	0	0	9	0.0%	100.0%	3.0
10/20	DENVER	5	3	3	0	1	0	0	1	24	60.0%	80.0%	4.8
11/3	@ Houston	2	1	1	0	0	0	0	0	7	50.0%	50.0%	3.5
11/10	ST. LOUIS	3	1	1	0	1	0	0	1	10	33.3%	66.7%	3.3
11/14	@ Tennessee	3	2	2	0	1	0	0	0	17	66.7%	100.0%	5.7
11/24	@ Arizona	5	2	2	0	2	1	0	0	20	40.0%	80.0%	4.0
12/1	TENNESSEE	2	2	2	0	0	0	0	0	14	100.0%	100.0%	7.0
12/8	@ Cincinnati	5	5	5	0	0	0	0	0	35	100.0%	100.0%	7.0
12/15	HOUSTON	0	0	0	0	0	0	0	0	0	0.0%	0.0%	0.0
12/22	@ Kansas City	1	0	0	0	0	0	1	0	0	0.0%	0.0%	0.0
12/29	JACKSONVILLE	2	1	1	0	1	0	0	0	10	50.0%	100.0%	5.0
	2013 TOTALS	41	24	24	0	10	1	2	2	198	58.5%	82.9%	4.83

GOAL TO GO

COLTS

		Pos	TD	PAT	2-Pt.	FG	MFG	INT	Fum	Pts	TD%	Score Pct.	Pts/ Poss
9/8	OAKLAND	0	0	0	0	0	0	0	0	0	0.0%	0.0%	0.0
9/15	MIAMI	2	2	2	0	0	0	0	0	14	100.0%	100.0%	7.0
9/22	@ San Francisco	2	2	2	0	0	0	0	0	14	100.0%	100.0%	7.0
9/29	@ Jacksonville	3	2	2	0	1	0	0	0	17	66.6%	100.0%	5.7
10/6	SEATTLE	1	1	0	1	0	0	0	0	8	100.0%	100.0%	8.0
10/14	@ San Diego	0	0	0	0	0	0	0	0	0	0.0%	0.0%	0.0
10/20	DENVER	1	0	0	0	1	0	0	0	3	0.0%	100.0%	3.0
11/3	@ Houston	2	1	0	0	1	0	0	0	9	50.0%	100.0%	4.5
11/10	ST. LOUIS	2	0	0	0	0	0	1	0	0	0.0%	0.0%	0.0
11/14	@ Tennessee	0	0	0	0	0	0	0	0	0	0.0%	0.0%	0.0
11/24	@ Arizona	1	0	0	0	1	0	0	0	3	0.0%	100.0%	3.0
12/1	TENNESSEE	1	1	1	0	0	0	0	0	7	100.0%	100.0%	7.0
12/8	@ Cincinnati	1	1	1	0	0	0	0	0	7	100.0%	100.0%	7.0
12/15	HOUSTON	1	1	1	0	0	0	0	0	7	100.0%	100.0%	7.0
12/22	@ Kansas City	0	0	0	0	0	0	0	0	0	0.0%	0.0%	0.0
12/29	JACKSONVILLE	5	3	3	0	2	0	0	0	27	60.0%	100.0%	5.4
	2013 TOTALS	22	14	12	1	6	0	1	0	116	63.6%	90.9%	5.27

OPPONENTS

		Pos	TD	PAT	2-Pt.	FG	MFG	INT	Fum	Pts	TD%	Score Pct.	Pts/ Poss
9/8	OAKLAND	3	2	2	0	0	0	1	0	14	66.7%	66.7%	4.7
9/15	MIAMI	2	2	2	0	0	0	0	0	14	100.0%	100.0%	7.0
9/22	@ San Francisco	1	1	1	0	0	0	0	0	7	100.0%	100.0%	7.0
9/29	@ Jacksonville	1	0	0	0	0	0	0	0	0	0.0%	0.0%	0.0
10/6	SEATTLE	1	1	1	0	0	0	0	0	7	100.0%	100.0%	7.0
10/14	@ San Diego	1	0	0	0	1	0	0	0	3	0.0%	100.0%	3.0
10/20	DENVER	3	1	1	0	1	0	0	1	10	33.3%	66.7%	3.3
11/3	@ Houston	1	1	1	0	0	0	0	0	7	100.0%	100.0%	7.0
11/10	ST. LOUIS	1	1	1	0	0	0	0	0	7	100.0%	100.0%	7.0
11/14	@ Tennessee	0	0	0	0	0	0	0	0	0	0.0%	0.0%	0.0
11/24	@ Arizona	3	2	2	0	1	0	0	0	17	66.7%	100.0%	5.7
12/1	TENNESSEE	2	2	2	0	0	0	0	0	14	100.0%	100.0%	7.0
12/8	@ Cincinnati	3	3	3	0	0	0	0	0	21	100.0%	100.0%	7.0
12/15	HOUSTON	0	0	0	0	0	0	0	0	0	0.0%	0.0%	0.0
12/22	@ Kansas City	0	0	0	0	0	0	0	0	0	0.0%	0.0%	0.0
12/29	JACKSONVILLE	0	0	0	0	0	0	0	0	0	0.0%	0.0%	0.0
	2013 TOTALS	22	16	16	0	3	0	1	1	121	72.7%	86.4%	5.50

GAME-BY-GAME STARTERS AND INACTIVES

GAME-BY-GAME STARTERS

OFFENSE	WR	LT	LG	C	RG	RT	TE	WR	QB	FB	RB
9/8 OAKLAND	R. Wayne	A. Castonzo	D. Thomas	S. Satele	M. McGlynn	G. Cherilus	D. Allen	D. Heyward-Bey	A. Luck	S. Havili	V. Ballard
9/15 MIAMI	R. Wayne	A. Castonzo	D. Thomas	S. Satele	M. McGlynn	G. Cherilus	C. Fleener	D. Heyward-Bey	A. Luck	D. Jones (TE)	A. Bradshaw
9/22 @ San Francisco	R. Wayne	A. Castonzo	H. Thornton	M. McGlynn	J. Linkenbach	G. Cherilus	J. Reitz (G)	D. Heyward-Bey	A. Luck	S. Havili	A. Bradshaw
9/29 @ Jacksonville	R. Wayne	A. Castonzo	H. Thornton	M. McGlynn	J. Linkenbach	G. Cherilus	T. Hilton (WR)	D. Heyward-Bey	A. Luck	S. Havili	T. Richardson
10/6 SEATTLE	R. Wayne	A. Castonzo	H. Thornton	S. Satele	M. McGlynn	G. Cherilus	C. Fleener	D. Heyward-Bey	A. Luck	D. Jones	T. Richardson
10/14 @ San Diego	R. Wayne	A. Castonzo	H. Thornton	S. Satele	M. McGlynn	G. Cherilus	C. Fleener	D. Heyward-Bey	A. Luck	S. Havili	T. Richardson
10/20 DENVER	R. Wayne	A. Castonzo	H. Thornton	S. Satele	M. McGlynn	G. Cherilus	C. Fleener	D. Heyward-Bey	A. Luck	T. Hilton (WR)	T. Richardson
11/3 @ Houston	J. Doyle (TE)	A. Castonzo	H. Thornton	S. Satele	M. McGlynn	G. Cherilus	C. Fleener	D. Heyward-Bey	A. Luck	S. Havili	T. Richardson
11/10 ST. LOUIS	T. Hilton	A. Castonzo	H. Thornton	S. Satele	M. McGlynn	G. Cherilus	C. Fleener	D. Heyward-Bey	A. Luck	J. Doyle (TE)	T. Richardson
11/14 @ Tennessee	T. Hilton	A. Castonzo	H. Thornton	S. Satele	M. McGlynn	G. Cherilus	J. Linkenbach (T)	D. Heyward-Bey	A. Luck	S. Havili	T. Richardson
11/24 @ Arizona	T. Hilton	A. Castonzo	H. Thornton	S. Satele	M. McGlynn	G. Cherilus	C. Fleener	W. Saunders (TE)	A. Luck	J. Doyle (TE)	T. Richardson
12/1 TENNESSEE	T. Hilton	A. Castonzo	H. Thornton	S. Satele	J. Linkenbach	G. Cherilus	C. Fleener	D. Heyward-Bey	A. Luck	S. Havili	D. Brown
12/8 @ Cincinnati	T. Hilton	A. Castonzo	J. Reitz	S. Satele	M. McGlynn	G. Cherilus	C. Fleener	J. Doyle (TE)	A. Luck	S. Havili	D. Brown
12/15 HOUSTON	T. Hilton	A. Castonzo	H. Thornton	M. McGlynn	J. Reitz	G. Cherilus	C. Fleener	D. Rogers	A. Luck	G. Whalen (WR)	D. Brown
12/22 @ Kansas City	T. Hilton	A. Castonzo	X. Nixon	S. Satele	M. McGlynn	G. Cherilus	C. Fleener	D. Rogers	A. Luck	G. Whalen (WR)	D. Brown
12/29 JACKSONVILLE	T. Hilton	A. Castonzo	H. Thornton	S. Satele	J. Linkenbach	G. Cherilus	C. Fleener	D. Rogers	A. Luck	G. Whalen (WR)	D. Brown

DEFENSE	DE	NT	DT	SLB	MIKE	WILL	RUSH	LCB	RCB	SS	FS
9/8 OAKLAND	C. Redding	A. Franklin	R. Jean Francois	E. Walden	K. Sheppard	J. Freeman	R. Mathis	G. Toler	V. Davis	A. Bethea	L. Landry
9/15 MIAMI	C. Redding	A. Franklin	R. Jean Francois	E. Walden	P. Angerer	J. Freeman	R. Mathis	G. Toler	V. Davis	A. Bethea	L. Landry
9/22 @ San Francisco	C. Redding	A. Franklin	R. Jean Francois	E. Walden	K. Sheppard	J. Freeman	R. Mathis	G. Toler	V. Davis	A. Bethea	D. Howell
9/29 @ Jacksonville	C. Redding	A. Franklin	F. Moala	E. Walden	P. Angerer	J. Freeman	R. Mathis	G. Toler	V. Davis	A. Bethea	D. Howell
10/6 SEATTLE	C. Redding	A. Franklin	F. Moala	E. Walden	P. Angerer	J. Freeman	R. Mathis	G. Toler	V. Davis	A. Bethea	D. Butler (CB)
10/14 @ San Diego	C. Redding	A. Franklin	R. Jean Francois	E. Walden	P. Angerer	J. Freeman	R. Mathis	G. Toler	V. Davis	A. Bethea	D. Howell
10/20 DENVER	C. Redding	D. Butler (CB)	R. Jean Francois	E. Walden	P. Angerer	J. Freeman	R. Mathis	G. Toler	V. Davis	A. Bethea	L. Landry
11/3 @ Houston	C. Redding	A. Franklin	R. Jean Francois	E. Walden	P. Angerer	J. Freeman	R. Mathis	C. Vaughn	V. Davis	A. Bethea	L. Landry
11/10 ST. LOUIS	C. Redding	A. Franklin	R. Jean Francois	E. Walden	P. Angerer	J. Freeman	R. Mathis	C. Vaughn	V. Davis	A. Bethea	L. Landry
11/14 @ Tennessee	C. Redding	A. Franklin	R. Jean Francois	E. Walden	P. Angerer	J. Freeman	R. Mathis	C. Vaughn	V. Davis	A. Bethea	L. Landry
11/24 @ Arizona	C. Redding	A. Franklin	R. Jean Francois	B. Werner	P. Angerer	J. Freeman	R. Mathis	C. Vaughn	V. Davis	A. Bethea	L. Landry
12/1 TENNESSEE	C. Redding	A. Franklin	R. Jean Francois	E. Walden	K. Sheppard	J. Freeman	R. Mathis	D. Butler	V. Davis	A. Bethea	L. Landry
12/8 @ Cincinnati	C. Redding	A. Franklin	F. Moala	E. Walden	K. Sheppard	J. Freeman	R. Mathis	D. Butler	V. Davis	A. Bethea	L. Landry
12/15 HOUSTON	C. Redding	A. Franklin	F. Moala	E. Walden	K. Sheppard	J. Freeman	R. Mathis	D. Butler	V. Davis	A. Bethea	L. Landry
12/22 @ Kansas City	C. Redding	A. Franklin	F. Moala	E. Walden	K. Sheppard	J. Freeman	R. Mathis	D. Butler	V. Davis	A. Bethea	L. Landry
12/29 JACKSONVILLE	R. Mathews	A. Franklin	F. Moala	E. Walden	K. Sheppard	J. Freeman	R. Mathis	D. Butler	V. Davis	A. Bethea	L. Landry

GAMEDAY INACTIVES

9/8 OAKLAND	D. Howell, P. Angerer, K. Conner, K. Holmes, J. Doyle, D. Reed, M. Hughes
9/15 MIAMI	D. Howell, K. Conner, K. Holmes, J. Linkenbach, D. Allen, D. Reed, M. Hughes
9/22 @ San Francisco	D. Rogers, L. Landry, K. Williams, P. Angerer, S. Satele, D. Reed, M. Hughes
9/29 @ Jacksonville	G. Whalen, L. Landry, A. Bradshaw, S. Satele, X. Nixon, M. Hughes, R. Jean Francois
10/6 SEATTLE	L. Landry, S. Havili, A. Bradshaw, X. Nixon, B. Werner, M. Hughes, R. Jean Francois
10/14 @ San Diego	L. Landry, D. Herron, K. Conner, K. Holmes, X. Nixon, B. Werner, M. Hughes
10/20 DENVER	D. Jones, K. Holmes, X. Nixon, D. Reed, B. Werner, M. Hughes, J. Chapman
11/3 @ Houston	D. Howell, J. Gordy, G. Toler, W. Saunders, C. Johnson, K. Holmes, J. Chapman
11/10 ST. LOUIS	D. Howell, J. Gordy, G. Toler, W. Saunders, C. Johnson, K. Holmes, J. Chapman
11/14 @ Tennessee	D. Rogers, D. Howell, J. Gordy, G. Toler, K. Sheppard, K. Holmes, M. Hughes
11/24 @ Arizona	D. Rogers, C. Rainey, G. Toler, S. Havili, K. Conner, K. Holmes, M. Hughes
12/1 TENNESSEE	J. Gordy, G. Toler, W. Saunders, K. Conner, C. Johnson, K. Holmes, M. Hughes
12/8 @ Cincinnati	J. Brown, G. Toler, K. Conner, C. Johnson, H. Thornton, J. Linkenbach, R. Jean Francois
12/15 HOUSTON	L. Brazill, G. Toler, S. Havili, P. Angerer, S. Satele, J. Linkenbach, R. Jean Francois
12/22 @ Kansas City	S. Brown, D. Adongo, H. Thornton, J. Linkenbach, J. Reitz, M. Hughes, R. Jean Francois
12/29 JACKSONVILLE	S. Brown, S. Price, D. Adongo, M. McGlynn, J. Reitz, C. Redding, R. Jean Francois

3RD AND 4TH DOWN CONVERSIONS

3RD AND 4TH DOWN CONVERSIONS

		3rd Down			4th Down		
		Made	Att.	Effic.	Made	Att.	Effic.
9/8	OAKLAND	6	10	60%	0	1	0%
9/15	MIAMI	7	15	47%	0	1	0%
9/22	@ San Francisco	5	12	42%	0	0	0%
9/29	@ Jacksonville	6	13	46%	0	0	0%
10/6	SEATTLE	7	12	58%	0	0	0%
10/14	@ San Diego	2	10	20%	0	0	0%
10/20	DENVER	5	17	29%	0	0	0%
11/3	@ Houston	4	13	31%	0	0	0%
11/10	ST. LOUIS	2	12	17%	0	2	0%
11/14	@ Tennessee	6	13	46%	0	0	0%
11/24	@ Arizona	5	13	38%	0	2	0%
12/1	TENNESSEE	3	14	21%	1	1	100%
12/8	@ Cincinnati	2	10	20%	0	0	0%
12/15	HOUSTON	5	15	33%	0	1	0%
12/22	@ Kansas City	7	18	39%	1	1	100%
12/29	JACKSONVILLE	8	16	50%	1	1	100%

OPPONENTS

		3rd Down			4th Down		
		Made	Att.	Effic.	Made	Att.	Effic.
9/8	OAKLAND	7	13	54%	1	1	100%
9/15	MIAMI	6	14	43%	0	1	0%
9/22	@ San Francisco	3	12	25%	1	1	100%
9/29	@ Jacksonville	2	11	18%	0	1	0%
10/6	SEATTLE	2	12	17%	1	3	33%
10/14	@ San Diego	7	14	50%	0	0	0%
10/20	DENVER	5	16	31%	1	1	100%
11/3	@ Houston	6	14	43%	0	1	0%
11/10	ST. LOUIS	7	15	47%	0	1	0%
11/14	@ Tennessee	6	11	55%	0	0	0%
11/24	@ Arizona	7	14	50%	0	0	0%
12/1	TENNESSEE	6	15	40%	1	1	100%
12/8	@ Cincinnati	6	12	50%	1	1	100%
12/15	HOUSTON	5	15	33%	0	1	0%
12/22	@ Kansas City	1	8	13%	1	1	100%
12/29	JACKSONVILLE	3	14	21%	3	5	60%

THIRD DOWN EFFICIENCY

	3rd Down And										
	1	2	3	4	5	6	7	8	9	10+	SEASON
COLTS	17-31	13-21	8-18	6-20	9-21	6-17	3-7	3-18	6-15	9-45	80-213
OPPONENTS	13-26	7-14	12-21	6-17	7-10	5-17	8-19	6-19	5-10	10-57	79-210

KICKOFF ANALYSIS

	Opponent	No.	No. in EZ	TB	Opp. Ret	Ret. Yds.	Ret. Avg.	Out of Bounds	Onside Rec/Att
9/8	OAKLAND	4	4	2	2	47	23.5	0	0/0
9/15	MIAMI	5	5	3	2	73	36.5	0	0/0
9/22	@ San Francisco	6	4	3	3	36	12.0	0	0/0
9/29	@ Jacksonville	8	8	4	4	87	21.8	0	0/0
10/6	SEATTLE	8	7	6	2	39	19.5	0	0/0
10/14	@ San Diego	3	3	2	1	24	24.0	0	0/0
10/20	DENVER	8	8	4	4	123	30.8	0	0/0
11/3	@ Houston	6	6	2	4	104	26.0	0	0/0
11/10	ST. LOUIS	2	2	1	1	27	27.0	0	0/0
11/14	@ Tennessee	6	3	2	3	63	21.0	0	0/0
11/24	@ Arizona	2	2	2	0	0	0.0	0	0/0
12/1	TENNESSEE	6	6	3	3	78	26.0	0	0/0
12/8	@ Cincinnati	5	3	1	3	86	28.7	0	0/1
12/15	HOUSTON	6	5	2	4	108	27.0	0	0/0
12/22	@ Kansas City	6	2	1	5	140	70.0	0	0/0
12/29	JACKSONVILLE	6	5	3	2	50	25.0	1	0/0
	2013 Totals	87	73	41	43	1,085	25.2	1	0/1

COLTS SCORING DRIVES

Opponent	Qtr	Time Rem.	Plays	Net Yards	Poss.	How Acquired	Score Type	Scoring play
Oakland	1	2:47	10	89	6:17	Interception	TD	R. Wayne 12 yd. pass from A. Luck
Oakland	2	10:47	8	69	3:30	Punt	TD	D. Allen 20 yd. pass from A. Luck
Oakland	4	5:20	11	80	5:49	Kickoff	TD	A. Luck 19 yd. run
Miami	1	4:07	12	69	5:36	Kickoff	FG	A. Vinatieri 30 yd. Field Goal
Miami	2	13:01	10	80	4:53	Kickoff	TD	C. Fleener 3 yd. pass from A. Luck
Miami	2	1:26	6	78	1:16	Punt	TD	A. Bradshaw 1 yd. run
Miami	3	11:35	6	19	2:22	Fumble	FG	A. Vinatieri 38 yd. Field Goal
San Francisco	1	11:20	7	80	3:40	Kickoff	TD	T. Richardson 1 yd. run
San Francisco	2	7:00	8	30	4:48	Punt	FG	A. Vinatieri 43 yd. Field Goal
San Francisco	3	6:46	10	52	5:08	Punt	FG	A. Vinatieri 41 yd. Field Goal
San Francisco	4	4:13	11	80	7:01	Punt	TD	A. Luck 6 yd. run
San Francisco	4	2:55	3	8	0:56	Fumble	TD	A. Bradshaw 1 yd. run
Jacksonville	2	14:43	11	54	3:43	Punt	FG	A. Vinatieri 22 yd. Field Goal
Jacksonville	2	11:48	0	0	0:00	Punt	TD	D. Butler 41 yd. interception return
Jacksonville	2	5:54	6	81	3:28	Punt	TD	T. Richardson 1 yd. run
Jacksonville	2	1:34	10	44	3:18	Punt	FG	A. Vinatieri 46 yd. Field Goal
Jacksonville	3	12:15	2	63	0:37	Punt	TD	C. Fleener 31 yd. pass from A. Luck
Jacksonville	3	1:22	12	72	8:35	Punt	TD	R. Wayne 5 yd. pass from A. Luck
Jacksonville	4	1:53	7	37	2:56	Interception	FG	A. Vinatieri 28 yd. Field goal
Seattle	1	1:04	4	84	1:41	Punt	TD	T. Hilton 73 yd. pass from A. Luck
Seattle	2	13:06	0	0	0:00	-	TD	D. Howell 61 yd. return of blocked field goal
Seattle	2	0:58	11	58	4:59	Kickoff	FG	A. Vinatieri 41 yd. Field Goal
Seattle	3	4:16	10	80	3:56	Kickoff	TD	T. Hilton 29 yd. pass from A. Luck
Seattle	4	8:55	14	86	6:40	Kickoff	TD	D. Brown 3 yd. run
Seattle	4	1:55	9	42	4:43	Punt	FG	A. Vinatieri 49 yd. Field Goal
San Diego	1	11:27	8	69	3:33	Kickoff	FG	A. Vinatieri 30 yd. Field Goal
San Diego	2	0:00	8	38	1:41	Kickoff	FG	A. Vinatieri 50 yd. Field Goal
San Diego	4	7:21	6	47	2:22	Kickoff	FG	A. Vinatieri 51 yd. Field Goal
Denver	1	4:05	10	65	4:11	Kickoff	FG	A. Vinatieri 27 yd. Field Goal
Denver	1	1:20	1	11	0:07	Fumble	TD	D. Heyward-Bey 11 yd. pass from A. Luck
Denver	2	8:52	-	-	-	-	S	P. Manning fumble forced by R. Mathis out of bounds in end zone for a safety
Denver	2	5:50	7	66	3:02	Kickoff	TD	S. Havili 20 yd. pass from A. Luck
Denver	2	0:10	6	50	1:25	Punt	TD	C. Fleener 8 yd. pass from A. Luck
Denver	3	5:00	4	41	1:49	Punt	TD	A. Luck 10 yd. run
Denver	4	12:59	7	46	2:43	Kickoff	FG	A. Vinatieri 52 yd. Field Goal
Denver	4	5:57	4	3	1:02	Interception	FG	A. Vinatieri 42 yd. Field Goal
Houston	2	3:30	4	41	1:30	Punt	FG	A. Vinatieri 30 yd. Field Goal
Houston	3	11:54	10	41	3:06	Kickoff	FG	A. Vinatieri 35 yd, Field Goal
Houston	3	0:05	13	78	4:20	Kickoff	TD	T. Hilton 10 yd. pass from A. Luck
Houston	4	9:46	2	67	0:46	Missed FG	TD	T. Hilton 58 yd. pass from A. Luck
Houston	4	4:00	6	52	2:09	Punt	TD	T. Hilton 9 yd. pass from A. Luck
St. Louis	3	1:35	8	80	3:40	Kickoff	TD	D. Brown 13 yd. pass from A. Luck
Tennessee	2	11:26	13	65	7:40	Kickoff	FG	A. Vinatieri 48 yd. Field Goal
Tennessee	2	0:00	12	68	2:32	Kickoff	FG	A. Vinatieri 30 yd. Field Goal
Tennessee	3	8:33	11	74	6:27	Kickoff	TD	D. Brown 6 yd. run
Tennessee	3	7:36	2	20	0:51	Fumble	TD	A. Luck 11 yd. run
Tennessee	3	1:27	9	26	3:49	Punt	FG	A. Vinatieri 50 yd. Field Goal
Tennessee	4	3:01	11	74	4:40	Punt	TD	D. Brown 11 yd. run
Arizona	1	1:15	9	71	4:23	Missed FG	FG	A. Vinatieri 27 yd. Field Goal
Arizona	4	10:26	11	84	4:22	Punt	TD	C. Fleener 17 yd. pass from A. Luck
Tennessee	1	6:09	12	59	6:09	Punt	FG	A. Vinatieri 47 yd. Field Goal
Tennessee	1	2:33	5	32	1:09	Punt	FG	A. Vinatieri 48 yd. Field Goal
Tennessee	2	10:26	8	57	2:47	Kickoff	FG	A. Vinatieri 45 yd. Field Goal
Tennessee	2	0:00	5	45	0:26	Interception	FG	A. Vinatieri 37 yd. Field Goal
Tennessee	3	2:33	4	1	1:14	Fumble	FG	A. Vinatieri 49 yd. Field Goal
Tennessee	4	1:56	11	92	6:12	Punt	TD	D. Brown 4 yd. run
Cincinnati	3	9:57	3	74	0:44	Kickoff	TD	D. Rogers 69 yd. pass from A. Luck
Cincinnati	3	6:20	3	48	1:02	Punt	TD	L. Brazill 19 yd. pass from A. Luck
Cincinnati	4	9:48	8	75	3:37	Kickoff	TD	L. Brazill 29 yd. pass from A. Luck
Cincinnati	4	1:20	10	72	2:43	Kickoff	TD	D. Rogers 2 yd. pass from A. Luck
Houston	1	9:31	11	80	5:29	Kickoff	TD	G. Whalen 14 yd. pass from A. Luck
Houston	2	12:00	4	-2	1:29	Interception	FG	A. Vinatieri 37 yd. Field Goal
Houston	2	7:03	4	70	2:11	Punt	TD	T. Richardson 9 yd. pass from A. Luck
Houston	2	1:44	6	19	1:11	Interception	FG	A. Vinatieri 43 yd. Field Goal
Houston	3	12:27	4	6	1:08	Punt	FG	A. Vinatieri 40 yd. Field Goal
Houston	3	1:53	-	-	-	-	S	D. Brown tackled in end zone by C. Redding for a Safety
Kansas City	2	11:40	9	52	4:59	Punt	FG	A. Vinatieri 46 yd. Field Goal
Kansas City	2	9:23	2	33	0:16	Fumble	TD	D. Brown 33 yd. pass from A. Luck
Kansas City	2	1:54	11	57	5:42	Punt	FG	A. Vinatieri 45 yd. Field Goal
Kansas City	3	12:55	2	56	0:57	Interception	TD	D. Brown 51 yd. run
Kansas City	3	2:47	15	59	7:50	Punt	FG	A. Vinatieri 30 yd. Field Goal
Jacksonville	1	10:45	8	42	3:08	Fumble	TD	D. Brown 1 yd. run
Jacksonville	1	7:30	7	54	2:20	Punt	TD	T. Richardson 2 yd. run
Jacksonville	1	1:22	12	74	4:27	Punt	FG	A. Vinatieri 23 yd. Field Goal
Jacksonville	2	0:00	6	31	0:53	Interception	FG	A. Vinatieri 26 yd. Field Goal
Jacksonville	3	10:39	7	80	4:21	Kickoff	TD	G. Whalen 7 yd. pass from A. Luck
Jacksonville	4	8:00	7	43	3:49	Punt	FG	A. Vinatieri 39 yd. Field Goal

OPPONENTS SCORING DRIVES

Opponent	Qtr	Time Rem.	Plays	Net Yards	Poss.	How Acquired	Score Type	Scoring play
Oakland	2	4:53	11	85	5:54	Kickoff	TD	D. McFadden 1 yd. run
Oakland	3	5:42	10	65	4:41	Punt	FG	S. Janikowski 38 yd. Field Goal
Oakland	4	11:09	11	44	5:41	Downs	TD	D. Moore 5 yd. pass from T. Pryor
Miami	1	9:43	6	58	2:19	Missed FG	TD	M. Wallace 18 yd. pass from R. Tannehill
Miami	1	2:54	3	80	1:13	Kickoff	TD	L. Miller 10 yd. run
Miami	2	0:00	7	44	1:26	Kickoff	FG	C. Sturgis 54 yd. Field Goal
Miami	3	4:40	6	69	2:27	Punt	TD	C. Clay 1 yd. run
San Francisco	1	4:13	9	91	4:34	Punt	TD	K. Hunter 13 yd. run
Jacksonville	1	8:14	4	6	1:11	Interception	FG	J. Scobee 53 yd. Field Goal
Seattle	1	11:40	5	28	2:13	Punt	FG	S. Hauschka 42 yd. Field Goal
Seattle	1	6:14	8	64	4:14	Punt	TD	G. Tate 61 yd. pass from R. Wilson
Seattle	1	4:53	0	0	0:00	-	S	Punt blocked by J. Kearse out of bounds in end zone for a safety
Seattle	2	5:57	12	82	7:09	Kickoff	TD	J. Kearse 28 yd. pass from R. Wilson
Seattle	3	11:18	9	62	3:42	Kickoff	FG	S. Hauschka 36 yd. Field Goal
Seattle	3	8:12	4	7	1:30	Fumble	FG	S. Hauschka 41 yd. Field Goal
Seattle	3	0:35	9	52	3:41	Kickoff	FG	S. Hauschka 46 yd. Field Goal
San Diego	2	12:02	12	74	6:14	Punt	TD	K. Allen 22 yd. pass from P. Rivers
San Diego	2	1:41	17	79	7:58	Punt	FG	N. Novak 31 yd. Field Goal
San Diego	3	9:05	11	65	5:55	Kickoff	FG	N. Novak 33 yd. Field Goal
San Diego	4	9:43	15	74	9:13	Punt	FG	N. Novak 34 yd. Field Goal
San Diego	4	1:55	5	19	1:22	Punt	FG	N. Novak 50 yd. Field Goal
Denver	1	8:16	2	56	0:46	Punt	TD	E. Decker 17 yd. pass from P. Manning
Denver	2	11:56	8	51	4:24	Kickoff	TD	J. Thomas 12 yd. pass from P. Manning
Denver	3	0:42	10	67	4:18	Kickoff	FG	M. Prater 31 yd. Field Goal
Denver	4	12:11	3	80	0:48	Kickoff	TD	D. Thomas 31 yd. pass from P. Manning
Denver	4	8:44	8	23	2:42	Fumble	TD	K. Moreno 1 yd. run
Denver	4	0:12	7	33	1:16	Punt	FG	M. Prater 47 yd. Field Goal
Houston	1	14:00	3	73	1:00	Kickoff	TD	A. Johnson 62 yd. pass from C. Keenum
Houston	1	4:13	4	57	2:05	Punt	TD	A. Johnson 41 yd. pass from C. Keenum
Houston	2	0:34	7	72	2:56	Kickoff	TD	A. Johnson 5 yd. pass from C. Keenum
Houston	3	4:25	11	62	7:29	Kickoff	FG	R. Bullock 43 yd. Field Goal
St. Louis	1	12:12	0	0	0:00	Fumble	TD	C. Long 45 yd. fumble return
St. Louis	2	14:30	4	43	1:29	Punt	TD	Z. Stacy 1 yd. run
St. Louis	2	10:28	0	0	0:00	-	TD	T. Austin 98 yd. punt return
St. Louis	2	6:58	5	73	2:05	Punt	TD	T. Austin 57 yd, pass from K. Clemens
St. Louis	3	13:55	3	82	1:05	Kickoff	TD	T. Austin 81 yd. pass from K. Clemens
St. Louis	3	5:15	8	45	4:46	Interception	FG	G. Zuerlein 32 yd. Field Goal
Tennessee	1	11:36	8	80	3:24	Kickoff	TD	C. Johnson 30 yd. run
Tennessee	1	4:06	11	68	5:51	Punt	TD	C. Johnson 7 yd. run
Tennessee	2	2:32	11	73	6:09	Punt	FG	R. Bironas 25 yd. Field Goal
Tennessee	4	11:39	11	40	4:48	Kickoff	FG	R. Bironas 38 yd. Field Goal
Tennessee	4	1:54	4	80	1:07	Kickoff	TD	D. Walker 19 yd. pass from R. Fitzpatrick
Arizona	1	10:02	10	80	4:58	Kickoff	TD	L. Fitzgerald 4 yd. pass from C. Palmer
Arizona	2	13:29	5	80	2:46	Kickoff	TD	L. Fitzgerald 26 yd. pass from C. Palmer
Arizona	2	8:15	9	38	4:15	Punt	FG	J. Feely 48 yd. Field Goal
Arizona	2	7:58	0	0	0:00	Interception	TD	K. Dansby 22 yd. interception return
Arizona	2	0:00	7	19	1:49	Punt	FG	J. Feely 50 yd. Field Goal
Arizona	3	5:57	11	64	5:11	Downs	TD	R. Mendenhall 5 yd. run
Arizona	4	7:20	7	36	3:06	Kickoff	FG	J. Feely 21 yd. Field Goal
Arizona	4	3:40	7	33	3:40	Downs	FG	J. Feely 25 yd. Field Goal
Tennessee	2	13:13	10	80	4:20	Kickoff	TD	R. Fitzpatrick 1 yd. run
Tennessee	3	7:29	14	80	7:31	Kickoff	TD	C. Johnson 1 yd. pass from R. Fitzpatrick
Cincinnati	1	8:03	10	83	5:22	Punt	TD	M. Jones 29 yd. pass from A. Dalton
Cincinnati	2	1:06	8	66	3:54	Missed FG	TD	B. Green-Ellis 1 yd. run
Cincinnati	3	10:41	9	80	4:19	Kickoff	TD	B. Green-Ellis 1 yd. run
Cincinnati	3	3:05	6	60	3:15	Kickoff	TD	J. Gresham 1 yd. pass from A. Dalton
Cincinnati	4	13:25	7	59	3:25	Punt	TD	A. Green 9 yd. pass from A. Dalton
Cincinnati	4	4:03	5	29	3:15	Punt	TD	A. Dalton 8 yd. run
Houston	1	1:46	7	32	2:27	Interception	FG	R. Bullock 49 yd. Field Goal
Kansas City	1	11:05	4	59	1:48	Punt	TD	J. Charles 31 yd. run
Jacksonville	2	11:55	11	41	4:27	Kickoff	FG	J. Scobee 37 yd. Field Goal
Jacksonville	4	0:16	9	91	1:36	Punt	TD	K. Taylor 14 yd. pass C. Henne

BIG PLAYS

COLTS COMPLETIONS OVER 20 YARDS

DATE	OPP	YDS	RECEIVER	PASSER	QTR
9/8	OAKLAND	25	R. Wayne	A. Luck	1
9/15	MIAMI	20	T. Hilton	A. Luck	1
9/15	MIAMI	22	T. Hilton	A. Luck	1
9/15	MIAMI	40	C. Fleener	A. Luck	1
9/15	MIAMI	47	T. Hilton	A. Luck	2
9/15	MIAMI	22	G. Whalen	A. Luck	4
9/22	@ San Francisco	25	R. Wayne	A. Luck	3
9/29	@ Jacksonville	32	R. Wayne	A. Luck	3
9/29	@ Jacksonville	31	C. Fleener	A. Luck	3
9/29	@ Jacksonville	31	R. Wayne	A. Luck	2
9/29	@ Jacksonville	24	R. Wayne	A. Luck	1
9/29	@ Jacksonville	23	R. Wayne	A. Luck	3
9/29	@ Jacksonville	21	D. Jones	M. Hasselbeck	4
10/6	SEATTLE	73	T. Hilton	A. Luck	1
10/6	SEATTLE	29	T. Hilton	A. Luck	3
10/14	@ San Diego	35	R. Wayne	A. Luck	1
10/14	@ San Diego	23	R. Wayne	A. Luck	4
10/14	@ San Diego	21	R. Wayne	A. Luck	4
10/20	DENVER	28	D. Brown	A. Luck	2
10/20	DENVER	27	D. Heyward-Bey	A. Luck	1
10/20	DENVER	25	R. Wayne	A. Luck	3
10/20	DENVER	21	C. Fleener	A. Luck	2
10/20	DENVER	20	S. Havili	A. Luck	2
11/3	@ Houston	24	T. Richardson	A. Luck	4
11/3	@ Houston	44	C. Fleener	A. Luck	1
11/3	@ Houston	58	T. Hilton	A. Luck	4
11/10	ST. LOUIS	20	T. Richardson	A. Luck	3
11/10	ST. LOUIS	21	T. Hilton	A. Luck	4
11/10	ST. LOUIS	25	G. Whalen	A. Luck	4
11/10	ST. LOUIS	26	D. Brown	A. Luck	4
11/10	ST. LOUIS	57	D. Herron	M. Hasselbeck	4
11/10	ST. LOUIS	65	T. Hilton	A. Luck	3
11/14	@ Tennessee	39	C. Fleener	A. Luck	4
12/1	TENNESSEE	35	T. Hilton	A. Luck	2
12/1	TENNESSEE	23	D. Heyward-Bey	A. Luck	1
12/1	TENNESSEE	21	C. Fleener	A. Luck	1
12/8	@ Cincinnati	69	D. Rogers	A. Luck	3
12/8	@ Cincinnati	29	L. Brazill	A. Luck	4
12/8	@Cincinnati	22	T. Richardson	A. Luck	2
12/15	HOUSTON	41	T. Hilton	A. Luck	2
12/22	@ Kansas City	33	D. Brown	A. Luck	2
12/22	@ Kansas City	31	T. Hilton	A. Luck	2
12/22	@ Kansas City	21	G. Whalen	A. Luck	2
12/29	JACKSONVILLE	41	T. Hilton	A. Luck	3
12/29	JACKSONVILLE	37	T. Hilton	A. Luck	1
12/29	JACKSONVILLE	25	C. Fleener	A. Luck	1
12/29	JACKSONVILLE	25	D. Rogers	M. Hasselbeck	4

OPPONENT COMPLETIONS OVER 20 YARDS

DATE	OPP	YDS	RECEIVER	PASSER	QTR
9/8	OAKLAND	41	J. Mastrud	T. Pryor	4
9/8	OAKLAND	21	D. Moore	T. Pryor	4
9/15	MIAMI	67	C Clay	R. Tannehill	1
9/15	MIAMI	24	B. Hartline	R. Tannehill	2
9/15	MIAMI	21	C Clay	R. Tannehill	2
9/15	MIAMI	20	B. Hartline	R. Tannehill	3
9/15	MIAMI	34	M. Wallace	R. Tannehill	3
9/22	@ San Francisco	24	A. Boldin	C. Kaepernick	2
9/22	@ San Francisco	30	G. Celek	C. Kaepernick	4
9/29	@ Jacksonville	31	C. Harbor	B. Gabbert	4
9/29	@ Jacksonville	27	A. Sanders	B. Gabbert	4
10/6	SEATTLE	28	J. Kearse	R. Wilson	2
10/6	SEATTLE	27	G. Tate	R. Wilson	2
10/6	SEATTLE	27	D. Baldwin	R. Wilson	3
10/6	SEATTLE	27	D. Baldwin	R. Wilson	3
10/14	@ San Diego	25	L. Green	P. Rivers	4
10/14	@ San Diego	22	K. Allen	P. Rivers	2
10/20	DENVER	49	E. Decker	P. Manning	4
10/20	DENVER	39	E. Decker	P. Manning	1
10/20	DENVER	31	D. Thomas	P. Manning	4
10/20	DENVER	27	D. Thomas	P. Manning	4
10/20	DENVER	25	W. Welker	P. Manning	4
10/20	DENVER	24	W. Welker	P. Manning	4
10/20	DENVER	20	E. Decker	P. Manning	4
11/3	@ Houston	62	A. Johnson	C. Keenum	1
11/3	@ Houston	41	A. Johnson	C. Keenum	1
11/3	@ Houston	31	D. Hopkins	C. Keenum	4
11/3	@ Houston	30	A. Johnson	C. Keenum	2
11/3	@ Houston	25	A. Johnson	C. Keenum	4
11/3	@ Houston	20	G. Graham	C. Keenum	3
11/10	ST. LOUIS	35	C. Givens	K. Clemens	2
11/10	ST. LOUIS	57	T. Austin	K. Clemens	2
11/10	ST. LOUIS	81	T. Austin	K. Clemens	3
11/14	@ Tennessee	42	N. Washington	R. Fitzpatrick	4
11/24	@ Arizona	32	A. Roberts	C. Palmer	4
11/24	@ Arizona	29	M. Floyd	C. Palmer	2
11/24	@ Arizona	26	L. Fitzgerald	C. Palmer	2
11/24	@ Arizona	24	R. Mendenhall	C. Palmer	1
11/24	@ Arizona	23	A. Roberts	C. Palmer	2
11/24	@ Arizona	23	A. Ellington	C. Palmer	4
11/24	@ Arizona	20	R. Housler	C. Palmer	1
12/1	TENNESSEE	35	K. Wright	R. Fitzpatrick	4
12/1	TENNESSEE	31	N. Washington	R. Fitzpatrick	1
12/1	TENNESSEE	24	J. Hunter	R. Fitzpatrick	3
12/8	@Cincinnati	29	M. Jones	A. Dalton	1
12/8	@Cincinnati	29	M. Jones	A. Dalton	4
12/8	@Cincinnati	28	G. Bernard	A. Dalton	3
12/8	@ Cincinnati	22	G. Bernard	A. Dalton	2
12/8	@ Cincinnati	22	A. Green	A. Dalton	3
12/15	HOUSTON	39	D. Hopkins	C. Keenum	4
12/15	HOUSTON	22	R. Griffin	C. Keenum	2
12/22	@ Kansas City	25	D. Bowe	A. Smith	4
12/29	JACKSONVILLE	36	M. Lewis	C. Henne	4
12/29	JACKSONVILLE	26	M. Lewis	C. Henne	4
12/29	JACKSONVILLE	21	A. Sanders	C. Henne	4

COLTS RUSHES OVER 15 YARDS

DATE	OPP	YDS	RUSHER	QTR
9/8	OAKLAND	19	A. Luck	4
9/22	@ San Francisco	16	D. Brown	3
9/22	@ San Francisco	27	A. Bradshaw	4
9/29	@ Jacksonville	50	D. Brown	2
9/29	@ Jacksonville	17	A. Luck	1
10/6	SEATTLE	16	D. Brown	2
10/6	SEATTLE	16	T. Richardson	3
10/20	DENVER	30	D. Heyward-Bey	4
11/3	@ Houston	24	D. Brown	1
11/14	@ Tennessee	17	D. Brown	4
11/14	@ Tennessee	15	D. Brown	2
11/24	@ Arizona	28	A. Luck	4
11/24	@ Arizona	22	D. Herron	4
12/1	TENNESSEE	24	A. Luck	4
12/8	@ Cincinnati	29	A. Luck	3
12/15	HOUSTON	26	D. Brown	1
12/15	HOUSTON	22	T. Richardson	4
12/22	@Kansas City	51	D. Brown	3

OPPONENT RUSHES OVER 15 YARDS

DATE	OPP	YDS	RUSHER	QTR
9/8	OAKLAND	29	T. Pryor	2
9/8	OAKLAND	26	T. Pryor	3
9/22	@ San Francisco	22	F. Gore	1
9/22	@ San Francisco	21	F. Gore	1
9/29	@ Jacksonville	15	M. Jones-Drew	3
10/6	SEATTLE	24	M. Lynch	1
10/6	SEATTLE	22	R. Wilson	4
10/6	SEATTLE	19	M. Lynch	1
10/6	SEATTLE	18	R. Wilson	1
10/6	SEATTLE	18	M. Lynch	3
10/14	@ San Diego	15	R. Mathews	4
11/3	@ Houston	22	C. Keenum	2
11/10	ST. LOUIS	56	B. Cunningham	4
11/14	@ Tennessee	30	C. Johnson	1
11/14	@ Tennessee	16	C. Johnson	2
11/14	@ Tennessee	16	S. Greene	2
11/14	@ Tennessee	15	R. Fitzpatrick	4
11/24	@ Arizona	17	A. Ellington	2
12/1	TENNESSEE	21	R. Fitzpatrick	3
12/1	TENNESSEE	16	R. Fitzpatrick	2
12/8	@ Cincinnati	20	G. Bernard	3
12/8	@ Cincinnati	19	G. Bernard	2
12/22	@ Kansas City	31	J. Charles	1
12/22	@ Kansas City	22	A. Smith	4
12/22	@ Kansas City	15	J. Charles	4

***Home Games in all CAPS**

WEEKLY TEAM RANKINGS AND TURNOVERS

2013 WEEKLY TEAM RANKINGS

	NFL						AFC					
	OFFENSE			DEFENSE			OFFENSE			DEFENSE		
	OVERALL	RUSH	PASS	OVERALL	RUSH	PASS	OVERALL	RUSH	PASS	OVERALL	RUSH	PASS
Week 1	26/274.0	6/127.0	29/147.0	20/372.0	31/171.0	11/201.0	12/274.0	4/127.0	14/147.0	12/372.0	16/171.0	9/201.0
Week 2	15T/361.0	5/130.0	19/231.0	23/385.0	29/136.0	16/249.0	5T/361.0	4/130.0	7/231.0	15/385.0	14/136.0	12/249.0
Week 3	12/352.7	4/146.3	26/206.3	14/341.3	26/129.0	11/212.3	5/352.7	2/146.3	12/206.3	9/341.3	13/129.0	8/212.3
Week 4	10/373.8	4/149.5	23/224.3	8/307.3	16T/106.8	7/200.5	4/373.8	2/149.5	12/224.3	5/307.3	8T/106.8	4/200.5
Week 5	13/362.4	4/142.0	24/220.4	11T/330.4	30/129.0	6/201.4	4/362.4	2/142.0	12/220.4	8/330.4	15/129.0	4/201.4
Week 6	15/346.5	8/130.7	23/215.8	11/337.7	31/132.0	5/205.7	6/346.5	3/130.7	11/215.8	8/337.7	15/132.0	4/205.7
Week 7	14/344.7	8/129.3	23/215.4	17/350.7	27/122.3	12/228.4	5/344.7	2/129.3	12/215.4	10/350.7	13/122.3	8/228.4
Week 8	12/344.7	9/129.3	21/215.4	20/350.7	29/122.3	13/228.4	5/344.7	3/129.3	10/215.4	11/350.7	14/122.3	8/228.4
Week 9	19/340.9	12/121.8	20/219.1	22/367.3	27/124.9	17/242.4	9/340.9	6/121.8	10/219.1	12/367.3	13/124.9	10/242.4
Week 10	13/348.1	15/110.2	15/237.9	21/367.8	26/126.6	18/241.2	6/348.1	8/110.2	6/237.9	12/367.8	13/126.6	11/241.2
Week 11	13/349.9	14/112.9	17/237.0	22/365.0	28/126.1	16/238.9	6/349.9	7/112.9	7/237.0	13/365.0	15/126.1	10/238.9
Week 12	14/339.8	18/109.9	18/229.9	23/369.1	27/125.5	19/243.5	6/339.8	10/109.9	8/229.9	13/369.1	14/125.5	12/243.5
Week 13	20/333.5	20/109.4	20/224.1	22/367.3	28/128.6	17/238.7	10/333.5	10/109.4	10/224.1	13/367.3	14/128.6	10/238.7
Week 14	19/337.8	22/105.8	18/231.9	23/372.1	29/130.6	18/241.5	9/337.8	11/105.8	8/231.9	12/372.1	15/130.6	10/241.5
Week 15	22/337.3	21/109.1	18T/228.1	19/362.6	27/128.9	14/233.6	11/337.3	11/109.1	9/228.1	11/362.6	14/128.9	8/233.6
Week 16	17/339.3	20/110.9	18/228.4	19/357.5	28/130.7	12/226.9	8/339.3	10/110.9	8/228.4	10/357.5	14/130.7	8/226.9
Week 17												

2013 TURNOVER TABLE

	TAKEAWAYS			GIVEAWAYS				
OPPONENT	FUMBLES	INT	TOTAL	FUMBLES	INT	TOTAL	DIFFERENCE	RESULT
OAKLAND	0	2	2	0	0	0	+2	W, 21-17
MIAMI	1	0	1	0	1	1	0	L, 24-20
@ San Francisco	1	1	2	0	0	0	+2	W, 27-7
@ Jacksonville	0	3	3	0	1	1	+2	W, 37-3
SEATTLE	1	1	2	2	0	2	0	W, 34-28
@ San Diego	0	0	0	0	1	1	-1	L, 19-9
DENVER	2	1	3	1	0	1	+2	W, 39-33
@ Houston	0	0	0	0	0	0	0	W, 27-24
ST. LOUIS	1	0	1	1	4	5	-4	L, 38-8
@ Tennessee	1	0	1	0	0	0	+1	W, 30-27
@ Arizona	0	0	0	0	1	1	-1	L, 40-11
TENNESSEE	1	3	4	0	1	1	+3	W, 22-14
@ Cincinnati	0	0	0	0	0	0	0	L, 42-28
HOUSTON	0	2	2	0	1	1	+1	W, 25-3
@ Kansas City	3	1	4	0	0	0	+4	W, 23-7
JACKSONVILLE	1	1	2	0	0	0	+2	W, 30-10

2013 TURNOVER EXCHANGE

POINT DIFFERENTIAL

	TAKEAWAY	INT	FR	SCR	TD	FG	PTS	TD%	FG%	%PTS
COLTS	27	15	12	14	8	8	80	29.6%	29.6%	59.3%
OPPONENTS	14	10	4	7	3	4	33	21.4%	28.6%	50.0%

TEAM HIGHS AND LOWS

MOST POINTS		
Colts	39	DENVER (10/20)
Opponents	42	@ Cincinnati (12/8)
MOST POINTS IN A HALF		
Colts	26	DENVER (10/20)
Opponents	28	2 times, last @ Cincinnati (12/8)
MOST FIRST DOWNS		
Colts	26	@ Jacksonville (9/29)
Opponents	28	@ Cincinnati (12/8)
MOST RUSHING YARDS		
Colts	179	@ San Francisco (9/22)
Opponents	218	SEATTLE (10/6)
MOST RUSHING ATTEMPTS		
Colts	39	2 times (last vs. MIAMI (9/15)
Opponents	37	2 times, (last vs. ST. LOUIS (11/10)
MOST NET PASSING YARDS		
Colts	388	ST. LOUIS (11/10)
Opponents	365	DENVER (10/20)
MOST PASS ATTEMPTS		
Colts	52	ST. LOUIS (11/10)
Opponents	51	JACKSONVILLE (12/29)
MOST PASS COMPLETIONS		
Colts	31	ST. LOUIS (11/10)
Opponents	30	JACKSONVILLE (12/29)
MOST SACKS		
Colts	5.0	MIAMI (9/15)
Opponents	5.0	TENNESSEE (12/1)
MOST TOTAL NET YARDS		
Colts	448	MIAMI (9/15)
Opponents	483	Houston (11/3)
MOST TIME OF POSSESION		
Colts	38:20	@ Kansas City (12/22)
Opponents	38:31	@ San Diego (10/14)
MOST INTERCEPTIONS MADE		
Colts	3	2 times, last @ TENNESSEE (12/1)
Opponents	4	ST. LOUIS (11/10)
MOST PENALTIES		
Colts	7	2 times, last @ TENNESSEE (12/1)
Opponents	14	HOUSTON (12/15)
MOST YARDS PENALIZED		
Colts	89	@ Arizona (11/24)
Opponents	114	HOUSTON (12/15)

***Home games in all CAPS**

FEWEST POINTS		
Colts	8	ST. LOUIS (11/10)
Opponents	3	3 times, last @ Kansas City (12/22)
FEWEST POINTS IN A HALF		
Colts	0	2 times, last @ Cincinnati (12/8)
Opponents	0	4 times, last @ Kansas City (12/22)
FEWEST FIRST DOWNS		
Colts	12	@ San Diego (10/14)
Opponents	12	2 times, last HOUSTON (12/15)
FEWEST RUSHING YARDS		
Colts	18	ST. LOUIS (11/10)
Opponents	40	@ Jacksonville (9/29)
FEWEST RUSHING ATTEMPTS		
Colts	12	@ Cincinnati (12/8)
Opponents	16	JACKSONVILLE (12/29)
FEWEST NET PASSING YARDS		
Colts	157	@ San Francisco (9/22)
Opponents	132	2 times, las @ Kansas City (12/22)
FEWEST PASS ATTEMPTS		
Colts	23	OAKLAND (9/8)
Opponents	16	ST. LOUIS (11/10)
FEWEST PASS COMPLETIONS		
Colts	16	SEATTLE (10/6)
Opponents	9	ST. LOUIS (11/10)
FEWEST SACKS		
Colts	0.0	@ Cincinnati (12/8)
Opponents	0.0	@ Cincinnati (12/8)
FEWEST TOTAL NET YARDS		
Colts	239	@ Arizona (11/24)
Opponents	205	@ Jacksonville (9/29)
FEWEST TIME OF POSSESION		
Colts	21:29	@ San Diego (10/14)
Opponents	21:40	@ Kansas City (12/22)
FEWEST INTERCEPTIONS MADE		
Colts	0	last time, @ Cincinnati (12/8)
Opponents	0	last time, @ Cincinnati (12/8)
FEWEST PENALTIES		
Colts	1	@ San Francisco (9/22)
Opponents	0	MIAMI (9/15)
FEWEST YARDS PENALIZED		
Colts	10	2 times, last vs. JACKSONVILLE (12/29)
Opponents	0	MIAMI (9/15)

INDIVIDUAL HIGHS

MOST YARDS RUSHING

Colts	95	A. Bradshaw	@ San Francisco (9/22)
Opponents	112	T. Pryor	OAKLAND (9/8)

MOST RUSHING TOUCHDOWNS

Colts	2	D. Brown	@ Tennessee (11/14)
Opponents	2	C. Johnson	@ Tennessee (11/14)

MOST YARDS PASSING

Colts	353	A. Luck	ST. LOUIS (11/10)
Opponents	386	P. Manning	DENVER (10/20)

MOST PASSING ATTEMPTS

Colts	47	A. Luck	ST. LOUIS (11/10)
Opponents	49	P. Manning	DENVER (10/20)

MOST COMPLETIONS

Colts	29	A. Luck	2 times, last @ Cincinnati (12/8)
Opponents	29	P. Manning	DENVER (10/20)

HIGHEST COMPLETION PCT. (MIN 15 ATT)

Colts	78.3%	A. Luck	OAKLAND (9/8)
Opponents	78.6%	R. Fitzpatrick	@ Tennessee (11/14)

MOST TOUCHDOWN PASSES

Colts	4	A. Luck	@ Cincinnati (12/8)
Opponents	3	3 times, last A. Dalton	@ Cincinnati (12/8)

MOST RECEPTIONS

Colts	11	T. Hilton	JACKSONVILLE (12/29)
Opponents	10	D. Walker	@ Tennessee (11/14)

MOST RECEIVING YARDS

Colts	155	T. Hilton	JACKSONVILLE (12/29)
Opponents	229	A. Johnson	@ Houston (11/3)

MOST TOUCHDOWN RECEPTIONS

Colts	3	T. Hilton	@ Houston (11/3)
Opponents	3	A. Johnson	@ Houston (11/3)

MOST POINTS

Colts	18	T. Hilton	@ Houston (11/3)
Opponents	18	2 times, last time T. Austin	ST. LOUIS (11/10)

MOST SACKS

Colts	3.0	R. Mathis	@ Jacksonville (9/29)
Opponents	2.0	2 times, last time R. Quinn	ST. LOUIS (11/10)

MOST INTERCEPTIONS

Colts	2	2 times, last D. Butler	HOUSTON (12/15)
Opponents	1	last time, B. Pollard	TENNESSEE (12/1)

***Home games in all CAPS**

RUSHING YARDS

95	A. Bradshaw	@ San Francisco (9/22)
80	D. Brown	@ Tennessee (11/14)
79	D. Brown	@ Kansas City (12/22)

RUSHING ATTEMPTS

20	T. Richardson	@ Jacksonville (9/29)
19	A. Bradshaw	@ San Francisco (9/22)
19	T. Richardson	HOUSTON (12/15)

LONGEST RUSH

51t	D. Brown	@ Kansas City (12/22)
50	D. Brown	@ Jacksonville (9/29)
30	D. Heyward-Bey	DENVER (10/20)

RECEPTIONS

11	T. Hilton	JACKSONVILLE (12/29)
8	R. Wayne	OAKLAND (9/8)
8	C. Fleener	@ Tennessee (11/14)

RECEIVING YARDS

155	T. Hilton	JACKSONVILLE (12/29)
140	T. Hilton	SEATTLE (10/6)
130	T. Hilton	ST. LOUIS (11/10)

LONGEST RECEPTION

73t	T. Hilton	SEATTLE (10/6)
69t	D. Rogers	@ Cincinnati (12/8)
65	T. Hilton	ST. LOUIS (11/10)

PASSING ATTEMPTS

47	A. Luck	ST. LOUIS (11/10)
46	A. Luck	@ Cincinnati (12/8)
43	A. Luck	MIAMI (9/15)

PASS COMPLETIONS

29	A. Luck	ST. LOUIS (11/10)
29	A. Luck	@ Cincinnati (12/8)
26	A. Luck	2 times, last vs. JACKSONVILLE (12/29

LONGEST KICKOFF RETURN

39	D. Reed	@ Houston(11/3)
35	D. Reed	@ Arizona (11/24)
33	C. Vaughn	@ Cincinnati (12/8)

LONGEST FIELD GOAL

52	A. Vinatieri	DENVER (10/20)
51	A. Vinatieri	@ San Diego (10/14)
50	A. Vinatieri	2 times, last'@ Tennessee (11/14)

TEAM STATS

COLTS

		FIRST DOWNS				TOTAL OFF.		RUSHING		PASSING					INT BY IND			PUNTS	PUNT RETURNS				KO RETURNS			PEN.			FUM.	SCORING							T.O.P.
		T	R	Pa	Pe	YDS	PLYS	YDS	ATT	YDS	SK/YD		ATT	COM	I	NO	YDS	TD	NO-AVG	NO	YDS	FC	TD	NO	YDS	TD	NO-YDS			NO/LT	TD	TDr	TDp	TDrt	PAT	2-PT	FG	
1/4	KANSAS CITY	28	5	23	0	536	65	100	19	436	1	-	7	45	29	3	0	0	0	1-51.0	0	0	2	0	3	90	0	4	-	19	2/1	6	1	4	1	6-6	0-0	1-1	22:27
1/11	@ New England																																						
	2013 Postseason Totals	28	5	23	0	536	65	100	19	436	1	-	7	45	29	3	0	0	0	1-51.0	0	0	2	0	3	90	0	4	-	19	2/1	6	1	4	1	6-6	0-0	1-1	22:27

3rd DOWN EFFICIENCY	1/4	KANSAS CITY	4-8-50%
	1/11	@ New England	

OPPONENTS

		FIRST DOWNS				TOTAL OFF.		RUSHING		PASSING					INT BY OPP.			PUNTS	PUNT RETURNS				KO RETURNS			PEN.			FUM.	SCORING							T.O.P.
		T	R	Pa	Pe	YDS	PLYS	YDS	ATT	YDS	SK/YD		ATT	COM	I	NO	YDS	TD	NO-AVG	NO	YDS	FC	TD	NO	YDS	TD	NO-YDS			NO/LT	TD	TDr	TDp	TDrt	PAT	2-PT	FG	
1/4	KANSAS CITY	30	11	16	3	513	80	150	32	363	2	-	15	46	30	0	3	22	0	2-39.0	1	6	0	0	7	187	0	2	-	15	1/1	5	1	4	0	5-5	0-0	3-3	37:33
1/11	@ New England																																						
	2013 Postseason Totals	30	11	16	3	513	80	150	32	363	2	-	15	46	30	0	3	22	0	2-39.0	1	6	0	0	7	187	0	2	-	15	1/1	5	1	4	0	5-5	0-0	3-3	37:33

3rd DOWN EFFICIENCY	1/4	KANSAS CITY	9-16-56%
	1/11	@ New England	

* Punt number and average does not reflect blocks

POSTSEASON STAT PACK

TEAM SCORING BY QUARTER

		COLTS						Opponents					
		1ST	2ND	3RD	4TH	OT	TOTAL	1ST	2ND	3RD	4TH	OT	TOTAL
1/4	KANSAS CITY	7	3	21	14	0	45	10	21	10	3	0	44
1/11	@ New England												
	2013 TOTALS	7	3	21	14	0	45	10	21	10	3	0	44

GAME-BY-GAME SACKS

PLAYER	KC	@NE			Total
Ricky Jean Francois	1.0-2				**1.0-2**
Robert Mathis	1.0-13				**1.0-13**
Total	**2.0-15**				**2.0-15**

GAME-BY-GAME INTERCEPTIONS

PLAYER	KC	@NE			Total
Total	**0-0**				**0-0**

INSIDE 20 EFFICIENCY

COLTS

		Pos	TD	PAT	2-Pt.	FG	MFG	INT	Fum	Pts	TD%	Score Pct.	Pts/ Poss
1/4	KANSAS CITY	6	5	5	0	1	0	0	0	38	83.3%	100.0%	6.3
1/11	@ New England												
	2013 TOTALS	6	5	5	0	1	0	0	0	38	83.3%	100.0%	6.33

OPPONENTS

		Pos	TD	PAT	2-Pt.	FG	MFG	INT	Fum	Pts	TD%	Score Pct.	Pts/ Poss
1/4	KANSAS CITY	5	4	4	0	1	0	0	0	31	80.0%	100.0%	6.2
1/11	@ New England												
	2013 TOTALS	5	4	4	0	1	0	0	0	31	80.0%	100.0%	6.20

GOAL TO GO

COLTS

		Pos	TD	PAT	2-Pt.	FG	MFG	INT	Fum	Pts	TD%	Score Pct.	Pts/ Poss
1/4	KANSAS CITY	3	3	3	0	0	0	0	0	21	100.0%	100.0%	7.0
1/11	@ New England												
	2013 POSTSEASON TOTALS	3	3	3	0	0	0	0	0	21	100.0%	100.0%	7.00

OPPONENTS

		Pos	TD	PAT	2-Pt.	FG	MFG	INT	Fum	Pts	TD%	Score Pct.	Pts/ Poss
1/4	KANSAS CITY	4	3	3	0	1	0	0	0	24	75.0%	100.0%	6.0
1/11	@ New England												
	2013 POSTSEASON TOTALS	4	3	3	0	1	0	0	0	24	75.0%	100.0%	6.00

GAME-BY-GAME STARTERS AND INACTIVES

GAME-BY-GAME STARTERS

OFFENSE		WR	LT	LG	C	RG	RT	TE	WR	QB	FB	RB
1/4	KANSAS CITY	T. Hilton	A. Castonzo	H. Thornton	S. Satele	M. McGlynn	G. Cherilus	C. Fleener	L. Brazill	A. Luck	G. Whalen (WR)	D. Brown
1/11	@ New England											

DEFENSE		DE	NT	DT	SLB	MIKE	WILL	RUSH	LCB	RCB	SS	FS
1/4	KANSAS CITY	C. Redding	A. Franklin	R. Jean Francois	E. Walden	K. Sheppard	J. Freeman	R. Mathis	G. Toler	V. Davis	A. Bethea	L. Landry
1/11	@ New England											

GAMEDAY INACTIVES

1/4	KANSAS CITY	C. Vaughn, S. Price, W. Saunders, D. Adongo, K. Holmes, J. Reitz, F. Moala
1/11	@ New England	

POSTSEASON STAT PACK

3RD AND 4TH DOWN CONVERSIONS

3RD AND 4TH DOWN CONVERSIONS

		3rd Down			4th Down		
		Made	Att.	Effic.	Made	Att.	Effic.
1/4	KANSAS CITY	4	8	50%	1	1	100%
1/11	@ New England						

OPPONENTS

		3rd Down			4th Down		
		Made	Att.	Effic.	Made	Att.	Effic.
1/4	KANSAS CITY	9	16	56%	0	1	0%
1/11	@ New England						

THIRD DOWN EFFICIENCY

	3rd Down And										
	1	2	3	4	5	6	7	8	9	10+	POSTSEASON
COLTS	1-1	0-0	0-0	0-0	1-2	0-1	1-1	0-0	0-0	1-3	4-8
OPPONENTS	1-2	1-	0-0	1-1	2-3	1-3	2-2	0-1	0-0	1-3	9-16

KICKOFF ANALYSIS

	Opponent	No.	No. in EZ	TB	Opp. Ret	Ret. Yds.	Ret. Avg.	Out of Bounds	Onside Re
1/4	KANSAS CITY	8	8	1	7	187	26.7	0	0/0
1/11	@ New England								
	2013 Postseason Totals	8	8	1	7	187	26.7	0	0/0

COLTS SCORING DRIVES

Opponent	Qtr	Time Rem.	Plays	Net Yards	Poss.	How Acquired	Score Type	Scoring play
Kansas City	1	4:34	7	74	3:37	Kickoff	TD	T. Hilton 10 yd. pass from A. Luck
Kansas City	2	9:14	12	61	3:51	Kickoff	FG	A. Vinatieri 37 yd. Field Goal
Kansas City	3	11:47	5	80	1:52	Kickoff	TD	D. Brown 10 yd. run
Kansas City	3	7:32	5	41	1:28	Fumble	TD	D. Brown 3 yd. pass from A. Luck
Kansas City	3	2:31	6	80	1:41	Kickoff	TD	C. Fleener 12 yd. pass from A. Luck
Kansas City	4	10:38	12	90	4:02	Punt	TD	A. Luck 5 yd. fumble recovery
Kansas City	4	4:21	4	80	1:15	Kickoff	TD	T. Hilton 64 yd. pass from A. Luck

OPPONENTS SCORING DRIVES

Opponent	Qtr	Time Rem.	Plays	Net Yards	Poss.	How Acquired	Score Type	Scoring play
Kansas City	1	8:11	14	82	6:49	Kickoff	TD	D. Bowe 6 yd. pass from A. Smith
Kansas City	1	0:53	7	73	3:37	Kickoff	FG	R. Succop 19 yd. Field Goal
Kansas City	2	14:39	3	79	0:21	Punt	TD	D. Avery 79 yd, pass from A. Smith
Kansas City	2	13:05	3	17	1:23	Fumble	TD	A. Sherman 5 yd. pass from A. Smith
Kansas City	2	1:51	15	81	7:23	Kickoff	TD	K. Davis 4 yd. run
Kansas City	3	13:39	3	18	1:15	Interception	TD	K. Davis 10 yd. pass from A. Smith
Kansas City	3	4:12	4	4	1:32	Interception	FG	R. Succop 42 yd. Field Goal
Kansas City	4	5:36	11	58	5:02	Kickoff	FG	R. Succop 43 yd. Field Goal

BIG PLAYS

COLTS COMPLETIONS OVER 20 YARDS

DATE	OPP	YDS	RECEIVER	PASSER	QTR
1/4	Kansas City	64	T. Hilton	A. Luck	4
1/4	Kansas City	46	D. Rogers	A. Luck	3
1/4	Kansas City	30	L. Brazill	A. Luck	3
1/4	Kansas City	25	D. Brown	A. Luck	3
1/4	Kansas City	24	T. Hilton	A. Luck	1
1/4	Kansas City	22	T. Hilton	A. Luck	2

OPPONENT COMPLETIONS OVER 20 YARDS

DATE	OPP	YDS	RECEIVER	PASSER	QTR
1/4	Kansas City	79	D. Avery	A. Smith	2
1/4	Kansas City	63	D. Bowe	A. Smith	1
1/4	Kansas City	27	A. Jenkins	A. Smith	4
1/4	Kansas City	25	D. Bowe	A. Smith	4
1/4	Kansas City	21	D. Bowe	A. Smith	3

COLTS RUSHES OVER 15 YARDS

DATE	OPP	YDS	RUSHER	QTR
1/4	Kansas City	21	A. Luck	2

OPPONENT RUSHES OVER 15 YARDS

DATE	OPP	YDS	RUSHER	QTR

WEEKLY TEAM RANKINGS AND TURNOVERS

2013 WEEKLY TEAM RANKINGS

	NFL						AFC					
	OFFENSE			DEFENSE			OFFENSE			DEFENSE		
	OVERALL	RUSH	PASS	OVERALL	RUSH	PASS	OVERALL	RUSH	PASS	OVERALL	RUSH	PASS
Wild Card Round	1/536.0	7/100.0	1/436.0	7/513.0	5/150.0	7/363.0	1/536.0	4/100.0	1/436.0	3/513.0	3/150.0	3/363.0
Divisional Round												
Conference Championship												
Super Bowl												

2013 TURNOVER TABLE

	TAKEAWAYS			GIVEAWAYS				
OPPONENT	FUMBLES	INT	TOTAL	FUMBLES	INT	TOTAL	DIFFERENCE	RESULT
KANSAS CITY @ New England	1	0	1	1	3	4	-3	W, 45-44

2013 TURNOVER EXCHANGE

POINT DIFFERENTIAL

	TAKEAWAY	INT	FR	SCR	TD	FG	PTS	TD%	FG%	%PTS
COLTS	1	0	1	1	1	0	7	100.0%	0.0%	100.0%
OPPONENTS	4	3	1	3	2	1	17	50.0%	25.0%	75.0%

POSTSEASON STAT PACK

TEAM HIGHS AND LOWS

MOST POINTS		
Colts	45	KANSAS CITY (1/4)
Opponents	44	KANSAS CITY (1/4)

MOST POINTS IN A HALF		
Colts	35	KANSAS CITY (1/4)
Opponents	31	KANSAS CITY (1/4)

MOST FIRST DOWNS		
Colts	28	KANSAS CITY (1/4)
Opponents	30	KANSAS CITY (1/4)

MOST RUSHING YARDS		
Colts	100	KANSAS CITY (1/4)
Opponents	150	KANSAS CITY (1/4)

MOST RUSHING ATTEMPTS		
Colts	19	KANSAS CITY (1/4)
Opponents	32	KANSAS CITY (1/4)

MOST NET PASSING YARDS		
Colts	436	KANSAS CITY (1/4)
Opponents	363	KANSAS CITY (1/4)

MOST PASS ATTEMPTS		
Colts	45	KANSAS CITY (1/4)
Opponents	46	KANSAS CITY (1/4)

MOST PASS COMPLETIONS		
Colts	29	KANSAS CITY (1/4)
Opponents	30	KANSAS CITY (1/4)

MOST SACKS		
Colts	2.0	KANSAS CITY (1/4)
Opponents	1.0	KANSAS CITY (1/4)

MOST TOTAL NET YARDS		
Colts	536	KANSAS CITY (1/4)
Opponents	513	KANSAS CITY (1/4)

MOST TIME OF POSSESION		
Colts	22:27	KANSAS CITY (1/4)
Opponents	37:33	KANSAS CITY (1/4)

MOST INTERCEPTIONS MADE		
Colts	0	KANSAS CITY (1/4)
Opponents	3	KANSAS CITY (1/4)

MOST PENALTIES		
Colts	4	KANSAS CITY (1/4)
Opponents	3	KANSAS CITY (1/4)

MOST YARDS PENALIZED		
Colts	19	KANSAS CITY (1/4)
Opponents	15	KANSAS CITY (1/4)

FEWEST POINTS		
Colts	45	KANSAS CITY (1/4)
Opponents	44	KANSAS CITY (1/4)

FEWEST POINTS IN A HALF		
Colts	10	KANSAS CITY (1/4)
Opponents	13	KANSAS CITY (1/4)

FEWEST FIRST DOWNS		
Colts	28	KANSAS CITY (1/4)
Opponents	30	KANSAS CITY (1/4)

FEWEST RUSHING YARDS		
Colts	100	KANSAS CITY (1/4)
Opponents	150	KANSAS CITY (1/4)

FEWEST RUSHING ATTEMPTS		
Colts	19	KANSAS CITY (1/4)
Opponents	32	KANSAS CITY (1/4)

FEWEST NET PASSING YARDS		
Colts	436	KANSAS CITY (1/4)
Opponents	363	KANSAS CITY (1/4)

FEWEST PASS ATTEMPTS		
Colts	45	KANSAS CITY (1/4)
Opponents	46	KANSAS CITY (1/4)

FEWEST PASS COMPLETIONS		
Colts	29	KANSAS CITY (1/4)
Opponents	30	KANSAS CITY (1/4)

FEWEST SACKS		
Colts	2.0	KANSAS CITY (1/4)
Opponents	1.0	KANSAS CITY (1/4)

FEWEST TOTAL NET YARDS		
Colts	536	KANSAS CITY (1/4)
Opponents	513	KANSAS CITY (1/4)

FEWEST TIME OF POSSESION		
Colts	22:27	KANSAS CITY (1/4)
Opponents	37:33	KANSAS CITY (1/4)

FEWEST INTERCEPTIONS MADE		
Colts	0	KANSAS CITY (1/4)
Opponents	3	KANSAS CITY (1/4)

FEWEST PENALTIES		
Colts	4	KANSAS CITY (1/4)
Opponents	3	KANSAS CITY (1/4)

FEWEST YARDS PENALIZED		
Colts	19	KANSAS CITY (1/4)
Opponents	15	KANSAS CITY (1/4)

***Home games in all CAPS**

INDIVIDUAL HIGHS

MOST YARDS RUSHING

Colts	55	D. Brown	KANSAS CITY (1/4)
Opponents	67	K. Davis	KANSAS CITY (1/4)

MOST RUSHING TOUCHDOWNS

Colts	1	D. Brown	KANSAS CITY (1/4)
Opponents	1	K. Davis	KANSAS CITY (1/4)

MOST YARDS PASSING

Colts	443	A. Luck	KANSAS CITY (1/4)
Opponents	378	A. Smith	KANSAS CITY (1/4)

MOST PASSING ATTEMPTS

Colts	45	A. Luck	KANSAS CITY (1/4)
Opponents	46	A. Smith	KANSAS CITY (1/4)

MOST COMPLETIONS

Colts	29	A. Luck	KANSAS CITY (1/4)
Opponents	30	A. Smith	KANSAS CITY (1/4)

HIGHEST COMPLETION PCT. (MIN 15 ATT)

Colts	64.4%	A. Luck	KANSAS CITY (1/4)
Opponents	65.2%	A. Smith	KANSAS CITY (1/4)

MOST TOUCHDOWN PASSES

Colts	4	A. Luck	KANSAS CITY (1/4)
Opponents	4	A. Smith	KANSAS CITY (1/4)

MOST RECEPTIONS

Colts	13	T. Hilton	KANSAS CITY (1/4)
Opponents	8	D. Bowe	KANSAS CITY (1/4)

MOST RECEIVING YARDS

Colts	224	T. Hilton	KANSAS CITY (1/4)
Opponents	150	D. Bowe	KANSAS CITY (1/4)

MOST TOUCHDOWN RECEPTIONS

Colts	2	T. Hilton	KANSAS CITY (1/4)
Opponents	1	D. Bowe, D. Avery, K. Davis, A. Sherman	KANSAS CITY (1/4)

MOST POINTS

Colts	12	T. Hilton, D. Brown	KANSAS CITY (1/4)
Opponents	14	R. Succop	KANSAS CITY (1/4)

MOST SACKS

Colts	1.0	R. Mathis, R. Jean Francois	KANSAS CITY (1/4)
Opponents	1.0	J. Houston	KANSAS CITY (1/4)

MOST INTERCEPTIONS

Colts	0		KANSAS CITY (1/4)
Opponents	2	H. Abdullah	KANSAS CITY (1/4)

***Home games in all CAPS**

RUSHING YARDS

55	D. Brown	KANSAS CITY (1/4)
45	A. Luck	KANSAS CITY (1/4)
0	T. Richardson	KANSAS CITY (1/4)

RUSHING ATTEMPTS

11	D. Brown	KANSAS CITY (1/4)
7	A. Luck	KANSAS CITY (1/4)
1	T. Richardson	KANSAS CITY (1/4)

LONGEST RUSH

21	A. Luck	KANSAS CITY (1/4)
13	D. Brown	KANSAS CITY (1/4)
10	D. Brown	KANSAS CITY (1/4)

RECEPTIONS

13	T. Hilton	KANSAS CITY (1/4)
5	C. Fleener	KANSAS CITY (1/4)
4	L. Brazill, D. Brown	KANSAS CITY (1/4)

RECEIVING YARDS

224	T. Hilton	KANSAS CITY (1/4)
54	L. Brazill	KANSAS CITY (1/4)
47	D. Brown	KANSAS CITY (1/4)

LONGEST RECEPTION

64t	T. Hilton	KANSAS CITY (1/4)
46	D. Rogers	KANSAS CITY (1/4)
30	L. Brazill	KANSAS CITY (1/4)

PASSING ATTEMPTS

45	A. Luck	KANSAS CITY (1/4)

PASS COMPLETIONS

29	A. Luck	KANSAS CITY (1/4)

LONGEST KICKOFF RETURN

34	L. Brazill	KANSAS CITY (1/4)
31	L. Brazill	KANSAS CITY (1/4)
25	L. Brazill	KANSAS CITY (1/4)

LONGEST FIELD GOAL

37	A. Vinatieri	KANSAS CITY (1/4)

DANIEL ADONGO

Outside Linebacker 6-5 257 Pretoria (South Africa)

NFL Exp: R (1st Year with Colts)
How Acquired: FA – 2013
Born: 10/12/89
GP/GS (Postseason): 2/0 (0/0)

56

CAREER TRANSACTIONS:

• Signed to the Colts active roster from the practice squad on December 3, 2013.
• Signed to the Colts practice squad on September 1, 2013.
• Waived by the Colts on August 31, 2013.
• Signed by the Colts as a free agent on July 25, 2013.

2013 (COLTS):

• Competed in his first career NFL contest in a Week 14 loss at Cincinnati (12/8). Saw action on kickoff and punt coverage units and secured one kickoff for zero yards.
• Participated on special teams in the first half of a Colts Week 15 victory against Houston (12/15). Left the game at the start of the second half with a hamstring injury.
• Listed as inactive for a Week 16 victory at Kansas City (12/22).
• Was inactive for the team's Week 17 win against Jacksonville (12/29).
• Listed as inactive for the team's Wild Card Playoff victory against Kansas City (1/4).

PRO RUGBY CAREER:

• In 2013, played for the Southern Kings of Super 15 Rugby, the highest level of pro rugby in the world.
• Signed by the Vodacom Blue Bulls in 2011 and totaled five points in eight appearances.
• Joined the New Zealand ITM Cup team Counties Manukau Steelers six months later and made nine appearances for the team.

COLLEGE:

• Played in the 2012 Varsity Cup for the University of Pretoria Tuks.
• Attended the Sharks Academy, a rugby academy accredited by South African Rugby, and made his senior debut in the 2010 Vodacom Cup.
• Recorded 15 points in 10 appearances for the Sharks Academy.
• In 2007, attended the University of South Africa, the largest university on the African continent.

PERSONAL:

• Graduated from Strathmore High School (Nairobi, Kenya) in 2006.
• Played for the Kenya Harlequins junior team before going on to play for Kenya's U-18 and U-19 national teams.
• Was spotted by South African scouts at the 2006 Safari Sevens tournament, playing in the schools category.
• Has an older brother who plays for the Kenyan Rugby team.
• Born in Nairobi, Kenya.

ADONGO SINGLE-GAME HIGHS

Tackles:	0
Sacks:	0
FF:	0
FR:	0

2013 GAME-BY-GAME STATISTICS

Date/Opp.	GP	GS	Solo	Asst.	Total	Sacks	PD	FF	FR	INT	Yds	Avg.	LG	TD
9/8 vs. OAK						PRACTICE SQUAD								
9/15 vs. MIA						PRACTICE SQUAD								
9/22 @ SF						PRACTICE SQUAD								
9/29 @ JAX						PRACTICE SQUAD								
10/6 vs. SEA						PRACTICE SQUAD								
10/14 @ SD						PRACTICE SQUAD								
10/20 vs. DEN						PRACTICE SQUAD								
11/3 @ HOU						PRACTICE SQUAD								
11/10 vs. STL						PRACTICE SQUAD								
11/14 @ TEN						PRACTICE SQUAD								
11/24 @ ARZ						PRACTICE SQUAD								
12/1 vs. TEN						PRACTICE SQUAD								
12/8 @ CIN	1	0	0	0	0	0.0	0	0	0	0	0	0.0	0	0
12/15 vs. HOU	1	0	0	0	0	0.0	0	0	0	0	0	0.0	0	0
12/22 @ KC						INACTIVE								
12/29 vs. JAX						INACTIVE								
2013 TOTALS	**2**	**0**	**0**	**0**	**0**	**0.0**	**0**	**0**	**0**	**0**	**0**	**0.0**	**0**	**0**

2013 POSTSEASON GAME-BY-GAME STATISTICS

Date/Opp.	GP	GS	Solo	Asst.	Total	Sacks	PD	FF	FR	INT	Yds	Avg.	LG	TD
1/4 vs. KC						INACTIVE								
1/11 @ NE														
TOTAL	**0**	**0**	**0**	**0**	**0**	**0.0**	**0**	**0**	**0**	**0**	**0**	**0.0**	**0**	**0**

CAREER REGULAR SEASON STATISTICS

Year	GP	GS	Solo	Asst.	Total	Sacks	PD	FF	FR	INT	Yds	Avg.	LG	TD
2013 IND	2	0	0	0	0	0.0	0	0	0	0	0	0.0	0	0
TOTAL	**2**	**0**	**0**	**0**	**0**	**0.0**	**0**	**0**	**0**	**0**	**0**	**0.0**	**0**	**0**

SPECIAL TEAMS TACKLES: 0

ADDITIONAL STATISTICS: Returned a kick for no gain at CIN (12/8/13)

DWAYNE ALLEN

Tight End 6-3 265 Clemson

NFL Exp: 2 (2nd Year with Colts)
How Acquired: D3 – 2012 (64th overall)
Born: 2/24/90
GP/GS (Postseason): 17/17 (1/1)

83

CAREER TRANSACTIONS:
- Placed on Injured Reserve on September 19, 2013.
- Selected by the Colts in the third-round (64th overall) of the 2012 NFL Draft.

PRO CAREER:
- Set a Colts rookie record for tight ends with 45 receptions, breaking Ken Dilger's mark of 42 set in 1995.
- Led all NFL rookie tight ends with 45 receptions for 521 yards in 2012.

2013 (COLTS):
- Started at tight end in the regular season opener against Oakland (9/8) and finished the game with a 20-yard touchdown reception. The score was the fourth of his career and gave the Colts a 14-0 lead in the second quarter.
- Listed as inactive for the team's Week 2 contest against Miami (9/15).
- Placed on Injured Reserve on September 19, 2013.

2012 (COLTS):
- Started all 16 games in his rookie campaign. Finished the year with 45 receptions for 521 yards and three touchdowns. Had three carries for five yards on the season.
- Recorded two special teams tackles.
- Led all NFL rookie tight ends in receptions and receiving yards.
- Started at tight end in his first career NFL contest at Chicago (9/9).
- Caught his first NFL reception against Minnesota (9/16), which went for a three-yard touchdown.
- Started at tight end and caught four passes for 38 yards (9.5 avg.) and one touchdown against Green Bay (10/7).
- Set season highs with six receptions for 75 yards against Miami (11/4).
- Caught six passes for 69 yards at New England (11/18) in his 10th start of the season. His 69 yards marked his second-highest receiving total of the season (Miami, 75 yards).
- Made a start at the flex position and contributed with two receptions for 50 yards at Detroit (12/2). Contributed with his longest catch of the year, a 40-yard gain in the second quarter.
- Caught three passes for 36 yards and one touchdown at Houston (12/16), which was his third of the season.
- Totaled three catches for 18 yards against Kansas City (12/23). With three receptions, he set a record for the most receptions by a rookie tight end in franchise history, breaking Ken Dilger's mark of 42 set in 1995.
- In his playoff debut, started at the flex position and contributed with four catches for 51 yards, including a long of 22 yards at Baltimore (1/6/13). Also tallied one special teams tackle.

COLLEGE:
- Started 33-of-41 games at Clemson, recording 93 receptions for 1,079 yards and 12 touchdowns.
- Honored as Clemson's first recipient of the John Mackey Award, given to the nation's best tight end.
- Was a consensus NCAA All-America selection and was named All-America first-team by The Associated Press, ESPN.com, *Phil Steele*, Football Writers Association and *Sports Illustrated,* adding second-team accolades from *The NFL Draft Report* and *CBSSports.com* and honorable mention from *Pro Football Weekly*.
- Selected as a unanimous All-Atlantic Coast Conference first-team member in 2011 and second-team All-ACC in 2010.
- Collected 93 receptions over his career, tying him with John McMakin (1969-1971) for the most grabs by a tight end in Clemson history and placing him 18th in the school's overall career record book.
- Brought in 50 receptions in 2011 to break the school season record for tight ends, topping the previous mark of 43 catches by Michael Palmer in 2009.
- Joined John McMakin (1,255) as the only Clemson tight ends to gain over 1,000 receiving yards in a career.
- With 598 yards in 2011, broke the school season record of 507 yards by Michael Palmer in 2009 and ranked fifth on the Atlantic Coast Conference's annual record chart for tight ends.
- Set the Clemson tight end career record for touchdown receptions (12), while also breaking the mark for most touchdowns by a tight end in a season (eight) in 2011.

PERSONAL:
- Attended Terry Sanford High School in Fayetteville, N.C.
- Regarded as the third-best tight end in the nation and the 83rd-best overall prospect by ESPN.
- A four-star prospect, *Rivals.com* had him placed third among all tight ends in the prep ranks.
- Finished his career with 68 receptions for 1,257 yards (18.5 ypc).
- Finished with 551 yards as a junior and 291 yards as a senior, earning All-Two Rivers Conference honors for each campaign.
- Lettered in basketball and earned team Most Improved Player honors as a senior.
- Participated in the 2012 Colts Rookie Community Blitz at Concord Neighborhood Center, helping local children with reading, crafts and fitness activities.
- As a part of the Colts Community Ticket Block program, joined 2012 rookie teammates in donating 10 tickets per game to youth organizations.
- Served as co-spokesperson for the "COLTSTRONG, LIBRARYSTRONG" campaign for the Indianapolis Library.
- Visited Riley Hospital for Children to spread cheer during the holidays.
- Participated in the Colts annual Hometown Huddle event which created a new fitness room at the Kaleidoscope Youth Center.
- Participated in the Colts quarterback shopping event with Shepherd Community Center as a volunteer shopper.
- Assisted in the annual Colts Playground Build.
- Majored in biological/health sciences at Clemson.
- A native of Fayetteville, N.C.

ALLEN SINGLE-GAME HIGHS

Rec:	6, two times (Last: at NE 11/18/12)
Yards:	75 vs. MIA (11/04/12)
TDs:	1, four times (Last: vs. OAK 9/8/13)
LG:	40 at DET (12/2/12)

2013 GAME-BY-GAME STATISTICS

			Receiving					Rushing				
Date/Opp.	**GP**	**GS**	**No.**	**Yards**	**Avg.**	**LG**	**TD**	**No.**	**Yards**	**Avg.**	**LG**	**TD**
9/8 vs. OAK	1	1	1	20	20.0	20	1	0	0	0.0	0	0
9/15 vs. MIA						INACTIVE						
9/22 @ SF						INJURED RESERVE						
9/29 @ JAX						INJURED RESERVE						
10/6 vs. SEA						INJURED RESERVE						
10/14 @ SD						INJURED RESERVE						
10/20 vs. DEN						INJURED RESERVE						
11/3 @ HOU						INJURED RESERVE						
11/10 vs. STL						INJURED RESERVE						
11/14 @ TEN						INJURED RESERVE						
11/24 @ ARZ						INJURED RESERVE						
12/1 vs. TEN						INJURED RESERVE						
12/8 @ CIN						INJURED RESERVE						
12/15 vs. HOU						INJURED RESERVE						
12/22 @ KC						INJURED RESERVE						
12/29 vs. JAX						INJURED RESERVE						
2013 TOTALS	**1**	**1**	**1**	**20**	**20.0**	**20**	**1**	**0**	**0**	**0.0**	**0**	**0**

CAREER REGULAR SEASON STATISTICS

			Receiving					Rushing				
Year	**GP**	**GS**	**No.**	**Yards**	**Avg.**	**LG**	**TD**	**No.**	**Yards**	**Avg.**	**LG**	**TD**
2013 IND	1	1	1	20	20.0	20	1	0	0	0.0	0	0
2012 IND	16	16	45	521	11.6	40	3	3	5	1.7	3	0
TOTAL	**17**	**17**	**46**	**541**	**11.8**	**40**	**4**	**3**	**5**	**1.7**	**3**	**0**

CAREER POSTSEASON STATISTICS

			Receiving					Rushing				
Year	**GP**	**GS**	**No.**	**Yards**	**Avg.**	**LG**	**TD**	**No.**	**Yards**	**Avg.**	**LG**	**TD**
2012 IND	1	1	4	51	12.8	22	0	0	0	0.0	0	0
TOTAL	**1**	**1**	**4**	**51**	**12.8**	**22**	**0**	**0**	**0**	**0.0**	**0**	**0**

SPECIAL TEAMS TACKLES: 2 (2012 – 2)



JUSTIN ANDERSON

Guard 6-5 340 Georgia

NFL Exp: 2 (2nd Year with Colts)
How Acquired: D7 – 2012 (208th overall)
Born: 4/15/88
GP/GS (Postseason): 0/0 (0/0)

79

CAREER TRANSACTIONS:

- Place on Injured Reserve on August 9, 2013.
- Signed by the Colts to a reserve/future contract on January 7, 2013.
- Placed on the Colts Practice Squad Injured Reserve List on December 11, 2012.
- Signed to the Colts practice squad on November 22, 2012.
- Waived by the Colts on November 20, 2012.
- Elevated to the Colts active roster from the Physically Unable to Perform List on November 19, 2012.
- Placed on the Colts Physically Unable to Perform List on August 27, 2012.
- Selected by the Colts in the seventh-round (208th overall) of the 2012 NFL Draft.

2013 (COLTS):

- Place on Injured Reserve on August 9, 2013.

2012 (COLTS):

- Placed on the Colts Physically Unable to Perform List on August 27, 2012.
- Signed to the Colts practice squad on November 22, 2012 before being placed on the Practice Squad Injured Reserve List on December 11, 2012.

COLLEGE:

- Started in 26-of-40 games at Georgia.
- Named Freshman All-SEC by the league's coaches and to Phil Steele's All-Freshman second-team in 2008. Also earned recognition for Freshman Honorable Mention Team honors by CollegeFootballNews.com.
- As a senior in 2011, started all 14 games for the Bulldogs, helping lead the school to a mark of 10-4 and berths in the SEC Championship Game and Outback Bowl.
- Received one of the team's Most Improved Player Awards on offense in 2011.

PERSONAL:

- Attended Irwin County High School in Ocilla, Ga. and Hargrave Military Academy.
- Earned First Team *USA Today* All-USA Offense and Pre-Season Super 25 honors.
- Named to the SuperPrep All-America and EA Sports second-team All-America squads. Also garnered honors as an *Atlanta Journal-Constitution* Super 11 and Super Southern 100 selection.
- A three-time first-team Class AA all-state choice by the Georgia Sports Writers Association and a 2005 all-state selection by the *Atlanta Journal-Constitution*.
- Invited to play in the U.S. Army All-America Game.
- Participated in basketball and track until his senior year.
- Majored in housing at Georgia.
- Native of Ocilla, Ga.



PAT ANGERER

Inside Linebacker 6-0 238 Iowa

NFL Exp: 4 (4th Year with Colts)
How Acquired: D2 – 2010 (63rd overall)
Born: 1/31/87
GP/GS (Postseason): 54/39 (2/2)

51

CAREER TRANSACTIONS:
• Selected by the Colts in the second-round (63rd overall) of the 2010 NFL Draft.

PRO CAREER:
• Placed on Injured Reserve on December 17, 2013.
• Led the Colts and ranked fourth in the NFL in tackles with 146 in 2011.
• Posted a career-high 20 tackles against Pittsburgh (9/25/11).
• Named to the 2011 *USA Today* All-Joe Team.
• Selected to the 2010 PFW/PFWA and *Sporting News* NFL All-Rookie Teams.

2013 (COLTS):
• Listed as inactive for the regular season opener against Oakland (9/8).
• Made his first start of the season at MIKE linebacker against Miami (9/15) and tied for the team lead with 11 tackles (nine solo). Also posted half of a sack, which was his first quarterback takedown since November 27, 2011.
• Listed as inactive for the team's Week 3 contest at San Francisco (9/22).
• Started at MIKE linebacker at Jacksonville (9/29) and finished with eight tackles (three solo). Was part of a defense that held the Jaguars to three points while allowing only 205 net yards in a 37-3 win.
• Finished with three tackles making a start at MIKE linebacker in the team's 34-28 victory against Seattle (10/6).
• Compiled four tackles in a Week 6 loss at San Diego (10/14) while starting at MIKE linebacker.
• Started at MIKE linebacker in the team's 39-33 victory against Denver (10/20) and finished with nine tackles (four solo), one interception and one pass defensed. He picked off a pass from Peyton Manning in the fourth quarter after it was deflected by linebacker Erik Walden. The interception gave the Colts possession of the ball at the Denver 20-yard line and led to a field goal.
• Led the team with 17 tackles (six solo) in a comeback victory at Houston (11/3) starting at MIKE linebacker. Also contributed with one pass defensed.
• Tied for the team lead with 12 tackles (six solo) starting at MIKE linebacker in the team's loss against St. Louis (11/10).
• Tied for the team lead with 10 tackles (eight solo) and added one tackle for loss in the team's Week 11 road victory at Tennessee (11/14).
• Started at MIKE linebacker and finished with seven tackles (five solo) in a Week 12 loss at Arizona (11/24).
• Saw action at linebacker during the team's Week 13 victory against Tennessee (12/1) and finished with five tackles (four solo).
• In a Week 14 loss at Cincinnati (12/8), participated at linebacker and finished with one tackle.
• Was listed as inactive for a Week 15 victory against Houston (12/15).
• Placed on Injured Reserve on December 17.

2012 (COLTS):
• Played in the final 11 games of the season, including three starts. Finished the year with 57 tackles (29 solo), one forced fumble and one pass defensed.
• Competed in his first game of the season against Cleveland (10/21) and finished with six tackles (four solo).
• Saw action at linebacker at New England (11/18) and finished with six tackles (two solo).
• Started his first game of the season at MIKE linebacker and finished with six tackles (five solo) at Houston (12/16).
• Made his second consecutive start at MIKE linebacker and led the team with 16 tackles (eight solo) and added his first forced fumble of the season at Kansas City (12/23). The forced fumble was recovered by the Colts and led to a field goal.
• Started at MIKE linebacker against Houston (12/30) and compiled nine tackles (two solo) in the team's victory.
• Started at MIKE linebacker and contributed with seven tackles (five solo) and his first career postseason fumble recovery in the team's AFC Wild Card Playoff loss at Baltimore (1/6/13).

2011 (COLTS):
• Started all 16 games and moved to middle linebacker in Week 2 against Cleveland (9/18) following an injury to starter Gary Brackett.
• Ranked first on the team and fourth in the NFL with 146 tackles (76 solo) while contributing with 1.0 sack, his first career interception, two forced fumbles, one fumble recovery and three passes defensed. Added two special teams tackles.
• Set a then-career-high with 13 tackles (nine solo) in the season opener against Houston (9/11) and added one fumble recovery.
• Established a career-high with 20 tackles (11 solo) against Pittsburgh (9/25) and helped limit the Steelers to 67 rushing yards on 28 carries.
• Logged 15 tackles (four solo) against Kansas City (10/9).
• Recorded his first sack of the season in a Week 12 contest against Carolina (11/27) and contributed with seven tackles (three solo).
• Amassed 12 tackles (seven solo), his first career interception, two passes defensed and a forced fumble in the team's first win of the season against Tennessee (12/18). The interception came in the Titans end zone to end a potential scoring drive with 7:19 remaining in the fourth quarter.
• Tied for the team lead with 10 tackles (five solo) at Jacksonville (1/1) and finished the year with a career-high 146 stops.

2010 (COLTS):
• Appeared in 16 games (11 starts) and ranked second on the team with 75 tackles (50 solo). Also added 1.0 sack, one forced fumble and two passes defensed.
• Led the team with 16 special teams stops.
• Tied for the team lead with 11 tackles in his starting debut at Washington (10/17) and added 1.0 sack and two passes defensed.
• Totaled four tackles and his first career forced fumble against Houston (11/1).
• Posted a team-leading 12 tackles at New England (11/21).
• Contributed with a team-leading 11 stops against San Diego (11/28).
• Started at strongside linebacker in the Colts playoff appearance against the

ANGERER SINGLE-GAME HIGHS

Tackles:	20 vs. PIT (9/25/11)
Sacks:	1.0, two times (Last: vs. CAR 11/27/11)
FF:	1, four times (Last: at KC 12/23/12)
FR:	1 at HOU (9/11/11)

New York Jets (1/8) and finished with five tackles.

COLLEGE:

- A two-year starter at Iowa who started 24-of-43 career games. Finished his collegiate career with 258 tackles, 11.5 tackles for loss, 2.0 sacks, six interceptions, two forced fumbles and eight passes defensed.
- Started 13 games at middle linebacker as a senior and totaled 145 tackles, five tackles for loss, 1.0 sack, one interception, two forced fumbles and five passes defensed.
- Was a first-team All-America choice by Football Writers Association of America and *Football News*. Earned second-team honors from The Associated Press and Walter Camp Football Foundation. Was a consensus first-team All-Big Ten choice and one-of-five finalists for the Bronko Nagurski Award.
- Averaged 11.2 tackles per game, which ranked second in the Big Ten and fourth in the NCAA.

PERSONAL:

- Attended Bettendorf (Iowa) High School and earned all-state and all-conference honors in his final two seasons.
- Was a team captain who set school records for tackles in a game (25), season (197) and career (344). Also totaled 17.0 career sacks.
- Helped his team to a Class 4-A state title as a senior.
- Earned three letters in football, two in wrestling and soccer and one in track and field.
- Helped more than 200 elementary students practice football drills at the Iowa Football Legends Camp.
- Born in Bettendorf, Iowa.
- Angerer and his wife, Mary Beth, have one son, Cael.

2013 GAME-BY-GAME STATISTICS

Date/Opp.	GP	GS	Solo	Asst.	Total	Sacks	PD	FF	FR	INT	Yds	Avg.	LG	TD
9/8 vs. OAK						INACTIVE								
9/15 vs. MIA	1	1	9	2	11	0.5	0	0	0	0	0	0.0	0	0
9/22 @ SF						INACTIVE								
9/29 @ JAX	1	1	3	5	8	0.0	0	0	0	0	0	0.0	0	0
10/6 vs. SEA	1	1	1	2	3	0.0	0	0	0	0	0	0.0	0	0
10/14 @ SD	1	1	1	3	4	0.0	0	0	0	0	0	0.0	0	0
10/20 vs. DEN	1	1	4	5	9	0.0	1	0	0	1	4	4.0	4	0
11/3 @ HOU	1	1	6	11	17	0.0	1	0	0	0	0	0.0	0	0
11/10 vs. STL	1	1	6	6	12	0.0	0	0	0	0	0	0.0	0	0
11/14 @ TEN	1	1	8	2	10	0.0	0	0	0	0	0	0.0	0	0
11/24 @ ARZ	1	1	5	2	7	0.0	0	0	0	0	0	0.0	0	0
12/1 vs. TEN	1	0	4	1	5	0.0	0	0	0	0	0	0.0	0	0
12/8 @ CIN	1	0	1	0	1	0.0	0	0	0	0	0	0.0	0	0
12/15 vs. HOU						INACTIVE								
12/22 @ KC						INJURED RESERVE								
12/29 vs. JAX						INJURED RESERVE								
2013 TOTALS	**11**	**9**	**48**	**39**	**87**	**0.5**	**2**	**0**	**0**	**1**	**4**	**4.0**	**4**	**0**

CAREER REGULAR SEASON STATISTICS

Year	GP	GS	Solo	Asst.	Total	Sacks	PD	FF	FR	INT	Yds	Avg.	LG	TD
2013 IND	11	9	48	39	87	0.5	2	0	0	1	4	4.0	4	0
2012 IND	11	3	29	28	57	0.0	1	1	0	0	0	0.0	0	0
2011 IND	16	16	76	70	146	1.0	3	2	1	1	0	0.0	0	0
2010 IND	16	11	50	25	75	1.0	2	1	0	0	0	0.0	0	0
TOTAL	**54**	**39**	**203**	**162**	**365**	**2.5**	**8**	**4**	**1**	**2**	**4**	**2.0**	**4**	**0**

CAREER POSTSEASON STATISTICS

Year	GP	GS	Solo	Asst.	Total	Sacks	PD	FF	FR	INT	Yds	Avg.	LG	TD
2012 IND	1	1	5	2	7	0.0	0	0	1	0	0	0.0	0	0
2010 IND	1	1	5	0	5	0.0	0	0	0	0	0	0.0	0	0
TOTAL	**2**	**2**	**10**	**2**	**12**	**0.0**	**0**	**0**	**1**	**0**	**0**	**0.0**	**0**	**0**

SPECIAL TEAMS TACKLES: 18 (2011 – 2, 2010 - 16)

VICK BALLARD

Running Back 5-10 224 Mississippi State

NFL Exp: 2 (2nd Year with Colts)
How Acquired: D5 – 2012 (170th overall)
Born: 7/16/90
GP/GS (Postseason): 17/13 (1/1)

33

CAREER TRANSACTIONS:
- Placed on Injured Reserve on September 13, 2013.
- Selected by the Colts in the fifth-round (170th overall) of the 2012 NFL Draft.

PRO CAREER:
- Started the final 12 games of his rookie season, leading the Colts with 211 carries for 814 rushing yards.
- His 19-yard touchdown reception in overtime at Tennessee (10/28/12) gave the Colts their first road win of the season. The touchdown was also the first of his NFL career.
- Had his first career 100-yard rushing game (105 yards) at Houston (12/16/12).
- Ranked second in the AFC and fifth in the NFL among rookies in rushing yards (814) in 2012.

2013 (COLTS):
- Started at running back in the regular season opener against Oakland (9/8) and finished with 13 carries for 63 yards (4.8 avg.). Also caught one pass for a loss of five yards.
- Placed on Injured Reserve on September 13, 2013.

2012 (COLTS):
- Played in all 16 games, starting the final 12 in his rookie season. Had 211 carries for 814 rushing yards and two touchdowns. Also added 17 catches for 152 receiving yards and a touchdown.
- Ranked second in the AFC and fifth in the NFL among rookies in rushing yards.
- Saw action in his first career NFL game against Chicago (9/9).
- Made his first career NFL start in Week 6 against the Jets (10/14) and contributed with eight carries for 25 yards and two receptions for 17 yards.
- Started at running back against Cleveland (10/21) and logged 84 rushing yards on 20 carries while adding one reception for 19 yards.
- Started at running back against Tennessee (10/28) and totaled 12 carries for 55 yards and contributed with the game-winning 16-yard touchdown reception in overtime to seal a 19-13 victory. Was part of a Colts rushing attack that generated a season-high 171 rushing yards.
- Recorded nine carries for 41 yards and one touchdown at Detroit (12/2). The rushing touchdown was the first of his career and his second score of the season.
- Started at running back against Tennessee (12/9) and led both teams in rushing while setting a then-season-high with 94 yards on 19 carries. Also caught one pass for 10 yards.
- Posted his first career 100-yard game and totaled 18 carries for 105 yards at Houston (12/16). It was the team's highest rushing total since Donald Brown posted 161 yards against Tennessee (12/18/11). Contributed with five carries for 60 yards on the team's second touchdown drive of the game.
- Finished the game with 27 carries for 78 yards and tallied a one-yard touchdown starting at running back against Houston (12/30).
- In his first career postseason game, started at running back at Baltimore (1/6/13) and led the team in rushing with 22 carries for 91 yards. It was the ninth-most rushing yards by a Colts running back in a single postseason game and the most since Dominic Rhodes totaled 113 against the Bears in Super Bowl XLI (2/4/07). Also added one catch for three yards.

COLLEGE:
- Started 23-of-25 games at Mississippi State, totaling 379 rushes for 2,157 yards (5.6 ypc.) and 29 touchdowns while adding 30 catches for 293 yards and two scores.
- Registered 2,450 all-purpose yards with an average of 98.0 yards per game.
- Prior to his arrival at MSU, performed in 23 games for Mississippi Gulf Coast College, where he racked up 2,283 yards and 34 touchdowns on 381 carries.
- His collegiate totals included 760 carries for 4,440 yards (5.8 ypc.) with 65 touchdowns and 35 receptions for 334 yards and four scores.
- His 186 points scored at Mississippi State rank fifth on the school's all-time records list while his 2,157 rushing yards rank 10th in school annals.

PERSONAL:
- Attended Pascagoula (Miss.) High School.
- Totaled 17 touchdowns while rushing for 940 yards and compiling 522 receiving yards as a senior.
- Played in the Max Emfinger All-America Game.
- Participated in the 2012 Colts Rookie Community Blitz at Concord Neighborhood Center, helping local children with reading, crafts and fitness activities.
- As a part of the Colts Community Ticket Block program, joined 2012 rookie teammates in donating 10 tickets per game to youth organizations.
- A native of Pascagoula, Miss.

BALLARD SINGLE-GAME HIGHS

Att:	27 vs. HOU (12/30/12)
Yards:	105 at HOU (12/16/12)
TDs:	1, two times (Last: vs. HOU 12/30/12)
LG:	26 vs. CLE (10/21/12)

2013 GAME-BY-GAME STATISTICS

			Rushing					Receiving				
Date/Opp.	**GP**	**GS**	**No.**	**Yards**	**Avg.**	**LG**	**TD**	**No.**	**Yards**	**Avg.**	**LG**	**TD**
9/8 vs. OAK	1	1	13	63	4.8	12	0	1	-5	-5.0	-5	0
9/15 vs. MIA					INJURED RESERVE							
9/22 @ SF					INJURED RESERVE							
9/29 @ JAX					INJURED RESERVE							
10/6 vs. SEA					INJURED RESERVE							
10/14 @ SD					INJURED RESERVE							
10/20 vs. DEN					INJURED RESERVE							
11/3 @ HOU					INJURED RESERVE							
11/10 vs. STL					INJURED RESERVE							
11/14 @ TEN					INJURED RESERVE							
11/24 @ ARZ					INJURED RESERVE							
12/1 vs. TEN					INJURED RESERVE							
12/8 @ CIN					INJURED RESERVE							
12/15 vs. HOU					INJURED RESERVE							
12/22 @ KC					INJURED RESERVE							
12/29 vs. JAX					INJURED RESERVE							
2013 TOTALS	**1**	**1**	**13**	**63**	**4.8**	**12**	**0**	**1**	**-5**	**-5.0**	**-5**	**0**

CAREER REGULAR SEASON STATISTICS

			Rushing					Receiving				
Year	**GP**	**GS**	**No.**	**Yards**	**Avg.**	**LG**	**TD**	**No.**	**Yards**	**Avg.**	**LG**	**TD**
2013 IND	1	1	13	63	4.8	12	0	1	-5	-5.0	-5	0
2012 IND	16	12	211	814	3.9	26	2	17	152	8.9	19	1
TOTAL	**17**	**13**	**224**	**877**	**3.9**	**26**	**2**	**18**	**147**	**8.2**	**19**	**1**

CAREER POSTSEASON STATISTICS

			Rushing					Receiving				
Year	**GP**	**GS**	**No.**	**Yards**	**Avg.**	**LG**	**TD**	**No.**	**Yards**	**Avg.**	**LG**	**TD**
2012 IND	1	1	22	91	4.1	24	0	1	3	3.0	3	0
TOTAL	**1**	**1**	**22**	**91**	**4.1**	**24**	**0**	**1**	**3**	**3.0**	**3**	**0**

ANTOINE BETHEA

Safety 5-11 206 Howard

NFL Exp: 8 (8th Year with Colts)
How Acquired: D6 – 2006 (207th overall)
Born: 7/27/84
GP/GS (Postseason): 122/122 (12/12)

41

CAREER TRANSACTIONS:
• Selected by the Colts in the sixth-round of the 2006 NFL Draft (207th overall).

PRO CAREER:
• Has started 96 consecutive games, which is the longest active streak by an NFL safety.
• A two-time Pro Bowl selection in 2007 and 2009.
• Has topped 100 tackles in each of the last six seasons.
• Recorded a single-game career-high with 17 tackles (10 solo) on Dec. 8, 2013 at Cincinnati.
• Has started every contest he has participated in over the course of his career.
• Named the team's 2013 "Man of the Year" and was the 2012 Ed Block Courage Award recipient.

2013 (COLTS):
• Made his 81st career start at safety in the regular season opener against Oakland (9/8). Recorded 11 tackles (six solo) and made the game-saving interception on the six-yard line with 31 seconds remaining in the game. The interception was his first since December 19, 2010 in a win against Jacksonville.
• Started at strong safety in Week 2 against Miami (9/15) and totaled eight tackles (five solo) and one pass defensed.
• Started at strong safety in the team's Week 3 victory at San Francisco (9/22) and ranked third on the defensive unit with six tackles. Was part of a secondary that limited 49ers quarterback Colin Kaepernick to two completions in the first half and 139 total net passing yards.
• Started at strong safety and made five tackles (four solo) in a 37-3 victory at Jacksonville (9/29). Was part of a defensive unit that limited the Jaguars to 165 net passing yards and 2-of-11 third down conversions (18 percent).
• Compiled 10 tackles (seven solo) while adding one tackle for loss in the team's victory against Seattle (10/6). Started at strong safety and improved his streak of consecutive starts to 85, which leads all active safeties.
• Started at strong safety and notched eight tackles (seven solo) in a Week 6 loss at San Diego (10/14).
• In the team's Week 7 victory against Denver (10/20), started at strong safety and compiled nine tackles (six solo) and one fumble recovery. The recovery took place in the fourth quarter with the Broncos at their own two-yard line. Was part of a secondary that held the Broncos and quarterback Peyton Manning to 2013 single-game first half lows in net yards (134) and net passing yards (101).
• Totaled eight tackles (seven solo) in the team's comeback win at Houston (11/3).
• Started at strong safety and finished tied for third on the team with five tackles in a Week 10 loss against St. Louis (11/10).
• Made his 90th consecutive start at the safety position and logged four tackles in the team's Week 11 victory at Tennessee (11/14).
• In a Week 12 loss at Arizona (11/24), contributed with eight tackles (four solo) and a team-high two passes defensed.
• Started at strong safety and compiled seven tackles (six solo) and one pass defensed in the team's Week 13 win against Tennessee (12/1).
• Finished with a career-high 17 tackles (10 solo), making a start at strong safety in a Week 14 loss at Cincinnati (12/8).
• In a Week 14 victory against Houston (12/15), started at strong safety and logged eight tackles (seven solo) and 1.0 sack. The sack was his first of the season and led to a Texans punt in the second quarter.
• Started at strong safety in a Week 16 victory at Kansas City (12/22) and led the secondary with six tackles (four solo). Was part of a secondary that held the Chiefs to 132 net passing yards, which is tied for the lowest output by an opponent this season.
• In a Week 17 victory against Jacksonville (12/29), started in his 96th consecutive game at strong safety, which leads all active safeties in the NFL. Finished with one tackle, one interception and one pass defensed. Intercepted his second pass of the season and the 14th of his career in the second quarter to stall a Jacksonville two-minute drive. The interception was returned for a career-long of 46 yards and led to a Colts field goal.
• Started at strong safety in the team's Wild Card Playoff victory against Kansas City (1/4) and led the team with 11 tackles (seven solo) while adding one pass defensed. Made a touchdown-saving tackle when he brought down Chiefs wide receiver Dwayne Bowe on the two-yard line following a 63-yard catch. Kansas City settled for a field goal on the drive.

2012 (COLTS):
• Started all 16 games at free safety and finished second on the team with 123 tackles (83 solo). Added a career-high 2.0 sacks and seven passes defensed.
• Posted 12 tackles (eight solo) while contributing with two passes defensed against Chicago (9/9).
• Tallied 13 tackles (nine solo) and one pass defensed against Minnesota (9/16).
• Led the secondary with 11 tackles (seven solo) against Tennessee (10/28).
• Started his 100th career game on a Thursday night meeting at Jacksonville (11/8). Led the team with 11 tackles (eight solo) while contributing with the first full sack of his career.
• Added the team's third sack of the game when he brought down Matt Schaub for a seven-yard loss at Houston (12/16).
• Totaled 10 tackles (five solo) against Houston (12/30).
• Led the team with 10 tackles (six solo) in the team's AFC Wild Card Playoff contest at Baltimore (1/6).

2011 (COLTS):
• Started all 16 games at free safety and ranked second on the team with a career-high 139 tackles (80 solo) while adding a career-high seven passes defensed, two forced fumbles and one fumble recovery.
• Posted eight tackles (five solo), one fumble recovery and one pass defensed against Cleveland (9/18).
• Finished second on the team with 12 tackles (six solo) against Kansas City (10/9).
• Led the team with 11 stops (seven solo) and added one pass defensed at New Orleans (10/23).
• Tallied nine tackles (four solo) at New England and topped the 100-tackle mark for the fourth consecutive season and fifth in six career campaigns.
• Led the team in tackles and added one forced fumble and one pass defensed at Baltimore (12/11).

BETHEA SINGLE-GAME HIGHS

Tackles:	17 at CIN (12/8/13)
Int:	1, 14 times (Last: vs. JAX 12/29/13)
PD:	3 at CAR (10/28/07)

• Tied for the team lead with 10 stops (eight solo) at Jacksonville (1/1), finishing the season with a career-high 139 tackles.

2010 (COLTS):
• Started all 16 games at free safety and totaled his fourth career and third consecutive 100-plus tackle season, leading the team with 106 (77 solo). Also contributed with half of a sack, one interception, five passes defensed and one forced fumble.
• Had a team-leading 13 tackles and one pass defensed at Houston (9/12).
• Totaled eight tackles at New England (11/21).
• Posted six tackles and a half of a sack, the first of his career, against San Diego (11/28).
• Notched a team-leading and career-high 15 tackles against Dallas (12/5).
• Contributed with five tackles, one interception and two passes defensed against Jacksonville (12/19).
• Started in the team's AFC Wild Card Playoff game against the New York Jets (1/8) and finished with seven tackles and one forced fumble.

2009 (COLTS):
• Started all 16 games at free safety and earned his second career Pro Bowl nomination.
• Led the team with 120 tackles (75 solo), four interceptions, two forced fumbles, one fumble recovery and four passes defensed.
• Started three games at free safety in the postseason and totaled 12 tackles, two passes defensed and one interception.
• Tied for the team lead with eight tackles at Miami (9/21) and clinched the victory with an interception on the final play of the game.
• Led the team with eight tackles (six solo) while adding one interception, one fumble recovery and one pass defensed at Arizona (9/27).
• Led the team with 12 tackles (nine solo) at St. Louis (10/25).
• Posted 11 tackles and one forced fumble against Houston (11/8).
• Finished with eight tackles and one interception against New England (11/15).
• Tallied 10 tackles and one interception at Houston (11/29).
• Recorded three tackles, one interception and two passes defensed against Baltimore (1/16/10) in the AFC Divisional Playoffs. His interception was the fourth of his career in the postseason, which ranks as the third-most in club history.
• Registered five tackles against the New York Jets in the AFC Championship Game (1/24/10) and posted four tackles against New Orleans in Super Bowl XLIV (2/7/10).

2008 (COLTS):
• Appeared in 16 games with 15 starts at free safety and one start at strong safety.
• Recorded a team-leading 126 tackles (83 solo), two interceptions, one fumble recovery and three passes defensed.
• Tallied 11 tackles against Chicago (9/7) and Jacksonville (9/21).
• Posted seven tackles and one interception against Baltimore (10/12).
• Totaled 12 stops (nine solo) against New England (11/2).
• Registered a team-high 13 tackles (nine solo) at Pittsburgh (11/9).
• Led the team with 11 tackles and one interception at Cleveland (11/30).
• Notched seven tackles, one fumble recovery and two passes defensed against Detroit (12/14).
• Started at free safety at San Diego (1/3) in the AFC Wild Card Playoff game and posted five tackles, one interception and one pass defensed.

2007 (COLTS):
• Started 13 games at free safety and totaled 95 tackles (47 solo), three passes defensed and tied for the team lead with four interceptions.
• Was selected to his first career Pro Bowl.
• Was inactive for two contests at Oakland (12/16) and against Houston (12/23) and did not play for another against Tennessee (12/30).
• Totaled 12 tackles (eight solo) and one interception against Tampa Bay (10/7).
• Recorded six tackles, two passes defensed and one interception at Carolina (10/28).
• Tallied a season-high 13 tackles and one interception against New England (11/4).
• Finished with 12 tackles and one interception against Jacksonville (12/2).
• Started at free safety in the AFC Divisional Playoff game against San Diego (1/13) and had seven tackles (four solo).

2006 (COLTS):
• Started 14 games at strong and free safety as a rookie and totaled 105 tackles (64 solo), one interception and two passes defensed. The Colts ranked second in pass defense having surrendered 159.3 yards per game.
• Was inactive for two contests at Tennessee (12/3) and Cincinnati (12/18).
• Started four games and totaled 18 tackles (17 solo), two interceptions and four passes defensed in the postseason.
• Registered 12 tackles against Jacksonville (9/24).
• Finished with 11 stops and his first career interception at New England (11/5).
• Tallied 11 tackles at Dallas (11/19) and 10 stops at Houston (12/24).
• Notched three solo tackles and one interception against Kansas City (1/6/07) in the AFC Wild Card Playoff game.
• Posted five stops and one interception in the AFC Divisional Playoff game at Baltimore (1/13/07).
• Finished with six solo tackles against New England in the AFC Championship Game (1/21/07).
• Recorded four solo tackles in Super Bowl XLI against Chicago (2/4/07).

COLLEGE:
• Was a three-year starter at Howard and started 31-of-37 games while totaling 309 tackles (187 solo), seven interceptions, 3.0 sacks, 12 tackles for loss, seven forced fumbles, two fumble recoveries, 18 passes defensed and one blocked kick.
• Had two career touchdowns, including a returned fumble recovery and a returned blocked kick.
• Was a three-time All-Mid-Eastern Conference Selection and a three-time choice of the American Urban Radio Network Sheridan Broadcasting Network Black College All-America team.
• Started 10 games as a senior and totaled 88 tackles (49 solo), four interceptions and six passes defensed.
• Was a first-team All-America choice by the *NFL Draft Report*.

PERSONAL:
• Attended Denbigh High School in Newport News, Va. and was a three-year letterman in football.
• Also lettered in basketball and earned all-area and all-conference honors as a senior.
• Represented the Colts as the 2012 Ed Block Courage Award winner.
• In 2008, hosted his first football camp in Newport News, Va.
• Launched his Safe Coverage Foundation in 2011.

• Serves as the team's spokesperson for United Way's Team NFL initiative.
• Hosts three free football camps for youth each offseason.
• Donates 100 tickets each Colts season to underserved youth.
• A native of Savannah, Ga.

2013 GAME-BY-GAME STATISTICS

Date/Opp.	GP	GS	Solo	Asst.	Total	Sacks	PD	FF	FR	INT	Yds	Avg.	LG	TD
9/8 vs. OAK	1	1	6	5	11	0.0	1	0	0	1	2	2.0	2	0
9/15 vs. MIA	1	1	5	3	8	0.0	1	0	0	0	0	0.0	0	0
9/22 @ SF	1	1	6	0	6	0.0	0	0	0	0	0	0.0	0	0
9/29 @ JAX	1	1	4	1	5	0.0	0	0	0	0	0	0.0	0	0
10/6 vs. SEA	1	1	7	3	10	0.0	0	0	0	0	0	0.0	0	0
10/14 @ SD	1	1	7	1	8	0.0	0	0	0	0	0	0.0	0	0
10/20 vs. DEN	1	1	6	3	9	0.0	0	0	1	0	0	0.0	0	0
11/3 @ HOU	1	1	7	1	8	0.0	0	0	0	0	0	0.0	0	0
11/10 vs. STL	1	1	3	2	5	0.0	0	0	0	0	0	0.0	0	0
11/14 @ TEN	1	1	4	0	4	0.0	0	0	0	0	0	0.0	0	0
11/24 @ ARZ	1	1	4	4	8	0.0	2	0	0	0	0	0.0	0	0
12/1 vs. TEN	1	1	6	1	7	0.0	1	0	0	0	0	0.0	0	0
12/8 @ CIN	1	1	10	7	17	0.0	0	0	0	0	0	0.0	0	0
12/15 vs. HOU	1	1	7	1	8	1.0	0	0	0	0	0	0.0	0	0
12/22 @ KC	1	1	4	2	6	0.0	0	0	0	0	0	0.0	0	0
12/29 vs. JAX	1	1	0	1	1	0.0	1	0	0	1	46	46.0	46	0
2013 TOTALS	**16**	**16**	**86**	**35**	**121**	**1.0**	**6**	**0**	**1**	**2**	**48**	**24.0**	**46**	**0**

2013 POSTSEASON GAME-BY-GAME STATISTICS

Date/Opp.	GP	GS	Solo	Asst.	Total	Sacks	PD	FF	FR	INT	Yds	Avg.	LG	TD
1/4 vs. KC	1	1	7	4	11	0.0	1	0	0	0	0	0.0	0	0
1/11 @ NE														
TOTAL	**1**	**1**	**7**	**4**	**11**	**0.0**	**1**	**0**	**0**	**0**	**0**	**0.0**	**0**	**0**

CAREER REGULAR SEASON STATISTICS

Year	GP	GS	Solo	Asst.	Total	Sacks	PD	FF	FR	INT	Yds	Avg.	LG	TD
2013 IND	16	16	86	35	121	1.0	6	0	1	2	48	24.0	46	0
2012 IND	16	16	83	40	123	2.0	7	0	0	0	0	0.0	0	0
2011 IND	16	16	80	59	139	0.0	7	2	1	0	0	0.0	0	0
2010 IND	16	16	77	29	106	0.5	5	1	0	1	31	31.0	31	0
2009 IND	16	16	75	45	120	0.0	5	2	1	4	19	4.8	19	0
2008 IND	16	16	83	43	126	0.0	4	0	1	2	0	0.0	0	0
2007 IND	13	13	47	48	95	0.0	8	0	0	4	47	11.8	30	0
2006 IND	14	14	64	41	105	0.0	5	0	0	1	38	38.0	38	0
TOTAL	**123**	**123**	**595**	**340**	**935**	**3.5**	**47**	**5**	**4**	**14**	**183**	**13.1**	**46**	**0**

CAREER POSTSEASON STATISTICS

Year	GP	GS	Solo	Asst.	Total	Sacks	PD	FF	FR	INT	Yds	Avg.	LG	TD
2013 IND	1	1	7	4	11	0.0	1	0	0	0	0	0.0	0	0
2012 IND	1	1	6	4	10	0.0	0	0	0	0	0	0.0	0	0
2010 IND	1	1	7	0	7	0.0	0	1	0	0	0	0.0	0	0
2009 IND	3	3	11	1	12	0.0	2	0	0	1	0	0.0	0	0
2008 IND	1	1	3	2	5	0.0	1	0	0	1	36	36.0	36	0
2007 IND	1	1	4	3	7	0.0	0	0	0	0	0	0.0	0	0
2006 IND	4	4	17	1	18	0.0	4	0	0	2	16	8.0	16	0
TOTAL	**12**	**12**	**55**	**15**	**70**	**0.0**	**8**	**1**	**0**	**4**	**52**	**13.0**	**36**	**0**

SPECIAL TEAMS TACKLES: 1 (2006 – 1)



AHMAD BRADSHAW

Running Back 5-10 217 Marshall

NFL Exp: 7
How Acquired: FA - 2013
Born: 3/19/86
GP/GS (Postseason): 87/35 (9/3)

44

CAREER TRANSACTIONS:
• Placed on Injured Reserve on October 9, 2013.
• Signed by the Colts as a free agent on June 11, 2013.
• Waived by the New York Giants on February 6, 2013.
• Selected by the Giants in the seventh-round (250th overall) of the 2007 NFL Draft.

PRO CAREER:
• Ranks sixth in Giants history in rushing yards, seventh in rushing attempts and ninth in rushing touchdowns.
• Has returned 77 kickoffs for 1,788 yards, which ranks fourth in Giants history.
• Has recorded two 1,000-yard rushing seasons (2010 and 2012) and has rushed for over 100 yards in a game 12 times.
• Was a part of two Super Bowl Championships with the Giants (XLII and XLVI).
• Scored the game-winning touchdown in Super Bowl XLVI on a six-yard run with 57 seconds left in the game. It marked the fourth time in Super Bowl history the game-winning touchdown had been scored in the final minute. Bradshaw's score is the only rushing touchdown of the four.
• In nine career postseason games (three starts), has 111 carries for 480 yards and two touchdowns, to go along with 20 catches for 141 yards.
• Ranks second in Giants postseason history in rushing yards, fourth in rushing attempts and tied for fourth in rushing touchdowns.

2013 (COLTS):
• Made his Colts debut in the regular season opener against Oakland (9/8) and contributed with seven carries for 26 yards while adding one reception for seven yards.
• Started his first game as a member of the Colts against Miami (9/15) and led the team in rushing with 65 yards on 15 carries while adding three receptions for 19 yards. Notched his first touchdown as a member of the Colts on a one-yard run in the second quarter to give Indianapolis a 17-14 lead. His effort was part of a Colts rushing offense that generated 133 yards on 26 carries for a 5.1 average.
• Led both teams in rushing with 19 carries for 95 yards (5.0 avg.) and a touchdown in a Week 3 win at San Francisco (9/22). The score was his second as a member of the Colts. His 95 rushing yards marks his highest total dating back to December 30, 2012 against Philadelphia (107).
• Was listed as inactive for the team's Week 4 meeting at Jacksonville (9/29).
• Listed as inactive for the team's Week 5 victory against Seattle (10/6).
• Placed on Injured Reserve on October 9.

2012 (GIANTS):
• In 14 games (12 starts), recorded 221 rushing attempts for 1,015 yards and six touchdowns. Also caught 23 passes for 245 yards.
• Posted four 100-yard rushing games en route to his second career 1,000-yard rushing season.
• Rushed for 78 yards and a touchdown on 17 carries in the season opener against Dallas (9/5).
• Rushed 30 times for 200 yards (both career highs) and one touchdown against Cleveland (10/7) and caught four passes for 29 yards. His 229 yards from scrimmage were the most by a member of the Giants since 2005.
• Rushed 27 times for 116 yards and one touchdown at San Francisco (10/14), marking his second straight 100-yard rushing game.
• Caught a career-long 59-yard reception against Green Bay (11/25).
• Rushed 24 times for 103 yards and caught two passes for 13 yards at Washington (12/3).
• Totaled 107 yards and a touchdown on 16 carries against Philadelphia (12/30).

2011 (GIANTS):
• Played in 12 games (nine starts) and tallied 659 yards and a career-high nine touchdowns on 171 carries. Added 34 catches for 267 yards and two touchdowns.
• In four postseason games (three starts), rushed for 272 yards and a touchdown on 63 attempts. Also recorded 16 receptions for 114 yards.
• Rushed for a touchdown in the season-opener at Washington (9/11).
• Named NFC Offensive Player of the Week after rushing for a season-high 104 yards and a career-high three touchdowns against Buffalo (10/16).
• Rushed 15 times for 54 yards and two touchdowns in a victory at the New York Jets (12/24).
• Registered a rushing touchdown and a receiving touchdown against Dallas (1/1/12).
• In Super Bowl XLVI, recorded 72 rushing yards on 17 carries, including the game-winning six-yard touchdown with 57 seconds remaining. Became the first player to rush for a game-winning touchdown in the final minute of a Super Bowl.

2010 (GIANTS):
• Played in all 16 games (11 starts) and posted 276 carries for 1,235 yards (both career highs) and eight touchdowns. Also recorded career highs with 47 receptions for 314 yards.
• His 1,235 rushing yards were the seventh-highest single-season total in Giants history.
• Tallied four 100-yard rushing games, including a season-high 133 yards against Detroit (10/17).
• Named NFC Offensive Player of the Week after rushing for 129 yards and a touchdown on 23 carries against Chicago (10/3).
• Rushed for 126 yards on 24 carries at Dallas (10/25).
• Notched 103 yards and one touchdown on 11 rushing attempts (9.4 avg.) at Minnesota (12/13).

2009 (GIANTS):
• Played in 15 games (one start) and totaled 163 carries for 778 yards and seven touchdowns. Also caught 21 passes for 207 yards and returned six punts for 55 yards.

BRADSHAW SINGLE-GAME HIGHS

Att:	30 vs. CLE (10/7/12)
Yards:	200 vs. CLE (10/7/12)
TDs:	3 vs. BUF (10/16/11)
LG:	88t at BUF (12/23/07)

• Posted two 100-yard rushing games.
• Tallied 104 rushing yards on 14 carries at Tampa Bay (9/27).
• Rushed for 110 yards and two touchdowns on 11 carries against Oakland (10/11). Also recorded a 55-yard reception.
• Recorded 61 yards and two touchdowns on nine rushing attempts at Washington (12/21).

2008 (GIANTS):
• Played in 15 games, tallying 355 rushing yards and one touchdown on 67 carries. Added five receptions for 42 yards and one touchdown.
• Led the team with 39 kickoff returns for 867 yards (22.2 avg.). Returned one punt for six yards.
• Finished with five carries for 52 yards and a touchdown and one reception for 18 yards and a touchdown at St. Louis (9/14). Also returned four kickoffs for 93 yards. Became the first Giants player to score rushing and receiving touchdowns in the same regular season game since 2005.
• Finished with a season-high 11 carries for 65 yards, all in the fourth quarter, against Seattle (10/5).
• Returned five kickoffs for 109 yards against San Francisco (10/19).
• Rushed for a season-high 96 yards on nine carries against Baltimore (11/16). Had a season-long 77-yard run in the fourth quarter.
• Returned three kickoffs for 101 yards (33.7 avg.) at Minnesota (12/28).
• Returned six kickoffs for 180 yards, including a long of 65 yards in an NFC Divisional Playoff game against Philadelphia (1/11/09).

2007 (GIANTS):
• Played in 12 games and finished with 23 carries for 190 yards and one touchdown. Added two receptions for 12 yards. Also returned 38 kickoffs for 921 yards and one punt for one yard.
• In four postseason games, rushed for 208 yards and one touchdown on 48 carries. Caught four passes for 27 yards. Also had one kickoff return for 13 yards.
• Made his NFL debut at Dallas (9/9) and recorded seven kickoff returns for 193 yards.
• Contributed with a season-long 68-yard kickoff return at Detroit (11/18).
• Had a career-high eight kickoff returns for 176 yards against Minnesota (11/25).
• Registered four kickoff returns for 102 yards against Washington (12/16).
• Totaled season highs of 17 carries for 151 yards and one touchdown in the regular season finale at Buffalo (12/23). Added four kickoff returns for 99 yards.
• Rushed for 66 yards on 17 carries in an NFC Wild Card Playoff game at Tampa Bay (1/6/08).
• Ran for 34 yards on seven attempts in an NFC Divisional Playoff game at Dallas (1/13/08).
• Finished with 16 carries for 63 yards and a touchdown in the NFC Championship Game at Green Bay (1/20/08).
• Rushed for 45 yards on nine carries in Super Bowl XLII against New England (2/3/08).

COLLEGE:
• Played in 32 games (22 starts) in three seasons at Marshall.
• Rushed 552 times for 2,987 yards (5.4 avg.) and 31 touchdowns. Also caught 86 passes for 696 yards and five touchdowns.
• Added 118 yards on 11 punt returns and 225 yards on 10 kickoff returns.
• Became the 10th player in school history to gain more than 4,000 all-purpose yards in a career and the eighth player to gain over 1,000 yards rushing (1,523 in 2006) in a season.

PERSONAL:
• Attended Graham High School in Bluefield, Va. and recorded 5,265 rushing yards and 92 touchdowns for his career.
• As a senior, earned SuperPrep and PrepStar All-America honors after rushing for 2,557 rushing yards and 31 touchdowns.
• As a junior, tallied 2,282 yards and 27 touchdowns.
• Hosts an annual football camp in his hometown of Bluefield, Va.
• Majored in sports management and marketing at Marshall.

2013 GAME-BY-GAME STATISTICS

			Rushing					Receiving				
Date/Opp.	**GP**	**GS**	**No.**	**Yards**	**Avg.**	**LG**	**TD**	**No.**	**Yards**	**Avg.**	**LG**	**TD**
9/8 vs. OAK	1	0	7	26	3.7	13	0	1	7	7.0	7	0
9/15 vs. MIA	1	1	15	65	4.3	9	1	3	19	6.3	14	0
9/22 @ SF	1	1	19	95	5.0	27	1	3	16	5.3	7	0
9/29 @ JAX						INACTIVE						
10/6 vs. SEA						INACTIVE						
10/14 @ SD						INJURED RESERVE						
10/20 vs. DEN						INJURED RESERVE						
11/3 @ HOU						INJURED RESERVE						
11/10 vs. STL						INJURED RESERVE						
11/14 @ TEN						INJURED RESERVE						
11/24 @ ARZ						INJURED RESERVE						
12/1 vs. TEN						INJURED RESERVE						
12/8 @ CIN						INJURED RESERVE						
12/15 vs. HOU						INJURED RESERVE						
12/22 @ KC						INJURED RESERVE						
12/29 vs. JAX						INJURED RESERVE						
2013 TOTALS	**3**	**2**	**41**	**186**	**4.5**	**27**	**2**	**7**	**42**	**6.0**	**14**	**0**

CAREER REGULAR SEASON STATISTICS

			Rushing					Receiving				
Year	**GP**	**GS**	**No.**	**Yards**	**Avg.**	**LG**	**TD**	**No.**	**Yards**	**Avg.**	**LG**	**TD**
2013 IND	3	2	41	186	4.5	27	2	7	42	6.0	14	0
2012 NYG	14	12	221	1,015	4.6	37	6	23	245	10.7	59	0
2011 NYG	12	9	171	659	3.9	37	9	34	267	7.9	26	2
2010 NYG	16	11	276	1,235	4.5	48t	8	47	314	6.7	18	0
2009 NYG	15	1	163	778	4.8	38	7	21	207	9.9	55	0
2008 NYG	15	0	67	355	5.3	77	1	5	42	8.4	18t	1
2007 NYG	12	0	23	190	8.3	88t	1	2	12	6.0	11	0
TOTAL	**87**	**35**	**962**	**4,418**	**4.6**	**88t**	**34**	**139**	**1,129**	**8.1**	**59**	**3**

CAREER REGULAR SEASON RETURN STATISTICS

Year	**GP**	**GS**	**PR**	**FC**	**Yards**	**Avg.**	**LG**	**TD**	**KR**	**Yards**	**Avg.**	**LG**	**TD**
2012 NYG	14	12	0	0	0	0.0	0	0	0	0	0.0	0	0
2011 NYG	12	9	0	0	0	0.0	0	0	0	0	0.0	0	0
2010 NYG	16	11	0	0	0	0.0	0	0	0	0	0.0	0	0
2009 NYG	15	1	6	1	55	9.2	20	0	0	0	0.0	0	0
2008 NYG	15	0	1	0	6	6.0	6	0	39	867	22.2	58	0
2007 NYG	12	0	1	0	1	1.0	1	0	38	921	24.2	68	0
TOTAL	**84**	**33**	**8**	**1**	**62**	**7.8**	**20**	**0**	**77**	**1,788**	**23.2**	**68**	**0**

CAREER POSTSEASON STATISTICS

			Rushing					Receiving				
Year	**GP**	**GS**	**No.**	**Yards**	**Avg.**	**LG**	**TD**	**No.**	**Yards**	**Avg.**	**LG**	**TD**
2011 NYG	4	3	63	272	4.3	30	1	16	114	7.1	30	0
2008 NYG	1	0	0	0	0.0	0	0	0	0	0.0	0	0
2007 NYG	4	0	48	208	4.3	13	1	4	27	6.8	9	0
TOTAL	**9**	**3**	**111**	**480**	**4.3**	**30**	**2**	**20**	**141**	**7.1**	**30**	**0**

CAREER POSTSEASON RETURN STATISTICS

Year	**GP**	**GS**	**PR**	**FC**	**Yards**	**Avg.**	**LG**	**TD**	**KR**	**Yards**	**Avg.**	**LG**	**TD**
2011 NYG	4	3	0	0	0	0.0	0	0	0	0	0.0	0	0
2008 NYG	1	0	0	0	0	0.0	0	0	6	180	30.0	65	0
2007 NYG	4	0	0	0	0	0.0	0	0	1	13	13.0	13	0
TOTAL	**9**	**3**	**0**	**0**	**0**	**0.0**	**0**	**0**	**7**	**193**	**27.6**	**65**	**0**

LAVON BRAZILL

Wide Receiver 5-11 200 Ohio

NFL Exp: 2 (2nd Year with Colts)
How Acquired: D6 – 2012 (206th overall)
Born: 3/15/89
GP/GS (Postseason): 24/0 (2/1)

15

CAREER TRANSACTIONS:

• Selected by the Colts in the sixth-round (206th overall) of the 2012 NFL Draft.

2013 (COLTS):

• Spent the first four weeks of the regular season on the Reserve/Suspended List.
• Missed a Week 5 contest against Seattle (10/6) due to a roster exemption.
• Competed in his first game of the season during a Week 6 loss at San Diego (10/14). Saw action at wide receiver and on special teams.
• In the team's Week 7 win against Denver (10/20), saw action at wide receiver and on special teams. Returned one kickoff for 16 yards and added one tackle on kickoff coverage.
• Caught one pass for nine yards in the team's comeback victory at Houston (11/3). Also contributed with one tackle and a forced fumble on special teams.
• In a Week 10 loss against St. Louis (11/10), caught one pass for 11 yards and returned three punts for 25 yards. His 17-yard punt return in the third quarter marked a career-best.
• Was targeted once at wide receiver, but did not record a catch in the team's Week 11 win at Tennessee (11/14). Also contributed with one kickoff return for 20 yards and one special teams tackle.
• Caught a season-high three passes for 35 yards, including a long catch of 14 yards in a Week 12 loss at Arizona (11/24).
• In a Week 13 victory against Tennessee (12/1), caught three passes for 42 yards. Also contributed with a long reception of 17 yards in the second quarter.
• Posted three catches for 53 yards and two touchdowns in a Week 14 loss at Cincinnati (12/8). Both touchdowns (19 and 29 yards) came in the second half marking his first career multiple-touchdown game. Along with Da'Rick Rogers, became the sixth Colts pair in franchise history to record two receiving touchdowns apiece in a single game and the first since Marvin Harrison and Brandon Stokley notched three touchdowns each at Detroit on November 25, 2004.
• Listed as inactive for a Week 15 victory against Houston (12/15).
• Saw action at wide receiver, but did not finish with a catch in a Week 16 victory at Kansas City (12/22).
• In a Week 17 victory against Jacksonville (12/29), caught one pass for 11 yards and added one kickoff return for 21 yards.
• Started his first career postseason contest at wide receiver during the team's Wild Card Playoff victory against Kansas City (1/4). Caught four passes for 54 yards, including a long catch of 30 yards. Finished with three kickoff returns for 90 yards (30.0 avg.) and established the second-highest kickoff return average for a member of the Colts in postseason history (44.7, Marshall Johnson on Dec. 24, 1977).

2012 (COLTS):

• Played in 15 games during his rookie campaign and totaled 11 receptions for 186 yards and a touchdown. Added two punt returns for 12 yards and three kickoff returns for 50 yards.
• Against Chicago (9/9) in his first career NFL game, totaled one reception for 10 yards while contributing with two punt returns for 12 yards and one kickoff return for 15 yards.
• Set a season-high in receiving with two receptions for 46 yards, including a long reception of 25 yards at New England (11/18).
• Caught a season-long reception of 42 yards in the fourth quarter, which also went for his first career touchdown at Detroit (12/2).
• In his first career playoff game, caught one pass for 17 yards in the team's loss at Baltimore (1/6/13).

COLLEGE:

• Appeared in 41 games at Ohio, finishing his career with 187 receptions for 2,515 yards and 18 touchdowns and 31 carries for 239 yards and one touchdown.
• Earned All-MAC second-team, *Phil Steele* All-MAC second-team and *Collegesportsmadness.com* All-MAC second-team honors in 2011 after setting single-season school records with 1,146 receiving yards and 11 touchdowns.
• Named an All-America second-team choice by *The Sporting News*, an All-America fourth-team selection by *Phil Steele* and an All-America honorable mention choice by *Sports Illustrated* in 2010. Also earned accolades as both a wide receiver and punt return specialist as an All-MAC second-team selection.
• Left Ohio as the career leader in pass receptions (187), receiving yards (2,515) and punt return touchdowns (four).
• Averaged 3.2 receptions per game over his career, the fourth-highest mark in Ohio annals.

PERSONAL:

• Attended Lake Worth (Fla.) High School and lettered once in football.
• Finished the 2006 season with 615 yards and eight touchdowns on 23 receptions. Also played defense, recording 44 tackles and three interceptions.
• Named an All-Palm Beach County selection and earned first-team all-conference honors. Also awarded team MVP accolades.
• Participated in the 2012 Colts Rookie Community Blitz at Concord Neighborhood Center, helping local children with reading, crafts and fitness activities.
• As a part of the Colts Community Ticket Block program, joined 2012 rookie teammates in donating 10 tickets per game to youth organizations.
• Was a volunteer shopper for the annual Shop with a Colt event.
• Majored in recreation management at Ohio.
• A native of Lantana, Fla.

BRAZILL SINGLE-GAME HIGHS

Rec:	3, three times (Last at CIN (12/8/13)
Yards:	53 at CIN (12/8/13)
TDs:	2 at CIN (12/8/13)
LG:	42t at DET (12/2/12)

2013 GAME-BY-GAME STATISTICS

			Receiving					Rushing				
Date/Opp.	**GP**	**GS**	**No.**	**Yards**	**Avg.**	**LG**	**TD**	**No.**	**Yards**	**Avg.**	**LG**	**TD**
9/8 vs. OAK					RESERVE/SUSPENDED							
9/15 vs. MIA					RESERVE/SUSPENDED							
9/22 @ SF					RESERVE/SUSPENDED							
9/29 @ JAX					RESERVE/SUSPENDED							
10/6 vs. SEA					RESERVE/SUSPENDED							
10/14 @ SD	1	0	0	0	0.0	0	0	0	0	0.0	0	0
10/20 vs. DEN	1	0	0	0	0.0	0	0	0	0	0.0	0	0
11/3 @ HOU	1	0	1	9	9.0	9	0	0	0	0.0	0	0
11/10 vs. STL	1	0	1	11	11.0	11	0	0	0	0.0	0	0
11/14 @ TEN	1	0	0	0	0.0	0	0	0	0	0.0	0	0
11/24 @ ARZ	1	0	3	35	11.7	14	0	0	0	0.0	0	0
12/1 vs. TEN	1	0	3	42	14.0	17	0	0	0	0.0	0	0
12/8 @ CIN	1	0	3	53	17.7	29t	2	0	0	0.0	0	0
12/15 vs. HOU						INACTIVE						
12/22 @ KC	1	0	0	0	0.0	0	0	0	0	0.0	0	0
12/29 vs. JAX	1	0	1	11	11.0	11	0	0	0	0.0	0	0
2013 TOTALS	**10**	**0**	**12**	**161**	**13.4**	**29t**	**2**	**0**	**0**	**0.0**	**0**	**0**

2013 GAME-BY-GAME RETURN STATISTICS

Date/Opp.	**GP**	**GS**	**PR**	**FC**	**Yards**	**Avg.**	**LG**	**TD**	**KR**	**Yards**	**Avg.**	**LG**	**TD**
9/8 vs. OAK					RESERVE/SUSPENDED								
9/15 vs. MIA					RESERVE/SUSPENDED								
9/22 @ SF					RESERVE/SUSPENDED								
9/29 @ JAX					RESERVE/SUSPENDED								
10/6 vs. SEA					RESERVE/SUSPENDED								
10/14 @ SD	1	0	0	0	0	0.0	0	0	0	0	0.0	0	0
10/20 vs. DEN	1	0	0	0	0	0.0	0	0	1	16	16.0	16	0
11/3 @ HOU	1	0	0	0	0	0.0	0	0	0	0	0.0	0	0
11/10 vs. STL	1	0	3	1	25	8.3	17	0	0	0	0.0	0	0
11/14 @ TEN	1	0	0	0	0	0.0	0	0	1	20	20.0	20	0
11/24 @ ARZ	1	0	0	1	0	0.0	0	0	0	0	0.0	0	0
12/1 vs. TEN	1	0	0	0	0	0.0	0	0	0	0	0.0	0	0
12/8 @ CIN	1	0	0	0	0	0.0	0	0	0	0	0.0	0	0
12/15 vs. HOU						INACTIVE							
12/22 @ KC	0	0	0	0	0	0	0	0	0	0	0	0	0
12/29 vs. JAX	0	0	0	0	0	0.0	0	0	1	21	21.0	21	0
2013 TOTALS	**8**	**0**	**3**	**2**	**25**	**8.3**	**17**	**0**	**3**	**57**	**21.0**	**21**	**0**

2013 POSTSEASON GAME-BY-GAME STATISTICS

			Receiving					Rushing				
Date/Opp.	**GP**	**GS**	**No.**	**Yards**	**Avg.**	**LG**	**TD**	**No.**	**Yards**	**Avg.**	**LG**	**TD**
1/4 vs. KC	1	1	4	54	13.5	30	0	0	0	0.0	0	0
1/11 @ NE												
TOTALS	1	1	4	54	13.5	30	0	0	0	0.0	0	0

2013 POSTSEASON GAME-BY-GAME RETURN STATISTICS

Date/Opp.	**GP**	**GS**	**PR**	**FC**	**Yards**	**Avg.**	**LG**	**TD**	**KR**	**Yards**	**Avg.**	**LG**	**TD**
1/4 vs. KC	1	1	0	0	0	0.0	0	0	3	90	30.0	34	0
1/11 @ NE													
TOTALS	3	3	0	0	0	0	0	0	3	90	30.0	34	0

CAREER REGULAR SEASON STATISTICS

			Receiving					Rushing				
Year	**GP**	**GS**	**No.**	**Yards**	**Avg.**	**LG**	**TD**	**No.**	**Yards**	**Avg.**	**LG**	**TD**
2013 IND	10	0	12	161	13.4	29t	2	0	0	0.0	0	0
2012 IND	15	0	11	186	16.9	42t	1	0	0	0.0	0	0
TOTAL	**25**	**0**	**23**	**347**	**15.1**	**42t**	**3**	**0**	**0**	**0.0**	**0**	**0**

CAREER REGULAR SEASON RETURN STATISTICS

Year	**GP**	**GS**	**PR**	**FC**	**Yards**	**Avg.**	**LG**	**TD**	**KR**	**Yards**	**Avg.**	**LG**	**TD**
2013 IND	8	0	3	2	25	8.3	17	0	3	57	21.0	21	0
2012 IND	15	0	2	1	12	6.0	8	0	3	50	16.7	20	0
TOTAL	**23**	**0**	**5**	**3**	**37**	**7.4**	**17**	**0**	**6**	**107**	**17.8**	**21**	**0**

CAREER POSTSEASON STATISTICS

			Receiving					Rushing				
Year	**GP**	**GS**	**No.**	**Yards**	**Avg.**	**LG**	**TD**	**No.**	**Yards**	**Avg.**	**LG**	**TD**
2013 IND	1	1	4	54	13.5	30	0	0	0	0.0	0	0
2012 IND	1	1	1	17	17.0	17	0	0	0	0.0	0	0
TOTAL	**2**	**2**	**5**	**71**	**14.2**	**30**	**0**	**0**	**0**	**0.0**	**0**	**0**

CAREER POSTSEASON RETURN STATISTICS

Year	**GP**	**GS**	**PR**	**FC**	**Yards**	**Avg.**	**LG**	**TD**	**KR**	**Yards**	**Avg.**	**LG**	**TD**
2013 IND	3	3	0	0	0	0.0	0	0	3	90	30.0	34	0
TOTAL	**3**	**3**	**0**	**0**	**0**	**0.0**	**0**	**0**	**3**	**90**	**30.0**	**34**	**0**

SPECIAL TEAMS TACKLES: 6 (2013 - 3, 2012 – 3)

ADDITIONAL STATISTI Forced a fumble on a kickoff @ HOU (11/3/13)



DONALD BROWN

Running Back 5-10 210 Connecticut

NFL Exp: 5 (5th Year with Colts)
How Acquired: D1 – 2009 (27th overall)
Born: 4/11/87
GP/GS (Postseason): 65/19 (4/1)

31

CAREER TRANSACTIONS:

• Selected by the Colts in the first-round (27th overall) of the 2009 NFL Draft.

PRO CAREER:

• Set career highs with 645 rushing yards and five touchdowns in 2011.
• Recorded an 80-yard touchdown run against Tennessee (12/18/11), which tied the longest run in franchise history dating back to October 12, 1964 (Tom Matte).
• Set a career-high with two rushing touchdowns at Tennessee on November 14, 2013.
• Finished the 2013 season with a 5.3 yards per carry average, which is the highest mark for the Colts since 1961 (Lenny Moore, 7.0).
• Became the first Colts player with a rushing and receiving touchdown in a playoff game in the Super Bowl era during the team's Wild Card Playoff victory against Kansas City on January 4, 2014.

2013 (COLTS):

• Saw action in the regular season opener against Oakland (9/8), but did not record a rush. Competed on special teams and notched one tackle.
• Posted seven carries for 30 yards (4.3 avg.) in a Week 2 loss against Miami (9/15).
• In a Week 3 win at San Francisco (9/22), finished with three rushes for 25 yards (8.3 avg.) and added one special teams tackle.
• Posted three carries for 65 yards (21.7 avg.) and added two catches for 11 yards in a Week 4 victory at Jacksonville (9/29). On the team's first offensive scoring drive in the second quarter, contributed with a 50-yard rush, which was the second longest of his career and the longest since a career-high 80-yard touchdown run on December 18, 2011 against Tennessee.
• Tallied six rushes for 37 yards and one touchdown and added two catches for three yards in a win against Seattle (10/6). Scored a three-yard touchdown in the fourth quarter to cap a 14-play, 86-yard drive, which consumed 6:40. The rushing touchdown is the 12th of Brown's career and his first since the 2012 regular season opener at Chicago (Sept. 9, 2012).
• Contributed with three carries for 15 yards while adding two receptions for 19 yards in a Week 6 loss at San Diego (10/14).
• Recorded 11 carries for 23 yards and three receptions for 42 yards (14.0 avg.) with a long catch of 28 yards in the team's Week 7 victory against Denver (10/20).
• In a Week 9 victory at Houston (11/3), led the team in rushing with six carries for 49 yards (8.2 avg.). Also logged a long rush of 24 yards in the first quarter.
• Against St. Louis (11/10) in Week 10, tied a career-high with five receptions, while his 64 receiving yards ranked second for a single game in his career. His receiving touchdown in the third quarter was the first of his career. Also added two carries in the loss.
• Totaled 14 carries for 80 yards and a career-high two rushing touchdowns and added one catch for 14 yards in a Week 11 victory at Tennessee (11/14). His first score came on the team's opening offensive possession in the third quarter, which cut the Titans lead to four points (17-13). Sealed the victory with his 11-yard touchdown with 3:01 remaining in the fourth quarter. His 80 yards tied for his fourth-highest single game rushing total in his career. It was also his best rushing performance since he posted 80 yards against Tennessee on Oct. 28, 2012. In his last three games against the Titans, dating back to the 2012 season, he has recorded 44 carries for 321 yards and three touchdowns while averaging 107 yards per game.
• In a Week 12 loss at Arizona (11/24), totaled two rushes for one yard and one reception for negative two yards.
• Started his first game of the season and the 16th of his career at running back during a Week 13 win against Tennessee (12/1). Led the team in rushing with 14 carries for 54 yards and added a touchdown with 1:56 remaining in the fourth quarter to seal the victory. In two games against the Titans in 2013, combined to rush for 134 yards and three touchdowns.
• Tallied four rushes for 11 yards and four catches for 18 yards in a Week 14 loss at Cincinnati (12/8).
• Started at running back in a Week 15 victory against Houston (12/15) and totaled five carries for 38 yards. Contributed with his second-longest rush of the season (26 yards) on the team's opening offensive drive resulting in a touchdown.
• Totaled 10 carries for 79 yards and one touchdown while adding two catches for 31 yards and one touchdown in a Week 16 win at Kansas City (12/22). For the first time in his career, finished a game with one rushing and one receiving touchdown. It is also his second career multiple touchdown game (two rushing touchdowns at Tennessee on Nov. 14, 2013). His 33-yard touchdown in the second quarter marked his second career receiving score and the third longest reception of his career. Logged a 51-yard rushing touchdown in the third quarter, which gave the Colts a 20-7 advantage. The rush was the second-longest of his career and the longest for the Colts this season.
• In a Week 17 victory against Jacksonville (12/29), started at running back and finished with 12 carries for 31 yards and one touchdown while adding three receptions for four yards. Posted the team's first touchdown of the game on the opening offensive possession with a one-yard score marking the second time in his career he posted rushing touchdowns in back-to-back games. Concluded the 2013 season with a 5.3 yards per carry average, which is the highest mark for the Colts since 1961 (Lenny Moore, 7.0).
• Made his first career postseason start at running back during the team's Wild Card Playoff win against Kansas City (1/4). Led the team in rushing with 11 carries for 55 yards and one touchdown while adding four receptions for 47 yards and one touchdown. Became the first Colts player with a rushing and receiving touchdown in a playoff game in the Super Bowl era.

2012 (COLTS):

• Totaled 108 rushes for 417 yards and a touchdown while adding nine receptions for 93 yards in 10 games played (four starts).
• Was inactive for three games and was placed on Injured Reserve on December 11.
• Started at running back in the season opener at Chicago (9/9) and compiled nine rushes for 48 yards (5.3 avg.) and one touchdown. Recorded his first touchdown of the season on an 18-yard rush.
• Compiled 16 carries for 45 yards and a long rush of 15 yards against Minnesota (9/16).
• Led the team in rushing with 18 carries for 62 yards (3.4 avg.) while adding one reception for 39 yards against Jacksonville (9/23).
• Led both teams in rushing with 17 carries for 84 yards (4.9 avg.) and added

BROWN SINGLE-GAME HIGHS

Att:	18 vs. JAX (9/23/12)
Yards:	161 vs. TEN (12/18/11)
TDs:	2 at TEN (11/14/13)
LG:	80t vs. TEN (12/18/11)

two receptions for eight yards against Green Bay (10/7). His rushing total was the most since a career-high 161-yard performance against Tennessee on December 18, 2011.
- Led the team in rushing with 14 carries for 80 yards (5.7 avg.) and was part of a season-high 171 rushing yards against Tennessee (10/28). On the team's overtime scoring drive, totaled 39 yards on six carries.

2011 (COLTS):
- Saw action in all 16 games (two starts) and set career highs in carries (134), yards (645), yards per carry average (4.8) and touchdowns (five). Added 16 receptions for 86 yards (5.4 avg.).
- Totaled five carries for 35 yards and his first touchdown of the season at Cincinnati (10/16).
- Led the team in carries (10) at Tennessee (10/30) and finished with 33 yards and one touchdown.
- Posted 70 yards on 16 carries against Atlanta (11/6).
- Finished with his second-highest rushing total of the season with 80 yards on 14 carries against Carolina (11/27). Scored the team's first touchdown of the game on a 17-yard rush in the second quarter.
- Set a career-high with 161 yards on 16 carries (10.1 avg.) against Tennessee (12/18) and added an 80-yard touchdown run, which tied the longest in franchise history dating back to October 12, 1964 (Tom Matte). His fifth touchdown of the season marked a new career-best.

2010 (COLTS):
- Started eight-of-13 games at running back and was inactive for three contests (Weeks 4-6). Finished the season with 129 carries for 497 yards and two touchdowns. Also contributed with 20 receptions for 205 receiving yards.
- Totaled 16 carries for 69 yards and one touchdown against the New York Giants (9/19). His attempts and yards marked then-career highs.
- Rushed for 50 yards and added 47 receiving yards at Philadelphia (11/7).
- Posted 68 rushing yards and 40 receiving yards at New England (11/21).
- Tallied his first 100-yard game with 14 carries for 129 yards and one touchdown against Jacksonville (12/19). His 49-yard rush in the first quarter was the longest by the Colts since 2004.
- Did not see action in the team's Wild Card Playoff game against the New York Jets (1/8).

2009 (COLTS):
- In his rookie season, appeared in 11 games with one start and was inactive for five other contests. Totaled 78 carries for 281 yards and three touchdowns while adding 11 receptions for 169 yards.
- Scored his first career NFL touchdown and added 26 rushing yards at Miami (9/21).
- Totaled 40 rushing yards and 72 receiving yards at Arizona (9/27).
- Registered his second touchdown of the season while adding 33 rushing yards against Seattle (10/4).
- Contributed with 58 rushing yards and a then-career-long 45-yard rush at St. Louis (10/25).
- Appeared in a reserve role during the team's playoff run and totaled 16 carries for 46 yards and three catches for 26 yards.

COLLEGE:
- Was a three-year letterman who started 23-of-37 career games at Connecticut and in his collegiate career, totaled 698 rushes for 3,800 yards and 33 touchdowns while adding 48 receptions for 276 yards and two touchdowns. Also added nine kickoff returns for a 23.3 average and totaled 4,286 all-purpose yards.
- Set school records in rushing attempts and yards while ranking tied for second in rushing touchdowns as a senior.
- Recorded a school-record 17 100-plus-yard rushing games, including a school-record eight consecutive.
- Started 13 games as a junior and was an All-America first-team choice by the *NFL Draft Report* and *The Sporting News* while earning second-team honors by The Associated Press. Became the school's first first-team All-America selection since the program was elevated to the Football Bowl Subdivision.
- Was named Big East Conference Player of the Year and Eastern College Athletic Conference Player of the Year.
- His 2,083 rushing yards as a junior led the nation and set school and conference season records. His total carries ranked second in Big East history. Also led the Big East and ranked sixth in the NCAA with 2,208 all-purpose yards.
- Set a conference season record with 11 100-plus-yard games, which included three 200-plus-yard games.
- Totaled 43 carries for 205 yards and two touchdowns to set the school's single-game rushing mark by a freshman.
- Holds a degree in exercise science.

PERSONAL:
- Attended Red Bank (N.J.) Catholic High School where he was a team captain and rushed for 2,032 yards and 27 touchdowns as a senior.
- Was named a first-team all-division, all-county and All-Jersey Shore selection.
- Was a second-team all-state choice.
- Was the recipient of the All-America Scholar Award.
- Lettered six times on the school's track team.
- Participated in the Colts Books for Youth program to provide backpacks filled with books to foster youth.
- Lends help to several community organizations including Second Helpings, the Humane Society and Riley Hospital for Children.
- Born in Atlantic Highlands, N.J.

2013 GAME-BY-GAME STATISTICS

			Rushing					Receiving				
Date/Opp.	**GP**	**GS**	**No.**	**Yards**	**Avg.**	**LG**	**TD**	**No.**	**Yards**	**Avg.**	**LG**	**TD**
9/8 vs. OAK	1	0	0	0	0.0	0	0	0	0	0.0	0	0
9/15 vs. MIA	1	0	7	30	4.3	11	0	0	0	0.0	0	0
9/22 @ SF	1	0	3	25	8.3	16	0	0	0	0.0	0	0
9/29 @ JAX	1	0	3	65	21.7	50	0	2	11	5.5	9	0
10/6 vs. SEA	1	0	6	37	6.2	16	1	2	3	1.5	3	0
10/14 @ SD	1	0	3	15	5.0	8	0	2	19	9.5	14	0
10/20 vs. DEN	1	0	11	23	2.1	7	0	3	42	14.0	28	0
11/3 @ HOU	1	0	6	49	8.2	24	0	0	0	0.0	0	0
11/10 vs. STL	1	0	2	-1	-0.5	1	0	5	64	12.8	26	1
11/14 @ TEN	1	0	14	80	5.7	17	2	1	14	14.0	14	0
11/24 @ ARZ	1	0	2	1	0.5	1	0	1	-2	-2.0	-2	0
12/1 vs. TEN	1	1	14	54	3.9	14	1	2	10	5.0	7	0
12/8 @ CIN	1	1	4	11	2.8	5	0	4	18	4.5	9	0
12/15 vs. HOU	1	1	5	38	7.6	26	0	0	0	0.0	0	0
12/22 @ KC	1	1	10	79	7.9	51t	1	2	31	15.5	33t	1
12/29 vs. JAX	1	1	12	31	2.6	7	1	3	4	1.3	9	0
2013 TOTALS	**16**	**5**	**102**	**537**	**5.3**	**51t**	**6**	**27**	**214**	**7.9**	**33t**	**2**

2013 POSTSEASON GAME-BY-GAME STATISTICS

			Rushing					Receiving				
Date/Opp.	**GP**	**GS**	**No.**	**Yards**	**Avg.**	**LG**	**TD**	**No.**	**Yards**	**Avg.**	**LG**	**TD**
1/4 vs. KC	1	1	11	55	5.0	13	1	4	47	11.8	25	1
1/11 @ NE												
TOTAL	**1**	**1**	**11**	**55**	**5.0**	**13**	**1**	**4**	**47**	**12.8**	**25**	**1**

CAREER REGULAR SEASON STATISTICS

			Rushing					Receiving				
Year	**GP**	**GS**	**No.**	**Yards**	**Avg.**	**LG**	**TD**	**No.**	**Yards**	**Avg.**	**LG**	**TD**
2013 IND	16	5	102	537	5.3	51t	6	27	214	7.9	33t	2
2012 IND	10	4	108	417	3.9	19	1	9	93	10.3	39	0
2011 IND	16	2	134	645	4.8	80t	5	16	86	5.4	17	0
2010 IND	13	8	129	497	3.9	49	2	20	205	10.3	25	0
2009 IND	11	1	78	281	3.6	45	3	11	169	15.4	72	0
TOTAL	**66**	**20**	**551**	**2,377**	**4.3**	**80t**	**17**	**83**	**767**	**9.2**	**72**	**2**

CAREER POSTSEASON STATISTICS

			Rushing					Receiving				
Year	**GP**	**GS**	**No.**	**Yards**	**Avg.**	**LG**	**TD**	**No.**	**Yards**	**Avg.**	**LG**	**TD**
2013 IND	1	1	11	55	5	13	1	4	47	12.8	25	1
2012 IND	INJURED RESERVE											
2010 IND	0	0	0	0	0.0	0	0	0	0	0.0	0	0
2009 IND	3	0	16	46	2.9	13	0	3	26	8.7	11	0
TOTAL	**4**	**1**	**27**	**101**	**3.7**	**13**	**1**	**7**	**73**	**10.4**	**25**	**1**

SPECIAL TEAMS TACKLES: 3 (2013 – 3)



SERGIO BROWN

Safety 6-2 218 Notre Dame

NFL Exp: 4 (2nd Year with Colts)
How Acquired: W – 2012 (NE)
Born: 5/22/88
GP/GS (Postseason): 57/3 (5/0)

38

CAREER TRANSACTIONS:

- Claimed by the Colts off waivers on September 1, 2012.
- Waived by the New England Patriots on August 31, 2012.
- Elevated to the Patriots 53-man roster on October 23, 2010.
- Signed to the Patriots practice squad on September 6, 2010.
- Released by the Patriots on September 4, 2010.
- Signed by the Patriots as an undrafted free agent on April 29, 2010.

2013 (COLTS):

- Appeared on special teams in the regular season opener against Oakland (9/8) and tallied one tackle.
- Saw action on special teams in a Week 2 meeting against Miami (9/15), but did not record a tackle.
- Participated on special teams in a Week 3 victory at San Francisco (9/22), but did not record a tackle.
- In a Week 4 victory at Jacksonville (9/29), competed at safety and on special teams. Totaled one tackle and two special teams stops and was part of a secondary that limited the Jaguars to 165 net passing yards.
- Competed on special teams during a Week 5 victory against Seattle (10/6), but did not record a tackle.
- Saw action in the secondary and on special teams and earned one special teams tackle in a Week 6 loss at San Diego (10/14).
- In the team's Week 7 victory against Denver (10/20), participated in the secondary and on special teams. Logged two tackles and one fumble recovery on special teams and assisted punter Pat McAfee in setting a single-game franchise record by downing two of his six punts inside the 20-yard line, including one at the two-yard line late in the second quarter. Toward the end of the first quarter, fullback Stanley Havili forced a fumble on a Broncos punt, which was recovered by Brown. The turnover led to a Colts Darrius Heyward-Bey touchdown reception and an Indianapolis 10-7 lead.
- In a Week 7 win at Houston (11/3), saw action in the secondary and on special teams. Notched one special teams tackle.
- Participated on special teams in a Week 10 loss at St. Louis (11/10), but did not finish with a tackle.
- Competed on special teams during a Week 11 victory at Tennessee (11/14). Did not record a tackle in the win.
- Finished with one special teams tackle and one blocked field goal in a Week 12 loss at Arizona (11/24). It was the team's second field goal block of the season and the first since a Week 5 meeting against Seattle.
- In a Week 13 victory against Tennessee (12/1), saw action on special teams and recovered a Colts muffed punt, which he returned six yards. Also added one tackle.
- Participated on special teams in a Week 14 loss at Cincinnati (12/8). Downed one punt at the Bengals one-yard line and saved another kick from entering the end zone which was then downed at the Cincinnati four-yard line.
- Competed on special teams in a Week 15 win against Houston (12/15), but did not record a tackle.
- Listed as inactive for the team's Week 16 victory at Kansas City (12/22).
- Was inactive for a Week 17 win against Jacksonville (12/29).
- Saw action at safey and on special teams during a Wild Card Playoff victory against Kansas City (1/4). Finished the game with one special teams stop.

2012 (COLTS):

- Appeared in all 16 games and recorded two solo tackles, one pass defensed and 10 special teams stops (nine solo).
- Saw action in his first contest as a member of the Colts at Chicago (9/9).
- Totaled one tackle in a Week 3 meeting against Jacksonville (9/23) and added a stop on special teams.
- Participated in the Colts secondary and on special teams against Green Bay (10/7) and totaled one tackle, one pass defensed and three special teams stops.
- Saw action on special teams at Jacksonville (11/8) and pinned a punt at the Jaguars four-yard line.
- Competed in the secondary and on special teams at New England (11/18) and finished with three special teams tackles.
- Participated on special teams against Buffalo (11/25) and pinned a Pat McAfee punt at the one-yard line in the first quarter. Also added one special teams tackle.
- Contributed with one tackle on special teams in the Colts 20-13 victory at Kansas City (12/23).
- Saw action on special teams against Houston (12/30) and downed a Pat McAfee punt at the three-yard line in the second quarter.
- Competed on special teams during the Colts AFC Wild Card loss to Baltimore (1/6) and contributed with one special teams stop.

2011 (PATRIOTS):

- Played in 15 games with three starts, contributing with 30 tackles, nine special teams tackles and one interception.
- Saw action on special teams in all three playoff games, making three special teams tackles.
- Recorded his first career interception against San Diego (9/18) in his first career start. Picked off Philip Rivers at the New England 17-yard line. Held Chargers tight end Antonio Gates without a reception and added eight tackles.
- Picked up two special teams tackles in the Divisional Playoffs against Denver (1/14).

2010 (PATRIOTS):

- Finished the season with nine total tackles, three special teams tackles and one special teams fumble recovery.
- Played in his first NFL game in a 23-20 win at San Diego (10/24), a day after being signed to the active roster. Finished the game with five tackles.
- Recovered a muffed punt return by C.J. Spiller at Buffalo (12/26) late in the fourth quarter for his first career fumble recovery in a 34-3 win.

COLLEGE:

- Played in 44 games with 18 starts and finished with 89 total tackles at Notre Dame.
- After participating primarily on special teams during his first two seasons, became a starter midway through his junior season in 2008.

BROWN SINGLE-GAME HIGHS

Tackles:	8 vs. SD (9/18/11)
Int:	1 vs. SD (9/18/11)
PD:	1, 2 times (Last: vs. GB 10/7/12)

• As a senior in 2009, started in 12 games and finished with 50 total tackles with 1.0 sack.
• As a junior in 2008, started in six-of-13 games and finished with 28 tackles and 1.0 sack.
• Played on special teams and as a reserve in the secondary as a freshman and sophomore.
• Saw action in 11-of-13 games as a true freshman in 2006.

PERSONAL:

• Accounted for 710 all-purpose yards and scored four touchdowns as a senior wide receiver at Proviso East High School in Maywood, Ill.
• Also had 41 tackles, 2.0 sacks and six interceptions as a senior safety.
• Helped fit 450 children with properly fitting shoes and hats for winter as part of the eighth annual Cold Feet, Warm Shoes event.
• Participated in the Colts annual Hometown Huddle event which created a new fitness room at the Kaleidoscope Youth Center.
• Majored in marketing.

2013 GAME-BY-GAME STATISTICS

Date/Opp.	GP	GS	Solo	Asst.	Total	Sacks	PD	FF	FR	INT	Yds	Avg.	LG	TD
9/8 vs. OAK	1	0	0	0	0	0.0	0	0	0	0	0	0.0	0	0
9/15 vs. MIA	1	0	0	0	0	0.0	0	0	0	0	0	0.0	0	0
9/22 @ SF	1	0	0	0	0	0.0	0	0	0	0	0	0.0	0	0
9/29 @ JAX	1	0	1	0	1	0.0	0	0	0	0	0	0.0	0	0
10/6 vs. SEA	1	0	0	0	0	0.0	0	0	0	0	0	0.0	0	0
10/14 @ SD	1	0	0	0	0	0.0	0	0	0	0	0	0.0	0	0
10/20 vs. DEN	1	0	0	0	0	0.0	0	0	0	0	0	0.0	0	0
11/3 @ HOU	1	0	0	0	0	0.0	0	0	0	0	0	0.0	0	0
11/10 vs. STL	1	0	0	0	0	0.0	0	0	0	0	0	0.0	0	0
11/14 @ TEN	1	0	0	0	0	0.0	0	0	0	0	0	0.0	0	0
11/24 @ ARZ	1	0	0	0	0	0.0	0	0	0	0	0	0.0	0	0
12/1 vs. TEN	1	0	0	0	0	0.0	0	0	0	0	0	0.0	0	0
12/8 @ CIN	1	0	0	0	0	0.0	0	0	0	0	0	0.0	0	0
12/15 vs. HOU	1	0	0	0	0	0.0	0	0	0	0	0	0.0	0	0
12/22 @ KC						INACTIVE								
12/29 vs. JAX						INACTIVE								
2013 TOTALS	**14**	**0**	**1**	**0**	**1**	**0.0**	**0**	**0**	**0**	**0**	**0**	**0.0**	**0**	**0**

2013 POSTSEASON GAME-BY-GAME STATISTICS

Date/Opp.	GP	GS	Solo	Asst.	Total	Sacks	PD	FF	FR	INT	Yds	Avg.	LG	TD
1/4 vs. KC	1	0	0	0	0	0.0	0	0	0	0	0	0.0	0	0
1/11 @ NE														
TOTAL	**1**	**0**	**0**	**0**	**0**	**0.0**	**0**	**0**	**0**	**0**	**0**	**0.0**	**0**	**0**

CAREER REGULAR SEASON STATISTICS

Year	GP	GS	Solo	Asst.	Total	Sacks	PD	FF	FR	INT	Yds	Avg.	LG	TD
2013 IND	14	0	1	0	1	0.0	0	0	0	0	0	0.0	0	0
2012 IND	16	0	2	0	2	0.0	1	0	0	0	0	0.0	0	0
2011 NE	15	3	27	3	30	0.0	1	0	0	1	2	2.0	2	0
2010 NE	11	0	8	1	9	0.0	0	0	1	0	0	0.0	0	0
TOTAL	**56**	**3**	**38**	**4**	**42**	**0.0**	**2**	**0**	**1**	**1**	**2**	**2.0**	**2**	**0**

CAREER POSTSEASON STATISTICS

Year	GP	GS	Solo	Asst.	Total	Sacks	PD	FF	FR	INT	Yds	Avg.	LG	TD
2013 IND	1	0	0	0	0	0.0	0	0	0	0	0	0.0	0	0
2012 IND	1	0	0	0	0	0.0	0	0	0	0	0	0.0	0	0
2011 NE	3	0	0	0	0	0.0	0	0	0	0	0	0.0	0	0
2010 NE	1	0	0	0	0	0.0	0	0	0	0	0	0.0	0	0
TOTAL	**6**	**0**	**0**	**0**	**0**	**0.0**	**0**	**0**	**0**	**0**	**0**	**0.0**	**0**	**0**

SPECIAL TEAMS TACKLES: 31 (2013 - 9, 2012 - 10, 2011 - 9, 2010 - 3)

ADDITIONAL STATISTICS: Recovered a fumble on special teams (vs. DEN 10/20/13)

Blocked a Field Goal at Arizona (11/24/13)

POSTSEASON SPECIAL TEAMS TACKLES: 2013 - 1

DARIUS BUTLER

Cornerback 5-10 188 Connecticut

NFL Exp: 5 (2nd Year with Colts)
How Acquired: FA – 2012
Born: 3/18/86
GP/GS (Postseason): 69/25 (4/0)

20

CAREER TRANSACTIONS:
- Signed by the Colts on September 25, 2012.
- Waived by the Carolina Panthers on August 31, 2012.
- Claimed off waivers by the Panthers on September 8, 2011.
- Waived by the New England Patriots on September 7, 2011.
- Selected by the Patriots in the second-round (41st overall) of the 2009 NFL Draft.

2013 (COLTS):
- Totaled one tackle in the regular season opener against Oakland (9/8).
- Saw action in the secondary and on special teams during the team's Week 2 loss against Miami (9/15). Finished the game with one tackle, one pass defensed, one special teams stop and contributed with his first career punt return of nine yards.
- Tallied two tackles and one pass defensed in the team's Week 3 victory at San Francisco (9/22). Was part of a secondary that limited 49ers quarterback Colin Kaepernick to two completions in the first half and 139 total net passing yards.
- In a Week 4 victory against Jacksonville (9/29), intercepted a Blaine Gabbert pass and returned the ball 41 yards for a touchdown to give the Colts a 10-3 lead in the second quarter. It was the fourth interception return for a touchdown in his career and he now ranks tied for third in franchise history with three interception returns for touchdowns. For the second consecutive year, Butler returned an interception for a touchdown against the Jaguars in Jacksonville. Also contributed with four solo tackles and two special teams stops.
- In a Week 5 victory against Seattle (10/6), made his first start of the season at cornerback and intercepted a Russell Wilson pass on Seattle's final drive of the game to help seal the win. The interception is the ninth of Butler's career and his second in as many games. Also contributed with two tackles and two passes defensed.
- Posted one tackle in the team's Week 6 loss at San Diego (10/14).
- Contributed with five tackles and a career-high three passes defensed in a Week 7 victory against Denver (10/20). Was part of a secondary that held the Broncos and quarterback Peyton Manning to 2013 single-game first half lows in net yards (134) and net passing yards (101).
- Finished with three solo tackles and one tackle for loss in the team's Week 9 victory at Houston (11/3).
- In a Week 10 loss against St. Louis (11/10), saw action in the secondary, but did not record a tackle.
- Compiled two tackles and one pass defensed in the team's Week 11 victory at Tennessee (11/14). Made two crucial plays in the fourth quarter on Tennessee's second to last drive of the game. On second down, dove to deflect a pass, which prevented a first down. On the next play tracked down Titans wide receiver Kendall Wright following an 11-yard reception and stopped him short of a first down to force a punt.
- In a Week 12 loss at Arizona (11/24), finished with three solo tackles seeing action at nickel and cornerback.
- Started his first game of the season at left cornerback in the team's Week 13 win against Tennessee (12/1). Led the secondary and tied a career-high with eight tackles (six solo) while adding one pass defensed. Also contributed with one special teams tackle.
- Made his second consecutive start at left cornerback in a Week 14 loss at Cincinnati (12/8). Finished with six tackles (four solo).
- Finished with one tackle, two interceptions and tied a career-high with three passes defensed, starting at cornerback in a Week 15 victory against Houston (12/15). Intercepted his third pass of the season in the second quarter, which led to a Colts field goal and a 10-3 lead. His second interception of the game also came in the second quarter, marking his second career multiple-interception game (Nov. 18, 2012 at Jacksonville).
- Started at left cornerback in a Week 16 win at Kansas City (12/22) and finished with five tackles (four solo). Was part of a secondary that held the Chiefs to 132 net passing yards. Also competed on special teams and finished with one tackle.
- Led the secondary with eight tackles (six solo) while contributing with two passes defensed and one fumble recovery starting at left cornerback in a Week 17 win against Jacksonville (12/29). The fumble recovery was his first of the season and the third of his career. It also led to a Colts touchdown on the ensuing offensive possession.
- Tallied five tackles (four solo) and one pass defensed during the team's Wild Card Playoff win against Kansas City (1/4).

2012 (COLTS):
- Signed by the Colts as a free agent on September 25 and totaled 30 tackles (23 solo), seven passes defensed, four interceptions, including two returned for touchdowns, one forced fumble and one fumble recovery in 11 games played (four starts). Added five special teams stops.
- Saw significant time in the secondary during a Week 9 contest against Miami (11/4) and totaled two tackles and one pass defensed. Also added two special teams stops.
- Made his first start as a member of the Colts at Jacksonville (11/8) and contributed with four tackles, two interceptions and one fumble recovery. On his first interception in the third quarter, he returned the pick 11 yards for a touchdown. The interceptions were the fourth and fifth of his career and his first since 2009. It was the first two-interception, pick-six performance for a member of the Colts since December 7, 2008 and the first three takeaway game since 1986. Was named AFC Defensive Player of the Week for his performance.
- Started at right cornerback at New England (11/18) and contributed with six tackles (four solo) and one forced fumble.
- Against Buffalo (11/25), started at right cornerback and finished with five tackles and one pass defensed.
- At Detroit (12/2), finished with one tackle and two passes defensed starting as the nickel.
- Notched an interception, two tackles and one pass defensed against Tennessee (12/9). The interception led to an Adam Vinatieri 40-yard field goal and gave the Colts a 27-23 lead.
- Intercepted a Brady Quinn pass on the Chiefs first offensive possession of the game and returned it 32 yards for a touchdown and a Colts 7-0 lead at Kansas City (12/23). The pick was the team's fourth interception return for a touchdown, the fourth pick of the season for Butler and his second interception return for a touchdown. Butler's four interceptions set a new career-high (previous best was three in 2009). The team's four interception returns for a touchdown also tied a franchise best (1959, '65, '68, '75 and '96).
- Saw action in the team's Wild Card Playoff loss at Baltimore (1/6) and totaled four solo tackles.

BUTLER SINGLE-GAME HIGHS

Tackles:	8, four times (Last: vs. JAX 12/29/13)
Int:	2, two times (Last vs. HOU 12/15/12)
PD:	3, two times (Last vs. HOU 12/15/12)

2011 (PANTHERS):
• Played in 13 games with six starts after being claimed off waivers from New England in September.
• Registered 29 tackles (26 solo) and seven passes defensed, while adding two special teams tackles.

2010 (PATRIOTS):
• Played in 15 games with three starts, recording 28 tackles (26 solo) and six passes defensed.
• Also saw action in one postseason contest against the New York Jets (1/16), where he made one solo tackle.

2009 (PATRIOTS):
• Played in 14 games with five starts.
• Posted 33 tackles (29 solo), three interceptions, including one returned for a touchdown, and eight passes defensed.
• Returned five kickoffs for 104 yards.
• Intercepted his first career pass when he picked off Kerry Collins in his first NFL start against Tennessee (10/18).
• At Houston (1/3), picked off a pass from quarterback Matt Schaub and returned it 91 yards for a touchdown. It was the fourth-longest interception return in New England Patriots history.
• Competed in the team's Wild Card Playoff contest against Baltimore (1/10).

COLLEGE:
• Started all 45 games he played in at Connecticut.
• Tallied 180 tackles, three forced fumbles, 10 interceptions, including two returned for touchdowns, and 26 passes defensed.
• Averaged 25.6 yards on 35 kickoff returns with one touchdown.
• Earned First Team All-Big East Conference honors as a senior in 2008.
• Started 10 games and collected 40 tackles and four passes defensed.
• Returned 20 kickoffs for 471 yards.
• Saw action on offense at wide receiver, scoring one receiving touchdown and one rushing touchdown.
• Started 13 games as a junior in 2007.
• Produced 54 tackles, two forced fumbles, two interceptions and seven passes defensed.
• Tied for the team lead with four interceptions as a sophomore in 2006.
• As a freshman in 2005, ranked first on the team with four interceptions and eight passes defensed.
• Returned an interception 86 yards for a touchdown and a kickoff 90 yards for a score to become the first Husky to have a defensive and special teams touchdown in the same season.
• Redshirted as a true freshman in 2004.

PERSONAL:
• Attended Coral Springs (Fla.) Charter School.
• Majored in sociology at Connecticut.

2013 GAME-BY-GAME STATISTICS

Date/Opp.	GP	GS	Solo	Asst.	Total	Sacks	PD	FF	FR	INT	Yds	Avg.	LG	TD
9/8 vs. OAK	1	0	1	0	1	0.0	0	0	0	0	0	0.0	0	0
9/15 vs. MIA	1	0	0	1	1	0.0	1	0	0	0	0	0.0	0	0
9/22 @ SF	1	0	2	0	2	0.0	1	0	0	0	0	0.0	0	0
9/29 @ JAX	1	0	4	0	4	0.0	1	0	0	1	41	41.0	41t	1
10/6 vs. SEA	1	1	2	0	2	0.0	2	0	0	1	0	0.0	0	0
10/14 @ SD	1	0	1	0	1	0.0	0	0	0	0	0	0.0	0	0
10/20 vs. DEN	1	1	4	1	5	0.0	3	0	0	0	0	0.0	0	0
11/3 @ HOU	1	0	3	0	3	0.0	0	0	0	0	0	0.0	0	0
11/10 vs. STL	1	0	0	0	0	0.0	0	0	0	0	0	0.0	0	0
11/14 @ TEN	1	0	2	0	2	0.0	1	0	0	0	0	0.0	0	0
11/24 @ ARZ	1	0	3	0	3	0.0	0	0	0	0	0	0.0	0	0
12/1 vs. TEN	1	1	6	2	8	0.0	1	0	0	0	0	0.0	0	0
12/8 @ CIN	1	1	4	2	6	0.0	0	0	0	0	0	0.0	0	0
12/15 vs. HOU	1	1	1	0	1	0.0	3	0	0	2	38	19.0	25	0
12/22 @ KC	1	1	4	1	5	0.0	0	0	0	0	0	0.0	0	0
12/29 vs. JAX	1	1	6	2	8	0.0	2	0	1	0	0	0.0	0	0
2013 TOTALS	**16**	**7**	**43**	**9**	**52**	**0.0**	**15**	**0**	**1**	**4**	**41**	**41.0**	**41t**	**1**

2013 POSTSEASON GAME-BY-GAME STATISTICS

Date/Opp.	GP	GS	Solo	Asst.	Total	Sacks	PD	FF	FR	INT	Yds	Avg.	LG	TD
1/4 vs. KC	1	0	4	1	5	0.0	1	0	0	0	0	0.0	0	0
1/11 @ NE														
TOTAL	**1**	**0**	**4**	**1**	**5**	**0.0**	**1**	**0**	**0**	**0**	**0**	**0.0**	**0**	**0**

CAREER REGULAR SEASON STATISTICS

Year	GP	GS	Solo	Asst.	Total	Sacks	PD	FF	FR	INT	Yds	Avg.	LG	TD
2013 IND	16	7	43	9	52	0.0	15	0	1	4	41	41.0	41t	1
2012 IND	11	4	23	7	30	0.0	7	1	1	4	101	25.3	51	2
2011 CAR	13	6	26	3	29	0.0	7	0	0	0	0	0.0	0	0
2010 NE	15	3	26	2	28	0.0	6	0	1	0	0	0.0	0	0
2009 NE	14	5	29	4	33	0.0	8	0	0	3	91	30.3	91t	1
TOTAL	**69**	**25**	**147**	**25**	**172**	**0.0**	**43**	**1**	**3**	**11**	**233**	**21.2**	**91t**	**4**

CAREER REGULAR SEASON RETURN STATISTICS

Year	GP	GS	PR	FC	Yards	Avg.	LG	TD	KR	Yards	Avg.	LG	TD
2013 IND	2	0	1	0	9	9.0	9	0	0	0	0	0	0
2009 NE	14	5	0	0	0	0.0	0	0	5	104	20.8	26	0
TOTAL	**16**	**5**	**1**	**0**	**9**	**9.0**	**9**	**0**	**5**	**104**	**20.8**	**26**	**0**

CAREER POSTSEASON STATISTICS

Year	GP	GS	Solo	Asst.	Total	Sacks	PD	FF	FR	INT	Yds	Avg.	LG	TD
2013 IND	1	0	4	1	5	0	1	0	0	0	0	0.0	0	0
2012 IND	1	0	4	0	4	0.0	0	0	0	0	0	0.0	0	0
2010 NE	1	0	1	0	1	0.0	0	0	0	0	0	0.0	0	0
2009 NE	1	0	1	0	1	0.0	0	0	0	0	0	0.0	0	0
TOTAL	**4**	**0**	**10**	**1**	**11**	**0.0**	**1**	**0**	**0**	**0**	**0**	**0.0**	**0**	**0**

SPECIAL TEAMS TACKLES: 12 (2013 - 5, 2012 – 5, 2011 - 2)



ANTHONY CASTONZO

Tackle 6-7 311 Boston College

NFL Exp: 3 (3rd Year With Colts)
How Acquired: D1 – 2011 (22nd overall)
Born: 8/9/88
GP/GS (Postseason): 44/44 (2/2)

74

CAREER TRANSACTIONS:
• Selected by the Colts in the first-round (22nd overall) of the 2011 NFL Draft.

PRO CAREER:
• Has started all 44 games he has played in during his NFL career.
• Part of an offensive line that assisted the Colts in averaging 27.5 rushing attempts and 104.4 rushing yards per game in 2012, the most for the team in five seasons.

2013 (COLTS):
• Made the 29th start of his career at left tackle as he provided time for quarterback Andrew Luck to throw for two touchdowns and rush for one score. Opened rushing lanes for the Colts to generate 127 rushing yards.
• Started at left tackle against Miami (9/15) and opened rushing lanes for the Colts to total 133 yards and a 5.1 average. Also provided time for quarterback Andrew Luck to throw for 321 yards and one touchdown.
• Started at left tackle in the team's Week 3 win at San Francisco (9/22) and blocked for Indianapolis' leading rusher, Ahmad Bradshaw (95 yards). Also provided time for quarterback Andrew Luck to throw for 159 yards on 17 completions.
• Started at left tackle and blocked for a Colts rushing attack that totaled 157 net yards in a 37-3 victory at Jacksonville (9/29). It marked the fourth consecutive game the team topped the 100-yard rushing plateau. Also provided time for quarterback Andrew Luck to compile 257 passing yards on 21 completions.
• Blocked for a Colts offense that compiled 317 net yards in a Week 5 victory against Seattle (10/6). Provided time for quarterback Andrew Luck to complete 16 passes for 229 yards and two touchdowns, including a 73-yard touchdown strike to wide receiver T.Y. Hilton.
• Provided rushing lanes for the Colts to total 74 rushing yards while blocking for quarterback Andrew Luck who threw for 202 yards in a Week 6 loss at San Diego (10/14).
• Started at left tackle in a Week 7 victory against Denver (10/20) and assisted quarterback Andrew Luck in throwing for 228 yards and three touchdowns while blocking for Luck's third quarter rushing touchdown. Also opened rushing lanes for the Colts to tally 121 yards as a team marking the sixth game of the season Indianapolis finished with 100-plus rushing yards.
• Was part of an offensive line that provided time for quarterback Andrew Luck to throw for 271 yards and three touchdowns in the team's Week 9 comeback victory at Houston (11/3).
• In a Week 10 loss against St. Louis (11/10), blocked for a Colts offense that totaled 406 net yards, including 353 passing yards from quarterback Andrew Luck.
• Opened rushing lanes for the Colts to record their seventh 100-plus rushing yard game (137) this season in a win at Tennessee (11/14). Also assisted quarterback Andrew Luck in throwing for 232 yards en route to the team's 366 net yard performance.
• Started at left tackle and was part of an offensive line that assisted the Colts in producing 239 net yards in a Week 12 loss at Arizona (11/24).
• Blocked for a Colts offense that registered its eighth 100-yard rushing contest of the season in a 22-14 win against Tennessee (12/1). Also provided time for quarterback Andrew Luck to throw for 200 yards in the victory.
• Was part of an offensive line that did not allow a sack and blocked for quarterback Andrew Luck to throw for 326 yards and four touchdowns in a Week 14 loss at Cincinnati (12/8).
• Started at left tackle in a Week 15 win against Houston (12/15) and blocked for the Colts to register 152 rushing yards, the team's ninth 100-plus-yard rushing performance of the season. Provided time for quarterback Andrew Luck to throw for 180 yards and two touchdowns in the win.
• In a Week 16 win at Kansas City, started at left tackle and opened rushing lanes for an offense that recorded 135 yards, which is the team's 10th 100-yard rushing performance this season. Also blocked for quarterback Andrew Luck to throw for 241 yards and one touchdown.
• Started at left tackle in a Week 17 victory against Jacksonville (12/29) and assisted the Colts in totaling 379 total net yards while providing time for quarterback Andrew Luck to throw for 282 yards and one touchdown in the win.
• Started at left tackle during the team's Wild Card Playoff win against Kansas City (1/4) and was part of an offensive line that allowed only 1.0 sack while assisting a Colts offense that recorded 536 total net yards, which set a franchise record for a postseason game and tied for the ninth-most in NFL postseason history. Also blocked for quarterback Andrew Luck who threw for 443 yards and four touchdowns, which were both the second-highest totals for a postseason game in team history.

2012 (COLTS):
• Started all 16 games at left tackle.
• Blocked for quarterback Andrew Luck who set then-season highs in completions (31), attempts (55) and yards (362) against Green Bay (10/7).
• Blocked for a Colts rushing attack that totaled 148 yards against Cleveland (10/21).
• Paved the way for a Colts rushing attack to generate a season-high 171 rushing yards en route to 457 net yards at Tennessee (10/28).
• Provided time for the Colts to total 516 net yards, including Andrew Luck's career-high 433 passing yards in a 23-20 week 9 victory over Miami (11/4).
• Helped the Colts total 459 yards of net offense at Detroit (12/2). Provided time for quarterback Andrew Luck who threw for 391 yards and four touchdowns in the victory.
• Opened rushing lanes for running back Vick Ballard to post his first career 100-yard outing at Houston (12/16).
• Blocked for quarterback Andrew Luck to throw for 205 yards and set a new NFL single-season record for passing yards by a rookie quarterback in a playoff-clinching victory at Kansas City (12/23).
• Made a start at left tackle in his first career playoff game. Provided time for the Colts to generate 419 net yards, including 91 rushing yards by running back Vick Ballard at Baltimore (1/6/13).

2011 (COLTS):

- In his rookie season, started all 12 games he participated in at left tackle and was inactive for another four. Was not flagged for a single holding penalty during the season.
- Made his NFL debut at Houston (9/11).
- Opened holes for running backs Joseph Addai and Delone Carter to combine for 25 carries for 110 yards (4.4 avg.) against Cleveland (9/18).
- Blocked for running back Joseph Addai to rush 17 times for 86 yards against Pittsburgh (9/25). Was part of an offensive line that allowed only 1.0 sack.
- Provided time for quarterback Dan Orlovsky to set a career-high and Colts season-high with 353 passing yards at New England (12/4).
- Opened running lanes for the Colts to set a season-high in rushing yards (205) while running back Donald Brown set a career-high with 161 yards.

COLLEGE:

- Set a school record with 54 career starts on the offensive line at Boston College.
- Was a team captain as a senior and allowed only 1.0 sack during the season. Helped running back Montel Harris lead the conference in rushing while Boston College running backs totaled nine 100-plus yard outings.
- Was a third-team All-America selection by The Associated Press and All-ACC first-team pick.
- As a junior, allowed only 1.0 sack and was an All-ACC first-team selection and SI.com honorable mention All-America choice.
- Was a Second Team All-ACC selection and All-Sophomore first-team choice by the *College Football News* in his second year.
- Started every game as a true freshman and was an All-ACC Freshman Team pick by *The Sporting News*.
- Holds a degree in biochemistry.
- Was a Rhodes Scholarship candidate, a National Football Foundation National Scholar-Athlete and a finalist for the William V. Campbell Trophy and Lowe's Senior CLASS Award.

PERSONAL:

- Attended Lake Zurich (Ill.) High School and competed at offensive tackle and defensive tackle while playing basketball and earning all-conference honors in discus.
- Was an Illinois State Athletic Scholar.
- His father, Bill, played football at Illinois and brother, Bill, Jr., played at Drake.
- Regularly supports Riley Hospital for Children through the Miracle Ride and visits to patients.
- Participated in the Colts annual playground build.
- Provides 100 tickets each Colts season to charities.
- Supports the Colts holiday shopping spree for low-income youth.
- Supports Kids' Voice of Indiana.
- Born in Hawthorn Woods, Ill.

CAREER GP/GS (POSTSEASON):

2013 IND: 16/16 (1/1)
2012 IND: 16/16 (1/1)
2011 IND: 12/12
TOTAL: 44/44 (2/2)



JOSH CHAPMAN

Nose Tackle 6-0 340 Alabama

NFL Exp: 2 (2nd Year with Colts)
How Acquired: D5 – 2012 (136th overall)
Born: 6/10/90
GP/GS (Postseason): 13/0 (1/0)

96

CAREER TRANSACTIONS:

- Placed on Injured Reserve on November 27, 2012.
- Elevated to the active roster from the Reserve/Non-Football Injury List on November 12, 2012.
- Placed on the Reserve/Non-Football Injury List on August 27, 2012.
- Selected by the Colts in the fifth-round (136th overall) of the 2012 NFL Draft.

2013 (COLTS):

- Saw his first action in a Colts uniform, participating in the Colts regular season opener against Oakland (9/8). Contributed with one tackle in the victory.
- Competed on the defensive line in the team's Week 2 loss against Miami (9/15), but did not record a tackle.
- Saw extensive playing time at nose tackle in a Week 3 victory at San Francisco (9/22) and contributed with two tackles (one solo).
- Was part of a defensive line that held the Jaguars to 40 net rushing yards and three points in a victory at Jacksonville (9/29). Finished with three tackles (two solo) in the contest.
- Competed on the defensive line during the team's 34-28 win against Seattle (10/6), but did not record a tackle.
- Participated on the defensive line in a Week 6 loss at San Diego (10/14), but did not record a tackle.
- Listed as inactive for the team's Week 7 victory against Denver (10/20).
- Was listed as inactive for the team's comeback win at Houston (11/3) in Week 9.
- Listed as inactive for a Week 10 meeting against St. Louis (11/10).
- In the team's Week 11 victory at Tennessee (11/14), saw action on the defensive line, but did not register a tackle.
- In a Week 12 loss at Arizona (11/24), saw action at nose tackle and finished with three stops.
- Notched one tackle on the defensive line during the team's Week 13 win against Tennessee (12/1).
- Saw action on the defensive line and posted two tackles in a Week 14 loss at Cincinnati (12/8).
- Competed on the defensive line in a Week 15 victory against Houston (12/15), but did not finish with a tackle.
- Participated on the defensive line in a Week 16 victory at Kansas City (12/22) and finished with one stop.
- In a Week 17 victory against Jacksonville (12/29), recorded a career-high five tackles (four solo) seeing action on the defensive line.
- Competed in his first career postseason contest during the team's Wild Card Playoff victory against Kansas City (1/4) and compiled three solo tackles.

2012 (COLTS):

- Was placed on the Reserve/Non-Football Injury List on August 27, 2012.
- Was inactive for two games after being elevated to the active roster on November 12, 2012.
- Placed on Injured Reserve on November 27, 2012.

COLLEGE:

- Produced 88 tackles (44 solo), 2.5 sacks, 13.5 tackles for loss and four passes defensed during his 54-game collegiate career at Alabama.
- Part of two Crimson Tide National Championship teams in 2009 and 2011.
- Was part of a defensive unit that led the nation in rush defense (72.2 ypg.), total defense (183.6 ypg.) and scoring defense (8.2 ppg.) as a senior.
- Earned All-America honorable mention honors from *Pro Football Weekly*, adding All-SEC second-team accolades from the league's coaches and The Associated Press in 2012.

PERSONAL:

- Attended Hoover (Ala.) High School and was rated as the 12th-best prospect in the state by *Rivals.com*.
- As a junior, produced 65 tackles and 6.0 sacks.
- Helped his school to a 13-2 record in 2006 as Hoover ranked second in the state.
- A native of Hoover, Ala.

CHAPMAN SINGLE-GAME HIGHS

Tackles:	5 vs. JAX (12/29/13)
Sacks:	0
FF:	0
FR:	0

2013 GAME-BY-GAME STATISTICS

Date/Opp.	GP	GS	Solo	Asst.	Total	Sacks	PD	FF	FR	INT	Yds	Avg.	LG	TD
9/8 vs. OAK	1	0	0	1	1	0.0	0	0	0	0	0	0.0	0	0
9/15 vs. MIA	1	0	0	0	0	0.0	0	0	0	0	0	0.0	0	0
9/22 @ SF	1	0	1	1	2	0.0	0	0	0	0	0	0.0	0	0
9/29 @ JAX	1	0	2	1	3	0.0	0	0	0	0	0	0.0	0	0
10/6 vs. SEA	1	0	0	0	0	0.0	0	0	0	0	0	0.0	0	0
10/14 @ SD	1	0	0	0	0	0.0	0	0	0	0	0	0.0	0	0
10/20 vs. DEN						INACTIVE								
11/3 @ HOU						INACTIVE								
11/10 vs. STL						INACTIVE								
11/14 @ TEN	1	0	0	0	0	0.0	0	0	0	0	0	0.0	0	0
11/24 @ ARZ	1	0	2	1	3	0.0	0	0	0	0	0	0.0	0	0
12/1 vs. TEN	1	0	0	1	1	0.0	0	0	0	0	0	0.0	0	0
12/8 @ CIN	1	0	2	0	2	0.0	0	0	0	0	0	0.0	0	0
12/15 vs. HOU	1	0	0	0	0	0.0	0	0	0	0	0	0.0	0	0
12/22 @ KC	1	0	0	1	1	0.0	0	0	0	0	0	0.0	0	0
12/29 vs. JAX	1	0	4	1	5	0.0	0	0	0	0	0	0.0	0	0
2013 TOTALS	**13**	**0**	**11**	**7**	**18**	**0.0**	**0**	**0**	**0**	**0**	**0**	**0.0**	**0**	**0**

2013 POSTSEASON GAME-BY-GAME STATISTICS

Date/Opp.	GP	GS	Solo	Asst.	Total	Sacks	PD	FF	FR	INT	Yds	Avg.	LG	TD
1/4 vs. KC	1	0	3	0	3	0.0	0	0	0	0	0	0.0	0	0
1/11 @ NE														
TOTAL	**1**	**0**	**3**	**0**	**3**	**0.0**	**0**	**0**	**0**	**0**	**0**	**0.0**	**0**	**0**

CAREER REGULAR SEASON STATISTICS

Year	GP	GS	Solo	Asst.	Total	Sacks	PD	FF	FR	INT	Yds	Avg.	LG	TD
2013 IND	13	0	11	7	18	0.0	0	0	0	0	0	0.0	0	0
2012 IND	0	0	0	0	0	0.0	0	0	0	0	0	0.0	0	0
TOTAL	**13**	**0**	**11**	**7**	**18**	**0.0**	**0**	**0**	**0**	**0**	**0**	**0.0**	**0**	**0**

CAREER POSTSEASON STATISTICS

Year	GP	GS	Solo	Asst.	Total	Sacks	PD	FF	FR	INT	Yds	Avg.	LG	TD
2013 IND	1	0	3	0	3	0.0	0	0	0	0	0	0.0	0	0
TOTAL	**1**	**0**	**3**	**0**	**3**	**0.0**	**0**	**0**	**0**	**0**	**0**	**0.0**	**0**	**0**



GOSDER CHERILUS

Tackle 6-7 316 Boston College

NFL Exp: 6 (1st Year With Colts)
How Acquired: UFA – 2013 (DET)
Born: 6/28/84
GP/GS (Postseason): 91/87 (2/2)

78

CAREER TRANSACTIONS:

- Signed by the Colts as an unrestricted free agent on March 13, 2013.
- Selected by the Detroit Lions in the first-round (17th overall) of the 2008 NFL Draft.

2013 (COLTS):

- Started his first contest in a Colts uniform at right tackle in the team's season opener against Oakland (9/8). Created time for quarterback Andrew Luck to complete 78.3 percent of his passes while throwing for two touchdowns and rushing for one in the victory.
- In the team's Week 2 meeting against Miami (9/15), started at right tackle and provided time for quarterback Andrew Luck to throw for 321 yards and one touchdown. Also blocked for Ahmad Bradshaw to gain 65 yards on 15 carries in his first start as a member of the Colts.
- Started at right tackle in the team's Week 3 victory against San Francisco (9/22) and opened rushing lanes for the Colts to total 184 net yards. Blocked for quarterback Andrew Luck to throw for 159 yards on 17 completions while adding one rushing touchdown.
- Started at right tackle and was part of an offensive line that blocked for the Colts to rush for 157 net yards in a 37-3 victory at Jacksonville (9/29). It marked the fourth consecutive game the team rushed for 100-plus yards. Also provided time for quarterback Andrew Luck to throw for 257 yards and two touchdowns in the win.
- Provided time for quarterback Andrew Luck and the Colts offense to post 317 yards of net offense in a Week 5 victory against Seattle (10/6). Opened rushing lanes for Indianapolis to top 100 rushing yards as a team for the fifth consecutive week.
- Assisted a Colts rushing attack that generated 74 yards while blocking for quarterback Andrew Luck who threw for 202 yards in a Week 6 loss at San Diego (10/14).
- Blocked for quarterback Andrew Luck to throw for 228 yards and tie his single-game career-high in touchdowns with four (three passing, one rushing) in a Week 7 win against Denver (10/20). Also provided rushing lanes for the Colts to total 121 rushing yards.
- In a Week 9 comeback victory at Houston (11/3), assisted Andrew Luck in throwing for 271 yards and three touchdowns, all of which to wide receiver T.Y. Hilton.
- Part of an offensive line that assisted the Colts in totaling 406 net yards in a Week 10 loss against St. Louis (11/10). Also blocked for quarterback Andrew Luck to throw for 353 yards.
- Opened rushing lanes for the team's seventh 100-plus yard game (137) this season in a win at Tennessee (11/14). Provided time for the Colts to generate 366 yards of net offense as quarterback Andrew Luck threw for 232 yards and rushed for one touchdown.
- Started at right tackle in a Week 12 loss at Arizona (11/24) and assisted the offense in totaling 239 net yards and 159 net passing yards.
- Was part of an offensive line that blocked for a Colts rushing attack that totaled 104 yards in a win against Tennessee (12/1), the team's eighth 100-yard rushing performance this season. Made a start at right tackle and also provided time for quarterback Andrew Luck to throw for 200 yards in the win.
- In a Week 14 loss at Cincinnati (12/8), competed on an offensive line that did not allow a sack and assisted the Colts in totaling 389 net yards. Also blocked for quarterback Andrew Luck to throw for 326 yards and four touchdowns.
- Opened rushing lanes for the Colts to total 152 yards and blocked for quarterback Andrew Luck who threw for 180 yards and two touchdowns in a Week 15 win against Houston (12/15). Was part of an offensive line which allowed only 1.0 sack.
- Started at right tackle in a Week 16 win at Kansas City (12/22) and blocked for a Colts rushing attack that totaled 135 yards, the team's 10th 100-yard performance this season. Also provided time for quarterback Andrew Luck to throw for 241 yards and one touchdown.
- Provided time for quarterback Andrew Luck to throw for 282 yards and one touchdown as the Colts registered 379 yards of net offense in a Week 17 victory against Jacksonville (12/29). Started every game at right tackle in the regular season.
- Started at right tackle during the team's Wild Card Playoff win against Kansas City (1/4) and was part of an offensive line that assisted a Colts offense that recorded 536 total net yards, which set a franchise record for a postseason game and tied for the ninth-most in NFL postseason history. The offensive line only allowed 1.0 sack in the contest. Also blocked for quarterback Andrew Luck who threw for 443 yards and four touchdowns, which were both the second-highest totals for a postseason game in team history.

2012 (LIONS):

- Played and started in all 16 games and helped pave the way for 17 rushing touchdowns and 4,967 yards passing from QB Matthew Stafford.
- Part of a unit that ranked fourth in the NFL in sacks allowed per pass play.
- With the Lions starting lineup of Cherilus, LT-Jeff Backus, LG-Rob Sims, C-Dominic Raiola, and RG-Stephen Peterman in the team's season opener win against St. Louis (9/9), the offensive line became the unit that marked the first time a Lions team has started the same offensive line combination for three consecutive years since 1980-82 (LT-Karl Baldischeiler, LG-Homer Elias, C-Amos Fowler, RG-Russ Bolinger and RT-Keith Dorne). With starts by all five offensive linemen, they moved their collective total of regular season starts with the Lions to 494, the most starts by an offensive line unit with one team in the NFL.
- Part of the Lions offensive line effort in Week 3 at Tennessee (9/23) that helped Detroit's offense gain 583 yards against the Titans. Detroit set a new all-time team single-game record with 583 total yards, breaking the previous record of 582 against the New York Yanks on November 23, 1950. The offensive line opened holes and allowed the Lions to rush for 141 yards, which included 100 by running back Mikel Leshoure (first 100-yard game by a Lions player in an NFL debut since RB-Billy Sims in 1980). The Lions registered 11 first downs via the rush against Tennessee, tied for the most in a single game by Detroit since 2002.
- Was part of an offensive line that held the Eagles defense without a sack in the Lions comeback 26-23 overtime win at Philadelphia (10/14). The Lions also gained 138 yards on the ground and allowed just three tackles for loss on rushing plays for a total of four yards.
- The offensive line saw its best game of the season in Week 9 at Jacksonville (11/4), helping running backs Mikel Leshoure and Joique Bell combine for four rushing touchdowns against the Jaguars and 149 yards on the ground in a 31-14 win.
- Helped the Lions ground game to two rushing touchdowns from running backs Mikel Leshoure and Joique Bell in Week 12 against Houston on Thanksgiving Day (11/22).
- Contributed to an offensive line effort that allowed zero sacks against the Colts pass rush in Week 13 against Indianapolis (12/2).

2011 (LIONS):
- Started 15-of-16 games played at right tackle. The offense finished the season 10th in the NFL in sacks per pass play (5.1 pct.) yielding 36.0 sacks on 702 pass plays.
- The season opener at Tampa Bay (9/11) marked the first time since 1981-82 that the Lions had started the same offensive line (same personnel at same positions) in consecutive years on opening day.
- Helped anchor an offensive line that allowed the Lions to rush for 181 yards on 20 carries (9.1 avg.) and only 1.0 sack on 27 pass plays during a 24-13 win over Chicago (10/10).
- Helped pave the way for 104 yards rushing against Atlanta (10/23) against a defense that ranked sixth in the league in rushing yards per game. Maurice Morris finished with nine carries for 50 yards (5.6 avg.) and Keiland Williams finished with nine carries for 44 yards (4.9 avg.).
- Helped protect Matthew Stafford as he set a new franchise record with 63 passing attempts against Chicago (11/13).
- Started at right tackle in the team's Wild Card Playoff loss against New Orleans (1/7).

2010 (LIONS):
- Started all 12 games he appeared in at right tackle. Anchored the right side of the offensive line and helped the unit finish fifth in the NFL in sacks allowed per pass play (4.09 pct.), giving up just 27.0 sacks on 660 pass plays.
- Part of an offensive line against Philadelphia (9/19) that helped team gain 115 yards rushing, including 78 and two touchdowns from rookie running back Jahvid Best.
- Started at right tackle and was part of an offensive line that allowed just 1.0 sack on 33 pass plays in the Lions 44-6 win against St. Louis.
- In a 37-25 victory over Washington (10/31), started at right tackle for an offensive line that allowed 1.0 sack on 46 pass plays.
- Placed on Injured Reserve on December 15, 2010.

2009 (LIONS):
- Was the team's starting right tackle, starting in 15 games and was inactive for one contest.
- Started at right tackle in the season opener at New Orleans (9/13).
- Started at right tackle and helped the ground game produce 129 yards on 34 carries against Minnesota (9/20).
- Started at right tackle against Washington (9/27) and was part of an offensive line that allowed for 154 yards on the ground, including Kevin Smith's 101 rushing yards.

2008 (LIONS):
- Played in all 16 games with 13 starts.
- Saw the first game action of his professional career at Atlanta (9/7), and got playing time at right tackle in the home opener against Green Bay (9/14).
- The first start of his pro career occurred at San Francisco (9/21).
- Anchored the right side of an offensive line that led the way for the team's season-high 130 yards rushing on the ground and rookie running back Kevin Smith's first career 100-yard game (112 yards) at Carolina (11/16).
- Matched up through the game at Indianapolis (12/14) against defensive end Robert Mathis and helped the offensive line protect quarterback Dan Orlovsky as it allowed zero sacks on the day.

COLLEGE:
- After starting 37 consecutive games at right tackle for Boston College, Cherilus moved to the demanding left tackle position his senior year becoming an instrumental part of an offense that ranked seventh in the nation with an average of 323.9 aerial yards per game.
- As a senior in 2007, played one season with current Colts teammate Anthony Castonzo, who was a freshman at the time.
- As the recipient of the team's Unsung Hero Award in 2007, he also garnered All-Atlantic Coast Conference second-team honors and served as a team captain.
- Started all 13 games at right tackle as a sophomore and delivered 53 knockdown blocks and helped the Eagles lead the ACC in total offense, averaging 387.8 yards per game.
- Was the only redshirt freshman to start on Boston College's offensive line in 2004, helping the team average 385.4 yards per game in total offense.
- Closed out his career with 51 consecutive starts for the Eagles, setting a school record.

PERSONAL:
- Attended Somerville (Mass.) High School where he was a *Boston Globe* and *Boston Herald* All-Scholastic selection as a senior.
- Played tackle on both sides of the ball.
- Named to Tom Lemming's All-America team in 2002, the same season that he captured Massachusetts State Coaches Association All-State accolades.
- Excelled on Somerville's basketball team as a power forward and center.
- Performed in the shot put for the track team.
- A communications major, who graduated in the spring of 2007 from the College of Arts & Sciences.
- Came to the United States from Haiti at age 14 and became a U.S. citizen shortly thereafter.
- Born Gosder Cherilus on June 28, 1984, in Haiti and resides in Somerville, Mass.

CAREER GP/GS (POSTSEASON):
2013 IND: 16/16 (1/1)
2012 DET: 16/16
2011 DET: 16/15 (1/1)
2010 DET: 12/12
2009 DET: 15/15
2008 DET: 16/13
TOTAL: 91/87 (2/2)

TASHARD CHOICE

Running Back 5-10 210 Georgia Tech

NFL Exp: 6 (1st Year with Colts)
How Acquired: FA – 2013
Born: 11/20/84
GP/GS (Postseason): 88/4 (3/0)

43

CAREER TRANSACTIONS:
• Signed by the Colts as a free agent on December 9, 2013.
• Waived by the Buffalo Bills on December 4, 2013.
• Claimed off of waivers by Buffalo on November 23, 2011.
• Waived by the Washington Redskins on November 22, 2011.
• Claimed off of waivers by Washington on October 31, 2011.
• Waived by the Dallas Cowboys on October 28, 2011.
• Originally drafted by Dallas in the fourth-round (122nd overall) of the 2008 NFL Draft.

2013 (BILLS/COLTS):
• In 12 games with the Buffalo Bills, recorded 35 rushing attempts for 126 yards and a long rush of 20 yards. Also caught four passes for 10 yards.
• Played in his 75th career game, tallying one catch for one yard against Carolina (9/15).
• Carried the ball a season-high five times for 22 yards at Cleveland (10/3).
• Notched seven carries for a season-high 35 yards, including one 20-yard rush at New Orleans (10/27).
• Signed by the Colts as a free agent on December 9, 2013.
• In a Week 15 win against Houston (12/15), his first game as a member of the Colts, returned a first quarter kickoff 28 yards for a career-long. Also contributed with five carries for 18 yards.
• In a Week 16 win at Kansas City (12/22), tallied one carry for eight yards and also saw action on special teams.
• Compiled five carries for 18 yards while contributing with one catch for five yards in a Week 17 victory against Jacksonville (12/29).
• Saw action on special teams during the Colts Wild Card Playoff victory against Kansas City (1/4) and finished with two tackles.

2012 (BILLS):
• Appeared in 12 games and totaled 47 carries for 193 yards and one touchdown. Also caught four passes for nine yards.
• Recorded eight carries for 37 yards and one catch for no gain against Kansas City (9/16).
• Filled in for an injured C.J. Spiller and had the second-best statistical day of his career with 91 rushing yards on 20 carries. Also caught two passes for eight yards at Cleveland (9/23).
• Had six carries for 14 yards and one catch against Miami (11/15).
• Tallied 30 yards on five carries and added his first touchdown of the season against the New York Jets (12/30).

2011 (COWBOYS/REDSKINS/BILLS):
• While spending time with the Cowboys, Redskins and Bills, appeared in 13 games (one start) and tallied 57 carries for 152 yards and one touchdown. Also caught 19 passes for 124 yards.
• Rushed for 20 yards on five carries and had one reception for seven yards against Tennessee (12/4).
• Contributed with 15 yards on five carries and recorded three receptions for 41 yards against Miami (12/18).
• Rushed for four yards on one carry and scored his first touchdown as a Buffalo Bill at New England (1/2). Also had one reception for nine yards.
• Played in six games for Dallas, gaining 75 yards on 28 carries.
• Started his final game as a Cowboy against St. Louis (10/23) and rushed twice for eight yards before leaving the game with a shoulder injury.
• Was claimed by Washington off of waivers on Oct. 31.
• Saw action at running back against Dallas (11/20) and carried the ball six times for seven yards (1.7 avg.). Also recorded one reception for two yards.

2010 (COWBOYS):
• Finished third on the team in rushing with 243 yards on 66 attempts (3.7 avg.) and three touchdowns while playing in all 16 games.
• Added 17 receptions for 109 yards and three kickoff returns for 61 yards.
• Finished with four receptions for 27 yards and added his first career kickoff return for 27 yards against Jacksonville (10/31)
• Rushed once for a one-yard touchdown on Thanksgiving Day against New Orleans (11/25).
• Led the team with 100 rushing yards on 19 carries and added a touchdown in an overtime win at Indianapolis (12/5). The game marked his first career 100-yard outing and the second 100-yard rushing effort by a Dallas Cowboy for the season.
• Against Washington (12/19) led the team with 15 carries for 53 yards along with one rushing touchdown and added four catches for 31 yards.

2009 (COWBOYS):
• Finished third on the team in rushing with 349 yards on 64 attempts (5.5 avg.) and contributed with three touchdowns while playing in all 16 games.
• Also added 15 receptions for 132 yards and two tackles on special teams.
• Against Carolina (9/28), rushed for 82 yards on 18 carries with one score and had four catches for 36 yards. Also converted the first two-point conversion of the season on a rush.
• Recorded a team-best five receptions for 47 yards with a long reception of 28 yards at Denver (10/4). Also added 14 carries for 33 yards with a long run of 11 yards.
• Led the team with 92 rushing yards on eight carries with a long run of 36 yards for a touchdown at Kansas City (10/11).
• Took several snaps lined up at quarterback and had three rushes for 13 yards including a two-yard scoring run at Philadelphia (11/8). Also added one catch for eight yards and a tackle on special teams.
• Had a career-long 66-yard run against Oakland (11/26) as he took the direct snap from center. Marked the longest run by a Dallas Cowboy since Julius

CHOICE SINGLE-GAME HIGHS

Att:	23 at PIT (12/7/08)
Yards:	100 at IND (12/5/10)
TDs:	1, 10 times (Last: vs. NYJ 12/30/12)
LG:	66 vs. OAK (11/26/09)

Jones ran for a 77-yard touchdown against New Orleans on December 10, 2006. Finished with three carries for 67 yards.
• In his postseason debut against Philadelphia (1/9), carried the ball 14 times for 42 yards with one touchdown, the first of his playoff career. Also added one reception for six yards.

2008 (COWBOYS):

• Finished second on the team in rushing with 472 yards on 92 attempts (5.1 avg.) and two touchdowns while playing in all 16 games with three starts. Was also fifth on the team in receiving with 21 receptions for 185 yards.
• Made his NFL debut at Cleveland (9/7) and posted 26 yards on five carries along with one reception for two yards.
• At Arizona (10/12) recovered a fumble on a kickoff that led to a field goal attempt and recovered a surprise onside kick attempt by the Cardinals.
• Against Seattle (11/27), collected 57 yards on 11 rushing attempts.
• At Pittsburgh (12/7) made his first NFL start and led the team with 88 rushing yards on 23 carries. Also led the team with 78 receiving yards on five receptions, including a career-long 50-yard catch in a game that he accumulated 166 of the team's 289 total net yards.
• Against the New York Giants (12/14), finished with a season-high 91 yards on nine carries. Also scored his first career touchdown on a season-long rush of 38 yards while adding 52 receiving yards on four receptions.
• Earned his second career start against Baltimore (12/20) and led the team with 17 rushes for 90 yards and one touchdown while also recording a season-high seven receptions for 25 yards.
• Started the season finale at Philadelphia (12/28) and finished with a team-high 13 carries for 56 yards.

COLLEGE:

• Compiled 3,456 yards on 697 carries with 28 touchdowns and 41 receptions for 288 yards during his collegiate career at Oklahoma (2004) and Georgia Tech (2005-07).
• Earned First Team All-Atlantic Coast Conference honors from the league's coaches and media, leading the team and conference (18th in the nation) with 1,379 yards and 10 touchdowns on 261 carries during his senior season with the Yellow Jackets. Became the first player to lead the conference in rushing in consecutive seasons since 1998 and 1999.
• Had a string of 341 consecutive carries (from 2006-07) without a fumble snapped when he lost the ball against Maryland. Rushed for 100-plus yards in seven contests and had three two-touchdown games during his senior season. Opened his final campaign against Notre Dame with a then-game-best 196 rushing yards, only to top it against Miami with 204.
• As a junior, led the conference and ranked 13th in the nation with 1,473 rushing yards, the second-best single-season total in school history, while scoring 12 touchdowns and averaging 5.0 yards per rush on a school record 297 attempts.
• Set a school record with nine 100-plus-yard performances on the season, including a string of seven consecutive games with at least 100 rushing yards to close out the season while starting all 14 games in his first season as Tech's starting tailback.
• Was Georgia Tech's second-leading rusher in his first season with the school as a sophomore, finishing with 513 yards while tying for the team lead with six touchdowns as a reserve running back. He also added 14 catches for 76 yards.
• Spent his redshirt freshman season as a backup behind Adrian Peterson at Oklahoma and managed 22 carries for 100 yards.

PERSONAL:

• Was a first-team all-state pick and ranked as the 22nd best running back in the nation by Rivals.com as a senior at Lovejoy High School in Hampton, Ga.
• Finished his prep career with 129 carries for 1,200 yards and 17 touchdowns.
• Had his high school jersey retired.
• Graduated from Georgia Tech in December of 2007 with a degree in history, technology and society and was a two-time member of the ACC Academic Honor Roll.
• Cousin, Joe Burns, was a standout running back at Georgia Tech (1998-2001) and later played for the Buffalo Bills.

2013 GAME-BY-GAME STATISTICS

			Rushing					Receiving				
Date/Opp.	**GP**	**GS**	**No.**	**Yards**	**Avg.**	**LG**	**TD**	**No.**	**Yards**	**Avg.**	**LG**	**TD**
*9/8 vs. NE	1	0	0	0	0.0	0	0	0	0	0.0	0	0
*9/15 vs. CAR	1	0	0	0	0.0	0	0	1	1	1.0	1	0
*9/22 @ NYJ	1	0	2	-1	-0.5	3	0	0	0	0.0	0	0
*9/29 vs. BAL	1	0	3	11	3.7	7	0	0	0	0.0	0	0
*10/03 @ CLE	1	0	5	22	4.4	6	0	0	0	0.0	0	0
*10/13 vs. CIN	1	0	4	24	6.0	13	0	2	9	4.5	5	0
*10/20 @ MIA	1	0	6	16	2.7	5	0	0	0	0.0	0	0
*10/27 @ NO	1	0	7	35	5.0	20	0	0	0	0.0	0	0
*11/03 vs. KC	1	0	5	17	3.4	8	0	0	0	0.0	0	0
*11/10 @ PIT	1	0	0	0	0.0	0	0	0	0	0.0	0	0
*11/17 vs. NYJ	1	0	2	1	0.5	1	0	1	0	0.0	0	0
*12/01 vs. ATL	1	0	1	1	1.0	0	0	0	0	0.0	0	0
12/8 @ CIN	NOT ON TEAM											
12/15 vs. HOU	1	0	5	18	3.6	6	0	0	0	0.0	0	0
12/22 @ KC	1	0	1	8	8.0	8	0	0	0	0.0	0	0
12/29 vs. JAX	1	0	5	18	3.6	8	0	1	5	5.0	5	0
2013 TOTALS	**15**	**0**	**46**	**170**	**3.7**	**20**	**0**	**5**	**15**	**3.0**	**5**	**0**

*Games played with Buffalo Bills

CAREER REGULAR SEASON RETURN STATISTICS

Year	GP	GS	PR	FC	Yards	Avg.	LG	TD	KR	Yards	Avg.	LG	TD
2010	1	0	0	0	0	0.0	0	0	3	61	20.3	27	0
2013	1	0	0	0	0	0.0	0	0	1	28	28.0	28	0
TOTAL	**1**	**0**	**0**	**0**	**0**	**0.0**	**0**	**0**	**4**	**79**	**19.8**	**28**	**0**

2013 POSTSEASON GAME-BY-GAME STATISTICS

			Rushing					Receiving				
Date/Opp.	**GP**	**GS**	**No.**	**Yards**	**Avg.**	**LG**	**TD**	**No.**	**Yards**	**Avg.**	**LG**	**TD**
1/4 vs. KC	1	0	0	0	0.0	0	0	0	0	0.0	0	0
1/11 @ NE												
TOTAL	1	0	0	0	0.0	0	0	0	0	0.0	0	0

CAREER REGULAR SEASON STATISTICS

			Rushing					Receiving				
Year	**GP**	**GS**	**No.**	**Yards**	**Avg.**	**LG**	**TD**	**No.**	**Yards**	**Avg.**	**LG**	**TD**
2013 IND	15	0	46	170	0.0	20	0	5	15	0.0	5	0
2013 BUF	12	0	35	126	3.6	20	0	4	10	2.5	5	0
2012 BUF	12	0	47	193	4.1	22	1	4	9	2.3	5	0
*2011 TOTAL	13	1	57	152	2.7	14	1	19	124	6.5	18	0
2010 DAL	16	0	66	243	3.7	26	3	17	109	6.4	17	0
2009 DAL	16	0	64	349	5.5	66	3	15	132	8.8	50	0
2008 DAL	16	3	92	472	5.1	38t	2	21	185	8.8	50	0
TOTAL	**100**	**4**	**407**	**1,705**	**4.2**	**66**	**10**	**85**	**584**	**6.9**	**50**	**0**

*In 2011, played for Dallas, Washington and Buffalo

CAREER POSTSEASON STATISTICS

			Rushing					Receiving				
Year	**GP**	**GS**	**No.**	**Yards**	**Avg.**	**LG**	**TD**	**No.**	**Yards**	**Avg.**	**LG**	**TD**
2013 IND	1	0	0	0	0.0	0	0	0	0	0.0	0	0
2009 DAL	2	0	15	43	2.9	9	1	1	6	6.0	6	0
TOTAL	**3**	**0**	**15**	**43**	**2.9**	**9**	**1**	**1**	**6**	**6.0**	**6**	**0**

SPECIAL TEAMS TACKLES: 7 (2013 - 3, 2012 - 1, 2009 - 2, 2008 - 1)

ADDITIONAL STATISTICS: Returned one kick for 28 yards vs. Houston (12/15/13)

POSTSEASON SPECIAL TEAMS TACKLES: 2013 - 2

KAVELL CONNER

Inside Linebacker 6-0 245 Clemson

NFL Exp: 4 (4th Year With Colts)
How Acquired: D7 – 2010 (240th overall)
Born: 2/23/87
GP/GS (Postseason): 52/36 (3/1)

53

CAREER TRANSACTIONS:
• Selected by the Colts in the seventh-round (240th overall) of the 2010 NFL Draft.

2013 (COLTS):
• Listed as inactive for the team's Week 1 contest against Oakland (9/8).
• Was inactive for a Week 2 loss against Miami (9/15).
• Participated in his first game of the season at linebacker during the team's Week 3 win at San Francisco (9/22). Contributed with three tackles and one fumble recovery, which was the third of his career.
• Contributed with two special teams tackles and one pass defensed in the team's Week 4 victory at Jacksonville (9/29). Was part of a defense that held the Jaguars to 40 net rushing yards.
• Saw action at linebacker and on special teams during a Week 5 win against Seattle (10/6). Finished the game with five tackles (four solo).
• Was listed as inactive for the team's Week 6 loss at San Diego (10/14).
• Competed at linebacker and on special teams during a Week 7 win against Denver (10/20), but did not record a tackle.
• Finished with a career-high four special teams tackles during the team's Week 9 comeback victory at Houston (11/3).
• Participated on special teams in a Week 10 loss against St. Louis (11/10) and finished with one stop.
• In a Week 11 victory at Tennessee (11/14), saw action on special teams and finished with two tackles.
• Listed as inactive for a Week 12 contest at Arizona (11/24).
• Was inactive for the team's Week 13 win against Tennessee (12/1).
• Listed as inactive for the team's Week 14 contest at Cincinnati (12/8).
• Saw extensive time at linebacker and on special teams in a Week 15 win against Houston (12/15). Finished with four solo tackles and two special teams tackles.
• In a Week 16 win at Kansas City (12/22), logged one tackle and saw action on special teams, finishing with one stop.
• Finished with two tackles and one special teams stop in a Week 17 win against Jacksonville (12/29).
• Competed at linebacker and on special teams during the team's Wild Card Playoff victory against Kansas City (1/4). Totaled six tackles (five solo) and two special teams stops. Also provided a critical tackle on the goal line on second down to hold Kansas City to a field goal in the first quarter.

2012 (COLTS):
• Played in 14 games (12 starts) at inside linebacker, totaling 73 tackles (43 solo), 1.0 sack and four passes defensed. Was inactive for two games.
• Posted eight tackles and two tackles for loss at Chicago (9/9).
• Against the Vikings (9/16), compiled eight tackles (four solo), his first career sack and one pass defensed.
• Finished the game having totaled nine tackles (five solo) and one pass defensed against the New York Jets (10/14).
• Against Cleveland (10/21), tied for the team lead with seven tackles.
• Totaled five solo tackles in a Week 9 win against Miami (11/4) and added one pass defensed.
• Registered six tackles and one tackle for loss in the team's victory over Buffalo (11/25).
• Saw action on defense in the team's AFC Wild Card Playoff loss at Baltimore (1/6/13), but did not record a tackle.

2011 (COLTS):
• In his second season, competed in 16 games (15 starts) and totaled 104 tackles (50 solo), one forced fumble, one fumble recovery and two passes defensed.
• In the season opener at Houston (9/11), totaled five tackles (four solo), one tackle for loss and two passes defensed.
• Led the team with 10 tackles while adding one forced fumble against Cleveland (9/18).
• Posted a career-high 18 tackles (14 solo) and one tackle for loss at Tampa Bay (10/3).
• Finished with seven tackles (five solo) and one fumble recovery at Baltimore (12/11).

2010 (COLTS):
• Appeared in 12 games (nine starts) and was inactive for another four games. Finished the season with 47 tackles (31 solo), one forced fumble and one fumble recovery.
• Was one-of-five Colts players with double-digit special teams tackles (10).
• Made his NFL starting debut against the New York Giants (9/19) and recorded five tackles.
• Contributed with five tackles, one forced fumble and two special teams stops against Cincinnati (11/14).
• Finished with nine tackles against San Diego (11/28).
• Recorded four tackles, two special teams stops and one fumble recovery against Jacksonville (12/19).
• Tied a then-career-high with nine tackles against Tennessee (1/2).
• Started at linebacker in the Colts Wild Card Playoff game against the New York Jets (1/8) and registered eight tackles.

COLLEGE:
• A four-year letterman at Clemson who started 27-of-52 career games at linebacker. Finished his collegiate career with 263 tackles (132 solo), 14 tackles for loss, 3.0 sacks, two forced fumbles, one interception and six passes defensed.
• Led the Tigers in tackles during his final two seasons.
• Posted a career-best 103 tackles (55 solo), seven tackles for loss, 2.0 sacks and two forced fumbles as a senior.
• Totaled 97 tackles, 5.5 tackles for loss, 1.0 sack, three passes defensed and one interception as a junior.
• As a sophomore, compiled 36 tackles (27 solo), 1.5 tackles for loss and three passes defensed.
• Saw action in 12 games as a freshman and finished the season with 27 stops

CONNER SINGLE-GAME HIGHS

Tackles:	18 at TB (10/3/11)
Sacks:	1.0 vs. MIN (9/16/12)
FF:	1, two times (Last: vs. CLE 9/18/11)
FR:	1, three times (Last: at SF 9/22/13)

(15 solo).

PERSONAL:

- Attended Manchester High School in Midlothian, Va., and was a three-year starter at running back and safety.
- Finished with 1,301 yards and 25 touchdowns as a senior.
- Was a First Team All-AAA Central Region and All-Richmond Metro selection.
- Finished his prep career as the school's all-time leading rusher.
- Holds a degree in sociology.
- A native of Richmond, Va.

2013 GAME-BY-GAME STATISTICS

Date/Opp.	GP	GS	Solo	Asst.	Total	Sacks	PD	FF	FR	INT	Yds	Avg.	LG	TD
9/8 vs. OAK						INACTIVE								
9/15 vs. MIA						INACTIVE								
9/22 @ SF	1	0	3	0	3	0.0	0	0	1	0	0	0.0	0	0
9/29 @ JAX	1	0	0	0	0	0.0	1	0	0	0	0	0.0	0	0
10/6 vs. SEA	1	0	4	1	5	0.0	0	0	0	0	0	0.0	0	0
10/14 @ SD						INACTIVE								
10/20 vs. DEN	1	0	0	0	0	0.0	0	0	0	0	0	0.0	0	0
11/3 @ HOU	1	0	0	0	0	0.0	0	0	0	0	0	0.0	0	0
11/10 vs. STL	1	0	0	0	0	0.0	0	0	0	0	0	0.0	0	0
11/14 @ TEN	1	0	0	0	0	0.0	0	0	0	0	0	0.0	0	0
11/24 @ ARZ						INACTIVE								
12/1 vs. TEN						INACTIVE								
12/8 @ CIN						INACTIVE								
12/15 vs. HOU	1	0	4	0	4	0.0	0	0	0	0	0	0.0	0	0
12/22 @ KC	1	0	1	0	0	0.0	0	0	0	0	0	0.0	0	0
12/29 vs. JAX	1	0	2	0	2	0.0	0	0	0	0	0	0.0	0	0
2013 TOTALS	**10**	**0**	**14**	**1**	**14**	**0.0**	**1**	**0**	**1**	**0**	**0**	**0.0**	**0**	**0**

2013 POSTSEASON GAME-BY-GAME STATISTICS

Date/Opp.	GP	GS	Solo	Asst.	Total	Sacks	PD	FF	FR	INT	Yds	Avg.	LG	TD
1/4 vs. KC	1	0	5	1	6	0.0	0	0	0	0	0	0.0	0	0
1/11 @ NE														
TOTAL	**1**	**0**	**5**	**1**	**6**	**0.0**	**0**	**0**	**0**	**0**	**0**	**0.0**	**0**	**0**

CAREER REGULAR SEASON STATISTICS

Year	GP	GS	Solo	Asst.	Total	Sacks	PD	FF	FR	INT	Yds	Avg.	LG	TD
2013 IND	10	0	14	1	14	0.0	1	0	1	0	0	0.0	0	0
2012 IND	14	12	43	30	73	1.0	4	0	0	0	0	0.0	0	0
2011 IND	16	15	50	54	104	0.0	2	1	1	0	0	0.0	0	0
2010 IND	12	9	31	16	47	0.0	0	1	1	0	0	0.0	0	0
TOTAL	**52**	**36**	**138**	**101**	**238**	**1.0**	**7**	**2**	**3**	**0**	**0**	**0.0**	**0**	**0**

CAREER POSTSEASON STATISTICS

Year	GP	GS	Solo	Asst.	Total	Sacks	PD	FF	FR	INT	Yds	Avg.	LG	TD
2013 IND	1	0	5	1	6	0.0	0	0	0	0	0	0.0	0	0
2012 IND	1	0	0	0	0	0.0	0	0	0	0	0	0.0	0	0
2010 IND	1	1	8	0	8	0.0	0	0	0	0	0	0.0	0	0
TOTAL	**3**	**1**	**13**	**1**	**14**	**0.0**	**0**	**0**	**0**	**0**	**0**	**0.0**	**0**	**0**

SPECIAL TEAMS TACKLES: 24 (2013 - 12, 2012 – 2, 2010 - 10)

POSTSEASON SPECIAL TEAMS TACKLES: 2013 - 2



VONTAE DAVIS

Cornerback 5-11 204 Illinois

NFL Exp: 5 (2nd Year With Colts)
How Acquired: TR – 2012 (Miami)
Born: 5/27/88
GP/GS (Postseason): 69/61 (2/2)

23

CAREER TRANSACTIONS:

- Acquired by the Colts in a trade with the Miami Dolphins in exchange for a second-round pick and a conditional late-round pick in the 2013 NFL Draft.
- Originally selected by the Dolphins in the first-round (25th overall) of the 2009 NFL Draft.

PRO CAREER:

- Named AFC Defensive Player of the Week after recording two interceptions against the Houston Texans (12/30/12).
- Led the Dolphins with four interceptions in 2009 and 2011.
- In 2009, became Miami's first rookie to lead the team in interceptions since safety Louis Oliver had four in 1989. Was one of only two rookie cornerbacks ever to lead the Dolphins in interceptions, along with Lloyd Mumphord, who had five in his rookie season in 1969.

2013 (COLTS):

- Started at right cornerback in the regular season opener against Oakland (9/8) and posted two solo tackles.
- Contributed with three solo tackles in the team's Week 2 loss against Miami (9/15) starting at right cornerback.
- In a Week 3 victory at San Francisco (9/22), started at right cornerback and finished with one tackle. Was part of a secondary that limited 49ers quarterback Colin Kaepernick to two completions in the first half and 139 total net passing yards.
- Totaled three tackles, one interception and two passes defensed starting at cornerback in the team's Week 4 win at Jacksonville (9/29). The interception was his first of the season and the 13th of his career. Was part of a secondary that totaled three interceptions and held the Jaguars to 165 net passing yards.
- Started at right cornerback in a Week 5 win against Seattle (10/6) and posted three tackles and one pass defensed in the contest.
- Finished with seven tackles (five solo) making a start at right cornerback in the team's Week 6 loss at San Diego (10/14).
- Turned in an impressive performance in a Week 7 victory against Denver (10/20). Recorded five tackles (four solo) and two passes defensed. Was part of a secondary that held the Broncos and quarterback Peyton Manning to 2013 single-game first half lows in net yards (134) and net passing yards (101).
- Started at right cornerback in the team's Week 9 comeback victory at Houston (11/3) and finished with two tackles and one pass defensed.
- In a Week 10 loss against St. Louis (11/10), contributed with two tackles and one pass defensed starting at right cornerback.
- Contributed with four solo tackles in the team's Week 11 victory at Tennessee (11/14), making a start at right cornerback.
- Started at right cornerback in a Week 12 loss at Arizona (11/24) and finished with four tackles and one pass defensed.
- Finished with four tackles (three solo), making a start at right cornerback in the team's Week 13 win against Tennessee (12/1).
- Tallied two tackles and one pass defensed starting at right cornerback in a Week 14 loss at Cincinnati (12/8).
- In a Week 15 victory against Houston (12/15), started at right cornerback and compiled three solo tackles and one pass defensed.
- Started at right cornerback in a Week 16 victory at Kansas City (12/22) and finished with three solo tackles and two passes defensed. Was part of a secondary that held the Chiefs to 132 net passing yards.
- In a Week 17 win against Jacksonville (12/29), started at right cornerback, but left the game with a groin injury.
- Started at right cornerback during the team's Wild Card Playoff win against Kansas City (1/4) and posted three solo tackles.

2012 (COLTS):

- Started all 10 games he played in and compiled 53 tackles (40 solo), seven passes defensed, three interceptions and 1.0 sack.
- Started his first game as a member of the Colts at left cornerback against Chicago (9/9). Finished the game with five tackles.
- Finished with seven tackles (five solo) against Minnesota (9/16).
- Recorded three tackles and one pass defensed against Jacksonville (9/23).
- Returned from an ankle injury to start at right cornerback at Detroit (12/2) and finished the game with six solo tackles, one tackle for loss and one pass defensed.
- Finished with eight tackles (seven solo), contributed with his first sack of the season and added one pass defensed against Tennessee (12/9).
- Led the secondary with nine solo tackles at Houston (12/16). His nine tackles marked a season-high.
- Intercepted his first pass as a member of the Colts when he picked Brady Quinn in the end zone to stall a potential Chiefs touchdown at Kansas City (12/23). It was the second interception of the game for the Colts and the 10th of Davis' career. Finished the game with six tackles and two passes defensed.
- Named AFC Defensive Player of the Week after tallying two interceptions against Houston (12/30). His first interception led to a Colts touchdown and his second allowed the Colts to run the clock out for the victory. Also contributed with five solo tackles and three passes defensed.
- Started at right cornerback in his first career playoff game and contributed with one tackle and a team-high three passes defensed at Baltimore (1/6).

2011 (DOLPHINS):

- Started all 12 games in which he played, finishing the season with 43 tackles (39 solo) and a team-leading four interceptions for 60 yards and nine passes defensed.
- Also contributed with 1.0 sack.
- Finished tied for second on the team in tackles with six stops against Houston (9/18) despite missing some of the game with a hamstring injury.
- Finished tied for second on the team in tackles with six stops vs. the New York Jets (10/17).
- Had four tackles and one interception against Washington (11/13), picking off a Rex Grossman pass and returning it 28 yards.
- Finished second on the team in tackles with five stops and had one interception at Dallas (11/23), picking off a Tony Romo pass and returning it 25 yards.
- Had four tackles including his first career sack against Oakland (12/4), tackling

DAVIS SINGLE-GAME HIGHS

Tackles:	9 at HOU (12/16/12)
Int:	2, two times (Last: vs. HOU 12/30/12)
PD:	3 vs. HOU (12/30/12)

Raiders quarterback Carson Palmer for a seven-yard loss.
- Had five tackles and two interceptions at Buffalo (12/18), picking off Bills quarterback Ryan Fitzpatrick twice for a total of seven return yards, marking his first career game of two-or-more interceptions.
- Inactive four games, with three of those due to a hamstring injury.

2010 (DOLPHINS):
- Started 15-of-16 games, finishing the season with 51 tackles (43 solo), a team-leading 12 passes defensed and one interception.
- Had six tackles and two passes defensed at Minnesota (9/19), including an interception, picking off a Brett Favre pass.
- Matched against Patriots wide receiver Randy Moss the majority of the game against New England (10/4) and helped hold Moss without a catch for only the fifth time in his career.
- Had seven tackles and one pass defensed at Baltimore (11/7).
- Competed against Titans wide receiver Randy Moss the majority of the game against Tennessee (11/14) and helped hold Moss to one catch for 26 yards.
- Finished tied for second on the team in tackles with four stops vs. Cleveland (12/5).

2009 (DOLPHINS):
- Started nine games and finished the season with 48 tackles (44 solo) to go along with 11 passes defensed and a team-leading four interceptions that he returned for a total of 64 yards with one touchdown.
- Became the first Dolphins rookie to lead the team in interceptions since safety Louis Oliver had four in 1989.
- One of only two rookie cornerbacks ever to lead the Dolphins in interceptions, along with Lloyd Mumphord, who had five in his rookie season in 1969.
- His four interceptions rank tied for fifth all-time among Dolphins rookies.
- Made his Dolphins and NFL debut in a reserve role at Atlanta (9/13).
- Had two tackles and one interception against Buffalo (10/4), picking off a Trent Edwards pass and returning it 23 yards for a touchdown, marking both his first NFL interception and his first NFL touchdown.
- Made his first career NFL start and had six tackles and two passes defensed against the New York Jets (11/1).
- Had six tackles and two passes defensed at New England (11/8), including an interception, picking off a Tom Brady pass and returning it 15 yards.
- Had three tackles and one interception against New England (12/6), picking off a Tom Brady pass in the end zone for a touchback.
- Had three tackles, one pass defensed and one interception at Tennessee (12/20), coming when he picked off a Vince Young pass in the first series of the game and returning it 26 yards.
- Finished second on the team in tackles with six stops and added two passes defensed against Houston (12/27).

COLLEGE:
- Started 34-of-36 games played as a three-year starter at Illinois and posted career statistics of 206 tackles (139 solo), seven interceptions, three forced fumbles, two fumble recoveries and 22 passes defensed.
- Added nine kickoff returns for 215 yards (23.9 avg.) and returned a blocked punt for a touchdown.
- Started 11-of-12 games as a junior in 2008 and was named a consensus All-Big Ten Conference first-team selection after he posted a career-high 78 tackles (53 solo) and tied for second in the conference with three forced fumbles to go along with two interceptions, eight passes defensed and a fumble recovery.
- Started all 12 games as a sophomore in 2007 and was the only sophomore semifinalist for the Jim Thorpe Award.
- Selected All-Big Ten Conference first-team by the league's coaches and earned second-team honors from the media.
- Recorded 76 tackles (56 solo) and ranked sixth in the league with eight passes defensed and four interceptions.
- Blocked two punts for 31 yards in returns, including a touchdown and added 116 yards on four kickoff returns (29.0 avg.).
- Started 11-of-12 games in which he played as a freshman in 2006 and was honored as a Freshman All-America selection by *The Sporting News*, *Scout.com* and *Rivals.com*.
- Earned honorable mention All-Big Ten Conference honors by both the coaches and the media.
- Named the team's Rookie of the Year.
- Recorded 52 tackles (30 solo), an interception, a fumble recovery and six passes defensed.
- Majored in speech communications.

PERSONAL:
- Attended Dunbar Senior High School in Washington, D.C.
- Selected as a PrepStar AII-America choice and Washington D.C. Gatorade Player of the Year.
- Rated the top recruit in the Washington D.C. area.
- Was named to the *Washington Post* All-Metro team, in addition to picking up DCIAA West first-team all-conference honors.
- Had eight interceptions and 38 solo tackles as a senior, while adding 25 receptions for 612 yards and recording over 1,000 all-purpose yards.
- Led Dunbar High to a 9-2 record and a win in the Turkey Bowl, the DCIAA city championship game.
- Also lettered in track.
- In 2012, supported Operation HOPE's Banking On Our Future (BOOF) and the Entrepreneurship Training Program at the HOPE Financial Dignity Center in Washington, D.C.
- Brother, Vernon, played tight end at Maryland and was the sixth overall pick in the 2006 NFL Draft by the San Francisco 49ers, making them the third set of brothers to both be first-round NFL draft choices, joining Eli (2004, QB, 1st overall, San Diego/Traded to New York Giants) and Peyton Manning (1998, QB, 1st overall, Indianapolis) and Jerome (2003, DE, 15th overall, Philadelphia) and Stocker McDougle (2000, T, 20th overall, Detroit).
- Born in Washington, D.C.

2013 GAME-BY-GAME STATISTICS

Date/Opp.	GP	GS	Solo	Asst.	Total	Sacks	PD	FF	FR	INT	Yds	Avg.	LG	TD
9/8 vs. OAK	1	1	2	0	2	0.0	1	0	0	0	0	0.0	0	0
9/15 vs. MIA	1	1	3	0	3	0.0	0	0	0	0	0	0.0	0	0
9/22 @ SF	1	1	0	1	1	0.0	0	0	0	0	0	0.0	0	0
9/29 @ JAX	1	1	3	0	3	0.0	2	0	0	1	0	0.0	0	0
10/6 vs. SEA	1	1	3	0	3	0.0	1	0	0	0	0	0.0	0	0
10/14 @ SD	1	1	5	2	7	0.0	0	0	0	0	0	0.0	0	0
10/20 vs. DEN	1	1	4	1	5	0.0	2	0	0	0	0	0.0	0	0
11/3 @ HOU	1	1	2	0	2	0.0	1	0	0	0	0	0.0	0	0
11/10 vs. STL	1	1	2	0	2	0.0	1	0	0	0	0	0.0	0	0
11/14 @ TEN	1	1	4	0	4	0.0	0	0	0	0	0	0.0	0	0
11/24 @ ARZ	1	1	3	1	4	0.0	1	0	0	0	0	0.0	0	0
12/1 vs. TEN	1	1	3	1	4	0.0	0	0	0	0	0	0.0	0	0
12/8 @ CIN	1	1	2	0	2	0.0	1	0	0	0	0	0.0	0	0
12/15 vs. HOU	1	1	3	0	3	0.0	1	0	0	0	0	0.0	0	0
12/22 @ KC	1	1	3	0	3	0.0	2	0	0	0	0	0.0	0	0
12/29 vs. JAX	1	1	0	0	0	0.0	0	0	0	0	0	0.0	0	0
2013 TOTALS	**16**	**16**	**42**	**6**	**48**	**0.0**	**13**	**0**	**0**	**1**	**0**	**0.0**	**0**	**0**

2013 POSTSEASON GAME-BY-GAME STATISTICS

Date/Opp.	GP	GS	Solo	Asst.	Total	Sacks	PD	FF	FR	INT	Yds	Avg.	LG	TD
1/4 vs. KC	1	0	3	0	3	0.0	0	0	0	0	0	0.0	0	0
1/11 @ NE														
TOTAL	**1**	**0**	**3**	**0**	**3**	**0.0**	**0**	**0**	**0**	**0**	**0**	**0.0**	**0**	**0**

CAREER REGULAR SEASON STATISTICS

Year	GP	GS	Solo	Asst.	Total	Sacks	PD	FF	FR	INT	Yds	Avg.	LG	TD
2013 IND	16	16	42	6	48	0.0	13	0	0	1	0	0.0	0	0
2012 IND	10	10	40	13	53	1.0	7	0	0	3	26	8.7	26	0
2011 MIA	12	12	39	4	43	1.0	9	0	0	4	60	15.0	28	0
2010 MIA	16	15	43	8	51	0.0	12	1	0	1	0	0.0	0	0
2009 MIA	16	9	44	4	48	0.0	11	0	0	4	64	16.0	26	1
TOTAL	**70**	**62**	**208**	**35**	**243**	**2.0**	**52**	**1**	**0**	**13**	**150**	**11.538**	**28**	**1**

CAREER POSTSEASON STATISTICS

Year	GP	GS	Solo	Asst.	Total	Sacks	PD	FF	FR	INT	Yds	Avg.	LG	TD
2013 IND	1	0	3	0	3	0.0	0	0	0	0	0	0.0	0	0
2012 IND	1	1	0	1	1	0.0	3	0	0	0	0	0.0	0	0
TOTAL	**2**	**1**	**3**	**1**	**4**	**0.0**	**3**	**0**	**0**	**0**	**0**	**0.0**	**0**	**0**

JACK DOYLE

Tight End 6-6 258 Western Kentucky

NFL Exp: R (1st Year with Colts)
How Acquired: W – 2013 (TEN)
Born: 5/5/90
GP/GS (Postseason): 14/4 (1/0)

84

CAREER TRANSACTIONS:

• Claimed off waivers (Tennessee) by the Colts on September 1, 2013.
• Signed by the Tennessee Titans as an undrafted free agent on May 10, 2013.

2013 (COLTS):

• Listed as inactive for the regular season opener against Oakland (9/8).
• Was active for his first career NFL game in a Week 2 meeting against Miami (9/15), but did not play.
• Participated in his first career NFL game in a Week 3 contest at San Francisco (9/22). Saw action on special teams.
• Competed on special teams during the team's Week 4 victory at Jacksonville (9/29), but did not record a tackle.
• In a Week 5 win against Seattle (10/6) saw action on special teams, but did not finish with a tackle.
• Saw action at tight end and on special teams in a Week 6 loss at San Diego (10/14). Assisted a Colts rushing attack that totaled 74 yards.
• In a Week 7 win against Denver (10/20), made his first career NFL recpetion on a seven-yard pass from quarterback Andrew Luck in the third quarter. Also contributed with one tackle on special teams.
• Made his first career NFL start during the team's Week 9 win at Houston (11/3), but did not register a catch.
• Started his second consecutive game at tight end in a Week 10 loss against St. Louis (11/10), but did not finish with a reception.
• Competed at tight end during the team's Week 11 victory at Tennessee (11/14) and assisted the Colts in rushing for 137 yards, the team's seventh 100-yard rushing performance of the season.
• In a Week 12 loss at Arizona (11/24), started at tight end and blocked for the Colts to rush for 80 yards on 15 carries.
• Saw action at tight end during the team's Week 13 win against Tennessee. Assisted a Colts rushing attack that finished with 104 yards, the team's eighth 100-yard performance of the year.
• Made a start at tight end during the team's Week 14 loss at Cincinnati (12/8). Finished the game with one reception for eight yards and one special teams tackle.
• In a Week 15 win against Houston (12/15), competed at tight end and on special teams. Finished with one reception and contributed with one special teams stop.
• Caught one pass for six yards in a Week 16 victory at Kansas City (12/22).
• Posted one reception for two yards and assisted a Colts rushing attack that finished with 80 yards in a Week 17 win against Jacksonville (12/29).
• Competed in his first career playoff game during the team's Wild Card Playoff victory against Kansas City (1/4). Assisted the Colts in rushing for 100 total yards as running back Donald Brown led the team with 55 yards on 11 carries while adding a rushing and receiving touchdown.

COLLEGE:

• In four seasons at Western Kentucky University, totaled 162 receptions for 1,769 yards and eight touchdowns in 42 games played.
• Finished second on WKU's all-time career receptions list.
• As a senior in 2012, was named First Team All-Sun Belt Conference after setting career highs with 53 receptions and five touchdowns. Also posted 566 receiving yards.
• Led the team in receptions and receiving yards for the second consecutive season.
• Was one-of-eight semifinalists for the John Mackey Award, given annually to the nation's top tight end.
• Helped guide WKU to its first FBS bowl game in school history (Little Caesars Pizza Bowl against Central Michigan).
• As a junior in 2011, named a Second Team All-Sun Belt Conference performer after leading the team and setting career highs in receptions (52) and receiving yards (614) while playing in all 12 regular season games for the first time in his career.

PERSONAL:

• Earned three letters in football at Cathedral High School in Indianapolis.
• Earned Special Selection All-State, Associated Press Honorable Mention All-State, Indianapolis Star Honorable Mention All-City and First Team All-Catholic honors.
• Posted 21 receptions for 400 yards and four touchdowns during his senior season.
• Was a key member of the 2006 state championship team.
• Also lettered in rugby, winning a state title in 2008.
• Majored in physical education.

DOYLE SINGLE-GAME HIGHS

Rec:	1, five times (Last vs. JAX 12/29/13)
Yards:	8 at CIN (12/8/13)
TDs:	0
LG:	8 at CIN (12/8/13)

2013 GAME-BY-GAME STATISTICS

			Receiving					Rushing				
Date/Opp.	**GP**	**GS**	**No.**	**Yards**	**Avg.**	**LG**	**TD**	**No.**	**Yards**	**Avg.**	**LG**	**TD**
9/8 vs. OAK						INACTIVE						
9/15 vs. MIA						DID NOT PLAY						
9/22 @ SF	1	0	0	0	0.0	0	0	0	0	0.0	0	0
9/29 @ JAX	1	0	0	0	0.0	0	0	0	0	0.0	0	0
10/6 vs. SEA	1	0	0	0	0.0	0	0	0	0	0.0	0	0
10/14 @ SD	1	0	0	0	0.0	0	0	0	0	0.0	0	0
10/20 vs. DEN	1	0	1	7	7.0	7	0	0	0	0.0	0	0
11/3 @ HOU	1	1	0	0	0.0	0	0	0	0	0.0	0	0
11/10 vs. STL	1	1	0	0	0.0	0	0	0	0	0.0	0	0
11/14 @ TEN	1	0	0	0	0.0	0	0	0	0	0.0	0	0
11/24 @ ARZ	1	1	0	0	0.0	0	0	0	0	0.0	0	0
12/1 vs. TEN	1	0	0	0	0.0	0	0	0	0	0.0	0	0
12/8 @ CIN	1	1	1	8	8.0	8	0	0	0	0.0	0	0
12/15 vs. HOU	1	0	1	-4	-4.0	-4	0	0	0	0.0	0	0
12/22 @ KC	1	0	1	6	6.0	6	0	0	0	0.0	0	0
12/29 vs. JAX	1	0	1	2	2.0	2	0	0	0	0.0	0	0
2013 TOTALS	**14**	**4**	**5**	**19**	**3.8**	**8**	**0**	**0**	**0**	**0.0**	**0**	**0**

2013 POSTSEASON GAME-BY-GAME STATISTICS

			Receiving					Rushing				
Date/Opp.	**GP**	**GS**	**No.**	**Yards**	**Avg.**	**LG**	**TD**	**No.**	**Yards**	**Avg.**	**LG**	**TD**
1/4 vs. KC	1	0	0	0	0	0	0	0	0	0	0	0
1/11 @ NE												
TOTAL	1	0	0	0	0.0	0	0	0	0	0.0	0	0

CAREER REGULAR SEASON STATISTICS

			Receiving					Rushing				
Year	**GP**	**GS**	**No.**	**Yards**	**Avg.**	**LG**	**TD**	**No.**	**Yards**	**Avg.**	**LG**	**TD**
2013 IND	14	4	5	19	3.8	8	0	0	0	0.0	0	0
TOTAL	**14**	**4**	**5**	**19**	**3.8**	**8**	**0**	**0**	**0**	**0.0**	**0**	**0**

SPECIAL TEAMS TACKLE: 3 (2013 - 3)

CAREER POSTSEASON STATISTICS

			Receiving					Rushing				
Year	**GP**	**GS**	**No.**	**Yards**	**Avg.**	**LG**	**TD**	**No.**	**Yards**	**Avg.**	**LG**	**TD**
2013 IND	1	0	0	0	0.0	0	0	0	0	0.0	0	0
TOTAL	**1**	**0**	**0**	**0**	**0.0**	**0**	**0**	**0**	**0**	**0.0**	**0**	**0**

COBY FLEENER

Tight End 6-6 251 Stanford

NFL Exp: 2 (2nd Year with Colts)
How Acquired: D2 – 2012 (34th overall)
Born: 9/20/88
GP/GS (Postseason): 28/22 (2/2)

80

CAREER TRANSACTIONS:
• Selected by the Colts in the second-round (34th overall) of the 2012 NFL Draft.

PRO CAREER:
• Ranked second among NFL rookie tight ends with 26 receptions for 281 yards in 2012.
• Caught his first NFL touchdown on a 26-yard reception at Detroit (12/2/12).
• Posted his first career 100-yard receiving performance (107) in the team's victory at Tennessee on November 14, 2013.

2013 (COLTS):
• Caught one pass for seven yards in the regular season opener against Oakland (9/8).
• Started at tight end in the team's Week 2 loss against Miami (9/15) and contributed with four catches for 69 yards and one touchdown. His 40-yard catch in the first quarter was the longest of his career while the touchdown was the third of his career and the first since the 2012 regular season finale against the Houston Texans.
• Caught two passes for 13 yards in the team's Week 3 victory at San Francisco (9/22).
• In a Week 4 win at Jacksonville (9/29) finished the contest with five receptions for 77 yards and one touchdown. It was his second-highest career receiving total behind an 82-yard performance in his rookie debut against Chicago in the 2012 regular season opener (82 yards on Sept. 9, 2012). The touchdown was the fourth of his career and his second this season.
• Started at tight end in the team's Week 5 win against Seattle (10/6) and finished with two receptions for 15 yards.
• Finished with three receptions for 16 yards during the team's Week 6 loss at San Diego (10/14).
• Tied the team lead with five receptions while adding 38 receiving yards and one touchdown in the team's Week 7 victory against Denver (10/20). Was on the receiving end of the team's third touchdown of the first half when quarterback Andrew Luck ran the two-minute drill and found him for an eight-yard touchdown and a 26-14 halftime lead.
• Finished second on the team with three catches for 64 yards starting at tight end in the team's Week 9 victory at Houston (11/3). Logged a career-long 44-yard reception in the first quarter and added a two-point conversion in the fourth quarter.
• Made a start at tight end in a Week 10 loss against St. Louis (11/10) and finished with four receptions for 33 yards, including a long catch of 12 yards.
• Led the team in receiving and established career highs with eight receptions for 107 yards in a Week 11 win at Tennessee (11/14). The last Colts tight end to record 100-plus receiving yards in a game prior to Fleener was Jacob Tamme who finished with 108 yards at Philadelphia on Nov. 7, 2010. Finished the game with three receptions over 15 yards (39, 17 and 16).
• In a Week 12 loss at Arizona (11/24), started at tight end and caught four passes for 55 yards and one touchdown on a 17-yard catch.
• Started at tight end in the team's Week 13 victory against Tennessee (12/1). Led the team with 50 receiving yards on three receptions while adding a long gain of 21 yards in the first quarter.
• Caught five passes for 31 yards starting at tight end in a Week 14 loss at Cincinnati (12/8).
• Started at tight end in a Week 15 victory against Houston (12/15). Did not finish with a reception, but assisted a Colts rushing attack in generating 152 total yards.
• Totaled two catches for eight yards starting at tight end in a Week 16 victory at Kansas City (12/22).
• In a Week 17 win against Jacksonville (12/29) started at tight end and caught one pass for 25 yards.
• Started at tight end during the team's Wild Card Playoff victory against Kansas City (1/4). Caught five passes for 46 yards and notched his first career postseason touchdown in the third quarter to cut Kansas City's lead to 41-31.

2012 (COLTS):
• Played in 12 games (10 starts) in his rookie season. Caught 26 passes for 281 yards and two touchdowns.
• In his first career NFL game, started at tight end against Chicago (9/9) and ranked second on the team in receiving with six receptions for 82 yards (13.7 avg.) and a long reception of 24 yards.
• Finished second on the team in receiving with five catches for 41 yards against Green Bay (10/7).
• Started at tight end and caught four passes for 42 yards against the New York Jets (10/14).
• Returned from a shoulder injury to start at tight end at Detroit (12/2). Caught his first career touchdown on a 26-yard toss from Andrew Luck in the second quarter. The catch was also his longest of the season.
• Caught one pass for a one-yard touchdown, his second of the season against Houston (12/30).
• Started at tight end and caught three passes for 25 yards in the team's AFC Wild Card Playoff loss at Baltimore (1/6/13).

COLLEGE:
• Appeared in 51 games (16 starts) with the Stanford Cardinal, amassing 1,543 yards and 18 touchdowns on 96 receptions. Also contributed with three solo tackles and two blocked kicks.
• Earned First Team All-America honors from *The Sporting News*, adding second-team accolades from *Yahoo! Sports* and third-team recognition from *The NFL Draft Report* following his senior season.
• Named a First Team All-Pac-12 Conference selection in 2011 and a Second Team All-Pac-10 Conference choice by the league's coaches and media in 2010.
• Recorded 10 touchdown grabs in 2011 to tie Troy Walters (1999) and Ken Margerum (1979) for third on the Cardinal season record list.
• Tied Tony Hill (1973-76) and Vincent White (1979-1982) for fifth on the school career record list with 18 touchdown receptions.
• Set the Stanford record for highest average per reception by a tight end (19.6) as a senior, ranking fifth on the school's overall annual record chart.

PERSONAL:
• Attended Joliet (Ill.) Catholic Academy and was regarded as one of the best tight ends in the state.
• Rated the state's 15th-best overall prospect and the 40th-best tight end in the nation by *Rivals.com*.

FLEENER SINGLE-GAME HIGHS

Rec:	8 at TEN (11/14/13)
Yards:	107 at TEN (11/14/13)
TDs:	1, six times (Last: at ARZ 11/24/13)
LG:	44 at HOU (11/3/13)

- Named all-conference, all-area, all-state and academic all-state, in addition to receiving All-East Suburban Catholic Football League accolades. Also added all-state recognition from *Tom Lemming's Prep Football Report* and All-Midwest honors from *PrepStar*.
- Finished his senior season with 34 receptions for 706 yards and eight touchdowns.
- Earned all-area honors for basketball.
- Served as a co-spokesperson for "Find Your Favorite" Campaign encouraging youth to be healthy by eating fruits and vegetables.
- Participated in the Colts QB Shopping event with Shepherd Community Center as a volunteer shopper.
- Participated in the 2012 Colts Rookie Community Blitz at Concord Neighborhood Center, helping local children with reading, crafts and fitness activities.
- As a part of the Colts Community Ticket Block program, joined 2012 rookie teammates in donating 10 tickets per game to youth organizations.
- Majored in science, technology and society at Stanford and earned a master's degree in media studies.
- A native of Lemont, Ill.

2013 GAME-BY-GAME STATISTICS

			Receiving					Rushing				
Date/Opp.	**GP**	**GS**	**No.**	**Yards**	**Avg.**	**LG**	**TD**	**No.**	**Yards**	**Avg.**	**LG**	**TD**
9/8 vs. OAK	1	0	1	7	7.0	7	0	0	0	0.0	0	0
9/15 vs. MIA	1	1	4	69	17.3	40	1	0	0	0.0	0	0
9/22 @ SF	1	0	2	13	6.5	7	0	0	0	0.0	0	0
9/29 @ JAX	1	0	5	77	15.4	31t	1	0	0	0.0	0	0
10/6 vs. SEA	1	1	2	15	7.5	11	0	0	0	0.0	0	0
10/14 @ SD	1	1	3	16	5.3	9	0	0	0	0.0	0	0
10/20 vs. DEN	1	1	5	38	7.6	21	1	0	0	0.0	0	0
11/3 @ HOU	1	1	3	64	21.3	44	0	0	0	0.0	0	0
11/10 vs. STL	1	1	4	33	8.3	12	0	0	0	0.0	0	0
11/14 @ TEN	1	0	8	107	13.4	39	0	0	0	0.0	0	0
11/24 @ ARZ	1	1	4	55	13.8	17t	1	0	0	0.0	0	0
12/1 vs. TEN	1	1	3	50	16.7	21	0	0	0	0.0	0	0
12/8 @ CIN	1	1	5	31	6.2	13	0	0	0	0.0	0	0
12/15 vs. HOU	1	1	0	0	0.0	0	0	0	0	0.0	0	0
12/22 @ KC	1	1	2	8	4.0	6	0	0	0	0.0	0	0
12/29 vs. JAX	1	1	1	25	25.0	25	0	0	0	0.0	0	0
2013 TOTALS	**16**	**12**	**52**	**608**	**11.7**	**44**	**4**	**0**	**0**	**0.0**	**0**	**0**

2013 POSTSEASON GAME-BY-GAME STATISTICS

			Receiving					Rushing				
Date/Opp.	**GP**	**GS**	**No.**	**Yards**	**Avg.**	**LG**	**TD**	**No.**	**Yards**	**Avg.**	**LG**	**TD**
1/4 vs. KC	1	1	5	46	9.2	18	1	0	0	0	0	0
1/11 @ NE												
TOTAL	**1**	**1**	**5**	**46**	**9.2**	**18**	**1**	**0**	**0**	**0.0**	**0**	**0**

CAREER REGULAR SEASON STATISTICS

			Receiving					Rushing				
Year	**GP**	**GS**	**No.**	**Yards**	**Avg.**	**LG**	**TD**	**No.**	**Yards**	**Avg.**	**LG**	**TD**
2013 IND	16	12	52	608	11.7	44	4	0	0	0.0	0	0
2012 IND	12	10	26	281	10.8	26t	2	0	0	0.0	0	0
TOTAL	**28**	**22**	**78**	**889**	**11.4**	**44**	**6**	**0**	**0**	**0.0**	**0**	**0**

CAREER POSTSEASON STATISTICS

			Receiving					Rushing				
Year	**GP**	**GS**	**No.**	**Yards**	**Avg.**	**LG**	**TD**	**No.**	**Yards**	**Avg.**	**LG**	**TD**
2013 IND	1	1	5	46	9.2	18	1	0	0	0.0	0	0
2012 IND	1	1	3	25	8.3	12	0	0	0	0.0	0	0
TOTAL	**2**	**2**	**8**	**71**	**8.9**	**18**	**1**	**0**	**0**	**0.0**	**0**	**0**



AUBRAYO FRANKLIN

Defensive Tackle, 6-1 320 Tennessee

NFL Exp: 11 (1st Year with Colts)
How Acquired: UFA – 2013 (SD)
Born: 8/27/80
GP/GS (Postseason): 142/94 (4/2)

97

CAREER TRANSACTIONS:

- Signed by the Colts as an unrestricted free agent on March 20, 2013.
- Signed by the San Diego Chargers as an unrestricted free agent on July 20, 2012.
- Signed by the New Orleans Saints as an unrestricted free agent on August 2, 2011.
- Signed by the San Francisco 49ers as an unrestricted free agent on March 2, 2007.
- Originally selected by the Baltimore Ravens in the fifth-round (146th overall) of the 2003 NFL Draft.

PRO CAREER:

- Intercepted his first career pass when he picked off Bears quarterback Jay Cutler at the San Francisco 49ers one-yard line against Chicago (11/12/09).
- Collected a career-high 10 tackles against Atlanta (10/11/09).

2013 (COLTS):

- Made his first start in a Colts uniform at nose tackle and registered two tackles in a win against Oakland (9/8).
- Collected two tackles and added one pass defensed starting at nose tackle against Miami (9/15).
- Started at nose tackle in the team's Week 3 victory at San Francisco (9/22) and finished with three tackles (two solo). Was part of a defense that limited Colin Kaepernick to two completions in the first half and 139 total net passing yards.
- Notched three tackles in the team's Week 4 victory at Jacksonville (9/29), starting at nose tackle. Was part of a defense that held the Jaguars to three points and 40 net rushing yards.
- Started at nose tackle in the team's Week 5 victory against Seattle (10/6) and finished with two tackles.
- Started at nose tackle and made two stops in a Week 6 loss at San Diego (10/14).
- Competed on the defensive line in a Week 7 meeting against Denver (10/20) and added one tackle in the victory. Was part of a defense that limited the Broncos to 64 rushing yards on 20 carries.
- In a Week 9 comeback victory at Houston (11/3), tallied three tackles while making a start at nose tackle.
- Finished with three tackles (two solo) in the team's Week 10 loss at St. Louis (11/10) starting at nose tackle.
- Started at nose tackle in a Week 11 win at Tennessee (11/14) and posted three tackles (two solo) and one tackle for loss.
- In a Week 12 loss at Arizona (11/24), started at nose tackle and finished with one tackle.
- Posted one tackle making a start at nose tackle during the team's Week 13 victory against Tennessee (12/1).
- Started at nose tackle in a Week 14 loss at Cincinnati (12/8) and finished with one tackle.
- Collected one stop starting at nose tackle in a Week 15 victory against Houston (12/15).
- Made a start at nose tackle in a Week 16 victory at Kansas City (12/22) and finished with one tackle for loss.
- In a Week 17 victory against Jacksonville (12/29), started at nose tackle, but did not register a tackle.
- Started at nose tackle during the team's Wild Card Playoff win against Kansas City (1/4) and notched one tackle.

2012 (CHARGERS):

- Played in 12 games (nine starts) and totaled 23 tackles, including 19 solo stops.
- Was inactive for three games and placed on Injured Reserve prior to the season finale.
- Registered three tackles (two solo) in the season opener at Oakland (9/10).
- Notched a season-high four tackles (three solo) against Atlanta (9/23).
- Tallied three tackles (two solo) at New Orleans (10/7).

2011 (SAINTS):

- Signed with the Saints as an unrestricted free agent on August 2, 2011.
- Competed in all 16 games for the fourth consecutive season, making starts in nine contests.
- Totaled 31 tackles, including 13 solo stops for the season.
- Collected a season-high five tackles at Carolina (10/9).

2010 (49ERS):

- Started all 16 games at nose tackle for the second consecutive year and notched 86 tackles (45 solo), the second-highest total of his career, including 5.5 stops for a loss, with one pass defensed and one fumble recovery.
- Scooped up his first career fumble recovery on the Cardinals first play of the game at Arizona (11/29), while adding four tackles (two solo).
- Finished with a season-best nine tackles (four solo) against Tampa Bay (11/21).

2009 (49ERS):

- Started all 16 games for the first time in his career at nose tackle and played a big role in the run defense, holding opponents to a 3.6 yards per carry average which ranked third in the NFL.
- Set career highs in tackles (88), tackles for a loss (8.5), sacks (2.0), interceptions (one) and passes defensed (three).
- Contributed with two special teams tackles.
- Sacked quarterback Brett Favre for a nine-yard loss in the third quarter at Minnesota (9/27).
- Set a career-high with 10 tackles against Atlanta (10/11).
- Sacked quarterback Peyton Manning at Indianapolis (11/1), marking the first time he had been sacked since Week 2 of the 2009 season. Also limited running back Joseph Addai to 62 yards rushing. Was named Defensive Player of the Week by *Sports Illustrated's* Peter King for his performance.
- Picked off quarterback Jay Cutler against Chicago (11/12) at the 49ers one-yard line marking the first interception of his career.

FRANKLIN SINGLE-GAME HIGHS

Tackles:	10 at ATL (10/11/09)
Sacks:	1.0, four times (Last: at IND 11/1/09)
FF:	1, three times (Last: vs. WAS 12/28/08)
FR:	1 at ARI (11/29/10)

2008 (49ERS):
- Totaled 77 tackles (43 solo), two forced fumbles, 1.0 sack and one pass defensed in 16 games (15 starts). Also had one tackle on special teams.
- Forced a fumble on running back Brandon Jacobs at the New York Giants (10/19) to go along with seven tackles for the game.
- Sacked quarterback Chad Pennington for a six-yard loss and also finished with five tackles at Miami (12/14).

2007 (49ERS):
- Signed with the 49ers as an unrestricted free agent on March 2, 2007.
- In his first season with the 49ers, appeared in 14 games with 13 starts and recorded 61 tackles (26 solo), one forced fumble and a pass defensed.
- Made four tackles and tipped a pass that resulted in an interception at the New York Giants (10/21).
- Finished with two tackles (one solo) and one forced fumble at Seattle (11/12).
- Recorded a season-high seven tackles (four solo) against Minnesota (12/9).

2006 (RAVENS):
- Appeared in 14 games and recorded 23 tackles (13 solo) with one pass defensed.
- Saw his first action of the season at Cleveland (9/24) and posted three tackles, helping limit the Browns offense to just 38 yards rushing.
- Tallied one tackle in his first career postseason contest, an AFC Divisional Playoff game against Indianapolis (1/13/07).

2005 (RAVENS):
- Appeared in 15 games with one start and recorded 34 tackles (18 solo), 1.0 sack and one pass defensed. Added one stop on special teams.
- Established a then-career-high seven tackles in addition to posting his first career sack at Denver (12/11).
- Notched his first career pass defensed at Chicago (10/23).

2004 (RAVENS):
- Played in six games and posted seven tackles, including three solo stops.
- Was part of a defense the ranked fourth in the AFC and sixth in the NFL in average yards allowed (300.2) and average points allowed (16.8) per game.

2003 (RAVENS):
- Appeared in one game and recorded one solo tackle.
- Was allocated to Frankfurt of NFL Europe and finished the 10-game season with 25 tackles, 3.0 sacks and three passes defensed as part of a Galaxy team that appeared in the championship game.

COLLEGE:
- Finished his two-year career at Tennessee with 70 tackles and 2.0 sacks.
- Became a starter for the final eight games of his senior season at defensive tackle, recording 56 tackles and 2.0 sacks.
- Before going to Tennessee, was a starter at defensive tackle for Itawamba (Miss.) Community College.
- Was voted the most valuable defensive lineman among the 14 teams in the Mississippi Junior College ranks in 2000.

PERSONAL:
- Attended Science Hill High School in Johnson City, Tenn.
- Was an all-state linebacker, recording 180 tackles as a senior.
- Aubrayo Razyo Franklin was born in Johnson City, Tenn.
- Majored in arts and sciences.

2013 GAME-BY-GAME STATISTICS

Date/Opp.	GP	GS	Solo	Asst.	Total	Sacks	PD	FF	FR	INT	Yds	Avg.	LG	TD
9/8 vs. OAK	1	1	2	0	2	0.0	0	0	0	0	0	0.0	0	0
9/15 vs. MIA	1	1	1	1	2	0.0	1	0	0	0	0	0.0	0	0
9/22 @ SF	1	1	2	1	3	0.0	0	0	0	0	0	0.0	0	0
9/29 @ JAX	1	1	2	1	3	0.0	0	0	0	0	0	0.0	0	0
10/6 vs. SEA	1	1	1	1	2	0.0	0	0	0	0	0	0.0	0	0
10/14 @ SD	1	1	0	2	2	0.0	0	0	0	0	0	0.0	0	0
10/20 vs. DEN	1	0	1	0	1	0.0	0	0	0	0	0	0.0	0	0
11/3 @ HOU	1	1	2	1	3	0.0	0	0	0	0	0	0.0	0	0
11/10 vs. STL	1	1	2	1	3	0.0	0	0	0	0	0	0.0	0	0
11/14 @ TEN	1	1	2	1	3	0.0	0	0	0	0	0	0.0	0	0
11/24 @ ARZ	1	1	0	1	1	0.0	0	0	0	0	0	0.0	0	0
12/1 vs. TEN	1	1	1	0	1	0.0	0	0	0	0	0	0.0	0	0
12/8 @ CIN	1	1	1	0	1	0.0	0	0	0	0	0	0.0	0	0
12/15 vs. HOU	1	1	1	0	1	0.0	0	0	0	0	0	0.0	0	0
12/22 @ KC	1	1	1	0	1	0.0	0	0	0	0	0	0.0	0	0
12/29 vs. JAX	1	1	0	0	0	0.0	0	0	0	0	0	0.0	0	0
2013 TOTALS	**16**	**15**	**19**	**10**	**29**	**0.0**	**1**	**0**	**0**	**0**	**0**	**0.0**	**0**	**0**

2013 POSTSEASON GAME-BY-GAME STATISTICS

Date/Opp.	GP	GS	Solo	Asst.	Total	Sacks	PD	FF	FR	INT	Yds	Avg.	LG	TD
1/4 vs. KC	1	1	0	1	1	0.0	0	0	0	0	0	0.0	0	0
1/11 @ NE														
TOTAL	**1**	**1**	**0**	**1**	**1**	**0.0**	**0**	**0**	**0**	**0**	**0**	**0.0**	**0**	**0**

CAREER REGULAR SEASON STATISTICS

Year	GP	GS	Solo	Asst.	Total	Sacks	PD	FF	FR	INT	Yds	Avg.	LG	TD
2013 IND	16	15	19	10	29	0.0	1	0	0	0	0	0.0	0	0
2012 SD	12	9	19	4	23	0.0	0	0	0	0	0	0.0	0	0
2011 NO	16	9	13	18	31	0.0	0	0	0	0	0	0.0	0	0
2010 SF	16	16	45	41	86	0.0	1	0	1	0	0	0.0	0	0
2009 SF	16	16	49	39	88	2.0	3	0	0	1	10	10.0	10	0
2008 SF	16	15	43	34	77	1.0	1	2	0	0	0	0.0	0	0
2007 SF	14	13	26	35	61	0.0	1	1	0	0	0	0.0	0	0
2006 BAL	14	0	13	10	23	0.0	1	0	0	0	0	0.0	0	0
2005 BAL	15	1	18	16	34	1.0	1	0	0	0	0	0.0	0	0
2004 BAL	6	0	3	4	7	0.0	0	0	0	0	0	0.0	0	0
2003 BAL	1	0	1	0	1	0.0	0	0	0	0	0	0.0	0	0
TOTAL	**142**	**94**	**249**	**211**	**460**	**4.0**	**9**	**3**	**1**	**1**	**10**	**10.0**	**10**	**0**

CAREER POSTSEASON STATISTICS

Year	GP	GS	Solo	Asst.	Total	Sacks	PD	FF	FR	INT	Yds	Avg.	LG	TD
2013 IND	1	1	0	1	1	0.0	0	0	0	0	0	0.0	0	0
2011 NO	2	1	0	1	1	0.0	0	0	0	0	0	0.0	0	0
2006 BAL	1	0	0	1	1	0.0	0	0	0	0	0	0.0	0	0
TOTAL	**4**	**2**	**0**	**3**	**3**	**0.0**	**0**	**0**	**0**	**0**	**0**	**0.0**	**0**	**0**

SPECIAL TEAMS TACKLES: 4 (2009 - 2, 2008 - 1, 2005 - 1)



JERRELL FREEMAN

Inside Linebacker 6-0 240 Mary Hardin-Baylor

NFL Exp: 2 (2nd Year With Colts)
How Acquired: FA – 2012
Born: 5/1/86
GP/GS (Postseason): 32/32 (2/2)

50

CAREER TRANSACTIONS:

- Signed by the Colts to a reserve/future contract on January 19, 2012.
- Signed by the Saskatchewan Roughriders of the Canadian Football League in 2009.
- Released by the Tennessee Titans prior to the start of the 2008 regular season.
- Originally signed by the Titans as an undrafted free agent in 2008.

PRO CAREER:

- Set a franchise record and ranked fifth in the NFL for tackles in a season with 203. Became only the second Colts defender in franchise history to top 200 tackles in a season in 2012.
- Became the first undrafted NFL player to return an interception for a touchdown in his NFL debut since 1987. Was also the first Colts undrafted player to accomplish the feat in his NFL debut.
- Set a franchise record for the most forced fumbles by a Colts undrafted player in franchise history with six.
- Named AFC Defensive Player of the Week for the first time in his career following his performance at Kansas City on December 22, 2013.

2013 (COLTS):

- Started at WILL linebacker in the regular season opener against Oakland (9/8) and ranked second on the team with 13 tackles (10 solo).
- Against the Dolphins in Week 2 (9/15) posted the first multiple-sack game of his career while forcing a fumble on his first takedown in the third quarter. The turnover led to a Colts 38-yard field goal by Adam Vinatieri. Freeman added his second sack of the game in the third quarter, which led to a Dolphins punt. Also contributed with seven tackles (six solo).
- Led the Colts with nine tackles (seven solo) in the team's Week 3 victory at San Francisco (9/22), starting at WILL linebacker. Notched a sack and forced fumble in the fourth quarter. The sack was his third of the season and the fifth of his career. The forced fumble was his second of the year and third of his career.
- In a Week 4 victory at Jacksonville (9/29), started at WILL linebacker and led the team with 10 tackles (five solo) and was part of a defense that limited the Jaguars to three points and 205 net yards.
- Led the team with 14 tackles (11 solo) and added one tackle for loss in the team's Week 5 victory against Seattle (10/6). Made a crucial tackle when he stopped Seahawks quarterback Russell Wilson on a third down rush in the fourth quarter, which led to a punt.
- Started at WILL linebacker and finished with 11 tackles (seven solo) in a Week 6 loss at San Diego (10/14). Left the game in the third quarter with a concussion.
- In a Week 7 victory against Denver (10/20), led the team with 12 tackles (eight solo) while adding a half of a sack and one pass defensed. Was part of a defense that limited the Broncos to 64 rushing yards while holding Denver to 2013 single-game first half lows in net yards (134) and net passing yards (101).
- Compiled seven tackles (five solo) starting at WILL linebacker in the team's Week 9 comeback victory at Houston (11/3).
- Tied for the team lead with 12 tackles (eight solo) starting at WILL linebacker in a Week 10 loss against St. Louis (11/10).
- Started at WILL linebacker in a Week 11 victory at Tennessee (11/14) and tied for the team lead with 10 tackles (six solo).
- In a Week 12 loss at Arizona (11/24), made a start at WILL linebacker and led the team with 13 tackles (eight solo) while adding one tackle for loss.
- Led the team with 13 tackles (nine solo), while contributing with one interception, one pass defensed and one fumble recovery during the team's Week 13 win against Tennessee (12/1). The interception came on the Titans final possession of the game with 33 seconds remaining in the fourth quarter. It was his first of the season and the second of his career. Recovered his first career fumble off of a Robert Mathis sack-forced fumble.
- Corralled 11 tackles (five solo) starting at WILL linebacker in a Week 14 loss at Cincinnati (12/8).
- Started at WILL linebacker in a Week 15 victory against Houston (12/15) and led the team with 10 tackles (seven solo) and a career-high two forced fumbles. Freeman tied Tony Siragusa (five) for the most career forced fumbles by an undrafted Colts player. The two forced fumbles are the most for a Colts defensive player in a game dating back to Sept. 19, 2010 (Dwight Freeney against the New York Giants).
- Recorded a team-leading seven tackles (three solo), 1.0 sack, one interception, one forced fumble, one fumble recovery and two passes defensed in a Week 16 win at Kansas City (12/22). With his sack, tied Larry Chester (6.5) for the third-most career sacks by a Colts undrafted player. With his forced fumble, set a franchise record for the most forced fumbles by a Colts undrafted player in franchise history, topping Tony Siragusa's previous record of five. His fumble recovery led to a Colts touchdown two plays later. Was named AFC Defensive Player of the Week for his performance.
- In a Week 17 victory against Jacksonville (12/29), started at WILL linebacker and led the team with 10 tackles (six solo). Also contributed with 1.0 sack, one forced fumble and two passes defensed. The forced fumble led to a Colts touchdown. Passed Larry Chester (6.5) for sole possession of the third-most sacks by an undrafted player in Colts history.
- Started at WILL linebacker during the team's Wild Card Playoff victory against Kansas City (1/4) and recorded nine tackles (six solo), one tackle for loss and one pass defensed.

2012 (COLTS):

- Started at inside linebacker in all 16 games. Led the team with 203 tackles (116 solo), 2.0 sacks, one interception, three passes defensed and one forced fumble.
- In his first career NFL start at Chicago (9/9), led the team with 13 tackles (six solo), one pass defensed and one interception, which he returned four yards for a touchdown.
- Led the team in tackles (18) while contributing with his first career sack and forced fumble against Minnesota (9/16).
- Led the team in tackles for the fifth consecutive week with 19 (eight solo) against the New York Jets (10/14).
- Led the team in tackles for the ninth occasion of the season against Buffalo

FREEMAN SINGLE-GAME HIGHS

Tackles:	19 at NYJ (10/14/12)
Sacks:	2.0 vs. MIA (9/15/13)
FF:	2 vs. HOU (12/15/13)
FR:	1 vs. TEN (12/1/13)

(11/25) with 18 (13 solo), which tied his second-highest single-game total. Added his second sack of the year when he brought down Bills quarterback Ryan Fitzpatrick in the first quarter.
- Recorded 15 stops (10 solo) in the team's playoff-clinching victory at Kansas City (12/23).
- Led the team in tackles (11) for the 13th game starting at WILL linebacker against Houston (12/30). With 11 tackles, he became the second Colts defender to top 200 tackles in a season and set a new franchise record while ranking fifth in the NFL for tackles in a season with 203, topping Jeff Herrod's mark of 200 in 1994.
- Started at WILL linebacker in his first career playoff game and contributed with six tackles (two solo) at Baltimore (1/6/13).

CFL CAREER:
- In three seasons with the Saskatchewan Roughriders of the CFL (2009-2011), totaled 144 tackles, 13.0 sacks, three interceptions, four fumble recoveries and one touchdown.
- Was a three-time CFL Defensive Player of the Week and 2011 CFL All-Star.
- Participated in two CFL Grey Cup games with the Roughriders.

COLLEGE:
- Finished his career at the University of Mary Hardin-Baylor (2004-07) as the school's all-time leader in tackles and became the first Cru player to go over 300 career tackles.
- Named *D3football.com* Defensive Player of the Year as a senior.
- Was a three-time First Team All-American Southwest Conference selection.
- Finished his senior season with 112 tackles, 18.5 tackles for loss, 6.0 sacks, three forced fumbles, seven passes defensed and one blocked punt that he returned for a touchdown.

PERSONAL:
- Attended University High School in Waco, Texas where he grew up.
- Participated in numerous Play 60 activities and events.
- Volunteered at the Indianapolis Humane Society.
- Served meals to homeless men at Wheeler Mission as part of teammate Antoine Bethea's Safe Coverage Foundation visit.
- Assisted in the annual Colts Playground Build.

2013 GAME-BY-GAME STATISTICS

Date/Opp.	GP	GS	Solo	Asst.	Total	Sacks	PD	FF	FR	INT	Yds	Avg.	LG	TD
9/8 vs. OAK	1	1	10	3	13	0.0	0	0	0	0	0	0.0	0	0
9/15 vs. MIA	1	1	6	1	7	2.0	0	1	0	0	0	0.0	0	0
9/22 @ SF	1	1	7	2	9	1.0	0	1	0	0	0	0.0	0	0
9/29 @ JAX	1	1	5	5	10	0.0	0	0	0	0	0	0.0	0	0
10/6 vs. SEA	1	1	11	3	14	0.0	0	0	0	0	0	0.0	0	0
10/14 @ SD	1	1	7	4	11	0.0	0	0	0	0	0	0.0	0	0
10/20 vs. DEN	1	1	8	4	12	0.5	1	0	0	0	0	0.0	0	0
11/3 @ HOU	1	1	5	2	7	0.0	0	0	0	0	0	0.0	0	0
11/10 vs. STL	1	1	8	4	12	0.0	0	0	0	0	0	0.0	0	0
11/14 @ TEN	1	1	6	4	10	0.0	0	0	0	0	0	0.0	0	0
11/24 @ ARZ	1	1	8	5	13	0.0	0	0	0	0	0	0.0	0	0
12/1 vs. TEN	1	1	9	4	13	0.0	1	0	1	1	13	13.0	13	0
12/8 @ CIN	1	1	5	6	11	0.0	0	0	0	0	0	0.0	0	0
12/15 vs. HOU	1	1	7	3	10	0.0	0	2	0	0	0	0.0	0	0
12/22 @ KC	1	1	3	4	7	1.0	2	1	1	1	0	0.0	0	0
12/29 vs. JAX	1	1	6	4	10	1.0	2	1	0	0	0	0.0	0	0
2013 TOTALS	**16**	**16**	**111**	**58**	**169**	**5.5**	**6**	**6**	**2**	**2**	**13**	**6.5**	**13**	**0**

2013 POSTSEASON GAME-BY-GAME STATISTICS

Date/Opp.	GP	GS	Solo	Asst.	Total	Sacks	PD	FF	FR	INT	Yds	Avg.	LG	TD
1/4 vs. KC	1	1	6	3	9	0.0	1	0	0	0	0	0.0	0	0
1/11 @ NE														
TOTAL	**1**	**1**	**6**	**3**	**9**	**0.0**	**1**	**0**	**0**	**0**	**0**	**0.0**	**0**	**0**

CAREER REGULAR SEASON STATISTICS

Year	GP	GS	Solo	Asst.	Total	Sacks	PD	FF	FR	INT	Yds	Avg.	LG	TD
2013 IND	16	16	111	58	169	5.5	6	6	2	2	13	6.5	13	0
2012 IND	16	16	116	87	203	2.0	3	1	0	1	4	4.0	4t	1
TOTAL	**32**	**32**	**227**	**145**	**372**	**7.5**	**9**	**7**	**2**	**3**	**17**	**5.7**	**13**	**1**

CAREER POSTSEASON STATISTICS

Year	GP	GS	Solo	Asst.	Total	Sacks	PD	FF	FR	INT	Yds	Avg.	LG	TD
2013 IND	1	1	6	3	9	0.0	1	0	0	0	0	0.0	0	0
2012 IND	1	1	2	4	6	0.0	0	0	0	0	0	0.0	0	0
TOTAL	**2**	**2**	**8**	**7**	**15**	**0.0**	**1**	**0**	**0**	**0**	**0**	**0.0**	**0**	**0**

SPECIAL TEAMS TACKLES: 5 (2012 - 5)



JOSH GORDY

Cornerback 5-11 196 Central Michigan

NFL Exp: 3 (2nd Year With Colts)
How Acquired: TR – 2012 (St. Louis)
Born: 2/9/87
GP/GS (Postseason): 43/10 (2/0)

27

CAREER TRANSACTIONS:

- Acquired by the Colts in a trade with the St. Louis Rams in exchange for an undisclosed selection in the 2014 NFL Draft on August 21, 2012.
- Elevated to the Rams 53-man roster from the practice squad on September 21, 2011.
- Signed to the Rams practice squad on September 6, 2011.
- Released from the Green Bay Packers on September 3, 2011.
- Elevated to the Packers 53-man roster from the practice squad on December 1, 2010.
- Signed to the Packers practice squad on September 15, 2010.
- Released by the Jacksonville Jaguars on August 31, 2010.
- Signed as an undrafted free agent by the Jaguars on April 26, 2010.

2013 (COLTS):

- Participated on special teams in the regular season opener against Oakland (9/8).
- Saw action on special teams in a Week 2 meeting against Miami (9/15) and finished with one tackle.
- Saw action on special teams during the team's Week 3 victory at San Francisco (9/22) and contributed with two tackles.
- Contributed with two tackles, one interception and one pass defensed in a 37-3 victory at Jacksonville (9/29). The interception was his first of the season and the fourth of his career. Was part of a secondary that held the Jaguars to 165 net passing yards.
- In a Week 5 victory against Seattle (10/6), saw action at cornerback and on special teams, but did not tally a tackle.
- Saw action in the secondary and competed on special teams during a Week 6 loss at San Diego (10/14).
- Tallied one tackle in the secondary and contributed on special teams during a Week 7 victory against Denver (10/20).
- Listed as inactive for the team's Week 9 comeback victory at Houston (11/3).
- Was inactive for the team's Week 10 loss against St. Louis (11/10).
- Listed as inactive for the team's Week 11 victory at Tennessee (11/14).
- Participated in the secondary and on special teams during a Week 12 loss at Arizona (11/24), but did not record a tackle.
- Listed as inactive for a Week 13 win against Tennessee (12/1).
- Saw action on special teams during a Week 14 loss at Cincinnati (12/8), but did not finish with a tackle.
- In a Week 15 win against Houston (12/15), competed in the secondary and on special teams. Finished with one tackle, one pass defensed and one special teams stop.
- Finished with four solo tackles and one pass defensed in a Week 16 victory at Kansas City (12/22).
- Participated in the secondary and on special teams in a Week 17 win against Jacksonville (12/29). Finished with one tackle and one special teams stop.
- Saw extensive action in the secondary during the team's Wild Card Playoff victory against Kansas City (1/4) and registered five tackles (four solo) and one pass defensed. Also added one tackle on special teams.

2012 (COLTS):

- Finished the season with 15 tackles (12 solo), 1.0 sack and five special teams tackles (four solo) in 15 games played (one start).
- Saw action in his first game as a member of the Colts at Chicago (9/9).
- Competed on special teams in the team's Week 2 matchup against Minnesota (9/16) and notched one stop.
- Saw action against Green Bay (10/7) and finished with three tackles.
- Participated in the secondary as the team's nickel at Jacksonville (11/8) and finished the game with four solo tackles and 1.0 sack for a loss of 14 yards. The sack was the first of his career.
- Made his first start of the season as the team opened in the nickel package at New England (11/18) and posted four tackles (three solo). Also added one special teams tackle.
- Saw action on special teams in the Colts Wild Card Playoff loss at Baltimore (1/6) and posted one special teams stop.

2011 (RAMS):

- Played in 14 games (nine starts) with the Rams and totaled 53 tackles (36 solo), five passes defensed, three interceptions and a fumble recovery.
- Recorded six tackles (three solo) at Dallas (10/23).
- Tallied an interception in his first career start when he picked off Drew Brees against New Orleans (10/30). Finished the game with a career-high seven solo tackles.
- Notched his second interception of the season when he picked off Andy Dalton and returned it 30 yards against Cincinnati (12/18).
- Recorded an interception in his second consecutive game after picking off Charlie Batch at Pittsburgh (12/24).

2010 (PACKERS):

- Appeared in two regular season games with the Packers.
- Made a special teams tackle in his NFL debut against San Francisco (12/5).
- Played in three preseason games with the Jaguars before being waived prior to the start of the regular season.

COLLEGE:

- Appeared in 47 games (45 starts) at Central Michigan, totaling 212 tackles (134 solo), 37 passes defensed and 10 interceptions.
- Earned Second Team All-MAC honors as a senior after leading the team with 14 passes defensed and three interceptions.
- Started 11 games and posted 47 tackles (30 solo), seven passes defensed and an interception his junior season.
- Appeared in 10 games (eight starts) and posted a career-high four interceptions as a sophomore on his way to being named CMU's Most Valuable Defensive Back.
- As a freshman, started all 14 games and led the secondary with a career-high 66 tackles (41 solo).
- Named the MAC West Division Defensive Player of the Week after returning an

GORDY SINGLE-GAME HIGHS

Tackles:	5 at NE (11/18/11)
Int:	1, four times (Last: at JAX 9/29/13)
PD:	2 vs. CIN (12/18/11)

interception 100 yards for a touchdown against Akron.

PERSONAL:

- Lettered three times in football and four times in track and was an all-state and all-area selection at Washington County High School in Warthen, Ga.
- Posted 69 tackles, six interceptions (two returned for touchdowns) and 2.0 sacks for his career.
- Returned an interception 101 yards for a touchdown in the state semifinals at the Georgia Dome as a senior.
- Member of the state champion 4x100 relay team in 2004 that set a school record of 41.45 seconds.
- Volunteered with youth football camps in California and Georgia during the 2012 offseason.
- Hosts an annual charity walk/run in his hometown to benefit the Josh Gordy HOPE Foundation.
- Helped fit 450 children with properly fitting shoes and hats for winter as part of the eighth annual Cold Feet, Warm Shoes event.
- Cousin, Robert Edwards, was a first-round draft choice of the New England Patriots in 1998.
- Born in Augusta, Ga.

2013 GAME-BY-GAME STATISTICS

Date/Opp.	GP	GS	Solo	Asst.	Total	Sacks	PD	FF	FR	INT	Yds	Avg.	LG	TD
9/8 vs. OAK	1	0	0	0	0	0.0	0	0	0	0	0	0.0	0	0
9/15 vs. MIA	1	0	0	0	0	0.0	0	0	0	0	0	0.0	0	0
9/22 @ SF	1	0	0	0	0	0.0	0	0	0	0	0	0.0	0	0
9/29 @ JAX	1	0	2	0	2	0.0	1	0	0	1	7	7.0	7	0
10/6 vs. SEA	1	0	0	0	0	0.0	0	0	0	0	0	0.0	0	0
10/14 @ SD	1	0	0	0	0	0.0	0	0	0	0	0	0.0	0	0
10/20 vs. DEN	1	0	1	0	1	0.0	0	0	0	0	0	0.0	0	0
11/3 @ HOU	INACTIVE													
11/10 vs. STL	INACTIVE													
11/14 @ TEN	INACTIVE													
11/24 @ ARZ	1	0	0	0	0	0.0	0	0	0	0	0	0.0	0	0
12/1 vs. TEN	INACTIVE													
12/8 @ CIN	1	0	0	0	0	0.0	0	0	0	0	0	0.0	0	0
12/15 vs. HOU	1	0	0	1	1	0.0	1	0	0	0	0	0.0	0	0
12/22 @ KC	1	0	4	0	4	0.0	1	0	0	0	0	0.0	0	0
12/29 vs. JAX	1	0	1	0	1	0.0	0	0	0	0	0	0.0	0	0
2013 TOTALS	**12**	**0**	**8**	**1**	**9**	**0.0**	**3**	**0**	**0**	**1**	**7**	**7.0**	**7**	**0**

2013 POSTSEASON GAME-BY-GAME STATISTICS

Date/Opp.	GP	GS	Solo	Asst.	Total	Sacks	PD	FF	FR	INT	Yds	Avg.	LG	TD
1/4 vs. KC	1	0	4	1	5	0.0	1	0	0	0	0	0.0	0	0
1/11 @ NE														
TOTAL	**1**	**0**	**4**	**1**	**5**	**0.0**	**1**	**0**	**0**	**0**	**0**	**0.0**	**0**	**0**

CAREER REGULAR SEASON STATISTICS

Year	GP	GS	Solo	Asst.	Total	Sacks	PD	FF	FR	INT	Yds	Avg.	LG	TD
2013 IND	12	0	8	1	9	0.0	3	0	0	1	7	7.0	7	0
2012 IND	15	1	12	3	15	1.0	0	0	0	0	0	0.0	0	0
2011 STL	14	9	36	17	53	0.0	5	0	1	3	37	12.3	30	0
2010 GB	2	0	0	0	0	0.0	0	0	0	0	0	0.0	0	0
TOTAL	**43**	**10**	**56**	**21**	**77**	**1.0**	**8**	**0**	**1**	**4**	**44**	**11.0**	**30**	**0**

CAREER POSTSEASON STATISTICS

Year	GP	GS	Solo	Asst.	Total	Sacks	PD	FF	FR	INT	Yds	Avg.	LG	TD
2013 IND	1	0	4	1	5	0.0	1	0	0	0	0	0.0	0	0
2012 IND	1	0	0	0	0	0.0	0	0	0	0	0	0.0	0	0
TOTAL	**2**	**0**	**4**	**1**	**5**	**0.0**	**1**	**0**	**0**	**0**	**0**	**0.0**	**0**	**0**

SPECIAL TEAMS TACKLES: 9 (2013 - 4, 2012 - 5)

POSTSEASON SPECIAL TEAMS TACKLES: 1 (2013-1)

MARIO HARVEY

Inside Linebacker 6-0 264 Marshall

NFL Exp: 2 (2nd Year With Colts)
How Acquired: FA – 2012
Born: 8/10/87
GP/GS (Postseason): 25/0 (1/0)

54

CAREER TRANSACTIONS:

- Placed on Injured Reserve on December 3, 2013.
- Signed by the Colts to a reserve/future contract on January 20, 2012.
- Originally signed as an undrafted free agent by the Pittsburgh Steelers on July 26, 2011, but was released prior to the start of the regular season.

2013 (COLTS):

- In the regular season opener against Oakland (9/8), registered one tackle and two stops on special teams.
- Participated at linebacker and on special teams during the team's Week 2 loss against Miami (9/15) and notched one tackle.
- Competed at both linebacker and on special teams during the team's Week 3 victory at San Francisco (9/22). Notched two stops on special teams.
- In the team's Week 4 victory at Jacksonville (9/29), saw action at linebacker and on special teams, but did not record a tackle.
- In a Week 5 win against Seattle (10/6), saw action at both linebacker and on special teams, but did not record a tackle.
- Registered a career-high eight tackles in the team's Week 6 loss at San Diego (10/14). Also added one tackle for loss.
- Competed on special teams during a Week 7 victory against Denver (10/20) and posted one tackle.
- Participated at linebacker and on special teams during a Week 9 comeback victory at Houston (11/3). Did not record a tackle in the contest.
- In a Week 10 loss against St. Louis (11/10), saw action at linebacker and on special teams and totaled one tackle.
- Saw action on special teams during a Week 11 win at Tennessee (11/14). Finished with one special teams stop.
- Competed on special teams during a Week 12 loss at Arizona (11/24) and posted one tackle.
- In a Week 13 win against Tennessee (12/1), participated at linebacker and on special teams and made one tackle.
- Placed on Injured Reserve on December 3.

2012 (COLTS):

- Compted in 13 contests and registered seven special teams tackles and four tackles on defense. Also served as a short-yardage blocking fullback.
- Participated on special teams against Green Bay (10/7) in a Week 5 meeting and posted two tackles.
- Saw action at the New York Jets (10/14) and finished with one tackle and one special teams stop.
- Tallied two tackles at linebacker in a Colts victory against Cleveland (10/21) in Week 7.
- Competed on special teams at Houston (12/16) and added two special teams tackles.
- Played on special teams in his first career playoff game and totaled one special teams stop at Baltimore (1/6).

2011:

- Signed by the Pittsburgh Steelers as an undrafted free agent, but was released prior to the start of the regular season.

COLLEGE:

- Played in 46 games (40 starts) at Marshall University and finished his collegiate career with 421 tackles, 21.0 sacks and one interception.
- Earned First Team All-Conference USA honors in 2009 and 2010.
- As a senior, started all 12 contests and finished the season with 144 tackles, 8.5 sacks and one forced fumble.
- During his junior season, was a candidate for the Bronko Nagurski Trophy and the Lombardi Award, leading the team with 117 tackles, 8.5 tackles for loss and 7.0 sacks.
- Was a preseason All-Conference USA selection and All-America candidate during his junior season.

PERSONAL:

- Attended Mary Persons High School in Forsyth, Ga.
- Rated as a top-30 prep player by *Rivals.com* in 2005.
- Visited 900 students at Weaver Middle School in his hometown to share words of encouragement.
- A native of Forsyth, Ga.

HARVEY SINGLE-GAME HIGHS

Tackles:	8 at SD (10/14/13)
Sacks:	0
FF:	0
FR:	0

2013 GAME-BY-GAME STATISTICS

Date/Opp.	GP	GS	Solo	Asst.	Total	Sacks	PD	FF	FR	INT	Yds	Avg.	LG	TD
9/8 vs. OAK	1	0	1	0	1	0.0	0	0	0	0	0	0.0	0	0
9/15 vs. MIA	1	0	1	0	1	0.0	0	0	0	0	0	0.0	0	0
9/22 @ SF	1	0	0	0	0	0.0	0	0	0	0	0	0.0	0	0
9/29 @ JAX	1	0	0	0	0	0.0	0	0	0	0	0	0.0	0	0
10/6 vs. SEA	1	0	0	0	0	0.0	0	0	0	0	0	0.0	0	0
10/14 @ SD	1	0	8	0	8	0.0	0	0	0	0	0	0.0	0	0
10/20 vs. DEN	1	0	0	0	0	0.0	0	0	0	0	0	0.0	0	0
11/3 @ HOU	1	0	0	0	0	0.0	0	0	0	0	0	0.0	0	0
11/10 vs. STL	1	0	0	1	1	0.0	0	0	0	0	0	0.0	0	0
11/14 @ TEN	1	0	0	0	0	0.0	0	0	0	0	0	0.0	0	0
11/24 @ ARZ	1	0	0	0	0	0.0	0	0	0	0	0	0.0	0	0
12/1 vs. TEN	1	0	0	0	0	0.0	0	0	0	0	0	0.0	0	0
12/8 @ CIN						INJURED RESERVE								
12/15 vs. HOU						INJURED RESERVE								
12/22 @ KC						INJURED RESERVE								
12/29 vs. JAX						INJURED RESERVE								
2013 TOTALS	**12**	**0**	**10**	**1**	**11**	**0.0**	**0**	**0**	**0**	**0**	**0**	**0.0**	**0**	**0**

CAREER REGULAR SEASON STATISTICS

Year	GP	GS	Solo	Asst.	Total	Sacks	PD	FF	FR	INT	Yds	Avg.	LG	TD
2013 IND	12	0	10	1	11	0.0	0	0	0	0	0	0.0	0	0
2012 IND	13	0	3	1	4	0.0	0	0	0	0	0	0.0	0	0
TOTAL	**25**	**0**	**13**	**2**	**15**	**0.0**	**0**	**0**	**0**	**0**	**0**	**0.0**	**0**	**0**

CAREER POSTSEASON STATISTICS

Year	GP	GS	Solo	Asst.	Total	Sacks	PD	FF	FR	INT	Yds	Avg.	LG	TD
2012 IND	1	0	0	0	0	0.0	0	0	0	0	0	0.0	0	0
TOTAL	**1**	**0**	**0**	**0**	**0**	**0.0**	**0**	**0**	**0**	**0**	**0**	**0.0**	**0**	**0**

SPECIAL TEAMS TACKLES: 15 (2013 - 8, 2012 - 7)

MATT HASSELBECK

Quarterback 6-4 235 Boston College

NFL Exp: 15 (1st Year with Colts)
How Acquired: FA – 2013
Born: 9/25/75
GP/GS (Playoffs): 197/152 (11/11)

8

CAREER TRANSACTIONS:

- Signed by the Colts as a free agent on March 19, 2013.
- Released by the Tennessee Titans on March 18, 2013.
- Signed by the Titans as an unrestricted free agent on July 29, 2011.
- Acquired by the Seattle Seahawks in a trade with the Green Bay Packers on March 2, 2001. The Seahawks received Hasselbeck and the Packers 2001 first-round pick (17th overall) in exchange for Seattle's 2001 first-round pick (10th overall) and a 2001 third-round choice.
- Released by the Packers on September 3, 1998 and signed to the team's practice squad two days later.
- Originally selected by the Packers in the sixth-round (187th overall) of the 1998 NFL Draft.

PRO CAREER:

- A three-time Pro Bowler, receiving the honor following the 2003, 2005 and 2007 seasons.
- Holds 22 career 300-yard passing performances in the regular season and two more in the postseason.
- Has executed 22 game-winning drives in the fourth quarter during his career, including two drives in 2012 against Pittsburgh (10/11) and at Buffalo (10/21).
- During his 14-year career, has connected with 41 different players for touchdowns.
- Has 50 career games with a passer rating of 95.0 or better and his teams are 40-10 in those games.
- Produced one of the best seasons of his career in 2011. His 518 attempts and 3,571 yards made up the fourth-highest single-season totals in Titans history, while his completions (319) ranked third in club annals. His 18 touchdown passes were the most since 2004 (Billy Volek), and with 28 completions of 25 yards-or-more, he had the highest big-play total since Steve McNair in 2001 (32).
- Started both postseason games in 2010 to become the Seahawks all-time leader in playoff games played and started. Also set a franchise postseason single-game record with four touchdown passes against New Orleans (1/8/11) in an NFC Wild Card victory.
- Became the Seahawks all-time franchise leader in career attempts, completions and passing yards in 2009, surpassing Dave Krieg in each category. Set a franchise single-game record against Detroit (11/8/09), completing 39 passes, including 15 consecutive, tied for second-most in club history.
- Earned his third Pro Bowl selection in 2007 after setting career highs for attempts (562), completions (352), passing yards (3,966) and touchdown passes (28).
- Was named the starter for the NFC Pro Bowl squad in 2005 after posting a career and NFC-best 98.2 passer rating, leading the Seahawks to an appearance in Super Bowl XL.
- Earned his first trip to the Pro Bowl in 2003 after guiding the Seahawks to their first-ever undefeated home record. Tied his own record for the most 300-yard games in a season (four) and recorded then-career-highs of 3,841 passing yards, 26 passing touchdowns and an 88.8 passer rating.
- His first NFL touchdown pass came on a fake field goal attempt at Minnesota (12/20/99) with a nine-yard toss to Jeff Thomason.

2013 (COLTS):

- Listed as the backup quarterback for the team's regular season opener against Oakland (9/8).
- Was listed as the backup quarterback for the team's Week 2 loss against Miami (9/15).
- Listed as the backup quarterback in a Week 3 victory at San Francisco (9/22).
- Competed in his first career game as a member of the Colts during the team's Week 4 victory at Jacksonville (9/29). Entered the game in the fourth quarter and completed 2-of-3 passes for 37 yards.
- In a Week 5 victory against Seattle (10/6), was listed as the backup quarterback.
- Served as the backup quarterback in a Week 6 loss at San Diego (10/14).
- Was listed as the backup quarterback for the team's Week 7 victory against Denver (10/20).
- Listed as the backup quarterback for the team's Week 9 comeback win at Houston (11/3).
- Saw action under center and completed 2-of-5 passes for 68 yards and one interception against St. Louis (11/10). Completed a season-long 57-yard pass to running back Daniel Herron in the fourth quarter.
- Was listed as the backup quarterback for the team's Week 11 victory at Tennessee (11/14).
- Listed as the backup quarterback during the team's Week 12 loss at Arizona (11/24).
- In a Week 13 win against Tennessee (12/1), served as the backup quarterback.
- Served as the backup quarterback for a Week 14 loss at Cincinnati (12/8).
- Was listed as the backup quarterback in a Week 15 win against Houston (12/15).
- Listed as the backup quarterback for the team's Week 16 victory at Kansas City (12/22).
- Saw action in a Week 17 victory against Jacksonville (12/29) and completed 3-of-4 passes for 25 yards.
- Served as the backup quarterback for the team's Wild Card Playoff victory against Kansas City (1/4).

2012 (TITANS):

- Played in eight games with five starts and completed 138-of-221 passes for 1,367 yards, seven touchdowns and five interceptions for a passer rating of 81.0.
- Did not play in eight games and was listed as the backup quarterback.
- Executed two game-winning drives in the fourth quarter against Pittsburgh (10/11) and at Buffalo (10/21).
- At Houston (9/30), entered the game in the first quarter after Jake Locker left the contest with an injury. Completed 17-of-25 passes for 193 yards with two touchdowns and two interceptions.
- At Minnesota (10/7), started at quarterback and completed 26-of-43 passes for 200 yards, a touchdown and an interception. Rushed the ball twice for 10 yards.
- Against Pittsburgh (10/11), started at quarterback and connected on 25-of-44 passes for 290 yards with a touchdown and an interception. Tied the game at 23-23 with a five-yard touchdown pass to Kenny Britt with 4:19 left to play in

HASSELBECK SINGLE-GAME HIGHS

Att:	55 at SF (12/1/02)
Comp:	39 vs. DET (11/8/09)
Yards:	449 at SD (12/29/02)
TDs:	5, two times (Last: vs. NYG 9/24/06)
LG:	87t vs. KC (11/28/10)

the fourth quarter. Set up the Titans game-winning field goal with a 25-yard pass to Jared Cook to the Steelers 25-yard line with 32 seconds left to play in the game.
- At Buffalo (10/21), started at quarterback and completed 22-of-33 passes for 205 yards and one touchdown for a 93.6 passer rating. Gave the Titans a dramatic 35-34 lead with a 15-yard touchdown strike to Nate Washington on fourth-and-nine with 1:03 remaining in the game.
- Against Indianapolis (10/28), started at quarterback and completed 22-of-29 passes for 236 yards and a touchdown for a 110.7 passer rating.
- Against Chicago (11/4), started at quarterback and completed 20-of-35 passes for 200 yards with a touchdown and an interception. Rushed the ball twice for 18 yards.

2011 (TITANS):
- Started all 16 games for the fourth time in his career. Connected on 319-of-518 passes for 3,571 yards, 18 touchdowns and 14 interceptions for an 82.4 passer rating.
- His 518 attempts and 3,571 yards made up the fourth-highest single-season totals in team history, while his completions (319) ranked third in club annals. His 18 touchdown passes were the most since 2004 (Billy Volek), and with 28 completions of 25 yards-or-more, he had the highest big-play total since Steve McNair in 2001 (32).
- Finished fourth in the AFC with an 86.4 passer rating on third down.
- Surpassed the 3,500-yard passing mark for the third time in his 13-year career and became the only player in franchise history other than Hall of Famer Warren Moon to reach the 3,500-yard barrier.
- Posted 300-or-more passing yards three times: against Baltimore (9/18), against Denver (9/25) and against Jacksonville (12/24).
- Became the 33rd player in NFL history to amass 30,000 yards passing with an 11-yard pass to Nate Washington against Baltimore (9/18).
- Was voted a team captain for the 2011 season by his teammates.
- Passed for 932 yards in the first three games, the highest total of his career in the first three games of a season.
- His 621 passing yards were the most by a Titans/Oilers quarterback through a season's first two weeks since Warren Moon's 691 in 1992.
- At Jacksonville (9/11), completed 21-of-34 passes for 263 yards with two touchdowns and an interception. Scrambled out of the pocket and completed a shovel pass to Kenny Britt for an 80-yard touchdown in the third quarter.
- Against Baltimore (9/18), completed 30-of-42 passes for 358 yards, a touchdown and an interception.
- Against Denver (9/25), completed 27-of-36 passes for 311 yards and two touchdowns for a season-high 119.1 passer rating. Became the first Titans quarterback to pass for 300 yards in back-to-back games since Billy Volek in 2004. Found Craig Stevens over the middle for a 58-yard reception down to the Denver 25-yard line during the game-winning drive. Gave the Titans a 17-14 lead with a four-yard touchdown toss to Daniel Graham with 4:24 remaining in the fourth quarter.
- At Cleveland (10/2), connected on 10-of-20 passes for 220 yards and three touchdowns for a 108.3 passer rating.
- At Pittsburgh (10/9), completed 29-of-49 passes for 262 yards, one touchdown and one interception.
- Against Indianapolis (10/30), completed 23-of-33 passes for 224 yards and a touchdown for a 98.5 passer rating.
- Against Cincinnati (11/6), connected on 24-of-41 passes for 272 yards and two touchdowns.
- Against Tampa Bay (11/27), started at quarterback and completed 19-of-34 passes for 160 yards with a touchdown and two interceptions. Extended a fourth-and-two play and found Damian Williams in the back of the end zone for the game-winning two-yard touchdown pass with 3:01 remaining in the fourth quarter.
- Against Jacksonville (12/24), completed 24-of-40 passes for 350 yards, one touchdown and two interceptions. Gave the Titans a 10-0 lead with a 55-yard touchdown pass to Jared Cook over the deep middle with 4:39 left to play in the first stanza.
- At Houston (1/1/12), completed 22-of-35 passes for 297 yards and two touchdowns for a 108.9 passer rating. Gave the Titans a 23-16 lead with a 23-yard touchdown toss to Nate Washington with 4:31 remaining in the game.

2010 (SEAHAWKS):
- Started 14 games, was inactive for one and was active but did not play in another game.
- Completed 266-of-444 passes for 3,001 yards, 12 touchdowns and 17 interceptions for a 73.2 rating.
- Started both postseason games to become the Seahawks all-time leader in playoff games played and started. Also set a franchise post-season single-game record with four touchdown passes against New Orleans (1/8/11) in an NFC Wild Card victory.
- Against San Francisco (9/12), completed 18-of-23 passes for 170 yards with two touchdowns in the victory.
- At Arizona (11/14), notched a 106.6 passer rating by completing 22-of-34 passes for 333 yards and a touchdown.
- At New Orleans (11/21), posted a season-high 366 passing yards on 32-of-44 passing with a touchdown.
- In the NFC Wild Card game against New Orleans (1/8/11), completed 22-of-35 passes for 272 yards with a team-record four touchdowns in the victory.
- In the NFC Divisional Playoff game at Chicago (1/16), connected on 26-of-46 throws for 258 yards and three touchdown passes.

2009 (SEAHAWKS):
- Started 14 games and completed 293-of-488 passes for 3,029 yards, 17 touchdowns and 17 interceptions for a 75.1 passer rating. Was inactive for two games.
- Became the Seahawks all-time franchise leader in career attempts, completions and passing yards, surpassing Dave Krieg in each category. Also set a franchise single-game record against Detroit (11/8), completing 39 passes, including 15 consecutive, tied for second-most in club history.
- Threw for three touchdowns against St. Louis (9/13), connecting on 25-of-36 passes for 279 yards and a 96.9 passer rating.
- Against Jacksonville (10/11), connected on 18-of-30 passes for 241 yards and four touchdowns for a season-best 125.1 passer rating.
- Completed 26-of-52 passes for 315 yards and a touchdown at Arizona (11/15).
- Against San Francisco (12/6), posted a 107.2 passer rating and two touchdowns, while completing 25-of-34 passes for 198 yards.

2008 (SEAHAWKS):
- Started seven games and completed 109-of-209 passes for 1,216 yards, five touchdowns and 10 interceptions.
- Was inactive for nine games with a back injury.
- Against St. Louis (9/21), connected on 12-of-20 passes for 172 yards and a touchdown for a 104.6 passer rating.
- Recorded a season-high two touchdown passes against Washington (11/23), connecting on 12-of-24 attempts for 103 yards.
- Completed 22-of-38 passes for a season-high 287 yards at Dallas (11/27).

2007 (SEAHAWKS):
- Started all 16 games and two postseason contests. Earned his third Pro Bowl selection after setting career highs for attempts (562), completions (352), passing yards (3,966) and touchdown passes (28).
- Completed 27 passes at Carolina (12/16) on his way to setting the club's single-season record with 319.
- Set a career-high with his 26th and 27th touchdown passes versus Baltimore (12/23).

- Against Tampa Bay (9/9), connected on 17-of-24 passes for 222 yards and a touchdown in the season opener.
- Completed 26-of-43 passing attempts for a season-high 362 yards, two touchdowns and an interception for a 93.4 rating against New Orleans (10/14).
- At Cleveland (11/4), completed 30-of-47 passes for 318 yards, two touchdowns and an interception for an 88.8 rating.
- Threw for 337 yards and two touchdowns on 30-of-44 passing against Chicago (11/18).
- Against Arizona (12/9), registered a season-best 131.6 passer rating by connecting on 22-of-33 passes for 272 yards and four touchdowns.

2006 (SEAHAWKS):
- Started 12 games and completed 210-of-371 passes for 2,442 yards, 18 touchdowns and 15 interceptions for a 76.0 passer rating.
- Was inactive for four consecutive games from Week 8 to Week 11 with a knee injury.
- Threw for a career-high five touchdowns against the New York Giants (9/24), completing 24-of-33 passes for 227 yards.
- At St. Louis (10/15), connected on 19-of-34 passes for a season-high 268 yards and three touchdowns.
- At Arizona (12/10), notched a season-best 133.5 passer rating by completing 20-of-28 passes for 243 yards and three touchdowns.

2005 (SEAHAWKS):
- Started all 16 games for second time in his career and completed 294-of-449 passes for 3,459 yards, 24 touchdowns and nine interceptions for a 98.2 passer rating.
- In three postseason games, completed 62-of-103 passes for 707 yards, four touchdowns and one interception for an 89.7 passer rating.
- Was named the starter for the NFC Pro Bowl squad in 2005 after posting a career-and NFC-best 98.2 passer rating, leading the Seahawks to an appearance in Super Bowl XL. His passer rating was also a Seahawks single-season record.
- His touchdown total led the NFC while his completion percentage (65.5) ranked second.
- Eclipsed the 3,000-yard mark for the fourth straight year, breaking Jim Zorn's club record (three).
- Passed for at least one touchdown in a career-high 12 consecutive games.
- Had a December to remember posting the fourth-best passer rating in NFL history (135.5) during the month, tossing 10 touchdowns and one interception with a completion percentage of 76.1.
- Totaled a 103.0 passer rating in eight road games and did not throw an interception on the road in the final seven games (185 attempts) of the season.
- Set a club record for consecutive passes without an interception at 159 (Zorn, 153).
- Against San Francisco (12/11), completed 21-of-25 passes for 226 yards and four touchdowns for a 127.3 passer rating.
- At Tennessee (12/18), posted a career-high 147.7 passer rating by completing 21-of-27 passes for 285 yards and three touchdowns.
- In the NFC Divisional Playoffs against Carolina (1/22), completed 20-of-28 passes for 219 yards and two touchdowns for a 118.0 passer rating.
- In Super Bowl XL against Pittsburgh (2/5), connected on 26-of-49 passes for 273 yards with a touchdown and an interception.

2004 (SEAHAWKS):
- Started 14 games and connected on 279-of-474 passes for 3,382 yards with 22 touchdowns and 15 interceptions for an 83.1 passer rating.
- Joined Dave Krieg as only quarterbacks in club history to pass for 20-or-more touchdowns in consecutive seasons, while joining Jim Zorn as the franchise's only quarterbacks to eclipse 3,000 yards three consecutive seasons.
- Named NFC Offensive Player of the Month for December after passing for 1,140 yards, completing 94-of-131 attempts (71.8 percent), 10 touchdowns, and four interceptions, helping Seattle earn their first NFC West title.
- Was inactive in one game and was active but did not play in one game.
- At San Francisco (11/7), completed 17-of-28 passes for 285 yards and three touchdowns for a season-high 130.8 passer rating.
- Against Dallas (12/6), connected on 28-of-40 passes for 414 yards with three touchdowns.
- In an NFC Wild Card Playoff game against St. Louis (1/8), passed for 341 yards completing 27-of-43 attempts, two touchdowns and an interception. Joined Dan Fouts and Marc Bulger as the only players in NFL history to begin their postseason careers with two 300-plus passing games.

2003 (SEAHAWKS):
- Earned his first trip to the Pro Bowl after guiding the Seahawks to their first-ever undefeated home record.
- Tied his own record for the most 300-yard games in a season (four) and recorded then-career-highs of 3,841 passing yards, 26 passing touchdowns and an 88.8 passer rating.
- Became the team's first quarterback since Rick Mirer in 1993 to start all 16 games.
- Threw for a season-high 344 passing yards at Cincinnati (10/26), completing 26-of-43 passes for three touchdowns and three interceptions.
- Registered 333 passing yards on 23-of-41 passing with a career-best five touchdown tosses at Baltimore (11/23).
- Against Cleveland (11/30), completed 26-of-35 passes for 328 yards and three touchdowns.
- Completed 24-of-37 passes for 315 yards, two touchdowns and two interceptions at San Francisco (12/27).
- Connected on 25-of-45 passes for 305 yards and an interception in an NFC Wild Card Playoff game at Green Bay (1/4/04).

2002 (SEAHAWKS):
- Entered the season as the team's second-string quarterback behind Trent Dilfer. Started the season opener at Oakland (9/8) for Dilfer (knee) before taking over the remainder of the season after Dilfer suffered a season-ending Achilles injury at Dallas (10/27).
- In 16 games (10 starts), completed 267-of-419 passes for 3,075 yards, 15 touchdowns and 10 interceptions for an 87.8 passer rating.
- Passed for more than 300 yards four times and surpassed 400 yards twice, both club records for a single season.
- His completion percentage (63.7) was tops in the NFC (5th in the NFL) and his passer rating ranked second in the NFC (6th in the NFL).
- Led an offense that averaged an NFL-high 476.0 yards per game over the final six games, which included a franchise-record three 500-yard games.
- At San Francisco (12/1), attempted a franchise-record 55 passes with 30 completions for 427 yards with three touchdowns.
- At San Diego (12/29), set team marks for completions (36) and passing yards (449).

2001 (SEAHAWKS):
- In his first season with the Seahawks, appeared in 13 games with 12 starts and completed 176-of-321 passes for 2,023 yards, seven touchdowns and eight interceptions for a 70.9 passer rating.
- At Cleveland (9/9), made his first career start and completed 20-of-34 passes for 178 yards with two interceptions.
- Against Miami (10/28), connected on 16-of-28 passes for 230 yards and two touchdowns for a 107.7 passer rating.

2000 (PACKERS):
• Saw action in all 16 games primarily as the holder for the extra point and field goal units.
• Completed 10-of-19 passes for 104 yards and a touchdown in four games as a backup quarterback.
• At Tampa Bay (11/12), completed 9-of-18 passes for 93 yards and a touchdown.

1999 (PACKERS):
• Saw action in all 16 games primarily as the holder for the extra point and field goal units.
• Completed 3-of-10 passes for 41 yards and one touchdown in four games as a backup quarterback.
• At Minnesota (12/20), registered his first NFL touchdown pass with a nine-yard toss on a fake field goal attempt.

1998 (PACKERS):
• Spent his entire rookie campaign on the Packers practice squad.

COLLEGE:
• Was a four-year letterman and two-year starter at Boston College.
• Played in 37 career games with 21 starts and finished fifth on the Eagles career passing list with 4,548 yards, completing 390-of-701 passes for 22 touchdowns and 26 interceptions.
• Was named a co-winner of the Thomas F. Scanlon Award as the school's outstanding senior scholar-athlete.
• Completed 188-of-305 passes for 2,239 yards, 11 touchdowns and 10 interceptions in his final year.
• Threw for 277 yards in a 22-of-33 performance that included a school-record 14 consecutive completions against Notre Dame.
• Completed 31-of-46 attempts for a career-high 393 yards and three touchdowns in his final collegiate game in a victory over Army.
• As a junior, connected on 171-of-330 passes for 1,990 yards and nine touchdowns with nine interceptions.
• Came off the bench to lead the team to a come-from-behind victory over Hawaii in the season opener.
• Started the next 10 games before separating his right shoulder, causing him to miss the season finale against Miami (Fla.).
• Served as the Eagles backup quarterback as a sophomore. Played in 11 games with one start. Completed 27-of-60 passes for 280 yards, two touchdowns and seven interceptions.
• Saw action in five games as a redshirt freshman.

PERSONAL:
• Was an Honorable Mention All-America selection by *USA Today* as a senior at Xaverian Brothers High School in Westwood, Mass.
• Garnered All-East honors from *Blue Chip Illustrated* and All-New England honors from *SuperPrep*.
• As a two-year starter, completed 90-of-120 passes for 1,490 yards and seven touchdowns as a senior. Also ran for 400 yards and three touchdowns en route to capturing a conference title and finishing as a runner-up in the Massachusetts Division 1-A Super Bowl.
• Earned three letters in basketball and two in baseball.
• The Hasselbeck family has a rich tradition in pro football. Matt's father Don, played tight end in the NFL for nine seasons with the Patriots (1977-1983), Raiders (1983), Vikings (1984), and Giants (1985). His younger brother, Tim, was a starting quarterback for Boston College and played for the Philadelphia Eagles (2002), Washington Redskins (2003-04), New York Giants (2005-06) and Arizona Cardinals (2007). His youngest brother, Nathanael, also attended Boston College and played defensive back.
• He and his wife co-chaired Medical Teams International's Field of Dreams auction for three years and have been dedicated supporters of MTI for the past six years. The organization's mission is to serve people all over the world stricken by disaster, conflict and poverty.
• The Hasselbecks are supporters of charity: water, whose mission is to provide clean and safe drinking water to people in developing nations. They are part of the organization's membership group called The Well, which allows charity: water to direct 100 percent of public donations to fund water projects.
• Along with his wife, he co-chaired the International Justice Mission Nashville Benefit dinner in September 2012. International Justice Mission is a human rights organization that brings rescue to victims of slavery, sexual exploitation and other forms of violent oppression.
• Competed in CBS version of the "NFL Quarterback Challenge" over the 2003 offseason and finished in first place.
• During his time with the Seahawks, was involved and supported the local Boys and Girls Club, Seattle Children's Hospital, Childhaven, Pro Athletes Outreach, Young Life, Compassion International, World Vision, Band of Brothers, Rwanda Girls Initiative, Desire Street Ministries and Garth Brooks Teammates for Kids Foundation.
• Wife, Sarah, was very active with Seahawks Women's Association. She started a program called Funky Young Women, where the players' wives would take out 10-12 teenagers (and each could bring a guest) that were undergoing cancer treatment at Seattle Children's Hospital.
• He is married to his college sweetheart, Sarah, and they have two daughters, Annabelle and Mallory, and one son, Henry.
• Received a Bachelor's of Science in marketing from Boston College.
• Born Matthew Michael Hasselbeck on September 25, 1975, in Boulder, Colo.

2013 GAME-BY-GAME STATISTICS

			Passing									Rushing			
Date/Opp.	**GP**	**GS**	**Att.**	**Comp.**	**Yards**	**Pct.**	**Yds/Att.**	**TD**	**INT**	**LG**	**No.**	**Yards**	**Avg.**	**LG**	**TD**
9/8 vs. OAK							DID NOT PLAY								
9/15 vs. MIA							DID NOT PLAY								
9/22 @ SF							DID NOT PLAY								
9/29 @ JAX	1	0	3	2	37	66.7%	12.3	0	0	21	0	0	0	0	0
10/6 vs. SEA							DID NOT PLAY								
10/14 @ SD							DID NOT PLAY								
10/20 vs. DEN							DID NOT PLAY								
11/3 @ HOU							DID NOT PLAY								
11/10 vs. STL	1	0	5	2	68	40.0%	13.6	0	1	57	1	-1	-1.0	-1	0
11/14 @ TEN							DID NOT PLAY								
11/24 @ ARZ							DID NOT PLAY								
12/1 vs. TEN							DID NOT PLAY								
12/8 @ CIN							DID NOT PLAY								
12/15 vs. HOU							DID NOT PLAY								
12/22 @ KC							DID NOT PLAY								
12/29 vs. JAX	1	0	4	3	25	75.0%	6.3	0	0	10	1	-1	-1.0	-1	0
2013 TOTALS	**3**	**0**	**12**	**7**	**130**	**58.3%**	**0.0**	**0**	**1**	**57**	**2**	**-2**	**0.0**	**0**	**0**

CAREER REGULAR SEASON STATISTICS

			Passing									Rushing			
Year	**GP**	**GS**	**Att.**	**Comp.**	**Yards**	**Pct.**	**Yds/Att.**	**TD**	**INT**	**LG**	**No.**	**Yards**	**Avg.**	**LG**	**TD**
2013 IND	3	0	12	7	130	58.3%	10.8	0	1	57	2	-2	0.0	0	0
2012 TEN	8	5	221	138	1,367	62.4%	6.2	7	5	37	13	38	2.9	16	0
2011 TEN	16	16	518	319	3,571	61.6%	6.9	18	14	80t	20	52	2.6	21	0
2010 SEA	14	14	444	266	3,001	59.9%	6.8	12	17	87t	23	60	2.6	20t	3
2009 SEA	14	14	488	293	3,029	60.0%	6.2	17	17	53	26	119	4.6	23	0
2008 SEA	7	7	209	109	1,216	52.2%	5.8	5	10	34	11	69	6.3	15	0
2007 SEA	16	16	562	352	3,966	62.6%	7.1	28	12	65	39	89	2.3	12	0
2006 SEA	12	12	371	210	2,442	56.6%	6.6	18	15	72t	18	110	6.1	19	0
2005 SEA	16	16	449	294	3,459	65.5%	7.7	24	9	56	36	124	3.4	23	1
2004 SEA	14	14	474	279	3,382	58.9%	7.1	22	15	60	27	90	3.3	19	1
2003 SEA	16	16	513	313	3,841	61.0%	7.5	26	15	80t	36	125	3.5	18	2
2002 SEA	16	10	419	267	3,075	63.7%	7.3	15	10	49	40	202	5.1	21	1
2001 SEA	13	12	321	176	2,023	54.8%	6.3	7	8	64	40	141	3.5	17	0
2000 GB	16	0	19	10	104	52.6%	5.5	1	0	27t	4	-5	-1.3	-1	0
1999 GB	16	0	10	3	41	30.0%	4.1	1	0	19	6	15	2.5	13	0
1998 GB							PRACTICE SQUAD								
TOTAL	**197**	**152**	**5,030**	**3,036**	**34,647**	**60.4%**	**6.9**	**201**	**148**	**87t**	**341**	**1,227**	**3.6**	**23**	**8**

2013 POSTSEASON GAME-BY-GAME STATISTICS

			Passing									Rushing			
Date/Opp.	**GP**	**GS**	**Att.**	**Comp.**	**Yards**	**Pct.**	**Yds/Att.**	**TD**	**INT**	**LG**	**No.**	**Yards**	**Avg.**	**LG**	**TD**
1/4 vs. KC							DID NOT PLAY								
1/11 @ NE															
TOTAL	0	0	0	0	0	0.0%	0.0	0	0	0	0	0	0.0	0	0

CAREER POSTSEASON STATISTICS

			Passing									Rushing			
Year	**GP**	**GS**	**Att.**	**Comp.**	**Yards**	**Pct.**	**Yds/Att.**	**TD**	**INT**	**LG**	**No.**	**Yards**	**Avg.**	**LG**	**TD**
2013 IND	0	0	0	0	0	0.0%	0.0	0	0	0	0	0	0.0	0	0
2010 SEA	2	2	81	48	530	59.3%	6.5	7	1	46t	2	-1	-0.5	0	0
2007 SEA	2	2	65	39	423	60.0%	6.5	2	2	35	3	0	0.0	1	0
2006 SEA	2	2	69	36	435	52.2%	6.3	3	3	37t	3	11	3.7	8	0
2005 SEA	3	3	103	62	707	60.2%	6.9	4	1	37	15	83	5.5	18	1
2004 SEA	1	1	43	27	341	62.8%	7.9	2	1	25	2	26	13.0	17	0
2003 SEA	1	1	45	25	305	55.6%	6.8	0	1	34	0	0	0.0	0	0
TOTAL	**11**	**11**	**406**	**237**	**2,741**	**58.4%**	**6.8**	**18**	**9**	**46t**	**25**	**119**	**4.8**	**18**	**1**



STANLEY HAVILI

Fullback 6-0 243 USC

NFL Exp: 2 (1st Year with Colts)
How Acquired: TR – 2013 (Philadelphia)
Born: 11/14/87
GP/GS (Postseason): 28/10 (1/0)

39

CAREER TRANSACTIONS:

- Acquired by the Colts in a trade with the Philadelphia Eagles in exchange for defensive end Clifton Geathers on March 28, 2013.
- Signed by the Eagles on January 2, 2012.
- Signed to the Eagles practice squad on September 4, 2011.
- Waived by the Eagles on September 2, 2011.
- Selected by the Eagles in the seventh-round (240th overall) of the 2011 NFL Draft.

2013 (COLTS):

- Started his first game in a Colts uniform at fullback in the team's regular season opener against Oakland (9/8). Assisted in opening rushing lanes for Indianapolis to total 127 rushing yards.
- Caught two passes for 12 yards, his first receptions as a member of the Colts, in the team's Week 2 loss against Miami (9/15). Also blocked for the team to record 133 rushing yards for a 5.1 average.
- Started a Week 3 meeting at San Francisco (9/22) at fullback and caught one pass for no gain. Provided rushing lanes for the Colts to generate 184 net yards, marking the team's third consecutive week with 100-plus rushing yards. Added one special teams tackle.
- Made a start at fullback in the team's Week 4 victory at Jacksonville (9/29). Totaled three rushes and caught two passes for one yard. Assisted a Colts rushing attack that generated 157 net yards marking the team's fourth consecutive 100-yard rushing contest. Contributed with one tackle on special teams.
- Listed as inactive for the team's Week 5 victory against Seattle (10/6).
- Caught one pass for 12 yards starting at fullback during a Week 6 loss at San Diego (10/14). Also provided rushing lanes for a Colts offense that logged 74 rushing yards.
- In a Week 7 victory against Denver (10/20) logged one reception for a 20-yard touchdown in the second quarter and added one carry for two yards. Also contributed on special teams and finished with two tackles and a forced fumble, which was recovered by the Colts and led to a Darrius Heyward-Bey touchdown on the next play. The score marked his first touchdown as a member of the Colts and the first receiving touchdown of his career. His forced fumble was also the first of his career.
- Started at fullback in a Week 9 win at Houston (11/3) and totaled one catch for one yard while blocking for 69 rushing yards generated by the team in the victory. Also added one tackle on special teams.
- Established single-game career highs in receptions (three) and receiving yards (25) while contributing with one rush for one yard in a Week 10 loss against St. Louis (11/10). Also added one special teams tackle.
- Contributed with one rush for four yards and one reception for nine yards, starting at fullback in the team's Week 11 victory at Tennessee (11/14). Also blocked for a Colts rushing attack that totaled 137 yards, the team's seventh 100-yard rushing performance of the season.
- Was listed as inactive for a Week 12 loss at Arizona (11/24).
- In a Week 13 win against Tennessee (12/1), started at fullback and tied a career-best with three receptions and set a career-high with 29 receiving yards.
- Started at fullback in a Week 14 loss at Cincinnati (12/8) and paved the way for a rushing attack that totaled 63 yards on 12 carries. Also saw action on special teams and finished with two tackles.
- Listed as inactive for a Week 15 win against Houston (12/15).
- In a Week 16 victory at Kansas City (12/22), totaled one rush and added one reception for one yard. Also assisted a rushing attack that finished with 135 yards. Participated on special teams and posted one tackle.
- Tallied two receptions for 18 yards and assisted a Colts rushing attack that generated 80 yards in a Week 17 victory against Jacksonville (12/29).
- Participated in his first career playoff game during the team's Wild Card victory against Kansas City (1/4) and opened rushing lanes for and Indianapolis offense that totaled 100 yards as running back Donald Brown led the team with 11 carries for 55 yards. Also contributed with one tackle on special teams.

2012 (EAGLES):

- Played in 15 games (two starts) and was inactive for one game.
- Totaled six rushes for 22 yards and a touchdown while adding seven receptions for 43 yards.
- Ranked third on the team with 11 special teams tackles.
- Helped pave the way for five 100-yard rushing performances by running backs LeSean McCoy and Bryce Brown.
- Started in his first career NFL game at Cleveland (9/9).
- Scored his first career touchdown on a one-yard plunge in the fourth quarter against Dallas (11/11) and added three special teams tackles in the game.
- Blocked for Bryce Brown to run for a season-high 178 yards and two touchdowns on 19 carries against Carolina (11/26).
- The following week at Dallas (12/2), helped pave the way for Brown to rush for 169 yards and two touchdowns on 24 carries.

2011 (EAGLES):

- Spent the entire season on the Eagles practice squad.

COLLEGE:

- Played in 52 career games (48 starts) at USC and totaled 1,799 scrimmage yards (1,290 receiving, 509 rushing) and 15 total touchdowns (12 receiving, three rushing).
- Earned All-Pac 10 honorable mention accolades as a senior in 2010.
- Was a team captain who started in all 13 games and ranked third on the team with 32 receptions for 296 yards and two touchdowns while rushing for 166 yards and one touchdown.
- Named USC's Most Inspirational Player as a senior and shared the team's Co-Lifters Award with defensive tackle Christian Tupou.
- Started in 10-of-11 games as a junior in 2009, posting 24 receptions for 298

HAVILI SINGLE-GAME HIGHS

Att:	3, at JAX (9/29/13)
Yards:	15 vs. NYG (9/30/12)
TDs:	1 vs. DAL (11/11/12)
LG:	8 vs. NYG (9/30/12)

yards and two scores and adding 138 yards on the ground.
- Played in 12 games (11 starts) as a sophomore in 2008, catching 24 passes for 324 yards and three touchdowns while rushing for 71 yards.
- Started in all 13 games as a freshman in 2007 and notched 34 receptions for 248 yards and five scores, adding 134 rushing yards.

PERSONAL:

- Earned All-America honors as a senior at Cottonwood High School in Salt Lake City after accumulating 2,652 all-purpose yards, including over 1,500 yards rushing and 1,000 yards receiving, and 32 total touchdowns.
- Graduated with a degree in public policy, management and planning from USC and hopes to pursue a career in commercial real estate when his playing days are over.
- His parents, Tevita and Elva, were Tongan immigrants.
- His wife, Jocelyn, gave birth to their first child, Holiday, during the 2012 season.
- A native of Salt Lake City.

2013 GAME-BY-GAME STATISTICS

			Rushing					Receiving				
Date/Opp.	**GP**	**GS**	**No.**	**Yards**	**Avg.**	**LG**	**TD**	**No.**	**Yards**	**Avg.**	**LG**	**TD**
9/8 vs. OAK	1	1	0	0	0.0	0	0	0	0	0.0	0	0
9/15 vs. MIA	1	0	0	0	0.0	0	0	2	12	6.0	7	0
9/22 @ SF	1	1	0	0	0.0	0	0	1	0	0.0	0	0
9/29 @ JAX	1	1	3	0	0.0	3	0	2	1	0.5	3	0
10/6 vs. SEA						INACTIVE						
10/14 @ SD	1	1	0	0	0.0	0	0	1	12	12.0	12	0
10/20 vs. DEN	1	0	1	2	2.0	2	0	1	20	20.0	20t	1
11/3 @ HOU	1	1	0	0	0.0	0	0	1	1	1.0	1	1
11/10 vs. STL	1	0	1	1	1.0	1	0	3	25	8.3	13	0
11/14 @ TEN	1	1	1	4	4.0	4	0	1	9	9.0	9	0
11/24 @ ARZ						INACTIVE						
12/1 vs. TEN	1	1	0	0	0.0	0	0	3	29	9.7	19	0
12/8 @ CIN	1	1	0	0	0.0	0	0	0	0	0.0	0	0
12/15 vs. HOU						INACTIVE						
12/22 @ KC	1	0	1	0	0.0	0	0	1	1	1.0	1	0
12/29 vs. JAX	1	0	0	0	0.0	0	0	2	18	9.0	15	0
2013 TOTALS	**13**	**8**	**7**	**7**	**1.0**	**4**	**0**	**18**	**128**	**7.1**	**20t**	**2**

2013 POSTSEASON GAME-BY-GAME STATISTICS

			Rushing					Receiving				
Date/Opp.	**GP**	**GS**	**No.**	**Yards**	**Avg.**	**LG**	**TD**	**No.**	**Yards**	**Avg.**	**LG**	**TD**
1/4 vs. KC	1	0	0	0	0.0	0	0	0	0	0.0	0	0
1/11 @ NE												
TOTAL	1	0	0	0	0.0	0	0	0	0	0.0	0	0

CAREER REGULAR SEASON STATISTICS

			Rushing					Receiving				
Year	**GP**	**GS**	**No.**	**Yards**	**Avg.**	**LG**	**TD**	**No.**	**Yards**	**Avg.**	**LG**	**TD**
2013 IND	13	8	7	7	1.0	4	0	18	128	7.1	20t	2
2012 PHI	15	2	6	22	3.7	8	1	7	43	6.1	9	0
2011 PHI					PRACTICE SQUAD							
TOTAL	**28**	**10**	**13**	**29**	**2.2**	**8**	**1**	**25**	**171**	**6.8**	**20t**	**2**

SPECIAL TEAMS TACKLES: 19 (2013 - 8, 2012 - 11)

ADDITIONAL STATISTICS: Forced a fumble on a kickoff return vs. Denver (10/20/13)

CAREER POSTSEASON STATISTICS

Year	**GP**	**GS**	**No.**	**Yards**	**Avg.**	**LG**	**TD**	**No.**	**Yards**	**Avg.**	**LG**	**TD**
2013 IND	1	0	0	0	0.0	0	0	0	0	0.0	0	0
TOTAL	**1**	**0**	**0**	**0**	**0.0**	**0**	**0**	**0**	**0**	**0.0**	**0**	**0**

POSTSEASON SPECIAL TEAMS TACKLES: 2013 - 1



DANIEL HERRON

Running Back 5-10 212 Ohio State

NFL Exp: 1 (1st Year with Colts)
How Acquired: FA – 2013
Born: 3/21/89
GP/GS (Postseason): 9/0 (0/0)

36

CAREER TRANSACTIONS:

• Placed on Injured Reserve on December 3, 2013.
• Signed by the Colts from the Cincinnati Bengals practice squad on October 9, 2013.
• Signed to the Bengals practice squad on September 1, 2013.
• Waived by the Bengals on August 31, 2013.
• Elevated to the Bengals active roster on December 4, 2012.
• Signed to the Bengals practice squad on September 1, 2012.
• Waived by the Bengals on August 31, 2012.
• Selected by the Bengals in the sixth round (191st overall) of the 2012 NFL Draft.

2013 (BENGALS/COLTS):

• Spent the first five weeks of the season on the Bengals practice squad before being signed to the Colts active roster on October 9, 2013.
• Was listed as inactive for a Week 6 loss at San Diego (10/14).
• Saw action in his first game as a member of the Colts on special teams during a Week 7 victory against Denver (10/20).
• Competed on special teams in a Week 9 victory at Houston (11/3) and finished the contest with one tackle.
• Caught his first career pass in the fourth quarter and gained 57 yards in a Week 10 loss against St. Louis (11/10). Also returned his first career kickoff in the first quarter (13 yards).
• Participated on special teams during the team's Week 11 victory at Tennessee (11/14) and contributed with a fumble recovery on a Titans kickoff in the third quarter. The Colts scored a touchdown on the ensuing possession.
• Led the Colts in rushing with 33 yards on four carries in a Week 12 loss at Arizona (11/24).
• In a Week 13 win against Tennessee (12/1), did not record a rush. Participated on special teams and totaled one tackle.
• Placed on Injured Reserve on December 3.

2012 (BENGALS):

• Played in three games and recorded a blocked punt, four special teams tackles and four rushes for five yards.
• Made his NFL debut against Dallas (12/9) and partially blocked a Cowboys punt in the second quarter, with the ball traveling just 39 yards.
• Pushed Eagles wide receiver Marvin McNutt into the path of the punter, forcing a blocked punt that he recovered and returned three yards at Philadelphia (12/13). Also had three rushes for eight yards and logged two special teams tackles.
• Posted two special teams tackles against Baltimore (12/30).

COLLEGE:

• Played four seasons (2008-2011) at Ohio State, appearing in 41 career games with 22 starts.
• Rushed 592 times for 2,869 yards and 32 touchdowns to go along with 44 receptions for 309 yards and a touchdown.
• As a senior in 2011, rushed for 675 yards on 134 carries in seven games, averaging 96.4 yards per game and 5.0 yards per carry.
• As a junior in 2010, earned First Team All-Big Ten honors, rushing 216 times for 1,155 yards and 16 touchdowns. Also recorded career highs in receptions (19) and receiving yards (180).
• Helped the Buckeyes finish with the No. 5 national ranking after a 12-1 season that included a Sugar Bowl victory over Arkansas.
• His 175-yard rushing day against Michigan included an 89-yard touchdown run, which was the longest rush in school history.
• As a sophomore in 2009, totaled 153 rushing attempts for 600 yards and seven touchdowns as well as 11 receptions for 66 yards and a touchdown in 10 games played (four starts).
• As a freshman in 2008, compiled 439 yards and six touchdowns on 89 carries and six receptions for 29 yards in 11 games (two starts).

PERSONAL:

• Attended Warren G. Harding High School, where he earned all-state first-team honors as a senior, rushing for 1,434 yards and 18 touchdowns.
• Earned a degree from Ohio State in African-American Studies.
• Widely known by the nickname "Boom."
• Brother, David, was a linebacker at Michigan State and played in the NFL from 2007-2010.
• Originally from Warren, Ohio.

HERRON SINGLE-GAME HIGHS

Att:	4 at ARZ (11/24/13)
Yards:	33 at ARZ (11/24/13)
TDs:	0
LG:	22 at ARZ (11/24/13)

2013 GAME-BY-GAME STATISTICS

			Rushing					Receiving				
Date/Opp.	**GP**	**GS**	**No.**	**Yards**	**Avg.**	**LG**	**TD**	**No.**	**Yards**	**Avg.**	**LG**	**TD**
9/8 vs. OAK					NOT ON TEAM							
9/15 vs. MIA					NOT ON TEAM							
9/22 @ SF					NOT ON TEAM							
9/29 @ JAX					NOT ON TEAM							
10/6 vs. SEA					NOT ON TEAM							
10/14 @ SD					INACTIVE							
10/20 vs. DEN	1	0	0	0	0.0	0	0	0	0	0.0	0	0
11/3 @ HOU	1	0	0	0	0.0	0	0	0	0	0.0	0	0
11/10 vs. STL	1	0	1	0	0.0	0	0	1	57	57.0	57	0
11/14 @ TEN	1	0	0	0	0.0	0	0	0	0	0.0	0	0
11/24 @ ARZ	1	0	4	33	8.3	22	0	0	0	0.0	0	0
12/1 vs. TEN	1	0	0	0	0.0	0	0	0	0	0.0	0	0
12/8 @ CIN					INJURED RESERVE							
12/15 vs. HOU					INJURED RESERVE							
12/22 @ KC					INJURED RESERVE							
12/29 vs. JAX					INJURED RESERVE							
2013 TOTALS	**6**	**0**	**5**	**33**	**6.6**	**22**	**0**	**1**	**57**	**57.0**	**57**	**0**

CAREER REGULAR SEASON STATISTICS

			Rushing					Receiving				
Year	**GP**	**GS**	**No.**	**Yards**	**Avg.**	**LG**	**TD**	**No.**	**Yards**	**Avg.**	**LG**	**TD**
2013 IND	6	0	5	33	6.6	22	0	1	57	57.0	57	0
2012 CIN	3	0	4	5	1.3	6	0	0	0	0.0	0	0
TOTAL	**9**	**0**	**9**	**38**	**4.2**	**22**	**0**	**1**	**57**	**57.0**	**57**	**0**

SPECIAL TEAMS TACKLES: 6 (2013 - 2, 2012 - 4)

ADDITIONAL STATISTICS: Recovered his own blocked punt and returned it 3 yards at Philadelphia 12/13/12; Recovered a fumble on a kickoff at Tennessee 11/14/13



DARRIUS HEYWARD-BEY

Wide Receiver 6-2 220 Maryland

NFL Exp: 5 (1st Year with Colts)
How Acquired: FA – 2013
Born: 2/26/87
GP/GS (Postseason): 72/64 (1/0)

81

CAREER TRANSACTIONS:

- Signed by the Colts as a free agent on April 1, 2013.
- Released by the Oakland Raiders on March 12, 2013.
- Selected by the Raiders in the first-round (seventh overall) of the 2009 NFL Draft.

PRO CAREER:

- Has posted four career 100-yard receiving games, including three in 2011.
- Tallied a career-high five touchdown receptions in 2012.
- Recorded career highs in receptions (64) and receiving yards (975) in 2011 to go along with four touchdowns.

2013 (COLTS):

- In his first game as a member of the Colts, started at wide receiver and caught three passes for 33 yards against Oakland (9/8). Made crucial catches in two of the team's three scoring drives (first quarter and fourth quarter), which resulted in first downs.
- Started at wide receiver in the team's Week 2 contest against Miami (9/15) and tallied two catches for 10 yards.
- Finished with five receptions for 59 yards and a long catch of 19 yards in the team's Week 3 victory at San Francisco (9/22). Averaged 11.8 yards per catch.
- In a Week 4 victory at Jacksonville (9/29), started at wide receiver and recorded three receptions for 33 yards (11.0 avg.) and a long reception of 16 yards.
- Posted his first rush of the season for seven yards, but did not record a catch in the team's Week 5 victory against Seattle (10/6).
- Started at wide receiver in a Week 6 loss at San Diego (10/14) and finished with one reception for 11 yards.
- Contributed with four receptions for 44 yards and one touchdown while tying a career-long with a 30-yard rush in a Week 7 victory against Denver (10/20). The touchdown, which was his first as a member of the Colts, came after the team recovered a Broncos fumble on a punt return.
- Totaled one reception for 11 yards starting at wide receiver in the team's comeback victory at Houston (11/3).
- In a Week 10 loss against St. Louis (11/10), started at wide receiver and caught three passes for 30 yards.
- Started at wide receiver in a Week 11 win at Tennessee (11/14) and finished with one reception for 10 yards.
- Caught three passes for 22 yards, with a long reception of 10 yards in a Week 12 loss at Arizona (11/24). Also contributed with a two-point conversion on the team's lone touchdown drive in the fourth quarter.
- Started at wide receiver and tallied one reception for 23 yards while posting one rush in a Week 13 victory against Tennessee (12/1).
- Finished with two receptions for 23 yards in a Week 14 loss at Cincinnati (12/8).
- In a Week 15 win against Houston (12/15), competed at wide receiver, but did not finish with a catch.
- Saw action at wide receiver and on special teams in a Week 16 victory at Kansas City (12/22). Finished with two special teams tackles.
- Participated on special teams in a Week 17 win against Jacksonville (12/29) and finished with one tackle.
- Competed in his first career playoff game during the team's Wild Card victory against Kansas City (1/4) and finished with one special teams tackle.

2012 (RAIDERS):

- Played in 15 games (14 starts) and compiled 606 yards on 41 receptions, including a career-high five touchdowns. Also totaled 16 yards on two carries.
- Caught his first touchdown of the season, a game-tying three-yard score late in the first half against Pittsburgh (9/23).
- Notched a season-high 85 yards on four receptions against Jacksonville (10/21).
- Scored his second touchdown of the season on a 32-yard reception at Kansas City (10/28).
- Was elected a game-week captain before returning to his home state of Maryland in the team's contest at Baltimore (11/11). Caught a 55-yard touchdown pass late in the first half. Finished the game with five receptions for 82 yards.
- Reeled in five catches for 82 yards and a touchdown against Denver (12/6).
- Caught his fifth touchdown of the season at San Diego (12/30), which surpassed his previous single-season career-high in 2011 (four).

2011 (RAIDERS):

- Led the team and established career highs with 64 receptions for 975 yards to go along with four touchdowns.
- Produced three 100-yard receiving games.
- Had four catches for 115 yards against New England (10/2), marking his second career 100-yard receiving game. Also had a season-long 58-yard reception.
- Totaled 99 yards on seven receptions, including a 34-yard touchdown reception in the second quarter at Houston (10/9).
- Caught six passes for 82 yards against Cleveland (10/16).
- Notched five receptions for 89 yards against Kansas City (10/23).
- Caught a three-yard touchdown pass, his second of the season at Miami (12/4).
- Registered five receptions for 78 yards at Green Bay (12/11).
- Set a career-high with 155 receiving yards on eight catches, including a 43-yard touchdown against Detroit (12/18).
- Hauled in a 53-yard pass in overtime to set up the game-winning field goal at Kansas City (12/24). Finished the day with four catches for 70 yards.
- Set a career-high with nine catches for 130 yards and a touchdown against San Diego (1/1/12).
- Finished the last four games of the season with 26 receptions for 433 yards and two touchdowns.

2010 (RAIDERS):

- Played in 15 games (14 starts) and recorded 26 receptions for 366 yards

HEYWARD-BEY SINGLE-GAME HIGHS

Rec:	9 vs. SD (1/1/12)
Yards:	155 vs. DET (12/18/11)
TDs:	1, 12 times (Last: vs. DEN 10/20/13)
LG:	69t vs. SEA (10/31/10)

and one touchdown.
- Totaled six receptions for 80 yards in the second game of the season against St. Louis (9/19).
- Produced five receptions for a season-high 105 yards and a touchdown against Seattle (10/31). The performance marked his first career 100-yard game and his first touchdown of the season. Posted a career-long 69-yard touchdown reception in the fourth quarter and added a 30-yard run on a reverse.
- Tallied two receptions for 40 yards at Jacksonville (12/12).
- Caught four passes for 40 yards against Indianapolis (12/26).

2009 (RAIDERS):
- Started 11 games as a rookie and finished the year with nine receptions for 124 yards and a touchdown. Also rushed twice for 19 yards.
- Was inactive due to injury for the final five games.
- Made his NFL debut, starting at wide receiver against San Diego (9/14). Along with wide receiver Louis Murphy, became the first rookie receiver duo to start an NFL game since 2000 and the third since 1977.
- Recorded his first career reception for 18 yards at Kansas City (9/20).
- On Thanksgiving Day at Dallas (11/26), matched a season-high with two receptions for 21 yards and his first career touchdown, a four-yard toss in the third quarter.

COLLEGE:
- A two-time All-ACC performer at the University of Maryland.
- A Freshman All-America selection in 2006 and All-America honorable mention choice in 2007. Helped the Terps to three bowl games.
- Left Maryland ranked second in program history in career receiving yards (2,089), trailing only Jermaine Lewis.
- His 4.23-second 40-yard dash in 2006 set the school record among wide receivers.
- Started 12 games as a junior, when he ranked among the nation's leaders in rushing by a wide receiver with a career-high 202 yards.
- Had a career-long 76-yard run on a reverse at Clemson, the longest carry by a Maryland player since 2003.
- Recorded a career-high 11 receptions for a season-high 101 yards, including a nine-yard touchdown reception against Wake Forest.
- An All-America honorable mention choice by *Pro Football Weekly* as a sophomore and led the team in receptions (51) and receiving yards (786), starting all 13 games.
- Took a reverse and ran a season-long 54 yards against Wake Forest.
- Scored on a 37-yard run off a reverse against Boston College.
- As a redshirt freshman, named a First Team All-America Freshman selection by both *The Sporting News* and *Rivals.com*, in addition to second-team All-ACC honors.
- Played in all 13 games, including 10 starts and led the team in receptions (45) while posting a Maryland freshman record with 694 receiving yards.
- Against Miami, tied a season-high with five catches for a career-best 175 yards, including touchdowns of 65 and 96 yards. The 96-yard touchdown was the longest in school history, eclipsing a 92-yarder in 1949.
- Majored in American studies.

PERSONAL:
- Attended McDonogh School in Owings Mills, Md.
- Lettered three times and started two seasons, playing wide receiver and outside linebacker.
- Had 47 receptions for 821 yards and 10 touchdowns as a senior, and 40 catches for 802 yards and 12 touchdowns as a junior.
- A consensus all-state first-team choice as a senior.
- A *PrepStar* and *SuperPrep* All-America selection.
- An all-area and all-conference selection as a junior.
- Was an All-America first-team selection in the indoor 60-meter dash, finishing fifth at nationals as a junior.
- Captured the state championships in the 100 and 200 meters.

2013 GAME-BY-GAME STATISTICS

			Receiving					Rushing				
Date/Opp.	GP	GS	No.	Yards	Avg.	LG	TD	No.	Yards	Avg.	LG	TD
9/8 vs. OAK	1	1	3	33	11.0	16	0	0	0	0.0	0	0
9/15 vs. MIA	1	1	2	10	5.0	6	0	0	0	0.0	0	0
9/22 @ SF	1	1	5	59	11.8	19	0	0	0	0.0	0	0
9/29 @ JAX	1	1	3	33	11.0	16	0	0	0	0.0	0	0
10/6 vs. SEA	1	1	0	0	0.0	0	0	1	7	7.0	7	0
10/14 @ SD	1	1	1	11	11.0	11	0	0	0	0.0	0	0
10/20 vs. DEN	1	1	4	44	11.0	27	1	1	30	30.0	30	0
11/3 @ HOU	1	1	1	11	11.0	11	0	0	0	0.0	0	0
11/10 vs. STL	1	1	3	30	10.0	13	0	0	0	0.0	0	0
11/14 @ TEN	1	1	1	10	10.0	10	0	0	0	0.0	0	0
11/24 @ ARZ	1	0	3	22	7.3	10	0	0	0	0.0	0	0
12/1 vs. TEN	1	1	1	23	23.0	23	0	1	-11	-11.0	-11	0
12/8 @ CIN	1	0	2	23	11.5	12	0	0	0	0.0	0	0
12/15 vs. HOU	1	0	0	0	0.0	0	0	0	0	0.0	0	0
12/22 @ KC	1	0	0	0	0.0	0	0	0	0	0.0	0	0
12/29 vs. JAX	1	0	0	0	0.0	0	0	0	0	0.0	0	0
2013 TOTALS	**16**	**11**	**29**	**309**	**10.7**	**27**	**1**	**3**	**26**	**8.7**	**30**	**0**

2013 POSTSEASON GAME-BY-GAME STATISTICS

			Receiving					Rushing				
Date/Opp.	GP	GS	No.	Yards	Avg.	LG	TD	No.	Yards	Avg.	LG	TD
1/4 vs. KC	1	0	0	0	0.0	0	0	0	0	0.0	0	0
1/11 @ NE												
TOTAL	**1**	**0**	**0**	**0**	**0.0**	**0**	**0**	**0**	**0**	**0.0**	**0**	**0**

CAREER REGULAR SEASON STATISTICS

			Receiving					Rushing				
Year	GP	GS	No.	Yards	Avg.	LG	TD	No.	Yards	Avg.	LG	TD
2013 IND	16	11	29	309	10.7	27	1	3	26	8.7	30	0
2012 OAK	15	14	41	606	14.8	59	5	2	16	8.0	20	0
2011 OAK	15	14	64	975	15.2	58	4	0	0	0.0	0	0
2010 OAK	15	14	26	366	14.1	69t	1	4	48	12.0	30	0
2009 OAK	11	11	9	124	13.8	24	1	2	19	9.5	20	0
TOTAL	**72**	**64**	**169**	**2,380**	**14.1**	**69t**	**12**	**11**	**109**	**9.9**	**30**	**0**

ADDITIONAL STATISTICS: Caught a pass for a two-point conversion at Arizona (11/24/13)

SPECIAL TEAMS TACKLES: 3 (2013 - 3)

CAREER POSTSEASON STATISTICS

			Receiving					Rushing				
Year	GP	GS	No.	Yards	Avg.	LG	TD	No.	Yards	Avg.	LG	TD
2013 IND	1	0	0	0	0.0	0	0	0	0	0.0	0	0
TOTAL	**1**	**0**	**0**	**0**	**0.0**	**0**	**0**	**0**	**0**	**0.0**	**0**	**0**

POSTSEASON SPECIAL TEAMS TACKLES: 2013 - 1

JUSTIN HICKMAN

Outside Linebacker 6-2 249 UCLA

NFL Exp: 2 (2nd Year With Colts)
How Acquired: FA – 2012
Born: 7/20/85
GP/GS (Postseason): 12/0 (0/0)

55

CAREER TRANSACTIONS:
- Placed on Injured Reserve on August 14, 2013.
- Signed by the Colts as a free agent on February 9, 2012.
- Was signed by the Hamilton Tiger-Cats of the Canadian Football League in 2009.
- Originally signed by the Washington Redskins as an undrafted free agent on April 30, 2007, but was released prior to the start of the regular season on September 1.

2013 (COLTS):
- Placed on Injured Reserve on August 14, 2013.

2012 (COLTS):
- Appeared in 12 games and totaled 14 tackles, including six solo stops. Also contributed with three special teams tackles.
- Was placed on Injured Reserve on December 4, 2012.
- Saw action in his first career NFL contest at Chicago (9/9) and added one special teams tackle. Along with teammate Joe Lefeged, assisted in pinning two of Pat McAfee's punts inside the five-yard line.
- Posted three tackles in the team's Week 3 contest against Jacksonville (9/23).
- Saw action at outside linebacker against Green Bay (10/7) and totaled two tackles.
- Recorded two tackles and applied pressure to Dolphins quarterback Ryan Tannehill against Miami (11/4).
- Participated at linebacker at Jacksonville (11/8) and notched two tackles.

CFL CAREER:
- In three seasons with the Hamilton Tiger-Cats (2009-2011), recorded 144 tackles, 27.0 sacks and three fumble recoveries.

2011 (HAMILTON TIGER-CATS):
- Started all 18 games and was named an East Division All-Star and CFL All-Star. Finished the season with 49 tackles, 13.0 sacks, two tackles for loss and five forced fumbles.
- Nominated as the Tiger-Cats Most Outstanding Player and Most Outstanding Defensive Player.
- Tied for the CFL lead with 13.0 sacks.
- Competed in both of Hamilton's playoff contests.

2010 (HAMILTON TIGER-CATS):
- Started all 18 games in his second season with the Tiger-Cats and finished the year with 7.0 sacks.
- Played in the team's Eastern Semi-Final loss to Toronto.

2009 (HAMILTON TIGER-CATS):
- Started all 18 games at defensive end in his rookie CFL season.
- Made his debut on July 1 against Toronto and recorded his first career sack when he brought down Argos quarterback Kerry Joseph in the second quarter.
- Named CFL Defensive Player of the Week (17).
- Selected as the CFL Defensive Player of the Month in October.
- Started in the team's Eastern Semi-Final loss to B.C.

2007:
- Signed with the Redskins on April 30, but was released by the team prior to the start of the regular season.

COLLEGE:
- Spent three seasons (2004-06) at UCLA and totaled 95 tackles (60 solo), 19.5 sacks and 31 tackles for loss in 35 games.
- Was named to the All-Pac-10 Conference team, the 2006 Walter Camp All-America team and was a consensus All-America selection in 2006.
- Was a finalist for the 2006 Ted Hendricks Award, presented annually to the nation's top defensive end.
- Named UCLA's Defensive MVP and Most Outstanding Senior in 2006.
- Played one season (2003) at Glendale Community College where he tallied 60 tackles and 10.0 sacks.
- Earned First Team Western States Football League honors and First Team Arizona College accolades.
- Majored in history.

PERSONAL:
- Attended St. Mary's High School in Phoenix and competed at defensive end and offensive guard.
- Won the Desert Valley Region Championship in his senior season.
- Named First Team Desert Valley Region as a senior on defense and second-team honors on offense.
- Along with football, lettered in track in throwing events.
- Hickman's father, Donnie, played on the offensive line at USC from 1974-77.
- Resides in Glendale, Ariz.

CAREER REGULAR SEASON STATISTICS

Year	GP	GS	Solo	Asst.	Total	Sacks	PD	FF	FR	INT	Yds	Avg.	LG	TD
2012 IND	12	0	6	8	14	0.0	0	0	0	0	0	0.0	0	0
TOTAL	**12**	**0**	**6**	**8**	**14**	**0.0**	**0**	**0**	**0**	**0**	**0**	**0.0**	**0**	**0**

SPECIAL TEAMS TACKLES: 3 (2012 – 3)

HICKMAN SINGLE-GAME HIGHS

Tackles:	3 vs. JAX (9/23/12)
Sacks:	0
FF:	0
FR:	0

T.Y. HILTON

Wide Receiver 5-9 178 Florida International

NFL Exp: 2 (2nd Year with Colts)
How Acquired: D3 – 2012 (92nd overall)
Born: 11/14/89
GP/GS (Postseason): 30/11 (2/1)

13

CAREER TRANSACTIONS:

• Selected by the Colts in the third-round (92nd overall) of the 2012 NFL Draft.

PRO CAREER:

• Set franchise postseason records with 13 catches and 224 yards during the team's Wild Card victory against Kansas City on January 4, 2014. Became the second player in team postseason history to finish a game with 200-plus receiving yards.
• Established regular season career highs in receptions (11) and receiving yards (155) win a Week 17 meeting against Jacksonville on December 29, 2013.
• Tied a franchise record and set a career-high with three touchdowns in a win at Houston on Nov. 3, 2013.
• Became the sixth player in NFL history to register 10 100-yard receiving games in the first two seasons of a career.
• Recorded five 100-yard receiving games in 2012, a Colts rookie record.
• Finished with the second-most receiving yards (861) by a rookie in franchise history.
• Ranked first among NFL rookies in receiving touchdowns (seven) in 2012.
• Became the first player in Colts history to score on a punt return and catch a pass for a touchdown when he accomplished the feat against Buffalo on November 26, 2012. Was named AFC Special Teams Player of the Week for his performance.
• Posted his first 1,000-yard receiving season in 2013.
• Set the franchise record for the most receiving yards (1,944) and ranks second for the most receptions (132) in a Colts player's first two seasons with the team.

2013 (COLTS):

• In the regular season opener against Oakland (9/8), tallied three catches for 20 yards with a long reception of 12 yards. Also contributed with one punt return for 23 yards.
• Finished a Week 2 contest against Miami (9/15) with a career-high 124 receiving yards while tying a then-career-high in receptions (six). Topped his previous career-high of 113 yards all in the first half. It was the highest first half receiving yardage total for the Colts dating back to December 6, 2009 when Pierre Garcon recorded 126 yards against Tennessee. With the 100-yard contest, tied Jim Mutscheller for 10th place in Colts history with his sixth career 100-yard game.
• Caught two passes for 13 yards and contributed with two punt returns for 16 yards in the team's Week 3 victory at San Francisco (9/22).
• Made his second career start at wide receiver in the team's Week 4 victory at Jacksonville (9/29). Finished the contest with four catches for 45 yards and a long catch of 18 yards. Also totaled two rushes for six yards.
• In a Week 5 victory against Seattle (10/6), finished the game with five catches for a career-high 140 yards (28.0 avg.) and two touchdowns. Notched a 73-yard touchdown (career-long reception) on his first catch of the game in the first quarter to give the Colts their first points of the game. His second score came in the third quarter on a 29-yard reception. The first score marked his fourth career touchdown of 60 yards or more dating back to 2012. The only other player in the NFL with more in that span is Adrian Peterson (six). With 140 yards against Seattle, he tied Dallas Clark (seventh) for ninth in Colts history in career 100-plus-yard receiving performances. The multiple-touchdown performance was the second of his career.
• Totaled five receptions for 43 yards and a long catch of 11 yards in a Week 6 loss at San Diego (10/14).
• Contributed with two receptions for 27 yards and a long catch of 19 yards in the team's Week 7 victory against Denver (10/20). Also returned three punts for 35 yards in the win.
• Recorded his eighth career 100-yard game after leading the team with seven receptions (a career-high) for 121 yards in a win at Houston (11/3). Established a career-high and tied a franchise record with three touchdowns. The second score came on a 58-yard pass from quarterback Andrew Luck in the fourth quarter, which marked the fifth connection the duo recorded of 50-plus yards since 2012. With 121 receiving yards, tied John Mackey (eight) for the eighth-most 100-yard games in Colts history. Returned a punt 34 yards in the second quarter, which was his longest of the season.
• In a Week 10 loss against St. Louis (11/10), tied a career-high with seven receptions while totaling 130 yards. Recorded his ninth career 100-yard receiving contest and tied Bill Brooks for the seventh-most 100-plus-yard receiving performances in Colts history. His 130 receiving yards marked his second-best performance for a single game (140 vs. Seattle on Oct. 6, 2013). Connected with quarterback Andrew Luck on a 65-yard pass in the third quarter, which was the third-longest between the two dating back to 2012.
• Made a start at wide receiver and caught five passes for 44 yards with a long catch of 17 yards in a Week 11 win at Tennessee (11/14). Also added two punt returns for 15 yards.
• Caught five passes for 38 yards starting at wide receiver in a Week 12 loss at Arizona (11/24).
• Started at wide receiver in a Week 13 win against Tennessee (12/1). Led the team with five catches while adding 46 receiving yards and a long catch of 20 yards.
• Totaled two receptions for seven yards starting at wide receiver in a Week 14 loss at Cincinnati (12/8).
• Started at wide receiver in a Week 15 win against Houston (12/15) and set a career-high with eight receptions while totaling 78 receiving yards. Caught a career-best five receptions in the first quarter. With eight catches, passed Marshall Faulk (108) for the fifth-most receptions in a player's first two seasons in Colts history. With 78 yards, passed Marvin Harrison (1,702) for the second-most receiving yards in a player's first two seasons in team annals.
• In a Week 16 win at Kansas City (12/22), started at wide receiver and caught five passes for 52 yards with a long reception of 31 yards. With five receptions, passed Bill Brooks and Austin Collie for the third most catches in a player's first two seasons with the Colts.
• Started at wide receiver in a Week 17 victory against Jacksonville (12/29) and set career highs with 11 receptions and 155 receiving yards. With his sixth reception of the game in the first quarter, reached the 1,000-yard receiving plateau for the first time in his career. With his ninth reception of the game in the second quarter, passed his previous career-high for receptions in a game of eight. His nine first half receptions are also the third-most for the team in a first half of play dating back to 1991 and the most for the Colts since Dallas Clark caught 11 passes against Houston in the first half on Nov. 8, 2009. Moved passed Bill Brooks (1,853) for the most receiving yards in a player's first two seasons in Colts history. Recorded his 10th 100-yard receiving performance, which ties Roger Carr for the fifth-most in Colts history. With 11 catches, passed Edgerrin James (125) for the second-most

HILTON SINGLE-GAME HIGHS

Rec:	11 vs. JAX (12/29/13)
Yards:	155 vs. JAX (12/29/13)
TDs:	3 at HOU (11/3/13)
LG:	73t vs. SEA (10/6/13)

receptions in a player's first two seasons with the Colts.
- Started his first career playoff game at wide receiver during the team's Wild Card victory against Kansas City (1/4). Led the team in receiving and added his first career postseason 200-yard receiving performance with 13 catches for 224 yards and two touchdowns. His 13 catches tied for the second-most in NFL postseason history in a single game and set a franchise postseason record. His 224 receiving yards ranked as the third-most for a single-game in NFL postseason history and set a team postseason record. It was also the second 200-yard receiving game in Colts postseason history. His two receiving touchdowns tied a franchise record and marked the fourth time in team postseason history that a receiver caught two touchdowns in a single game. Recorded the game-winning 64-yard touchdown reception with 4:21 remaining in the fourth quarter to seal the victory.

2012 (COLTS):
- Played in 15 games (one start) and recorded 50 catches for 861 yards and had a team-high seven touchdowns. Carried the ball five times for 29 yards. Added 26 punt returns for 300 yards and one touchdown. Also, returned seven kickoffs for 118 yards.
- Led both teams in receiving against Jacksonville (9/23) with four receptions for 113 yards and one touchdown.
- Registered his second 100-yard performance of the season with six catches for 102 yards against Miami (11/4). Added a 36-yard touchdown, his second of the season, in the third quarter.
- Finished the game with six catches for 100 yards and two touchdowns at New England (11/18). His 100-yard outing tied him with Andre Rison (three) for the most 100-yard games in a season by a Colts rookie receiver. Became the team's first rookie receiver with two touchdowns in a game since wide receiver Blair White (two) on Nov. 21, 2010 at New England.
- Caught three passes for 33 yards and one touchdown and returned four punts for 111 yards, including a 75-yard score against Buffalo (11/25). Became the first player in Colts history with a punt return for a touchdown and a receiving touchdown in the same game. His punt return for a touchdown was the team's first since Dec. 16, 2007 when T.J. Rushing logged a 90-yard return for a score. Was named AFC Special Teams Player of the Week for his performance.
- Finished a Week 13 contest at Detroit (12/2) with a team-leading six receptions for 100 yards. With his total, he set a new club record for 100-yard receiving games by a rookie (four), topping Andre Rison's old record of three, which was set in 1989.
- Finished the game with three catches for 78 yards and one touchdown at Houston (12/16). His score came on a then-season-long 61-yard reception from Andrew Luck in the second quarter.
- Made his first start of the season at wide receiver at Kansas City (12/23) and caught two passes for 34 yards.
- Finished the game with four catches for 111 yards and one touchdown against Houston (12/30). Topped the 100-yard receiving plateau for the fifth time in 2012, improving his franchise rookie record for the most 100-yard games in a rookie season. Tied John Mackey and Austin Collie (seven) for the third-most touchdowns by a rookie in Colts history. The 70-yard catch was a season-long.
- Finished second on the team in receiving with eight catches for 66 yards in the Colts Wild Card Playoff loss at Baltimore (1/6/13). Caught a long pass of 25 yards.

COLLEGE:
- Started 37-of-50 games at Florida International, where he graduated with school career records for receptions (229), receiving yards (3,351) and touchdowns (24). Also contributed with 498 rushing yards and seven scores on 69 carries and completed two passes for 38 yards and a touchdown.
- Named a Third Team All-America selection as an all-purpose back by *The NFL Draft Report*, adding honorable mention honors from *Sports Illustrated* in 2011.
- Awarded Sun Belt Conference Player of the Year in 2010 and earned All-Sun Belt Conference first-team accolades in 2010 and 2011.
- Garnered Sun Belt Conference Freshman of the Year accolades from *The Sporting News* and *Rivals.com*, was named the Freshman of the Year by the Sun Belt Conference and was an All-Sun Belt Conference first-team choice as a kick return specialist and all-purpose player.
- Selected to the Freshman All-America team as a punt return specialist by the Football Writers Association of America and Freshman All-America kick returner by *The Sporting News*. Also received Honorable Mention All-America accolades from *Sports Illustrated*.
- Returned 49 punts for 614 yards and two touchdowns, as all three marks set school career records. His 97-yard scoring punt return against Florida Atlantic (11/12/11) set the FIU record and ranked as the second-longest in Sun Belt Conference history.
- Returned 105 kickoffs for 2,855 yards and four touchdowns, setting the school and Sun Belt career record for scoring returns and total runbacks.
- Graduated holding FIU and conference all-time records, in addition to ranking fifth in NCAA FBS history with 7,498 all-purpose yards (149.96 avg. per game).
- Found the end zone 37 times to set a school career record for touchdowns, while his 224 points rank second in school annals.
- Finished 10th among active NCAA Football Bowl Subdivision performers for receptions (229), sixth for receiving yards (3,351) and 14th for touchdown receptions (24).
- Established Sun Belt Conference all-time records for receiving yards (3,351) and touchdown grabs (24), while his receptions (229) rank second in league annals.
- Set FIU season records with 72 receptions for 1,038 yards in 2011.
- Returned 36 kickoffs as a freshman to set the school season record while his 841 yards on those runbacks rank second in single-season annals.

PERSONAL:
- Attended Miami Springs (Fla.) High School.
- Named the Dade County Athlete of the Year and added *Miami Herald* First Team All-Dade honors in football as a senior and in basketball as a junior.
- Garnered 6A second-team all-state honors from the Florida Sports Writers Association in 2007.
- As a senior, caught 42 passes for 785 yards and 16 touchdowns. Also scored four times on kick returns.
- Played wide receiver and defensive back as a sophomore, accumulating eight interceptions and 650 receiving yards.
- Participated in the 2012 Colts Rookie Community Blitz at Concord Neighborhood Center, helping local children with reading, crafts and fitness activities.
- As a part of the Colts Community Ticket Block program, joined 2012 rookie teammates in donating 10 tickets per game to youth organizations.
- Participated in the Colts QB Shopping event with Shepherd Community Center as a volunteer shopper.
- Participated in the Colts Play 60 Super School visit.
- Majored in sports broadcasting at Florida International.
- A native of Miami.

2013 GAME-BY-GAME STATISTICS

			Receiving					Rushing				
Date/Opp.	**GP**	**GS**	**No.**	**Yards**	**Avg.**	**LG**	**TD**	**No.**	**Yards**	**Avg.**	**LG**	**TD**
9/8 vs. OAK	1	0	3	20	6.7	12	0	0	0	0.0	0	0
9/15 vs. MIA	1	0	6	124	20.7	47	0	0	0	0.0	0	0
9/22 @ SF	1	0	2	13	6.5	8	0	0	0	0.0	0	0
9/29 @ JAX	1	1	4	45	9.6	18	0	2	6	3.0	0	0
10/6 vs. SEA	1	0	5	140	28.0	73t	2	0	0	0.0	0	0
10/14 @ SD	1	0	5	43	8.6	11	0	0	0	0.0	0	0
10/20 vs. DEN	1	1	2	27	13.5	19	0	0	0	0.0	0	0
11/3 @ HOU	1	0	7	121	17.3	58t	3	0	0	0.0	0	0
11/10 vs. STL	1	1	7	130	18.6	65	0	0	0	0.0	0	0
11/14 @ TEN	1	1	5	44	8.8	17	0	0	0	0.0	0	0
11/24 @ ARZ	1	1	5	38	7.6	12	0	0	0	0.0	0	0
12/1 vs. TEN	1	1	5	46	9.2	20	0	0	0	0.0	0	0
12/8 @ CIN	1	1	2	7	3.5	4	0	0	0	0.0	0	0
12/15 vs. HOU	1	1	8	78	9.8	41	0	0	0	0.0	0	0
12/22 @ KC	1	1	5	52	10.4	31	0	0	0	0.0	0	0
12/29 vs. JAX	1	1	11	155	14.1	41	0	0	0	0.0	0	0
2013 TOTALS	**16**	**10**	**82**	**1083**	**13.2**	**73t**	**5**	**2**	**6**	**3.0**	**0**	**0**

2013 GAME-BY-GAME RETURN STATISTICS

Date/Opp.	**GP**	**GS**	**PR**	**FC**	**Yards**	**Avg.**	**LG**	**TD**	**KR**	**Yards**	**Avg.**	**LG**	**TD**
9/8 vs. OAK	1	0	1	0	23	23.0	23	0	0	0	0.0	0	0
9/15 vs. MIA	1	0	1	1	7	7.0	7	0	0	0	0.0	0	0
9/22 @ SF	1	0	2	3	16	8.0	12	0	0	0	0.0	0	0
9/29 @ JAX	1	1	5	0	19	3.8	9	0	0	0	0.0	0	0
10/6 vs. SEA	1	0	0	2	0	0.0	0	0	0	0	0.0	0	0
10/14 @ SD	1	0	2	0	10	5.0	5	0	0	0	0.0	0	0
10/20 vs. DEN	1	1	3	3	35	11.7	15	0	0	0	0.0	0	0
11/3 @ HOU	1	0	1	2	34	34.0	34	0	0	0	0.0	0	0
11/10 vs. STL	1	1	0	1	0	0.0	0	0	0	0	0.0	0	0
11/14 @ TEN	1	1	2	0	15	7.5	16	0	0	0	0.0	0	0
11/24 @ ARZ	1	1	0	0	0	0.0	0	0	0	0	0.0	0	0
12/1 vs. TEN	1	1	0	0	0	0.0	0	0	0	0	0.0	0	0
12/8 @ CIN	1	1	0	0	0	0.0	0	0	0	0	0.0	0	0
12/15 vs. HOU	1	1	0	0	0	0.0	0	0	0	0	0.0	0	0
12/22 @ KC	1	1	0	0	0	0.0	0	0	0	0	0.0	0	0
12/29 vs. JAX	1	1	0	0	0	0.0	0	0	0	0	0.0	0	0
2013 TOTALS	**16**	**10**	**17**	**12**	**159**	**9.4**	**34**	**0**	**0**	**0**	**0.0**	**0**	**0**

2013 POSTSEASON GAME-BY-GAME STATISTICS

			Receiving					Rushing				
Date/Opp.	**GP**	**GS**	**No.**	**Yards**	**Avg.**	**LG**	**TD**	**No.**	**Yards**	**Avg.**	**LG**	**TD**
1/4 vs. KC	1	1	13	224	17.2	64t	2	0	0	0	0	0
1/11 @ NE												
TOTAL	**1**	**1**	**13**	**224**	**17.2**	**64t**	**2**	**0**	**0**	**0.0**	**0**	**0**

CAREER REGULAR SEASON STATISTICS

			Receiving					Rushing				
Year	**GP**	**GS**	**No.**	**Yards**	**Avg.**	**LG**	**TD**	**No.**	**Yards**	**Avg.**	**LG**	**TD**
2013 IND	16	10	82	1083	13.2	73t	5	2	6	3.0	0	0
2012 IND	15	1	50	861	17.2	70t	7	5	29	5.8	19	0
TOTAL	**31**	**11**	**132**	**1,944**	**14.7**	**73t**	**12**	**7**	**35**	**5.0**	**19**	**0**

CAREER REGULAR SEASON RETURN STATISTICS

Year	**GP**	**GS**	**PR**	**FC**	**Yards**	**Avg.**	**LG**	**TD**	**KR**	**Yards**	**Avg.**	**LG**	**TD**
2013 IND	16	10	17	12	159	9.4	34	0	0	0	0.0	0	0
2012 IND	15	1	26	18	300	11.5	75t	1	7	118	16.9	26	0
TOTAL	**31**	**11**	**43**	**30**	**459**	**10.7**	**75t**	**1**	**7**	**118**	**16.9**	**26**	**0**

CAREER POSTSEASON STATISTICS

			Receiving					Rushing				
Year	**GP**	**GS**	**No.**	**Yards**	**Avg.**	**LG**	**TD**	**No.**	**Yards**	**Avg.**	**LG**	**TD**
2013 IND	1	1	13	224	17.2	64t	2	0	0	0.0	0	0
2012 IND	1	0	8	66	8.3	25	0	0	0	0.0	0	0
TOTAL	**2**	**1**	**21**	**290**	**13.8**	**64t**	**2**	**0**	**0**	**0.0**	**0**	**0**

CAREER POSTSEASON RETURN STATISTICS

Year	**GP**	**GS**	**PR**	**FC**	**Yards**	**Avg.**	**LG**	**TD**	**KR**	**Yards**	**Avg.**	**LG**	**TD**
2012 IND	1	0	0	0	0	0.0	0	0	0	0	0.0	0	0
TOTAL	**1**	**0**	**0**	**0**	**0**	**0.0**	**0**	**0**	**0**	**0**	**0.0**	**0**	**0**

ADDITIONAL STATISTICS: Recorded one pass attempt at Kansas City (12/23/12).



KHALED HOLMES

Center/Guard 6-3 319 Southern California

NFL Exp: Rookie
How Acquired: D4 – 2013 (121st overall)
Born: 1/19/90
GP/GS (Postseason): 4/0 (0/0)

62

CAREER TRANSACTIONS:
• Selected by the Colts in the fourth-round (121st overall) of the 2013 NFL Draft.

2013 (COLTS):
• Listed as inactive for the team's regular season opener against Oakland (9/8).
• Was inactive for the team's Week 2 loss against Miami (9/15).
• Played in his first career NFL contest during the team's Week 3 victory at San Francisco (9/22) and saw action on special teams.
• Was listed as active, but did not see action in the team's Week 4 win at Jacksonville (9/29).
• In a Week 5 victory against Seattle (10/6), was listed as active, but did not play.
• Listed as inactive for the team's Week 6 loss at San Diego (10/14).
• Was inactive for a Week 7 win against Denver (10/20).
• Listed as inactive for a Week 9 comeback victory at Houston (11/3).
• Was inactive for a Week 10 loss against St. Louis (11/10).
• Listed as inactive for a Week 11 victory at Tennessee (11/14).
• Was listed as inactive for a Week 12 loss at Arizona (11/24).
• Listed as inactive for a Week 13 win against Tennessee (12/1).
• Was active for a Week 14 loss at Cincinnati (12/8), but did not play.
• Participated on special teams during a Week 15 win against Houston (12/15).
• Saw action on special teams in a Week 16 victory at Kansas City (12/22).
• Competed on special teams during a Week 17 win against Jacksonville (12/29).
• Listed as inactive for the team's Wild Card Playoff victory against Kansas City (1/4).

COLLEGE:
• Appeared in 40 games for Southern California, starting in 37 contests (24 at center and 13 at right offensive guard).
• In three seasons as a starter, was credited with 227 knockdowns/key blocks and recorded 27 touchdown-resulting blocks.
• In two seasons at center, called blocking assignments for an offensive line that yielded only 25.0 quarterback sacks during that 24-game span.

PERSONAL:
• Attended Mater Dei High School in Santa Ana, Calif.
• Named to the 2005 Cal-Hi Sports All-State Sophomore first-team.
• In 2006, earned Cal-Hi Sports All-State second-team, Cal-Hi Sports All-State Underclass first-team, *Los Angeles Times* All-Star and All-Trinity league recognition.
• Received *PrepStar* and EA Sports All-America honors.
• Was a member of the ESPN 150 team and was also named to the *SuperPrep* All-Farwest, *PrepStar* All-West, *Long Beach Press-Telegram* Best in the West Best of the Rest and *Tacoma News Tribune* Western 100 Squads as a senior.
• Garnered Cal-Hi Sports All-State, All-CIF Pac-5 Division, *Los Angeles Times* All-Star, *Orange County Register* All-Orange County and All-Trinity League Co-Lineman of the Year honors.
• Received his bachelor's degree in communications at the University of Southern California in the spring of 2011 and is completing courses towards a master's degree in communication management.
• Father, Mike, was a defensive end that competed for the Michigan Wolverines from 1974-75.
• Brother, Alex, was a standout tight end at Southern California (2000-04) who had 82 career receptions and was a member of USC's 2003 and 2004 national championship squads before going on to play with the NFL's Miami Dolphins in 2005.
• Brother-in-law, Troy Polamalu, is former Trojan All-America selection (1999-2002) and current NFL All-Pro safety of the Pittsburgh Steelers.

CAREER GP/GS:
2013: 4/0 (0/0)
TOTAL: 4/0 (0/0)

DELANO HOWELL

Safety 5-11 197 Stanford

NFL Exp: 2 (2nd Year With Colts)
How Acquired: FA – 2012
Born: 11/17/89
GP/GS (Postseason): 12/3 (0/0)

26

CAREER TRANSACTIONS:

- Placed on Injured Reserve on November 26, 2013.
- Signed by the Colts from the Buffalo Bills practice squad on November 28, 2012.
- Signed to the Buffalo practice squad on November 12, 2012.
- Waived by the Bills on November 9, 2012.
- Signed by Buffalo on October 15, 2012.
- Waived by the Bills on October 13, 2012.
- Signed by Buffalo as an undrafted free agent on April 30, 2012.

2013 (COLTS):

- Listed as inactive for the regular season opener against Oakland (9/8).
- Was listed as inactive for the team's Week 2 loss against Miami (9/15).
- Made his first career NFL start at free safety in the team's Week 3 victory at San Francisco (9/22). Finished the contest ranked second on the defense with seven tackles (two solo) and a team-leading two passes defensed. Was part of a secondary that limited 49ers quarterback Colin Kaepernick to two completions in the first half and 139 total net passing yards.
- Started his second consecutive game at free safety in the team's Week 4 victory at Jacksonville (9/29). Finished the contest with three tackles and was part of a secondary that held the Jaguars to 165 net passing yards.
- In a Week 5 victory against Seattle (10/6), gave the Colts a 14-12 advantage when he returned a blocked field goal from Lawrence Guy 61 yards for a touchdown. It was the fourth blocked field goal return for a touchdown in franchise history and the first since December 5, 2004 when Rob Morris returned a block 68 yards for a score. The blocked field goal return was the third-longest in franchise history. Also participated in the secondary and compiled three tackles.
- Made a start at free safety in the team's Week 6 loss at San Diego (10/14). Finished with a career-best 11 tackles (eight solo) while adding one tackle for loss.
- Participated on special teams during a Week 7 victory against Denver (10/20), but did not record a tackle.
- Listed as inactive for the team's Week 9 comeback win at Houston (11/3).
- Was inactive for a Week 10 loss against St. Louis (11/10).
- Listed as inactive for a Week 11 victory at Tennessee (11/14).
- In a Week 12 loss at Arizona (11/24), competed on special teams and finished with one tackle.
- Placed on Injured Reserve on November 26, 2013.

2012 (BILLS/COLTS):

- Registered one solo tackle in six games played between the Bills and Colts.
- Signed off the Bills practice squad by the Colts on November 28, 2012.
- With Buffalo, was inactive for six games and was signed to the practice squad on November 12. Played in one game, making one tackle at Cleveland (9/23).
- Competed in his first career game as a member of the Colts at Detroit (12/2), but did not record a tackle.
- Participated on special teams and contributed with one tackle in the team's victory against Houston (12/30).
- Was listed as inactive for the team's AFC Wild Card Playoff loss at Baltimore (1/6).

COLLEGE:

- Started 33-of-43 games played during his Stanford career and finished with 242 tackles (174 solo), seven interceptions and 19 passes defensed.
- As a senior in 2011, was an All-Pac-12 Conference first-team selection after finishing with 52 tackles, four passes defensed, a fumble recovery and a forced fumble.
- Named the recipient of the Jack Huston Award, awarded to the player who best exemplifies aggressiveness, exceptional performance and unheralded efforts.
- As a junior in 2010, was a Second Team All-Pac-10 selection after starting 12-of-13 games and finishing the season with 60 tackles (46 solo) and a team-high five interceptions.
- As a sophomore in 2009, earned Honorable Mention All-Pac-10 honors in his first season at the strong safety position.
- Started 11-of-12 games and finished the season as the team's second-leading tackler with 78 stops (52 solo), two interceptions, three passes defensed and one fumble recovery.
- Transitioned into the secondary from running back in the spring of 2008.
- As a freshman in 2008, appeared in nine games.
- Made his collegiate debut against San Jose State and rushed nine times for 59 yards and one touchdown and caught nine passes for 94 yards. Also had 11 kickoff returns totaling 284 yards (25.8 avg.).
- Scored his first career rushing touchdown against Washington State.

PERSONAL:

- Graduated from Hart High School in Newhall, Calif.
- Also participated in track and field and was his team's athlete of the year as a senior in 2006-07.
- Named Most Valuable Runner in 2004-05 and 2005-06.
- Majored in science, technology and society.

HOWELL SINGLE-GAME HIGHS

Tackles:	11 at SD (10/14/13)
Int:	0
PD:	2 at SF (9/22/13)

2013 GAME-BY-GAME STATISTICS

Date/Opp.	GP	GS	Solo	Asst.	Total	Sacks	PD	FF	FR	INT	Yds	Avg.	LG	TD
9/8 vs. OAK						INACTIVE								
9/15 vs. MIA						INACTIVE								
9/22 @ SF	1	1	2	5	7	0.0	2	0	0	0	0	0.0	0	0
9/29 @ JAX	1	1	2	1	3	0.0	0	0	0	0	0	0.0	0	0
10/6 vs. SEA	1	0	2	1	3	0.0	0	0	0	0	0	0.0	0	0
10/14 @ SD	1	1	8	3	11	0.0	0	0	0	0	0	0.0	0	0
10/20 vs. DEN	1	0	0	0	0	0.0	0	0	0	0	0	0.0	0	0
11/3 @ HOU						INACTIVE								
11/10 vs. STL						INACTIVE								
11/14 @ TEN						INACTIVE								
11/24 @ ARZ	1	0	0	0	0	0.0	0	0	0	0	0	0.0	0	0
12/1 vs. TEN						INJURED RESERVE								
12/8 @ CIN						INJURED RESERVE								
12/15 vs. HOU						INJURED RESERVE								
12/22 @ KC						INJURED RESERVE								
12/29 vs. JAX						INJURED RESERVE								
2013 TOTALS	**6**	**3**	**14**	**10**	**24**	**0.0**	**2**	**0**	**0**	**0**	**0**	**0.0**	**0**	**0**

CAREER REGULAR SEASON STATISTICS

Year	GP	GS	Solo	Asst.	Total	Sacks	PD	FF	FR	INT	Yds	Avg.	LG	TD
2013 IND	6	3	14	10	24	0.0	2	0	0	0	0	0.0	0	0
2012 BUF/IND	6	0	1	0	1	0.0	0	0	0	0	0	0.0	0	0
TOTAL	**12**	**3**	**15**	**10**	**25**	**0.0**	**2**	**0**	**0**	**0**	**0**	**0.0**	**0**	**0**

SPECIAL TEAMS TACKLES: 2 (2013 - 1, 2012 - 1)

ADDITIONAL STATISTICS: Recovered a blocked field goal and returned it 61 yards for a touchdown vs. Seattle (10/6/13)

MONTORI HUGHES

Defensive Tackle 6-4 349 UT Martin

NFL Exp: Rookie
How Acquired: D5 – 2013 (139th overall)
Born: 8/25/90
GP/GS (Postseason): 4/0 (0/0)

94

CAREER TRANSACTIONS:

- Placed on Injured Reserve on December 24, 2013.
- Selected by the Colts in the fifth-round (139th overall) of the 2013 NFL Draft.

2013 (COLTS):

- Listed as inactive for the regular season opener against Oakland (9/8).
- Was listed as inactive for the team's Week 2 loss against Miami (9/15).
- Listed as inactive for the team's Week 3 contest at San Francisco (9/22).
- Was inactive for the team's Week 4 win at Jacksonville (9/29).
- Listed as inactive for the team's Week 5 victory against Seattle (10/6).
- Was listed as inactive for the team's Week 6 loss at San Diego (10/14).
- Listed as inactive for a Week 7 win against Denver (10/20).
- Competed in his first career NFL game during a Week 9 victory at Houston (11/3) and finished with one tackle.
- Saw action on the defensive line in a Week 10 loss against St. Louis (11/10) and registered two tackles.
- Was inactive for a Week 11 win at Tennessee (11/14).
- Listed as inactive for a Week 12 loss at Arizona (11/24).
- Was inactive for a Week 13 victory against Tennessee (12/1).
- Competed on the defensive line during a Week 14 loss at Cincinnati (12/8) and finished with two tackles.
- Finished with two tackles in a Week 15 victory against Houston (12/15).
- Listed as inactive for a Week 16 win at Kansas City (12/22).
- Placed on Injured Reserve on December 24.

COLLEGE:

- For his career, appeared in 47 games (23 starts) and recorded 109 tackles (46 solo) with 5.0 sacks, 18.0 stops for losses and 22 quarterback pressures.
- Deflected five passes, caused three fumbles and recovered one fumble.
- In two seasons at UT Martin, posted 72 tackles (29 solo), 5.0 sacks, 15.0 stops for loss and 16 pressures.
- During his two years with the University of Tennessee, totaled 37 tackles (17 solo), adding 3.0 stops behind the line of scrimmage and six pressures.

PERSONAL:

- Was a three-year starter at Siegel High School in Murfreesboro, Tenn.
- Selected as a team captain as a senior and responded with 106 tackles, 13.0 sacks and 25.0 tackles for loss.
- Named the team's MVP, adding Region 4-5A Defensive MVP, all-region, all-area and all-county accolades in 2007.
- Chosen as an all-mid-state second-team choice that was sponsored by *The Tennessean*.
- Participated in the Toyota East-West All-Star Classic.
- As a junior, was named all-region, all-area and all-county in 2006.
- Also excelled on the basketball court, lettering two years as a sophomore and junior.
- Majored in arts & sciences.

HUGHES SINGLE-GAME HIGHS

Tackles:	2, three times (Last vs. HOU 12/15/13)
Sacks:	0
FF:	0
FR:	0

2013 GAME-BY-GAME STATISTICS

Date/Opp.	GP	GS	Solo	Asst.	Total	Sacks	PD	FF	FR	INT	Yds	Avg.	LG	TD
9/8 vs. OAK						INACTIVE								
9/15 vs. MIA						INACTIVE								
9/22 @ SF						INACTIVE								
9/29 @ JAX						INACTIVE								
10/6 vs. SEA						INACTIVE								
10/14 @ SD						INACTIVE								
10/20 vs. DEN						INACTIVE								
11/3 @ HOU	1	0	1	0	1	0.0	0	0	0	0	0	0.0	0	0
11/10 vs. STL	1	0	1	1	2	0.0	0	0	0	0	0	0.0	0	0
11/14 @ TEN						INACTIVE								
11/24 @ ARZ						INACTIVE								
12/1 vs. TEN						INACTIVE								
12/8 @ CIN	1	0	1	1	2	0.0	0	0	0	0	0	0.0	0	0
12/15 vs. HOU	1	0	1	1	2	0.0	0	0	0	0	0	0.0	0	0
12/22 @ KC						INACTIVE								
12/29 vs. JAX						INJURED RESERVE								
2013 TOTALS	**4**	**0**	**4**	**3**	**7**	**0.0**	**0**	**0**	**0**	**0**	**0**	**0.0**	**0**	**0**

CAREER REGULAR SEASON STATISTICS

Year	GP	GS	Solo	Asst.	Total	Sacks	PD	FF	FR	INT	Yds	Avg.	LG	TD
2013 IND	4	0	4	3	7	0.0	0	0	0	0	0	0.0	0	0
TOTAL	**4**	**0**	**4**	**3**	**7**	**0.0**	**0**	**0**	**0**	**0**	**0**	**0.0**	**0**	**0**

RICKY JEAN FRANCOIS

Defensive Tackle 6-3 297 LSU

NFL Exp: 5 (1st Year With Colts)
How Acquired: UFA – 2013 (SF)
Born: 11/23/86
GP/GS (Postseason): 61/15 (6/1)

99

CAREER TRANSACTIONS:
- Signed by the Colts as an unrestricted free agent on March 14, 2013.
- Originally selected by the San Francisco 49ers in the seventh-round (244th overall) of the 2009 NFL Draft.

2013 (COLTS):
- Started his first game in a Colts uniform in the regular season opener against Oakland (9/8). Contributed with four solo tackles in the victory.
- Registered two tackles and one pass defensed in the team's Week 2 loss against Miami (9/15).
- Made a start at defensive tackle in the team's Week 3 win at San Francisco (9/22), but did not record any tackles. Was part of a defense that limited Colin Kaepernick to two completions in the first half and 139 total net passing yards.
- Was listed as inactive for the team's Week 4 victory at Jacksonville (9/29).
- Listed as inactive for the team's Week 5 win against Seattle (10/6).
- Started at defensive tackle in a Week 6 loss at San Diego (10/14). Finished with two solo stops and one tackle for loss.
- Notched three tackles and split a sack, which was his first as a member of the Colts during the team's Week 7 win against Denver (10/20).
- Made a start at defensive tackle in the team's Week 9 victory at Houston (11/3) and finished with two tackles.
- In a Week 10 loss against St. Louis (11/10), started at defensive tackle, but did not record a stop.
- Compiled two tackles and one tackle for loss starting at defensive tackle in a Week 11 victory at Tennessee (11/14).
- Started at defensive tackle and contributed with his first career multiple-sack game when he brought down Cardinals quarterback Carson Palmer in the first and third quarters against Arizona (11/24). Also added five solo tackles and one pass defensed. Earned his first full sack as a member of the Colts in the first quarter.
- Finished with three tackles making a start at defensive tackle during the team's Week 13 victory against Tennessee (12/1).
- Was listed as inactive for a Week 14 loss at Cincinnati (12/8).
- Listed as inactive for a Week 15 victory against Houston (12/15).
- Was inactive for a Week 16 win at Kansas City (12/22).
- Listed as inactive for a Week 17 victory against Jacksonville (12/29).
- Started his first career postseason game at defensive tackle during the team's Wild Card Playoff win against Kansas City (1/4). Compiled three tackles and recorded his first career postseason sack when he brought down Chiefs quarterback Alex Smith for a two-yard loss in the third quarter.

2012 (49ERS):
- Played in all 16 games for the third consecutive season, making three starts and totaling career highs in tackles (51) and sacks (2.0).
- Capped the regular season registering 21 tackles (13 solo) and 2.0 sacks in the final three games.
- Totaled five tackles (three solo) in three postseason games.
- Posted seven tackles (four solo) at Minnesota (9/23).
- In his first start of the season, was part of defense that held the New York Jets (9/30) to 145 total yards on offense and just 45 yards rushing in 34-0 road win.
- Logged five tackles (two solo) in a victory over Chicago (11/19).
- Notched his second career sack at New England (12/16), and his first since 10/17/10 against Oakland.
- Registered a career-high 10 tackles (six solo) at Seattle (12/23).
- Notched his second sack of the season against Arizona (12/30), giving him a new single-season career-high.
- Competed in an NFC Divisional Playoff game against Green Bay (1/12) and the NFC Championship game against Atlanta (1/20).
- Totaled two tackles in a Super Bowl XLVII loss against Baltimore (2/3).

2011 (49ERS):
- Appeared in all 16 games for the second consecutive season, making two starts and totaling 32 tackles (14 solo) and two passes defensed.
- Made two tackles (one solo) and one pass defensed in two postseason games.
- Made his first NFL career start against Tampa Bay (10/9) and posted six tackles.
- Tallied five tackles (two solo) at Washington (11/6).
- Helped limit the Rams to just 31 yards rushing without allowing a rushing first down against St. Louis (12/4). The game marked the first time the 49ers defense did not allow a rushing first down since 11/29/10 at Arizona.
- Set a then-career-high with eight tackles and one pass defensed in the regular season finale at St. Louis (1/1/12).
- Put up two tackles (one solo) and a pass defensed in the NFC Divisional Playoff game against New Orleans (1/14/12).

2010 (49ERS):
- Played in all 16 games and posted 23 tackles (13 solo), 1.0 sack and a forced fumble. Added one special teams tackle.
- Recorded four tackles (three solo) at Kansas City (9/26).
- Registered his first career sack and forced fumble on quarterback Jason Campbell against Oakland (10/17).
- Saw extended action at Green Bay (12/5) and tied his previous career-high with four tackles.
- Made four tackles (one solo) against Arizona (1/2/11).

2009 (49ERS):
- Appeared in three games, but did not record a tackle.
- Made his NFL debut at Philadelphia (12/20) on special teams.
- Saw his first action on defense against Detroit (12/27).

COLLEGE:
- Played in 25 games (nine starts) and posted 56 tackles, 5.5 sacks, three

JEAN FRANCOIS SINGLE-GAME HIGHS

Tackles:	10 at SEA (12/23/12)
Sacks:	2.0 at ARZ (11/24/13)
FF:	1 vs. OAK (10/17/10)
FR:	0

passes defensed, three fumble recoveries and a forced fumble during his LSU career.
- As a junior in 2008, played in 11 games (six starts) at defensive tackle, recording 20 tackles, 2.0 sacks, two passes defensed and a fumble recovery.
- As a sophomore in 2007, started two games and was named Defensive Most Outstanding Player in the BCS National Championship Game, registering six tackles, a half of a sack and a blocked field goal, in LSU's win over Ohio State.
- As a redshirt freshman in 2006, played in 12 games (one start) and tallied 27 tackles, 5.5 tackles for loss, 3.0 sacks, one pass defensed, one forced fumble, and one fumble recovery.

PERSONAL:

- Was rated as the No.1 defensive line prospect in Florida while playing at Carol City Senior High School in Miami Gardens, Fla.
- As a senior, was named a first-team all-state choice with 93 tackles, 15.0 sacks, six forced fumbles, three fumble recoveries and three interceptions, while setting the Florida state record for sacks in a game (6.5).
- Won state championships in the shot put and discus as both a junior and senior. Recorded the nation's third-best toss in the shot put with a throw of 65-5 in 2005.
- Worked at Habitat for Humanity throughout college, helping in a variety of areas.
- Assisted his family and fellow countrymen following the earthquake that left nearly one million people homeless in Haiti. He first worked to obtain donations, getting GMC to donate 50 brand new 2010 trucks.
- Majored in general studies with an emphasis in communication studies and sports studies.
- Born Ricky Barkley Jean Francois.
- A native of Miami.

2013 GAME-BY-GAME STATISTICS

Date/Opp.	GP	GS	Solo	Asst.	Total	Sacks	PD	FF	FR	INT	Yds	Avg.	LG	TD
9/8 vs. OAK	1	1	4	0	4	0.0	0	0	0	0	0	0.0	0	0
9/15 vs. MIA	1	1	1	1	2	0.0	1	0	0	0	0	0.0	0	0
9/22 @ SF	1	1	0	0	0	0.0	0	0	0	0	0	0.0	0	0
9/29 @ JAX						INACTIVE								
10/6 vs. SEA						INACTIVE								
10/14 @ SD	1	1	2	0	2	0.0	0	0	0	0	0	0.0	0	0
10/20 vs. DEN	1	1	1	2	3	0.5	0	0	0	0	0	0.0	0	0
11/3 @ HOU	1	1	2	0	2	0.0	0	0	0	0	0	0.0	0	0
11/10 vs. STL	1	1	0	0	0	0.0	0	0	0	0	0	0.0	0	0
11/14 @ TEN	1	1	2	0	2	0.0	0	0	0	0	0	0.0	0	0
11/24 @ ARZ	1	1	5	0	5	2.0	1	0	0	0	0	0.0	0	0
12/1 vs. TEN	1	1	2	1	3	0.0	0	0	0	0	0	0.0	0	0
12/8 @ CIN						INACTIVE								
12/15 vs. HOU						INACTIVE								
12/22 @ KC						INACTIVE								
12/29 vs. JAX						INACTIVE								
2013 TOTALS	**10**	**10**	**19**	**4**	**23**	**2.5**	**2**	**0**	**0**	**0**	**0**	**0.0**	**0**	**0**

2013 POSTSEASON GAME-BY-GAME STATISTICS

Date/Opp.	GP	GS	Solo	Asst.	Total	Sacks	PD	FF	FR	INT	Yds	Avg.	LG	TD
1/4 vs. KC	1	1	1	2	3	1.0	0	0	0	0	0	0.0	0	0
1/11 @ NE														
TOTAL	**1**	**1**	**1**	**2**	**3**	**1.0**	**0**	**0**	**0**	**0**	**0**	**0.0**	**0**	**0**

CAREER REGULAR SEASON STATISTICS

Year	GP	GS	Solo	Asst.	Total	Sacks	PD	FF	FR	INT	Yds	Avg.	LG	TD
2013 IND	10	10	19	4	23	2.5	2	0	0	0	0	0.0	0	0
2012 SF	16	3	27	24	51	2.0	0	0	0	0	0	0.0	0	0
2011 SF	16	2	14	18	32	0.0	2	0	0	0	0	0.0	0	0
2010 SF	16	0	13	10	23	1.0	0	1	0	0	0	0.0	0	0
2009 SF	3	0	0	0	0	0.0	0	0	0	0	0	0.0	0	0
TOTAL	**61**	**15**	**73**	**56**	**129**	**5.5**	**4**	**1**	**0**	**0**	**0**	**0.0**	**0**	**0**

CAREER POSTSEASON STATISTICS

Year	GP	GS	Solo	Asst.	Total	Sacks	PD	FF	FR	INT	Yds	Avg.	LG	TD
2013 IND	1	1	1	2	3	1.0	0	0	0	0	0	0.0	0	0
2012 SF	3	0	3	2	5	0.0	0	0	0	0	0	0.0	0	0
2011 SF	2	0	1	1	2	0.0	1	0	0	0	0	0.0	0	0
TOTAL	**6**	**1**	**5**	**5**	**10**	**1.0**	**1**	**0**	**0**	**0**	**0**	**0.0**	**0**	**0**



CAM JOHNSON

Outside Linebacker 6-3 268 Virginia

NFL Exp: 1 (1st Year With Colts)
How Acquired: T – 2013 (S.F.)
Born: 5/24/90
GP/GS (Postseason): 14/0 (1/0)

59

CAREER TRANSACTIONS:

• Acquired by the Colts in a trade with the San Francisco 49ers in exchange for a conditional draft pick on September 2, 2013.
• Selected by the 49ers in the seventh round (237th overall) of the 2012 NFL Draft.

2013 (COLTS):

• Saw action on special teams in the regular season opener against Oakland (9/8), his first game as a member of the Colts.
• Competed on special teams in a Week 2 loss against Miami (9/15).
• Competed on special teams and logged one tackle in a Week 3 victory at San Francisco (9/22).
• Saw action at linebacker and on special teams during the team's Week 4 victory at Jacksonville (9/29). Finished with one tackle and one special teams stop.
• Participated at linebacker and on special teams during a Week 5 victory against Seattle (10/6). Finished with one tackle and one special teams stop in the contest.
• In a Week 6 loss at San Diego (10/14), saw action at linebacker and on special teams. Finished with one special teams tackle.
• Saw action at linebacker in a Week 7 victory against Denver (10/20), but did not record a tackle. Was part of a defense that limited the Broncos to 64 rushing yards.
• Listed as inactive for the team's Week 9 victory at Houston (11/3).
• Was inactive for a Week 10 loss against St. Louis (11/10).
• Competed on special teams during a Week 11 win at Tennessee (11/15) and finished with one tackle.
• In a Week 12 loss at Arizona (11/24), saw action at linebacker and on special teams, but did not record a tackle.
• Listed as inactive for a Week 13 victory against Tennessee (12/1).
• Was listed as inactive for a Week 14 loss at Cincinnati (12/8).
• In a Week 15 win against Houston (12/15), participated at linebacker and on special teams, but did not record a tackle.
• Competed on special teams during a Week 16 win at Kansas City (12/22) and totaled one tackle.
• In a Week 17 win against Jacksonville (12/29), participated at linebacker and on special teams, but did not finish with a tackle.
• Participated in his first career postseason contest during the team's Wild Card win against Kansas City (1/4). Saw action on special teams and registered one tackle.

2012 (49ERS):

• Spent the first 14 games of the season on the 49ers practice squad.
• Elevated to the active roster on December 22.
• Made his NFL debut at Seattle (12/23).

COLLEGE:

• Played in 42 games (34 starts) for the University of Virginia and registered 130 tackles, 32.5 tackles for loss, 12.5 sacks, seven passes defensed, three forced fumbles and three fumble recoveries.
• As a senior, started all 12 games and led the team with 4.0 sacks and 11.0 tackles for loss. Also posted 30 tackles, two forced fumbles, one fumble recovery and one pass defensed.
• In 2010, was an All-ACC third-team selection and was an all-state second-team choice by the *Roanoke Times*.
• Started all 12 games and registered a career-high 53 tackles, while leading the team in both sacks (6.5) and tackles for loss (14.5). Also added two fumble recoveries and four passes defensed.
• As a sophomore, played in 12 games (10 starts) and recorded 40 tackles, 2.0 sacks, 5.0 tackles for loss, one forced fumble and one pass defensed.
• In 2008, was one-of-five true freshmen to see playing time, notching seven tackles, 2.0 tackles for loss and one pass defensed.

PERSONAL:

• Attended Gonzaga College (Washington D.C.) High School and earned Second Team All-Washington Catholic Football Conference honors as a receiver after catching 22 passes for 269 yards and two touchdowns as a senior.
• As a junior, registered 22 receptions for 358 yards and three touchdowns on offense and notched four interceptions and 85 tackles as a safety.
• Lettered in basketball and earned all-conference honors as a junior and senior. His senior team went 25-1 and won conference and city titles.
• Graduated with a bachelor's degree in sociology from Virginia in three-and-a-half years.

JOHNSON SINGLE-GAME HIGHS

Tackles:	1, two times (Last vs. SEA (10/6/13)
Sacks:	0
FF:	0
FR:	0

2013 GAME-BY-GAME STATISTICS

Date/Opp.	GP	GS	Solo	Asst.	Total	Sacks	PD	FF	FR	INT	Yds	Avg.	LG	TD
9/8 vs. OAK	1	0	0	0	0	0.0	0	0	0	0	0	0.0	0	0
9/15 vs. MIA	1	0	0	0	0	0.0	0	0	0	0	0	0.0	0	0
9/22 @ SF	1	0	0	0	0	0.0	0	0	0	0	0	0.0	0	0
9/29 @ JAX	1	0	0	1	0	0.0	0	0	0	0	0	0.0	0	0
10/6 vs. SEA	1	0	1	0	1	0.0	0	0	0	0	0	0.0	0	0
10/14 @ SD	1	0	0	0	0	0.0	0	0	0	0	0	0.0	0	0
10/20 vs. DEN	1	0	0	0	0	0.0	0	0	0	0	0	0.0	0	0
11/3 @ HOU						INACTIVE								
11/10 vs. STL						INACTIVE								
11/14 @ TEN	1	0	0	0	0	0.0	0	0	0	0	0	0.0	0	0
11/24 @ ARZ	1	0	0	0	0	0.0	0	0	0	0	0	0.0	0	0
12/1 vs. TEN						INACTIVE								
12/8 @ CIN						INACTIVE								
12/15 vs. HOU	1	0	0	0	0	0.0	0	0	0	0	0	0.0	0	0
12/22 @ KC	1	0	0	0	0	0.0	0	0	0	0	0	0.0	0	0
12/29 vs. JAX	1	0	0	0	0	0.0	0	0	0	0	0	0.0	0	0
2013 TOTALS	**12**	**0**	**1**	**1**	**1**	**0.0**	**0**	**0**	**0**	**0**	**0**	**0.0**	**0**	**0**

2013 POSTSEASON GAME-BY-GAME STATISTICS

Date/Opp.	GP	GS	Solo	Asst.	Total	Sacks	PD	FF	FR	INT	Yds	Avg.	LG	TD
1/4 vs. KC	1	0	0	0	0	0.0	0	0	0	0	0	0.0	0	0
1/11 @ NE														
TOTAL	**1**	**0**	**0**	**0**	**0**	**0.0**	**0**	**0**	**0**	**0**	**0**	**0.0**	**0**	**0**

CAREER REGULAR SEASON STATISTICS

Year	GP	GS	Solo	Asst.	Total	Sacks	PD	FF	FR	INT	Yds	Avg.	LG	TD
2013 IND	12	0	1	1	1	0.0	0	0	0	0	0	0.0	0	0
2012 SF	2	0	0	0	0	0.0	0	0	0	0	0	0.0	0	0
TOTAL	**14**	**0**	**1**	**1**	**1**	**0.0**	**0**	**0**	**0**	**0**	**0**	**0.0**	**0**	**0**

SPECIAL TEAMS TACKLES: 6 (2013 - 6)

CAREER POSTEASON STATISTICS

Year	GP	GS	Solo	Asst.	Total	Sacks	PD	FF	FR	INT	Yds	Avg.	LG	TD
2013 IND	1	0	0	0	0	0.0	0	0	0	0	0	0.0	0	0
TOTAL	**1**	**0**	**0**	**0**	**0**	**0.0**	**0**	**0**	**0**	**0**	**0**	**0.0**	**0**	**0**

POSTSEASON SPECIAL TEAMS TACKLES: 2013 - 1



LARON LANDRY

Safety 6-0 226 LSU

NFL Exp: 7 (1st Year with Colts)
How Acquired: UFA – 2013 (NYJ)
Born: 10/14/84
GP/GS (Postseason): 92/91 (2/2)

30

CAREER TRANSACTIONS:

- Signed by the Colts as an unrestricted free agent on March 13, 2013.
- Signed by the New York Jets as an unrestricted free agent on March 19, 2012.
- Originally selected by the Washington Redskins in the first-round (sixth overall) of the 2007 NFL Draft.

PRO CAREER:

- Earned his first career Pro Bowl selection in 2012 after recording career highs in tackles (113) and forced fumbles (four), while tying his personal best for interceptions (two).
- Named to the NFL All-Rookie Defensive Team in 2007.

2013 (COLTS):

- Made his first start as a member of the Colts at free safety in the team's regular season opener against Oakland (9/8). Led the team with 15 tackles (11 solo) while adding one pass defensed.
- Led the team in tackles for the second consecutive week (tied with Pat Angerer) after logging 11 (seven solo) against Miami (9/15) in Week 2.
- Listed as inactive for the team's Week 3 contest at San Francisco (9/22).
- Was inactive for the team's Week 4 victory at Jacksonville (9/29).
- Listed as inactive for the team's Week 5 win against Seattle (10/6).
- Was listed as inactive for a Week 6 meeting at San Diego (10/14).
- In his first game back with the Colts in four weeks, compiled nine tackles (five solo) and was part of a secondary that held the Broncos and quarterback Peyton Manning to 2013 single-game first half lows in net yards (134) and net passing yards (101).
- Started at free safety in the team's Week 9 victory at Houston (11/3). Ranked second on the team with 11 tackles (six solo).
- Notched three solo tackles in a Week 10 loss against St. Louis (11/10) starting at free safety.
- In a Week 11 victory at Tennessee (11/14), started at free safety and posted five tackles (four solo).
- Started at free safety in a Week 12 loss at Arizona (11/24) and finished with six tackles (five solo).
- Compiled six tackles (four solo) and one tackle for loss making a start at free safety during a Week 13 victory against Tennessee (12/1).
- Finished third on the team in tackles with 10 (six solo) in a Week 14 loss at Cincinnati (12/8). Also contributed with one pass defensed.
- Led the secondary with nine tackles (six solo) in a Week 15 win against Houston (12/15) starting at free safety.
- Started at free safety and logged four solo tackles in a Week 16 victory at Kansas City (12/22). Was part of a secondary that held the Chiefs to 132 net passing yards, which is tied for the lowest total this season.
- In a Week 17 victory against Jacksonville (12/29), started at free safety and notched seven tackles (four solo).
- Started at free safety during the team's Wild Card Playoff victory against Kansas City (1/4) and posted six tackles (four solo) and one tackle for loss.

2012 (JETS):

- In 16 games (15 starts), recorded career highs in tackles (113) and forced fumbles (four), while tying his personal best for interceptions (two).
- Earned his first career Pro Bowl selection.
- Recorded a team-high nine tackles and forced a fumble that was recovered by teammate Yeremiah Bell against Buffalo (9/9).
- Intercepted a Ryan Tannehill pass and returned it 18 yards for a touchdown at Miami (9/23). The touchdown was the first of his career.
- Tallied 17 tackles (14 solo), the second-highest output of his career at New England (10/21).
- Recorded eight tackles and forced two fumbles at St. Louis (11/18).
- Forced a fumble for the second consecutive week against New England (11/22).
- Tied a career-high with his second interception of the season when he picked off a Ryan Lindley pass against Arizona (12/2).
- Played against his brother, safety Dawan Landry, for the first time at Jacksonville (12/9) and finished the game with 10 tackles, including nine solo stops.

2011 (REDSKINS):

- Started eight games and posted 56 tackles (40 solo) and matched his career-best with 1.5 sacks. Added one forced fumble and one fumble recovery.
- Placed on Injured Reserve on December 16.
- Tallied a season-high nine tackles (seven solo) against Philadelphia (10/16).
- Made five tackles (three solo) and a half of a sack at Carolina (10/23).
- Notched eight tackles in three consecutive weeks: at Buffalo (10/30), against San Francisco (11/6) and at Miami (11/13).
- Posted four tackles (two solo), 1.0 sack and one pass defensed at Seattle (11/27).

2010 (REDSKINS):

- Collected a previous career-best 101 tackles, despite missing the final seven games of the season.
- Notched 1.0 sack, one interception and eight passes defensed, while also recording a forced fumble and a fumble recovery.
- Recorded double-digit tackle performances in six-of-nine games played, including a career-best 18 tackles in the season opener against Dallas (9/12).
- Registered 11 tackles (eight solo), 1.0 sack and one pass defensed against Houston (9/19).
- Logged 14 tackles (10 solo), his first interception and his first forced fumble of the season against Green Bay (10/10).
- The following week, posted 11 tackles (eight solo), one pass defensed and his first fumble recovery of the season against Indianapolis (10/17).
- Tallied 13 tackles (10 solo) and two passes defensed at Detroit (10/31).

LANDRY SINGLE-GAME HIGHS

Tackles:	18 vs. DAL (9/12/10)
Int:	1, six times (Last: vs. ARI 12/2/12)
PD:	3 vs. NO (12/6/09)

2009 (REDSKINS):
- Started 15 games before missing the season finale.
- Logged a then-career-best 98 tackles, 1.0 sack, one interception, six passes defensed and two forced fumbles.
- Put up eight solo tackles and one pass defensed in the season opener at the New York Giants (9/13).
- Recorded eight tackles (six solo) and one forced fumble at Carolina (10/11).
- Posted a season-high 13 tackles (12 solo) to go along with three passes defensed and 1.0 sack against New Orleans (12/6).
- Picked off a JaMarcus Russell pass at Oakland (12/13) and had two passes defensed.
- Reached double-digit tackles for the second time in the season when he made 12 stops (nine solo) against Dallas (12/27).
- Was inactive for the first time at San Diego (1/3/10), snapping a streak of 47 consecutive games played to start his career.

2008 (REDSKINS):
- Registered 70 tackles, half of a sack, his first two career regular season interceptions, a career-best 11 passes defensed, two forced fumbles and one fumble recovery as he started all 16 games for the second consecutive season.
- In the season opener at the New York Giants (9/4), made six solo tackles, one pass defensed and half of a sack.
- Notched his only fumble recovery of the season against St. Louis (10/12).
- Put up a season-high eight tackles (five solo) against Dallas (11/16).
- Recorded his first career regular season interception at Seattle (11/23). Also added four solo tackles in the game.
- Intercepted a Joe Flacco pass at Baltimore (12/7) and forced a Willis McGahee fumble that was recovered by teammate DeAngelo Hall.

2007 (REDSKINS):
- Started all 16 games, becoming the first Washington rookie since Rod Gardner in 2001 to start every game as a rookie.
- Named to the NFL All-Rookie Defensive Team.
- Finished third on the team, but first among defensive backs, with 97 tackles. Posted a career-best 1.5 sacks and had seven passes defensed and two fumble recoveries.
- Registered 11 special teams tackles.
- Made his NFL debut against Miami (9/9), posting four tackles (two solo).
- Tallied six tackles (four solo), one pass defensed and half of a sack at Philadelphia (9/17).
- Posted his second-highest tackle total of the season when he made 11 stops (six solo) against the New York Giants (9/23).
- Notched a season-high 16 tackles (11 solo) at New England (10/28).
- Recovered two fumbles and logged the first full sack of his career at the New York Jets (11/4) as he dropped Kellen Clemens for an eight-yard loss.
- Registered the first two interceptions of his career in an NFC Wild Card Playoff game at Seattle (1/5), as he picked off Matt Hasselbeck twice in the fourth quarter.

COLLEGE:
- As a senior at LSU, started all 13 games earning All-America first-team honors by The Associated Press and the American Football Coaches Association.
- Was a First Team All-SEC pick and a semifinalist for the Jim Thorpe Award.
- Led the team with 74 tackles, one forced fumble, three interceptions and 1.0 sack.
- As a junior, started and played in 13 games at free safety earning All-SEC first-team honors by the league's coaches.
- Finished fourth on the Tigers with 69 tackles, three interceptions and 1.0 sack.

PERSONAL:
- As a senior at Hahnville (La.) High School, earned First Team 5A All-State honors.
- As a quarterback, threw for 1,639 yards and 16 touchdowns and rushed for 693 yards and 12 scores while also intercepting eight passes on defense.
- Has a white-faced capuchin monkey, named Gucci.
- Brother, Dawan, was initially a fifth-round draft pick of Baltimore, and played the first five years of his career with the Ravens (2006-2010). Played the last two years with Jacksonville (2011-12).

2013 GAME-BY-GAME STATISTICS

Date/Opp.	GP	GS	Solo	Asst.	Total	Sacks	PD	FF	FR	INT	Yds	Avg.	LG	TD
9/8 vs. OAK	1	1	11	4	15	0.0	1	0	0	0	0	0.0	0	0
9/15 vs. MIA	1	1	7	4	11	0.0	0	0	0	0	0	0.0	0	0
9/22 @ SF						INACTIVE								
9/29 @ JAX						INACTIVE								
10/6 vs. SEA						INACTIVE								
10/14 @ SD						INACTIVE								
10/20 vs. DEN	1	1	5	4	9	0.0	0	0	0	0	0	0.0	0	0
11/3 @ HOU	1	1	6	5	11	0.0	0	0	0	0	0	0.0	0	0
11/10 vs. STL	1	1	3	0	3	0.0	0	0	0	0	0	0.0	0	0
11/14 @ TEN	1	1	4	1	5	0.0	0	0	0	0	0	0.0	0	0
11/24 @ ARZ	1	1	5	1	6	0.0	0	0	0	0	0	0.0	0	0
12/1 vs. TEN	1	1	4	2	6	0.0	0	0	0	0	0	0.0	0	0
12/8 @ CIN	1	1	6	4	10	0.0	1	0	0	0	0	0.0	0	0
12/15 vs. HOU	1	1	6	3	9	0.0	0	0	0	0	0	0.0	0	0
12/22 @ KC	1	1	4	0	4	0.0	0	0	0	0	0	0.0	0	0
12/29 vs. JAX	1	1	4	3	7	0.0	0	0	0	0	0	0.0	0	0
2013 TOTALS	**12**	**12**	**65**	**31**	**96**	**0.0**	**2**	**0**	**0**	**0**	**0**	**0.0**	**0**	**0**

2013 POSTSEASON GAME-BY-GAME STATISTICS

Date/Opp.	GP	GS	Solo	Asst.	Total	Sacks	PD	FF	FR	INT	Yds	Avg.	LG	TD
1/4 vs. KC	1	1	4	2	6	0.0	0	0	0	0	0	0.0	0	0
1/11 @ NE														
TOTAL	**1**	**1**	**4**	**2**	**6**	**0.0**	**0**	**0**	**0**	**0**	**0**	**0.0**	**0**	**0**

CAREER REGULAR SEASON STATISTICS

Year	GP	GS	Solo	Asst.	Total	Sacks	PD	FF	FR	INT	Yds	Avg.	LG	TD
2013 IND	12	12	65	31	96	0.0	2	0	0	0	0	0.0	0	0
2012 NYJ	16	15	90	23	113	0.0	8	4	0	2	42	21.0	24	1
2011 WAS	8	8	40	16	56	1.5	0	1	1	0	0	0.0	0	0
2010 WAS	9	9	73	28	101	1.0	8	1	1	1	0	0.0	0	0
2009 WAS	15	15	81	16	98	1.0	6	2	0	1	12	12.0	13*	0
2008 WAS	16	16	50	19	69	0.5	11	2	1	2	18	9.0	13	0
2007 WAS	16	16	62	35	97	1.5	7	0	2	0	0	0.0	0	0
TOTAL	92	91	461	168	630	5.5	42	10	5	6	72	12.0	24	1

CAREER POSTSEASON STATISTICS

Year	GP	GS	Solo	Asst.	Total	Sacks	PD	FF	FR	INT	Yds	Avg.	LG	TD
2013 IND	1	1	4	2	6	0.0	0	0	0	0	0	0.0	0	0
2007 WAS	1	1	4	0	4	0.0	2	0	0	2	2	1.0	2	0
TOTAL	**2**	**2**	**8**	**2**	**10**	**0.0**	**2**	**0**	**0**	**2**	**2**	**1.0**	**2**	**0**

SPECIAL TEAMS TACKLES: 11 (2007 -11) **SPECIAL TEAMS FUMBLE RECOVERIES:** 1 (2007 - 1)

*Recorded one interception for -1 yards at Oakland (12/13/09). Received a lateral from a DeAngelo Hall interception and returned it 13 yards against Denver (11/15/09).



JEFF LINKENBACH

Offensive Tackle 6-6 325 Cincinnati

NFL Exp: 4 (4th Year With Colts)
How Acquired: FA – 2010
Born: 6/9/87
GP/GS (Postseason): 60/33 (3/2)

72

CAREER TRANSACTIONS:
• Signed by the Colts as an undrafted free agent on April 30, 2010.

2013 (COLTS):
• Participated in the regular season opener against Oakland (9/8) on special teams.
• Listed as inactive for the team's Week 2 contest against Miami (9/15).
• Made his first start of the season at right guard in the team's Week 3 victory at San Francisco (9/22). Assisted the Colts in posting their third consecutive 100-yard rushing outing while providing time for quarterback Andrew Luck to throw for 159 yards. Was part of an offensive line that allowed only 1.0 sack.
• Started his second consecutive game at right guard in a Week 4 victory at Jacksonville (9/29). Blocked for a Colts rushing attack that totaled 157 net yards marking the team's fourth consecutive 100-yard rushing game. Also provided time for quarterback Andrew Luck to throw for 257 yards and two touchdowns in the win.
• Saw action on an offensive line that provided time for the Colts to finish with 317 net yards of offense while rushing for over 100 yards for the fifth consecutive week. Blocked for quarterback Andrew Luck to throw for 229 yards and two touchdowns in the win.
• Participated on the offensive line and on special teams during a Week 6 loss at San Diego (10/14). Assisted the Colts in rushing for 74 total yards while blocking for quarterback Andrew Luck to throw for 202 yards in the loss.
• In a Week 7 victory against Denver (10/20) competed on the offensive line and on special teams. Provided time for quarterback Andrew Luck to throw for 228 yards while tying his single-game career high in touchdowns with four (three passing, one rushing). Also blocked for the Colts to top 100-plus rushing yards for the sixth time this season.
• Assisted Colts quarterback Andrew Luck in throwing for 271 yards and three touchdowns in the team's Week 9 comeback victory at Houston (11/3).
• Was part of an offensive line that helped the Colts offense generate 406 net yards in a Week 10 contest against St. Louis (11/10). Also provided time for quarterback Andrew Luck to throw for 353 yards in the loss.
• In a Week 11 victory at Tennessee (11/14), started the game as a tackle eligible receiver. Assisted the Colts in registering 366 net yards and 137 rushing yards, the team's seventh 100-yard rushing peformance this season.
• Saw action on the offensive line in a Week 12 loss at Arizona (11/24) and assisted an offense that generated 239 net yards.
• Made a start at right guard in a Week 13 win against Tennessee (12/1). Blocked for a Colts rushing attack that total 104 yards, the team's eighth 100-yard rushing peformance of the season. Also provided time for quarterback Andrew Luck to throw for 200 yards.
• Was listed as inactive for a Week 14 loss at Cincinnati (12/8).
• Listed as inactive for a Week 15 victory against Houston (12/15).
• Was inactive for a Week 16 win at Kansas City (12/22).
• Made a start at right guard in a Week 17 victory against Jacksonville (12/29). Blocked for the Colts to total 379 yards of net offense as quarterback Andrew Luck threw for 282 yards and one touchdown in the win.
• Competed on the field goal unit during the team's Wild Card Playoff win against Kansas City (1/4).

2012 (COLTS):
• Played in all 16 games and made four starts at left guard and four starts at right tackle.
• Made his first start of the season at right tackle against Minnesota (9/16) and provided time for quarterback Andrew Luck to register 224 passing yards and two touchdowns.
• Made his second start of the season against Green Bay (10/7) and provided time for quarterback Andrew Luck to throw for 362 yards and two touchdowns.
• Started at left guard at Tennessee (10/28) and provided time for the Colts to record 457 net yards, including a season-high 171 net rushing yards.
• Blocked for the team to produce 516 net yards and 419 net passing yards in a 23-20 win over Miami (11/4).
• Saw action at tackle and provided time for the Colts to generate 448 net yards of offense at New England (11/18).
• Provided time for the Colts to total 459 net yards participating at guard at Detroit (12/2). Blocked for quarterback Andrew Luck to throw for 391 passing yards and four touchdowns in the win.
• Started at right tackle at Houston (12/16) and assisted running back Vick Ballard to tally a season-best 105 rushing yards.
• Made a start at right tackle at Kansas City (12/23) and provided time for quarterback Andrew Luck to throw for 205 yards and set a new NFL single-season record for passing yards by a rookie.
• Started his second career playoff game at left guard and provided time for the Colts to record 419 net yards as running back Vick Ballard rushed for 91 yards at Baltimore (1/6).

2011 (COLTS):
• Started all 16 games for the first time in his career, splitting time at left and right tackle.
• Opened holes for running backs Joseph Addai and Delone Carter to combine for 110 yards on 25 carries against Cleveland (9/18).
• Started at right tackle at Tampa Bay and provided time for quarterback Curtis Painter to set career highs in passing yards (281), touchdowns (two) and passer rating (99.4).
• Opened the game at left tackle at Tennessee (10/30) and cleared rushing lanes for the Colts to total a then-season-high 158 rushing yards.
• Was part of an offensive line that provided time for quarterback Dan Orlovsky to pass for a career-high and Colts season-high 353 passing yards at New England (12/4).
• Started at right tackle against Tennessee (12/18) and blocked for running back Donald Brown to set a career-high with 161 rushing yards on 16 attempts (10.1 avg.).

2010 (COLTS):
• Appeared in 16 games (four starts), three at right guard and one at left tackle.
• Part of an offensive line that helped the team produce 5,000-plus net yards for the 13th consecutive season.
• The Colts offensive line yielded 16.0 sacks, which was tied for the fewest allowed in the NFL. The line also ranked No. 1 in the NFL

with a 90.7 rating according to the New York Life Protection Index by Stats, Inc.
• Provided time for quarterback Peyton Manning to become the only NFL quarterback with 13 consecutive seasons with 25-plus touchdown passes and 3,000-plus passing yards to open a career.
• Made his first career start at Denver (9/26) as the Colts amassed 365 net yards of offense in a victory.
• Started in the team's Wild Card Playoff game against the New York Jets (1/8).

COLLEGE:
• Started in 42-of-50 career games at offensive tackle for the University of Cincinnati.
• Was part of an offensive line that helped the team score 502 points in 2009 (38.6 avg.).
• Started 13 games as a senior and helped the team rush for 1,803 yards while running backs amassed 23 touchdowns.
• As a junior, helped the offense average 27.3 points per game and score 375 points.
• Won the starting role as a freshman and garnered the school's Offensive Newcomer of the Year Award.

PERSONAL:
• Attended Margaretta High School in Castalia, Ohio.
• Was a two-time all-league and all-district selection.
• Was a three-year starter and participated on the Academic Challenge Team.
• Volunteered at the Colts annual playground build.
• Participated in community outreach events during Super Bowl XLVI in Indianapolis.
• Resides with his wife, Katie, in Zionsville.
• Majored in finance.
• Born in Sandusky, Ohio.

CAREER GP/GS (POSTSEASON):
2013: 12/5 (1/1)
2012: 16/8 (1/1)
2011: 16/16
2010: 16/4 (1/1)
TOTAL: 60/33 (3/3)



ANDREW LUCK

Quarterback 6-4 240 Stanford

NFL Exp: 2 (2nd Year with Colts)
How Acquired: D1 – 2012 (1st overall)
Born: 9/12/89
GP/GS (Postseason): 32/32 (2/2)

12

CAREER TRANSACTIONS:

• Selected by the Colts in the first-round (first overall) of the 2012 NFL Draft.

PRO CAREER:

• Was named to the 2013 Pro Bowl.
• Has been named AFC Offensive Player of the Week on two occasions (2012 Week 9 and 2013 Week 7).
• Totaled the second-most passing yards in franchise postseason history and the fifth-most in NFL postseason history with 443 in a Wild Card victory against Kansas City on January 4, 2014. His four touchdown passes that game tied for the second-most in franchise postseason history. Led the Colts to the second largest comeback in NFL postseason history after trailing by 28 points in the second half.
• Earned FedEx Air NFL Player of the Week Honors following his 2012 Week 9 performance against Miami.
• Was named PEPSI MAX NFL Rookie of the Week on three occasions in 2012.
• Surpassed Cam Newton (7,920) for the most passing yards by a quarterback in his first two NFL seasons and became the first quarterback in NFL history to throw for more than 8,000 yards in his first two seasons (8,196).
• Tied Ben Roethlisberger (22) for the second-most victories in a quarterback's first two season in the NFL since 1970. Also tied Matt Ryan for the second-most home wins (12) in a quarterback's first two seasons in the league.
• Recorded the most passing yards (4,374), attempts (627) and 300-yard passing games (six) by a rookie in NFL history.
• Recorded the second-most completions (339) and third-most passing touchdowns (23) by a rookie in NFL history.
• Broke the NFL single-game rookie record for passing yards (433) against Miami (11/4/12).
• Became the first quarterback selected No. 1 overall in the NFL Draft to start a postseason game as a rookie.
• Led the Colts to the most wins (11) by a No. 1 overall draft pick in his rookie season in NFL history.
• Became one-of-five quarterbacks since 1966 to win 10-or-more games in his rookie season.
• Recorded the most passing attempts (54) and second-most passing yards (288) by a rookie in a playoff game in the Colts AFC Wild Card contest at Baltimore (1/6/13).
• Became the first NFL rookie to throw two game-winning touchdown passes inside the two-minute warning of the fourth quarter in a single season.
• Has led the Colts to 10 game-winning drives in the fourth quarter or overtime since entering the league as a rookie in 2012.

2013 (COLTS):

• Finished the regular season opener against Oakland (9/8) having completed 18-of-23 passes for 178 yards and two touchdowns for a 127.9 passer rating. Opened the contest with 11 consecutive completions and has thrown at least one touchdown pass in eight consecutive regular season games dating back to November 18, 2012 (New England). Has led the Colts to eight game-winning drives in the fourth quarter or overtime since entering the league as a rookie in 2012. That total is the most through a player's first 17 games by any quarterback that began his career since the 1970 merger. Registered a 19-yard touchdown run in the fourth quarter, which gave the Colts a 21-17 lead and proved to be the game-winner. The rushing touchdown was the sixth of his career.
• Completed 25-of-43 passes for 321 yards, one touchdown and one interception for a 79.7 quarterback rating against Miami in Week 2 (9/15). With 43 attempts, passed Earl Morrall for eighth place all-time on the Colts career passing attempts list. Tied Johnny Unitas, Bert Jones and Jeff George (eight) for 40-plus passing attempt games in franchise history. With 25 completions, also passed Morrall for eighth place in career completions (382) and tied George (seven) for the fourth-most 300-plus passing yardage games in team history. Threw for 242 yards in the first half of play, which is his second-highest total for a first half (273 yards against Miami on November 4, 2012) in his career. Attempted 165 passes dating back to last season before his first interception in the fourth quarter. It was the longest active streak in the NFL prior to the pick.
• Completed 17-of-26 passes for 159 yards while contributing with 24 rushing yards on four carries in a Week 3 victory at San Francisco (9/22). Without a touchdown pass against the 49ers, ended a streak of nine consecutive games with at least one touchdown pass. Finished the game having completed 7-of-7 passes on first downs. Posted his second rushing touchdown of the season when he found the end zone on a six-yard run in the fourth quarter. The rushing touchdown was the seventh of his career.
• Finished a Week 4 contest at Jacksonville (9/29) having completed 21-of-35 passes for 257 yards, two touchdowns and one interception for a 89.8 passer rating. Is now 14-6 as a starter and tied Pro Football Hall of Famer John Elway (14) for the most wins in his first 20 starts by a quarterback drafted No. 1 overall since the 1970 merger.
• In a Week 5 victory against Seattle (10/6), completed 16-of-29 passes for 229 yards and two touchdowns. The contest marked his ninth game-winning drive in the fourth quarter or overtime, which is the most in the NFL since the start of the 2012 campaign. Registered his 15th career game with 200-plus passing yards and his 11th career contest with multiple touchdown passes. Found wide receiver T.Y. Hilton for two touchdown receptions. The first came in the first quarter on a 73-yard connection, which was the longest pass and reception for both players in their careers. The second score came in the third quarter on a 29-yard catch. The 73-yard touchdown pass was the longest allowed by the Seahawks defense since Week 16 of the 2007 season. Led Indianapolis to 11 fourth-quarter points as the Colts came back from a 28-23 deficit. In his career, has guided the Colts to nine game-winning drives in the fourth-quarter or overtime, the most through a player's first 21 games by any quarterback that began his career since the 1970 merger. Is now 15-6 as a starter and is the fastest quarterback drafted No. 1 overall since the 1970 merger to reach 15 wins (21 starts). The game was the first in league history in which both starting quarterbacks (Russell Wilson, Seattle) were second-year quarterbacks who started a playoff game as a rookie in the previous season.
• Started under center in a Week 6 loss at San Diego (10/14) and completed 18-of-30 passes for 202 yards and one interception for a 66.2 passer rating. Completed a long pass of 35 yards to wide receiver Reggie Wayne on the first play of the game.
• In a Week 7 win against Denver (10/20), completed 21-of-38 passes for 228 yards and four total touchdowns (three passing, one rushing) for a 99.5 quarterback rating. Tied his single-game career-high with four touchdowns and his three touchdown passes are the most he has thrown in a first half of his career and the second-most he has thrown in a single game. His 199 passing

LUCK SINGLE-GAME HIGHS

Att:	55 vs. GB (10/7/12)
Comp:	31 vs. GB (10/7/12)
Yards:	433 vs. MIA (11/4/12)
TDs:	4, two times (Last at CIN 12/8/13)
LG:	73t vs. SEA (10/6/13)

yards marked his third-highest total for a first half in a single game. Was named AFC Offensive Player of the Week for his performance.

- Completed 18-of-40 passes for 271 yards, three touchdowns and no interceptions for a 92.8 passer rating in a Week 9 comeback victory at Houston (11/3). With 40 attempts, he tied Jack Trudeau (nine) for the second-most games reaching the plateau in Colts history. In three career games against Houston, has thrown for seven touchdowns and zero interceptions. The contest marked his third career game with three-or-more touchdown passes. It was the first time in his career he reached the mark in consecutive games (Oct. 20 vs. Denver). The victory marked his 10th career game-winning drive in the fourth quarter or overtime and his third this season. It's the most by a quarterback in his first two years in the league dating back to the Super Bowl era. Luck and wide receiver T.Y. Hilton connected on three second half touchdowns en route to the victory. The first came on a 10-yard touchdown at the end of the third quarter to cut Houston's lead to 24-12 after a missed two-point conversion. The duo connected again for a 58-yard score in the fourth quarter followed by a nine-yard touchdown with four minutes remaining in the final stanza. The second touchdown pass marked the fifth connection of 50-plus yards between Luck and Hilton and the fourth touchdown connection of over 50 yards between the two.
- In a Week 10 loss against St. Louis (11/10), completed 29-of-47 passes for 353 yards, one touchdown and three interceptions for a 65.3 passer rating. Added four rushes for 17 yards. With 353 yards, tied Bert Jones (eight) for the third-most 300-plus passing yard games in Colts history. With 47 attempts, passed Jack Trudeau (nine) for the second-most games with 40-plus attempts in franchise history. Topped 94 career rushing attempts, which ranks seventh in franchise history among quarterbacks. With 17 rushing yards, passed Marty Domres (454) for the sixth-most career rushing yards by a quarterback in Colts history.
- Completed 23-of-36 passes for 232 yards and zero interceptions while adding nine carries for 31 yards and one touchdown in a Week 11 victory at Tennessee (11/14). Following a Daniel Herron fumble recovery on a Titans kickoff return in the third quarter, scrambled for an 11-yard touchdown to give the Colts a 20-17 advantage. The rushing touchdown is his fourth of the season and the ninth of his career. His nine career rushing touchdowns rank first among all AFC quarterbacks and second among all NFL quarterbacks dating back to 2012. Improved the team's record to 7-0 when scoring a rushing touchdown. Completed at least one pass to eight different receivers and completed his first eight passes for 66 yards to start the second half. With nine rushing attempts, passed George Shaw (98) for the sixth-most career rushing attempts by a quarterback in franchise history.
- In a Week 12 loss at Arizona (11/24) completed 20-of-39 passes for 163 yards, one touchdown and one interception for a 60.1 passer rating. Finished the game with 31 rushing yards and posted his longest career run in the fourth quarter with a 28-yard gain. With 163 passing yards, passed Jeff Garcia (6,822) for sixth place in NFL history for the most passing yards by a quarterback in their first two seasons in the league.
- Completed 17-of-32 passes for 200 yards and one interception for a 59.4 passer rating in a Week 13 victory against Tennessee (12/1). Added five rushes for 42 yards (8.4 avg.). With 200 passing yards, passed Drew Bledsoe (7,049) and Andy Dalton (7,067) for the fourth-most passing yards by a quarterback in his first two NFL seasons.
- In a Week 14 loss at Cincinnati (12/8), completed 29-of-46 passes for 326 yards, four touchdowns and zero interceptions for a 113.1 quarterback rating. With 326 yards, passed Dan Marino (7,294) for the third-most passing yards by an NFL quarterback in his first two seasons in the league. Topped the 200-yard passing mark for the 22nd time in his career and the 300-yard plateau for the ninth time in his career. With 29 completions, passed Mike Pagel (587) for the seventh-most in team history. Also moved ahead of Mike Pagel (7,474) for the seventh-most passing yards in franchise history. Totaled his ninth 300-yard passing outing, which passed Bert Jones for the third-most in Colts history. Completed passes to seven different receivers in the first half of play and finished the game having completed passes to nine different players. In the third quarter, tallied a career-long 29-yard rush to give the Colts possession in the red zone. Indianapolis finished with a touchdown on the drive.
- Completed 19-of-32 passes for 180 yards, two touchdowns and one interception for an 82.8 passer rating in a Week 15 win against Houston (12/15). With the victory, tied Joe Flacco and Matt Ryan (20) for the fourth-most wins in a quarterback's first two seasons since 1970. Also became the sixth quarterback in the Super Bowl era to win at least 20 games in his first two years. Is the fifth quarterback in NFL history with at least 20 touchdown passes in each of his first two seasons.
- In a Week 16 victory at Kansas City (12/22), completed 26-of-37 passes for 241 yards and one touchdown for a 96.8 passer rating. Registered his fourth-highest first half passing total with 192 yards. With the victory, tied Dan Marino (21) for the third-most wins in a quarterback's first two NFL seasons since 1970. With 241 passing yards, passed Peyton Manning (7,874) for the second-most yards by a quarterback in his first two NFL seasons.
- Completed 26-of-37 passes for 282 yards and one touchdown for a 101.4 passer rating in a Week 17 victory against Jacksonville (12/29). With 282 yards, passed Cam Newton (7,920) for the most passing yards by a quarterback in his first two NFL seasons while becoming the first quarterback in NFL history to throw for more than 8,000 yards in his first two seasons in the league. With the victory, tied Ben Roethlisberger (22) for the second-most victories in a quarterback's first two season in the NFL since 1970.
- In his second career postseason start during the team's Wild Card victory against Kansas City (1/4) completed 29-of-45 passes for 443 yards, four touchdowns and three interceptions for a 98.7 passer rating. Led the Colts to the second-largest comeback in NFL postseason history after trailing by 28 points in the second half. Was part of an offense that recorded 536 total net yards, which set a franchise record for a postseason game and tied for the ninth-most in NFL postseason history. The team also netted 436 passing yards, which was the second-most for a postseason game in franchise history. His 443 passing yards marked the fifth-highest total in an NFL postseason game and the second-most in franchise history (Peyton Manning, 458 yards vs. Denver on Jan. 9, 2005). His four touchdown passes tied for the 11th-most in an NFL postseason contest and tied for the second-most in franchise history. It also marked the third time in team history that a quarterback threw for four or more touchdowns in a postseason game. With 45 passing attempts, passed Earl Morrall (79) for the fourth-most passing attempts in Colts postseason history. With 29 completions, he passed Morrall (37) for the fourth-most completions in Colts postseason history. With 443 yards, he passed Morrall (667) for the fourth-most passing yards in franchise postseason history. With four touchdowns, he passed Morrall and Jack Trudeau (two) for the fourth-most touchdown passes in Colts postseason history. His 45 rushing yards were the second-most in a playoff game by a Colts quarterback (48, Jim Harbaugh on Jan. 7, 1996). Became the first player in NFL history to record a passing touchdown and a fumble recovery for a touchdown in the same game in postseason history. Including the playoffs, has won seven career games after trailing by double-digits, the most such wins in the NFL since the start of the 2012 season.

2012 (COLTS):

- Started all 16 games in his rookie season. Was 339-of-627 passing for an NFL rookie record 4,374 yards, 23 touchdowns and 18 interceptions. Added 255 rushing yards on 62 carries and a club quarterback record five rushing touchdowns.
- In his first career NFL start at Chicago (9/9), completed 23-of-45 passes for 309 yards, one touchdown and three interceptions for a 52.9 quarterback rating. His 309 passing yards is the highest total by a Colts rookie quarterback in their franchise debut.
- Against the Vikings (9/16), completed 20-of-31 passes for 224 yards and two touchdowns for a 107.5 quarterback rating. Engineered two two-minute scoring drives. The first came at the end of the second quarter when he hit wide receiver Reggie Wayne for a 30-yard touchdown reception. The second came with 31 seconds remaining in the fourth quarter when he drove the team 40 yards to set up Adam Vinatieri's game-winning 53-yard field goal.
- Completed 22-of-46 passes for 313 yards, two touchdowns and one interception in the team's loss against Jacksonville (9/23).
- Set season highs in completions (31) and attempts (55) while throwing for 362 yards and three total touchdowns (two passing, one rushing) against Green Bay (10/7). Led the team back from an 18-point deficit to capture a 30-27 victory, becoming the first rookie

quarterback to accomplish the feat since Detroit's Matthew Stafford in 2009. Became the Colts' first rookie quarterback since Bert Jones in 1973 to throw a touchdown pass in each of his first four career games. Became the first rookie in NFL history to pass for 1,200-plus yards (1,208) and record at least two wins in his team's first four games. Joined Carolina quarterback Cam Newton as the only players in NFL history to pass for at least 300 yards in three of their first four career games.
- Completed 22-of-44 passes for 280 yards and two interceptions in a loss at the New York Jets (10/14).
- Completed 16-of-29 passes for 186 yards and added two rushing touchdowns in a victory over Cleveland (10/21) in Week 7. Became the third quarterback in franchise history and the first since 1988 to rush for two touchdowns in a single game.
- Completed 26-of-38 passes for 297 yards, one touchdown and one interception for an 89.5 quarterback rating in a 19-13 overtime victory at Tennessee (10/28). Threw the game-winning 16-yard touchdown pass to running back Vick Ballard in overtime to seal the victory.
- Finished with a career day as he completed 30-of-48 passes for 433 yards and two touchdowns for a 105.6 quarterback rating against Miami (11/4). His 433 yards set a new NFL record for passing yards by a rookie quarterback in a single game and topped his rookie franchise record for single game passing yards (362 vs. Green Bay on Oct. 7, 2012). Became the second rookie in NFL history to record four 300-yard passing games (Peyton Manning, 1998). His 433 passing yards mark the third-highest total in a single game in franchise history. His first half passing total of 273 yards is the fourth-highest total in franchise history for a first half (Peyton Manning, 324 vs. Buffalo on Sept. 23, 2001). Luck also became the second player in the NFL with 270-plus passing yards in the first half (Drew Brees, 314 in Week 7 vs. Tampa Bay) at that time in the season. He threw two touchdown passes, his first to Reggie Wayne (nine yards) in the first quarter and the second, a 36-yard touchdown to fellow rookie T.Y. Hilton in the third quarter.
- Threw for 227 yards on 18-of-26 passing in an NFL Network Thursday Night Football victory at Jacksonville (11/8).
- Completed 27-of-50 passes for 334 yards, two touchdowns and three interceptions at New England (11/18). With 334 yards, he became the first rookie quarterback in NFL history to register five 300-yard passing outings in his first season, topping Peyton Manning's record of four, which was set in 1998.
- Completed 20-of-37 passes for 240 yards, one touchdown and one interception for a 71.9 quarterback rating vs. Buffalo (11/25). With the win, he tied Sam Bradford for the most wins (seven) by a quarterback drafted No. 1 overall since 1970. Luck became the second rookie quarterback in Colts history to throw for 3,000-plus yards in their first season, and with 449 passing attempts, passed Jack Trudeau (417) for the second-most in a season by a rookie in team history.
- Finished the game having completed 24-of-54 passes for 391 yards, four touchdowns and three interceptions for a 70.8 passer rating at Detroit (12/2). With the win, he surpassed Sam Bradford (seven) to become the first rookie quarterback drafted No. 1 overall to record eight victories since 1966. With 3,596 passing yards, he has passed Andy Dalton (3,398 in 2011), Matt Ryan (3,440 in 2008) and Sam Bradford (3,512 in 2010) for the third-most passing yards by a rookie in NFL history. Luck also totaled his sixth 300-yard passing game of the season, which improved his current rookie record. Luck's four touchdown passes set a career-high. His passing attempt total was the second-highest in 2012 (55 vs. Green Bay, 10/7). Luck and Seattle quarterback Russell Wilson were the first pair of NFL rookie quarterbacks with a game-winning touchdown pass in the final minute of the fourth quarter or overtime on the same day. The two joined Tim Couch and Matthew Stafford as the only rookies to throw a game-winning touchdown pass with 0:00 on the clock since 1970.
- Finished the game having completed 16-of-34 passes for 196 yards and one touchdown against Tennessee (12/9). With 196 yards, he set a new franchise record (3,792) for passing yards by a rookie, topping Peyton Manning's mark of 3,739 yards. With the Colts victory, he got credit for his sixth fourth quarter/overtime game-winning drive for the Colts, which is the most by a rookie since the AFL/NFL merger. He surpassed Vince Young (2006 Titans) and Ben Roethlisberger (2004 Steelers) who each had five.
- Completed 13-of-27 passes for 186 yards and two touchdowns for a 95.6 passer rating at Houston (12/16). Found wide receiver T.Y. Hilton on a 61-yard touchdown in the second quarter for the team's first touchdown of the game. The score marked Luck's sixth touchdown pass of 30-or-more yards and fourth touchdown pass of 40 yards or more.
- Completed 17-of-35 passes for 205 yards and one touchdown in a victory over Kansas City (12/23). With 205 yards, he set a new NFL record for passing yards by a rookie quarterback, topping Cam Newton's mark (4,051), which was set in 2011. Notched his seventh game-winning drive in the fourth quarter or overtime, which tied an NFL record (previously done on six occasions). He also broke Chris Chandler's franchise rookie record for wins in a season (10). With 35 passing attempts, Luck set a new NFL record for passing attempts by a rookie quarterback (topping Sam Bradford's record of 590). He also passed Peyton Manning (575) for the most in a season by a rookie quarterback in Colts history. Pieced together the team's first touchdown drive of the game in the fourth quarter when the Colts drove 73 yards in 13 plays, capped by a Reggie Wayne seven-yard touchdown.
- Completed 14-of-28 passes for 191 yards and two touchdowns in the team's victory over the Texans (12/30). With his first two completions in the first quarter, Luck set a new franchise record for completions by a rookie quarterback (327), topping Peyton Manning's old mark of 326 in 1998. Found wide receiver T.Y. Hilton for a 70-yard touchdown reception in the fourth quarter. The pass and reception both marked career longs for Luck and Hilton. Luck finished the regular season with 23 touchdown passes and surpassed Charlie Conerly (22) for the third-most touchdown passes by a rookie quarterback in NFL history. Finished the season having won 11 games as a starter and joined Ben Roethlisberger (13), Joe Flacco (11), Matt Ryan (11) and Russell Wilson (11) as the only starting rookie quarterbacks in the Super Bowl era (since 1966) to win at least 11 games. Luck's 11 victories give him the most by a quarterback drafted No. 1 overall in his rookie season in NFL history. Sam Bradford held the previous record of seven wins in his rookie season with the St. Louis Rams in 2010.
- Completed 28-of-54 passes for 288 yards in the team's Wild Card Playoff loss at Baltimore (1/6) and became the first quarterback selected No. 1 overall to start a postseason game as a rookie. Compiled the second-most passing yards by a rookie quarterback in a playoff game, set an NFL record for passing attempts by a rookie quarterback in a single postseason game and set a franchise record for passing attempts by a quarterback in a postseason game.
- In a Week 12 loss at Arizona (11/24), completed 20-of-39 passes for 163 yards, one touchdown and one interception for a 60.1 passer rating. Finished the game with 31 rushing yards and posted his longest career run in the fourth quarter with a 28-yard gain. With 163 passing yards, passed Jeff Garcia (6,822) for sixth place in NFL history for the most passing yards by a quarterback in their first two seasons in the league.

COLLEGE:

- Started all 38 games he played in at Stanford, completing 713-of-1,064 passes (67.0 percent) for 9,430 yards, 82 touchdowns and 22 interceptions, as he set school career records for touchdown passes and pass completion percentage.
- Was a two-time Heisman Trophy finalist in 2010 and 2011.
- Named the Maxwell Award Winner for the National Collegiate Player of the Year, the Walter Camp Football Foundation Player of the Year and the Pac-12 Conference Player of the Year following the 2010 and 2011 seasons. Was also the recipient of the Johnny Unitas Golden Arm Trophy and named the Capital One Academic All-America of the Year by CoSIDA in 2011.
- Finished his collegiate career at Stanford with 31 victories as a starter, the most ever attained by a Cardinal quarterback. His winning percentage (81.5) is the best in school history.
- Helped lead Stanford to 29 consecutive weeks in The Associated Press Top 25 poll, including 22 consecutive weeks in the Top 10.
- Quarterbacked three of the most prolific offensive teams in school history, by helping Stanford amass 461 points in 2009 as a freshman, a school-record 524 points as a sophomore and 561 points as a junior, the seventh-highest total in the nation.
- With 82 career touchdown passes, left school ranked fourth in Pac-12 Conference history. His career-high 37 scoring strikes as a jun-

ior are surpassed by only Southern California's Matt Leinart (38 in 2003) for the Pac-12 Conference season record.
- Earned the top two spots on the Stanford season record chart with 37 touchdown passes in 2011 and 32 connections in 2010.
- Finished second in school annals behind Steve Stenstrom (10,531 yards; 1991-94) for the most passing yardage for a career, and his pass attempts (1,064) and completions (713) both placed fourth in school history.
- Holds the second and third positions in the Stanford season record book with passing yardage figures of 3,517 yards as a junior and 3,338 yards as a sophomore, topped by only Steve Stenstrom's 3,627 yards in 1993.
- Completed 288 attempts in 2011 to rank behind only Stenstrom's 1993 total of 300 while his 2010 figure of 263 completions rank fourth on the Cardinal annual record chart.
- The first Cardinal to amass over 10,000 yards in total offense (10,387), establishing a new Stanford record and finishing sixth in Pac-12 history.
- Accounted for 3,791 total yards in 2010 and 3,667 in 2011 to earn the top two positions on the Cardinal season record list.
- Threw for over 300 yards in eight contests during his collegiate career, the fourth-best total by a Stanford passer.
- Became the first Stanford player to throw for at least four scores more than twice in a season.
- Holds the school career record for quarterbacks with 957 rushing yards. Set the season rushing record for a quarterback in 2010 with 453 yards and also ranks third on the list with 354 yards on the ground in 2009.

PERSONAL:

- Attended Stratford High School in Houston.
- Finished his prep career with 7,139 yards and 53 touchdowns on 488-of-824 passing (.592) while also adding 2,085 rushing yards in three seasons.
- As a senior, completed 196-of-338 pass attempts for 2,684 yards and 19 touchdowns and rushed for 671 yards. Earned Second Team All-Texas honors for Class 5A.
- Was an All-America selection by *SuperPrep* and listed as the nation's seventh-best quarterback by the publication in 2007.
- Threw for 2,926 yards and 27 touchdowns on 176-of-257 passing and rushed for 714 yards in his junior season.
- Named the 19-5A District MVP and was a *Rivals.com* All-America pick in 2006.
- Totaled 1,529 yards and seven touchdowns through the air on 116-of-229 passing as a sophomore, adding 700 rushing yards.
- Served as the valedictorian of his high school's graduation class of 2008.
- Served as a co-spokesperson for the "COLTSTRONG, LIBRARYSTRONG" campaign for the Indianapolis Library.
- Hosted an NFL Play 60 event with Indianapolis Public School students.
- Co-hosted the 12th Man Leukemia Jam, an event to benefit the Leukemia and Lymphoma society.
- Participated in the Colts QB Shopping event with Shepherd Community Center as a volunteer shopper.
- Visited Riley Hospital for Children to spread cheer during the holidays.
- Donated 20 tickets per game to Riley Hospital for Children at IU health, Ronald McDonald House and Habitat for Humanity.
- At Stanford, carried a 3.48 cumulative grade point average as an architectural design major.
- Son of former Houston Oiler and West Virginia quarterback Oliver Luck.
- A native of Houston.

2013 GAME-BY-GAME STATISTICS

			Passing								Rushing				
Date/Opp.	GP	GS	Att.	Comp.	Yards	Pct.	Yds/Att.	TD	INT	LG	No.	Yards	Avg.	LG	TD
9/8 vs. OAK	1	1	23	18	178	78.3%	7.7	2	0	25	6	38	6.3	19	1
9/15 vs. MIA	1	1	43	25	321	58.1%	7.5	1	1	47	4	38	9.5	14	0
9/22 @ SF	1	1	26	17	159	65.4%	6.1	0	0	25	4	24	6.0	15	1
9/29 @ JAX	1	1	35	21	257	60.0%	7.3	2	1	31	2	26	13.0	17	0
10/6 vs. SEA	1	1	29	16	229	55.2%	7.9	2	0	73t	4	9	2.3	6	0
10/14 @ SD	1	1	30	18	202	60.0%	6.7	0	1	35	4	19	4.8	6	0
10/20 vs. DEN	1	1	38	21	228	55.3%	6.0	3	0	28	4	29	7.3	11	1
11/3 @ HOU	1	1	40	18	271	45.0%	6.8	3	0	58	0	0	0.0	0	0
11/10 vs. STL	1	1	47	29	353	61.7%	7.5	1	3	65	4	17	4.3	7	0
11/14 @ TEN	1	1	36	23	232	63.9%	6.4	0	0	39	9	31	3.4	13	1
11/24 @ ARZ	1	1	39	20	163	51.3%	4.2	1	1	17	2	31	15.5	28	0
12/1 vs. TEN	1	1	32	17	200	53.1%	6.3	0	1	23	5	42	8.4	24	0
12/8 @ CIN	1	1	46	29	326	63.0%	7.1	4	0	69	2	32	16.0	29	0
12/15 vs. HOU	1	1	32	19	180	59.4%	5.6	2	1	41	5	29	5.8	11	0
12/22 @ KC	1	1	37	26	241	70.3%	6.5	1	0	33	6	5	0.8	4	0
12/29 vs. JAX	1	1	37	26	282	70.3%	7.6	1	0	41	2	7	3.5	4	0
2013 TOTALS	**16**	**16**	**570**	**343**	**3,822**	**60.2%**	**6.7**	**23**	**9**	**73t**	**63**	**377**	**6.0**	**29**	**4**

2013 POSTSEASON GAME-BY-GAME STATISTICS

			Passing								Rushing				
Date/Opp.	GP	GS	Att.	Comp.	Yards	Pct.	Yds/Att.	TD	INT	LG	No.	Yards	Avg.	LG	TD
1/4 vs. KC	1	1	45	29	443	64.4%	9.8	4	3	64t	7	45	6.4	21	0
1/11 @ NE															
TOTAL	**1**	**1**	**45**	**29**	**443**	**64.4%**	**9.8**	**4**	**3**	**64t**	**7**	**45**	**6.4286**	**21**	**0**

CAREER REGULAR SEASON STATISTICS

			Passing								Rushing				
Year	GP	GS	Att.	Comp.	Yards	Pct.	Yds/Att.	TD	INT	LG	No.	Yards	Avg.	LG	TD
2013 IND	16	16	570	343	3,822	60.2%	6.7	23	9	73t	63	377	6.0	29	4
2012 IND	16	16	627	339	4,374	54.1%	7.0	23	18	70t	62	255	4.1	19	5
TOTAL	**32**	**32**	**1197**	**682**	**8,196**	**57.0%**	**6.8**	**46**	**27**	**73t**	**125**	**632**	**5.1**	**29**	**9**

CAREER POSTSEASON STATISTICS

			Passing								Rushing				
Year	GP	GS	Att.	Comp.	Yards	Pct.	Yds/Att.	TD	INT	LG	No.	Yards	Avg.	LG	TD
2013 IND	1	1	45	29	443	64.4%	9.8	4	3	64t	7	45	6.4	21	0
2012 IND	1	1	54	28	288	51.9%	5.3	0	1	25	4	35	**8.8**	18	0
TOTAL	**2**	**2**	**99**	**57**	**731**	**57.6%**	**7.4**	**4**	**4**	**64t**	**11**	**80**	**7.3**	**21**	**0**



SCOTT LUTRUS

Inside Linebacker 6-3 238 Connecticut

NFL Exp: 2 (2nd Year With Colts)
How Acquired: FA – 2011
Born: 4/23/88
GP/GS (Postseason): 4/0 (0/0)

56

CAREER TRANSACTIONS:

- Placed on Injured Reserve on August 2, 2013.
- Signed by the Colts off the St. Louis Rams practice squad on November 28, 2011.
- Signed to the Rams practice squad on September 5, 2011.
- Released by the Jacksonville Jaguars on September 2, 2011.
- Originally signed by the Jaguars as an undrafted free agent on July 26, 2011.

2013 (COLTS):

- Placed on Injured Reserve on August 2, 2013.

2012 (COLTS):

- Was placed on Injured Reserve after suffering an injury in the first preseason game against St. Louis.

2011 (RAMS/COLTS):

- Was signed by the Colts off the St. Louis Rams practice squad on November 28, 2011 and participated in four games, finishing with one tackle and seven special teams stops.
- Made his NFL debut at New England (12/4) seeing action on special teams and contributing with one tackle.
- Saw action at linebacker and on special teams at Baltimore (12/11) and totaled his first career tackle while adding two special teams stops.
- Led the team with two special teams tackles (one solo) at Jacksonville (1/1).
- Spent the first 12 weeks of the season on the St. Louis Rams practice squad.

COLLEGE:

- A four-year starter at UConn where he totaled 341 tackles (206 solo), 5.0 sacks, 26 tackles for loss, six interceptions and nine passes defensed.
- Served as a team captain during his final two seasons.
- Was named an All-Big East second-team selection and an All-Big East All-Academic team choice.

PERSONAL:

- Attended Brookfield (Conn.) High School.
- Ranked second in the state as a senior with 2,017 rushing yards and added 63 tackles and four interceptions on defense.
- Led the state in scoring with 204 points.
- A native of Brookfield, Conn.

CAREER REGULAR SEASON STATISTICS

Year	GP	GS	Solo	Asst.	Total	Sacks	PD	FF	FR	INT	Yds	Avg.	LG	TD
2012 IND					INJURED RESERVE									
2011 STL/IND	4	0	1	0	1	0.0	0	0	0	0	0	0.0	0	0
TOTAL	**4**	**0**	**1**	**0**	**1**	**0.0**	**0**	**0**	**0**	**0**	**0**	**0.0**	**0**	**0**

SPECIAL TEAMS TACKLES: 7 (2011 – 7)

LUTRUS SINGLE-GAME HIGHS

Tackles:	1 at BAL (12/11/11)
Sacks:	0
FF:	0
FR:	0

COREY LYNCH

Safety 6-0 210 Appalachian State

NFL Exp: 6 (1st Year With Colts)
How Acquired: FA – 2013
Born: 5/7/85
GP/GS (Postseason): 76/12 (1/0)

42

CAREER TRANSACTIONS:

• Signed by the Colts as a free agent on November 26, 2013.
• Released by the Tennessee Titans on November 22, 2013.
• Signed by the Titans as a free agent on October 28, 2013.
• Released by Tennessee on August 31, 2013.
• Signed by the Titans as a free agent on August 11, 2013.
• Signed by the San Diego Chargers as an unrestricted free agent on May 29, 2012.
• Signed to the Tampa Bay Buccaneers active roster from the Bengals practice squad on September 23, 2009.
• Released by the Bengals on September 5, 2009 and was signed to the team's practice squad one day later.
• Originally selected by the Cincinnati Bengals in the sixth round draft round (177th overall) of the 2008 NFL Draft.

2013 (TITANS/COLTS):

• Made his debut in a Titans uniform as a reserve on special teams and collected one tackle at St. Louis (11/3).
• Played as a reserve on special teams and notched one tackle against Jacksonville (11/10).
• Compiled one special teams stop against Indianapolis (11/14).
• Was signed by the Colts as a free agent on November 26, 2013.
• In his first game in a Colts uniform during a Week 13 win against Tennessee (12/1), saw action on special teams and finished with three tackles.
• Participated on special teams in a Week 14 loss at Cincinnati (12/8) and finished with one tackle.
• In a Week 15 victory against Houston (12/15), saw action in the secondary and on special teams and ran a fake punt for three yards, but did not convert the first down.
• Saw action at safety and on special teams during a Week 16 win at Kansas City (12/22) and finished with one tackle.
• In a Week 17 win against Jacksonville (12/29), participated on special teams and finished with one tackle.
• Participated in his first career postseason contest during the team's Wild Card victory against Kansas City (1/4). Finished the game with two tackles and one special teams stop.

2012 (CHARGERS):

• Appeared in all 16 games for the third consecutive season and made four starts at safety. Posted a career-best 47 tackles and two interceptions in his first campaign with the Chargers.
• Tallied two tackles for loss and four passes defensed. Ranked fourth on the squad with eight special teams tackles.
• Registered 10 tackles, including one tackle for loss and an interception that he returned for 20 yards against Cincinnati (12/2).
• Collected an interception that he returned 30 yards at the New York Jets (12/23).

2011 (BUCCANEERS):

• Played in all 16 games with three starts at safety and collected 20 tackles, one interception and four passes defensed.
• Tallied seven special teams tackles.
• Posted a fourth quarter interception off Jay Cutler that led to touchdown at London's Wembley Stadium against Chicago (10/23).

2010 (BUCCANEERS):

• Appeared in all 16 games with five starts at safety and registered 24 tackles, one interception and two passes defensed.
• Recorded a career-best 18 special teams tackles.
• Posted a season-high three special teams stops at Cincinnati (10/10).
• Made his first career start and intercepted Matt Ryan against Atlanta (12/5).

2009 (BENGALS/BUCCANEERS):

• Signed to the Tampa Bay active roster from Cincinnati's practice squad on September 23.
• Played in 13 games as a reserve in his first season with the Buccaneers. Posted a solo tackle and a pass defensed at safety. Tallied seven special teams tackles on coverage units.
• Blocked his first career punt at Atlanta (11/29).
• Blocked a field goal attempt against Atlanta (1/3).

2008 (BENGALS):

• Appeared in seven games as a rookie and totaled three tackles and one interception on defense. Notched five special teams tackles on coverage units.
• Collected his first career interception off Brett Favre at the New York Jets (10/12).

COLLEGE:

• Played five seasons (2003-07) at Appalachian State, leading the Mountaineers to three straight national titles in the NCAA Division I-AA FCS ranks.
• Was a three-time All-America selection (2005-07) and owns the South Conference record with 24 career interceptions, while his 52 passes defensed are an FCS record.
• Started 55-of-56 career games and tallied 358 tackles. Posted a school record 395 interception return yards and his six blocked kicks were second in school history.
• As senior in 2007, finished second in voting for the Buck Buchanan Award as the top defensive player in the FCS in the closest 1-2 vote in the award's history.
• Led the Mountaineers to a 34-32 win at Michigan as he blocked a late-game field goal attempt.
• Granted a medical redshirt with an elbow injury after two games in 2004.

LYNCH SINGLE-GAME HIGHS

Tackles:	10, two times (Last: vs. CIN 12/2/12)
Int:	1, five times (Last at N.Y. Jets 12/23/12)
PD:	3 vs. CHI (10/23/11)

PERSONAL:

• Attended Evangelical Christian School in Fort Myers, Fla. and was coached by his father, Brian Lynch.
• Lynch's brother, Colton, played defensive back on the Harvard Crimson football team. His younger brother, Colby, plays wide receiver at Florida Tech.
• Married to Cissie Graham Lynch.
• Majored in applied physics.

2013 GAME-BY-GAME STATISTICS

Date/Opp.	GP	GS	Solo	Asst.	Total	Sacks	PD	FF	FR	INT	Yds	Avg.	LG	TD
11/3 @ STL*	1	0	0	0	0	0.0	0	0	0	0	0	0.0	0	0
11/10 vs. JAX*	1	0	1	0	0	0.0	0	0	0	0	0	0.0	0	0
11/14 vs. IND*	1	0	0	0	0	0.0	0	0	0	0	0	0.0	0	0
12/01 vs. TEN	1	0	0	0	0	0.0	0	0	0	0	0	0.0	0	0
12/8 @ CIN	1	0	0	0	0	0.0	0	0	0	0	0	0.0	0	0
12/15 vs. HOU	1	0	0	0	0	0.0	0	0	0	0	0	0.0	0	0
12/22 @ KC	1	0	0	0	0	0.0	0	0	0	0	0	0.0	0	0
12/29 vs. JAX	1	0	0	0	0	0.0	0	0	0	0	0	0.0	0	0
2013 TOTALS	**8**	**0**	**1**	**0**	**0**	**0.0**	**0**	**0**	**0**	**0**	**41**	**41.0**	**41t**	**0**
2013 TEN	3	0	1	0	0	0.0	0	0	0	0	0	0.0	0	0
2013 IND	5	0	0	0	0	0.0	0	0	0	0	0	0.0	0	0

2013 POSTSEASON GAME-BY-GAME STATISTICS

Date/Opp.	GP	GS	Solo	Asst.	Total	Sacks	PD	FF	FR	INT	Yds	Avg.	LG	TD
1/4 vs. KC	1	0	1	1	2	0.0	0	0	0	0	0	0.0	0	0
1/11 @ NE														
TOTAL	**1**	**0**	**1**	**1**	**2**	**0.0**	**0**	**0**	**0**	**0**	**0**	**0.0**	**0**	**0**

CAREER REGULAR SEASON STATISTICS

Year	GP	GS	Solo	Asst.	Total	Sacks	PD	FF	FR	INT	Yds	Avg.	LG	TD
2013 IND	5	0	0	0	0	0.0	0	0	0	0	0	0.0	0	0
2013 TEN	3	0	1	0	1	0.0	0	0	0	0	0	0.0	0	0
2012 SD	16	4	39	7	46	0.0	7	0	1	2	50	25.0	30	0
2011 TB	16	3	21	4	25	0.0	4	0	0	1	14	14.0	14	0
2010 TB	16	5	22	10	32	0.0	2	0	0	1	0	0.0	0	0
2009 TB	13	0	4	2	6	0.0	1	0	0	0	0	0.0	0	0
2008 CIN	7	0	5	4	9	0.0	1.0	0	0	1	6	6.0	6	0
TOTAL	**76**	**12**	**92**	**27**	**119**	**0.0**	**15**	**0**	**1**	**5**	**70**	**14.0**	**30**	**0**

***Games played with the Tennessee Titans**

CAREER POSTSEASON STATISTICS

Year	GP	GS	Solo	Asst.	Total	Sacks	PD	FF	FR	INT	Yds	Avg.	LG	TD
2013 IND	1	0	1	1	2	0.0	0	0	0	0	0	0.0	0	0
TOTAL	**1**	**0**	**1**	**1**	**2**	**0.0**	**0**	**0**	**0**	**0**	**0**	**0.0**	**0**	**0**

SPECIAL TEAMS TACKLES: 51 (2013 - 6, 2012 - 8, 2011 - 7, 2010 - 18, 2009 - 7, 2008 - 5)
ADDITIONAL STATISTICS: One carry for three yards vs. Houston (12/15/13)
POSTSEASON SPECIAL TEAMS TACKLES: 1 (2013-1)



RICARDO MATHEWS

Defensive Tackle 6-3 308 Cincinnati

NFL Exp: 4 (4th Year With Colts)
How Acquired: D7 – 2010 (238th overall)
Born: 7/30/87
GP/GS (Postseason): 52/6 (3/0)

91

CAREER TRANSACTIONS:
- Elevated from the Colts practice squad to the 53-man roster on October 5, 2011.
- Signed to the Colts practice squad on September 4, 2011.
- Waived by the Colts on September 3, 2011.
- Originally selected by Indianapolis in the seventh-round (238th overall) of the 2010 NFL Draft.

2013 (COLTS):
- Competed at defensive tackle in the team's regular season opener against Oakland (9/8), but did not finish with a tackle.
- Saw action on the defensive line and on special teams in a Week 2 meeting against Miami (9/15), but did not record a tackle.
- Competed on the defensive line in a Week 3 victory at San Francisco (9/22), but did not record a tackle.
- In a Week 4 victory at Jacksonville (9/29), made one tackle and one pass defensed. Was part of a defensive unit that held the Jaguars to 40 net rushing yards and three points.
- Tallied one tackle in the team's Week 5 victory against Seattle (10/6).
- Posted one tackle and saw action on special teams during a Week 6 loss at San Diego (10/14).
- Finished with two tackles in the team's Week 7 win against Denver (10/20).
- Saw action on the defensive line in the team's Week 9 victory at Houston (11/3) and logged two solo tackles.
- Finished with two tackles in a Week 10 loss against St. Louis (11/10).
- In a Week 11 victory at Tennessee (11/14) saw action on the defensive line, but did not record a tackle.
- Competed at defensive tackle in a Week 12 loss at Arizona (11/24) and finished with two tackles and one tackle for loss.
- Tallied two tackles seeing action on the defensive line during a Week 13 win against Tennessee (12/1).
- Participated on the defensive line in a Week 14 loss at Cincinnati (12/8) and finished with one stop.
- Saw action on the defensive line in a Week 15 win against Houston (12/15) and finished with one tackle.
- In a Week 16 win at Kansas City (12/22), finished with two tackles and a half of a sack.
- Started at defensive end filling in for an injured Cory Redding in a Week 17 victory against Jacksonville (12/29). Compiled one tackle in the win.
- During the team's Wild Card victory against Kansas City (1/4), saw action on the defensive line and finished with two tackles.

2012 (COLTS):
- Played in all 16 games (five starts) and notched 22 tackles (10 solo) and one pass defensed.
- Tallied three tackles in a Week 3 meeting against Jacksonville (9/23).
- Compiled two tackles in a Week 6 contest at the New York Jets (10/14).
- Made his first career NFL start against Cleveland (10/21) in Week 7.
- Participated on the defensive line in the team's Week 9 win against Miami (11/4) and totaled two tackles.
- Made his second start of the season at defensive tackle against Detroit (12/2) and finished with three tackles.
- Participated on the defensive line in the team's victory at Kansas City (12/23) and totaled two tackles.
- Made a start at defensive tackle in the team's victory over Houston (12/30) and notched two tackles and one pass defensed.
- Notched one pass defensed in the team's AFC Wild Card Playoff loss at Baltimore (1/6).

2011 (COLTS):
- Competed in 12 contests and finished the season with 19 tackles (11 solo), 1.0 sack and two passes defensed.
- Totaled two tackles and two passes defensed in his 2011 season debut against Kansas City (10/9).
- Saw action at defensive tackle at New Orleans (10/23) and posted two tackles (one solo) and one tackle for loss.
- Recorded his first career sack at Tennessee (10/30) and contributed with three solo tackles.
- Led all Colts defensive linemen with five tackles (four solo) at Jacksonville (1/1).

2010 (COLTS):
- Saw action in eight games as a reserve defensive tackle and finished the year with one stop.
- Was inactive for the first four weeks of the season.
- Played in the AFC Wild Card playoff game against the New York Jets (1/8) and finished the game with one tackle.

COLLEGE:
- Appeared in 49 career games at Cincinnati and totaled 69 tackles, 15.0 tackles for loss, 5.5 sacks and one fumble recovery.
- Started 13 games as a senior and totaled career bests with 44 tackles, 12.5 tackles for loss and 3.5 sacks.
- Was on the Bearcat Academic Honor Roll.
- Majored in criminal justice.

PERSONAL:
- Attended Terry Parker High School in Jacksonville, Fla.
- Was a three-time first-team all-conference choice.
- Reached the track state championships and was a wrestling conference champion.
- Volunteered at the Colts annual playground build.
- Participated in community outreach events during Super Bowl XLVI in Indianapolis.
- Born in Jacksonville, Fla.

MATHEWS SINGLE-GAME HIGHS

Tackles:	5 at JAX (1/1/12)
Sacks:	1.0 at TEN (10/30/11)
FF:	0
FR:	0

2013 GAME-BY-GAME STATISTICS

Date/Opp.	GP	GS	Solo	Asst.	Total	Sacks	PD	FF	FR	INT	Yds	Avg.	LG	TD
9/8 vs. OAK	1	0	0	0	0	0.0	0	0	0	0	0	0.0	0	0
9/15 vs. MIA	1	0	0	0	0	0.0	0	0	0	0	0	0.0	0	0
9/22 @ SF	1	0	0	0	0	0.0	0	0	0	0	0	0.0	0	0
9/29 @ JAX	1	0	0	1	1	0.0	1	0	0	0	0	0.0	0	0
10/6 vs. SEA	1	0	1	0	1	0.0	0	0	0	0	0	0.0	0	0
10/14 @ SD	1	0	0	1	1	0.0	0	0	0	0	0	0.0	0	0
10/20 vs. DEN	1	0	0	2	2	0.0	0	0	0	0	0	0.0	0	0
11/3 @ HOU	1	0	2	0	2	0.0	0	0	0	0	0	0.0	0	0
11/10 vs. STL	1	0	2	0	2	0.0	0	0	0	0	0	0.0	0	0
11/14 @ TEN	1	0	0	0	0	0.0	0	0	0	0	0	0.0	0	0
11/24 @ ARZ	1	0	1	1	2	0.0	0	0	0	0	0	0.0	0	0
12/1 vs. TEN	1	0	1	1	2	0.0	0	0	0	0	0	0.0	0	0
12/8 @ CIN	1	0	1	0	1	0.0	0	0	0	0	0	0.0	0	0
12/15 vs. HOU	1	0	0	1	1	0.0	0	0	0	0	0	0.0	0	0
12/22 @ KC	1	0	2	0	2	0.5	0	0	0	0	0	0.0	0	0
12/29 vs. JAX	1	1	1	0	1	0.0	0	0	0	0	0	0.0	0	0
2013 TOTALS	**16**	**1**	**11**	**7**	**18**	**0.5**	**1**	**0**	**0**	**0**	**0**	**0.0**	**0**	**0**

2013 POSTSEASON GAME-BY-GAME STATISTICS

Date/Opp.	GP	GS	Solo	Asst.	Total	Sacks	PD	FF	FR	INT	Yds	Avg.	LG	TD
1/4 vs. KC	1	0	1	1	2	0	0	0	0	0	0	0	0	0
1/11 @ NE														
TOTAL	**1**	**0**	**1**	**1**	**2**	**0.0**	**0**	**0**	**0**	**0**	**0**	**0.0**	**0**	**0**

CAREER REGULAR SEASON STATISTICS

Year	GP	GS	Solo	Asst.	Total	Sacks	PD	FF	FR	INT	Yds	Avg.	LG	TD
2013 IND	16	1	11	7	18	0.5	1	0	0	0	0	0.0	0	0
2012 IND	16	5	10	12	22	0.0	1	0	0	0	0	0.0	0	0
2011 IND	12	0	11	8	19	1.0	2	0	0	0	0	0.0	0	0
2010 IND	8	0	0	1	1	0.0	0	0	0	0	0	0.0	0	0
TOTAL	**52**	**6**	**32**	**28**	**60**	**1.5**	**4**	**0**	**0**	**0**	**0**	**0.0**	**0**	**0**

CAREER POSTSEASON STATISTICS

Year	GP	GS	Solo	Asst.	Total	Sacks	PD	FF	FR	INT	Yds	Avg.	LG	TD
2013 IND	1	0	1	1	2	0.0	0	0	0	0	0	0.0	0	0
2012 IND	1	0	0	0	0	0.0	1	0	0	0	0	0.0	0	0
2010 IND	1	0	0	1	1	0.0	0	0	0	0	0	0.0	0	0
TOTAL	**3**	**0**	**1**	**2**	**3**	**0.0**	**1**	**0**	**0**	**0**	**0**	**0.0**	**0**	**0**



ROBERT MATHIS

Outside Linebacker 6-2 246 Alabama A&M

NFL Exp: 11 (11th Year With Colts)
How Acquired: D5 – 2003 (138th overall)
Born: 2/26/81
GP/GS (Postseason): 163/99 (17/10)

98

CAREER TRANSACTIONS:

• Selected by the Colts in the fifth-round (138th overall) of the 2003 NFL Draft.

PRO CAREER:

• Named to six consecutive Pro Bowls (2008-2013).
• Voted a 2013 Associated Press First Team NFL All-Pro selection for the first time in his career.
• In 2013, won the Deacon Jones Award as the NFL's sack leader with 19.5. Became the second member in Colts history to lead the league in sacks (Dwight Freeney, 2004).
• Became the franchise all-time sack leader and single season sack leader with his sack against Houston on Dec. 15, 2013. Following his multiple-sack game against Jacksonville on Dec. 29, 2013, set a team single-season record for sacks with 19.5.
• Named the team's recipient of the 2011 Ed Block Courage Award.
• Became the 30th player in NFL history to total 100.0 career sacks following a 2.0-sack performance in a victory against Seattle (Oct. 6, 2013).
• Established a new NFL record with his 40th career sack-forced fumble during a Week 12 meeting at Arizona on Nov. 24, 2013. Topped Jason Taylor's previous record of 39. Now has 43 career sack-forced fumbles.
• Has five career 10.0-plus sack seasons, including a team-leading 11.0 in 2010.
• Has compiled a franchise record 27 multiple-sack contests and two career 3.0-plus sack games.
• Set a franchise record for the most multiple-sack games in a single season with seven in 2013.
• Compiled a string of four-straight multiple-sack games in 2013 (vs. Miami (9/15, 2.0), at San Francisco (9/22, 1.5), at Jacksonville (9/29, 3.0) and vs. Seattle (10/6, 2.0).
• In 2005, set an NFL record with sacks in eight consecutive games to start a season. His streak of eight games ranks as the second-longest in club history (Dwight Freeney, nine).
• Also had a streak of eight consecutive games with a sack spanning the last two games of 2011 and the first six games of the 2012 season.
• Along with Dwight Freeney, became the first defensive end tandem since 1970 from the same team to be named to three consecutive Pro Bowls.
• Mathis and Freeney had 10.0-plus sacks each in 2004, 2005, 2008 and 2010, surpassing Reggie White and Clyde Simmons for the most seasons of 10.0-plus sacks each by teammates in NFL history.
• Mathis and Freeney combined for 21.0 sacks in 2010, the fifth time they have topped 20.0 sacks as a duo (26.5, 2004; 22.5, 2005; 22.0, 2008; 23.0, 2009).
• Named AFC Defensive Player of the Week on three occasions (2005, 2008, 2011) and AFC Defensive Player of the Month four times (November 2009, September 2010, October 2013 and December 2013).

2013 (COLTS):

• Earned his sixth consecutive Pro Bowl nomination.
• Was named AFC Player of the Month on two occasions (October and December).
• Started at RUSH linebacker in the regular season opener against Oakland (9/8). Finished the game with six tackles (four solo) and the team's lone sack of the game (16-yard loss), which came at a pivotal moment in the fourth quarter on the Raiders final possession of the game.
• Logged 2.0 sacks against Miami (9/15) and added a forced fumble on his first quarterback takedown in the third quarter. The sacks moved him past Henry Thomas for 37th place on the NFL's all-time sack list (94.5) as he registered his 21st career multiple-sack contest. Has also totaled sacks in three consecutive games against Miami dating back to 2009. The forced fumble for Mathis was the 41st of his career. Finished the game with seven solo tackles and topped 500 stops for his career.
• Finished a Week 3 meeting at San Francisco (9/22) with three tackles (two solo) and 1.5 sacks. The sacks marked the fourth time he opened a season with at least 1.0 sack in three consecutive games (2005, 2010, 2012, 2013). The first sack of Colin Kaepernick also marked the 50th different quarterback takedown in his career. Now with 96.0 career sacks, surpassed Robert Porcher (95.5) for 35th place on the league's all-time sack list.
• Started at RUSH linebacker and finished with 3.0 sacks and six solo tackles in a 37-3 victory against Jacksonville (9/29). The sacks marked the 97th, 98th and 99th of his career, which moved him past Warren Sapp (96.5), Dexter Manley (97.5), Jacob Green (97.5), Simon Fletcher (97.5) and Joey Porter (98.0) for 30th place on the league's all-time sacks list. The performance marked his 23rd multiple-sack game and his third career 3.0-sack contest. It was the third time in his career that he recorded a quarterback takedown in each of the first four games to open a season (2005 and 2012). Has now posted at least 1.0 sack in five consecutive games against Jacksonville.
• In a Week 5 victory against Seattle (10/6), started at RUSH linebacker and compiled four tackles, 2.0 sacks, one forced fumble and one pass defensed. Became the 30th player in NFL history to record 100.0 career sacks. With 2.0 sacks, passed Charles Haley and Williams Fuller (100.5) for 27th place on the league's all-time sack list. Added his second sack of the game in the third quarter, which marked his 24th career multiple-sack contest. It also marked the first time in his career that he totaled multiple sacks in four consecutive games (9/15/13 - 10/6/13). Has now opened a season with at least 1.0 sack in each of the first five games for the third time in his career (2005 & 2012). With 9.5 sacks through five games, ranks first among Colts players in quarterback takedowns through the first five games of a regular season in franchise history dating back to 1982.
• Notched two tackles and one tackle for loss in the team's Week 6 loss at San Diego (10/14).
• Finished with five tackles, 2.0 sacks and one forced fumble in a win against Denver (10/20). Sacked Peyton Manning in the second quarter and forced a fumble on the play, which went out of the end zone for a safety. Manning became the 52nd different quarterback that he has sacked in his career. Regained the league lead in sacks with 11.5. Tied the franchise record for multiple-sack games in a single season with five (Chad Bratzke and Dwight Freeney). Passed Jim Jeffcoat (102.5) for 26th place on the NFL's all-time sack list. Dating back to 1982 when sacks became an official stat, leads the franchise for the most sacks through seven games in a single season.

MATHIS SINGLE-GAME HIGHS

Tackles:	10 vs. WAS (10/22/06)
Sacks:	3.0, three times (Last: at JAX 9/29/13)
FF:	3 vs. HOU (11/14/04)
FR:	1, 14 times (Last: at JAX 1/1/12)

- Started at RUSH linebacker in the team's Week 9 victory at Houston (11/3) and compiled two tackles.
- In a Week 10 loss against St. Louis (11/10), started at RUSH linebacker and totaled five tackles, 2.0 sacks and three tackles for loss. With 2.0 sacks, set a new career-high for a single season with 13.5. On his second sack of the contest in the first quarter, set a franchise record for the most multiple-sack games in a career (26) and multiple-sack games in a single season (six). Has recorded the most sacks by a Colts player through the first nine games of a regular season with 13.5. With 105.0 career sacks, passed Kevin Carter and Neil Smith (104.5) for 24th place in NFL history.
- Totaled three tackles starting at RUSH linebacker in a Week 11 victory at Tennessee (11/14).
- Started a Week 12 meeting at Arizona (11/24) at RUSH linebacker and contributed with three tackles, 1.0 sack and one forced fumble. With his sack-forced fumble of Cardinals quarterback Carson Palmer in the second quarter, set a new NFL record for career sack-forced fumbles with 40. Jason Taylor was the previous record holder with 39. Also tied the franchise record for the most games with at least 1.0 sack in franchise history (81). With 106.0 career sacks he is now tied with Trace Armstrong for 23rd place in NFL history. He has recorded the most sacks by a Colts player through the first 11 games of a regular season (14.5).
- Finished with two tackles, 1.0 sack and one forced fumble in a Week 13 victory against Tennessee (12/1). Sacked Titans quarterback Ryan Fitzpatrick in the third quarter and forced a fumble on the play, which was recovered by inside linebacker Jerrell Freeman. The sack-forced fumble was the 41st of his career, which adds to his current NFL record. On the takedown, set a new franchise record for games with at least half of a sack (82), topping Dwight Freeney's old record. Has recorded the most sacks by a Colts player through the first 12 games of a regular season with 15.5.
- Started at RUSH linebacker in a Week 14 loss at Cincinnati (12/8) and finished with one tackle.
- In a Week 15 victory against Houston (12/15), compiled four solo tackles, 1.0 sack and one forced fumble. With his third quarter strip-sack of Texans quarterback Case Keenum, set a new career franchise record for sacks (108.0), which was previously held by Dwight Freeney (107.5) from 2002-2012. On the same play, established a new Colts record for sacks in a single season with 16.5, topping Freeney's mark of 16.0 in 2004. The strip-sack of Keenum resulted in a Colts safety and was the 42nd of his career, which improves his current NFL record. Passed Pat Swilling (107.5) for 22nd place on the NFL's all-time sack list and tied Freeney for 21st place.
- Totaled five tackles (four solo), 1.0 sack, and two forced fumbles starting at SLB in a Week 16 win at Kansas City (12/22). His two forced fumbles tied his single season career-best (eight in 2005) and both led to Colts touchdowns on their ensuing offensive possessions. Surpassed Dwight Freeney for 21st place on the NFL's all-time sack list.
- Started at RUSH linebacker in a Week 17 victory against Jacksonville and claimed the league's sack title following a 2.0-sack performance. Finished the season with a team single-season record 19.5 sacks. Also added seven tackles. With his first quarter sack, passed Greg Townsend for 20th place on the NFL's all-time sack list. Contributed with his second sack of the game in the third quarter when he brought down Chad Henne for a nine-yard loss. With the sack, he improved his current franchise record of career multiple-sack games to 27 and as well as his single-season team record for multiple-sack contests to seven.
- Contributed with three tackles, 1.0 sack and one forced fumble in a Wild Card Playoff victory against Kansas City (1/4). Tallied his lone sack of the game in the third quarter and forced a fumble on the play, which was recovered by Kelvin Sheppard. Moved into first place in franchise history with his third career postseason forced fumble, topping Dwight Freeney and Nick Harper (two) for the top spot. The turnover also led to a Colts touchdown. With 1.0 sack, moved within 3.5 sacks of Freeney's postseason franchise record (9.0). Also moved into a tie with Freeney for the fifth-most postseason games played in franchise history with 17.

2012 (COLTS):
- Started all 12 games he played in and registered 51 tackles (31 solo), 8.0 sacks, two passes defensed, one forced fumble and his first career interception.
- Selected to his fifth consecutive Pro Bowl.
- Started at strongside linebacker in the team's season opener at Chicago (9/9) and posted eight tackles (six solo), 2.0 sacks and three tackles for loss. He sacked Jay Cutler on the first play of the game and added his second of the contest in the third quarter. The multi-sack performance by Mathis was the 20th of his career and the first since a December 22, 2011, meeting against Houston (2.0).
- Against the Vikings in Week 2 (9/16), compiled eight tackles (five solo) and 1.0 sack. His 3.0 sacks through the first two games of the season matched his career-best of 3.0 sacks which he totaled through Week 2 of the 2010 campaign.
- Compiled three tackles and recorded a sack and forced fumble when he brought down quarterback Blaine Gabbert against Jacksonville (9/23).
- Started at strongside linebacker against Green Bay (10/7) and finished with four tackles and 1.0 sack for a loss of six yards.
- In his first contest back from a three-game absence due to injury, recorded a sack of Dolphins quarterback Ryan Tannehill against Miami (11/4). With the sack, Mathis improved his consecutive games sack streak to eight, which tied a personal best. The streak dated back to a 2011 Week 15 meeting against Tennessee (12/18/11). In the eight-game sack streak, he totaled 10.0 sacks.
- Tallied three tackles and a sack against Buffalo (11/25). With the sack, Mathis topped 90.0 sacks for his career (90.5) and improved his season total to 7.0.
- Started at strongside linebacker at Detroit (12/2) and totaled four tackles, his first career interception and one pass defensed in the team's victory.
- Recorded his team-leading eighth sack of the season when he dropped Texans quarterback Matt Schaub for an eight-yard loss at Houston (12/16). Also added five tackles (four solo).
- Finished with six tackles (four solo) and one tackle for loss against Houston (12/30).
- Started at strongside linebacker in the team's AFC Wild Card Playoff loss at Baltimore (1/6) and tallied seven tackles (four solo) and the team's lone sack of the game. The sack was his sixth in nine career games against Baltimore (including the postseason) and improved his career postseason total to 4.5. Mathis also moved into a tie for sixth place in franchise history for the most postseason games played (16).

2011 (COLTS):
- Competed in all 16 contests (15 starts) and totaled 45 tackles, a team-leading 9.5 sacks, three forced fumbles, three fumble recoveries and one pass defensed.
- Selected to his fourth consecutive career Pro Bowl.
- Named AFC Defensive Player of the Week for his performance against Houston (12/22).
- Started in the season opener at Houston (9/11) and posted two tackles and the team's lone sack.
- Posted 1.0 sack, one forced fumble and one fumble recovery against Pittsburgh (9/25).
- Tallied four solo tackles and 1.0 sack at Tampa Bay (10/3).
- Led the defensive line with six tackles (two solo) while contributing with 1.0 sack against Jacksonville (11/13).
- Totaled four tackles and added 1.0 sack against Carolina (11/27).
- Notched two tackles and moved past the 80.0 career sack mark with his quarterback takedown of Matt Hasselbeck against Tennessee (12/18).
- Recorded 2.0 sacks and one fumble recovery against Houston (12/22), taking the team lead in sacks for the season. The game also marked his 19th career multiple-sack contest. For his efforts, he was named AFC Defensive Player of the Week.
- Logged 1.0 sack in the season finale at Jacksonville (1/1) and finished the season with a team-high 9.5.

2010 (COLTS):
- Started all 16 games at left defensive end and was only one-of-four defensive players to open every game.
- Earned his third consecutive career Pro Bowl selection.
- Was named AFC Defensive Player of the Month for September with 11 tackles, 4.0 sacks and one forced fumble.
- Named to the PFW/PFWA All-AFC Team.
- Finished the season with 60 tackles (44 solo), 11.0 sacks, one forced fumble, one fumble recovery, one pass defensed and 19 quarterback pressures.
- Tallied his fourth season with 10.0-plus sacks.
- Registered five tackles and 1.0 sack at Houston (9/12).
- Collared four tackles, 2.0 sacks and one forced fumble against the New York Giants (9/19).
- Tied a season-high with six tackles against Kansas City (10/10).
- Totaled five tackles and 1.5 sacks at Washington (10/17).
- Notched five tackles and 1.0 sack against Cincinnati (11/14).
- Had six tackles, 1.5 sacks and four quarterback pressures at Oakland (12/26).
- Started at left defensive end in the team's Wild Card Playoff game against the New York Jets (1/8) and finished with two tackles.

2009 (COLTS):
- Played in 14 games (nine starts), was inactive for one contest and active, but did not play in another.
- Earned his second consecutive Pro Bowl selection.
- Was named AFC Defensive Player of the Month for November with 16 tackles, 4.5 sacks and two forced fumbles.
- Finished the season with 39 tackles (29 solo), 9.5 sacks, five forced fumbles (tied for third in the NFL), two passes defensed and 23 quarterback pressures.
- Totaled 1.0 sack and one forced fumble at Miami (9/21).
- Finished with four tackles, 1.0 sack and six quarterback pressures at Arizona (9/27).
- Had six tackles, 2.5 sacks and two forced fumbles against Seattle (10/4).
- Recorded four tackles, 2.0 sacks and one forced fumble against New England (11/15).
- Tallied four tackles against Baltimore (1/16) in the Divisional Playoffs.
- Contributed with four stops against the New York Jets (1/24) in the AFC Championship Game.
- Started at defensive end against New Orleans in Super Bowl XLIV (2/7).

2008 (COLTS):
- Competed in 15 games (two starts) at defensive end and finished the year with 56 tackles (42 solo), a team-leading 11.5 sacks, five forced fumbles, three fumble recoveries, three passes defensed and 16 quarterback pressures. Was inactive for one contest against Tennessee (12/28).
- Earned his first career Pro Bowl selection and was named AFC Defensive Player of the Week for his performance against Cleveland (11/30).
- Was named to the PFW/PFWA All-AFC team.
- Totaled four multiple-sack games, including three consecutive at San Diego (11/23), at Cleveland (11/30) and against Cincinnati (12/7).
- His season sack total tied a career-high (2005) and was his third career 10.0-plus sack season (2004).
- Posted six tackles, 1.0 sack and one forced fumble against Chicago (9/7).
- Tallied one tackle, 1.0 sack, one forced fumble and one fumble recovery at Houston (10/5).
- Finished with nine tackles (eight solo), 3.0 sacks, one forced fumble and one fumble recovery against Baltimore (10/12).
- Had five solo tackles, 2.0 sacks and one forced fumble at San Diego (11/23).
- Registered 2.0 sacks and one fumble recovery, which was returned for a 37-yard touchdown at Cleveland (11/30). Passed Duane Bickett (50.0) for second place on the club's career sacks list and was named AFC Defensive Player of the Week for his efforts.
- Compiled nine tackles (six solo), 2.5 sacks and one forced fumble against Cincinnati (12/7).
- Was a reserve defensive end in the Wild Card Playoff game at San Diego (1/3) and totaled four tackles (three solo), 2.0 sacks and three quarterback pressures.

2007 (COLTS):
- Started in 12-of-13 games played at defensive end. Was inactive for the final three games of the season due to injury.
- Finished the year with 63 tackles (45 solo), 7.0 sacks, four forced fumbles, one fumble recovery and 17 quarterback pressures.
- Led the team in sacks and tied for the lead in forced fumbles while ranking second in pressures.
- Collared six tackles, 1.0 sack, one forced fumble and one fumble recovery against New Orleans (9/6).
- Tallied four tackles and 1.0 sack at Houston (9/23).
- Contributed with nine tackles (six solo) at Carolina (10/28).
- Recorded seven solo tackles and 2.0 sacks against New England (11/4).
- Totaled five tackles (four solo) and 1.0 sack at San Diego (11/11).
- Posted seven tackles (four solo), 1.0 sack and one forced fumble against Kansas City (11/18).
- Notched eight tackles (seven solo), 1.0 sack and one forced fumble against Jacksonville (12/2).
- Was a reserve defensive end against San Diego (1/13) in the Divisional Playoffs.

2006 (COLTS):
- Started all 16 games at left defensive end in his first full season as a starter. Finished the season with 90 tackles (76 solo), 9.5 sacks, four forced fumbles, two fumble recoveries, four passes defensed and 22 quarterback pressures.
- Led the team in sacks while his tackle total ranked fourth and his solo stop total ranked second.
- Produced four multiple-sack games.
- Tallied five tackles and one fumble recovery at the New York Giants (9/10).
- Posted 10 tackles against Washington (10/22).
- Finished with three tackles and 2.0 sacks against Buffalo (11/12).
- Contributed with three tackles, 2.0 sacks, two forced fumbles and one fumble recovery against Philadelphia (11/26).
- Totaled four tackles, 0.5 sacks and one forced fumble against Kansas City (1/6) in the Wild Card Playoff game.
- Collared three tackles, 1.0 sack, one forced fumble and one fumble recovery at Baltimore (1/13) in the Divisional Playoffs.
- Notched four stops against New England (1/21) in the AFC Championship Game.
- Registered two tackles and one forced fumble vs. Chicago (2/4) in a Super Bowl XLI victory.

2005 (COLTS):
- Appeared in 13 games on the defensive line and special teams. Was inactive for the final three games of the season.
- Finished the year with 40 tackles (35 solo), 11.5 sacks, eight forced fumbles, 13 quarterback pressures, two passes defensed and 29 special teams stops.

- Was named AFC Defensive Player of the Week for his performance at Houston (10/23).
- Led the team in sacks and forced fumbles.
- Opened the season with sacks in eight consecutive games, setting a then-club record, which also tied for the third-longest streak for consecutive games with a sack in NFL history (10, Simon Fletcher; nine, Bruce Smith; nine, Kevin Greene).
- Produced five solo tackles, 2.0 sacks and one forced fumble at San Francisco (10/9).
- Tallied 1.0 sack and a forced fumble at Baltimore (9/11) and against Jacksonville (9/18).
- Added 1.0 sack at Cincinnati (11/20) and against Tennessee (12/4).
- Saw action as a reserve defensive end and on special teams against Pittsburgh (1/15) in the Divisional Playoffs and finished with one tackle, one pass defensed and two special teams stops.

2004 (COLTS):
- Played in 16 games (one start) and totaled 35 tackles (27 solo), 10.5 sacks, six forced fumbles, three fumble recoveries and 17 quarterback pressures while adding 18 special teams tackles.
- Contributed with sacks in eight games.
- Along with teammate Dwight Freeney (16.0), produced the ninth and 10th double-digit sack season in club history and as a tandem recorded a sack total of 26.5, which topped the NFL.
- Tallied 1.0 sack against Green Bay (9/26), at Jacksonville (10/3), against Jacksonville (10/24), at Chicago (11/21) and at Houston (12/12).
- Posted 2.0 sacks against Oakland (10/10).
- Had 3.0 sacks and three forced fumbles against Houston (11/14).
- Was a reserve defensive lineman and special teamer in the team's Wild Card Playoff game against Denver (1/9). Totaled two tackles and two special teams stops before leaving the game due to a knee injury.
- Was inactive for the Divisional Playoff game at New England (1/16).

2003 (COLTS):
- Played in 16 games as a reserve defensive end and special teamer. Finished the year with 11 tackles (seven solo), 3.5 sacks, three forced fumbles, one fumble recovery, two passes defensed and nine quarterback pressures while adding 17 special teams tackles.
- Named to the PFW/PFWA NFL All-Rookie Team.
- Tallied two tackles, 2.0 sacks and one forced fumble against Tennessee (9/14).
- Contributed with half of a sack against the New York Jets (11/16).
- Recorded a forced fumble and a fumble recovery at Tennessee (12/7).
- Notched 1.0 sack against Atlanta (12/14).
- Totaled three tackles (two solo), five special teams stops and one pass defensed in the playoffs.
- Was a reserve defensive end for the team's Wild Card Playoff game against Denver (1/4), the Divisional Playoffs at Kansas City (1/11) and the AFC Championship at New England (1/18).

COLLEGE:
- A four-year player who started 39 games at defensive end at Alabama A&M.
- Totaled 221 career tackles, 44.0 sacks, 20 forced fumbles, and five fumble recoveries.
- Started 12 games as a senior and registered an NCAA 1-AA record with 20.0 sacks. Also added 58 tackles, 10 forced fumbles, eight passes defensed, 30 tackles for loss and seven quarterback pressures.
- Notched 5.0 sacks against Prairie View A&M.
- Was a preseason All-SWAC pick as a junior and led the conference with 9.0 sacks.
- Led the conference with 13.0 sacks as a sophomore.
- Holds a degree in physical education.

PERSONAL:
- Attended McNair High School in Gresham Park, Ga.
- Assisted the Indianapolis Public Schools Foundation with its annual "Food 4 Thought" fundraiser.
- Hosted a fundraiser for the Boys and Girls Club of Huntsville, Ala.
- Has contributed over $7,000 to college and high school sports programs.
- Hosts an annual Celebrity Softball game at Victory Field to benefit the Indiana Children's Wish Fund.
- Sponsors a ticket block to provide Colts tickets to underserved youth.
- Member of Omega Psi Phi.
- Born in Atlanta.

2013 GAME-BY-GAME STATISTICS

Date/Opp.	GP	GS	Solo	Asst.	Total	Sacks	PD	FF	FR	INT	Yds	Avg.	LG	TD
9/8 vs. OAK	1	1	4	2	6	1.0	0	0	0	0	0	0.0	0	0
9/15 vs. MIA	1	1	7	0	7	2.0	0	1	0	0	0	0.0	0	0
9/22 @ SF	1	1	2	1	3	1.5	0	0	0	0	0	0.0	0	0
9/29 @ JAX	1	1	6	0	6	3.0	0	0	0	0	0	0.0	0	0
10/6 vs. SEA	1	1	4	0	4	2.0	1	1	0	0	0	0.0	0	0
10/14 @ SD	1	1	2	0	2	0.0	0	0	0	0	0	0.0	0	0
10/20 vs. DEN	1	1	4	1	5	2.0	0	1	0	0	0	0.0	0	0
11/3 @ HOU	1	1	2	0	2	0.0	0	0	0	0	0	0.0	0	0
11/10 vs. STL	1	1	4	1	5	2.0	0	0	0	0	0	0.0	0	0
11/14 @ TEN	1	1	2	1	3	0.0	0	0	0	0	0	0.0	0	0
11/24 @ ARZ	1	1	2	1	3	1.0	0	1	0	0	0	0.0	0	0
12/1 vs. TEN	1	1	2	0	2	1.0	0	1	0	0	0	0.0	0	0
12/8 @ CIN	1	1	0	1	1	0.0	0	0	0	0	0	0.0	0	0
12/15 vs. HOU	1	1	4	0	4	1.0	0	1	0	0	0	0.0	0	0
12/22 @ KC	1	1	4	1	5	1.0	1	2	0	0	0	0.0	0	0
12/29 vs. JAX	1	1	5	2	7	2.0	0	0	0	0	0	0.0	0	0
2013 TOTALS	**16**	**16**	**54**	**11**	**65**	**19.5**	**2**	**8**	**0**	**0**	**0**	**0.0**	**0**	**0**

2013 POSTSEASON GAME-BY-GAME STATISTICS

Date/Opp.	GP	GS	Solo	Asst.	Total	Sacks	PD	FF	FR	INT	Yds	Avg.	LG	TD
1/4 vs. KC	1	1	2	1	3	1.0	0	1	0	0	0	0.0	0	0
1/11 @ NE														
TOTAL	**1**	**1**	**2**	**1**	**3**	**1.0**	**0**	**1**	**0**	**0**	**0**	**0.0**	**0**	**0**

CAREER REGULAR SEASON STATISTICS

Year	GP	GS	Solo	Asst.	Total	Sacks	PD	FF	FR	INT	Yds	Avg.	LG	TD
2013 IND	16	16	54	11	65	19.5	2	8	0	0	0	0.0	0	0
2012 IND	12	12	31	20	51	8.0	2	1	0	1	1	1.0	1	0
2011 IND	16	15	29	16	45	9.5	1	3	3	0	0	0.0	0	0
2010 IND	16	16	44	16	60	11.0	1	1	1	0	0	0.0	0	0
2009 IND	14	9	29	10	39	9.5	2	5	0	0	0	0.0	0	0
2008 IND	15	2	42	14	56	11.5	3	5	3	0	0	0.0	0	0
2007 IND	13	12	45	18	63	7.0	0	4	1	0	0	0.0	0	0
2006 IND	16	16	76	14	90	9.5	4	4	2	0	0	0.0	0	0
2005 IND	13	0	35	5	40	11.5	2	8	0	0	0	0.0	0	0
2004 IND	16	1	27	8	35	10.5	0	6	3	0	0	0.0	0	0
2003 IND	16	0	7	4	11	3.5	2	3	1	0	0	0.0	0	0
TOTAL	**163**	**99**	**419**	**136**	**555**	**111.0**	**19**	**48**	**14**	**1**	**1**	**1.0**	**1**	**0**

CAREER POSTSEASON STATISTICS

Year	GP	GS	Solo	Asst.	Total	Sacks	PD	FF	FR	INT	Yds	Avg.	LG	TD
2013 IND	1	1	2	1	3	1.0	0	1	0	0	0	0.0	0	0
2012 IND	1	1	4	3	7	1.0	0	0	0	0	0	0.0	0	0
2010 IND	1	1	2	0	2	0.0	0	0	0	0	0	0.0	0	0
2009 IND	3	3	5	3	8	0.0	0	0	0	0	0	0.0	0	0
2008 IND	1	0	3	1	4	2.0	0	0	0	0	0	0.0	0	0
2007 IND	1	0	0	0	0	0.0	0	0	0	0	0	0.0	0	0
2006 IND	4	4	8	5	13	1.5	0	3	1	0	0	0.0	0	0
2005 IND	1	0	1	0	1	0.0	1	0	0	0	0	0.0	0	0
2004 IND	1	0	2	0	2	0.0	0	0	0	0	0	0.0	0	0
2003 IND	3	0	2	1	3	0.0	1	0	0	0	0	0.0	0	0
TOTAL	**17**	**10**	**29**	**14**	**43**	**5.5**	**2**	**4**	**1**	**0**	**0**	**0.0**	**0**	**0**

SPECIAL TEAMS TACKLES: 15 (2006 - 6, 2005 - 2, 2004 -2, 2003 - 5)



PAT MCAFEE

Punter 6-1 233 West Virginia

NFL Exp: 5 (5th Year With Colts)
How Acquired: D7 – 2009 (222nd overall)
Born: 5/2/87
GP/GS (Postseason): 79/0 (6/0)

1

CAREER TRANSACTIONS:

• Selected by the Colts in the seventh-round (222nd overall) of the 2009 NFL Draft.

PRO CAREER:

• Holds Colts career records in kickoffs (387), kickoff touchbacks (164), punting gross average (45.6) and punting net average (38.4).
• Ranks fourth in franchise history in career punts (366) and punting yards (16,685) and third in punts inside the 20 (116).
• Set a franchise record with 27 punts pinned inside the 20-yard line in 2013.
• Tied the fifth-longest punt in Colts history with a 66-yard kick at Jacksonville (10/3/10).
• In 2012, set franchise single-season records for gross punting average (48.2), net punting average (40.3) and games averaging 50-plus gross yards per punt (five) while tying records for punts inside the 20 (26) and kickoff touchbacks (45).
• Named to the PFW/PFWA and *The Sporting News* NFL All-Rookie Teams in 2009.

2013 (COLTS):

• In the team's regular season opener against Oakland (9/8), totaled three punts for a 39.0 average, one kick inside the 20-yard line and a long boot of 45 yards. Also contributed with four touchbacks on kickoffs.
• Notched four punts for a 51.5 average and a long kick of 60 yards against Miami (9/15) in Week 2. Also pinned one punt inside the 20-yard line. It marked his 10th career game averaging 50.0-plus gross yards per punt.
• In a Week 3 victory at San Francisco (9/22), totaled four punts for a 48.0 average while pinning three kicks inside the 20-yard line. Also added a long punt of 52 yards and contributed with three touchbacks on kickoffs.
• Compiled three punts for a 46.0 average and a long kick of 60 yards in Week 4 at Jacksonville (9/29). Added four touchbacks on eight kickoffs and was the holder for Adam Vinatieri's three field goals and four extra points.
• Totaled three punts for a 46.5 average and had one kick blocked in a Week 5 victory against Seattle (10/6). Added eight kickoffs, six of which went for touchbacks. Handled holding duties for kicker Adam Vinatieri to split the uprights on two field goals and two extra points.
• In a Week 6 loss at San Diego (10/14), compiled five punts for a 40.6 average while landing two kicks inside the 20-yard line. Also tallied two touchbacks on three kickoffs.
• Finished a Week 7 victory against Denver (10/20) with nine punts for a 48.9 average and added four touchbacks on kickoffs. Set a franchise record with six punts inside the 20-yard line besting Rohn Stark's previous mark of five, which he set on November 11, 1990 at New England. Made a touchdown-saving tackle when he took down Broncos returner Trindon Holliday on a kickoff return in the first quarter.
• Posted five punts for a 44.4 average while adding two kicks inside the 20-yard line and a long punt of 56 yards in the team's win at Houston (11/3). Recorded two touchbacks on four kickoffs and served as the holder for kicker Adam Vinatieri to record two field goals and one extra point. Also finished with one tackle on special teams.
• Logged six punts for a 49.7 average, including a long kick of 58 yards in a Week 10 loss against St. Louis (11/10). Also added two kickoffs, one of which went for a touchback.
• In a Week 11 victory at Tennessee (11/14) recorded three punts for a 37.0 average, including one kick pinned inside the 20-yard line. Also contributed six kickoffs (two touchbacks) and held for kicker Adam Vinatieri's three field goals and three extra points.
• Totaled five punts for a 44.6 average and a long kick of 54 yards in a Week 12 loss at Arizona (11/24). Also totaled two touchbacks on kickoffs and held for kicker Adam Vinatieri's 27-yard field goal in the first quarter.
• In a Week 13 win against Tennessee (12/1), tallied five punts for a 45.4 average, pinned one kick inside the 20-yard line and also added a 60-yard punt. Contributed with six kickoffs, which included three touchbacks and served as the holder for Adam Vinatieri's five field goals and one extra point.
• Registered seven punts for a 47.6 average, downed four kicks inside the 20-yard line and recorded a long punt of 55 yards in a Week 14 loss at Cincinnati (12/8). Also contributed with one touchback on a kickoff and one special teams tackle.
• Compiled a 43.0 punting average on six kicks while recording a long of 51 yards and pinning two inside the 20-yard line in a Week 15 victory against Houston (12/15). Also posted six kickoffs while recording two touchbacks.
• Finished with four punts for a 50.3 average and one kick pinned inside the 20-yard line in a Week 16 win at Kansas City (12/22). Added five kickoffs and one touchback, while holding for kicker Adam Vinatieri to convert 3-of-4 field goal attempts and two PATs. Also tallied one special teams tackle.
• Tallied five punts for a 47.4 average while contributing with a long kick of 65 yards and three punts pinned inside the 20-yard line in a Week 17 win against Jacksonville (12/29). Set a franchise single season record with his 27th punt pinned inside the 20. His 65-yard kick was his longest dating back to a career-long 66-yard punt on Oct. 3, 2010. Also contributed with three touchbacks on six kickoffs.
• In the team's Wild Card victory against Kansas City (1/4), notched one punt for 51 yards and added one touchback on seven kickoffs. Also held for kicker Adam Vinatieri to convert one field goal and six extra points.

2012 (COLTS):

• Set franchise single-season records for gross punting average (48.2), net punting average (40.3) and games averaging 50-plus gross yards per punt (five) and tied the records for punts inside the 20 (26) and kickoff touchbacks (45).
• Tied for third on the team with nine special teams tackles (five solo).
• In a Week 1 meeting at Chicago (9/9), recorded a long punt of 63 yards, which marked the third-longest punt of his career and the longest since a 64-yard kick against Kansas City (10/9/11).
• Recorded 268 punt yards against Minnesota (9/16) and became the fifth Colts punter all-time with 10,000 punting yards. Registered a 64-yard punt, which tied the second-longest of his career (10/9/11 vs. Kansas City, 64).
• Totaled four punts for a 53.3-yard average and a net of 49.8 against Tennessee (12/9). He pinned two punts inside the 20 to pass Chris Gardocki (80) for the third-most in Colts history.
• Totaled five punts for 242 yards and a 48.4-yard average at Houston (12/16). Passed Chris Gardocki (277) for the fourth-most punts in Colts history and also

McAFEE SINGLE-GAME HIGHS

Punts:	9, two times (Last: vs. DEN (10/20/13)
Avg:	55.4 (5 punts) vs. K.C. (10/9/11)
LG:	66 at JAX (10/3/10)
In20:	6 vs. DEN (10/20/13)

passed Gardocki for the fourth-most punting yards in team history.
- Totaled five punts for 230 yards and a 46.0-yard average against Houston (12/30) while adding one touchback. Became the career franchise leader in punting average (45.5) and net average (38.3).
- Notched four punts for a 48.5 average and a long kick of 53 yards in the team's Wild Card Playoff loss at Baltimore (1/6). Also added one kickoff touchback.

2011 (COLTS):
- Set a then-franchise-record with a 46.6 gross punting average and logged the club's second-best net average for a single season with a 39.2 mark.
- Finished the year with 88 punts for a 46.6 average and 63 kickoffs, 41 of which went for touchbacks.
- Contributed with 21 punts inside the 20 and recorded a long kick of 64 yards.
- Ranked second in the NFL with a 68.3 touchback percentage.
- Totaled a season-best of five touchbacks and tied a single-game record on four occasions (vs. Pittsburgh, 9/25; vs. Kansas City, 10/9; vs. Tennessee, 12/18 and vs. Houston, 12/22).
- Tied for the team lead with eight special teams tackles.
- Posted six punts for a 46.8 average and a long kick of 57 yards in the season opener at Houston (9/11).
- Registered five touchbacks on kickoffs and seven punts for a 44.4 average against Pittsburgh (9/25).
- Totaled five punts for a 55.4 average, a net of 47.6, which included the second-longest punt of his career with a 64-yard kick against Kansas City (10/9). Also had five touchbacks on kickoffs.
- Netted six punts for a 44.8 average with two dropped inside the 20 at Tennessee (10/30). Recorded touchbacks on all three of his kickoffs and added one special teams tackle.
- Amassed seven punts for a 45.9 average and dropped one kick inside the 20 vs. Tennessee (12/18). Connected on a 60-yard punt, which tied for the fifth-longest of his career.

2010 (COLTS):
- Appeared in 15 games while handling punting, kickoff and holding duties. Was placed on the Reserve/Suspended List against Houston (11/1).
- Totaled 65 punts for a 42.0 average, a 35.4 net average and a 21:7 ratio of kicks inside the 20 to touchbacks.
- Finished with 16 touchbacks on kickoffs and four special teams tackles.
- Had eight games with a 40.0-plus average (min. three punts).
- Tallied five punts for a 41.0 average with three inside the 20 against the New York Giants (9/19) and had five touchbacks on kickoffs to tie teammate Adam Vinatieri for the most in team history in one game since 1970 (at Denver on 10/29/06).
- Recorded six punts for a 47.8 average and totaled six touchbacks on kickoffs, which set the club record for the most in a single game since 1970 at Denver (9/26).
- Contributed with two punts for a 55.5 average at Jacksonville (10/3), with a career-best 66-yarder.
- Posted seven kicks for a 41.3 average with three kicks inside the 20 against Cincinnati (11/14).
- Registered four punts for a 38.3 average with one inside the 20 in the team's Wild Card Playoff game against the New York Jets (1/8).

2009 (COLTS):
- Saw action in 16 games, while performing punting, kickoff and holding duties.
- For the season, recorded 64 punts for a 44.3 average with a 37.8 net average. Had a 21:6 ratio of kicks inside the 20 to touchbacks.
- Had four special teams tackles and 21 touchbacks.
- Was named to the PFW/PFWA and *The Sporting News* NFL All-Rookie Teams.
- His 2,837 punting yards was a rookie franchise record and his 64 punts ranked second by a rookie in club annals (72, Cotton Davidson in 1954). His 44.3 punt average marked the third-highest by a rookie in franchise history.
- Totaled 11 games with a 40.0-plus punt average, which ranked tied for eighth in club history for a single season (min. of three punts).
- Made his NFL debut against Jacksonville (9/13) and notched two punts for a 44.0 average, with both kicks landing inside the 10 and one being downed at the one-yard line.
- Contributed with seven punts for a 46.3 average and a career-long of 60 yards against San Francisco (11/1).
- Finished with seven punts for a 48.4 average and one inside the 20 against New England (11/15). His 339 punt yards ranked fifth by a rookie punter in club annals.
- Recorded two kicks for a 52.5 average, a long of 59 yards and one downed inside the 20 at Houston (11/29). Also added three touchbacks on kickoffs.
- Registered six punts for a 46.2 average with one downed inside the 20 against the New York Jets (12/27). Also had three touchbacks on kickoffs.
- Posted six punts for a 45.8 average with one downed inside the 20 against Baltimore (1/16) in the Divisional Playoffs.
- Had four punts for a 46.3 average with two downed inside the 20 against the New York Jets (1/24) in the AFC Championship Game.
- Totaled two punts for a 45.0 average against New Orleans (2/7) in Super Bowl XLIV.

COLLEGE:
- Four-year player who appeared in 51 career games for West Virginia. Totaled 126 career punts for a 43.7 average with a career-long kick of 75 yards.
- Tallied 35 punts of 50-plus yards and 46 kicks downed inside the 20.
- Converted 58-of-79 field goals (73.4 pct.) with a long of 52 yards while splitting the uprights on 210-of-212 extra points for 384 total points.
- Had 57 career touchbacks on kickoffs and set the school record for the most games played.
- Following graduation, was the school's all-time leading scorer, all-time scoring leader by a kicker and all-time extra points leader.
- Ranked second in career punting average and second in field goals made.
- Set the Big East record for the most extra points made and ranked second on the conference's all-time scoring list, second in punting average and third in field goals made.
- Appeared in 13 games as a senior and totaled 62 punts for a 44.7 average with a long of 65 yards and 25 kicks downed inside the 20.
- Converted 17-of-20 field goals with a long kick of 52 yards and 36 extra points for 87 total points.
- Was one-of-two players in the NCAA with multiple 50-plus-yard field goals.
- As a junior, was a second-team All-Big East choice and a Lou Groza Award semi-finalist.
- Majored in communications.

PERSONAL:
- Attended Plum (Pa.) High School.
- Was a first-team all-conference choice and was the No. 1 rated kicker in the nation by *Scout.com*.
- In 2003, was the punt, pass and kick champion.

- Was a three-year first-team All-WPIAL selection in soccer.
- Was an honor roll student.
- Serves as a spokesman for the Books for Youth program.
- Donated his hair to Locks of Love.
- Hosted a fundraiser for the Susan G. Komen Foundation.
- Born in Plum, Pa.

2013 GAME-BY-GAME STATISTICS

Date/Opp.	GP	GS	No.	Yards	Avg.	Net	TB	In20	LG	Blk.
9/8 vs. OAK	1	0	3	117	39.0	37.3	0	1	45	0
9/15 vs. MIA	1	0	4	206	51.5	41.5	2	1	60	0
9/22 @ SF	1	0	4	192	48.0	44.5	0	3	52	0
9/29 @ JAX	1	0	3	138	46.0	36.0	1	0	60	0
10/6 vs. SEA	1	0	2	93	46.5	26.3	0	0	59	1
10/14 @ SD	1	0	5	203	40.6	40.6	0	2	52	0
10/20 vs. DEN	1	0	9	440	48.9	47.1	0	6	60	0
11/3 @ HOU	1	0	5	222	44.4	41.4	0	2	56	0
11/10 vs. STL	1	0	6	298	49.7	25.5	0	0	58	0
11/14 @ TEN	1	0	3	111	37.0	29.0	1	1	43	0
11/24 @ ARZ	1	0	5	223	44.6	40.0	0	0	54	0
12/1 vs. TEN	1	0	5	227	45.4	36.8	0	1	60	0
12/8 @ CIN	1	0	7	333	47.6	37.1	0	4	55	0
12/15 vs. HOU	1	0	6	258	43.0	34.5	2	2	51	0
12/22 @ KC	1	0	4	201	50.3	44.5	0	1	56	0
12/29 vs. JAX	1	0	5	237	47.4	43.4	1	3	65	0
2013 TOTALS	**16**	**0**	**76**	**3,499**	**46.0**	**38.5**	**7**	**27**	**65**	**1**

2013 POSTSEASON GAME-BY-GAME STATISTICS

Date/Opp.	GP	GS	No.	Yards	Avg.	Net	TB	In20	LG	Blk.
1/4 vs. KC	1	0	1	51	51.0	45.0	0	0	51	0
1/11 @ NE										
TOTAL	**1**	**0**	**1**	**51**	**51.0**	**45.0**	**0**	**0**	**51**	**0**

CAREER REGULAR SEASON STATISTICS

Year	GP	GS	No.	Yards	Avg.	Net	TB	In20	LG	Blk.
2013 IND	16	0	76	3,499	46.0	38.1	7	27	65	1
2012 IND	16	0	73	3,520	48.2	40.3	8	26	64	1
2011 IND	16	0	88	4,098	46.6	39.2	3	21	64	1
2010 IND	15	0	65	2,731	42.0	35.4	7	21	66	0
2009 IND	16	0	64	2,837	44.3	37.8	6	21	60	0
TOTAL	**79**	**0**	**366**	**16,685**	**45.6**	**38.4**	**31**	**116**	**66**	**3**

CAREER POSTSEASON STATISTICS

Year	GP	GS	No.	Yards	Avg.	Net	TB	In20	LG	Blk.
2013 IND	1	0	1	51	51.0	45.0	0	0	51	0
2012 IND	1	0	4	194	48.5	34.3	0	0	53	0
2010 IND	1	0	4	153	38.3	34.5	0	1	46	0
2009 IND	3	0	12	550	45.8	42.8	1	3	56	0
TOTAL	**6**	**0**	**21**	**948**	**45.1**	**39.5**	**1**	**4**	**56**	**0**

SPECIAL TEAMS TACKLES: 29 (2013 - 4, 2012 – 9, 2011 - 8, 2010 - 4, 2009 - 4)



MIKE MCGLYNN

Guard/Center 6-4 325 Pittsburgh

NFL Exp: 6 (2nd Year With Colts)
How Acquired: UFA – 2012 (CIN)
Born: 3/8/85
GP/GS (Postseason): 56/47 (5/4)

75

CAREER TRANSACTIONS:

- Signed by the Colts as an unrestricted free agent on March 19, 2012.
- Claimed by the Cincinnati Bengals off waivers from the Philadelphia Eagles on September 4, 2011.
- Waived by the Eagles on September 3, 2011.
- Selected by Philadelphia in the fourth-round (109th overall) in the 2008 NFL Draft.

2013 (COLTS):

- Started at right guard in the team's regular season opener against Oakland (9/8). Blocked for quarterback Andrew Luck who threw for 178 yards and two touchdowns while completing 78.3 percent of his passes.
- Assisted the Colts in rushing for 133 yards and a 5.1 average against Miami (9/15). Also provided time for quarterback Andrew Luck to throw for 321 yards and one touchdown in the loss.
- Made his first start of the season at center filling in for an injured Samson Satele at San Francisco (9/22). Part of an offensive line that opened rushing lanes for the Colts to generate 184 net rushing yards. Also blocked for quarterback Andrew Luck to throw for 159 yards and rush for one touchdown.
- Made his second consecutive start at center filling in for an injured Samson Satele at Jacksonville (9/29). Was part of an offensive line that assisted the rushing attack in totaling 157 net yards. Provided time for quarterback Andrew Luck to throw for 257 yards and two touchdowns in the victory.
- In a Week 5 victory against Seattle (10/6), started at right guard and blocked for a Colts offense that totaled 317 net yards. Part of an offensive line that opened rushing lanes for Indianapolis to compile 109 rushing yards, the team's fifth consecutive contest with 100-plus rushing yards.
- Started at right guard during the team's Week 6 loss at San Diego (10/14) and assisted a Colts offense that rushed for 74 yards. Also blocked for quarterback Andrew Luck who threw for 202 yards in the contest.
- Provided time for quarterback Andrew Luck to throw for 228 yards while tying a single-game career high with four total touchdowns (three passing, one rushing). Also opened rushing lanes for the Colts to finish with 121 yards, the team's sixth 100-plus-yard rushing performance this season.
- Made a start at right guard in the team's Week 9 comeback victory at Houston (11/3). Provided time for quarterback Andrew Luck to throw for 271 yards and three touchdowns in the victory.
- Started at right guard in a Week 10 loss against St. Louis (11/10) and assisted the Colts offense in totaling 406 net yards. Also blocked for quarterback Andrew Luck who threw for 353 yards.
- In a Week 11 victory at Tennessee (11/14), started at right guard and opened rushing lanes for the Colts to total 137 yards, the team's seventh 100-plus-yard rushing performance of the season. Also provided time for the offense to finish with 366 net yards.
- Started at right guard and was part of an offensive line that assisted the Colts in generating 239 net yards and 159 net passing yards.
- Was part of an offensive line that blocked for a Colts rushing attack that totaled 104 yards in a Week 13 win against Tennessee (12/1). Also provided time for quarterback Andrew Luck to throw for 200 yards in the win.
- Started at right guard in a Week 14 loss at Cincinnati (12/8) and was part of an offensive line that did not allow a sack. Also blocked for quarterback Andrew Luck who threw for 326 yards and four touchdowns.
- In a Week 15 win against Houston (12/15), made a start at center for an injured Samson Satele and blocked for a Colts rushing attack that tallied 152 yards, the ninth 100-plus-yard rushing performance this season. Also provided time for quarterback Andrew Luck to throw for 180 yards and two touchdowns.
- Started at right guard in a Week 16 win at Kansas City (12/22). Blocked for a Colts rushing attack that totaled 135 yards while providing time for quarterback Andrew Luck to throw for 241 yards and one touchdown.
- Listed as inactive for a Week 17 victory against Jacksonville (12/29).
- Started at right guard during the team's Wild Card Playoff win against Kansas City (1/4) and was part of an offensive line that allowed only 1.0 sack while assisting a Colts offense that recorded 536 total net yards, which set a franchise record for a postseason game and tied for the ninth-most in NFL postseason history. Also blocked for quarterback Andrew Luck who threw for 443 yards and four touchdowns, which were both the second-highest totals for a postseason game in team history.

2012 (COLTS):

- Started all 16 games for the first time in his career and provided time for quarterback Andrew Luck to throw for the most passing yards (4,374) by a rookie in NFL history.
- Against Jacksonville (9/23) in Week 3, started at right guard and provided time for Andrew Luck to throw for 313 yards and two touchdowns.
- Started at right guard against Green Bay (10/7) in Week 5 and assisted the Colts in recording 464 net yards, the team's highest total since a 2010 contest against New England (467).
- Made his seventh start of the season at right guard at Tennessee (10/28) and blocked for a rushing attack that totaled a season-high 171 net yards in an overtime victory.
- Started at right guard in the team's 23-20 victory over Miami (11/4) and paved the way for the Colts to total a season-high 516 net yards and 419 net passing yards.
- Provided time for the Colts to total 459 net yards starting at right guard at Detroit (12/2). Blocked for Andrew Luck to throw for 391 passing yards and four touchdowns in the win.
- Opened rushing lanes for running back Vick Ballard to log a season-high 105 rushing yards, starting at right guard at Houston (12/16).
- Made a start at right guard and blocked for Andrew Luck to throw for 205 yards, setting a new NFL record for passing yards by a rookie in a season in the team's victory at Kansas City (12/23).
- Assisted the Colts in generating 419 net yards while blocking for running back Vick Ballard to register 91 rushing yards starting at right guard in the team's Wild Card Playoff loss at Baltimore (1/6).

2011 (BENGALS):

- Played in seven games (four starts) in his first season with the Bengals.
- Part of an offensive line that opened rushing lanes for running back Cedric Benson to post his third consecutive 1,000-yard season

(1,067).
- Provided time for quarterback Andy Dalton to become one-of-five rookies in NFL history to throw for 3,000-plus passing yards in his first season.
- Part of an offensive line that ranked tied for fourth in the league in sacks allowed (25.0).
- Made his first start with the Bengals in a 23-20 win against Buffalo (10/2) and blocked for Cedric Benson to accumulate 104 rushing yards.
- Made starts in the final three regular season games at St. Louis (12/18), against Arizona (12/24) and against Baltimore (1/1).
- Provided time for Andy Dalton to record two passing touchdowns in a victory over Arizona (12/24).
- Started at right guard in the team's Wild Card Playoff game at Houston (1/7).

2010 (EAGLES):
- Competed in all 16 games (14 starts) in his third season with the Eagles.
- Became the starting center for the Eagles against Green Bay (9/12) when Jamaal Jackson suffered a torn triceps.
- Helped Philadelphia to a No. 2 NFL ranking in total offense, including fifth in rushing and ninth in passing.
- Part of an offensive unit that led the NFL in average yards per rush (5.4) and ranked third in scoring (27.4 points per game).
- Provided time for quarterback Michael Vick to throw for 333 yards and four touchdowns at Washington (11/15).
- Blocked for running back LeSean McCoy to rush for a season-high 149 yards at Dallas (12/12) and Michael Vick to total 130 rushing yards and one touchdown the following week at the New York Giants (12/19).
- Started in the Eagles Wild Card Playoff loss against Green Bay (1/9).

2009 (EAGLES):
- Was inactive for the first 15 games of the season, did not play in the season finale and was inactive for the team's Wild Card Playoff game at Dallas (1/9).

2008 (EAGLES):
- Saw action in three games during his rookie season.
- Was inactive for the first 12 games of the season and did not play in Week 14.
- Made his NFL debut in a 30-10 win against Cleveland (12/15) and saw action at Washington (12/21) and against Dallas (12/28).

COLLEGE:
- Played four seasons (2004-07) at Pittsburgh with a redshirt year in 2003.
- A three-time All-Big East honoree, including first-team all-conference and All-America third-team recognition as a senior.
- Played in 47 collegiate games with starts in his last 43 contests.

PERSONAL:
- Attended Austintown (Ohio) Fitch High School.
- Was a two-way star in football and also earned all-conference honors in baseball.
- Active in community service, which includes work with the American Cancer Society and various animal support groups.

CAREER GP/GS (POSTSEASON):
2013 IND: 15/14 (1/1)
2012 IND: 16/16 (1/1)
2011 CIN: 7/4 (1/1)
2010 PHI: 16/14 (1/1)
2009 PHI: 0/0
2008 PHI: 3/0 (1/0)
TOTAL: 57/48 (5/4)

JOSH MCNARY

Linebacker 6-0 251 Army

NFL Exp: Rookie
How Acquired: FA – 2013
Born: 4/10/88
GP/GS (Postseason): 5/0 (1/0)

57

CAREER TRANSACTIONS:
- Signed from the Colts practice squad to the active roster on November 26, 2013.
- Signed to the Colts practice squad on September 1, 2013.
- Waived by the Colts on August 31, 2013.
- Signed by the Colts as a free agent on April 11, 2013.

2013 (COLTS):
- Saw action in his first career NFL game during a Week 13 victory at Tennessee (12/1). Contributed with a significant quarterback pressure, which forced a Titans incomplete pass on a third down.
- In a Week 14 loss at Cincinnati (12/8), participated at linebacker and notched his first career tackles (two).
- Participated at linebacker and on special teams in a Week 15 win against Houston (12/15). Finished with one tackle and one special teams stop.
- Saw extensive time at linebacker in a Week 16 victory at Kansas City and finished with five tackles (three solo).
- Established a career-high with eight tackles (seven solo) while adding one tackle on special teams in a Week 17 victory against Jacksonville (12/29).
- Participated in his first career postseason contest during the team's Wild Card Playoff victory against Kansas City (1/4) and finished with three solo tackles and four special teams stops.

2011-2013:
- Upon graduation from West Point, fulfilled his active duty commitment in the Army.

COLLEGE:
- Totaled 195 tackles (117 solo), 49.0 tackles for loss, 28.0 sacks, nine passes defensed, five forced fumbles and three fumble recoveries in 46 games played at Army.
- Graduated as Army's all-time career leader in sacks and tackles for loss.
- Is the only player in school history to record two double-digit sack seasons.
- Holds school records for the most sacks in a single game (4.0) and a single season (12.5).
- Honored with the 2011 East-West Shrine Game Pat Tillman Award, given to the player who best exemplifies character, intelligence, sportsmanship and service.
- As a senior in 2010, registered 46 tackles (28 solo), 12.5 tackles for loss, 10.0 sacks, three forced fumbles, three fumble recoveries and two passes defensed.
- Selected to Phil Steele's 2010 First Team Preseason All-Independent squad.
- Selected as a Second Team Preseason All-America choice by *NationalChamps.net* and a Preseason Honorable Mention All-America selection by Consensus Draft Services.
- As a junior in 2009, established career highs in tackles for loss (22.5) and sacks (12.5), while adding 65 tackles (40 solo), two forced fumbles and two passes defensed.
- Named to *Phil Steele's* College Football Preview first-team squad following his junior campaign.
- Also selected to the *CollegeFootballNews.com* third-team and was an honorable mention choice by *SI.com*.
- As a sophomore in 2008, posted a career-high 69 tackles (42 solo), to go along with 12.0 tackles for loss, 4.5 sacks and five passes defensed.
- As a freshman in 2007, notched 15 tackles (seven solo) and 1.0 sack in 10 games played.

PERSONAL:
- Was an all-district selection at Clear Lake High School in Houston.
- Moved from strong safety to defensive tackle at beginning of senior year and led the team in sacks.
- Registered 11.0 sacks during one-year stint at USMA Prep School after earning a spot on the roster as a walk-on.
- His father, George, retired from the U.S. Marines Corps with rank of captain.
- His paternal grandfather, George McNary, served in the U.S. Army during the Korean War.
- His maternal grandfather, Aaron Figgs, served in the U.S. Army during World War II.
- His uncle, Ron McNary, currently holds the rank of first sergeant while serving in the U.S. Army.
- Majored in engineering management.

McNARY SINGLE-GAME HIGHS

Tackles:	8 vs. JAX (12/29/13)
Sacks:	0
FF:	0
FR:	0

2013 GAME-BY-GAME STATISTICS

Date/Opp.	GP	GS	Solo	Asst.	Total	Sacks	PD	FF	FR	INT	Yds	Avg.	LG	TD
9/8 vs. OAK						PRACTICE SQUAD								
9/15 vs. MIA						PRACTICE SQUAD								
9/22 @ SF						PRACTICE SQUAD								
9/29 @ JAX						PRACTICE SQUAD								
10/6 vs. SEA						PRACTICE SQUAD								
10/14 @ SD						PRACTICE SQUAD								
10/20 vs. DEN						PRACTICE SQUAD								
11/3 @ HOU						PRACTICE SQUAD								
11/10 vs. STL						PRACTICE SQUAD								
11/14 @ TEN						PRACTICE SQUAD								
11/24 @ ARZ						PRACTICE SQUAD								
12/1 vs. TEN	1	0	0	0	0	0.0	0	0	0	0	0	0.0	0	0
12/8 @ CIN	1	0	2	0	2	0.0	0	0	0	0	0	0.0	0	0
12/15 vs. HOU	1	0	1	0	1	0.0	0	0	0	0	0	0.0	0	0
12/22 @ KC	1	0	3	2	5	0.0	0	0	0	0	0	0.0	0	0
12/29 vs. JAX	1	0	7	1	8	0.0	0	0	0	0	0	0.0	0	0
2013 TOTALS	**5**	**0**	**13**	**3**	**16**	**0.0**	**0**	**0**	**0**	**0**	**0**	**0.0**	**0**	**0**

2013 POSTSEASON GAME-BY-GAME STATISTICS

Date/Opp.	GP	GS	Solo	Asst.	Total	Sacks	PD	FF	FR	INT	Yds	Avg.	LG	TD
1/4 vs. KC	1	0	3	0	3	0.0	0	0	0	0	0	0.0	0	0
1/11 @ NE														
TOTAL	**1**	**0**	**3**	**0**	**3**	**0.0**	**0**	**0**	**0**	**0**	**0**	**0.0**	**0**	**0**

CAREER REGULAR SEASON STATISTICS

Year	GP	GS	Solo	Asst.	Total	Sacks	PD	FF	FR	INT	Yds	Avg.	LG	TD
2013 IND	5	0	13	3	16	0.0	0	0	0	0	0	0.0	0	0
TOTAL	**5**	**0**	**13**	**3**	**16**	**0.0**	**0**	**0**	**0**	**0**	**0**	**0.0**	**0**	**0**

SPECIAL TEAMS TACKLES: 2 (2013 - 2)

CAREER POSTSEASON STATISTICS

Year	GP	GS	Solo	Asst.	Total	Sacks	PD	FF	FR	INT	Yds	Avg.	LG	TD
2013 IND	1	0	3	0	3	0.0	0	0	0	0	0	0.0	0	0
TOTAL	**1**	**0**	**3**	**0**	**3**	**0.0**	**0**	**0**	**0**	**0**	**0**	**0.0**	**0**	**0**

POSTSEASON SPECIAL TEAMS TACKLES: 4 (2013-4)

FILI MOALA

Defensive End 6-4 308 USC

NFL Exp: 5 (5th Year With Colts)
How Acquired: D2 – 2009 (56th overall)
Born: 6/23/85
GP/GS (Postseason): 64/45 (1/1)

95

CAREER TRANSACTIONS:
• Originally selected by the Colts in the second-round (56th overall) of the 2009 NFL Draft.

2013 (COLTS):
• Saw action on the defensive line in the regular season opener against Oakland (9/8). Provided pressure on Raiders quarterback Terrelle Pryor as he threw his second interception on the team's final drive in the fourth quarter.
• Totaled four tackles in a Week 2 contest against Miami (9/15), seeing action on the defensive line.
• Posted two tackles in a Week 3 victory at San Francisco (9/22). Was part of a defensive unit that limited 49ers quarterback Colin Kaepernick to 150 passing yards and 20 rushing yards.
• Made his first start of the season at defensive tackle in a Week 4 victory at Jacksonville (9/29). Finished with one tackle and was part of a defense that limited the Jaguars to three points and 40 net rushing yards.
• In a Week 5 victory against Seattle, started at defensive tackle and finished with one tackle.
• Notched three solo tackles in a Week 6 loss at San Diego (10/14).
• In a Week 7 win against Denver (10/20), totaled two tackles and added his first sack of the season when he brought down Peyton Manning on the Broncos' final offensive drive of the game. Was part of a defensive unit that allowed only 64 rushing yards.
• Competed on the defensive line in the team's Week 9 comeback win at Houston (11/3) and posted one tackle.
• Participated on the defensive line in a Week 10 loss against St. Louis (11/10) and finished with one tackle.
• In a Week 11 victory at Tennessee (11/14), saw action on the defensive line and posted two tackles.
• Saw action at defensive end in a Week 12 loss at Arizona (11/24), but did not register a tackle.
• Finished with two tackles in a Week 13 victory against Tennessee (12/1) seeing action on the defensive line.
• Started at defensive tackle in a Week 14 loss at Cincinnati (12/8) and compiled two tackles.
• In a Week 15 victory against Houston (12/15), started at defensive tackle and finished with one stop.
• Tallied three tackles, half of a sack and one fumble recovery starting at defensive tackle in a Week 16 victory at Kansas City (12/22).
• Started at defensive tackle in a Week 17 win against Jacksonville (12/29), but did not finish with a tackle.
• Was inactive for the team's Wild Card victory against Kansas City (1/4).

2012 (COLTS):
• Started all eight games he appeared in and recorded 21 tackles (11 solo) and one pass defensed.
• Placed on Injured Reserve on November 27, 2012.
• Started at defensive tackle in the season opener at Chicago (9/9) and tallied three tackles.
• Posted four tackles (three solo) in a Week 3 meeting against Jacksonville (9/23).
• Compiled three tackles in the team's 23-20 victory over Miami (11/4). Part of a defense that held the Dolphins to 84 net rushing yards.
• Started at defensive tackle at New England (11/18) and compiled three tackles in the loss.
• Against Buffalo (11/25), started at defensive tackle and contributed with four tackles and one pass defensed.

2011 (COLTS):
• Started in all 14 contests he competed in and was inactive for another two.
• Totaled 22 tackles (13 solo) and 2.0 sacks.
• Recorded four tackles (three solo) starting at defensive tackle vs. Jacksonville (11/13).
• Registered his first career sack at New England (12/14) and contributed with three tackles (two solo).
• Posted four tackles (three solo) at Baltimore (12/11).
• Tallied his second sack of the season while adding two tackles against Houston (12/22).

2010 (COLTS):
• Started all 16 games, 12 at left defensive tackle and four at right defensive tackle. Was one of only four defensive players to open every game.
• Totaled a career-high 26 tackles (20 solo) while adding one fumble recovery and one pass defensed.
• His fumble recovery was returned one yard for his first career touchdown against the New York Giants (9/19).
• Collared five tackles at Houston (9/12), four stops at Jacksonville (10/3) and three tackles at Philadelphia (11/7) and against Dallas (12/5).
• Started at right defensive tackle in the team's AFC Wild Card Playoff game against the New York Jets (1/8) and finished with two tackles.

2009 (COLTS):
• Appeared in 10 games (one start) and totaled 17 tackles (10 solo).
• Was inactive for the first five games of the season and against Houston (11/8).
• Recorded four tackles against Tennessee (12/6).
• Tallied a season-high five stops against the New York Jets (12/27).
• Made his first career NFL start at Buffalo (1/3).
• Was listed as inactive for the team's AFC Divisional Playoff game against Baltimore (1/16), AFC Championship game against the New York Jets (1/24) and Super Bowl XLIV against New Orleans (2/7).

COLLEGE:
• A four-year letterman and three-year starter at USC who opened 38-of-52 career games. Started the final 33 games of his collegiate career.
• Totaled 90 tackles (46 solo), 23.5 tackles for loss, 9.5 sacks, two fumble recoveries, five passes defensed and two blocked kicks.
• As a senior, started in 13 games and finished with 30 tackles, 10.0 tackles for loss, 4.5 sacks, one fumble recovery, one pass defensed and two blocked

MOALA SINGLE-GAME HIGHS

Tackles:	5, three times (Last: vs. BUF 11/25/12)
Sacks:	1.0, three times (Last: vs. DEN 10/20/13)
FF:	0
FR:	1, two times (Last: at K.C. 12/22/13)

kicks.
- Tied the school, conference and NCAA record with two blocked field goals in the same game (both in the third quarter) against Arizona State.
- Was a First Team All-America choice by *The NFL Draft Report*, while earning second-team honors from *The Sporting News*. Was also a first-team All-Pac-10 Conference choice.
- Helped USC rank first in the NCAA in scoring defense (9.0 points per game), second in total defense (221.8 yards per game) and fifth in rushing defense (87.4 yards per game).
- Holds a degree in sociology.

PERSONAL:

- Attended Western High School in Anaheim, Calif.
- Was an all-league selection as a junior.
- Read to elementary students as a part of the Colts Day in Schools event.
- Was a guest speaker at the Indiana Repertory Theater production, Jackie and Me, in honor of Black History Month.
- Is a cousin of Baltimore Ravens defensive tackle, Haloti Ngata.
- Full name is Fili Toutoupau'u Moala.
- Resides with his wife, Jordan, and their son, Litani, in Indianapolis.
- Born in Buena Park, Calif.

2013 GAME-BY-GAME STATISTICS

Date/Opp.	GP	GS	Solo	Asst.	Total	Sacks	PD	FF	FR	INT	Yds	Avg.	LG	TD
9/8 vs. OAK	1	0	0	0	0	0.0	0	0	0	0	0	0.0	0	0
9/15 vs. MIA	1	0	0	4	4	0.0	0	0	0	0	0	0.0	0	0
9/22 @ SF	1	0	1	1	2	0.0	0	0	0	0	0	0.0	0	0
9/29 @ JAX	1	1	0	1	1	0.0	0	0	0	0	0	0.0	0	0
10/6 vs. SEA	1	1	1	0	1	0.0	0	0	0	0	0	0.0	0	0
10/14 @ SD	1	0	3	1	4	0.0	0	0	0	0	0	0.0	0	0
10/20 vs. DEN	1	0	2	0	2	1.0	0	0	0	0	0	0.0	0	0
11/3 @ HOU	1	0	0	1	1	0.0	0	0	0	0	0	0.0	0	0
11/10 vs. STL	1	0	1	0	1	0.0	0	0	0	0	0	0.0	0	0
11/14 @ TEN	1	0	1	1	2	0.0	0	0	0	0	0	0.0	0	0
11/24 @ ARZ	1	0	0	0	0	0.0	0	0	0	0	0	0.0	0	0
12/1 vs. TEN	1	0	1	1	2	0.0	0	0	0	0	0	0.0	0	0
12/8 @ CIN	1	1	0	2	2	0.0	0	0	0	0	0	0.0	0	0
12/15 vs. HOU	1	1	1	0	1	0.0	0	0	0	0	0	0.0	0	0
12/22 @ KC	1	1	2	1	3	0.5	0	0	1	0	0	0.0	0	0
12/29 vs. JAX	1	1	0	0	0	0.0	1	0	0	0	0	0.0	0	0
2013 TOTALS	**16**	**6**	**13**	**13**	**26**	**1.5**	**1**	**0**	**1**	**0**	**0**	**0.0**	**0**	**0**

2013 POSTSEASON GAME-BY-GAME STATISTICS

Date/Opp.	GP	GS	Solo	Asst.	Total	Sacks	PD	FF	FR	INT	Yds	Avg.	LG	TD
1/4 vs. KC						INACTIVE								
1/11 @ NE														
TOTAL	**0**	**0**	**0**	**0**	**0**	**0**	**0**	**0**	**0**	**0**	**0**	**0.0**	**0**	**0**

CAREER REGULAR SEASON STATISTICS

Year	GP	GS	Solo	Asst.	Total	Sacks	PD	FF	FR	INT	Yds	Avg.	LG	TD
2013 IND	16	6	13	13	26	1.5	1	0	1	0	0	0.0	0	0
2012 IND	8	8	11	10	21	0.0	1	0	0	0	0	0.0	0	0
2011 IND	14	14	13	9	22	2.0	0	0	0	0	0	0.0	0	0
2010 IND	16	16	20	6	26	0.0	1	0	1	0	0	0.0	0	0
2009 IND	10	1	10	7	17	0.0	0	0	0	0	0	0.0	0	0
TOTAL	**64**	**45**	**67**	**45**	**112**	**3.5**	**3**	**0**	**2**	**0**	**0**	**0.0**	**0**	**0**

CAREER POSTSEASON STATISTICS

Year	GP	GS	Solo	Asst.	Total	Sacks	PD	FF	FR	INT	Yds	Avg.	LG	TD
2013 IND	0	0	0	0	0	0.0	0	0	0	0	0	0.0	0	0
2010 IND	1	1	2	0	2	0.0	0	0	0	0	0	0.0	0	0
2009 IND	0	0	0	0	0	0.0	0	0	0	0	0	0.0	0	0
TOTAL	**1**	**1**	**2**	**0**	**2**	**0.0**	**0**	**0**	**0**	**0**	**0**	**0.0**	**0**	**0**

ADDITIONAL STATISTICS: One-yard fumble recovery for a touchdown vs. the New York Giants (9/19/10).



XAVIER NIXON

Tackle 6-6 314 Florida

NFL Exp: R (1st Year With Colts)
How Acquired: FA – 2013
Born: 9/17/90
GP/GS (Postseason): 4/1 (0/0)

71

CAREER TRANSACTIONS:

• Signed to the Colts active roster from the practice squad on December 3, 2013.
• Signed to the Colts practice squad on October 29, 2013.
• Waived by the Colts on October 28, 2013.
• Signed by the Colts from the Washington practice squad on September 24, 2013.
• Signed to the Redskins practice squad on September 1, 2013.
• Waived by Washington on August 31, 2013.
• Originally signed by the Redskins as an undrafted free agent on May 2, 2013

2013 (REDSKINS/COLTS):

• Spent the first three weeks of the regular season on the Washington practice squad.
• Was signed by the Colts to the active roster from the Redskins practice squad on September 24, 2013.
• Listed as inactive for the team's Week 4 victory at Jacksonville (9/29).
• Was inactive for the team's Week 5 win against Seattle (10/6).
• Listed as inactive during a Week 6 loss at San Diego (10/14).
• Was inactive for the team's Week 7 victory against Denver (10/20).
• Competed on the offensive line in his first career NFL contest during a Week 14 loss at Cincinnati (12/8). Assisted the Colts offense in totaling 389 net yards and blocked for quarterback Andrew Luck to throw for 326 yards and four touchdowns.
• In a Week 15 victory against Houston (12/15), filled in a right guard for an injured Joe Reitz and was part of an offensive line that opened rushing lanes for the Colts to total 152 yards. Also provided time for quarterback Andrew Luck to throw for 180 yards and two touchdowns.
• Made his first career NFL start filling in for an injured Hugh Thornton at left guard in a Week 16 victory at Kansas City (12/22). Opened lanes for the Colts to total 135 rushing yards, the team's 10th 100-plus-yard performance this season. Also blocked for quarterback Andrew Luck to throw for 241 yards and one touchdown.
• Was part of an offensive line that helped the Colts tally 379 yards of total net offense in a Week 17 victory against Jacksonville (12/29). Also saw action on special teams.
• Was active, but did not participate in the team's Wild Card Playoff win against Kansas City (1/4).

COLLEGE:

• Appeared in 46 games (33 starts) on the offensive line at the University of Florida.
• As a senior in 2012, earned All-SEC honors after playing 11 games with eight consecutive starts at left tackle.
• In 2011, started nine games at left tackle and helped lead the Gators to a victory over Ohio State in the TaxSlayer.com Gator Bowl.
• In 2010, appeared in 12 games with eight starts at right tackle.
• In 2009, was a member of an offense that was ranked No. 3 in the nation in yards per carry (5.59), yards per play (6.97) and total yards (6,410).
• Earned freshman All-America recognition from CollegeFootballNews.com and a selection to the SEC All-Freshman team.
• Became the first true freshman to start at left tackle since Reggie Green in 1992 for Florida.

PERSONAL:

• Attended Jack Britt High School in Fayetteville, North Carolina and helped lead his team to the Class 4-AA state championship game as a senior.
• Played on the offensive line and collected 50 tackles on defense.
• Was named the High School Maxwell Award winner among offensive linemen and earned all-state first-team honors.
• In 2008, was a First Team All-America choice by EA Sports and Parade Magazine.
• Was selected as the Cape Fear Region Player of the Year and was the North Carolina ESPN Rise Gatorade Football Player of the Year.
• Was named a four-star recruit, the No. 3 offensive lineman and the No. 2 player from North Carolina according to Rivals.com.
• Played in the U.S. Army All-American Bowl.
• In 2007 was an Associated Press all-state selection.

CAREER GP/GS (POSTSEASON):

2013 WAS/IND: 4/1 (0/0)
TOTAL: 4/1 (0/0)

MATT OVERTON

Long Snapper 6-1 242 Western Washington

NFL Exp: 2 (2nd Year with Colts)
How Acquired: FA – 2012
Born: 7/6/85
GP/GS (Postseason): 32/0 (2/0)

45

CAREER TRANSACTIONS:

- Signed as a free agent by the Colts on April 2, 2012.
- Signed by the Omaha Nighthawks of the United Football League in 2010.
- Released by the Seattle Seahawks prior to the start of the 2010 regular season.
- Signed by Seattle as a free agent on February 10, 2010.
- Signed by the Florida Tuskers of the UFL in 2009.
- Signed by the Tri-Cities Fever of the af2 in 2008.
- Released by the Seahawks prior to the start of the 2007 regular season.
- Originally signed by the Seahawks as an undrafted free agent in 2007.

2013 (COLTS):

- In the regular season opener against Oakland (9/8), handled snapping duties for kicker Adam Vinatieri to convert three extra points and punter Pat McAfee to average 39.0 yards per kick. Also added one special teams tackle.
- Handled snapping duties for Colts kicker Adam Vinatieri to convert 2-of-3 field goal attempts and two extra points against Miami (9/15) in Week 2. Also snapped to punter Pat McAfee who totaled a 51.5 average and a long punt of 60 yards on four kicks.
- In a Week 3 victory at San Francisco (9/22), handled snapping duties for kicker Adam Vinatieri to convert 2-of-3 field goals (41 and 43 yards) while adding three extra points. Also snapped for punter Pat McAfee to average 48.0 yards per punt on four kicks while pinning three punts inside the 20-yard line.
- Handled snapping duties for Adam Vinatieri to convert all three field goal attempts and all four extra point attempts. Also snapped to Pat McAfee who registered three punts for a 46.0 average.
- In a Week 5 victory against Seattle (10/6), handled snapping duties for kicker Adam Vinatieri to convert 2-of-2 field goals and two extra points. Also snapped for punter Pat McAfee to record three kicks for a 46.5 average.
- Snapped for kicker Adam Vinatieri to convert all three of his field goal attempts in a Week 6 loss at San Diego (10/14). Vinatieri split the uprights from 30, 50 and 51 yards. Also handled snapping duties for punter Pat McAfee to average 40.6 yards on five kicks, including two which were pinned inside the 20-yard line.
- Assisted punter Pat McAfee in setting a franchise record with six punts placed inside the 20-yard line while averaging 48.9 yards per kick in a Week 7 win against Denver (10/20). Also handled snapping duties for kicker Adam Vinatieri to split the uprights on all three of his field goals and all four extra points.
- Handled snapping duties for kicker Adam Vinatieri to convert 2-of-3 field goal attempts while adding one extra point in a Week 9 victory at Houston (11/3). Also snapped for punter Pat McAfee who averaged 44.4 yards per punt while pinning two kicks inside the 20-yard line.
- In a Week 10 loss against St. Louis (11/10), handled snapping duties for punter Pat McAfee who logged six kicks for a 49.7 average. Also added one tackle on special teams.
- Handled snapping duties for kicker Adam Vinatieri to split the uprights on all three field goals and all three extra points in a Week 11 victory at Tennessee (11/14). Also snapped for punter Pat McAfee who finished with three punts for a 37.0 average.
- Served as the long snapper in a Week 12 loss at Arizona (11/24) and was part of a special teams unit that assisted punter Pat McAfee, who totaled 44.6 yards per punt, while snapping for kicker Adam Vinatieri's 27-yard field goal in the first quarter. Also added one special teams tackle.
- In a Week 13 victory against Tennessee (12/1), handled long snapping duties for kicker Adam Vinatieri's five field goals and one extra point. Also snapped for punter Pat McAfee who netted five punts for a 45.4 average. Contributed with one special teams tackle.
- Handled long snapping duties for punter Pat McAfee to average 47.6 yards on seven punts in a Week 14 loss at Cincinnati (12/8). Also snapped for kicker Adam Vinatieri's four PATs and contributed with one special teams stop.
- In a Week 15 win against Houston (12/15), snapped for punter Pat McAfee to average 43.0 yards on six punts. Also snapped for kicker Adam Vinatieri to convert 3-of-3 field goals and two extra points.
- Handled snapping duties for kicker Adam Vinatieri to split the uprights on 3-of-4 field goal attempts and two extra points in a Week 16 victory at Kansas City (12/22). Also snapped for punter Pat McAfee who logged four kicks for a 50.3 average.
- In a Week 17 win against Jacksonville (12/29), snapped for kicker Adam Vinatieri who converted 3-of-3 field goals and three PATs for 12 points. Vinatieri surpassed 2,000 career points as well as moving into fifth place on the NFL's all-time scoring list. Also handled snapping duties for punter Pat McAfee who averaged 47.4 yards on five punts while setting a franchise record with his 27th punt pinned inside the 20-yard line.
- Handled snapping duties during the team's Wild Card victory against Kansas City (1/4). Snapped for kicker Adam Vinatieir to convert one field goal and six extra points. Also snapped for punter Pat McAfee to record one punt for 51 yards.

2012 (COLTS):

- Appeared in all 16 games and finished third on the team with nine special teams tackles (six solo).
- Snapped for kicker Adam Vinatieri to convert 26-of-33 field goals and all 37 extra point attempts.
- Snapped for punter Pat McAfee to set franchise single-season records in gross punting average (48.2), net punting average (40.3), punts inside the 20 (26) and 50.0-yard gross average games (five).
- In his first career playoff game, handled snapping duties for punter Pat McAfee to average 48.5 yards per punt, which included a long kick of 53 yards at Baltimore (1/6). Also snapped for kicker Adam Vinatieri to convert three-of-four field goals accounting for the team's nine points in the loss.

2010 (OMAHA NIGHTHAWKS, UFL):

- As a member of the Omaha Nighthawks, was named to the United Football League's top 10 players list in 2010 earning the recognition as the league's best long snapper.
- Helped the team win three of their first four games as an expansion team in 2010.

2009 (FLORIDA TUSKERS, UFL):

- With the Florida Tuskers, was part of a team that recorded a perfect 6-0 record while reaching the UFL Championship Game.

2008 (TRI-CITIES FEVER, IFL):
• Was part of a Tri-Cities Fever team that won four games and finished fifth in the NC West.

2007:
• Was signed by the Seattle Seahawks as an undrafted free agent, but was released prior to the start of the regular season.
COLLEGE:
• Was a team captain and two-year starter at defensive end and long snapper for Western Washington.
• Finished his collegiate career with 5.0 sacks, 7.5 tackles for loss, one interception, one forced fumble and seven passes defensed.
• Attended Diablo Valley College from 2003-04 before transferring to Western Washington.

PERSONAL:
• Attended Tracy (Calif.) High School.
• Was an Honorable Mention San Joaquin Athletic Association All-Star as a senior.
• Started and lettered two years as an offensive guard while serving as a co-captain as a senior.
• Also lettered one year in golf and baseball.
• Founder/President of Pros 2 Youth, a non-profit organization based in his hometown of Tracy, Calif.
• Co-owner of Led By Pros Youth Football Academy in Omaha, Neb. with Maurice Clarett.
• Grandson of Washington State Hall of Fame Football Coach Paul Wallrof.
• Father, Tom Overton, played college football at Cal-State Hayward. Son of Lisa Blair and has two siblings, Stefan and Nicole Overton.
• A native of Tracy, Calif.

CAREER GP/GS (POSTSEASON):
2013 IND: 16/0 (1/0)
2012 IND: 16/0 (1/0)
TOTAL: 32/0 (2/0)

SPECIAL TEAMS TACKLES: 14 (2013 – 5, 2012 – 9)



JERIS PENDLETON

Defensive Tackle 6-2 334 Ashland

NFL Exp: 2
How Acquired: FA – 2013
Born: 11/7/83
GP/GS (Postseason): 5/0 (1/0)

61

CAREER TRANSACTIONS:

• Signed to the Colts active roster from the practice squad on December 26, 2013.
• Signed to the Colts practice squad on December 4, 2013.
• Released by the Dallas Cowboys on August 26, 2013.
• Signed by the Cowboys on June 12, 2013.
• Released by the Jacksonville Jaguars on May 22, 2013.
• Selected by the Jaguars in the seventh-round (228th overall) of the 2012 NFL Draft.

2013 (COLTS):

• Signed to the Colts practice squad on December 4, 2013.
• Competed in his first game as a member of the Colts in a Week 17 victory against Jacksonville (12/29). Finished with four tackles in the contest.
• Participated in his first career postseason contest during the team's Wild Card victory against Kansas City (1/4) and compiled two tackles.

2012 (JAGUARS):

• Appeared in four games and made one solo tackle.
• Made his NFL debut against the New York Jets (12/9), but did not record any tackles.
• Made his first career tackle at Miami (12/16).

COLLEGE:

• Played two seasons at Ashland University, serving as a team captain, and totaled 84 tackles, 11 tackles for loss, 6.0 sacks and three forced fumbles, starting all 22 games.
• As a senior in 2011, earned All-Great Lakes Intercollegiate Athletic Conference first-team honors after tallying 49 tackles, 8.5 tackles for loss, 5.0 sacks and a forced fumble.
• In his first season at Ashland in 2010, started all 11 games and tied for the team lead with two forced fumbles to go along with 35 tackles and 1.0 sack.
• As a sophomore in 2009 at Joliet Junior College, started 10 games and earned All-North Central Community College Conference first-team honors and All-America second-team accolades.
• Was a walk-on at Joliet as a freshman in 2008 and tallied 44 tackles, five tackles for loss and 3.0 sacks.

PERSONAL:

• Played tight end and middle linebacker at Dunbar Vocational Career Academy in Chicago, Ill.
• Was inducted into Dunbar's Hall of Fame in 2011.
• He and his wife, Ashanti, have two sons, Jeris Jr. and Jamere.

PENDLETON SINGLE-GAME HIGHS

Tackles:	4 vs. JAX (12/29/12)
Sacks:	0.0
FF:	0
FR:	0

2013 GAME-BY-GAME STATISTICS

Date/Opp.	GP	GS	Solo	Asst.	Total	Sacks	PD	FF	FR	INT	Yds	Avg.	LG	TD
12/29 vs. JAX	1	0	2	2	4	0.0	0	0	0	0	0	0.0	0	0
2013 TOTALS	**1**	**0**	**2**	**2**	**4**	**0.0**	**0**	**0**	**0**	**0**	**0**	**0.0**	**0**	**0**

2013 POSTSEASON GAME-BY-GAME STATISTICS

Date/Opp.	GP	GS	Solo	Asst.	Total	Sacks	PD	FF	FR	INT	Yds	Avg.	LG	TD
1/4 vs. KC	1	0	1	1	2	0.0	0	0	0	0	0	0.0	0	0
1/11 @ NE														
TOTAL	**1**	**0**	**1**	**1**	**2**	**0.0**	**0**	**0**	**0**	**0**	**0**	**0.0**	**0**	**0**

CAREER REGULAR SEASON STATISTICS

Year	GP	GS	Solo	Asst.	Total	Sacks	PD	FF	FR	INT	Yds	Avg.	LG	TD
2013 IND	1	0	2	2	4	0.0	0	0	0	0	0	0.0	0	0
2012 JAC	4	0	1	0	1	0.0	0	0	0	0	0	0.0	0	0
TOTAL	**5**	**0**	**3**	**2**	**5**	**0.0**	**0**	**0**	**0**	**0**	**0**	**0.0**	**0**	**0**

CAREER POSTSEASON STATISTICS

Year	GP	GS	Solo	Asst.	Total	Sacks	PD	FF	FR	INT	Yds	Avg.	LG	TD
2013 IND	1	0	1	1	2	0.0	0	0	0	0	0	0.0	0	0
TOTAL	**1**	**0**	**1**	**1**	**2**	**0.0**	**0**	**0**	**0**	**0**	**0**	**0.0**	**0**	**0**

SHELDON PRICE

Cornerback 6-2 186 UCLA

NFL Exp: Rookie
How Acquired: FA – 2013
Born: 3/26/91
GP/GS (Postseason): 0/0 (0/0)

40

CAREER TRANSACTIONS:
- Signed to the Colts active roster from the practice squad on December 26, 2013.
- Signed to the Colts practice squad on September 1, 2013.
- Waived by the Colts on August 31, 2013.
- Signed by the Colts as an undrafted free agent on April 30, 2013.

2013 (COLTS):
- Was listed as inactive for a Week 17 victory against Jacksonville (12/29).
- Listed as inactive for the team's Wild Card Playoff contest against Kansas City (1/4).

COLLEGE:
- Competed in 47 collegiate games (45 starts) at UCLA and totaled 157 tackles (123 solo), five interceptions, two forced fumbles and 21 passes defensed.
- Participated in the 2013 East-West Shrine Game.
- As a senior in 2012, tied for the team lead with four interceptions while contributing with 37 tackles and five passes defensed.
- Tied the school record for interceptions in a game with three against Houston in 2012.
- As a junior, notched 47 tackles, one interception and two forced fumbles to go along with seven passes defensed.
- In his first two seasons with the Bruins, combined to record 73 tackles and nine passes defensed.

PERSONAL:
- Attended Bishop Amat High School in La Puente, Calif. and lettered three seasons as a cornerback.
- Was rated as the No. 21 California prospect by *Rivals.com*.
- Was a *PrepStar* All-America selection and was rated as the No. 24 cornerback nationally by Tom Lemming.
- As a senior, recorded 42 tackles, 12 passes defensed and one interception in 11 games while returning a blocked field goal for a touchdown.
- Was named an All-Serra League first-team selection as well as garnering All-San Gabriel Valley and All-CIF honors as a senior.
- Earned four letters in track and field and won the 2009 CIF-SS Division III long jump.
- Father, Dennis, was a 1988 NFL Draft selection by the Los Angeles Raiders.
- Born in Long Beach, Calif.

PRICE SINGLE-GAME HIGHS

Tackles:	N/A
Int:	N/A
PD:	N/A

CHRIS RAINEY

Running Back 5-9 180 Florida

NFL Exp: 2 (1st Year with Colts)
How Acquired: FA – 2013
Born: 3/2/88
GP/GS (Postseason): 18/0 (0/0)

25

CAREER TRANSACTIONS:

• Placed on Injured Reserve on December 9, 2013.
• Signed by the Colts as a free agent on November 20, 2013.
• Waived by the Pittsburgh Steelers on January 10, 2013.
• Originally selected by the Steelers in the fifth-round (159th overall) of the 2012 NFL Draft.

2013 (COLTS):

• Signed by the Colts as a free agent on November 20, 2013.
• Was listed as inactive for a Week 12 contest at Arizona (11/24).
• Saw action in his first game as a member of the Colts during a Week 13 win against Tennessee (12/1) and finished with three punt returns for 29 yards (9.7 avg.) and two kickoff returns for 45 yards (22.5 avg.). In the first quarter, returned his first punt 18 yards for a career-long. The Colts tallied a field goal on the ensuing offensive possession.
• Competed at running back and on special teams during a Week 14 loss at Cincinnati (12/8). Returned four kickoffs for 86 yards (21.5 avg.) and was back on punt return, but did not return any kicks.
• Placed on Injured Reserve on December 9, 2013.

2012 (STEELERS):

• Played in all 16 games, totaling 26 rushes for 102 yards and two touchdowns and 14 receptions for 60 yards.
• Returned 39 kickoffs for 1,035 yards (26.5 avg.) and three punts for 16 yards.
• His kickoff return average ranked fifth in the AFC and tied for seventh in the NFL.
• Recorded 97 kickoff return yards, including a 49-yard kickoff return to set up a drive that ended with a field goal at Tennessee (10/11). Also notched his first career special teams tackle.
• Posted his first career rushing touchdown and registered 122 kickoff return yards at Cincinnati (10/21).
• Totaled a career-high 173 yards on five kickoff returns at the New York Giants (11/4), marking the fifth-most kickoff return yards by a Steeler in a single game since 1941. Recorded a 50-yard kickoff return and a career-long 68-yard kickoff return.
• Scored a rushing touchdown at Cleveland (11/25).
• Registered 113 kickoff return yards against San Diego (12/9).

COLLEGE:

• Started 19-of-52 games at Florida and ranked ninth in school history with 2,464 yards rushing, carrying the ball 396 times for a 6.2-yard average and 13 touchdowns.
• Caught 69 passes for 795 yards and six touchdowns.
• Totaled 128 points and 21 touchdowns.
• Returned 26 punts for 235 yards (9.0 avg.) and two touchdowns.
• Tallied 454 yards on 18 kickoff returns (25.2 avg.).
• Set a school and Southeastern Conference record with six career blocked punts.
• Collected 3,948 all-purpose yards, an average of 75.9 yards per game.
• Became the first Florida player to record a rushing, receiving and return touchdown in a single game, accomplishing the feat against Florida Atlantic in the 2011 season opener.
• His 76-yard run from scrimmage against Charleston Southern in 2009 and 75-yarder against Arkansas in 2008 rank seventh and eighth, respectively, on the school's longest carries chart.
• His 83-yard reception against Tennessee in 2011 was the fifth-longest catch in Florida annals.
• As a senior in 2011, started 10-of-12 games he appeared in and led the team with a career-high 861 yards and two touchdowns on 171 carries. Also led the Gators with a career-best 31 receptions for 381 yards and two touchdowns.
• Returned 12 punts for 106 yards and one touchdown, adding 103 yards on four kickoff returns.
• Had a team-high 1,451 all-purpose yards, ranking third in the SEC with an average of 120.9 yards per game.
• Became the first Gator since 2003 to reel off three consecutive 100-yard rushing performances.
• As a junior in 2010, appeared in eight games, starting six contests.
• Ranked second on the team with 51 carries for 366 yards and two touchdowns and finished fourth on the team with 25 receptions for 216 yards and three touchdowns.
• Gained 67 yards on nine punt returns and 162 yards on seven kickoff returns. Also blocked two punts against Vanderbilt.
• As a sophomore in 2009, appeared in all 14 games (three starts) and ranked third on the team with 89 carries for 575 yards and five touchdowns.
• Caught 10 passes for 161 yards and a touchdown, adding 40 yards on four punt returns, 144 yards on five kickoff returns and 920 total all-purpose yards. Also blocked two punts.
• As a redshirt freshman in 2008, played in all 14 games, tallying 84 rushes for 652 yards and four touchdowns.
• Earned SEC All-Freshman and Freshman All-America honors from College Football News.
• As a true freshman in 2007, appeared in four games with one rush for 10 yards, one punt return for 22 yards and one kickoff return of 39 yards.
• Ran track and was an All-America selection on the Gators 4x100 relay team in 2008.
• In 2010, was part of a team that won the NCAA championship in the 4x100 relay, while earning All-America honors following the first place finish.

PERSONAL:

• Attended Lakeland (Fla.) High School.
• Helped lead the team to 45 consecutive victories, three straight Class 5A state championships and back-to-back USA Today national championships.
• Chosen as a U.S. Army All-America selection during his senior year, when he broke the school record with 32 touchdowns and 2,478 yards rushing. Of those

RAINEY SINGLE-GAME HIGHS

Att:	5 at CLE (11/25/12)
Yards:	26 vs. WAS (10/28/12)
TDs:	1, two times (Last: at CLE 11/25/12)
LG:	19 vs. WAS (10/28/12)

32 scores, 15 were of runs of 50 yards-or-more.
• Established another school mark with 326 yards in a single game and was the first player at Lakeland to rush for over 2,000 yards in a season.
• Named an all-state offensive player selection by the Florida Sports Writers Association, all-county by the Lakeland Ledger, in addition to garnering the Ledger's 2006 Offensive Player of the Year Award.
• Ended his senior year with career totals of more than 7,000 yards and 90 touchdowns.
• Majored in humanities and letters.

2013 GAME-BY-GAME STATISTICS

			Rushing					Receiving				
Date/Opp.	**GP**	**GS**	**No.**	**Yards**	**Avg.**	**LG**	**TD**	**No.**	**Yards**	**Avg.**	**LG**	**TD**
9/8 vs. OAK					NOT ON TEAM							
9/15 vs. MIA					NOT ON TEAM							
9/22 @ SF					NOT ON TEAM							
9/29 @ JAX					NOT ON TEAM							
10/6 vs. SEA					NOT ON TEAM							
10/14 @ SD					NOT ON TEAM							
10/20 vs. DEN					NOT ON TEAM							
11/3 @ HOU					NOT ON TEAM							
11/10 vs. STL					NOT ON TEAM							
11/14 @ TEN					NOT ON TEAM							
11/24 @ ARZ					INACTIVE							
12/1 vs. TEN	1	0	0	0	0.0	0	0	0	0	0.0	0	0
12/8 @ CIN	1	0	0	0	0.0	0	0	0	0	0.0	0	0
12/15 vs. HOU					INJURED RESERVE							
12/22 @ KC					INJURED RESERVE							
12/29 vs. JAX												
2013 TOTALS	**2**	**0**	**0**	**0**	**0.0**	**0**	**0**	**0**	**0**	**0.0**	**0**	**0**

2013 GAME-BY-GAME RETURN STATISTICS

Date/Opp.	**GP**	**GS**	**PR**	**FC**	**Yards**	**Avg.**	**LG**	**TD**	**KR**	**Yards**	**Avg.**	**LG**	**TD**
9/8 vs. OAK						NOT ON TEAM							
9/15 vs. MIA						NOT ON TEAM							
9/22 @ SF						NOT ON TEAM							
9/29 @ JAX						NOT ON TEAM							
10/6 vs. SEA						NOT ON TEAM							
10/14 @ SD						NOT ON TEAM							
10/20 vs. DEN						NOT ON TEAM							
11/3 @ HOU						NOT ON TEAM							
11/10 vs. STL						NOT ON TEAM							
11/14 @ TEN						NOT ON TEAM							
11/24 @ ARZ						INACTIVE							
12/1 vs. TEN	1	0	3	3	29	9.7	18	0	2	45	22.5	25	0
12/8 @ CIN	1	0	1	1	0	0.0	0	0	4	86	21.5	27	0
12/15 vs. HOU						INJURED RESERVE							
12/22 @ KC						INJURED RESERVE							
12/29 vs. JAX						INJURED RESERVE							
2013 TOTALS	**2**	**0**	**4**	**4**	**29**	**7.3**	**18**	**0**	**6**	**131**	**21.8**	**27**	**0**

CAREER REGULAR SEASON STATISTICS

			Rushing					Receiving				
Year	**GP**	**GS**	**No.**	**Yards**	**Avg.**	**LG**	**TD**	**No.**	**Yards**	**Avg.**	**LG**	**TD**
2013 IND	2	0	0	0	0.0	0	0	0	0	0.0	0	0
2012 PIT	16	0	26	102	3.9	19	2	14	60	4.3	14	0
TOTAL	**18**	**0**	**26**	**102**	**3.9**	**19**	**2**	**14**	**60**	**4.3**	**14**	**0**

CAREER REGULAR SEASON RETURN STATISTICS

Year	**GP**	**GS**	**PR**	**FC**	**Yards**	**Avg.**	**LG**	**TD**	**KR**	**Yards**	**Avg.**	**LG**	**TD**
2013 IND	2	0	4	4	29	7.3	18	0	6	131	21.8	27	0
2012 PIT	16	0	3	0	16	5.3	13	0	39	1,035	26.5	68	0
TOTAL	**18**	**0**	**7**	**4**	**45**	**6.4**	**18**	**0**	**45**	**1,166**	**25.9**	**68**	**0**



CORY REDDING

Defensive End 6-4 318 Texas

NFL Exp: 11 (2nd Year with Colts)
How Acquired: UFA – 2012 (BAL)
Born: 11/15/80
GP/GS (Postseason): 160/130 (6/5)

90

CAREER TRANSACTIONS:

- Signed by the Colts as an unrestricted free agent on March 14, 2012.
- Signed by the Baltimore Ravens as an unrestricted free agent on March 22, 2010.
- Traded to the Seattle Seahawks by Detroit along with a fifth-round pick on March 14, 2009.
- Originally selected by the Detroit Lions in the third-round (66th overall) of the 2003 NFL Draft.

PRO CAREER:

- Was the recipient of Indianapolis' 2013 Ed Block Courage Award.
- Was named the Colts Man of the Year in 2012 for his leadership on and off the field.
- Compiled a string of 66 consecutive starts from 2004-08 with Detroit as well as being named a team captain for the Lions in 2006 and 2007.
- Secured a fumble recovery, which he returned 13 yards for a touchdown in Baltimore's Divisional Playoff game at Pittsburgh (1/15/11).

2013 (COLTS):

- Made a start at defensive end in the team's regular season opener against Oakland (9/8) and finished the game with four tackles (two solo).
- Started at defensive end in a Week 2 loss against Miami (9/15), but did not record a tackle.
- Started at defensive end in the team's Week 3 win at San Francisco (9/22). Posted four tackles (three solo), one pass defensed and split the team's second sack of the game with Robert Mathis when the duo dropped Colin Kaepernick in the fourth quarter. The quarterback takedown marked career sack number 28.0.
- In a Week 4 victory at Jacksonville (9/29), started at defensive end and compiled four tackles (three solo) and 1.0 sack for a loss of three yards. Was part of a defense that held the Jaguars to three points and 40 net rushing yards.
- In his 150th career game, tallied three tackles in the team's Week 5 victory against Seattle (10/6).
- Started at defensive end in a Week 6 loss at San Diego (10/14) and finished with four tackles and 1.0 sack. The sack came on third down and led to a Chargers field goal. The quarterback takedown was number 2.5 on the season and 30.0 for his career.
- Totaled one tackle in the team's Week 7 victory against Denver (10/20), starting at defensive end.
- In a Week 9 victory at Houston (11/3), started at defensive end and compiled three tackles.
- Started at defensive end in a Week 10 loss against St. Louis (11/10) and contributed with three tackles and one tackle for loss.
- Finished with 1.0 sack in a Week 11 victory at Tennessee (11/14). Sacked Titans quarterback Ryan Fitzpatrick on the first play of the game, which was number 3.5 this season and the 31st of his career.
- In a Week 12 loss at Arizona (11/24), started at defensive end and compiled one solo tackle.
- Posted seven tackles (five solo) and one tackle for loss making a start at defensive end in the team's Week 13 victory against Tennessee (12/1).
- Started at defensive end in a Week 14 loss at Cincinnati (12/8) and finished with two stops and one tackle for loss.
- In a Week 15 victory against Houston (12/15), totaled one tackle, one tackle for loss and one pass defensed starting at defensive end.
- Started at defensive end in a Week 16 victory at Kansas City (12/22) and recovered his first fumble of the season and the 11th of his career while adding one tackle and 1.0 sack.
- Was listed as inactive for the regular season finale against Jacksonville (12/29).
- Started at defensive end during the team's Wild Card Playoff win against Kansas City (1/4) and finished with four solo tackles. Contributed with a key tackle on the goal line during a third down, which forced a Chiefs field goal in the first quarter.

2012 (COLTS):

- Started all 14 games he played in and was inactive for two games.
- Totaled 46 tackles (25 solo), four passes defensed, 2.0 sacks and one fumble recovery.
- Earned the Colts Man of the Year award for his leadership on and off the field.
- Against Minnesota (9/16), totaled seven tackles, one pass defensed and one fumble recovery, the 10th of his career. The recovery led to a 26-yard field goal.
- Against Green Bay (10/7) finished the game with his third career multiple-sack performance (2.0) as well as adding six tackles.
- In a 23-20 victory over Miami (11/4), and finished with six tackles. Part of a defensive line that limited the Dolphins to 84 net rushing yards.
- Collared four tackles and one pass defensed at Jacksonville (11/8) while limiting the Jaguars to 37 rushing yards.
- Contributed with four tackles and one tackle for loss starting at defensive end in the team's 35-33 win at Detroit (12/2).
- Finished with five tackles and one tackle for loss, starting at defensive end in the team's loss at Houston (12/16).
- Started at defensive end in the team's AFC Wild Card Playoff loss at Baltimore (1/6). Finished first on the defensive line with six tackles (four solo) while adding his first career postseason forced fumble.

2011 (RAVENS):

- In 15 games (11 starts) with the Ravens, tallied 43 tackles (29 solo), 4.5 sacks, one fumble recovery and two passes defensed.
- His sack total was the second-highest for a single season behind his career-high of 8.0 set in 2006.
- Part of a Ravens defense that finished third in the league in total defense (288.9), second against the run (92.6) and fourth against the pass (196.3).
- Compiled two tackles, 1.0 sack and one pass defensed at St. Louis (9/25).
- Totaled five tackles and a single-game career-high 2.5 sacks against San Francisco (11/24).
- Notched five tackles and 1.0 sack against Indianapolis (12/11).

2010 (RAVENS):

- Competed in 15 games (11 starts) with Baltimore and finished the season with 38 tackles (29 solo), 3.0 sacks, a career-high four passes defensed and his first

REDDING SINGLE-GAME HIGHS

Tackles:	10, two times (Last: vs. NYG 11/18/07)
Sacks:	2.5 vs. SF (11/24/11)
FF:	1, four times (Last: at Dal 12/31/06)
FR:	1, 11 times (Last: at K.C. 12/22/12)

career interception.
- Recorded two solo tackles and 1.0 sack for a defense that allowed just 39 net rushing yards against Denver (10/10).
- Totaled two solo tackles, a career-high two passes defensed and his first career interception against New Orleans (12/19). Was part of a defensive unit that held the Saints to 27 total rushing yards.
- Posted two tackles, half of a sack and a fumble recovery, which he returned 13 yards for a touchdown in the team's AFC Divisional Playoff game at Pittsburgh (1/15).

2009 (SEAHAWKS):
- With Seattle, saw action in 15 games with three starts and totaled 20 tackles (18 solo), 2.0 sacks and tied a career-high with two fumble recoveries.
- Registered two tackles and one fumble recovery against Jacksonville (10/11).
- Contributed with 1.0 sack and two solo stops at Minnesota (11/22).
- Notched two solo tackles and 1.0 sack at St. Louis (11/29).

2008 (LIONS):
- In his last season with Detroit, started 12-of-13 games and netted 66 tackles (42 solo) and 3.0 sacks before being placed on Injured Reserve with a knee injury on December 12.
- Recorded a season-high eight tackles (four solo) and half of a sack at Minnesota (10/12).
- Garnered six tackles (five solo) and 1.0 sack at Houston (10/19).
- Posted seven tackles (four solo) and half of a sack against Washington (10/26).

2007 (LIONS):
- Started all 16 games with the Lions and totaled a career-high 78 tackles (47 solo), 1.0 sack, one pass defensed and two fumble recoveries.
- Established a career-high with 10 stops (eight solo) against Minnesota (9/16).
- Tied a career-high with 10 tackles (eight solo) vs. the New York Giants (11/18).
- Tallied seven tackles (five solo) and 1.0 sack against Kansas City (12/23).

2006 (LIONS):
- Started all 16 games with Detroit and recorded 70 tackles, a career-high 8.0 sacks, two forced fumbles, one fumble recovery and one pass defensed.
- Finished with five tackles and 1.0 sack against Buffalo (10/15).
- Posted five tackles (three solo), a career-high 2.0 sacks and one forced fumble against San Francisco (11/12).
- Netted six tackles, 1.0 sack and one forced fumble in the season finale at Dallas (12/31).

2005 (LIONS):
- Started all 16 games and totaled 42 tackles (29 solo), 1.0 sack, one forced fumble and one fumble recovery.
- Collected four tackles (three solo) at Tampa Bay (10/2).
- Registered five solo stops and 1.0 sack against Chicago (10/30).
- Finished with four tackles (three solo) against Atlanta (11/24).

2004 (LIONS):
- Started all 16 games and collared 41 tackles (37 solo), 3.0 sacks and two fumble recoveries.
- Recorded one tackle and 1.0 sack at the New York Giants (10/24).
- Compiled five tackles (four solo) at Jacksonville (11/14).
- Posted two solo tackles and 1.0 sack against Minnesota (12/19).

2003 (LIONS):
- Competed in nine games during his rookie season and finished the year with nine tackles (eight solo) and one pass defensed.
- Participated in his first career NFL game, posting one solo tackle against Minnesota (9/21).
- Netted two tackles at Seattle (11/16).
- Recorded a season-high four tackles (three solo) and his first career pass defensed at Kansas City (12/14).

COLLEGE:
- A two-time First Team All-Big 12 Conference selection as a junior and senior (2001-02) at Texas.
- Competed in every game, including a string of 35 consecutive starts and finished his collegiate career with 201 tackles (123 solo), 21.0 sacks, 53 tackles for loss, one interception, six passes defensed, six forced fumbles and three fumble recoveries.
- Was one-of-four finalists for the Lombardi Award and inaugural Hendricks Award. Was on the Nagurski Award watch list as a senior.
- Named an Honorable Mention All-Big 12 selection as a sophomore.

PERSONAL:
- Attended North Shore High School in Galena Park, Texas and was named *USA Today's* National Defensive Player of the Year and consensus All-America as a senior.
- In his final prep season, recorded 215 tackles (103 solo), 15.0 sacks, 22 tackles for loss, six forced fumbles, five fumble recoveries and four interceptions.
- Was named the nation's top linebacker by *Parade* and earned First Team Associated Press All-State and Texas Sports Writers Association honors.
- Named the Texas Class 5A Defensive Player of the Year.
- Won the state Class 5A title in discus as a junior and senior.
- The Cory Redding Foundation is a nonprofit organization dedicated to helping communities and individuals reach for and achieve success. The foundation's website is www.coryreddingfoundation.org.
- Annually hosts a non-contact football camp in Houston for 300-plus youth and, through sponsorship, is able to provide charitable grants to worthy nonprofit organizations.
- The Cory and Priscilla Redding Family Scholarship benefits in perpetuity the College of Education at the University of Texas at Austin.
- Born in Houston.

2013 GAME-BY-GAME STATISTICS

Date/Opp.	GP	GS	Solo	Asst.	Total	Sacks	PD	FF	FR	INT	Yds	Avg.	LG	TD
9/8 vs. OAK	1	1	2	2	4	0.0	0	0	0	0	0	0.0	0	0
9/15 vs. MIA	1	1	0	0	0	0.0	0	0	0	0	0	0.0	0	0
9/22 @ SF	1	1	3	1	4	0.5	1	0	0	0	0	0.0	0	0
9/29 @ JAX	1	1	3	1	4	1.0	3	0	0	0	0	0.0	0	0
10/7 vs. SEA	1	1	2	1	3	0.0	0	0	0	0	0	0.0	0	0
10/14 @ SD	1	1	3	1	4	1.0	0	0	0	0	0	0.0	0	0
10/20 vs. DEN	1	1	1	0	1	0.0	0	0	0	0	0	0.0	0	0
11/3 @ HOU	1	1	1	2	3	0.0	0	0	0	0	0	0.0	0	0
11/10 vs. STL	1	1	3	0	3	0.0	0	0	0	0	0	0.0	0	0
11/14 @ TEN	1	1	1	0	1	1.0	0	0	0	0	0	0.0	0	0
11/24 @ ARZ	1	1	1	0	1	0.0	0	0	0	0	0	0.0	0	0
12/1 vs. TEN	1	1	5	2	7	0.0	0	0	0	0	0	0.0	0	0
12/8 @ CIN	1	1	1	1	2	0.0	0	0	0	0	0	0.0	0	0
12/15 vs. HOU	1	1	0	1	1	0.0	1	0	0	0	0	0.0	0	0
12/22 @ KC	1	1	1	0	1	1.0	0	0	1	0	0	0.0	0	0
12/29 vs. JAX							INACTIVE							
2013 TOTALS	**15**	**15**	**27**	**12**	**39**	**4.5**	**5**	**0**	**1**	**0**	**0**	**0.0**	**0**	**0**

2013 POSTSEASON GAME-BY-GAME STATISTICS

Date/Opp.	GP	GS	Solo	Asst.	Total	Sacks	PD	FF	FR	INT	Yds	Avg.	LG	TD
1/4 vs. KC	1	1	4	0	4	0	0	0	0	0	0	0	0	0
1/11 @ NE														
TOTAL	**1**	**1**	**4**	**0**	**4**	**0.0**	**0**	**0**	**0**	**0**	**0**	**0.0**	**0**	**0**

CAREER REGULAR SEASON STATISTICS

Year	GP	GS	Solo	Asst.	Total	Sacks	PD	FF	FR	INT	Yds	Avg.	LG	TD
2013 IND	15	15	27	12	39	4.5	5	0	1	0	0	0.0	0	0
2012 IND	14	14	25	21	46	2.0	4	0	1	0	0	0.0	0	0
2011 BAL	15	11	29	14	43	4.5	2	0	1	0	0	0.0	0	0
2010 BAL	15	11	29	9	38	3.0	4	0	0	1	0	0.0	0	0
2009 SEA	15	3	18	2	20	2.0	0	0	2	0	0	0.0	10	0
2008 DET	13	12	42	24	66	3.0	0	0	0	0	0	0.0	0	0
2007 DET	16	16	47	31	78	1.0	1	0	2	0	0	0.0	0	0
2006 DET	16	16	40	30	70	8.0	0	2	1	0	0	0.0	0	0
2005 DET	16	16	29	13	42	1.0	4	1	1	0	0	0.0	0	0
2004 DET	16	16	37	4	41	3.0	0	1	2	0	0	0.0	0	0
2003 DET	9	0	8	1	9	0.0	1	0	0	0	0	0.0	0	0
TOTAL	**160**	**130**	**331**	**161**	**492**	**32.0**	**21**	**4**	**11**	**1**	**0**	**0.0**	**10**	**0**

CAREER POSTSEASON STATISTICS

Year	GP	GS	Solo	Asst.	Total	Sacks	PD	FF	FR	INT	Yds	Avg.	LG	TD
2013 IND	1	1	4	0	4	0.0	0	0	0	0	0	0.0	0	0
2012 IND	1	1	4	2	6	0.0	0	1	0	0	0	0.0	0	0
2011 BAL	2	1	3	2	5	0.0	1	0	0	0	0	0.0	0	0
2010 BAL	2	2	0	2	2	0.5	0	0	1	0	0	0.0	0	0
TOTAL	**6**	**5**	**11**	**6**	**17**	**0.5**	**1**	**1**	**1**	**0**	**0**	**0.0**	**0**	**0**

ADDITIONAL STATISTICS: Recorded a 13-yard fumble recovery for a



JOE REITZ

Guard 6-7 323 Western Michigan

NFL Exp: 3 (3rd Year with Colts)
How Acquired: FA – 2010
Born: 8/24/85
GP/GS (Postseason): 33/20 (0/0)

76

CAREER TRANSACTIONS:
- Elevated to the Colts 53-man roster from the practice squad on January 8, 2011.
- Signed to the Indianapolis practice squad on September 19, 2010.
- Claimed off waivers by the Colts from Miami on September 8, 2010 and was waived on September 15, 2010.
- Claimed off waivers by Miami on September 5, 2010 and was waived on September 7, 2010.
- Signed as a free agent with Baltimore on January 19, 2010 and was waived on September 4, 2010.
- Signed to the Ravens practice squad on September 7, 2009.
- Signed as a free agent with Baltimore on January 20, 2009 and was waived on September 5, 2009.
- Signed to the Ravens practice squad on September 3, 2008 and was waived on October 1, 2008.
- Originally signed as an undrafted free agent by Baltimore on May 9, 2008 and was waived on September 2, 2008.

2013 (COLTS):
- Was listed as active, but did not play in the team's regular season opener against Oakland (9/8).
- Competed on special teams in the team's Week 2 loss against Miami (9/15).
- Earned a start against San Francisco (9/22) in Week 3 when the Colts opened in a tackle eligible set. Helped the Colts rush for 184 net yards while providing time for quarterback Andrew Luck to throw for 159 yards. Was part of an offensive line that allowed only 1.0 sack in the victory.
- Saw action on the offensive line in a Week 4 victory at Jacksonville (9/29). Assisted a Colts rushing attack that totaled 157 net yards while providing time for quarterback Andrew Luck to total 257 passing yards and two touchdowns.
- Was part of an offensive line that provided time for the Colts to register 317 total net yards in a victory against Seattle (10/6). Also blocked for a rushing attack that recorded 109 net yards, the team's fifth consecutive contest with 100-plus rushing yards.
- Competed on an offensive line that provided rushing lanes for the Colts to total 74 rushing yards in a Week 6 loss at San Diego (10/14). Also blocked for quarterback Andrew Luck who threw for 202 yards.
- Was part of an offensive line that blocked for quarterback Andrew Luck to throw for 228 yards while recording four total touchdowns in the team's Week 7 win against Denver (10/20). Also blocked for a rushing attack that registered 121 yards.
- Participated on the offensive line and on special teams during a Week 9 victory at Houston (11/3). Provided time for quarterback Andrew Luck to throw for 271 yards and three touchdowns in the win.
- Participated on an offensive line that assisted the Colts in totaling 406 net yards in a Week 10 loss against St. Louis (11/10). Also blocked for quarterback Andrew Luck who threw for 353 yards.
- Opened rushing lanes for the Colts to generate 137 rushing yards in a win at Tennessee (11/14). Provided time for the Colts offense to record 366 net yards as quarterback Andrew Luck threw for 232 yards while rushing for one touchdown.
- In a Week 12 loss at Arizona (11/24), was part of an offensive line that assisted the Colts in totaling 239 net yards and 159 net passing yards.
- Was part of an offensive line that blocked for the Colts to finish with 104 rushing yards in a Week 13 win against Tennessee (12/1). Also provided time for quarterback Andrew Luck to throw for 200 yards in the win.
- Started at left guard in a Week 14 loss at Cincinnati (12/8). Was part of an offensive line that did not allow a sack and provided time for quarterback Andrew Luck to throw for 326 yards and four touchdowns.
- Made a start at right guard in a Week 15 victory against Houston (12/15), but left the game with a concussion following the opening offensive possession.
- Listed as inactive for a Week 16 victory at Kansas City (12/22).
- Was inactive for a Week 17 win against Jacksonville (12/29).
- Listed as inactive for the team's Wild Card Playoff victory against Kansas City (1/4).

2012 (COLTS):
- Competed in nine games (eight starts) and was inactive for seven contests.
- Competed in his first game of the season as a reserve on the offensive line at Tennessee (10/28).
- Made his first start of the season at left guard against Miami (11/4) and provided time for quarterback Andrew Luck to set an NFL rookie record for passing yards in a single game (433).
- Started at left guard at New England (11/18) and blocked for a Colts offense to total 448 yards of net offense.
- Started at left guard and assisted the Colts in totaling 459 net yards at Detroit (12/2). Left the game in the second quarter with a head injury.
- Started at left guard and opened rushing lanes for running back Vick Ballard to total a season-high 105 yards in the team's loss at Houston (12/16).
- Blocked for quarterback Andrew Luck to throw for 205 yards and set a new NFL record for passing yards by a rookie in the team's victory at Kansas City (12/23) starting at left guard.
- Listed as inactive for the team's Wild Card Playoff loss at Baltimore (1/6).

2011 (COLTS):
- Competed in 11 games (nine starts) while being inactive for another five contests.
- Made his NFL debut at Houston (9/11), starting at left guard.
- Started against Cleveland (9/18) and provided rushing lanes for the Colts to total 110 yards.
- Provided time for quarterback Curtis Painter to establish career highs in passing yards (281), touchdowns (two) and passer rating (99.4) at Tampa Bay (10/3).
- Started at left guard against Tennessee (12/18) and helped open rushing lanes for running back Donald Brown to set a career-high with 161 rushing yards on 16 carries.

2010 (COLTS):
- Was inactive for the season opener at Houston (9/12) and spent the remainder of the regular season on the practice squad.
- Was elevated to the 53-man roster for the team's AFC Wild Card Playoff game against the New York Jets (1/8), but was inactive.

2009 (RAVENS):
• Spent the entire season on the Ravens practice squad.

2008 (RAVENS):
• Spent a portion of the season on the Ravens practice squad before being placed on Injured Reserve on October 1, 2008.

COLLEGE:
• Was offered a football scholarship, but decided to play basketball at Western Michigan.
• Started 126-of-128 career games and finished third in school history in scoring (1,713 points) and rebounding (939).
• Named a three-time All-MAC and two-time Academic All-America selection.
• Holds a degree in finance.

PERSONAL:
• Attended Hamilton Southeastern High School in Fishers, Ind.
• Was a three-year letterwinner in football and basketball.
• Was the first player in school history to be named an *Indianapolis Star* Indiana All-Star in basketball.
• Earned county player of the year honors and was an all-state choice as a senior.
• Visited Riley Hospital for Children to spread cheer during the holidays.
• Supported the NFL Charities Celebrity Bowling Classic as a part of Super Bowl XLVI.
• Active in Christian outreach efforts and Indianapolis CYO programs.
• Reitz and his wife, Jill, have one daughter, Juliana, and one son, AJ. They reside in Fishers, Ind.

CAREER GP/GS (POSTSEASON):
2013 IND: 13/3 (0/0)
2012 IND: 9/8 (0/0)
2011 IND: 11/9
2010 IND: 0/0 (0/0)
2009 BAL: 0/0
2008 BAL: 0/0
TOTAL: 33/20 (0/0)



TRENT RICHARDSON

Running Back 5-9 225 Alabama

NFL Exp: 2
How Acquired: T - 2013 (CLE)
Born: 7/10/90
GP/GS (Postseason): 31/25 (1/0)

34

CAREER TRANSACTIONS:
• Acquired by the Colts in a trade with the Cleveland Browns in exchange for the Colts first-round selection in the 2014 NFL Draft on September 18, 2013.
• Selected by the Browns in the first round (third overall) of the 2012 NFL Draft.

PRO CAREER:
• As a rookie in 2012, started all 15 games he played in and led the team with 950 yards rushing and 11 touchdowns on 267 carries. Also caught 51 passes for 367 yards and a touchdown.
• Set Browns rookie records in rushing yards (950), rushing touchdowns (11), scrimmage yards (1,317) and total touchdowns (12).
• Named to *USA Today's* All-Joe Team in 2012.

2013 (BROWNS/COLTS):
• In the regular season opener against Miami (9/8), rushed for 47 yards on 13 carries and caught two passes for 30 yards.
• Rushed for 58 yards on 18 carries and caught five passes for 21 yards at Baltimore (9/15).
• In a Week 3 victory at San Francisco (9/22), logged 13 carries for 35 yards and one touchdown in his debut with the Colts. His first carry was a one-yard touchdown in the first quarter, which made him the first Colt player to score a touchdown on his first rushing attempt with the Colts since Gordon Brown on October 4, 1987.
• Made his first career start as a member of the Colts and scored his second touchdown in as many games on a one-yard carry in the second quarter at Jacksonville (9/29). The score gave Indianapolis a 17-3 advantage. Finished the game with 20 carries for 60 yards and one score while adding one reception for six yards.
• Led the Colts in rushing with 18 carries for 56 yards in the team's Week 5 victory against Seattle (10/6). Contributed with a long carry of 16 yards and tallied 20 yards on the team's second to last offensive possession to run the clock in the fourth quarter.
• In a Week 6 loss at San Diego (10/14), started at running back and led the team in rushing with 10 carries for 40 yards while adding one catch for 13 yards.
• In the team's Week 7 victory against Denver (10/20), led the team in rushing with 14 carries for 37 yards. Also provided time for quarterback Andrew Luck to throw for 228 yards while recording four total touchdowns in the win.
• Started at running back during the team's Week 9 comeback victory at Houston (11/3). Compiled eight carries for 20 yards while adding two receptions for 33 yards (16.5 avg.) and a long catch of 24 yards.
• Caught three passes for 33 yards, including a long reception of 20 yards in a Week 10 loss against St. Louis (11/10). Also registered five carries for two yards.
• In a Week 11 victory at Tennessee (11/14), started at running back and registered eight carries for 22 yards while adding five catches for 31 yards. His five receptions tied for the fourth-most in a single game in his career.
• Started at running back in a Week 12 loss at Arizona (11/24) and totaled seven carries for 15 yards while adding two receptions for 11 yards.
• In a Week 13 win against Tennessee (12/1), saw action at running back and contributed with five carries for 19 yards.
• Tallied 20 rushing yards and finished second on the team in receiving with five catches for a career-high 68 yards, including a long reception of 22 yards in a Week 14 loss at Cincinnati (12/8).
• In a Week 15 victory against Houston (12/15) set a season-high and led the Colts in rushing yards (64). Also contributed with four receptions for 38 yards and one touchdown. The score was his first receiving touchdown of the season and the second of his career. Added his longest rush of the season with a 22-yard gain in the fourth quarter.
• Finished with 16 carries for 43 yards and three receptions for 15 yards in a Week 16 victory at Kansas City (12/22).
• In a Week 17 victory against Jacksonville (12/29), recorded eight carries for 25 yards and one touchdown while contributing with two receptions for 17 yards. The touchdown was the team's second in as many possessions to open the contest marking the first time since a Week 1 meeting against the Raiders that Indianapolis scored touchdowns on its opening two drives.
• Participated in his first career postseason game during the team's Wild Card Playoff victory against Kansas City (1/4). Totaled one carry for zero yards and a fumble. Also provided protection in the backfield for quarterback Andrew Luck to throw for 443 yards and four touchdowns.

2012 (BROWNS):
• Started all 15 games he played in and led the team with 950 yards rushing and 11 touchdowns on 267 carries. Also caught 51 passes for 367 yards and a touchdown.
• The rushing total ranked 10th in the AFC, topped all AFC rookies and was third among NFL rookies.
• The rushing total set a Browns rookie record, surpassing the previous record of 942 yards by Jim Brown (1957).
• The reception total was second on the team, third among AFC running backs and seventh among NFL running backs.
• The reception total was third among NFL rookies, trailing only Kendall Wright (64) and Justin Blackmon (64).
• Tallied a team-high 54 first downs (36 rushing, 18 receiving), which ranked fourth among all rookies.
• Amassed 1,317 yards from scrimmage, which ranked third among NFL rookies and set a Browns single-season rookie record.
• Tied for second among all NFL rookies in total touchdowns (12), along with Doug Martin, trailing only Alfred Morris (13).
• His 11 rushing touchdowns marked the most ever by a Browns rookie, surpassing the previous mark of nine by Jim Brown in 1957.
• His 12 total scores were the most by a Browns rookie, eclipsing the previous record of 10 set by both Jim Brown and Eric Metcalf (1989).
• His 72 points were the most-ever by a Browns rookie, surpassing the previous mark of 66 by kicker Jerry Kauric (1990).
• Had three 100-yard rushing games, which tied for the most by a Browns rookie, along with William Green (2002).
• Named to USA Today's All-Joe Team.
• Registered his first career 100-yard rushing performance and first career touchdowns at Cincinnati (9/16) after rushing for 109 yards and a touchdown and catching four passes for 36 yards and a score. It marked the first time a Browns

RICHARDSON SINGLE-GAME HIGHS

Att:	29 vs. PIT (11/25/12)
Yards:	122 vs. S.D. (10/28/12)
TDs:	2, two times (Last: vs. WAS 12/16/12)
LG:	32t at CIN (9/16/12)

rookie rushed for 100 yards since Lee Suggs ran for 186 yards against Cincinnati on December 28, 2003. Was voted the Pepsi MAX Rookie of the Week for his performance.
• Over the course of Weeks 2-5, became the first Brown to have a rushing touchdown in four straight games since Peyton Hillis in 2010 and was the first Browns rookie ever to do it.
• Rushed for a career-high 122 yards with a 26-yard touchdown against San Diego (10/28). The rushing total marked the most by a Browns rookie since Lee Suggs ran for 186 yards at Cincinnati on December 28, 2003
• Rushed for 105 yards on 25 attempts and caught a team-high six passes totaling 31 yards against Baltimore (11/4). Joined Jacksonville's Fred Taylor (128 on 9/20/98) as the only rookies to rush for 100 yards against the Ravens.
• Joined Earnest Byner (1984) and Bobby Mitchell (1958) as the only Browns rookies to register consecutive 100-yard rushing games.
• Totaled two rushing touchdowns against Kansas City (12/9) and against Washington (12/16).

COLLEGE:

• Started 15-of-38 career games at the University of Alabama (2009-2011).
• Totaled 3,130 career rushing yards on 540 attempts (5.8 avg.) with 35 rushing touchdowns.
• Added 68 receptions for 730 yards and seven touchdowns.
• Returned 28 kickoffs for 720 yards (25.7 avg.) and one touchdown.
• Ranks among the Crimson Tide career leaders in rushing yards per attempt (second), 100-yard rushing performances (second), rushing touchdowns (third) and rushing yards (fifth).
• Helped the school capture national championships in 2009 and 2011.
• As a junior in 2011, set Alabama single-season records for rushing yards (1,679), rushing touchdowns (21) and all-purpose yards (2,083), while tying a school-best with 144 points and 24 total touchdowns.
• Winner of the Doak Walker award for the nation's top running back and was a Heisman Trophy finalist.
• Named the Southeastern Conference Offensive Player of the Year and earned unanimous First Team All-SEC honors.
• Ranked third on the team with 29 receptions for 338 yards and three touchdowns.
• As a sophomore in 2010, totaled 112 rushing attempts for 700 yards with six touchdowns while adding 23 receptions for 266 yards and four touchdowns.
• As a freshman in 2009, recorded 751 rushing yards on 145 attempts with eight touchdowns and 16 receptions for 126 yards.

PERSONAL:

• Attended Escambia High School in Pensacola, Fla.
• Finished his senior season with 225 carries for 2,090 rushing yards and 26 touchdowns.
• Eclipsed the 400-yard single-game rushing plateau twice, including a school-record 419 yards on 26 carries.
• Also competed in track and captured the state's weightlifting championship (219-pound class).
• Has two daughters (Taliyah and Elevera).
• Majored in general studies.

2013 GAME-BY-GAME STATISTICS

			Rushing					Receiving				
Date/Opp.	GP	GS	No.	Yards	Avg.	LG	TD	No.	Yards	Avg.	LG	TD
*9/8 vs. MIA	1	1	13	47	3.6	10	0	2	30	15.0	18	0
*9/15 @ BAL	1	1	18	58	3.2	9	0	5	21	4.2	9	0
9/22 @ SF	1	0	13	35	2.7	7	1	0	0	0.0	0	0
9/29 @ JAX	1	1	20	60	3.0	12	1	1	6	6.0	6	0
10/6 vs. SEA	1	1	18	56	3.1	16	0	0	0	0.0	0	0
10/14 @ SD	1	1	10	40	4.0	12	0	1	13	13.0	13	0
10/20 vs. DEN	1	1	14	37	2.6	8	0	0	0	0.0	0	0
11/3 @ HOU	1	1	8	20	2.5	7	0	2	33	16.5	24	0
11/10 vs. STL	1	1	5	2	0.4	5	0	3	33	11.0	20	0
11/14 @ TEN	1	1	8	22	2.8	7	0	5	31	6.2	14	0
11/24 @ ARZ	1	1	7	15	2.1	8	0	2	11	5.5	8	0
12/1 vs. TEN	1	0	5	19	3.8	11	0	0	0	0.0	0	0
12/8 @ CIN	1	0	6	20	3.3	8	0	5	68	13.6	22	0
12/15 vs. HOU	1	0	19	64	3.4	22	0	4	38	9.5	18	1
12/22 @ KC	1	0	16	43	2.7	6	0	3	15	5.0	9	0
12/29 vs. JAX	1	0	8	25	3.1	9	1	2	17	8.5	11	0
2013 TOTALS	**16**	**10**	**188**	**563**	**3.0**	**22**	**3**	**35**	**316**	**9.0**	**24**	**1**
2013 CLE	**2**	**2**	**31**	**105**	**3.4**	**10**	**0**	**7**	**51**	**7.3**	**18**	**0**
2013 IND	**14**	**8**	**157**	**458**	**2.9**	**22**	**3**	**28**	**265**	**9.5**	**13**	**1**

2013 POSTSEASON GAME-BY-GAME STATISTICS

			Rushing					Receiving				
Date/Opp.	GP	GS	No.	Yards	Avg.	LG	TD	No.	Yards	Avg.	LG	TD
1/4 vs. KC	1	0	1	0	0.0	0	0	0	0	0.0	0	0
1/11 @ NE												
TOTAL	**1**	**0**	**1**	**0**	**0.0**	**0**	**0**	**0**	**0**	**0.0**	**0**	**0**

CAREER REGULAR SEASON STATISTICS

			Rushing					Receiving				
Year	GP	GS	No.	Yards	Avg.	LG	TD	No.	Yards	Avg.	LG	TD
2013 CLE/IND	16	10	188	563	3.0	22	3	35	316	9.0	24	1
2012 CLE	15	15	267	950	3.6	32t	11	51	367	7.2	27	1
TOTAL	**31**	**25**	**455**	**1,513**	**3.3**	**32t**	**14**	**86**	**683**	**7.9**	**27**	**2**

*** Games played with the Cleveland Browns**

CAREER POSTSEASON STATISTICS

			Rushing					Receiving				
Year	GP	GS	No.	Yards	Avg.	LG	TD	No.	Yards	Avg.	LG	TD
2013 IND	1	0	1	0	0.0	0	0	0	0	0.0	0	0
TOTAL	**1**	**0**	**1**	**0**	**0.0**	**0**	**0**	**0**	**0**	**0.0**	**0**	**0**



DA'RICK ROGERS

Wide Receiver 6-3 215 Tennessee Tech

NFL Exp: Rookie
How Acquired: FA – 2013
Born: 6/18/91
GP/GS (Postseason): 5/3 (1/0)

16

CAREER TRANSACTIONS:

- Signed from the Colts practice squad to the active roster on November 11, 2013.
- Signed to the Colts practice squad on September 25, 2013.
- Waived by the Colts on September 24, 2013.
- Signed to the active roster from the practice squad on September 19, 2013.
- Signed to the Colts practice squad on September 2, 2013.
- Waived by the Buffalo Bills on August 26, 2013.
- Signed by the Bills as an undrafted free agent on April 29, 2013.

2013 (COLTS):

- Listed as inactive for the team's Week 3 contest at San Francisco (9/22).
- Was inactive for the team's Week 11 victory at Tennessee (11/14).
- Listed as inactive for a Week 12 loss at Arizona (11/24).
- Competed in his first career NFL contest in a Week 13 meeting against Tennessee (12/1), but did not record a catch.
- In a Week 14 loss at Cincinnati (12/8), led the Colts in receiving with six catches for 107 yards and two touchdowns. Became the first Colts undrafted player to record 100-plus receiving yards and two receiving touchdowns in a single game. Also became the fourth rookie and the first undrafted rookie in the NFL in 2013 to record 100-plus receiving yards and two receiving touchdowns in a single game. Made his first career reception in the second quarter on a seven-yard gain from quarterback Andrew Luck. Scored his first career touchdown on a 69-yard slant pass from Luck in the third quarter to cut Cincinnati's lead to 21-7. Tallied his first career multiple-touchdown game following his two-yard score in the fourth quarter. Along with LaVon Brazill became the sixth Colts pair in franchise history to record two receiving touchdowns apiece in a single game and the first since Marvin Harrison and Brandon Stokley notched three touchdowns each at Detroit on November 25, 2004.
- Made his first career start at wide receiver during a Week 15 victory against Houston (12/15). Totaled two receptions for 23 yards and added one rush for no gain.
- Started his second career game at wide receiver in a Week 16 win at Kansas City (12/22). Caught four passes for 42 yards, including a long catch of 17 yards.
- In a Week 17 victory against Jacksonville (12/29), started at wide receiver and registered two catches for 20 yards.
- Participated in his first career postseason contest in a Wild Card Playoff victory against Kansas City (1/4). Caught one pass for 46 yards in the third quarter. The catch led to a Colts touchdown on the next play.

COLLEGE:

- In three collegiate seasons, posted 139 receptions for 2,100 yards and 21 touchdowns in 36 games played.
- Played two seasons at the University of Tennessee (2010-11) before transferring to Tennessee Tech for one year (2012).
- As a junior in 2012, tied the Tennessee Tech single-season record for receiving touchdowns (10), while finishing third in receptions (61) and fourth in receiving yards (893).
- As a sophomore in 2011, started all 12 games and led the Southeastern Conference with 67 receptions for 1,040 yards and ranked second with nine receiving touchdowns.
- Became just the sixth player in Tennessee history to post a 1,000-yard receiving season en route to earning Associated Press First Team All-SEC honors.
- His 5.6 catches per game and 86.7 yards per game both ranked second in the SEC.
- His six 100-yard receiving games tied for the third-most in a single season in Tennessee history, while his 67 catches ranked sixth, 1,040 yards ranked fifth and nine touchdowns tied for seventh.
- Posted three games with multiple touchdowns and two games with career-high 10 catches.
- Had a touchdown catch in five consecutive games, one shy of the school record.
- In 2010, was one-of-seven true freshman on the team to play in all 13 games.
- Ranked fourth on the team with 582 all-purpose yards.
- Caught 11 passes for 167 yards and two touchdowns while rushing 16 times for 117 yards. Also returned 12 kickoffs for 298 yards (24.8 avg.).

PERSONAL:

- Full Name is Da'Rick Jamal Rogers.
- Pronounced: DAY-rick.
- Born in Atlanta, Ga.
- Majored in arts and sciences at Tennessee.

ROGERS SINGLE-GAME HIGHS

Rec:	6 at CIN (12/8/13)
Yards:	107 at CIN (12/8/13)
TDs:	2 at CIN (12/8/13)
LG:	69t at CIN (12/8/13)

2013 GAME-BY-GAME STATISTICS

			Receiving					Rushing				
Date/Opp.	**GP**	**GS**	**No.**	**Yards**	**Avg.**	**LG**	**TD**	**No.**	**Yards**	**Avg.**	**LG**	**TD**
9/8 vs. OAK					PRACTICE SQUAD							
9/15 vs. MIA					PRACTICE SQUAD							
9/22 @ SF					INACTIVE							
9/29 @ JAX					PRACTICE SQUAD							
10/6 vs. SEA					PRACTICE SQUAD							
10/14 @ SD					PRACTICE SQUAD							
10/20 vs. DEN					PRACTICE SQUAD							
11/3 @ HOU					PRACTICE SQUAD							
11/10 vs. STL					PRACTICE SQUAD							
11/14 @ TEN					INACTIVE							
11/24 @ ARZ					INACTIVE							
12/1 vs. TEN	1	0	0	0	0.0	0	0	0	0	0.0	0	0
12/8 @ CIN	1	0	6	107	17.8	69t	2	0	0	0.0	0	0
12/15 vs. HOU	1	1	2	23	11.5	12	0	1	0	0.0	0	0
12/22 @ KC	1	1	4	42	10.5	17	0	0	0	0.0	0	0
12/29 vs. JAX	1	1	2	20	10.0	10	0	0	0	0.0	0	0
2013 TOTALS	**5**	**3**	**14**	**192**	**13.7**	**69t**	**2**	**1**	**0**	**0.0**	**0**	**0**

2013 POSTSEASON GAME-BY-GAME STATISTICS

			Receiving					Rushing				
Date/Opp.	**GP**	**GS**	**No.**	**Yards**	**Avg.**	**LG**	**TD**	**No.**	**Yards**	**Avg.**	**LG**	**TD**
1/4 vs. KC	1	0	1	46	46.0	46	0	0	0	0.0	0	0
1/11 @ NE												
TOTAL	1	0	1	46	46.0	46	0	0	0	0.0	0	0

CAREER REGULAR SEASON STATISTICS

			Receiving					Rushing				
Year	**GP**	**GS**	**No.**	**Yards**	**Avg.**	**LG**	**TD**	**No.**	**Yards**	**Avg.**	**LG**	**TD**
2013 IND	5	3	14	192	13.7	69t	2	1	0	0.0	0	0
TOTAL	**5**	**3**	**14**	**192**	**13.7**	**69t**	**2**	**1**	**0**	**0.0**	**0**	**0**

CAREER POSTSEASON STATISTICS

			Receiving					Rushing				
Year	**GP**	**GS**	**No.**	**Yards**	**Avg.**	**LG**	**TD**	**No.**	**Yards**	**Avg.**	**LG**	**TD**
2013 IND	1	0	1	46	46.0	46	0	0	0	0.0	0	0
TOTAL	**1**	**0**	**1**	**46**	**46.0**	**46**	**0**	**0**	**0**	**0.0**	**0**	**0**

SAMSON SATELE

Center, 6-3 300 Hawaii

NFL Exp: 7 (2nd Year with Colts)
How Acquired: UFA – 2012 (OAK)
Born: 11/29/84
GP/GS (Postseason): 102/98 (3/3)

64

CAREER TRANSACTIONS:

- Signed by the Colts as an unrestricted free agent on March 21, 2012.
- Traded to the Oakland Raiders by the Miami Dolphins on March 23, 2009.
- Originally selected by the Miami Dolphins in the second-round (60th overall) of the 2007 NFL Draft.

2013 (COLTS):

- In the team's regular season opener against Oakland (9/8), started at center and provided time for quarterback Andrew Luck to throw for two touchdowns and rush for one score. Also opened lanes for the Colts rushing attack to generate 127 yards.
- Started at center against Miami (9/15) in Week 2 and opened rushing lanes for the offense to generate a 5.1 rushing average. Also blocked for quarterback Andrew Luck to throw for 321 yards and one touchdown.
- Listed as inactive for the team's Week 3 contest at San Francisco (9/22).
- Was inactive for the team's Week 4 victory at Jacksonville (9/29).
- Started at center and assisted the Colts in totaling 317 net yards and 109 net rushing yards in a Week 5 victory against Seattle (10/6). Provided time for quarterback Andrew Luck to throw for 229 yards and two touchdowns in the win.
- In a Week 6 loss at San Diego (10/14), blocked for a Colts rushing attack that compiled 74 yards. Also provided time for quarterback Andrew Luck to throw for 202 yards.
- In a Week 7 win against Denver (10/20), assisted quarterback Andrew Luck in throwing for 228 yards while tying his single-game career-high with four total touchdowns (three passing, one rushing). Also blocked for the Colts to post 121 rushing yards, the team's sixth contest of over 100-yards this year.
- Started at center during the team's Week 9 comeback victory at Houston (11/3) and provided time for quarterback Andrew Luck to throw for 271 yards and three touchdowns.
- Assisted the Colts offense in totaling 406 net yards in a Week 10 loss against St. Louis (11/10) starting at center. Also blocked for quarterback Andrew Luck who threw for 353 yards.
- Was part of an offensive line that opened rushing lanes for the Colts to tally 137 rushing yards in a Week 11 victory at Tennessee (11/14). Also provided time for the Colts to finish with 366 net yards as quarterback Andrew Luck threw for 232 yards in the win.
- Started at center in a Week 12 loss at Arizona (11/24) and was part of an offensive line that helped the Colts total 239 net yards and 159 net passing yards. Also caught one pass for no gain.
- In a Week 13 win against Tennessee (12/1), provided time for the Colts to rush for 104 yards, the team's eighth 100-yard rushing performance this season. Started at center and also blocked for quarterback Andrew Luck who threw for 200 yards in the victory.
- Competed in his 100th career contest during a Week 14 loss at Cincinnati (12/8). Started at center and was part of an offensive line that did not allow a sack. Blocked for a Colts offense that totaled 389 net yards as quarterback Andrew Luck threw for 326 yards and four touchdowns.
- Listed as inactive for a Week 15 victory against Houston (12/15).
- Started at center in a Week 16 victory at Kansas City (12/22) and opened rushing lanes for the Colts to total 135 yards, the team's 10th 100-plus-yard rushing performance this season. Blocked for quarterback Andrew Luck to throw for 241 yards and one touchdown.
- In a Week 17 victory against Jacksonville (12/29), started at center and assisted a Colts offense that totaled 379 yards of net offense as quarterback Andrew Luck threw for 282 yards and one touchdown in the win. Was part of an offensive line that only allowed 1.0 sack.
- Started at center during the team's Wild Card Playoff win against Kansas City (1/4) and was part of an offensive line that assisted a Colts offense that recorded 536 total net yards, which set a franchise record for a postseason game and tied for the ninth-most in NFL postseason history. The offensive line only allowed 1.0 sack in the contest. Also blocked for quarterback Andrew Luck who threw for 443 yards and four touchdowns, which were both the second-highest totals for a postseason game in team history.

2012 (COLTS):

- Started all 11 games he appeared in, was inactive for four games and was active but did not play in one game.
- Blocked for quarterback Andrew Luck to generate 309 passing yards at Chicago (9/9).
- Blocked for a Colts offensive attack to finish with 457 net yards and a season-high 171 rushing yards at Tennessee (10/21).
- Against Miami (11/4), started at center and was part of an offensive line that helped the offense total 516 net yards and 419 net passing yards.
- Provided time for the Colts to record 448 yards of net offense (119 yards rushing and 329 yards passing) at New England (11/18).
- Provided time for the Colts to total 459 net yards starting at center at Detroit (12/2). Blocked for Andrew Luck to throw for 391 passing yards and four touchdowns in the win.
- Started at center in the team's AFC Wild Card Playoff loss at Baltimore (1/6) and blocked for Andrew Luck to throw for 288 yards as the offense registered 419 net yards.

2011 (RAIDERS):

- With the Raiders, started all 15 contests he participated in.
- Opened holes for running back Darren McFadden to compile 171 yards and two touchdowns against the New York Jets (9/25).
- Blocked for Darren McFadden to record 157 yards and one touchdown at San Diego (11/10).
- Blocked for Raiders quarterback Carson Palmer to throw for 345 yards and one touchdown against Detroit (12/18).
- Provided time for Carson Palmer to generate 417 passing yards in the season finale against San Diego (1/1).

2010 (RAIDERS):

- Saw action in all 16 games (15 starts) and helped the Raiders offense rank second in the NFL in rushing.
- Part of an offensive line that helped set a franchise record by averaging 4.9 yards per rushing attempt.
- Blocked for an offense that generated three games with 500-plus yards of total offense.
- Part of a record-breaking offensive performance, helping the team amass 508 yards of total offense and team records for points (59), touchdowns (eight) and rushing touchdowns (five) at Denver (10/24).

- Provided time for the Raiders to compile 545 yards of total offense (310 passing yards from quarterback Jason Campbell and 111 rushing yards for Darren McFadden) against Seattle (10/31).
- Part of an offense that registered 502 yards of offense while not allowing a sack against Denver (12/19).

2009 (RAIDERS):
- Competed in 15 games (12 starts) at center and special teams for Oakland.
- Made his Raiders debut on special teams against San Diego (9/14).
- Blocked for an offense that accumulated 224 passing yards and 116 rushing yards against Philadelphia (10/18).
- Opened holes for the Raiders to record 182 rushing yards against Kansas City (11/15).
- Provided time for the Raiders to throw for 308 passing yards and three touchdowns in a victory at Pittsburgh (12/6).
- Aided Oakland running backs in totaling a season-high 241 yards rushing on 34 carries at Denver (12/20).

2008 (DOLPHINS):
- With the Dolphins, started all 16 games at center.
- Helped Miami rank 10th in the NFL in passing and 11th in rushing.
- Started at center and saw his first career action at guard in a reserve role against San Francisco (12/14).
- Made his playoff debut against Baltimore (1/4), starting at center in the team's AFC Wild Card Playoff game.

2007 (DOLPHINS):
- In his rookie season with the Dolphins, started all 16 games at center and became the first rookie in Dolphins history to start every regular season game at center.
- Became just the fourth NFL rookie in a decade to start every game at center.
- Selected to NFL All-Rookie teams by several media outlets.
- Participated in every offensive snap in 15-of-16 regular season contests.
- Made his first career start at Washington (9/9).

COLLEGE:
- A four-year letterwinner at Hawaii where he started all 53 games he played during his collegiate career, marking a streak that was the longest among active players in college football in 2006.
- Served as a team captain during his senior season and started all 12 games at center.
- A First Team All-Western Athletic Conference selection.
- Helped spearhead an offense that led the nation in total offense (559.2 ypg.), passing offense (441.3 ypg.) and scoring (46.9 ppg.).
- Was a first-team All-WAC pick as a junior and helped Hawaii rank second in the nation in passing offense (384.3 ypg.).

PERSONAL:
- Attended Kailua (Hawaii) High School and was a first-team all-state offensive lineman as a senior.
- A three-time letterwinner in basketball and track, performing the shot put and discus.
- Named the school's athlete of the year as a junior.
- Participated in the Colts Community Ticket Block program by donating 10 tickets per game to youth organizations.
- Born in Kailua, Hawaii.

CAREER GP/GS (POSTSEASON):
2013 IND: 13/13 (1/1)
2012 IND: 11/11 (1/1)
2011 OAK: 15/15
2010 OAK: 16/15
2009 OAK: 15/12
2008 MIA: 16/16 (1/1)
2007 MIA: 16/16
TOTAL: 102/98 (3/3)

WESLYE SAUNDERS

Tight End 6-5 261 South Carolina

NFL Exp: 3 (2nd Year with Colts)
How Acquired: FA – 2012
Born: 1/16/89
GP/GS (Postseason): 33/11 (2/1)

47

CAREER TRANSACTIONS:

- Signed by the Colts as a free agent on October 29, 2013.
- Waived by the Colts on July 25, 2013.
- Signed by the Colts as a free agent on October 16, 2012.
- Waived by the Pittsburgh Steelers on October 12, 2012.
- Signed by the Steelers as an undrafted free agent on July 26, 2011.

2013 (COLTS):

- Signed by the Colts as a free agent on October 29, 2013.
- Was listed as inactive for the team's Week 9 victory at Houston (11/3).
- Listed as inactive for a Week 10 loss against St. Louis (11/10).
- Saw his first action of the season at tight end during the team's Week 11 victory at Tennessee (11/14). Caught one pass for 11 yards in the second quarter.
- Started his first game of the season at tight end in a Week 12 loss at Arizona (11/24). Was targeted twice, but did not finish with a catch.
- Listed as inactive for a Week 13 win against Tennessee (12/1).
- Caught one pass for 11 yards in a Week 14 loss at Cincinnati (12/8).
- In a Week 15 victory against Houston (12/15), assisted a Colts offense that rushed for 152 yards. Also participated on special teams and finished with one tackle.
- Recorded one catch for six yards in a Week 16 victory at Kansas City (12/22).
- Saw action at tight end and caught one pass for 18 yards in a Week 17 victory against Jacksonville (12/29).
- Was listed as inactive for the team's Wild Card Playoff victory against Kansas City (1/4).

2012 (COLTS):

- Played in 11 games (four starts) and recorded two receptions for 15 yards.
- Competed in his first career game as a member of the Colts against Cleveland (10/21).
- Caught his first pass as a member of the Colts, an 11-yard gain in the fourth quarter, at Tennessee (10/28).
- Started his first game as a member of the Colts at tight end against Miami (11/4).
- Started at tight end at Jacksonville (11/8) and blocked for a Colts rushing attack to generate 138 yards.
- Saw action at tight end against Buffalo (11/25) and caught one pass for four yards in the victory.
- Saw action on offense during the team's AFC Wild Card Playoff loss at Baltimore (1/6) and did not record a catch.

2011 (STEELERS):

- Played in 16 games (six starts) and caught four passes for 29 yards and a touchdown.
- Scored his first career touchdown at Kansas City (11/27).
- Caught his first career pass at Indianapolis (9/25).
- Blocked for Steelers rushers to gain 174 yards on the ground vs. Tennessee (10/9).
- Made his first career start at tight end and helped block for Steelers rushers to gain 185 yards on the ground, including running back Rashard Mendenhall's 146 yards and one touchdown against Jacksonville (10/16).
- Started and helped block for the Steelers offense to gain 445 total yards at Arizona (10/23).
- Started at tight end in his first career postseason contest in an AFC Wild Card Playoff game at Denver (1/8).

COLLEGE:

- Played in 36 games (13 starts) at South Carolina and finished his career with 60 receptions for 718 yards and six touchdowns.
- As a junior in 2009, played in 12 games (10 starts) and was named to the Mackey Award preseason watch list.
- Named an All-SEC selection by Phil Steele.
- Ranked third on the squad with 32 receptions, while logging 353 yards receiving with three touchdowns.
- As a sophomore in 2008, appeared in all 13 games, making three starts. Caught 16 passes for 214 yards and three touchdowns.
- As a freshman in 2007, garnered Freshman All-SEC honors by the The Sporting News, was a Sporting News Honorable Mention Freshman All-America selection and was a CollegeFootballNews.com Third Team Freshman All-America choice.
- Played in 11 games and caught 12 passes for 151 yards.

PERSONAL:

- Played tight end and defensive end for Riverside High School in Durham, N.C.
- Helped the Pirates reach the 4-AA state championship game.
- Finished the season 11-5 after starting the year 3-4.
- Caught 58 passes for 718 yards with seven touchdowns. Also had 242 yards rushing with 10 scores on 32 carries.
- Logged 86 tackles and 8.0 sacks as a defensive end.
- Was a Shrine Bowl participant.
- Was an all-region and all-conference selection as a junior after recording 20 catches for 308 yards and six touchdowns at tight end and 52 tackles, 4.0 sacks, 14 tackles for loss and two forced fumbles at defensive end.
- Son of Barry Saunders, a columnist for the Raleigh News-Observer.

SAUNDERS SINGLE-GAME HIGHS

Rec:	1, 10 times (Last: vs. JAX 12/29/13)
Yards:	18 vs. JAX (12/29/13)
TDs:	1 at KC (11/27/11)
LG:	18 vs. JAX (12/29/13)

2013 GAME-BY-GAME STATISTICS

			Receiving					Rushing				
Date/Opp.	**GP**	**GS**	**No.**	**Yards**	**Avg.**	**LG**	**TD**	**No.**	**Yards**	**Avg.**	**LG**	**TD**
9/8 vs. OAK						NOT ON TEAM						
9/15 vs. MIA						NOT ON TEAM						
9/22 @ SF						NOT ON TEAM						
9/29 @ JAX						NOT ON TEAM						
10/6 vs. SEA						NOT ON TEAM						
10/14 @ SD						NOT ON TEAM						
10/20 vs. DEN						NOT ON TEAM						
11/3 @ HOU						INACTIVE						
11/10 vs. STL						INACTIVE						
11/14 @ TEN	1	0	1	14	14.0	14	0	0	0	0.0	0	0
11/24 @ ARZ	1	1	0	0	0.0	0	0	0	0	0.0	0	0
12/1 vs. TEN						INACTIVE						
12/8 @ CIN	1	0	1	11	11.0	11	0	0	0	0.0	0	0
12/15 vs. HOU	1	0	0	0	0.0	0	0	0	0	0.0	0	0
12/22 @ KC	1	0	1	6	6.0	6	0	0	0	0.0	0	0
12/29 vs. JAX	1	0	1	18	18.0	18	0	0	0	0.0	0	0
2013 TOTALS	**6**	**1**	**4**	**49**	**12.3**	**18**	**0**	**0**	**0**	**0.0**	**0**	**0**

2013 POSTSEASON GAME-BY-GAME STATISTICS

			Receiving					Rushing				
Date/Opp.	**GP**	**GS**	**No.**	**Yards**	**Avg.**	**LG**	**TD**	**No.**	**Yards**	**Avg.**	**LG**	**TD**
1/4 vs. KC						INACTIVE						
1/11 @ NE												
TOTAL	0	0	0	0	0.0	0	0	0	0	0.0	0	0

CAREER REGULAR SEASON STATISTICS

			Receiving					Rushing				
Year	**GP**	**GS**	**No.**	**Yards**	**Avg.**	**LG**	**TD**	**No.**	**Yards**	**Avg.**	**LG**	**TD**
2013 IND	6	1	4	49	12.3	18	0	0	0	0.0	0	0
2012 IND	11	4	2	15	7.5	11	0	0	0	0.0	0	0
2011 PIT	16	6	4	29	7.3	14	1	0	0	0.0	0	0
TOTAL	**33**	**11**	**10**	**93**	**9.3**	**18**	**1**	**0**	**0**	**0.0**	**0**	**0**

CAREER POSTSEASON STATISTICS

			Receiving					Rushing				
Year	**GP**	**GS**	**No.**	**Yards**	**Avg.**	**LG**	**TD**	**No.**	**Yards**	**Avg.**	**LG**	**TD**
2013 IND	0	0	0	0	0.0	0	0	0	0	0.0	0	0
2012 IND	1	0	0	0	0.0	0	0	0	0	0.0	0	0
2011 PIT	1	1	0	0	0.0	0	0	0	0	0.0	0	0
TOTAL	**2**	**1**	**0**	**0**	**0.0**	**0**	**0**	**0**	**0**	**0.0**	**0**	**0**

SPECIAL TEAMS TACKLES: 1 (2013 - 1)

KELVIN SHEPPARD

Inside Linebacker 6-2 256 LSU

NFL Exp: 3 (1st Year With Colts)
How Acquired: TR – 2013 (BUF)
Born: 1/2/88
GP/GS (Postseason): 47/31 (1/1)

59

CAREER TRANSACTIONS:

- Acquired by the Colts in a trade with the Buffalo Bills in exchange for linebacker Jerry Hughes on April 29, 2013.
- Originally selected by the Bills in the third-round (68th overall) of the 2011 NFL Draft.

2013 (COLTS):

- Made his first start in a Colts uniform at MIKE linebacker in the team's regular season opener against Oakland (9/8). Finished the game with nine tackles (four solo).
- Posted one tackle in the team's Week 2 loss against Miami (9/15).
- Started at MIKE linebacker filling in for an injured Pat Angerer at San Francisco (9/22) in Week 3. Finished with five tackles (two solo) and one pass defensed in the victory.
- Competed at linebacker during the team's Week 4 victory at Jacksonville (9/29), but did not record a tackle. Was part of a defense that limited the Jaguars to three points and 40 total net rushing yards.
- In the team's Week 5 victory against Seattle (10/6), competed at both linebacker and on special teams and finished with one special teams tackle.
- Filled in at linebacker for an injured Jerrell Freeman in a Week 6 loss at San Diego and tallied seven tackles and 1.0 sack. Brought down Philip Rivers in the fourth quarter to force a punt. The sack was his first of the season and the third of his career.
- In a Week 7 win against Denver (10/20), totaled one tackle while assisting on special teams.
- Competed at linebacker and on special teams during a Week 9 victory at Houston (11/3). Did not record a tackle in the contest.
- Registered two tackles and one tackle for loss in the team's Week 10 meeting against St. Louis (11/10).
- Listed as inactive for the team's Week 11 win at Tennessee (11/14).
- In a Week 12 loss at Arizona (11/24), saw action at linebacker and finished with six tackles (four solo).
- Made a start at MIKE linebacker in a Week 13 victory against Tennessee (12/1) and finished with six tackles. Also saw action on special teams and logged one stop.
- Started at MIKE linebacker in a Week 14 loss at Cincinnati (12/8) and totaled eight tackles (six solo). Also competed on special teams and finished with one tackle.
- In a Week 15 victory against Houston (12/15), started at MIKE linebacker and registered five tackles (three solo).
- Finished with four tackles making a start at MIKE linebacker in a Week 16 victory at Kansas City (12/22).
- Started at MIKE linebacker in a Week 17 win against Jacksonville (12/29) and finished with eight tackles (five solo).
- Competed in his first career playoff game, starting at MIKE linebacker during the team's Wild Card Playoff win against Kansas City (1/4). Finished with six tackles (four solo) and one fumble recovery. The recovery came following a Robert Mathis sack-forced fumble and the Colts scored a touchdown on the ensuing offensive possession.

2012 (BILLS):

- Played in all 16 games (15 starts) and recorded 77 tackles (53 solo), 2.0 sacks and one pass defensed.
- Totaled eight tackles (five solo) at the New York Jets (9/9).
- Recorded his first NFL sack to go along with four solo tackles against Kansas City (9/16).
- Posted a team-high nine tackles (seven solo) at Arizona (10/14).
- Totaled eight tackles and a special teams tackle against Tennessee (10/21).
- Tied for a team-high with six tackles against Miami (11/15).
- Produced five tackles, a pass defensed and one special teams tackle against St. Louis (12/9).
- Led all linebackers with seven tackles (six solo) and produced his second sack of the season against Seattle (12/16).
- Led Bills linebackers with six solo tackles at Miami (12/23).
- Totaled eight tackles (six solo) against the New York Jets (12/30).

2011 (BILLS):

- Appeared in all 16 games (nine starts) and totaled 61 tackles (42 solo) and one pass defensed.
- Made his NFL debut at Kansas City (9/11) and recovered a fumble on the opening kickoff. Became the first Bills rookie with a fumble recovery on NFL Kickoff Weekend since 1976.
- Made his first career start against Washington (10/30).
- Recorded seven tackles against the New York Jets (11/6).
- Tallied seven tackles at Miami (11/20). Credited with a safety after tackling running back Daniel Thomas in the end zone.
- Established a career-high 14 tackles at San Diego (12/11).
- Produced seven tackles and one special teams stop against Denver (12/24).
- Posted three defensive tackles and three special teams tackles at New England (1/1/12).

COLLEGE:

- Was a three-year starter at linebacker, playing in 53 games (30 starts) for the LSU Tigers.
- Finished his collegiate career ranked ninth in school history with 311 tackles.
- Posted back-to-back 100-plus tackle campaigns in both his junior and senior years.
- As a senior in 2010, earned All-SEC first-team honors.
- Started all 13 games and led the Tigers for a second-straight year with an SEC third-best 116 tackles (46 solo). Also added 11.0 tackles for a loss, 4.0 sacks, two forced fumbles and a pair of fumble recoveries.
- Was a member of a defense that ranked among the top 12 in the nation in pass defense (10th, 169.8 yards per game), scoring defense (11th, 18.2 points per game) and total defense (12th, 307.2 yards per game).
- Registered double-digit tackles in six games.
- As a junior in 2009, started 12-of-13 games and led the team and ranked fourth in the SEC with 110 tackles. Also recorded 8.5 tackles for a loss, 1.0 sack and one interception.

SHEPPARD SINGLE-GAME HIGHS

Tackles:	14 at SD (12/11/11)
Sacks:	1.0, three times (Last: at SD 10/14/13)
FF:	0
FR:	1 at KC 9/11/11

- As a sophomore in 2008, made five starts in 13 games, finishing second on the team with 64 tackles to go along with 4.5 tackles for loss, a half of a sack, two passes defensed and a forced fumble.
- Set a career-high with 17 tackles against Ole Miss.
- As a redshirt freshman in 2007, saw action in all 14 games, amassing 21 tackles, 2.0 tackles for loss, a pair of forced fumbles and a pass defensed.

PERSONAL:

- Attended Stephenson High School in Stone Mountain, Ga.
- As a senior, helped lead his team to a 12-2 record as he posted 102 tackles, 10.0 sacks, one interception return for a touchdown, two forced fumbles and a fumble recovery.
- Ran the 200-meter dash and placed as a regional and county finalist in the shot put.
- Named to the *Atlanta Journal-Constitution* Georgia Top 50.
- Majored in general studies at LSU.

2013 GAME-BY-GAME STATISTICS

Date/Opp.	GP	GS	Solo	Asst.	Total	Sacks	PD	FF	FR	INT	Yds	Avg.	LG	TD
9/8 vs. OAK	1	1	4	5	9	0.0	0	0	0	0	0	0.0	0	0
9/15 vs. MIA	1	0	1	0	1	0.0	0	0	0	0	0	0.0	0	0
9/22 @ SF	1	1	2	3	5	0.0	1	0	0	0	0	0.0	0	0
9/29 @ JAX	1	0	0	0	0	0.0	0	0	0	0	0	0.0	0	0
10/6 vs. SEA	1	0	0	0	0	0.0	0	0	0	0	0	0.0	0	0
10/14 @ SD	1	0	5	2	7	1.0	0	0	0	0	0	0.0	0	0
10/20 vs. DEN	1	0	0	1	1	0.0	0	0	0	0	0	0.0	0	0
11/3 @ HOU	1	0	0	0	0	0.0	0	0	0	0	0	0.0	0	0
11/10 vs. STL	1	0	2	0	2	0.0	0	0	0	0	0	0.0	0	0
11/14 @ TEN	INACTIVE													
11/24 @ ARZ	1	0	4	2	6	0.0	0	0	0	0	0	0.0	0	0
12/1 vs. TEN	1	1	4	2	6	0.0	0	0	0	0	0	0.0	0	0
12/8 @ CIN	1	1	6	2	8	0.0	0	0	0	0	0	0.0	0	0
12/15 vs. HOU	1	1	3	2	5	0.0	0	0	0	0	0	0.0	0	0
12/22 @ KC	1	1	2	2	4	0.0	0	0	0	0	0	0.0	0	0
12/29 vs. JAX	1	1	5	3	8	0.0	0	0	0	0	0	0.0	0	0
2013 TOTALS	**15**	**7**	**38**	**24**	**62**	**1.0**	**1**	**0**	**0**	**0**	**0**	**0.0**	**0**	**0**

2013 POSTSEASON GAME-BY-GAME STATISTICS

Date/Opp.	GP	GS	Solo	Asst.	Total	Sacks	PD	FF	FR	INT	Yds	Avg.	LG	TD
1/4 vs. KC	1	1	4	2	6	0.0	0	0	1	0	0	0.0	0	0
1/11 @ NE														
TOTAL	**1**	**1**	**4**	**2**	**6**	**0.0**	**0**	**0**	**1**	**0**	**0**	**0.0**	**0**	**0**

CAREER REGULAR SEASON STATISTICS

Year	GP	GS	Solo	Asst.	Total	Sacks	PD	FF	FR	INT	Yds	Avg.	LG	TD
2013 IND	15	7	38	24	62	1.0	1	0	0	0	0	0.0	0	0
2012 BUF	16	15	53	24	77	2.0	1	0	0	0	0	0.0	0	0
2011 BUF	16	9	42	19	61	0.0	1	0	0	0	0	0.0	0	0
TOTAL	**47**	**31**	**133**	**67**	**200**	**3.0**	**3**	**0**	**0**	**0**	**0**	**0.0**	**0**	**0**

SPECIAL TEAMS TACKLES: 15 (2013 - 3, 2012 - 3, 2011 - 9)

CAREER POSTSEASON STATISTICS

Year	GP	GS	Solo	Asst.	Total	Sacks	PD	FF	FR	INT	Yds	Avg.	LG	TD
2013 IND	1	1	4	2	6	0.0	0	0	1	0	0	0.0	0	0
TOTAL	**1**	**1**	**4**	**2**	**6**	**0.0**	**0**	**0**	**1**	**0**	**0**	**0.0**	**0**	**0**



LAWRENCE SIDBURY

Outside Linebacker 6-3 269 Richmond

NFL Exp: 5 (1st Year With Colts)
How Acquired: UFA – 2013 (ATL)
Born: 2/6/86
GP/GS (Postseason): 48/0 (1/0)

52

CAREER TRANSACTIONS:
- Placed on Injured Reserve on August 25, 2013.
- Signed by the Colts as an unrestricted free agent on March 13, 2013.
- Selected by the Atlanta Falcons in the fourth-round (125th overall) of the 2009 NFL Draft.

PRO CAREER:
- In four seasons with the Falcons, compiled 12 tackles (eight solo) and 5.0 sacks. Set a career-high with 4.0 sacks in 2011.
- Competed in all 16 games as a rookie and totaled four tackles, 1.0 sack, one fumble recovery and one touchdown.
- Logged his first career sack against Philadelphia (12/6/09).
- Posted one tackle against Buffalo (12/27/09) and added one fumble recovery, which he returned 11 yards for his first career touchdown.

2013 (COLTS):
- Placed on Injured Reserve on August 25, 2013.

2012 (FALCONS):
- Saw action in 10 games and recorded one tackle.
- Was inactive for five games and was active but did not play in one game.
- Recorded one tackle at San Diego (9/23).

2011 (FALCONS):
- Played in all 16 games as a reserve defensive end. Recorded seven tackles (four solo) and tied for second on the team with a career-high 4.0 sacks. Also notched four tackles for loss.
- Collected his second career sack at Chicago (9/11) while adding two solo tackles.
- Logged his second sack of the season against Green Bay (10/9).
- Posted 2.0 sacks against Minnesota (11/27).
- Tallied one tackle for loss against Tampa Bay (1/1/12).
- Contributed with one tackle in Atlanta's Wild Card Playoff loss at the New York Giants (1/8).

2010 (FALCONS):
- Appeared in six games as a reserve on defense, but did not record a tackle.
- Was inactive for 10 games.

2009 (FALCONS):
- Competed in all 16 games, and totaled four tackles, 1.0 sack and one fumble recovery returned for a touchdown.
- Logged three tackles, including his first career sack against Philadelphia (12/6).
- Posted one tackle against Buffalo (12/27) and added one fumble recovery, which he returned 11 yards for his first career touchdown.

COLLEGE:
- Started 31-of-52 games at Richmond and recorded 145 tackles (71 solo), 20.5 sacks, 38 tackles for loss, four forced fumbles, two fumble recoveries and four passes defensed.
- His 20.5 career collegiate sacks rank fourth in school history and his 11.5 sacks in 2008 placed him third on the school's single-season record list.
- Set the NCAA record for the most sacks in a playoff game against Montana in a 2008 FCS title game (4.0) victory.

PERSONAL:
- Attended Oxon Hill (Md.) High School and earned all-state, all-metro, all-county and all-league honors as a senior. Served as a team captain in his final two seasons.
- A member of the Washington, D.C. Golden 11 team and played in the Prince Georges County All-Star Game.
- Received academic accolades and was an honor roll student as part of the science and tech program.
- Spoke to the incoming 2010 rookies at the second annual Atlanta Falcons Rookie Club Kickoff Dinner Presented by United Healthcare of Georgia about the importance of giving back to the community and participating in all of the Rookie Club community initiatives.
- Participated in NFL Network's Keep Gym in School event at Camp Creek Middle School in Atlanta in September of 2010.
- In November of 2010, visited the Georgia Aquarium and participated in fish arts & crafts with disabled children from Challenged Child & Friends in Gainesville, Ga.
- A native of Clinton, Md.

SIDBURY SINGLE-GAME HIGHS

Tackles:	3 vs. PHI (12/6/09)
Sacks:	2.0 vs. MIN (11/27/11)
FF:	0
FR:	1 vs. BUF 12/27/09

CAREER REGULAR SEASON STATISTICS

Year	GP	GS	Solo	Asst.	Total	Sacks	PD	FF	FR	INT	Yds	Avg.	LG	TD
2012 ATL	10	0	0	1	1	0.0	0	0	0	0	0	0.0	0	0
2011 ATL	16	0	4	3	7	4.0	0	0	0	0	0	0.0	0	0
2010 ATL	6	0	0	0	0	0.0	0	0	0	0	0	0.0	0	0
2009 ATL	16	0	4	0	4	1.0	0	0	1	0	0	0.0	0	0
TOTAL	**48**	**0**	**8**	**4**	**12**	**5.0**	**0**	**0**	**1**	**0**	**0**	**0.0**	**0**	**0**

ADDITIONAL STATISTICS: Returned a fumble recovery 11 yards for a touchdown vs. Buffalo (12/27/09)

CAREER POSTSEASON STATISTICS

Year	GP	GS	Solo	Asst.	Total	Sacks	PD	FF	FR	INT	Yds	Avg.	LG	TD
2011 ATL	1	0	1	0	1	0.0	0	0	0	0	0	0.0	0	0
TOTAL	**1**	**0**	**1**	**0**	**1**	**0.0**	**0**	**0**	**0**	**0**	**0**	**0.0**	**0**	**0**

ANDY STUDEBAKER

Outside Linebacker 6-3 248 Wheaton

NFL Exp: 6 (1st Year With Colts)
How Acquired: FA – 2013
Born: 9/16/85
GP/GS (Postseason): 81/8 (2/0)

58

CAREER TRANSACTIONS:
• Signed by the Colts as a free agent on October 9, 2013.
• Released by the Jacksonville Jaguars on September 1, 2013.
• Signed by the Jaguars on August 13, 2013.
• Released by the Kansas City Chiefs on April 1, 2013.
• Signed by the Chiefs from the Philadelphia Eagles practice squad on November 19, 2008.
• Signed to the Eagles practice squad on September 1, 2008.
• Waived by the Eagles on August 30, 2008.
• Selected by the Eagles in the sixth round (203rd overall) of the 2008 NFL Draft.

2013 (COLTS):
• Spent the preseason with the Jaguars before being released on September 1, 2013.
• Signed by the Colts as a free agent on October 9, 2013.
• In his first game as a member of the Colts, competed at linebacker and on special teams during the team's Week 6 loss at San Diego (10/14). Finished with one tackle.
• Competed at linebacker and on special teams in a Week 7 win against Denver (10/20). Contributed with one stop.
• Participated at linebacker and on special teams during a Week 9 victory at Houston (11/3) and totaled one special teams tackle.
• Finished with one tackle and one special teams stop in a Week 10 loss against St. Louis (11/10).
• In a Week 11 victory at Tennessee (11/14), saw action on special teams and tallied one tackle.
• Saw action at linebacker and on special teams during a Week 12 loss at Arizona (11/24). Finished with one tackle and two special teams stops.
• In a Week 13 win against Tennessee (12/1), participated on special teams and finished with two tackles.
• Competed at linebacker and on special teams during a Week 14 loss at Cincinnati (12/8). Finished with one tackle, one pass defensed and one special teams stop.
• Participated at linebacker and on special teams during a Week 15 victory against Houston (12/15). Finished with one quarterback hurry and five special teams tackles.
• In a Week 16 victory at Kansas City (12/22), saw action at linebacker and on special teams. Finished with one tackle and one special teams stop.
• Saw action at linebacker and on special teams in a Week 17 victory against Jacksonville (12/29). Recorded two special teams stops in the win.
• Finished with two special teams tackles during the team's Wild Card Playoff victory against Kansas City (1/4).

2012 (CHIEFS):
• Played in 16 games (one start), recording four tackles (three solo) and five special teams tackles.
• Started at right outside linebacker against Atlanta (9/9), recording two tackles (one solo) and one special teams tackle.
• Recorded one solo tackle and saw action on special teams at Cleveland (12/9).
• Recorded one solo tackle and played on special teams against Indianapolis (12/23).

2011 (CHIEFS):
• Played in 16 games with five starts, tallying 10 tackles (nine solo), including one for a loss, a fumble recovery, a forced fumble and seven special teams tackles.
• Posted three solo tackles, including one for a loss and a fumble recovery against San Diego (10/31).

2010 (CHIEFS):
• Played in 16 games and set or tied career highs with 18 tackles (13 solo), 2.5 sacks and two passes defensed.
• Ranked second on the team with 17 special teams tackles.

2009 (CHIEFS):
• Appeared in 16 games (two starts) and made 17 tackles (13 solo), two interceptions, three passes defensed, 13 special teams tackles and one kickoff return for eight yards.
• Finished second among all NFL linebackers with 96 interception return yards.
• Contributed with five tackles, two passes defensed and the first two interceptions of his career when he picked off Ben Roethlisberger in his first career NFL start against Pittsburgh (11/22).
• Returned one of the interceptions 94 yards, marking the fifth-longest interception return in Chiefs history and the fourth-longest in the NFL in 2009.
• Recovered a fumbled punt snap in the end zone for his first career touchdown against Cleveland (12/20).

2008 (CHIEFS):
• Signed from Philadelphia's practice squad on November 19, 2008.
• Played in six games and registered two solo tackles and three special teams stops.
• Recorded two tackles in his first NFL game against Buffalo (11/23).

COLLEGE:
• Played in 28 games (23 starts) at Wheaton, registering 111 tackles (66 solo), 50.5 tackles for loss and 30.0 sacks.
• Also had 25 quarterback pressures, 14 passes defensed, two forced fumbles, four fumble recoveries and added a blocked kick.
• As a senior in 2007, started five games before a foot injury curtailed his season. Finished the year with 12 tackles (10 solo), 6.5 tackles for loss and 5.0

STUDEBAKER SINGLE-GAME HIGHS

Tackles:	5, two times (Last as S.D. 11/29/09
Sacks:	1.0, two times (Last vs. TEN 12/26/10)
FF:	1 at DET 9/18/11
FR:	1, two times (Last vs. S.D. 10/31/11)

sacks.
• As a junior in 2006, started all 12 games and posted 44 tackles (28 solo), 24.5 tackles for loss and a career-high 17.5 sacks. Also had 19 quarterback pressures, eight passes defensed and two fumble recoveries.
• His 17.5 sacks were the highest for a single-season in Wheaton history while leading all of NCAA football.
• Garnered First Team Associated Press Little All-America honors.
• Earned All-America honors from D3Football.com and Football Gazette.
• Named the College Conference of Illinois & Wisconsin Defensive Player of the Year.
• As a sophomore in 2005, saw action in 10 games (six starts) and recorded 55 tackles (28 solo) with 19.5 tackles for loss and 7.5 sacks. Added three quarterback pressures, three passes defensed, two fumble recoveries, a pair of forced fumbles and also blocked a kick.
• Named as an all-conference first-team selection.

PERSONAL:

• Attended Eureka (Ill.) High School and was a four-year letterwinner in football.
• Was an all-conference first-team selection at tight end and a unanimous pick at defensive end in 2003.
• Was named to the Journal Star All-Area Team.
• Was also a member of the basketball and track teams.
• Was an all-state performer in basketball and in the high jump.
• Enrolled in an executive education program at the Kellogg School of Management at Northwestern University in 2009.Brother, Dan, played football at Wheaton.
• Is a descendant of the famed Studebaker family who developed one of the most popular and innovative American automotive lines of the 20th century.
• Married to wife, Mallory, with one daughter.
• Majored in Applied Health Science.
• Originally from Congerville, Ill.

2013 GAME-BY-GAME STATISTICS

Date/Opp.	GP	GS	Solo	Asst.	Total	Sacks	PD	FF	FR	INT	Yds	Avg.	LG	TD
9/8 vs. OAK						NOT ON TEAM								
9/15 vs. MIA						NOT ON TEAM								
9/22 @ SF						NOT ON TEAM								
9/29 @ JAX						NOT ON TEAM								
10/6 vs. SEA						NOT ON TEAM								
10/14 @ SD	1	0	1	0	1	0.0	0	0	0	0	0	0.0	0	0
10/20 vs. DEN	1	0	0	1	1	0.0	0	0	0	0	0	0.0	0	0
11/3 @ HOU	1	0	0	0	0	0.0	0	0	0	0	0	0.0	0	0
11/10 vs. STL	1	0	0	1	1	0.0	0	0	0	0	0	0.0	0	0
11/14 @ TEN	1	0	0	0	0	0.0	0	0	0	0	0	0.0	0	0
11/24 @ ARZ	1	0	1	0	1	0.0	0	0	0	0	0	0.0	0	0
12/1 vs. TEN	1	0	0	0	0	0.0	0	0	0	0	0	0.0	0	0
12/8 @ CIN	1	0	1	0	1	0.0	1	0	0	0	0	0.0	0	0
12/15 vs. HOU	1	0	0	0	0	0.0	0	0	0	0	0	0.0	0	0
12/22 @ KC	1	0	1	0	1	0.0	0	0	0	0	0	0.0	0	0
12/29 vs. JAX	1	0	0	0	0	0.0	0	0	0	0	0	0.0	0	0
2013 TOTALS	**11**	**0**	**4**	**2**	**6**	**0.0**	**1**	**0**	**0**	**0**	**0**	**0.0**	**0**	**0**

2013 POSTSEASON GAME-BY-GAME STATISTICS

Date/Opp.	GP	GS	Solo	Asst.	Total	Sacks	PD	FF	FR	INT	Yds	Avg.	LG	TD
1/4 vs. KC	1	0	0	0	0	0.0	0	0	0	0	0	0.0	0	0
1/11 @ NE														
TOTAL	**1**	**0**	**0**	**0**	**0**	**0.0**	**0**	**0**	**0**	**0**	**0**	**0.0**	**0**	**0**

CAREER REGULAR SEASON STATISTICS

Year	GP	GS	Solo	Asst.	Total	Sacks	PD	FF	FR	INT	Yds	Avg.	LG	TD
2013 IND	11	0	4	2	6	0.0	1	0	0	0	0	0.0	0	0
2012 KC	16	1	3	1	4	0.0	0	0	0	0	0	0.0	0	0
2011 KC	16	5	9	1	10	0.0	0	1	1	0	0	0.0	0	0
2010 KC	16	0	13	5	18	2.5	2	0	0	0	0	0.0	0	0
2009 KC	16	2	13	4	17	0.0	3	0	0	2	96	48.0	94	0
2008 KC	6	0	2	0	2	0.0	0	0	0	0	0	0.0	0	0
TOTAL	**81**	**8**	**44**	**13**	**57**	**2.5**	**6**	**1**	**1**	**2**	**96**	**48.0**	**94**	**0**

CAREER POSTSEASON STATISTICS

Year	GP	GS	Solo	Asst.	Total	Sacks	PD	FF	FR	INT	Yds	Avg.	LG	TD
2013 IND	1	0	0	0	0	0.0	0	0	0	0	0	0.0	0	0
TOTAL	**1**	**0**	**0**	**0**	**0**	**0.0**	**0**	**0**	**0**	**0**	**0**	**0.0**	**0**	**0**

ADDITIONAL STATISTICS: Recovered a fumbled punt snap in the end zone for a TD vs. Cleveland (12/20/09)
Returned one kickoff for eight yards at Baltimore (9/13/09)

SPECIAL TEAMS TACKLES: 59 (2013 - 14, 2012 - 5, 2011 - 7, 2010 - 17, 2009 - 13, 2008 - 3)

POSTSEASON SPECIAL TEAMS TACKLES: 2 (2013-2)

DONALD THOMAS

Guard 6-4 308 Connecticut

NFL Exp: 6 (1st Year With Colts)
How Acquired: UFA – 2013 (NE)
Born: 9/25/85
GP/GS (Postseason): 44/22 (2/0)

66

CAREER TRANSACTIONS:
- Was placed on Injured Reserve on September 17, 2013.
- Signed by the Colts as an unrestricted free agent on March 13, 2013.
- Signed by the New England Patriots on November 23, 2011.
- Released by the Patriots on November 21, 2011.
- Signed by the Patriots as a free agent on September 14, 2011.
- Released by the Detroit Lions on September 3, 2011.
- Signed by the Lions as a free agent on November 23, 2010.
- Released by the Miami Dolphins on September 4, 2010.
- Selected by the Dolphins in the sixth-round (195th overall) of the 2008 NFL Draft.

2013 (COLTS):
- Made his first start in a Colts uniform in the regular season opener against Oakland (9/8). Blocked for a Colts rushing attack that totaled 127 yards. Also provided time for quarterback Andrew Luck to complete 78.3 percent of his passes while throwing for 178 yards, throwing for two touchdowns and rushing for a score.
- Started a Week 2 contest against Miami (9/15) at left guard prior to leaving the game in the first quarter.
- Was placed on Injured Reserve on September 17, 2013.

2012 (PATRIOTS):
- Played in all 16 regular season games with seven starts, one at right guard and six at left guard. Also played on special teams and right guard in short-yardage situations.
- Appeared as a reserve offensive lineman in both postseason games.
- Made six starts at left guard at Buffalo (9/30), against the Jets (10/21), at St Louis (10/28), against Indianapolis (11/18), and at the New York Jets (11/22).
- Started one game at right guard against Arizona (9/16).
- Started at left guard on the line that paved the way for two 100-yard rushers and a win at Buffalo (9/30).

2011 (PATRIOTS):
- Appeared in 10 games with one start at left guard. Was inactive for three games and active but did not play in one game.
- Played mainly on special teams, also seeing time in short-yardage situations and at fullback.
- Inactive for all three Patriots postseason games.
- Released by the Patriots on November 21, but was signed back to the team two days later.
- Made his first start in a Patriots uniform at left guard against Miami (12/24).

2010 (LIONS):
- Went to training camp with Miami but was released on September 4 prior to the start of the regular season.
- Was signed by Detroit on November 23 and was inactive for the final six games of the season.

2009 (DOLPHINS):
- Played in all 16 games with 12 starts at right guard.
- Anchored an offensive line that led the way for 239 rushing yards against Indianapolis (9/21).
- Helped the Dolphins rush for 250 yards against Buffalo (10/4).

2008 (DOLPHINS):
- Earned the starting right guard position as a rookie out of training camp.
- Started the season opener against the New York Jets (9/7) at right guard before leaving the game with a foot injury.
- Was placed on Injured Reserve on September 9.

COLLEGE:
- Was a four-year letterman at the University of Connecticut.
- Started 13 games as a senior in 2007.
- Named a First Team All-Big East Conference selection.
- Played in 10 games with two starts as a junior in 2006.
- Began his junior season playing on special teams and at tight end before moving to guard.
- Originally joined the team as a walk-on, playing defensive tackle and end for the scout team in 2003.

PERSONAL:
- Earned a total of eight varsity letters at Hill Regional Career Magnet High School in New Haven, Conn., including four as a center in basketball and four more as a pitcher and first baseman in baseball.
- Member of the National Honor Society.
- Earned a degree in political science from UConn.
- Thomas found football while playing basketball. A former high school baseball and basketball player who had never played football at any level, Thomas arrived at the University of Connecticut. He was playing pick-up basketball with several members of the UConn football team who convinced him to join the team. After meeting with coaches, Thomas walked on to the team as a defensive lineman for the scout team in 2003. He redshirted a year before contributing on special teams. In 2007, he got his chance to play offensive guard.
- Donald and his wife have one son, Deegan Charles Thomas.
- Born Donald Grant Thomas in New Haven, Conn.

CAREER GP/GS (POSTSEASON):
2013 IND: 2/2
2012 NE: 16/7 (2/0)
2011 NE: 10/1
2010 DET: 0/0
2009 MIA: 16/12
2008 MIA: 1/1
TOTAL: 45/23 (2/0)

HUGH THORNTON

Guard 6-3 334 Illinois

NFL Exp: Rookie
How Acquired: D3 – 2013 (86th overall)
Born: 6/28/91
GP/GS (Postseason): 14/12 (1/1)

69

CAREER TRANSACTIONS:

• Selected by the Colts in the third-round (86th overall) of the 2013 NFL Draft.

2013 (COLTS):

• Participated on special teams in his first career NFL contest in the team's regular season opener against Oakland (9/8).
• In a Week 2 contest against Miami (9/15), filled in for an injured Donald Thomas in the first quarter and helped the Colts record 133 rushing yards and a 5.1 average. Also blocked for quarterback Andrew Luck to throw for 321 yards and one touchdown.
• Made the first start of his NFL career at left guard in the team's Week 3 contest at San Francisco (9/22). Blocked for a Colts rushing attack that posted 184 net rushing yards, the third consecutive week the team posted 100-plus rushing yards. Was part of an offensive line that allowed only 1.0 sack in the victory.
• Started at left guard in the team's Week 4 victory at Jacksonville (9/29). Opened rushing lanes for the Colts to top 100 net rushing yards for the fourth consecutive week (157). Also blocked for quarterback Andrew Luck who registered 257 passing yards and two touchdowns in the win.
• In a Week 5 victory against Seattle (10/6), started at left guard and was part of an offensive line that blocked for the Colts to tally 317 net yards of offense. Also opened rushing lanes for Indianapolis to generate 109 net rushing yards, marking the team's fifth consecutive game with 100-plus rushing yards.
• Started at left guard in the team's Week 6 loss at San Diego (10/14). Provided rushing lanes for the Colts to tally 74 rushing yards while blocking for quarterback Andrew Luck to throw for 202 yards.
• Assisted quarterback Andrew Luck in throwing for 228 yards while tying his single-game career-high with four total touchdowns (three passing, one rushing). Also blocked for a Colts rushing attack that tallied 121 yards, the team's sixth rushing performance of over 100 yards this season.
• In a Week 9 comeback victory at Houston (11/3), blocked for quarterback Andrew Luck to throw for 271 yards and three touchdowns as the Colts scored points on their first four possessions of the second half.
• Started at left guard and provided time for a Colts offense that compiled 406 yards of net offense in a Week 10 loss against St. Louis (11/10). Also assisted quarterback Andrew Luck in throwing for 353 yards.
• Provided time for the Colts to total 366 net yards of offense making a start at left guard in a Week 11 win at Tennessee (11/14). Was part of an offensive line that opened rushing lanes for Indianapolis to record 137 net yards, the team's seventh 100-plus-yard rushing performance this season.
• In a Week 12 loss at Arizona (11/24), started at left guard and assisted the Colts in totaling 239 net yards and 159 net passing yards.
• Started at left guard in a Week 13 victory against Tennessee (12/1) and opened rushing lanes for the Colts to total 104 rushing yards, the team's eighth 100-yard rushing performance of the year. Also blocked for quarterback Andrew Luck to throw for 200 yards in the win.
• Was listed as inactive for a Week 14 loss at Cincinnati (12/8).
• In a Week 15 victory against Houston (12/15), started at left guard and was part of an offensive line that allowed only 1.0 sack. Assisted a Colts rushing attack that totaled 152 yards, the team's ninth 100-plus-yard game of the season. Also provided time for quarterback Andrew Luck to throw for 180 yards and two touchdowns.
• Listed as inactive for a Week 16 victory at Kansas City (12/22).
• Started at left guard and was part of an offensive line that allowed only 1.0 sack in a Week 17 win against Jacksonville (12/29). Also blocked for a Colts offense that totaled 379 yards of net offense as quarterback Andrew Luck threw for 282 yards and one touchdown.
• Started at left guard during the team's Wild Card Playoff win against Kansas City (1/4) and was part of an offensive line that allowed only 1.0 sack while assisting a Colts offense that recorded 536 total net yards, which set a franchise record for a postseason game and tied for the ninth-most in NFL postseason history. Also blocked for quarterback Andrew Luck who threw for 443 yards and four touchdowns, which were both the second-highest totals for a postseason game in team history.

COLLEGE:

• Played in the 2013 Senior Bowl.
• An All-Big Ten second-team choice by the league's coaches and an honorable mention selection by the media in 2012.
• Played in 42 career games, making 35 starts at both guard and tackle.
• Helped lead Illinois to back-to-back bowl victories in 2010 (Texas Bowl) and 2011 (Kraft Fight Hunger Bowl).
• Helped pave the way for the Big Ten's top rushing offense in 2010 (241.1 ypg). The Illini broke school records for points in a season (423) and points per game (32.54) that year.

PERSONAL:

• Earned first-team all-state honors as well as first-team all-conference and all-county accolades at Oberlin (Ohio) High School.
• Ranked as the No. 34 offensive tackle in the nation and No. 29 in the state of Ohio by *Rivals.com*.
• Was named the Lorain County Lineman of the Year.
• A one-time Idaho state heavyweight wrestling champion.
• Ranked third in the state of Ohio in wrestling as a heavyweight.
• Moved to Oberlin from Idaho for his senior year of high school.
• Majored in sociology at Illinois.

CAREER GP/GS:

2013: 14/12 (1/1)
TOTAL: 14/12 (1/1)



GREG TOLER

Cornerback 6-0 190 St. Paul's

NFL Exp: 5 (1st Year With Colts)
How Acquired: UFA – 2013 (ARI)
Born: 1/2/85
GP/GS (Postseason): 47/22 (3/1)

28

CAREER TRANSACTIONS:
- Signed by the Colts as an unrestricted free agent on March 13, 2013.
- Originally selected by the Arizona Cardinals in the fourth-round (131st overall) of the 2009 NFL Draft.

2013 (COLTS):
- Made his first start as a member of the Colts at cornerback in the regular season opener against Oakland (9/8). Intercepted his first pass of the season in the first quarter and added a team-leading two passes defensed and three solo tackles.
- Against Miami (9/15) in Week 2, started at left cornerback and finished with five tackles (four solo) and a team-leading two passes defensed.
- Started at left cornerback in the team's Week 3 victory at San Francisco (9/22) and finished with three solo tackes. Was part of a secondary that limited 49ers quarterback Colin Kaepernick to two completions in the first half and 139 total net passing yards.
- In a Week 4 victory at Jacksonville (9/29), started at cornerback and finished with two tackles. Helped limit the Jaguars to 165 net passing yards.
- Made a start at left cornerback in the team's Week 5 victory against Seattle (10/6). Ranked third on the team with seven tackles (two solo) while adding two passes defensed.
- Compiled four solo tackles and one pass defensed starting at left cornerback during the team's Week 6 loss at San Diego (10/14).
- In a Week 7 victory against Denver (10/20), started at left cornerback and was part of a secondary that held the Broncos and quarterback Peyton Manning to 2013 single-game first half lows in net yards (134) and net passing yards (101).
- Listed as inactive for the team's Week 9 victory at Houston (11/3).
- Was inactive for a Week 10 meeting against St. Louis (11/10).
- Listed as inactive for a Week 11 contest at Tennessee (11/14).
- Was inactive for a Week 12 loss at Arizona (11/24).
- Listed as inactive for a Week 13 victory against Tennessee (12/1).
- Was listed as inactive for a Week 14 loss at Cincinnati (12/8).
- Listed as inactive for a Week 15 victory against Houston (12/15).
- Saw action at cornerback in his first game after missing the previous seven weeks in a Week 16 win at Kansas City (12/22). Did not record a tackle in the contest.
- In a Week 17 win against Jacksonville (12/29), participated in the secondary, but did not finish with a tackle.
- Started his first career postseason contest at left cornerback during the team's Wild Card Playoff victory against Kansas City (1/4). Finished with two tackles prior to leaving the game with a groin injury.

2012 (CARDINALS):
- Played in 11 games (two starts), totaling 27 tackles (25 solo), eight passes defensed and two interceptions, including one returned for a touchdown. Added one solo tackle on special teams.
- Notched seven solo tackles, two passes defensed and his first interception of the season against Miami (9/30).
- Started at cornerback at Atlanta (11/18) and posted four tackles and one pass defensed.
- Totaled two tackles and one pass defensed in back-to-back games at the New York Jets (12/2) and at Seattle (12/9).
- In Week 15 against Detroit (12/16), intercepted a Matthew Stafford pass in the Arizona end zone and established a new franchise record when he returned it 102 yards for a touchdown. The return tied for the fourth-longest in NFL history and was the longest since safety Ed Reed returned an interception 107 yards for a touchdown on 11/23/08 against Philadelphia.

2011 (CARDINALS):
- Suffered a left knee injury during a preseason contest against San Diego (8/27) and missed the entire season after being placed on Injured Reserve on August 29.

2010 (CARDINALS):
- Started a career-best 13-of-14 games played, missing two games with a foot injury.
- Tallied 64 tackles (60 solo), nine passes defensed, two interceptions, including one returned for a touchdown, two forced fumbles, one fumble recovery and 1.0 sack. Also added four special teams tackles.
- Made his first career start and registered a team-high 11 solo tackles and one forced fumble in the season opener at St. Louis (9/12).
- Recorded a team-high two special teams tackles to go with six solo tackles and his first career fumble recovery at Atlanta (9/19).
- Registered three tackles, two passes defensed and tied for the team lead with two special teams tackles against Oakland (9/26).
- Registered his first career sack as well as seven tackles, a team-high two passes defensed and one forced fumble at San Diego (10/3). The fumble was returned 42 yards for a touchdown by safety Kerry Rhodes to tie the game at 7-7 in the second quarter.
- With Arizona up 23-13 in the fourth quarter against New Orleans (10/10), intercepted a Drew Brees pass at the Arizona 39-yard line. The interception marked the first fourth quarter interception by Brees in 26 games.
- Recorded six tackles and his first career touchdown on a 66-yard interception return against Dallas (12/25). The 66-yard interception return for a touchdown was Arizona's longest since Dominique Rodgers-Cromartie's 99-yard return on 12/7/08 against St. Louis.

2009 (CARDINALS):
- Saw action in 13 regular season games and was inactive for three contests.
- Totaled nine tackles (eight solo), two passes defensed and one interception in the regular season. Added nine tackles (five solo) and one pass defensed in two postseason games.
- Posted six special teams tackles.
- Played in his first career game at Jacksonville (9/20).
- Registered his first special teams tackle of his career against Indianapolis (9/27).
- Recorded two tackles and his first career interception against St. Louis (12/27).
- Notched seven tackles and one pass defensed in the regular season finale

TOLER SINGLE-GAME HIGHS

Tackles:	11 at STL (9/12/10)
Int:	1, six times (Last: vs. OAK 9/8/13)
PD:	3, two times (Last: vs. DET 12/16/12)

against Green Bay (1/3/10).
- Played in his first career postseason game, but did not register any statistics in an NFC Wild Card Playoff contest against Green Bay (1/10/10).
- Led all Arizona defensive backs with nine tackles in an NFC Divisional Playoff game at New Orleans (1/16/10).

COLLEGE:

- Started 40 collegiate games and established school records with 16 interceptions and 38 passes defensed at Saint Paul's.
- Was a three-time First Team All-CIAA selection earning the award as a freshman, sophomore and senior.
- Established school and CIAA records with eight blocked kicks during his career, returning a blocked field goal 82 yards for a touchdown.
- Earned First Team HBCU All-America honors as a senior in 2008 after establishing career highs with 51 tackles, six interceptions and 13 passes defensed.
- Was named the Virginia Small School Defensive Player of the Year.
- As a senior, tied for ninth in the nation and second in the league with seven interceptions and set the school record with three blocked kicks, returning one blocked punt for a touchdown.
- Earned notice with his standout showings in the East Coast Bowl (two interceptions, seven tackles and a pass defensed) and Cactus Bowl (interception returned 51 yards for a touchdown and eight tackles) All-Star Games, earning MVP honors in both.

PERSONAL:

- Attended Northwestern High School in Hyattsville, Md.
- Was a two-time all-metro choice as a cornerback, wide receiver and return specialist.
- After graduating from Northwestern High School, played semi-pro football for the D.C. Explosion before getting a chance to play at Saint Paul's.
- When Arizona drafted him out of Saint Paul's College, a Division II school outside Lawrenceville, Va., he became the first player from the school ever taken in the NFL Draft. He will remain the only player drafted from the school, as they discontinued their football program in July of 2011.
- Returned to St. Paul's in 2011 and graduated with a degree in criminal justice and a minor in sociology in May of 2012.

2013 GAME-BY-GAME STATISTICS

Date/Opp.	GP	GS	Solo	Asst.	Total	Sacks	PD	FF	FR	INT	Yds	Avg.	LG	TD
9/8 vs. OAK	1	1	3	0	3	0.0	2	0	0	1	26	26.0	26	0
9/15 vs. MIA	1	1	4	1	5	0.0	2	0	0	0	0	0.0	0	0
9/22 @ SF	1	1	3	0	3	0.0	0	0	0	0	0	0.0	0	0
9/29 @ JAX	1	1	1	1	2	0.0	0	0	0	0	0	0.0	0	0
10/6 vs. SEA	1	1	2	5	7	0.0	2	0	0	0	0	0.0	0	0
10/14 @ SD	1	1	4	0	4	0.0	1	0	0	0	0	0.0	0	0
10/20 vs. DEN	1	1	0	0	0	0.0	0	0	0	0	0	0.0	0	0
11/3 @ HOU						INACTIVE								
11/10 vs. STL						INACTIVE								
11/14 @ TEN						INACTIVE								
11/24 @ ARZ						INACTIVE								
12/1 vs. TEN						INACTIVE								
12/8 @ CIN						INACTIVE								
12/15 vs. HOU						INACTIVE								
12/22 @ KC	1	0	0	0	0	0.0	0	0	0	0	0	0.0	0	0
12/29 vs. JAX	1	0	0	0	0	0	0	0	0	0	0	0	0	0
2013 TOTALS	**9**	**7**	**17**	**7**	**24**	**0.0**	**7**	**0**	**0**	**1**	**26**	**26.0**	**26**	**0**

2013 POSTSEASON GAME-BY-GAME STATISTICS

Date/Opp.	GP	GS	Solo	Asst.	Total	Sacks	PD	FF	FR	INT	Yds	Avg.	LG	TD
1/4 vs. KC	1	1	2	0	0	0.0	0	0	0	0	0	0.0	0	0
1/11 @ NE														
TOTAL	**1**	**1**	**2**	**0**	**0**	**0.0**	**0**	**0**	**0**	**0**	**0**	**0.0**	**0**	**0**

CAREER REGULAR SEASON STATISTICS

Year	GP	GS	Solo	Asst.	Total	Sacks	PD	FF	FR	INT	Yds	Avg.	LG	TD
2013 IND	9	7	17	7	24	0.0	7	0	0	1	26	26.0	26	0
2012 ARI	11	2	25	2	27	0.0	8	0	0	2	102	51.0	102t	1
2011 ARI						INJURED RESERVE								
2010 ARI	14	13	60	4	64	1.0	9	2	1	2	66	33.0	66t	1
2009 ARI	13	0	8	1	9	0.0	2	0	0	1	0	0.0	0	0
TOTAL	**47**	**22**	**110**	**14**	**124**	**1.0**	**26**	**2**	**1**	**6**	**194**	**32.333**	**102t**	**2**

CAREER POSTSEASON STATISTICS

Year	GP	GS	Solo	Asst.	Total	Sacks	PD	FF	FR	INT	Yds	Avg.	LG	TD
2013 IND	1	1	2	0	0	0.0	0	0	0	0	0	0.0	0	0
2009 ARI	2	0	5	4	9	0.0	1	0	0	0	0	0.0	0	0
TOTAL	**3**	**1**	**7**	**4**	**9**	**0.0**	**1**	**0**	**0**	**0**	**0**	**0.0**	**0**	**0**

SPECIAL TEAMS TACKLES: 11 (2012 - 1, 2010 - 4, 2009 - 6)



CASSIUS VAUGHN

Cornerback 5-11 199 Mississippi

NFL Exp: 4 (2nd Year with Colts)
How Acquired: TR – 2012 (DEN)
Born: 11/3/87
GP/GS (Postseason): 54/18 (1/1)

32

CAREER TRANSACTIONS:
- Acquired by the Colts in a trade with the Denver Broncos in exchange for fullback Chris Gronkowski on May 23, 2012.
- Originally signed by Denver as an undrafted free agent on April 26, 2010.

2013 (COLTS):
- Appeared in the team's regular season opener against Oakland (9/8), but did not record a tackle.
- Saw action in a Week 2 meeting against Miami (9/15), but did not record a stop.
- Saw action in the secondary during the team's Week 3 victory at San Francisco (9/22). Grabbed the team's lone interception of the game in the fourth quarter. The interception was the third of his career and his first since December 9, 2012. The pick was part of a Colts plus-two turnover effort against San Francisco.
- In a Week 4 victory at Jacksonville (9/29), was part of a secondary that limited the Jaguars to 205 net yards and 165 net passing yards. Did not record a tackle in the contest.
- Competed in the secondary and on special teams during the team's Week 5 victory against Seattle (10/6), but did not record a tackle.
- In a Week 6 loss at San Diego (10/14), particpated in the secondary and on special teams, but did not record a tackle.
- Participated at cornerback in the team's Week 7 win against Denver (10/20) and finished with three tackles and one pass defensed. Also returned three kickoffs for 88 yards with a long return of 32 yards.
- Made his first start of the season at left cornerback in the team's win at Houston (11/3). Tallied four solo tackles in the victory.
- Started his second consecutive game at left cornerback and totaled two tackles and his first career fumble recovery in a Week 10 loss against St. Louis (11/10).
- In a Week 11 win at Tennessee (11/14), started at left cornerback and led the secondary with six tackles (five solo) and two passes defensed.
- Started at left cornerback in a Week 12 loss at Arizona (11/24) and tallied seven tackles (six solo).
- Totaled two tackles and set a career-high with two interceptions in a win against Tennessee (12/1). Also added two passes defensed. The first pick at the end of the second quarter led to an Adam Vinatieri field goal. Contributed with his second interception in the third quarter to give the Colts possession at the Titans 48-yard line.
- Recorded one tackle in a Week 14 loss at Cincinnati (12/8).
- In a Week 15 victory against Houston (12/15), saw action in the secondary, but did not finish with a tackle.
- Participated in the secondary and on special teams during a Week 16 victory at Kansas City (12/22). Finished with one special teams stop while forcing a fumble on a Chiefs punt return.
- Totaled three solo tackles in a Week 17 victory against Jacksonville (12/29).
- Was listed as inactive for the team's Wild Card Playoff victory against Kansas City (1/4).

2012 (COLTS):
- Appeared in all 16 games (11 starts) for the first time in his career and recorded 70 tackles (60 solo), nine passes defensed and one interception returned for a touchdown.
- Returned 10 kickoffs for 209 yards (20.9 avg.), including a long of 40 yards.
- Posted four kickoff returns for 113 yards (28.3 avg.) against Jacksonville (9/23) in Week 3. Added a season-long 40-yard return in the fourth quarter.
- Made his first start of the season at left cornerback against Green Bay (10/7) and finished the game with five tackles.
- Started at left cornerback in the team's victory over Miami (11/4) in Week 9 and tied for the team lead with six tackles (four solo).
- At Jacksonville (11/8), started at left cornerback and tallied seven tackles (six solo) in the team's Week 10 victory.
- Made a start at left cornerback at Detroit (12/2) and led the secondary with nine tackles (eight solo) while adding two passes defensed.
- Named AFC Defensive Player of the Week after recording a three-yard interception return for a touchdown in the third quarter to give the Colts a 21-20 lead against Tennessee (12/9). The interception was his first of the season and the second of his career. Also contributed with eight solo tackles and three passes defensed.
- Led the secondary in tackles with 10 solo stops, making a start at left cornerback in the team's victory against Houston (12/30).
- Started his first career playoff game at left cornerback in the team's AFC Wild Card Playoff loss at Baltimore (1/6). Contributed with four solo tackles.

2011 (BRONCOS):
- Appeared in nine games (three starts) before being placed on Injured Reserve on November 28.
- Totaled 19 tackles (15 solo), one interception for a touchdown, four passes defensed and one special teams tackle.
- Joined cornerback Alvin Hall (Detroit, 1981-87) as the only two undrafted players in NFL history (since the era of the common draft) to return a kickoff and interception for touchdowns in a career.
- Made his first career start while recording his first two NFL passes defensed at Cincinnati (9/18).
- Returned an interception 55 yards for a touchdown in the first quarter against San Diego (10/9).
- Posted a special teams fumble recovery and added a 67-yard kickoff return against the New York Jets (11/17).

2010 (BRONCOS):
- Competed in 13 games and contributed with three tackles on defense in addition to five stops and two fumble recoveries on special teams.
- Returned two kickoffs for 125 yards (62.5 avg.), including a 97-yard kickoff return for a touchdown against San Diego (1/2). The return marked the third-longest play in team history and the second-longest by an undrafted rookie in NFL history.

COLLEGE:
- Played in 50 career games in four seasons at the University of Mississippi where he posted 152 tackles (107 solo), five interceptions, 20 passes defensed

VAUGHN SINGLE-GAME HIGHS

Tackles:	10 vs. HOU (12/30/12)
Int:	2 vs. TEN (12/1/13)
PD:	3 vs. TEN (12/9/12)

and two forced fumbles.
• Tied for seventh in the SEC with 13 passes defensed as a senior for the Rebels while adding 56 tackles (44 solo) on the year.

PERSONAL:

• Attended East High School in Memphis, Tenn. and competed as a running back, wide receiver, quarterback and defensive back.
• Named to the *SuperPrep* All-Dixie Team and was a *PrepStar* All-Region selection as a senior.
• Served meals to homeless men at Wheeler Mission as part of teammate Antoine Bethea's Safe Coverage Foundation visit.
• Born in Memphis, Tenn.

.

2013 GAME-BY-GAME STATISTICS

Date/Opp.	GP	GS	Solo	Asst.	Total	Sacks	PD	FF	FR	INT	Yards	Avg.	LG	TD
9/8 vs. OAK	1	0	0	0	0	0.0	0	0	0	0	0	0.0	0	0
9/15 vs. MIA	1	0	0	0	0	0.0	0	0	0	0	0	0.0	0	0
9/22 @ SF	1	0	0	0	0	0.0	0	0	0	1	1	1.0	1	0
9/29 @ JAX	1	0	0	0	0	0.0	0	0	0	0	0	0.0	0	0
10/6 vs. SEA	1	0	0	0	0	0.0	0	0	0	0	0	0.0	0	0
10/14 @ SD	1	0	0	0	0	0.0	0	0	0	0	0	0.0	0	0
10/20 vs. DEN	1	0	2	1	3	0.0	1	0	0	0	0	0.0	0	0
11/3 @ HOU	1	1	4	0	4	0.0	0	0	0	0	0	0.0	0	0
11/10 vs. STL	1	1	2	0	2	0.0	0	0	1	0	0	0.0	0	0
11/14 @ TEN	1	1	5	1	6	0.0	2	0	0	0	0	0.0	0	0
11/24 @ ARZ	1	1	6	1	7	0.0	0	0	0	0	0	0.0	0	0
12/1 vs. TEN	1	0	2	0	2	0.0	0	0	0	2	8	4.0	8	0
12/8 @ CIN	1	0	1	0	1	0.0	0	0	0	0	0	0.0	0	0
12/15 vs. HOU	1	0	0	0	0	0.0	0	0	0	0	0	0.0	0	0
12/22 @ KC	1	0	0	0	0	0.0	0	0	0	0	0	0.0	0	0
12/29 vs. JAX	1	0	3	0	3	0.0	0	0	0	0	0	0.0	0	0
2013 TOTALS	**16**	**4**	**25**	**3**	**28**	**0.0**	**3**	**0**	**1**	**3**	**9**	**3.0**	**8**	**0**

2013 GAME-BY-GAME RETURN STATISTICS

Date/Opp.	GP	GS	PR	FC	Yards	Avg.	LG	TD	KR	Yards	Avg.	LG	TD
9/8 vs. OAK	1	0	0	0	0	0.0	0	0	0	0	0.0	0	0
9/15 vs. MIA	1	0	0	0	0	0.0	0	0	0	0	0.0	0	0
9/22 @ SF	1	0	0	0	0	0.0	0	0	0	0	0.0	0	0
9/29 @ JAX	1	0	0	0	0	0.0	0	0	0	0	0.0	0	0
10/6 vs. SEA	1	0	0	0	0	0.0	0	0	0	0	0.0	0	0
10/14 @ SD	1	0	0	0	0	0.0	0	0	0	0	0.0	0	0
10/20 vs. DEN	1	0	0	0	0	0.0	0	0	3	88	29.3	32	0
11/3 @ HOU	1	1	0	0	0	0.0	0	0	0	0	0.0	0	0
11/10 vs. STL	1	1	0	0	0	0.0	0	0	0	0	0.0	0	0
11/14 @ TEN	1	1	0	0	0	0.0	0	0	0	0	0.0	0	0
11/24 @ ARZ	1	1	0	0	0	0.0	0	0	0	0	0.0	0	0
12/1 vs. TEN	1	0	0	0	0	0.0	0	0	0	0	0.0	0	0
12/8 @ CIN	1	0	0	0	0	0.0	0	0	2	54	27.0	33	0
12/15 vs. HOU	1	0	0	0	0	0.0	0	0	0	0	0.0	0	0
12/22 @ KC	1	0	0	0	0	0.0	0	0	0	0	0.0	0	0
12/29 vs. JAX	1	0	0	0	0	0.0	0	0	0	0	0.0	0	0
2013 TOTALS	**16**	**4**	**0**	**0**	**0**	**0.0**	**0**	**0**	**5**	**142**	**28.4**	**33**	**0**

2013 POSTSEASON GAME-BY-GAME STATISTICS

Date/Opp.	GP	GS	Solo	Asst.	Total	Sacks	PD	FF	FR	INT	Yds	Avg.	LG	TD
1/4 vs. KC							INACTIVE							
1/11 @ NE														
TOTAL	**0**	**0**	**0**	**0**	**0**	**0.0**	**0**	**0**	**0**	**0**	**0**	**0.0**	**0**	**0**

CAREER REGULAR SEASON STATISTICS

Year	GP	GS	Solo	Asst.	Total	Sacks	PD	FF	FR	INT	Yards	Avg.	LG	TD
2013 IND	16	4	25	3	28	0.0	3	0	1	3	9	3.0	8	0
2012 IND	16	11	60	10	70	0.0	9	0	0	1	3	3.0	3	1
2011 DEN	9	3	15	4	19	0.0	4	0	0	1	55	55.0	55	1
2010 ARI	13	0	3	0	3	0.0	0	0	0	0	0	0.0	0	0
TOTAL	**54**	**18**	**103**	**17**	**120**	**0.0**	**16**	**0**	**1**	**5**	**67**	**13.4**	**55**	**2**

CAREER REGULAR SEASON RETURN STATISTICS

Year	GP	GS	PR	FC	Yards	Avg.	LG	TD	KR	Yards	Avg.	LG	TD
2013 IND	16	4	0	0	0	0.0	0	0	5	142	28.4	33	0
2012 IND	16	11	0	0	0	0.0	0	0	10	209	20.9	40	0
2011 DEN	9	3	0	0	0	0.0	0	0	7	210	30.0	67	0
2010 DEN	13	0	0	0	0	0.0	0	0	2	125	62.5	97t	1
TOTAL	**38**	**14**	**0**	**0**	**0**	**0.0**	**0**	**0**	**19**	**544**	**28.6**	**97t**	**1**

CAREER POSTSEASON STATISTICS

Year	GP	GS	Solo	Asst.	Total	Sacks	PD	FF	FR	INT	Yards	Avg.	LG	TD
2013 IND	0	0	0	0	0	0.0	0	0	0	0	0	0.0	0	0
2012 IND	1	1	4	0	4	0.0	0	0	0	0	0	0.0	0	0
TOTAL	**1**	**1**	**4**	**0**	**4**	**0.0**	**0**	**0**	**0**	**0**	**0**	**0.0**	**0**	**0**

CAREER POSTSEASON RETURN STATISTICS

Year	GP	GS	PR	FC	Yards	Avg.	LG	TD	KR	Yards	Avg.	LG	TD
2012 IND	1	1	0	0	0	0.0	0	0	0	0	0.0	0	0
TOTAL	**1**	**1**	**0**	**0**	**0**	**0.0**	**0**	**0**	**0**	**0**	**0.0**	**0**	**0**

SPECIAL TEAMS TACKLES: 1 (2013 - 1)

ADDITIONAL STATISTICS: One forced fumble at Kansas City (12/22/13)



ADAM VINATIERI

Kicker 6-0 208 South Dakota State

NFL Exp: 18 (8th Year with Colts)
How Acquired: UFA – 2006 (NE)
Born: 12/28/72
GP/GS (Postseason): 274/0 (26/0)

4

CAREER TRANSACTIONS:

- Signed by the Colts as an unrestricted free agent on March 22, 2006.
- Signed as a free agent by the New England Patriots on June 28, 1996.
- Originally signed as a free agent with Amsterdam of the World League in 1996.

PRO CAREER:

- Selected to two Pro Bowls in 2002 and 2004.
- Has hit two last-minute game-winning field goals in the Super Bowl (Super Bowl XXXVI vs. St. Louis on February 3, 2002, and Super Bowl XXXVIII vs. Carolina on February 1, 2004) and has been part of four Super Bowl Championship teams including Super Bowl XXXVI, Super Bowl XXXVIII, Super Bowl XXXIX and Super Bowl XLI.
- Is the only kicker in NFL history to record successful field goals in four Super Bowls (XXXVI, XXXVIII, XXXIX and XLI) and is the only kicker in league history to have played in five Super Bowls.
- Became the seventh player in NFL history to reach 2,000 career points.
- Moved into fifth place on the NFL's all-time scoring list at the conclusion of the 2013 regular season.
- Has converted 448-of-539career field goals for an 83.1 percentage, which currently ranks 14th all-time in the NFL.
- Has totaled 2,006 career points (including one two-point conversion), which ranks ninth in league annals and first among active players in the AFC.
- Has totaled 16 100-plus point seasons (1996-2008, 2010, 2012-13), which is tied for an NFL record (Jason Elam).
- Led the NFL in field goal percentage and points scored in 2004 having converted 31-of-33 field goals (93.9%) and all 48 PATs for 141 points. His 31 field goals tied a career-high which he originally set in 1998. Also led the league in field goal percentage in 2010 (92.9).
- In his career, is responsible for 24 game-winning field goals in the final minute of the fourth quarter or overtime.
- Split the uprights on a career-best 57-yard field goal at Chicago on November 10, 2002.
- Holds NFL postseason records with 49 field goals, 59 field goal attempts, 58 extra points, 205 career points, 26 consecutive games scoring, 49 seasonal points and is tied for the most field goals made in a postseason game with five (vs. Indianapolis, 1/18/04 and at Baltimore, 1/13/06).
- Has scored at least one point in 161 consecutive regular season games. The streak dates back to September 14, 2003 against Philadelphia.
- Converted 33 consecutive field goals in the regular season at Lucas Oil Stadium dating back to the 2009 season. The streak ended with his second quarter miss against Houston (12/22/11).
- Is one-of-two NFL players (Morten Andersen) with 800-plus points with two different teams.
- Against San Diego (10/14/13), converted two field goals of 50-plus yards (50 and 51) in a single game for the first time in his career.
- Tied an NFL record for successful field goals made from 40-49 yards in a single game during a Dec. 1, 2013 win against Tennessee.
- Has earned AFC Special Teams Player of the Week honors on 15 occasions, NFL Player of the Week honors one time (playoffs) and is a three-time AFC Special Teams Player of the Month candidate (2004, 1999, 1998).

2013 (COLTS):

- In the regular season opener against Oakland (9/8), finished the game with three extra points and passed John Carney for eighth place all-time in league history. He also improved his streak of consecutive games scoring to 147 while tallying a point in his 100th consecutive game with the Colts.
- Against Miami (9/15) in Week 2 converted 2-of-3 field goal attempts while adding two PATs against the Dolphins for eight points. He improved his streak of consecutive games scoring to 148 and also passed Lou Michaels for the second-most extra points made in franchise history (264).
- Converted 2-of-3 field goals against San Francisco in Week 3 (9/22). His first kick (43 yards) gave the Colts a 10-7 lead in the second quarter and was his first field goal attempt at Candlestick Park. Added his second field goal (41 yards) in the third quarter to give Indianapolis a 13-7 advantage. The field goals extended his streak of consecutive games with at least one point to 149. With three extra points, moved past Lou Michael (270) for the second-most PAT attempts in Colts history.
- In a Week 4 victory at Jacksonville (9/29) converted 3-of-3 field goals and four PATs, giving him 13 points. His first field goal of the game (24 yards) came in the second quarter, which tied the game at 3-3 and extended his streak of consecutive games scoring at least one point to 150. Added his second field goal of 46 yards with 1:38 remaining in the first half and converted his third kick of 28 yards in the fourth quarter.
- Converted 2-of-2 field goals and two PATs for eight points against the Seahawks (10/6) in Week 5. He split the uprights on his first attempt of 41 yards in the second quarter to cut Seattle's lead to 19-17 and added a 49-yard kick in the fourth quarter to seal a 34-28 victory. With his first extra point of the game in the first quarter, passed Norm Johnson (638) for seventh place on the league's all-time PAT list. With eight points against Seattle, improved his streak of consecutive games having scored at least one point to 151.
- Split the uprights on all three field goal attempts for nine points in a Week 6 loss at San Diego (10/14). Gave the Colts a 3-0 lead when he converted on a 30-yard attempt on the team's opening offensive possession of the game. The field goal marked the third time this season the Colts tallied points on their opening offensive drive (Week 1 vs. Oak. – touchdown, Week 3 at S.F. – touchdown). Notched his second successful kick at the end of the second quarter with a 50-yard conversion and added a 51-yard attempt in the fourth quarter. The two field goals of 50-plus yards gave him 10 total as a member of the Colts. It also marked the first time in his career that he converted two field goals of 50-plus yards in a single game.
- In a Week 7 victory against Denver (10/20), converted all three field goals and all four PATs for 13 points. Gave the Colts their first points of the game with a 27-yard field goal in the first quarter. The kick improved his streak of consecutive games scoring at least one point to 153. Split the uprights on his second attempt of 52 yards in the fourth quarter, which gave the Colts a 36-17 lead. It was his third field goal of 50-plus yards this season. His third kick of the night, a 42-yard conversion gave Indianapolis a two possession lead (39-30) with 5:57 remaining in the contest. With four PATs against the Broncos, he passed Lou Groza (641) for the sixth-most in NFL

VINATIERI SINGLE-GAME HIGHS

FGA:	6 vs. JAX (9/22/96)
FGM:	5, three times (Last: vs. TEN 12/1/13)
LG:	57 at CHI (11/10/02)
Pts:	17 at BUF (11/14/04)

history.
- Converted 2-of-3 field goals and one PAT for seven points against Houston (11/3). His 30-yard field goal in the second quarter gave the Colts their first points of the game and cut Houston's lead to 14-3. With the field goal, improved his streak of consecutive games with at least one point to 154. Added his second kick from 35 yards on the team's first possession of the third quarter to cut the Texans lead to 21-6. With seven points, passed Marvin Harrison (778) for the third-most points in Colts history.
- Was active, but did not participate in a Colts 38-8 loss against St. Louis (11/10) in Week 10.
- In a Week 11 victory at Tennessee (11/14), converted 3-of-3 field goals and three PATs for 12 points. Gave the Colts their first points of the game with a 48-yard field goal in the second quarter. With the field goal, he improved his streak of consecutive games having scored at least one point to 155. With his second field goal of the game (30 yards) as time expired in the second half, he passed Dean Biasucci (783) for the second-most points scored in Colts history. Split the uprights on his third field goal of the game (50 yards) to give the Colts a 23-17 lead in the third quarter. The kick ties his career-high for 50-yard field goals in a single season (four in 2012). The field goal also marked his 20th career conversion from 50-plus yards, which ranks tied for 19th in NFL history with Norm Johnson and Rian Lindell. With three extra point attempts, passed Lou Groza (657) for the sixth-most PAT attempts in NFL history. Earned AFC Special Teams Player of the Week accolades for his performance.
- Converted his lone field goal attempt of 27 yards in the first quarter at Arizona (11/24), which cut the Arizona lead to 7-3 and improved his streak of consecutive games scoring at least one point to 156.
- In a Week 13 victory against Tennessee (12/1) converted 5-of-5 field goals and one PAT for 16 points. Split the uprights on his first kick of the day from 47 yards to give the Colts a 3-0 lead. Improved his streak of consecutive games having scored at least one point to 157. Converted his second kick from 48 yards to give the Colts a 6-0 lead in the first quarter. With the kick, became the second player in NFL history to score 800 points with two different teams. Notched his third field goal in the second quarter (45 yards) to give the Colts a 9-7 lead. It was the second time in his career that he split the uprights on three field goals of 40-plus yards in a single contest. Added a 37-yard field goal as time expired in the second quarter and tied his career-high for field goals made in the first half of a single game (four). Also hit four first half field goals as a member of the Patriots on Sept. 11, 2000 against the New York Jets and Nov. 7, 2004 against the St. Louis Rams. Tied his career-high and a franchise record with his fifth field goal conversion (49-yards) in the third quarter. Recorded his 100th point of the season, which ties him with Jason Elam for the most 100-point seasons in NFL history (16). On the kick, tied an NFL record for successful field goals made from 40-49 yards (tied with nine other players) in a single game. With five field goals in the game, passed Jason Elam (436) for seventh place in NFL history in all-time field goals made. Also passed John Kasay (120) for fifth place in league history in successful kicks made between 40-49 yards.
- Split the uprights on four extra points in a Week 14 loss at Cincinnati (12/8). Converted 11 consecutive field goals dating back to a Week 9 meeting at Houston prior to his 44-yard miss in the second quarter. On his first PAT in the third quarter, improved his streak of consecutive games having scored at least one point to 158. With four points, passed John Kasay (1,970) for eighth place on the NFL's all-time scoring list.
- Converted 3-of-3 field goals and two PATs for 11 points in a Week 15 victory against Houston (12/15). With his extra point in the first quarter, extended his streak of consecutive games having scored at least one point to 159. Logged a 37-yard field goal in the second quarter and passed Dean Biasucci (176) for the second-most field goals made in franchise history.
- In a Week 16 victory at Kansas City (12/22), split the uprights on 3-of-4 field goals and two PATs for a total of 11 points. Converted his first field goal of the game in the second quarter (46 yards) and passed Jason Elam (1,983) for sole possession of seventh place on the NFL's all-time scoring list. Also extended his streak of consecutive games having scored at least one point to 160. With his third successful kick of the game (30 yards), Vinatieri set a new single-season career-high for field goals made (32) topping his previous mark of 31 which was set in 1998 and 2004. He has also converted at least three field goals in a single game this season on seven occasions.
- Split the uprights on 3-of-3 field goals and three PATs for 12 points in a Week 17 win against Jacksonville (12/29). With his 26-yard field goal as time expired in the second quarter, became the seventh player in NFL history to reach 2,000 career points. Passed George Blanda (2,002) and Matt Stover (2,004) for the fifth-most points scored in NFL history. Finished the season with 139 points, which is the third-highest point total by a member of the Colts in a single season, passing Cary Blanchard's 135 in 1996. Totaled 139 points in 2013, which marked the second-highest single-season point total of his career (141 in 2004). With three field goals against Jacksonville, moved into sole possession of third place for the most field goals made in a single season in franchise history. His 35 field goals this season are a personal career best. Improved his streak of consecutive games having scored at least one point to 161. Was named AFC Special Teams Player of the Week for his performance for the second time in the regular season.
- Played in his 26th career postseason game during the team's Wild Card Playoff victory against Kansas City (1/4), which ranks tied for fourth in the NFL. Converted one field goal and six PATs for a total of nine points. Split the uprights on a 37-yard field goal in the second quarter to cut the Chiefs lead to 24-10. His six extra points ranked as the second-most for a single-game in team postseason history. He also tied David Akers (58) for the most career PATs in NFL postseason history.

2012 (COLTS):
- In 16 games, converted 26-of-33 field goals (78.8%), including a long of 53 yards, and was successful on all 37 extra points for 115 total points.
- Ranked eighth among AFC kickers and 16th among NFL kickers in scoring.
- Topped 100 points for the season for the 15th time in his career, which ranks second behind Jason Elam's 16 seasons.
- Became the 11th player in NFL history with 600-plus career PAT attempts in the season opener at Chicago (9/9).
- Notched the game-winning 53-yard kick with eight seconds remaining in the fourth quarter against Minnesota (9/16), which was the longest game-winning field goal of his career.
- Became the eighth player in NFL history with 400 career field goals at Tennessee (10/28). He also exceeded 1,800 points for his NFL career. Following his PAT attempt after Delone Carter's game-tying touchdown, Vinatieri became the 10th player in NFL history with 600 extra points for a career. Vinatieri competed in his 250th NFL game, which ranked second among active players (Jason Hanson).
- With five points at Detroit (12/2), he passed Lenny Moore (678) for fourth place on the team's all-time scoring list.
- Tied his season-long field goal with a 53-yard kick in the fourth quarter to give the Colts a 24-23 advantage against Tennessee (12/9). The field goal moved him into third place in franchise history in 50-plus-yard field goals (eight), passing Raul Allegre and Cary Blanchard.
- Tallied four extra points against Houston (12/30) and passed Dean Biasucci (255) for third in Colts history in career PATs.
- Split the uprights on three-of-four field goal attempts in the team's AFC Wild Card Playoff loss at Baltimore (1/6/13). With the kicks, he recorded his 25th consecutive postseason game having scored at least one point, which is an NFL record. Improved his NFL record of field goals made in the postseason to 48. With his 52-yard field goal in the second quarter, has now converted four-of-five field goals from 50-plus yards in the postseason, which is a new NFL postseason record. The 52-yard kick was also the longest of his postseason career. Ended the game having converted 22-of-24 field goal attempts in the postseason as a member of the Colts. With nine points, he improved his current NFL postseason record to 196.

2011 (COLTS):
- In 16 games, converted 23-of-27 field goal attempts and all 24 extra points for 93 total points.
- Split the uprights on all four field goal attempts, including a 52-yarder against Cleveland (9/18). His 52-yard long was his longest field

goal since 2008 when he converted from the same distance against New England (11/2/08).
- Connected on a 53-yard field goal against Kansas City (10/9), which was tied for the fourth-longest kick of his career (regular and postseason).
- Made his only field goal attempt at Tennessee (10/30), which moved him above the 1,700-point plateau and extended his streak of consecutive games scoring to 122.
- Split the uprights on field goals of 43 and 31 yards against Carolina (11/27) and moved past Nick Lowery (1,711) for ninth place on the NFL's all-time career points list.
- Remained perfect in field goal attempts in his career against Baltimore (10 kicks), having split the uprights on a 22-yard kick at the Ravens (12/11).
- Hit on field goals of 23, 32, 47 and 31 yards against Houston (12/22). With his 47-yard field goal in the third quarter, Vinatieri (385) surpassed Nick Lowery (383) for eighth place on the NFL's all-time field goals list. Missed a 42-yard attempt at the end of the first half, which ended his streak of 33 consecutive field goals made at Lucas Oil Stadium in the regular season.
- Scored the Colts first points of the game with a 48-yard field goal in the second quarter at Jacksonville (1/1), extending his consecutive games scoring streak to 130. Also connected on a 20-yard field goal in the third quarter.

2010 (COLTS):
- Appeared in all 16 games and converted 26-of-28 field goals and all 51 PATs for 129 points.
- Named AFC Special Teams Player of the Week for his performances against Cincinnati (11/14) and Tennessee (1/2).
- His point total marked the second-highest of his career (141 in 2004) and his extra point total set a career-best.
- Became the seventh NFL kicker in league history to record 500-plus points with two different teams.
- Split the uprights on two field goals and three PATs at Denver (9/26).
- Converted four field goals and one extra point against Kansas City (10/10).
- Made two field goals at Washington (10/17) and surpassed Al Del Greco (347) to move into 11th place in NFL history for most field goals made.
- Notched three field goals on three attempts and three PATs against Houston (11/1). Surpassed Al Del Greco (1,584) for the 13th most kicking points in NFL history.
- Surpassed Eddie Murray (1,594) for the 12th most kicking points in league history and tied Murray (352) for 11th in most field goals made with one field goal and three PATs at Philadelphia (11/7).
- Was named AFC Special Teams Player of the Week with three field goals and two PATs against Cincinnati (11/14). Became the 12th NFL kicker with 1,600-plus career points.
- Hit three field goals and three extra points at Tennessee (12/9) to surpass 100 points for the 14th time in his career.
- Was named AFC Special Teams Player of the Week after booting three field goals and two PATs against Tennessee (1/2), and his 43-yarder at the final gun was his 23rd career game-winning field goal.
- Split the uprights on three field goal attempts while adding one PAT in the Wild Card Playoffs against the New York Jets (1/8).

2009 (COLTS):
- Saw action in six games, appearing in the first five and was inactive for the remaining contests.
- Named to the NFL's All-Decade Team as well as The Sporting News and Sports Illustrated NFL All-Decade Team (2000-09).
- Converted seven-of-nine field goals and 17 PATs for 38 points.
- Split the uprights on two field goals and three PATs at Miami (9/21).
- Was two-of-two in field goal attempts with the addition of four extra points against Seattle (10/4).
- Was inactive for the postseason against Baltimore in the Divisional Playoffs (1/16), the New York Jets in the AFC Championship Game (1/24) and Super Bowl XLIV vs. New Orleans (2/7).

2008 (COLTS):
- Played in 16 games and was 20-of-25 in field goals while adding 43 PATs for 103 points, his 13th consecutive year topping 100-plus points.
- Earned AFC Special Teams Player of the Week honors for his performance against New England (11/2).
- Contributed with three special teams tackles (two solo).
- Hit a 47-yard game-winning field goal with three seconds remaining at Minnesota (9/14), which was the 21st game-winning kick of his career.
- Split the uprights on a 52-yard kick vs. New England (11/2) with 8:05 remaining for the deciding points in an 18-15 victory. Was named AFC Special Teams Player of the Week.
- Hit four-of-four field goals and three PATs against Houston (11/16).
- Notched three field goals, including a 51-yard game-winner with no time remaining in the fourth quarter at San Diego (11/23). The kick was the longest game-winning field goal of his career.
- Totaled one field goal and two PATs in the Wild Card Playoffs at San Diego (1/3).

2007 (COLTS):
- Appeared in 16 games and totaled 23-of-29 field goals and 49-of-51 PATs for 118 points.
- His 118 points marked his 12th consecutive 100-plus point season.
- Scored seven-plus points in 12 games, including his first eight games.
- Split the uprights on three-of-three field goals and three PATs for 12 points and his third consecutive double-digit scoring game at Houston (9/23).
- Kicked his 20th career game-winning field goal in the final minute of the fourth quarter or overtime with a 24-yarder with three seconds remaining against Kansas City (11/18).
- Totaled one field goal and three PATs for six points against San Diego (1/13) in the Divisional Playoffs.

2006 (COLTS):
- Saw action in 13 games in his first season with the Colts and was inactive for games 3-5 with an injury.
- Had played in 162 consecutive games before missing one against Jacksonville (9/24).
- Was named AFC Special Teams Player of the Week for his performance at the New York Giants (9/10) and at Denver (10/29).
- Totaled 25-of-28 field goals and 38 PATs for 113 points.
- Recorded four field goals on four attempts at the New York Giants (9/10) and was named AFC Special Teams Player of the Week for his performance.
- Hit four field goals and the game-winning 37-yard kick with two seconds left at Denver (10/29) and was named AFC Special Teams Player of the Week for his efforts.
- Appeared in four postseason games and tallied 14-of-15 field goals and seven PATs for an NFL single postseason record 49 points. Topped Terrell Davis' 48 points in 1997. Scored 10-plus points in every game.
- Converted three-of-three field goals and two PATs against Kansas City in the Wild Card Playoffs (1/6). Recorded his first career 50-

plus yard postseason field goal.
- Split the uprights on five-of-five field goals for the team's 15 points in a 15-6 win at Baltimore in the Divisional Playoffs (1/13). Tied the record he already shared with six other kickers for the most field goals made in a postseason game.
- Tallied three field goals and three PATs against New England (1/21) in the AFC Championship Game.
- Hit three-of-four field goals and two PATs against Chicago (2/4) in Super Bowl XLI. Became the only kicker to hit a field goal in four Super Bowls and appear in five Super Bowls.

2005 (PATRIOTS):
- Appeared in 16 games for the 10th consecutive season for New England and converted 20-of-25 field goals and 40-of-41 PATs for 100 points.
- Named AFC Special Teams Player of the Week for his performance at Pittsburgh (9/25).
- Split the uprights on three-of-four field goals and two PATs at Pittsburgh (9/25) to earn AFC Special Teams Player of the Week honors. His 35-yard kick with one second remaining in the game was the difference in a 23-20 victory.
- Nailed a game-winning 29-yard field goal with 17 seconds remaining in a 31-28 win at Atlanta (10/9).
- Converted all four PATs and contributed with a 24-yard pooch punt downed at the four-yard line against Jacksonville (1/7) in the team's AFC Wild Card Playoff game.
- Split the uprights on two-of-three field goals and one PAT at Denver (1/14) in the Divisional Playoffs.

2004 (PATRIOTS):
- Logged one of the finest seasons in his career having converted 31-of-33 field goals (93.9 percent) and hitting all 48 PATs for a career-high and NFL-best 141 points.
- His 31 field goals tied a career-high set in 1998, while his percentage marked a career-best.
- Named to his second Pro Bowl.
- Selected as the AFC Special Teams Player of the Month for November.
- Earned AFC Special Teams Player of the Week honors for his efforts against St. Louis (11/7) and Pittsburgh in the postseason (1/23).
- Hit 23 consecutive field goals from October 10 to December 26 and hit 29 of his last 30 field goals, including the playoffs.
- Split the uprights on all four field goal attempts and four PATs at St. Louis (11/7). Also threw his first career touchdown pass (four yards) to Troy Brown on a fake field goal. His performance earned him AFC Special Teams Player of the Week honors.
- Tied a career-high with five field goals against Buffalo (11/14) and set a single-game career-high with 17 points.
- Tied a career-high with six PATs at Cleveland (12/5).
- Was three-of-four in field goal attempts at the New York Jets (12/26), snapping a string of 23 consecutive field goals.
- Was five-of-five in field goals and 10-of-10 in PATs for an NFL-leading 25 postseason points.
- Split the uprights on two field goals against Indianapolis (1/16) in the Divisional Playoffs.
- Converted both field goal attempts in the AFC Championship Game at Pittsburgh (1/23) to earn NFL Special Teams Player of the Week honors. His 48-yard field goal tied the New England postseason record and was the longest field goal in Heinz Field history.
- Hit his lone field goal attempt and three extra points against Philadelphia (2/6) in Super Bowl XXXIX. Gave the Patriots a 24-14 lead with a 22-yard field goal in the fourth quarter.

2003 (PATRIOTS):
- Was 25-of-34 in field goals while contributing with 37-of-38 PATs for 112 points.
- Hit a season-long 48-yard field goal and five PATs against Tennessee (10/5).
- Split the uprights on his 200th career field goal at Denver (11/3).
- Nailed three field goals, including the game-winning kick with 41 seconds remaining in overtime to give the club a 23-20 victory at Houston (11/23).
- Hit one-of-two field goals and two extra points against Tennessee (1/10), including the game-winning 46-yard field goal with 4:06 remaining for a 17-14 victory in the Divisional Playoffs.
- Tied an NFL playoff record with five field goals (31, 25, 27, 21, 34) in a 24-14 victory against Indianapolis (1/18) in the AFC Championship Game.
- Notched one-of-three field goals and three PATs against Carolina in Super Bowl XXXVIII (2/1). Hit the game-winning 41-yard field goal with four seconds remaining for a 32-29 victory, his second game-winning Super Bowl kick in three seasons.

2002 (PATRIOTS):
- Booted 27-of-30 field goals and 36-of-36 PATs for 117 points, the third-highest total of his career.
- Earned his first career Pro Bowl selection.
- Named AFC Special Teams Player of the Week for his performance against Miami (12/29).
- Was three-of-three in field goal attempts while adding five PATs for a seasonal-best 14 points at the New York Jets (9/15).
- Hit the game-winning 35-yard field goal in a 41-38 overtime victory against Kansas City (9/22).
- Was four-of-four in field goal attempts, including a career-best 57-yarder at Chicago (11/10).
- Was four-of-four in field goals, including the game-tying and game-winning field goals in a 27-24 overtime win vs. Miami (12/29). Was named AFC Special Teams Player of the Week for his performance.

2001 (PATRIOTS):
- Converted 24-of-30 field goals and 41-of-42 PATs for 113 points.
- Had five game-winning field goals, including two in the playoffs.
- Named AFC Special Teams Player of the Week for his efforts at Buffalo (12/16).
- Was three-of-three in field goals and five-of-five in PATs for a seasonal-best 14 points against Indianapolis (9/30).
- Split the uprights on three field goals and two PATs against San Diego (10/14). Hit the game-winning 44-yard field goal in a 29-26 overtime victory.
- Nailed a 54-yard field goal against Cleveland (12/9), the second-longest kick in his career. Had a 33-yard pooch punt in fourth quarter that was downed at the Cleveland two-yard line.
- Scored the entire club's points on four field goals, including a 23-yard game-winning field goal in a 12-9 win at Buffalo (12/16). Was named AFC Special Teams Player of the Week for his performance.
- Tallied six field goals on seven attempts and added six PATs for 24 postseason points.
- Was three-of-three in field goals while contributing with one PAT in a 16-13 overtime win against Oakland in the Divisional Playoffs (1/19). Hit a 45-yard game-tying kick in the snow with 32 seconds remaining and hit the game-winning 23-yard field goal in overtime for the victory.
- Contributed with one field goal and three PATs at Pittsburgh in the AFC Championship Game (1/27).
- Tallied the game-winning 48-yard field goal as time expired in a 20-17 victory vs. St. Louis in Super Bowl XXXVI (2/3). The kick marked the first time the Super Bowl had been decided on the final play of the game.

2000 (PATRIOTS):
- Converted 27-of-33 field goals and split the uprights on all 25 PATs for 106 points.
- Was three-of-three in field goals, including the game-winning 22-yard kick with three seconds remaining in a 16-13 victory against Cincinnati (11/19).
- Split the uprights on three-of-four field goals and three PATs for 12 points against Kansas City (12/4). Hit a 53-yard field goal, which was the longest outdoor kick in his career.
- Hit the game-winning 24-yard field goal with 19 seconds remaining in overtime for a 13-10 victory at Buffalo (12/17).

1999 (PATRIOTS):
- Was 26-of-33 in field goals while adding 29-of-30 PATs for 107 points.
- Was named AFC Special Teams Player of the Month for September after converting seven-of-seven field goal attempts, all eight PAT attempts and two game-winning field goals.
- Scored a seasonal-high 12 points (three-of-three field goals and three PATs), including the game-winning 23-yard field goal in a 30-28 victory at the New York Jets (9/12).
- Hit the game-winning 26-yard field goal against Indianapolis (9/19) in a 31-28 win.
- Had a New England franchise-record streak of PATs snapped at 117 with a blocked attempt at Arizona (10/31).

1998 (PATRIOTS):
- Split the uprights on 31-of-39 field goals and all 32 PATs for a then-career-best 127 points (also includes a two-point conversion).
- His 31 field goals were a then-career-best.
- Added nine special teams tackles.
- Named AFC Special Teams Player of the Week for his efforts at New Orleans (10/4) and vs. Miami (11/23) and earned Special Teams Player of the Month honors in October having converted 10-of-11 field goals and nine PATs for 39 points.
- Converted three-of-four field goals, including a 52-yarder vs. Indianapolis (9/13).
- Hit all three field goal attempts and three PATs at New Orleans (10/4), including a game-winning 27-yard kick in a 30-27 victory. Earned AFC Special Teams Player of the Week honors for his performance.
- Logged a career-high 16 points on four-of-four field goal attempts and four PATs against Kansas City (10/11).
- Nailed all four field goal attempts and two extra points against Miami (11/23) earning AFC Special Teams Player of the Week honors.
- Hit the game-winning 35-yard field goal with three seconds left in a 24-21 victory against San Francisco (12/20).

1997 (PATRIOTS):
- Was 25-of-29 in field goal attempts while contributing with 40 PATs for 115 points.
- Named AFC Special Teams Player of the Week for his performance against Buffalo (10/12).
- Hit the game-winning 34-yard field goal in a 27-24 overtime victory against the New York Jets (9/14).
- Converted four-of-four field goals and three PATs for 15 points against Buffalo (10/12). Hit a then-career-long 52 yard field goal and was named AFC Special Teams Player of the Week for his efforts.
- Scored all of the Patriots points with two field goals (31 and 46 yards) at Pittsburgh (1/3) in the Divisional Playoffs.

1996 (PATRIOTS):
- Converted 27-of-35 field goals and 39-of-42 PATs for 120 points, which ranked third in the AFC and fifth in the NFL.
- Was named AFC Special Teams Player of the Week for his performance against Jacksonville (9/22).
- His 120 points by a rookie ranked eighth in NFL history.
- Split the uprights on five-of-six field goals and one-of-two PATs for a season-high 16 points vs. Jacksonville (9/22) earning AFC Special Teams Player of the Week honors. Hit the game-winning 40-yard field goal in overtime in the 28-25 victory as his field goals made marked a then-career-best, while his attempts are a career-high.
- Tallied three field goals on three attempts while adding three PATs at Baltimore (10/6). Also contributed with a season-long 50-yard field goal.
- Contributed with four extra points in the team's 28-3 victory over the Pittsburgh Steelers (1/5) in the Divisional Playoffs.
- Converted two-of-three field goals and two PATs against Jacksonville (1/12) in the AFC Championship Game.
- Made three extra points in the team's Super Bowl XXXI loss to the Green Bay Packers (1/26).

COLLEGE:
- Four-year letterman who finished as South Dakota State's all-time leading scorer with 185 career points.
- Served as the school's placekicker and also handled punting duties in his final three seasons, earning first-team all-conference honors each year.
- Split the uprights on 27-of-53 career field goals with 104-of-114 PATs. Also added 144 career punts.
- Tallied 47 points as a senior and tied a career-long kick with a 51-yard field goal. Originally set the school record with a 51-yard field goal as a sophomore.
- Led the conference with a 43.5 punting average as a senior, which also ranked fourth in Division II. Contributed with a career-long 77-yard kick.
- Earned second-team all-conference honors as a junior.
- Holds a degree in fitness and wellness.

PERSONAL:
- Attended Rapid City (S.D.) Central High School and lettered in football, soccer, track and wrestling.
- Earned first-team all-state honors in 1991.
- Vinatieri and his wife, Valerie, reside with their sons, A.J. and Gabriel, and daughter, Allison.
- Born in Yankton, S.D.

VINATIERI'S GAME-WINNING FIELD GOALS (24)

Opponent	Date	Yards	Time	Final Score
vs. Jacksonville	9/22/96	40	12:24	28-25 OT
vs. NY Jets	9/14/97	34	06:57	27-24 OT
at New Orleans	10/4/98	27	00:03	30-27
vs. San Francisco	12/20/98	35	00:03	24-21
at NY Jets	9/12/99	23	00:03	30-28
vs. Indianapolis	9/19/99	26	00:35	31-28
vs. Cincinnati	11/19/00	22	00:03	16-13
at Buffalo	12/17/00	24	00:19	13-10 OT
vs. San Diego	10/14/01	44	10:55	29-26 OT
at Buffalo	12/16/01	23	09:15	12-9 OT
vs. Oakland	1/19/02	23	06:31	16-13 OT
vs. St. Louis	2/3/02	48	00:00	20-17+
vs. Kansas City	9/22/02	35	10:20	41-38 OT
vs. Miami	12/29/02	35	12:57	27-24 OT
at Houston	11/23/03	28	00:40	23-20 OT
vs. Carolina	2/1/04	41	00:04	32-29#
at Pittsburgh	9/25/05	43	00:01	23-20
vs. Atlanta	10/9/05	29	00:17	31-28
at Denver	10/29/06	37	00:02	34-31
vs. Kansas City	11/18/07	24	00:03	13-10
at Minnesota	9/14/08	47	00:03	18-15
at San Diego	11/23/08	51	00:00	23-20
vs. Tennessee	1/2/11	43	00:00	23-20
vs. Minnesota	9/16/12	53	00:08	23-20

*All FGs 1996-2005 came while with New England
+Super Bowl XXXVI
#Super Bowl XXXVIII

2013 GAME-BY-GAME STATISTICS

Date/Opp.	FGM	FGA	PCT	LG	BLK	PAT-M	PAT-A	PCT	BLK	PTS	1-19	20-29	30-39	40-49	50+
9/8 vs. OAK	0	0	0.0%	0	0	3	3	100.0%	0	3	0-0	0-0	0-0	0-0	0-0
9/15 vs. MIA	2	3	66.7%	38	0	2	2	100.0%	0	8	0-0	0-0	2-2	0-0	0-1
9/22 @ SF	2	3	66.7%	43	0	3	3	100.0%	0	9	0-0	0-0	0-0	2-2	0-1
9/29 @ JAX	3	3	100.0%	46	0	4	4	100.0%	0	13	0-0	2-2	0-0	1-1	0-0
10/6 vs. SEA	2	2	100.0%	49	0	2	2	100.0%	0	8	0-0	0-0	0-0	2-2	0-0
10/14 @ SD	3	3	100.0%	51	0	0	0	0.0%	0	9	0-0	0-0	1-1	0-0	2-2
10/20 vs. DEN	3	3	100.0%	52	0	4	4	100.0%	0	13	0-0	1-1	0-0	1-1	1-1
11/3 @ HOU	2	3	66.6%	35	1	1	1	100.0%	0	7	0-0	0-0	2-2	0-1	0-0
11/10 vs. STL	0	0	0.0%	0	0	0	0	0.0%	0	0	0-0	0-0	0-0	0-0	0-0
11/14 @ TEN	3	3	100.0%	50	0	3	3	100.0%	0	12	0-0	0-0	1-1	1-1	1-1
11/24 @ ARZ	1	1	100.0%	27	0	0	0	0.0%	0	3	0-0	1-1	0-0	0-0	0-0
12/1 vs. TEN	5	5	100.0%	49	0	1	1	100.0%	0	16	0-0	0-0	1-1	4-4	0-0
12/8 @ CIN	0	1	0.0%	0	0	4	4	100.0%	0	4	0-0	0-0	0-0	0-1	0-0
12/15 vs. HOU	3	3	100.0%	43	0	2	2	100.0%	0	11	0-0	0-0	1-1	2-2	0-0
12/22 @ KC	3	4	75.0%	46	0	2	2	100.0%	0	11	0-0	0-0	1-2	2-2	0-0
12/29 vs. JAX	3	3	100.0%	39	0	3	3	100.0%	0	12	0-0	2-2	1-1	0-0	0-0
2013 TOTALS	**35**	**40**	**87.5%**	**52**	**1**	**34**	**34**	**100.0%**	**0**	**139**	**0-0**	**6-6**	**10-11**	**15-17**	**4-6**

2013 POSTSEASON GAME-BY-GAME STATISTICS

Date/Opp.	FGM	FGA	PCT	LG	BLK	PAT-M	PAT-A	PCT	BLK	PTS	1-19	20-29	30-39	40-49	50+
1/4 vs. KC	1	1	100.0%	37	0	6	6	100.0%	0	9	0-0	0-0	1-1	0-0	0-0
1/11 @ NE															
TOTAL	**1**	**1**	**100.0%**	**37**	**0**	**6**	**6**	**100.0%**	**0**	**9**	**0-0**	**0-0**	**1-1**	**0-0**	**0-0**

CAREER REGULAR SEASON STATISTICS

Year	FGM	FGA	PCT	LG	BLK	PAT-M	PAT-A	PCT	BLK	PTS	1-19	20-29	30-39	40-49	50+
2013 IND	35	40	87.5%	52	1	34	34	100.0%	0	139	0-0	6-6	9-10	15-17	4-6
2012 IND	26	33	78.8%	53	0	37	37	100.0%	0	115	1-1	8-8	4-7	9-10	4-7
2011 IND	23	27	85.2%	53	1	24	24	100.0%	0	93	0-0	7-7	6-7	8-10	2-3
2010 IND	26	28	92.9%	48	1	51	51	100.0%	0	129	0-0	8-8	9-10	9-10	0-0
2009 IND	7	9	77.8%	48	0	17	18	94.4%	1	38	1-1	3-3	1-2	2-2	0-1
2008 IND	20	25	80.0%	52	1	43	43	100.0%	0	103	0-0	3-3	11-13	4-7	2-2
2007 IND	23	29	79.3%	39	1	49	51	96.1%	2	118	1-1	14-15	8-10	0-2	0-1
2006 IND	25	28	89.3%	48	0	38	38	100.0%	0	113	1-1	3-3	12-13	9-10	0-1
2005 NE	20	25	80.0%	49	0	40	41	97.6%	1	100	0-0	7-7	9-10	4-6	0-2
2004 NE	31	33	93.9%	48	0	48	48	100.0%	0	141	0-0	13-13	7-7	11-12	0-1
2003 NE	25	34	73.5%	48	1	37	38	97.4%	1	112	0-0	16-17	4-8	5-8	0-1
2002 NE	27	30	90.0%	57	0	36	36	100.0%	0	117	0-0	6-6	12-12	8-10	1-2
2001 NE	24	30	80.0%	54	0	41	42	97.6%	0	113	1-1	8-8	7-8	7-12	1-1
2000 NE	27	33	81.8%	53	0	25	25	100.0%	0	106	0-0	11-13	8-9	7-8	1-3
1999 NE	26	33	78.8%	51	0	29	30	96.7%	1	107	1-1	14-14	5-7	5-9	1-2
1998 NE	31	39	79.5%	55	1	32	32	100.0%	0	125	3-3	8-8	9-14	9-12	2-2
1997 NE	25	29	86.2%	52	0	40	40	100.0%	0	115	0-0	11-11	7-9	6-8	1-1
1996 NE	27	35	77.1%	50	1	39	42	92.9%	1	120	1-1	9-10	8-8	8-14	1-2
Totals	**448**	**540**	**83.0%**	**57**	**8**	**660**	**670**	**98.5%**	**7**	**2,006**	**10-10**	**155-160**	**137-165**	**126-167**	**20-38**

*Point total includes a two-point conversion run vs. Buffalo (11/29/98)

CAREER POSTSEASON STATISTICS

Year	FGM	FGA	PCT	LG	BLK	PAT-M	PAT-A	PCT	BLK	PTS	1-19	20-29	30-39	40-49	50+
2013 IND	1	1	100.0%	37	0	6	6	100.0%	0	9	0-0	0-0	1-1	0-0	0-0
2012 IND	3	4	75.0%	52	0	0	0	0.0%	0	9	0-0	1-1	0-0	1-2	1-1
2010 IND	3	3	100.0%	50	0	1	1	100.0%	0	10	0-0	0-0	1-1	1-1	1-1
2009 IND	0	0	0.0%	0	0	0	0	0.0%	0	0	0-0	0-0	0-0	0-0	0-0
2008 IND	1	1	100.0%	43	0	2	2	100.0%	0	5	0-0	0-0	0-0	1-1	0-0
2007 IND	1	1	100.0%	46	0	3	3	100.0%	0	6	0-0	0-0	0-0	1-1	0-0
2006 IND	14	15	93.3%	51	0	7	7	100.0%	0	49	1-1	5-5	2-3	4-4	2-2
2005 NE	2	3	66.7%	40	0	5	5	100.0%	0	11	0-0	0-0	1-1	1-2	0-0
2004 NE	5	5	100.0%	48	0	10	10	100.0%	0	25	0-0	2-2	2-2	1-1	0-0
2003 NE	7	10	70.0%	46	0	6	6	100.0%	0	27	0-0	3-3	2-4	2-3	0-0
2001 NE	6	7	85.7%	48	0	6	6	100.0%	0	24	0-0	2-2	1-1	3-3	0-1
1998 NE	1	1	100.0%	27	0	1	1	100.0%	0	4	0-0	1-1	0-0	0-0	0-0
1997 NE	3	5	60.0%	46	0	2	2	100.0%	0	11	0-0	1-1	1-1	1-3	0-0
1996 NE	2	3	66.7%	29	0	9	9	100.0%	0	15	0-0	2-2	0-0	0-1	0-0
Totals	**49**	**59**	**83.1%**	**52**	**0**	**58**	**58**	**100.0%**	**0**	**205**	**1-1**	**17-17**	**11-14**	**16-22**	**4-5**

ADDITIONAL STATISTICS:

Punting: Career: two punts for 60 yards, with two inside 20. 1996: 1-27 12/8/96 vs. NYJ. 2001: 1-33 12/9/01 vs. Cleveland.

Passing: 2004: 1-1-4, TD, 122.9 passer rating, 11/7/04 at St. Louis (Fake FG).

ERIK WALDEN

Outside Linebacker 6-2 250 Middle Tennessee St.

NFL Exp: 6 (1st Year With Colts)
How Acquired: UFA – 2013 (GB)
Born: 8/21/85
GP/GS (Postseason): 83/41 (8/5)

93

CAREER TRANSACTIONS:

- Signed by the Colts as an unrestricted free agent on March 13, 2013.
- Signed by the Green Bay Packers on October 27, 2010.
- Released by the Miami Dolphins on September 28, 2010.
- Signed by the Dolphins on September 13, 2010.
- Waived by the Dolphins on September 4, 2010.
- Acquired from waivers by the Dolphins on November 19, 2008.
- Released by the Kansas City Chiefs on November 18, 2008.
- Acquired from waivers by the Chiefs on August 31, 2008.
- Released by the Dallas Cowboys on August 30, 2008.
- Originally selected by the Cowboys in the sixth-round (167th overall) of the 2008 NFL Draft.

PRO CAREER:

- Became a full-time starter for the first time in his career in 2011, opening the first 15 games at right outside linebacker and setting or tying his career highs in every major statistical category.
- Recovered his first career fumble and returned it five yards for his first career touchdown against the Oakland Raiders on December 11, 2011.
- Took advantage of his second career starting assignment, earning NFC Defensive Player of the Week honors for his Week 17 performance against Chicago in 2010 when he recorded a career-high 3.0 sacks and a career-best 16 tackles.

2013 (COLTS):

- Started his first game in a Colts uniform at SLB in the regular season opener against Oakland (9/8). Finished the game with four tackles (one solo).
- Notched one tackle starting at SLB in a Week 2 meeting against Miami (9/15).
- Totaled one tackle starting at SLB in the team's Week 3 victory at San Francisco (9/22). Was part of a defense that limited Colin Kaepernick to two completions in the first half and 139 total net passing yards.
- Started at SLB In a Week 4 victory at Jacksonville (9/29) and finished with three tackles while assisting a defense that limited the Jaguars to 205 net yards and 40 net rushing yards.
- In a Week 5 victory against Seattle (10/6), posted four tackles and one fumble recovery on Robert Mathis' sack-forced fumble. The recovery was the second of his career and the first since December 11, 2011 as a member of the Green Bay Packers.
- Finished with four tackles (two solo) making a start at strongside linebacker in a Week 6 loss at San Diego (10/14).
- In a Week 7 victory against Denver (10/2), finished with three tackles, one pass defensed and one forced fumble. Assisted in two Broncos turnovers in the fourth quarter when he tipped a Peyton Manning pass, which was intercepted by linebacker Pat Angerer. Also forced a fumble on the ensuing Denver possession at the Colts' two-yard line.
- Finished with six tackles, one pass defensed and 1.0 sack in the team's comeback victory at Houston (11/3). Recorded his first quarterback sack as a member of the Colts when he brought down Texans quarterback Case Keenum for a 10-yard loss in the second quarter. The sack led to a Houston missed field goal. The sack was also the 10th of Walden's career.
- Made a start at SLB in a Week 10 loss against St. Louis (11/10) and finished with five tackles.
- In a Week 11 victory at Tennessee (11/14), compiled four tackles (three solo), two tackles for loss and 1.0 sack. The sack, which was his second of the season, came in the third quarter and forced a Titans punt.
- Was suspended by the NFL for a Week 12 contest at Arizona (11/24).
- Started at SLB in a Week 13 victory against Tennessee (12/1) and finished with five solo tackles and one pass defensed.
- In a Week 14 loss at Cincinnati (12/8), started at SLB and registered seven tackles (three solo).
- Tallied five tackles (four solo) and 1.0 sack in a Week 15 victory against Houston (12/15) starting at SLB. Posted his third sack of the season in the fourth quarter, which led to a Houston punt. The sack was also the 12th of his career.
- Started at SLB in a Week 16 victory at Kansas City (12/22) and finished with three tackles.
- In a Week 17 victory against Jacksonville (12/29), started at SLB and registered three solo tackles and two quarterback hurries.
- Started at SLB during the team's Wild Card Playoff victory against Kansas City (1/4). Compiled seven tackles (two solo), one tackle for loss and one pass defensed in the win.

2012 (PACKERS):

- Appeared in 15 games with nine starts and registered 69 tackles (38 solo), a career-high-tying 3.0 sacks, his first two career interceptions and four passes defensed.
- Made his season debut in Week 2 against Chicago (9/13) and finished with five tackles (three solo) and a half of a sack.
- Finished with seven tackles (four solo) at Seattle (9/24).
- Received his first start of the season, finishing with three tackles (two solo) and a career-high three passes defensed at Indianapolis (10/7).
- Was the defense's game ball recipient at St. Louis (10/21) after leading the unit with 12 tackles (eight solo) and a half of a sack. The tackle total was the second highest of his career (16 in Week 17 of 2010).
- Tallied four tackles (two solo), four quarterback hits and his first career interception against Arizona (11/4).
- Finished with nine tackles (eight solo) and 2.0 sacks at Detroit (11/18), marking his first multi-sack outing since the regular season finale in 2010 when he posted 3.0 against Chicago.
- Finished with eight tackles (three solo) and two quarterback hits against Detroit (12/9).
- Collected his second interception of the season against Tennessee (12/23).
- Recorded seven tackles (two solo) and a quarterback hit at Minnesota (12/30).
- Registered four tackles (two solo), 1.0 sack, three pressures and three quarterback hits in an NFC Wild Card Playoff game against Minnesota (1/5/13).

WALDEN SINGLE-GAME HIGHS

Tackles:	16 vs. CHI (1/2/11)
Sacks:	3.0 vs. CHI (1/2/11)
FF:	1, two times (Last: vs. DEN (10/20/13)
FR:	1 vs. OAK (12/11/11)

2011 (PACKERS):

- Started the first 15 games and finished fifth on the team with a career-high 86 tackles (50 solo), 3.0 sacks, two passes defensed and a fumble recovery that he returned for his first career touchdown.
- Also added a tackle and a forced fumble on special teams.
- Opened the regular season as a starter for the first time in his pro career and ended with six tackles (four solo), 1.0 sack and a pass defensed against New Orleans (9/8).
- Finished with five tackles (three solo, two for loss), a team-leading six quarterback hits and a pass defensed at San Diego (11/8). Picked up his second sack of the season when he dropped quarterback Philip Rivers for a one-yard loss in the third quarter.
- Led the defense with a season-high 11 tackles (six solo, one for loss) and his third sack of the season against Tampa Bay (11/20). The third sack of the season matched his career-high set in 2010.
- Finished as the team's leading tackler for the second consecutive week with 10 stops (seven solo), while adding three quarterback hits at Detroit (11/24).
- Finished with five tackles (three solo) and his first career fumble recovery that he returned five yards for a touchdown against Oakland (12/11). Became the franchise-record 19th player on the Packers roster to score a touchdown in 2011, the fifth on defense.
- Recorded a forced fumble on his first special teams tackle of the season against Detroit (1/1).

2010 (DOLPHINS/PACKERS)

- Played in the final nine regular season games for Green Bay with a then-career-high two starts after joining the team as a free agent on October 27.
- Posted 31 tackles (19 solo), 3.0 sacks and a pass defensed, while adding four tackles on special teams.
- Started the first three postseason contests before being sidelined with an ankle injury for Super Bowl XLV against Pittsburgh.
- Posted 15 tackles (nine solo), 1.0 sack and a forced fumble in the playoffs.
- Spent training camp with the Dolphins but was waived on September 4. Was re-signed on September 13 and played in two games.
- Registered two solo tackles at Detroit (12/12).
- Earned his first career start at New England (12/19) and led the team with nine tackles (four solo).
- Led the team with career highs in sacks (3.0) and tackles (16) on his way to earning NFC Defensive Player of the Week honors against Chicago (1/2/11). Became the first NFL player to have his first career sack come as part of a 3.0-sack game since Cleveland linebacker Andra Davis (4.0 sacks, at Kansas City, 11/9/03).
- Started and registered a team-high eight tackles (five solo), 1.0 sack and a forced fumble in an NFC Wild Card Playoff game at Philadelphia (1/9/11).
- Started and recorded four tackles (two solo), three quarterback hits and a pair of quarterback pressures in an NFC Divisional Playoff game at Atlanta (1/15/11).
- Got the start and registered three tackles (two solo) and two quarterback hits before leaving with an ankle injury in the third quarter of the NFC Championship game at Chicago (1/23/11).
- Was inactive in Super Bowl XLV against Pittsburgh (2/6/11).

2009 (DOLPHINS):

- Played in 11 games for the Dolphins and recorded eight special teams tackles.
- Was inactive for five contests.
- Registered a season-high three tackles on special teams against Buffalo (10/4).

2008 (CHIEFS/DOLPHINS):

- Joined the Cowboys as a sixth-round draft pick in April but was released in the final roster reduction on August 30. Claimed off waivers the next day by Kansas City and played in nine games for the Chiefs.
- Recorded 10 special teams tackles in Kansas City, tied for second on the team at the time he was released on November 18. Was claimed off waivers by Miami the next day.
- Played in six games for the Dolphins and posted five special teams stops.
- Made his NFL playoff debut with the Dolphins in an AFC Wild Card Playoff game against Baltimore (1/4/09).

COLLEGE:

- A two-time All-Sun Belt Conference selection at defensive end at Middle Tennessee State who finished his career as the school's all-time sack leader with 22.5.
- Played in 44 games with 34 starts and posted 152 tackles, including 40 for loss, one interception, five forced fumbles, two fumble recoveries and four passes defensed.
- Voted a First Team All-Sun Belt selection by the league's coaches and media as a senior.
- Played in 10 games with nine starts, missing two contests with a toe injury, and recorded 46 tackles, including 8.5 tackles for loss, 2.0 sacks, an interception, one forced fumble, two passes defensed and a safety.
- Named First Team All-Sun Belt, starting 13 games and setting a single-season school record with 11.5 sacks as a junior. The sack total ranked No. 10 nationally.
- Totaled a career-high 48 tackles, including 14.5 for loss, plus three forced fumbles and a recovery.
- Played in 11 games with starts at two different positions (five at defensive end, three at linebacker) as a sophomore.
- Posted 33 tackles, including 8.5 tackles for loss, 3.0 sacks, two passes defensed and a forced fumble.
- Played in 10 games with four starts, leading the team with 6.0 sacks and tying for the team lead with 8.5 tackles for loss as a freshman.
- Had 25 tackles and one forced fumble.

PERSONAL:

- Named an Associated Press first-team choice as a senior after leading Dublin (Ga.) High School to a 14-1 record in 2002 and a berth in the state title game.
- Was a *Macon Telegraph* First Team All-Middle Georgia selection and the *Courier-Herald* Heart of Georgia Defensive Player of the Year.
- Had 97 tackles and a school-record 19.0 sacks as a senior, plus 11 additional tackles for loss, two fumble recoveries and an interception.
- Also played running back, posting 837 yards of total offense, averaging 6.6 yards per carry and scoring 12 touchdowns (eight rushing, four receiving).
- Lettered in football, basketball and track, and was an all-state selection on the hardwood following both his junior and senior seasons.
- Participated in the Donald Driver Celebrity Softball Game and also attended the Edgar Bennett Bowl-A-Thon benefiting the Angel Fund in June of 2012.
- Earned his degree in physical education.
- A native of Dublin, Ga.

2013 GAME-BY-GAME STATISTICS

Date/Opp.	GP	GS	Solo	Asst.	Total	Sacks	PD	FF	FR	INT	Yds	Avg.	LG	TD
9/8 vs. OAK	1	1	1	3	4	0.0	0	0	0	0	0	0.0	0	0
9/15 vs. MIA	1	1	1	0	1	0.0	0	0	0	0	0	0.0	0	0
9/22 @ SF	1	1	0	1	1	0.0	0	0	0	0	0	0.0	0	0
9/29 @ JAX	1	1	2	1	3	0.0	0	0	0	0	0	0.0	0	0
10/6 vs. SEA	1	1	2	2	4	0.0	0	0	1	0	0	0.0	0	0
10/14 @ SD	1	1	2	2	4	0.0	0	0	0	0	0	0.0	0	0
10/20 vs. DEN	1	1	2	1	3	0.0	1	1	0	0	0	0.0	0	0
11/3 @ HOU	1	1	5	1	6	1.0	1	0	0	0	0	0.0	0	0
11/10 vs. STL	1	1	0	5	5	0.0	0	0	0	0	0	0.0	0	0
11/14 @ TEN	1	1	3	1	4	1.0	0	0	0	0	0	0.0	0	0
11/24 @ ARZ	RESERVE/SUSPENDED													
12/1 vs. TEN	1	1	5	0	5	0.0	1	0	0	0	0	0.0	0	0
12/8 @ CIN	1	1	3	4	7	0.0	0	0	0	0	0	0.0	0	0
12/15 vs. HOU	1	1	4	1	5	1.0	0	0	0	0	0	0.0	0	0
12/22 @ KC	1	1	0	3	3	0.0	0	0	0	0	0	0.0	0	0
12/29 vs. JAX	1	1	3	0	3	0.0	0	0	0	0	0	0.0	0	0
2013 TOTALS	**15**	**15**	**33**	**25**	**58**	**3.0**	**3**	**1**	**1**	**0**	**0**	**0.0**	**0**	**0**

2013 POSTSEASON GAME-BY-GAME STATISTICS

Date/Opp.	GP	GS	Solo	Asst.	Total	Sacks	PD	FF	FR	INT	Yds	Avg.	LG	TD
1/4 vs. KC	1	1	2	5	7	0.0	1	0	0	0	0	0.0	0	0
1/11 @ NE														
TOTAL	**1**	**1**	**2**	**5**	**7**	**0.0**	**1**	**0**	**0**	**0**	**0**	**0.0**	**0**	**0**

CAREER REGULAR SEASON STATISTICS

Year	GP	GS	Solo	Asst.	Total	Sacks	PD	FF	FR	INT	Yds	Avg.	LG	TD
2013 IND	15	15	33	25	58	3.0	3	1	1	0	0	0.0	0	0
2012 GB	15	9	38	33	71	3.0	4	0	0	2	22	11.0	20	0
2011 GB	16	15	50	36	86	3.0	2	1	1	0	0	0.0	0	0
2010 MIA/GB	9	2	19	12	31	3.0	1	0	0	0	0	0.0	0	0
2009 MIA	11	0	0	0	0	0.0	0	0	0	0	0	0.0	0	0
2008 KC/MIA	15	0	0	0	0	0.0	0	0	0	0	0	0.0	0	0
TOTAL	**81**	**41**	**140**	**106**	**246**	**12.0**	**10**	**2**	**2**	**2**	**22**	**11.0**	**20**	**0**

CAREER POSTSEASON STATISTICS

Year	GP	GS	Solo	Asst.	Total	Sacks	PD	FF	FR	INT	Yds	Avg.	LG	TD
2013 IND	1	1	2	5	7	0.0	1	0	0	0	0	0.0	0	0
2012 GB	2	1	5	4	9	1.0	0	0	0	0	0	0.0	0	0
2011 GB	1	0	3	0	3	0.0	0	0	0	0	0	0.0	0	0
2010 GB	3	3	9	6	15	1.0	0	1	0	0	0	0.0	0	0
2008 MIA	1	0	0	0	0	0.0	0	0	0	0	0	0.0	0	0
TOTAL	**8**	**5**	**19**	**15**	**34**	**2.0**	**1**	**1**	**0**	**0**	**0**	**0.0**	**0**	**0**

SPECIAL TEAMS TACKLES: 28 (2011 - 1, 2010 - 4, 2009 - 8, 2008 - 15)

SPECIAL TEAMS FORCED FUMBLES: 1 (2011 - 1)

REGGIE WAYNE

Wide Receiver 6-0 200 Miami (Fla.)

NFL Exp: 13 (13th Year with Colts)
How Acquired: D1 – 2001 (30th overall)
Born: 11/17/78
GP/GS (Postseason): 196/182 (18/18)

87

CAREER TRANSACTIONS:

- Placed on Injured Reserve on October 22, 2013.
- Selected by the Colts in the first-round of the 2001 NFL Draft (30th overall).

PRO CAREER:

- Ranks second in Colts history in receptions (1,102, Marvin Harrison), receiving yards (14,580, Harrison), receiving touchdowns (128, Harrison), scrimmage yards (14,608, Harrison), 100-plus yard games (59, Harrison; 42, Wayne) and consecutive games with a reception (190, Harrison; 119, Wayne).
- Named to six career Pro Bowls (2006-2010, 2012).
- Was a First Team Associated Press NFL All-Pro in 2010.
- Played in all 16 games for the Colts for the 11th consecutive season in 2012.
- Led the team in receiving for the sixth consecutive year in 2012, surpassing Marvin Harrison for the most consecutive seasons in Colts history.
- Joins Tony Gonzalez as the only active players in the NFL's top 10 in all-time receptions.
- Recorded his 1,000th career reception during the team's contest at San Diego on October 14, 2013. On his fifth catch of the game, passed Hines Ward for eighth place on the league's all-time receptions list as the Colts became the first team in NFL history to have two players with 1,000 catches each with the franchise (Marvin Harrison, 1,102). Became the third-fastest player to reach 1,000 catches.
- Is one-of-six players in NFL history to post four career 100-plus reception seasons (2007, 2009-2010, 2012) and became the 11th NFL player with back-to-back 100-plus reception seasons (2009-2010).
- Totaled seven consecutive 1,000-plus seasons (2004-2010), becoming eighth player in NFL history to accomplish the feat.
- Set a club record with 15 receptions against Jacksonville on October 3, 2010.
- Established a career-high with 212 receiving yards in a victory against Green Bay on October 7, 2012.
- Increased his seasonal reception totals during the first seven seasons (2001-07) of his career, becoming the third player in NFL history to achieve the mark (Raymond Berry, 1955-1961; Shawn Jefferson, 1991-97).
- One-of-17 NFL players with a 1,500-plus receiving yardage season.
- For his career, accumulated 15 double-digit reception outings, eight multiple-touchdown games and one three-plus touchdown game.
- Recorded 779 receptions for 10,602 yards and 67 touchdowns with quarterback Peyton Manning. The completion total ranks as the second most between a quarterback-receiver tandem (953, Manning-Harrison) in NFL history. Wayne also became only the second player in NFL history to surpass 10,000 yards receiving with one quarterback (12,776, Manning-Harrison). With 67 touchdowns between Manning and Wayne, the duo holds the record for the fourth most all-time in NFL history.
- Ranks as one-of-six Colts players with 100-plus consecutive career starts (208, QB-Peyton Manning; 146, Wayne; 115 C-Ken Mendenhall; 104, DE-Fred Cook; 102, DB-Jason Belser; 101, OT-Tarik Glenn).
- One-of-14 Colts players to participate in 100-plus career wins and is tied for third in franchise history (141 games, QB-Peyton Manning; 132, QB-John Unitas; 132, C-Jeff Saturday; 132-Wayne).
- Prior to being placed on Injured Reserve on October 22, 2013, compiled a streak of 188 consecutive games played, which ranks first among all active wide receivers and ranks second among active players (London Fletcher). Will also enter the 2014 season with his current NFL record of 71 consecutive games with three-or-more catches.
- In 18 career postseason outings, leads the franchise in postseason receptions (92), yards (1,242) and touchdowns (nine).
- Ranks second in franchise postseason points with 56 (88, Adam Vinatieri).
- Currently ranks second in NFL postseason history in receptions, fourth in receiving yards and tied for seventh in touchdown receptions. Is the only active player to rank in the top five in receptions and receiving yards.

2013 (COLTS):

- In the team's regular season opener against Oakland (9/8), led both teams in receiving with eight catches for 96 yards and one touchdown. Improved his career receiving yardage total to 13,159 yards and surpassed Steve Largent for 13th place on the league's all-time receiving yardage list. With the touchdown, moved into a tie with Harold Carmichael and Charley Taylor for 20th place all-time in NFL history for touchdowns by a wide receiver with 79. Has scored at least one touchdown in six of the last seven regular season openers dating back to 2007 (seven total). With eight receptions against the Raiders, improved his current NFL record of consecutive games with at least three catches to 65. The streak dates back to the first game of the 2009 season when he caught 10 passes for 162 yards against Jacksonville. Also improved his streak of consecutive regular season games with at least one catch to 113.
- Caught five passes for 46 yards against Miami (9/15). With his receiving yardage total, passed Andre Reed for 12th place on the league's all-time receiving yardage list (13,205). Improved his current NFL record of consecutive games with at least three catches to 66 and upped his streak of consecutive regular season games with at least one reception to 114. Leads all active wide receivers and ranks second among all active players in consecutive games played with 184. He passed Marvin Harrison for the seventh-most games played in Colts history, now with 191.
- Totaled four catches for 58 yards in the team's Week 3 victory at San Francisco (9/22) and added one rush for five yards. Played in his 185th consecutive game, which ranks second among active NFL players (London Fletcher 243) and tied Justin Snow (193) for the sixth-most games played in Colts history. With his second reception of the contest in the second quarter, passed Randy Moss (982) for the ninth-most catches in NFL history. Improved his current NFL record of consecutive games with three or more receptions to 67. Also improved his streak of consecutive games with at least one catch to 115.
- In a Week 4 victory at Jacksonville (9/29), caught five passes for 100 yards and one touchdown. With his touchdown reception, became the 11th player in NFL history with 13,000-plus career receiving yards and 80 touchdowns. Passed Charley Taylor and Harold Carmichael (79) for a tie of 22nd place in NFL history (Larry Fitzgerald) in touchdown receptions. His 100-yard performance was the 42nd of his career. The Colts are 30-12 when he reaches the 100-yard receiving plateau. With five catches against the Jaguars, improved his current NFL record of consecutive games with at least three catches to 68. Also im-

WAYNE SINGLE-GAME HIGHS

Rec:	15 at JAX (10/3/10)
Yards:	212 vs. GB (10/7/12)
TDs:	3 at DEN (10/29/06)
LG:	71t at DEN (1/2/05)

proved his streak of consecutive games with at least one reception to 116. Now has 138 catches for 1,956 yards against Jacksonville, his most against any opponent. With the start against Jacksonville, has now competed in 186 consecutive games, which ranks second among active NFL players (London Fletcher 244). Wayne also passed Justin Snow (192) for the sixth-most games played in franchise history.
- Finished with six receptions for 65 yards in a victory over Seattle (10/6). With 65 yards, passed Torry Holt (13,382) for 11th place on the NFL's all-time receiving yardage list. With six catches, improved his current NFL record for consecutive games with at least three catches to 69. He has also caught at least one pass in 117 consecutive games. Wayne competed in his 187th consecutive game, which leads all active wide receivers and ranks second among all active players.
- Caught five passes for 88 yards in a Week 6 loss at San Diego (10/14). On his fourth catch in the fourth quarter, became the ninth player in NFL history with 1,000 career receptions. The Colts also became the first team in NFL history to have two players with 1,000 catches each with the franchise (Marvin Harrison, 1,102). Playing in his 195th career game, became the NFL's third-fastest player to reach 1,000 catches. On his fifth catch of the game, passed Hines Ward for eighth place on the league's all-time receptions list. With five receptions, improved his current NFL record of consecutive games with at least three catches to 70. He has also recorded at least one reception in 118 games, which ranks third among active players. Competed in his 188th consecutive game, which leads all active receivers and ranks second in the league.
- Registered five passes for 50 yards, with a long reception of 14 yards in a Week 7 win against Denver (10/20). With five catches, he improved his current NFL record of consecutive games with three-or-more receptions to 71. He also improved his streak of consecutive games with at least one reception to 119, which ranks third among active players. Played in his 189th consecutive game, which ranks first among all active wide receivers and second among all active players (London Fletcher, 246). Left the game in the fourth quarter with a knee injury.
- Placed on Injured Reserve on October 22, 2013.

2012 (COLTS):
- Played in all 16 games (15 starts) and totaled 106 receptions for 1,355 yards and five touchdowns. His reception and receiving yardage totals were both the second-highest marks of his career.
- Surpassed Marvin Harrison for the most consecutive seasons leading the team in receiving yards with six. Also led the team in receptions (106) and tied Harrison (six) for the most consecutive seasons leading the team in catches.
- Earned his sixth career Pro Bowl selection.
- Ranked third in the AFC in receptions and receiving yards and ranked sixth in the NFL in receptions and seventh in receiving yards.
- Passed Jimmy Smith, Keenan McCardell, Torry Holt, Art Monk, Derrick Mason and Andre Reed for 10th place on the NFL's all-time receptions list. Also passed Don Maynard, Michael Irvin, Derrick Mason, Hines Ward, Charlie Joiner, Jimmy Smith, Art Monk and Irving Fryar for 14th place all-time in receiving yards.
- Recorded his sixth career 1,200-yard season, tying Marvin Harrison and Torry Holt for the third most in NFL history.
- Tallied his eighth 1,000-yard season, tying Marvin Harrison for the most in Colts history.
- Became one-of-six players in NFL history to record four-or-more 100-catch seasons.
- Passed Edgerrin James (12,065) for second place on the franchise's all-time scrimmage yards list.
- Broke Cris Carter's previous record of 59 straight games with three-or-more receptions. Wayne ended the season with his streak at 64 consecutive games.
- Became one-of-eight NFL receivers to total 100-plus career catches against three-or-more teams (Houston, Jacksonville and Tennessee).
- In the season opener at Chicago (9/9), finished the contest with nine catches for 135 yards, totaling over 100 yards in the season opener for the second-straight year.
- Against Jacksonville (9/23) in Week 3, finished the game with eight catches for 88 yards and became the 20th player in NFL history to reach 12,000 career receiving yards (12,002).
- Named AFC Offensive Player of the Week after setting a career-high with 212 receiving yards on 13 receptions against Green Bay (10/7) while adding the game-winning four-yard touchdown with 35 seconds remaining in the fourth quarter. His 212 receiving yards were the second-highest single-game total in franchise history (224 Raymond Berry at Washington, 11/10/57). His receiving total marked his 40th career 100-yard performance and second 200-yard game. Led the team with six receptions for 104 yards in the first half, which was the third-highest first-half receiving total of his career. Moved past former running back Edgerrin James (12,065) for second place on the franchise's all-time scrimmage yards list. Improved his streak of catching at least one pass to 100 consecutive games.
- Led both teams in receiving with five catches for 87 yards at the New York Jets (10/14) and became the 14th player in NFL history to reach 900 career receptions.
- Led both teams in receiving with seven receptions for 91 yards (13.0 avg.) at Tennessee (10/28) and surpassed Lenny Moore for second place on the Colts all-time all-purpose yardage list with 12,465.
- Totaled seven receptions for 78 yards and one touchdown against Miami (11/4). With his first quarter touchdown, surpassed Edgerrin James (75) for third place on the franchise's all-time touchdowns list. He also passed James (458) for seventh place on the team's all-time scoring list.
- Caught nine passes for 114 yards in the team's AFC Wild Card Playoff loss at Baltimore (1/6). With nine receptions, he has totaled 92 in his postseason career, which ranks second all-time to Jerry Rice (151). With 114 yards, he has also upped his career postseason total to 1,242, which ranks fourth in NFL history. His postseason reception and receiving yardage totals are also Colts franchise highs. Topped the 100-yard receiving plateau for the third time in his postseason career, which is tied with Dallas Clark for the most postseason 100-yard games in Colts history. Wayne also moved into a tie with Justin Snow for the third-most postseason games played in team history with 18.

2011 (COLTS):
- Started all 16 games at wide receiver for the ninth consecutive season.
- Ranked first on the team in receptions (75) and receiving yardage (960) and also added four touchdowns.
- Moved into a tie with Marvin Harrison (1999-2003) for the most consecutive seasons leading the team in receiving yardage with five (2007-2011).
- Extended his streak of consecutive regular season games with at least one reception to 96.
- Led the team with seven receptions for 106 yards and one touchdown in the season opener at Houston (9/11). The game marked the fifth consecutive season opener in which he caught a touchdown.
- Recorded his 800th career catch vs. Pittsburgh (9/25), finishing the season tied for 15th place on the NFL's all-time reception list with Jimmy Smith (862).
- Became the 24th player in NFL history to top 11,000 career receiving yards, finishing with four receptions for 59 receiving yards at Tampa Bay (10/3).
- In a Week 8 contest at Tennessee (10/30), totaled 61 receiving yards and moved past Lenny Moore (11,213) for third place on the franchise's all-time scrimmage yards list (11,708). Also moved past Marvin Harrison for the most catches by a Colts receiver against the Titans in franchise history (currently with 90).

- Surpassed Muhsin Muhammad for 22nd place on the NFL's all-time receiving yardage list in a Week 13 meeting in New England (12/4) when he caught five passes for 55 yards.
- Led the team with eight catches for 108 yards (13.3 avg.) and one touchdown against Houston (12/22). His one-yard touchdown with 19 seconds remaining in the game proved to be the game-winner. With his eight receptions, passed Rod Smith (849) and Irving Fryar (851) for 18th and 17th place on the NFL's all-time receptions list.
- Caught eight passes for 73 yards in the season finale at Jacksonville (1/1) and moved passed Muhsin Muhammad (860) for 16th place on the league's all-time receptions list.

2010 (COLTS):
- Started 16 games at wide receiver for the eighth consecutive season.
- Recorded a season-high and ranked third in club history in receptions with 111 for 1,355 yards and six touchdowns.
- Earned his fifth consecutive Pro Bowl bid and was named to The Associated Press NFL All-Pro first-team for the first time in career. Also garnered PFW/PFWA All-NFL Team and PFW/PFWA All-AFC Team honors.
- Became the eighth NFL player, and only active one, with seven consecutive 1,000-plus yard seasons, and the seventh NFL player with three career 100-plus reception seasons. Also became the 11th player with consecutive 100-plus receptions seasons.
- Ranked first in the AFC and second in the NFL in receptions and second in the AFC and third in the NFL in reception yards.
- Surpassed QB-Jim Kelly and WR-Andre Reed (9,538) for the second-most passing yards for a QB-WR tandem with Peyton Manning.
- Tallied 15 receptions for 196 yards at Jacksonville (10/3) to set a career-high for receptions and a franchise single-game record.
- A touchdown reception from Manning moved him into fifth place in NFL history and second in franchise history for the most passing touchdowns between a QB-WR tandem with four receptions for 39 yards and a touchdown against Houston (11/1).
- With eight receptions for 107 yards and a touchdown at New England (11/21), recorded his 65th touchdown reception from Manning, tying Kelly-Reed for fourth-most all-time.
- Against the Dallas Cowboys (12/5) had 14 receptions for 200 yards and one touchdown. The yardage was a career-high and was his 14th career 10-plus reception game, two shy of the club record (16, Harrison). The touchdown reception was the 68th of his career, tying Berry for second-most in club history.
- Had five receptions for 34 yards vs. Jacksonville (12/19) for the 78th consecutive game with a reception, surpassing Marshall Faulk for the second-longest streak in franchise history.
- Moved into second place over Raymond Berry in franchise history with 69 career touchdown receptions on nine receptions for 68 yards and one touchdown against Tennessee (1/2).
- Started at wide receiver in the Wild Card Playoffs vs. the New York Jets (1/8) and had one reception for one yard.

2009 (COLTS):
- Started 16 games at wide receiver.
- Finished the season with 100 receptions for 1,264 yards and 10 touchdowns to earn his fourth consecutive Pro Bowl bid. Also earned Associated Press NFL All-Pro second-team accolades.
- Ranked tied for fourth in the AFC and tied for fifth in the NFL in receptions and tied for third in the AFC and tied for fifth in the NFL in receiving yards.
- Recorded 12 receptions for 147 yards and one touchdown vs. San Francisco (11/1), catching the game-winning score from running back Joseph Addai. The touchdown reception also marked a career-best fifth straight game with a touchdown and his reception total tied a then-single-game career-best.
- Against the Houston Texans (11/8), surpassed Raymond Berry (631) for the second-most receptions in franchise history with eight catches for 64 yards.
- Moved past Raymond Berry (9,275) for the second-most receiving yards in franchise history at Jacksonville (12/17), recording five receptions for 132 yards.
- Totaled 16 receptions for 164 yards and one touchdown in the postseason.
- Recorded 63 yards and one touchdown on eight receptions in the Divisional Playoffs against Baltimore (1/16). Surpassed 1,000 career receiving yards in the playoffs, becoming first player in franchise history and the 11th player in NFL history to do so. Also moved into second place on the franchise career playoff scoring list (56 points).
- Contributed with three receptions for 55 yards against the New York Jets (1/23), moving into fourth place in career postseason receptions, surpassing running back Thurman Thomas (76). Also moved into eighth place in career postseason receiving yards.
- In Super Bowl XLIV against New Orleans (2/7) had five receptions for 46 yards. Moved into seventh place in NFL career postseason receiving yards (1,127), surpassing Paul Warfield (1,121).

2008 (COLTS):
- Started 16 games at wide receiver.
- Earned his third consecutive Pro Bowl selection after posting 82 receptions for 1,145 yards and six touchdowns.
- Totaled his fifth consecutive 1,000-plus yard season and surpassed 500 career receptions and 8,000 career yards. His 53 career touchdown receptions placed him third in club history.
- Recorded seven receptions for 97 yards and one touchdown at Houston (10/5) and caught the game-winning touchdown with 1:54 remaining to cap a 17-point comeback in the final 4:04 for a 31-27 victory.
- With eight receptions for 118 yards and one touchdown against Baltimore (10/12), surpassed wide receiver Jimmy Orr for third in franchise history with his 51st career touchdown reception, and 50th from Manning.
- Tallied his 24th career 100-plus receiving game at Pittsburgh (11/9) to move pass Raymond Berry for second-most in club history.
- Started at wide receiver and had four receptions for 129 yards and one touchdown in the Wild Card Playoffs at San Diego (1/3).

2007 (COLTS):
- Started 16 games at wide receiver.
- Finished the season with 104 receptions for 1,510 yards and 10 touchdowns, reception and yardage totals were career-bests.
- Contributed with his fourth consecutive 1,000-plus yard season and second career 10-plus touchdown season.
- Was his first career 100-plus reception season and yardage total led the NFL on his way to being selected to his second career Pro Bowl and first as starter.
- Named to the *Sports Illustrated* NFL All-Pro Team and PFW/PFWA All-AFC Team and was a second-team Associated Press NFL All-Pro choice.
- Became the third receiver in NFL history to increase reception totals for the first seven seasons of a career (Berry, 1955-1961; Shawn Jefferson, 1991-1997).
- Tallied a career-best six 100-plus yard games and had four-plus receptions in 15 games.
- At Carolina (10/28) posted seven receptions for 168 yards and one touchdown, which was the second-highest yardage total of his career.
- Started at wide receiver against San Diego (1/13) in the Divisional Playoffs, totaling seven receptions for 76 yards and one touchdown.

2006 (COLTS):
• Started 16 games at wide receiver.
• Recorded 86 receptions for 1,310 yards and nine touchdowns.
• Earned Pro Bowl honors for the first time and was named to the *USA Today Sports Weekly* NFL All-Pro first-team.
• Caught the go-ahead touchdown with 9:50 left vs. Tennessee (10/8) to give Colts a 14-13 lead.
• Notched a season-best 10 receptions for 138 yards and three touchdowns in a 34-31 comeback victory at Denver (10/29).
• Was named by his teammates as the recipient of the Ed Block Courage Award.
• Started at wide receiver and had 17 receptions for 216 yards and two touchdowns in the postseason.
• Registered five receptions for 36 yards and a touchdown against Kansas City in the Wild Card Playoffs (1/6).
• Had five receptions for 51 yards at Baltimore in the Divisional Playoffs (1/13).
• Against New England in the AFC Championship Game (1/21), totaled 68 yards on five receptions.
• In a Super Bowl XLI victory over Chicago (2/4), grabbed two receptions for 61 yards and one touchdown (53 yards). Became the fifth wide receiver since the 1970 NFL merger with a touchdown reception in both the Super Bowl and Pro Bowl in the same season (Tony Hill, Dallas, 1978; Gary Clark, Washington, 1991; Michael Irvin, Dallas, 1992; Yancey Thigpen, Pittsburgh, 1995).

2005 (COLTS):
• Started 16 games at wide receiver.
• Finished the season with 83 receptions for 1,055 yards and five touchdowns.
• Had receptions in 15 games, missing against Arizona (1/1) to snap a streak of 32 consecutive games with a reception.
• Recorded a 66-yard touchdown pass from Peyton Manning at Cincinnati (11/20), the duo's longest connection at the time.
• Started at wide receiver against Pittsburgh (1/15) in the Divisional Playoffs, leading the team with nine receptions for 97 yards.

2004 (COLTS):
• Started 16 games at wide receiver.
• Set then career season-bests with 77 receptions for 1,210 yards and 12 touchdowns.
• Recorded his first career 1,000-plus yard season and 10-plus touchdown season.
• Along with Marvin Harrison (86 receptions, 1,113 yards, 15 touchdowns) and Brandon Stokley (68 receptions, 1,077 yards, 10 touchdowns), became first trio in NFL history with 10-plus seasonal touchdowns and placed the Colts as one of four teams in NFL history with three 1,000-plus yard seasonal receivers.
• Earned NFL Wild Card Weekend Offensive Player of the Week honors for his performance against Denver (1/9).
• Against the Green Bay Packers (9/26) finished with 184 yards and one touchdown on 11 receptions.
• Started at wide receiver and finished the playoffs with 13 receptions for 256 yards and two touchdowns.
• In the Wild Card Playoff matchup against Denver (1/9), finished with 10 receptions for 221 yards and two touchdowns. Was named Wild Card Weekend NFL Offensive Player of the Week after setting a club playoff record for reception yardage total and the third-highest total in NFL playoff history. The two touchdown receptions tied Marvin Harrison and Brandon Stokley for the most touchdown receptions in a playoff game in franchise history.
• Tallied three receptions for 35 yards against New England (1/16) in the Divisional Playoff round.

2003 (COLTS):
• Started 16 games at wide receiver for the first time in his career.
• Compiled 68 receptions for 838 yards and seven touchdowns with 15 multiple-reception games.
• Against Jacksonville (9/21), recorded 10 receptions for 141 yards and two touchdowns, tying a season-high for yardage and touchdowns.
• Started at wide receiver in all three rounds of the playoffs.
• Recorded 43 yards and one touchdown on five receptions against Denver (1/4) in the AFC Wild Card Playoff game.
• Contributed with six receptions for 83 yards and one touchdown at Kansas City (1/11) in the Divisional Playoffs.
• Tallied four receptions for 46 yards at New England (1/18) in the AFC Championship Game.

2002 (COLTS):
• Started seven-of-16 contests at wide receiver with the majority of his starts coming in three-receiver sets after taking over for the injured Qadry Ismail late in the season.
• Finished the year with 49 receptions for 716 yards and four touchdowns.
• Had a reception in 14 outings and produced three 100-plus yardage outings.
• Earned his first career touchdown at Houston (9/22) on a 43-yard touchdown reception.
• Posted 121 yards and one touchdown on six receptions at Philadelphia (11/10).
• Started at wide receiver at the New York Jets (1/4) and had three receptions for 17 yards in the team's Wild Card Playoff game.

2001 (COLTS):
• Started nine-of-13 games at wide receiver in his rookie season and was inactive for another three contests.
• Produced 345 yards on 23 receptions.
• Suffered a high ankle sprain early in the season and a knee sprain later in the season.
• Registered multiple-reception games eight times with his top outing coming vs. Atlanta (12/16), five receptions for 78 yards.

COLLEGE:
• Four-year starter at the University of Miami, starting in 42 career games.
• Set the school all-time record for receptions (173), topping the previous mark set by Lamar Thomas (144).
• With 20 touchdowns, joined Thomas (23) and Michael Irvin (26) as the only players in school history to record 20-plus career touchdown receptions.
• Had at least one reception in 36 consecutive games.
• As a senior, started in 11 games and finished the season with 43 catches for 755 yards and 10 touchdowns. His 10 touchdowns were the second most for a single season in school history behind Michael Irvin (11).
• Earned All-Big East first-team honors and was awarded Miami's Strength Training Athlete of the Year by the coaching staff.
• Set the school's seasonal receptions mark (48) by freshman, topping Michael Irvin (46). Also ranked second behind Irvin (840) on the freshman receiving yardage list with 640 yards.
• Awarded All-Big East Rookie of the Year honors.
• Named to *The Sporting News* Freshman All-America first-team and the All-Big East second-team.

PERSONAL:
• Attended John Ehret High School in Marrero, La. and was a two-time all-state honoree.
• Totaled 50 receptions for 930 yards and 10 touchdowns as a senior.

• Competed in the 200-meter dash and various relays in track.
• Was the recipient of the 2011 Colts Man of the Year award.
• Hosts a Christmas adoption program to provide gifts for nearly 300 families.
• Gives away turkeys to more than 1,500 families each Thanksgiving.
• Donates tickets to local youth at each Colts game.
• Provides a safe trick or treat drive-through for 3,000 youth each year.
• Hosted a celebrity basketball game in New Orleans with proceeds benefiting his former high school.
• Born in New Orleans.

2013 GAME-BY-GAME STATISTICS

			Receiving					Rushing				
Date/Opp.	**GP**	**GS**	**No.**	**Yards**	**Avg.**	**LG**	**TD**	**No.**	**Yards**	**Avg.**	**LG**	**TD**
9/8 vs. OAK	1	1	8	96	12.0	25	1	0	0	0.0	0	0
9/15 vs. MIA	1	1	5	46	9.2	18	0	0	0	0.0	0	0
9/22 @ SF	1	1	4	58	12.6	25	0	1	5	0.0	0	0
9/29 @ JAX	1	1	5	100	20.0	31	1	0	0	0.0	0	0
10/6 vs. SEA	1	1	6	65	10.8	19	0	0	0	0.0	0	0
10/14 @ SD	1	1	5	88	17.6	35	0	0	0	0.0	0	0
10/20 vs. DEN	1	1	5	50	10.0	14	0	0	0	0.0	0	0
11/3 @ HOU					INJURED RESERVE							
11/10 vs. STL					INJURED RESERVE							
11/14 @ TEN					INJURED RESERVE							
11/24 @ ARZ					INJURED RESERVE							
12/1 vs. TEN					INJURED RESERVE							
12/8 @ CIN					INJURED RESERVE							
12/15 vs. HOU					INJURED RESERVE							
12/22 @ KC					INJURED RESERVE							
12/29 vs. JAX					INJURED RESERVE							
2013 TOTALS	**7**	**7**	**38**	**503**	**13.2**	**35**	**2**	**1**	**5**	**5.0**	**0**	**0**

ADDITIONAL STATISTICS:

PASSING: 0-1, INT (2009)

TWO-POINT CONVERSIONS: 2 (regular season), 1 (postseason)

CAREER REGULAR SEASON STATISTICS

			Receiving					Rushing				
Year	**GP**	**GS**	**No.**	**Yards**	**Avg.**	**LG**	**TD**	**No.**	**Yards**	**Avg.**	**LG**	**TD**
2013 IND	7	7	38	503	13.2	35	2	1	5	5.0	0	0
2012 IND	16	15	106	1,355	12.8	33	5	1	-5	-5.0	-5	0
2011 IND	16	16	75	960	12.8	56t	4	0	0	0.0	0	0
2010 IND	16	16	111	1,355	12.2	50	6	0	0	0.0	0	0
2009 IND	16	16	100	1,264	12.6	65t	10	0	0	0.0	0	0
2008 IND	16	16	82	1,145	14.0	65t	6	0	0	0.0	0	0
2007 IND	16	16	104	1,510	14.5	64	10	1	4	4.0	4	0
2006 IND	16	16	86	1,310	15.2	51t	9	0	0	0.0	0	0
2005 IND	16	16	83	1,055	12.7	66t	5	0	0	0.0	0	0
2004 IND	16	16	77	1,210	15.7	71t	12	1	-4	-4.0	-4	0
2003 IND	16	16	68	838	12.3	57t	7	0	0	0.0	0	0
2002 IND	16	7	49	716	14.6	49	4	0	0	0.0	0	0
2001 IND	13	9	27	345	12.8	43t	0	0	0	0.0	0	0
TOTAL	**196**	**182**	**1006**	**13,566**	**13.5**	**71t**	**80**	**4**	**0**	**0.0**	**4**	**0**

CAREER POSTSEASON STATISTICS

			Receiving					Rushing				
Year	**GP**	**GS**	**No.**	**Yards**	**Avg.**	**LG**	**TD**	**No.**	**Yards**	**Avg.**	**LG**	**TD**
2012 IND	1	1	9	114	12.7	20	0	0	0	0.0	0	0
2010 IND	1	1	1	1	1.0	1	0	0	0	0.0	0	0
2009 IND	3	3	16	164	10.3	25	1	0	0	0.0	0	0
2008 IND	1	1	4	129	32.3	72t	1	0	0	0.0	0	0
2007 IND	1	1	7	76	10.9	21	1	0	0	0.0	0	0
2006 IND	4	4	17	216	12.7	53t	2	0	0	0.0	0	0
2005 IND	1	1	7	97	13.9	24	0	0	0	0.0	0	0
2004 IND	2	2	13	256	19.7	49	2	0	0	0.0	0	0
2003 IND	3	3	15	172	11.5	20t	2	0	0	0.0	0	0
2002 IND	1	1	3	17	5.7	7	0	0	0	0.0	0	0
TOTAL	**18**	**18**	**92**	**1,242**	**13.5**	**72t**	**9**	**0**	**0**	**0.0**	**0**	**0**



BJOERN WERNER

Outside Linebacker 6-3 260 Florida State

NFL Exp: Rookie
How Acquired: D1 – 2013 (24th overall)
Born: 8/30/90
GP/GS (Postseason): 13/1 (1/0)

92

CAREER TRANSACTIONS:

• Selected by the Colts in the first-round (24th overall) of the 2013 NFL Draft.

2013 (COLTS):

• Competed in his first career NFL contest at linebacker and on special teams in the Colts regular season opener against Oakland (9/8). Finished the contest with one special teams tackle.
• Against Miami (9/15) in Week 2, registered three tackles (two solo) and split the team's first sack of the game with Pat Angerer when the two brought down Ryan Tannehill for an eight-yard loss in the second quarter. The sack came on a third down and forced a Dolphins punt. The half sack for Werner was the first of his NFL career.
• In a Week 3 victory at San Francisco (9/22), saw action at linebacker and finished with one tackle. Was part of a defensive unit that limited 49ers quarterback Colin Kaepernick to 150 passing yards and 20 rushing yards.
• Competed in a Week 4 victory at Jacksonville (9/29). Did not record a tackle, but was part of a defense that limited the Jaguars to 40 net rushing yards.
• Was listed as inactive for the team's Week 5 victory against Seattle (10/6).
• Listed as inactive for the team's Week 6 contest at San Diego (10/14).
• Was listed as inactive for the team's Week 7 victory against Denver (10/20).
• At Houston (11/3), competed in his first game since a Week 4 contest at Jacksonville. Did not record a tackle in the victory.
• Saw action at outside linebacker in a Week 10 loss against St. Louis (11/10) and posted two solo stops.
• In a Week 11 victory at Tennessee (11/14), saw action at outside linebacker, but did not record a tackle.
• Started his first career game at outside linebacker in a Week 12 loss at Arizona. Contributed with one tackle and one pass defensed.
• Finished with three tackles in a Week 13 victory against Tennessee (12/1), seeing action at outside linebacker.
• Participated at linebacker and on special teams during a Week 14 loss at Cincinnati (12/8). Recorded one tackle and one pass defensed while adding one special teams stop.
• In a Week 15 victory against Houston (12/15), recorded three tackles and added the team's fourth sack of the game which was also the first full sack of his career.
• Tallied one tackle and 1.0 sack in a Week 16 victory at Kansas City (12/22).
• In a Week 17 win against Jacksonville (12/29), finished with one pass defensed.
• Competed in his first career postseason contest during the team's Wild Card Playoff victory against Kansas City (1/4). Did not finish with a tackle in the game.

COLLEGE:

• Unanimous All-America first-team selection as a junior in 2012 (*The NFL Draft Report*, Walter Camp, Football Writers Association, The Associated Press, American Football Coaches Association, Florida Athletic Coaches Association, *Sporting News*, *CBS Sports*, *Athlon* and *Pro Football Weekly*).
• Named the ACC's Defensive Player of the Year and earned All-ACC first-team honors in 2012.
• Started each of his final 27 games at Florida State, appearing in a total of 41 contests.
• Recorded 99 tackles (63 solo), 23.5 sacks, 35.0 stops for loss, three forced fumbles and three fumble recoveries, including a 25-yard return for a touchdown. Also intercepted one pass and deflected 17 others.
• His 23.5 sacks ranked eighth among active NCAA Football Bowl Subdivision performers and tied Jamal Reynolds (1997-2000) for fourth on the school career-record chart behind Reinard Wilson (35.5; 1993-96), Peter Boulware (34.0; 1994-96) and Ron Simmons (25.0; 1977-1980).
• Finished ninth in school history with 35.0 tackles for loss.

PERSONAL:

• Was a German exchange student who played only two years of high school football in the United States, attending Salisbury (Conn.) High School.
• Rated a four-star prospect by *Scout.com* and received a three-star ranking from *Rivals.com*, which regarded him as the sixth-best overall prospect in the state of Connecticut.
• Rated the 24th-best defensive end prospect according to *ESPN.com*.
• As a sophomore, recorded 54 tackles, including 24 for loss, 12.0 sacks and two fumble recoveries in eight games.
• Returned to Germany and played at home for the Berlin Adler club team as a junior.
• Came back to Salisbury for his senior season as a tight end and defensive end and posted 57 tackles with 3.0 sacks, four forced fumbles, a fumble recovery, four passes defensed and two blocked field goals.
• Also caught 10 passes for 98 yards from the tight end position in 2009.
• Majored in business at Florida State.
• Married to his wife, Denise.

WERNER SINGLE-GAME HIGHS

Tackles:	3, three times (Last vs. HOU 12/15/13)
Sacks:	1.0, two times (Last at K.C. 12/22/13)
FF:	0
FR:	0

2013 GAME-BY-GAME STATISTICS

Date/Opp.	GP	GS	Solo	Asst.	Total	Sacks	PD	FF	FR	INT	Yds	Avg.	LG	TD
9/8 vs. OAK	1	0	0	0	0	0.0	0	0	0	0	0	0.0	0	0
9/15 vs. MIA	1	0	2	1	3	0.5	0	0	0	0	0	0.0	0	0
9/22 @ SF	1	0	1	0	1	0.0	0	0	0	0	0	0.0	0	0
9/29 @ JAX	1	0	0	0	0	0.0	0	0	0	0	0	0.0	0	0
10/6 vs. SEA						INACTIVE								
10/14 @ SD						INACTIVE								
10/20 vs. DEN						INACTIVE								
11/3 @ HOU	1	0	0	0	0	0.0	0	0	0	0	0	0.0	0	0
11/10 vs. STL	1	0	2	0	2	0.0	0	0	0	0	0	0.0	0	0
11/14 @ TEN	1	0	0	0	0	0.0	0	0	0	0	0	0.0	0	0
11/24 @ ARZ	1	1	0	1	1	0.0	1	0	0	0	0	0.0	0	0
12/1 vs. TEN	1	0	3	0	3	0.0	0	0	0	0	0	0.0	0	0
12/8 @ CIN	1	0	1	0	1	0.0	1	0	0	0	0	0.0	0	0
12/15 vs. HOU	1	0	3	0	3	1.0	0	0	0	0	0	0.0	0	0
12/22 @ KC	1	0	1	0	1	1.0	0	0	0	0	0	0.0	0	0
12/29 vs. JAX	1	0	0	0	0	0.0	1	0	0	0	0	0.0	0	0
2013 TOTALS	**13**	**1**	**13**	**2**	**15**	**2.5**	**3**	**0**	**0**	**0**	**0**	**0.0**	**0**	**0**

2013 POSTSEASON GAME-BY-GAME STATISTICS

Date/Opp.	GP	GS	Solo	Asst.	Total	Sacks	PD	FF	FR	INT	Yds	Avg.	LG	TD
1/4 vs. KC	1	0	0	0	0	0.0	0	0	0	0	0	0.0	0	0
1/11 @ NE														
TOTAL	**1**	**0**	**0**	**0**	**0**	**0.0**	**0**	**0**	**0**	**0**	**0**	**0.0**	**0**	**0**

CAREER REGULAR SEASON STATISTICS

Year	GP	GS	Solo	Asst.	Total	Sacks	PD	FF	FR	INT	Yds	Avg.	LG	TD
2013 IND	13	1	13	2	15	2.5	3	0	0	0	0	0.0	0	0
TOTAL	**13**	**1**	**13**	**2**	**15**	**2.5**	**3**	**0**	**0**	**0**	**0**	**0.0**	**0**	**0**

SPECIAL TEAMS TACKLES: 2 (2013 – 2)

CAREER POSTSEASON STATISTICS

Year	GP	GS	Solo	Asst.	Total	Sacks	PD	FF	FR	INT	Yds	Avg.	LG	TD
2013 IND	1	0	0	0	0	0.0	0	0	0	0	0	0.0	0	0
TOTAL	1	0	0	0	0	**0.0**	0	0	0	0	0	**0.0**	0	0



GRIFF WHALEN

Wide Receiver 5-11 198 Stanford

NFL Exp: 2 (2nd Year with Colts)
How Acquired: FA – 2012
Born: 3/1/90
GP/GS (Postseason): 9/3 (1/1)

17

CAREER TRANSACTIONS:

- Signed to the active roster from the practice squad on December 14, 2013.
- Signed to the Colts practice squad on November 20, 2013.
- Waived by the Colts on November 19, 2013.
- Signed to the Colts active roster from the practice squad on October 28, 2013.
- Signed to the Colts practice squad on October 1, 2013.
- Waived by the Colts on September 30, 2013.
- Signed by the Colts as an undrafted free agent on April 30, 2012.

2013 (COLTS):

- Played in his first career NFL contest in the team's regular season opener against Oakland (9/8). Did not record a reception, but participated on special teams.
- Caught his first two career passes for 28 yards, adding a long reception of 22 yards against Miami (9/15). Also participated on special teams and tallied one tackle.
- Saw action at wide receiver and on special teams during a Week 3 win at San Francisco (9/22). Did not record a catch in the outing, but added one special teams tackle.
- Was listed as inactive for the team's Week 4 victory at Jacksonville (9/29).
- Saw action in his first contest since being signed from the practice squad on October 28 and recorded three receptions for 32 yards and a long catch of 17 yards in a win at Houston (11/3). Made a crucial reception on third down during the team's game-winning touchdown drive in the fourth quarter.
- In a Week 10 loss against St. Louis (11/10), tied a career-high with three receptions and set a new single-game career-high with 36 receiving yards and a long catch of 25 yards.
- Finished with one reception for six yards, which came on a key third down conversion in the third quarter at Tennessee (11/14).
- In a Week 15 victory against Houston (12/15) started his first career game at wide receiver and set career highs with four catches for 45 yards and one touchdown. His touchdown marked the team's first on the opening offensive drive of a game dating back to Week 3 at San Francisco. It was also the team's first touchdown in the opening half of play dating back to Week 7 against Denver. Also returned punts for the first time in his career and finished with three returns for a 22.3 average. Brought one punt back for 51 yards in the third quarter, which was the longest for the Colts this season.
- Led the team in receiving and established new career highs in receptions (seven) and yards (80) in a Week 16 victory at Kansas City (12/22). Contributed with four punt returns for 32 yards.
- Started at wide receiver in a Week 17 victory against Jacksonville (12/29). Logged four receptions for 32 yards and one touchdown while contributing with one punt return for five yards. Notched the team's third touchdown of the game on the opening offensive possession of the third quarter to give the Colts a 27-3 lead.
- Started his first career postseason contest at wide receiver and finished with two catches for 26 yards in the Colts Wild Card Playoff victory against Kansas City (1/4). Also added two fair catches serving as the team's punt returner.

2012 (COLTS):

- Played in two preseason games before being placed on Injured Reserve on August 27, 2012.

COLLEGE:

- Finished his Stanford career with 1,058 receiving yards (13.2 avg.) and five touchdowns.
- In 2011, led the Cardinal in receiving yardage (749) and recorded four touchdowns.
- Was a finalist for the Burlsworth Trophy, awarded to the top player in college football who began his career as a walk-on.
- Established career highs with nine receptions and 107 yards in his 2011 performance against Oregon.
- Made the team as a walk-on and was one-of-eight true freshmen to see action in 2008.

PERSONAL:

- Attended Southview High School in Sylvania, Ohio, and was a three-year letterwinner.
- Earned All-State Division II honorable mention accolades as a senior.
- Was a First Team All-*Toledo Blade* choice as a defensive back in 2007 and landed second-team all-conference honors as a quarterback his junior and senior seasons.
- Finished his prep career with 97 tackles, 11 interceptions and three forced fumbles. Also threw for 1,381 yards and 32 touchdowns.
- Was a special guest at the United Cerebral Palsy Association of Greater Indiana Annual Golf Outing.
- Participated in the Colts Pamper Her Pink event by having lunch with breast cancer survivors and women currently battling the disease.
- Helped fit 450 children with properly fitting shoes and hats for winter as part of the 8th annual Cold Feet, Warm Shoes event.
- Participated in the Colts QB Shopping event with Shepherd Community Center as a volunteer shopper.
- As a part of the Colts Community Ticket Block program, joined 2012 rookie teammates in donating 10 tickets per game to youth organizations.
- A native of Sylvania, Ohio.

WHALEN SINGLE-GAME HIGHS

Rec:	7 at K.C. (12/22/13)
Yards:	80 at K.C. (12/22/13)
TDs:	1, two times (Last vs. JAX 12/29/13)
LG:	25 vs. STL (11/10/13)

2013 GAME-BY-GAME STATISTICS

			Receiving					Rushing				
Date/Opp.	**GP**	**GS**	**No.**	**Yards**	**Avg.**	**LG**	**TD**	**No.**	**Yards**	**Avg.**	**LG**	**TD**
9/8 vs. OAK	1	0	0	0	0.0	0	0	0	0	0.0	0	0
9/15 vs. MIA	1	0	2	28	14.0	22	0	0	0	0.0	0	0
9/22 @ SF	1	0	0	0	0.0	0	0	0	0	0.0	0	0
9/29 @ JAX	INACTIVE											
10/6 vs. SEA	PRACTICE SQUAD											
10/14 @ SD	PRACTICE SQUAD											
10/20 vs. DEN	PRACTICE SQUAD											
11/3 @ HOU	1	0	3	32	10.7	17	0	0	0	0.0	0	0
11/10 vs. STL	1	0	3	36	12.0	25	0	0	0	0.0	0	0
11/14 @ TEN	1	0	1	6	6.0	6	0	0	0	0.0	0	0
11/24 @ ARZ	PRACTICE SQUAD											
12/1 vs. TEN	PRACTICE SQUAD											
12/8 @ CIN	PRACTICE SQUAD											
12/15 vs. HOU	1	1	4	45	11.3	18	1	0	0	0.0	0	0
12/22 @ KC	1	1	7	80	11.4	21	0	0	0	0.0	0	0
12/29 vs. JAX	1	1	4	32	8.0	9	1	0	0	0.0	0	0
2013 TOTALS	**9**	**3**	**24**	**259**	**10.8**	**25**	**2**	**0**	**0**	**0.0**	**0**	**0**

2013 GAME-BY-GAME RETURN STATISTICS

Date/Opp.	**GP**	**GS**	**PR**	**FC**	**Yards**	**Avg.**	**LG**	**TD**	**KR**	**Yards**	**Avg.**	**LG**	**TD**
12/15 vs. HOU	1	1	3	3	67	22.3	51	0	1	22	22.0	22	0
12/22 @ KC	1	1	4	1	32	8.0	12	0	0	0	0.0	0	0
12/29 vs. JAX	1	1	1	3	5	5.0	5	0	0	0	0.0	0	0
2013 TOTALS	**3**	**3**	**8**	**7**	**104**	**13.0**	**51**	**0**	**1**	**22**	**22.0**	**22**	**0**

2013 POSTSEASON GAME-BY-GAME STATISTICS

			Receiving					Rushing				
Date/Opp.	**GP**	**GS**	**No.**	**Yards**	**Avg.**	**LG**	**TD**	**No.**	**Yards**	**Avg.**	**LG**	**TD**
1/4 vs. KC	1	1	2	26	13.0	17	0	0	0	0.0	0	0
1/11 @ NE												
TOTALS	**1**	**1**	**2**	**26**	**13.0**	**17**	**0**	**0**	**0**	**0.0**	**0**	**0**

2013 POSTSEASON GAME-BY-GAME RETURN STATISTICS

Date/Opp.	**GP**	**GS**	**PR**	**FC**	**Yards**	**Avg.**	**LG**	**TD**	**KR**	**Yards**	**Avg.**	**LG**	**TD**
1/4 vs. KC	1	1	0	2	0	0.0	0	0	0	0	0.0	0	0
1/11 @ NE													
TOTALS	**1**	**1**	**0**	**2**	**0**	**0.0**	**0**	**0**	**0**	**0**	**0.0**	**0**	**0**

CAREER REGULAR SEASON STATISTICS

			Receiving					Rushing				
Year	**GP**	**GS**	**No.**	**Yards**	**Avg.**	**LG**	**TD**	**No.**	**Yards**	**Avg.**	**LG**	**TD**
2013 IND	9	3	24	259	10.8	25	2	0	0	0.0	0	0
2012 IND	INJURED RESERVE											
TOTAL	**9**	**3**	**24**	**259**	**10.8**	**25**	**2**	**0**	**0**	**0.0**	**0**	**0**

SPECIAL TEAMS TACKLES: 2 (2 - 2013)

CAREER POSTSEASON STATISTICS

			Receiving					Rushing				
Year	**GP**	**GS**	**No.**	**Yards**	**Avg.**	**LG**	**TD**	**No.**	**Yards**	**Avg.**	**LG**	**TD**
2013 IND	1	1	2	26	13.0	17	0	0	0	0.0	0	0
TOTAL	**1**	**1**	**2**	**26**	**13.0**	**17**	**0**	**0**	**0**	**0.0**	**0**	**0**

CAREER POSTSEASON RETURN STATISTICS

Year	**GP**	**GS**	**PR**	**FC**	**Yards**	**Avg.**	**LG**	**TD**	**KR**	**Yards**	**Avg.**	**LG**	**TD**
2013 IND	1	1	0	2	0	0.0	0	0	0	0	0.0	0	0
TOTAL	**1**	**1**	**0**	**2**	**0**	**0.0**	**0**	**0**	**0**	**0**	**0.0**	**0**	**0**

COLTS 21
RAIDERS 17

Sunday, September 8, 2013

Lucas Oil Stadium

The Colts won their first regular season opener dating back to 2009 with a 21-17 defeat over the Oakland Raiders. Indianapolis posted touchdowns on its first two offensive drives when quarterback Andrew Luck found wide receiver Reggie Wayne for a 12-yard score in the first quarter and followed with a 20-yard touchdown to tight end Dwayne Allen in the second quarter. Wayne led both teams in receiving with eight catches for 96 yards. The Raiders responded with 17 consecutive points led by quarterback Terrelle Pryor who finished the game with 112 rushing yards and one touchdown pass. Pryor's rushing yardage total was the most by an opposing quarterback against the Colts in franchise history. Following Oakland's last touchdown, Luck drove the team 80 yards in 11 plays and capped the possession with the game-winning 19-yard rushing touchdown. It marked Luck's eighth career game-winning drive in the fourth quarter or overtime, which is the most through the first 17 games of a career since the 1970 merger. Defensively, Indianapolis posted two interceptions, including one from safety Antoine Bethea who picked off Pryor with 31 seconds remaining in the game to seal the victory.

	1	2	3	4	OT	Total
Raiders	0	7	3	7	0	17
Colts	7	7	0	7	0	21

SCORING DRIVES

Team	Qtr	Time	Scoring Play	OAK	IND
Colts	1	2:47	Wayne 12 yd. pass from Luck (Vinatieri kick)	0	7
Colts	2	10:47	Allen 20 yd. pass from Luck (Vinatieri kick)	0	14
Raiders	2	4:53	McFadden 1 yd. run (Janikowski kick)	7	14
Raiders	3	5:42	Janikowski 38 yd. field goal	10	14
Raiders	4	11:09	Moore 5 yd. pass from Pryor (Janikowski kick)	17	14
Colts	4	5:20	Luck 19 yd. run (Vinatieri kick)	17	21

TEAM STATISTICS

	Raiders	Colts
Total Net Yards	372	274
Net Yards Rushing	171	127
Net Yards Passing	201	147
Total First Downs	20	18
Third Down Efficiency	7-13-54%	6-10-60%
Penalties	8-51	3-31
Fumbles (Number and Lost)	0-0	0-0
Field Goals (Made and Attempted)	1-2	0-0
Red Zone Efficiency	2-3-67%	2-2-100%
Time of Possession	32:47	27:13

STARTERS

COLTS			
WR	Wayne	**DE**	Redding
LT	Castonzo	**NT**	Franklin
LG	Thomas	**DT**	Jean Francois
C	Satele	**SLB**	Walden
RG	McGlynn	**MIKE**	Sheppard
RT	Cherilus	**WILL**	Freeman
WR	Heyward-Bey	**RUSH**	Mathis
TE	Allen	**LCB**	Toler
QB	Luck	**RCB**	Davis
RB	Ballard	**SS**	Bethea
FB	Havili	**FS**	Landry

RAIDERS			
WR	Moore	**RE**	Houston
LT	Barnes	**DT**	Walker
LG	Nix	**NT**	Sims
C	Wisniewski	**LE**	Hunter
RG	Brisiel	**WLB**	Maiava
RT	Pashos	**MLB**	Roach
TE	Mastrud	**SLB**	Burnett
WR	Streater	**RCB**	Porter
QB	Pryor	**LCB**	Jenkins
RB	McFadden	**FS**	Woodson
FB	Reece	**SS**	Branch

WEEK 1 vs. OAKLAND GAME NOTES

• The Indianapolis Colts started the 2013 campaign with a 21-17 victory over the Oakland Raiders at Lucas Oil Stadium. The win marked the team's first victory in a regular season opener dating back to 2009 (vs. Jacksonville, 14-12).

• With the win, the Colts improved their all-time record to 33-28 in regular season openers (dating back to 1953) and 20-14 in home regular season openers. Indianapolis also won its seventh consecutive home game dating back to the 2012 season.

• The Colts opened the contest with touchdowns on their first two offensive possessions of the game. Indianapolis accomplished that feat on two occasions last season against Cleveland (10/21/12) and New England (11/18/12).

• On the team's first offensive possession of the 2013 season, quarterback **Andrew Luck** and the Colts drove 48 yards on 10 plays, which was capped by a **Reggie Wayne** 12-yard touchdown reception. Luck completed all five passing attempts on the drive for 63 yards. **Darrius Heyward-Bey** tallied his first reception as a member of the Colts, a 16-yard gain for a first down. Wayne led all receivers on the possession with three catches for 40 yards and the score.

• Tight end **Dwayne Allen** contributed with the team's second touchdown of the game, a 20-yard reception from **Luck** in the second quarter. It was the second touchdown in as many possessions for the Colts. Luck remained perfect in the game completing 3-of-3 attempts for 50 yards on the drive, which included 13- and 17-yard completions to **Wayne** and the 20-yard pass to Allen. He improved his game total to 8-of-8 for 113 yards and two touchdowns and a 158.3 passer rating. For Allen, the touchdown was the fourth of his career.

• **Luck** registered a 19-yard touchdown run in the fourth quarter, which gave the Colts a 21-17 lead and proved to be the game-winner. The rushing touchdown was the sixth of his career. On the 11-play drive, Indianapolis generated three first downs and completed crucial passes to **T.Y. Hilton** (12 yards), **Wayne** (nine yards) and **Heyward-Bey** (nine yards).

• **Luck** finished the contest having completed 18-of-23 passes for 178 yards and two touchdowns for a 127.9 passer rating. He opened the contest with 11 consecutive completions and has now thrown at least one touchdown pass in eight consecutive regular season games dating back to November 18, 2012 (New England). The win marked Luck's eighth fourth quarter comeback in 17 regular season starts.

• **Wayne** led both teams in receiving with eight catches for 96 yards and one touchdown. He improved his career receiving yardage total to 13,159 yards and surpassed Steve Largent for 13th place on the league's all-time receiving yardage list.

• With one touchdown against Oakland, **Wayne** moved into a tie with Harold Carmichael and Charley Taylor for 20th place all-time in NFL history for touchdowns by a wide receiver with 79.

• **Wayne** has scored at least one touchdown in six of the last seven regular season openers dating back to 2007 (seven total).

• With eight receptions against the Raiders, **Wayne** improved his current NFL record of consecutive games with at least three catches to 65. The streak dates back to the first game of the 2009 season when he caught 10 passes for 162 yards against Jacksonville. Wayne also improved his streak of consecutive regular season games with at least one catch to 113.

• Outside linebacker **Robert Mathis** logged Indianapolis' lone sack when he dropped Raiders quarterback Terrelle Pryor for a 16-yard loss in the fourth quarter. Mathis needs 1.0 sack to tie Henry Thomas (93.5) for 37th all-time in NFL history.

• Safety **Antoine Bethea** started his 81st consecutive contest, which ranks first among active NFL safeties. Bethea registered 11 tackles and made the game-saving interception on the six-yard line with 31 seconds remaining in the game. The interception was his first since December 19, 2010 in a win against Jacksonville.

• Cornerback **Greg Toler** intercepted his first career pass as a member of the Indianapolis Colts in the first quarter. The pick happened in the first quarter on the Raiders' first offensive possession. Toler returned the ball 26 yards. Following a Colts penalty, Indianapolis started their first drive of the season on their own 11-yard line and drove 89 yards for a touchdown. Toler also added a team-leading two passes defensed.

• In his first regular season game as a member of the Colts, safety **LaRon Landry** led the defensive unit with 15 tackles (10 solo) while adding one pass defensed.

• Kicker **Adam Vinatieri** finished the game with three extra points and passed John Carney for 8th place all-time in league history. He also improved his streak of consecutive games scoring to 147 while tallying a point in his 100th consecutive game with the Colts.

• Oakland quarterback Terrelle Pryor finished the game with 112 rushing yards, which is the most logged by an opposing quarterback against the Colts in franchise history.

COLTS 20
DOLPHINS 24

Sunday, September 15, 2013

Lucas Oil Stadium

Indianapolis lost its first home game dating back to September 23, 2012 following a 24-20 defeat at the hands of the Miami Dolphins. After falling behind 14-3 in the first quarter, the Colts tallied two touchdowns in the second stanza behind 315 total net yards in the first half. Tight end Coby Fleener contributed with a three-yard score while running back Ahmad Bradshaw logged his first touchdown as a member of the Colts on a one-yard run. On Miami's first possession of the third quarter, linebacker Jerrell Freeman sacked Dolphins quarterback Ryan Tannehill and forced a fumble which was recovered by Joe Lefeged. The Colts moved the ball 19 yards on the ensuing possession to set up kicker Adam Vinatieri's 38-yard field goal, giving Indianapolis a 20-17 lead. Miami was able to respond later in the quarter when Charles Clay found the end zone on a one-yard run. Clay (109) and Dolphins wide receiver Mike Wallace (115) each contributed with 100-yard receiving performances. Down four points in the fourth quarter, Andrew Luck and the Colts made a late push before their final drive stalled at the Dolphins 23-yard line. Indianapolis wide receiver T.Y. Hilton contributed with a career-high 124 receiving yards while Freeman and Robert Mathis each finished with 2.0 sack performances in the loss.

	1	2	3	4	OT	Total
Dolphins	14	3	7	0	0	24
Colts	3	14	3	0	0	20

SCORING DRIVES

Team	Qtr	Time	Scoring Play	MIA	IND
Dolphins	1	9:43	Wallace 18 yd. pass from Tannehill (Sturgis kick)	7	0
Colts	1	4:07	Vinatieri 30 yd. field goal	7	3
Dolphins	1	2:54	Miller 10 yd. run (Sturgis kick)	14	3
Colts	2	13:01	Fleener 3 yd. pass from Luck (Vinatieri kick)	14	10
Colts	2	1:26	Bradshaw 1 yd. run (Vinatieri kick)	14	17
Dolphins	2	0:00	Sturgis 54 yd. field goal	17	17
Colts	3	11:35	Vinatieri 38 yd. field goal	17	20
Dolphins	3	4:40	Clay 1 yd. run (Sturgis kick)	24	20

TEAM STATISTICS

	Dolphins	Colts
Total Net Yards	398	448
Net Yards Rushing	101	133
Net Yards Passing	297	315
Total First Downs	21	23
Third Down Efficiency	6-14-43%	7-15-47%
Penalties	0-0	3-13
Fumbles (Number and Lost)	3-1	1-0
Field Goals (Made and Attempted)	1-1	2-3
Red Zone Efficiency	3-3-100%	2-4-50%
Time of Possession	29:26	30:34

STARTERS

COLTS				DOLPHINS			
WR	Wayne	**DE**	Redding	**WR**	Hartline	**LE**	Wake
LT	Castonzo	**NT**	Franklin	**LT**	Martin	**DT**	Odrick
LG	Thomas	**DT**	Jean Francois	**LG**	Incognito	**DT**	Soliai
C	Satele	**SLB**	Walden	**C**	Pouncey	**RE**	Vernon
RG	McGlynn	**MIKE**	Angerer	**RG**	Jerry	**LB**	Wheeler
RT	Cherilus	**WILL**	Freeman	**RT**	Clabo	**LB**	Ellerbe
WR	Heyward-Bey	**RUSH**	Mathis	**TE**	Clay	**LB**	Misi
TE	Fleener	**LCB**	Toler	**WR**	Wallace	**CB**	Grimes
QB	Luck	**RCB**	Davis	**QB**	Tannehill	**CB**	Carroll
RB	Bradshaw	**SS**	Bethea	**RB**	Miller	**S**	Clemons
TE	Jones	**FS**	Landry	**TE**	Sims	**S**	Jones

WEEK 2 vs. MIAMI GAME NOTES

•The Colts are now 10-2 in games decided by one possession or less dating back to 2012.

•Indianapolis compiled 315 total net yards in the first half of play (241 passing, 74 rushing), which is the most for the team in a first half dating back to December 5, 2004 against Tennessee (338 yards). The team finished with 448 net yards, which is the tied for the fifth-highest total under Head Coach **Chuck Pagano** (2012-13).

•The Colts posted their first touchdown of the game in the second quarter when quarterback **Andrew Luck** found tight end **Coby Fleener** for a three-yard score. The touchdown cut Miami's lead to 14-10. The 10-play, 80-yard scoring drive also included a 40-yard reception from Fleener.

•On its final possession of the first half, Indianapolis drove 78 yards on six plays and regained a 17-14 lead when **Ahmad Bradshaw** scored on a one-yard run. It was Bradshaw's first touchdown as a member of the Colts. On the drive, wide receiver **T.Y. Hilton** hauled in an impressive 47-yard leaping catch, taking the team down to the Dolphins 13-yard line.

•**Andrew Luck** completed 25-of-43 passes for 321 yards, one touchdown and one interception for a 79.7 quarterback rating. With 43 attempts, Luck passed Earl Morrall for eighth place all-time on the Colts career passing attempts list. He also tied Johnny Unitas, Bert Jones and Jeff George (eight) for 40-plus passing attempt games in franchise history. With 25 completions, Luck also passed Morrall for eighth place in career completions (382) and tied George (seven) for the fourth-most 300-plus passing yardage games in team history. He threw for 242 yards in the first half of play, which is his second-highest total for a first half (273 yards against Miami on November 4, 2012) in his career. Luck attempted 165 passes dating back to last season before his first interception in the fourth quarter. It was the longest active streak in the NFL prior to the pick.

•Wide receiver **Reggie Wayne** caught five passes for 46 yards against Miami. With his receiving yardage total, Wayne passed Andre Reed for 12th place on the league's all-time receiving yardage list (13,205). Wayne improved his current NFL record of consecutive games with at least three catches to 66. He also upped his streak of consecutive regular season games with at least one reception to 114. He leads all active wide receivers and ranks second among all active players in consecutive games played with 184. He passed Marvin Harrison for the seventh-most games played in Colts history, now with 191.

•Wide receiver **T.Y. Hilton** finished the game with a career-high 124 receiving yards while tying a career-high in receptions (six). He topped his previous career-high of 113 yards all in the first half. It was the highest first half receiving yardage total dating back to December 6, 2009 when Pierre Garcon recorded 126 yards against Tennessee. With the 100-yard contest, Hilton tied Jim Mutscheller for 10th place in Colts history with his sixth career 100-yard game.

•Tight end **Coby Fleener** contributed with four catches for 69 yards and one touchdown against the Dolphins. The 40-yard catch was the longest of his career while the touchdown was the third of his career and the first since the 2012 regular season finale against the Houston Texans.

•In his first start with the Colts, running back **Ahmad Bradshaw** led the team in rushing with 65 yards on 15 carries and added three receptions for 19 yards. Bradshaw added his first touchdown as a member of the Colts in the second quarter to give Indianapolis a 17-14 lead. Bradshaw's effort was part of a Colts rushing offense that generated 133 yards on 26 carries for a 5.1 average. The average is the highest for the Colts under Coach Pagano.

•Linebacker **Robert Mathis** logged 2.0 sacks against the Dolphins and added a forced fumble on his first quarterback takedown in the third quarter. The sacks moved him past Henry Thomas for 37th place on the NFL's all-time sack list (94.5) as he registered his 21st career multiple-sack contest. Mathis has also totaled sacks in three consecutive games against Miami dating back to 2009. The forced fumble for Mathis was the 41st of his career.

•Linebacker **Jerrell Freeman** posted a sack and forced fumble on the Dolphins opening offensive possession of the second half. The fumble was recovered by safety **Joe Lefeged**. The turnover led to a Colts 38-yard field goal by **Adam Vinatieri**. Freeman added his second sack of the game in the third quarter, which led to a Dolphins punt. The quarterback takedowns marked the first multiple-sack game for Freeman in his career, while the forced fumble was the second of his career.

•Colts linebackers **Pat Angerer** and **Bjoern Werner** split the team's first sack of the game when they brought down Ryan Tannehill for an eight-yard loss in the second quarter. The sack came on a third down and forced a Dolphins punt. The half sack for Werner was the first of his NFL career. It was also career sack number 2.5 for Angerer.

•Safety **LaRon Landry** tied for the team lead in tackles with linebacker Pat Angerer (11). It was the second consecutive game Landry led the team in stops.

•Kicker **Adam Vinatieri** converted 2-of-3 field goal attempts while adding two PATs against the Dolphins for eight points. He improved his streak of consecutive games scoring to 148 and also passed Lou Michaels for the second-most extra points made in franchise history (264).

COLTS 27
49ERS 7

Sunday, September 22, 2013

Candlestick Park

The Colts earned their first road victory of the season, defeating the San Francisco 49ers 27-7 at Candlestick Park. The 20-point victory was the largest for the Colts on the road dating back to October 25, 2009 (at St. Louis). The Colts took a 7-0 lead on their first offensive possession of the game when running back Trent Richardson scored a one-yard touchdown on his first carry as a member of the Colts. The 49ers tied the contest in the first quarter when running back Kendall Hunter scored on a 13-yard run. The Colts defense stiffened after the 49ers touchdown. San Francisco quarterback Colin Kaepernick was held to two completions in the first half and the 49ers were held scoreless for the remainder of the contest. Indianapolis took a 20-7 lead in the fourth quarter when kicker Adam Vinatieri split the uprights from 43 and 41 yards and quarterback Andrew Luck scored on a six-yard carry. It was Luck's seventh career rushing touchdown. Running back Ahmad Bradshaw logged his second touchdown as a member of the Colts in the fourth quarter to cap the scoring at 27-7. Defensively for the Colts, Robert Mathis finished with 1.5 sacks while Jerrell Freeman contributed with a sack and a forced fumble.

	1	2	3	4	OT	Total
Colts	7	3	3	14	0	27
49ers	7	0	0	0	0	7

SCORING DRIVES

Team	Qtr	Time	Scoring Play	IND	SF
Colts	1	11:20	Richardson 1 yd. run (Vinatieri kick)	7	0
49ers	1	4:13	Hunter 13 yd. run (Dawson kick)	7	7
Colts	2	7:00	Vinatieri 43 yd. field goal	10	7
Colts	3	6:46	Vinatieri 41 yd. field goal	13	7
Colts	4	4:13	Luck 6 yd. run (Vinatieri kick)	20	7
Colts	4	2:55	Bradshaw 1 yd. run (Vinatieri kick)	27	7

TEAM STATISTICS

	Colts	49ers
Total Net Yards	336	254
Net Yards Rushing	179	115
Net Yards Passing	157	139
Total First Downs	23	14
Third Down Efficiency	5-12-42%	3-12-25%
Penalties	1-10	6-48
Fumbles (Number and Lost)	0-0	1-1
Field Goals (Made and Attempted)	2-3	0-0
Red Zone Efficiency	3-4-75%	1-1-100%
Time of Possession	36:25	23:35

STARTERS

COLTS			
WR	Wayne	**DE**	Redding
LT	Castonzo	**NT**	Franklin
LG	Thornton	**DT**	Jean Francois
C	McGlynn	**SLB**	Walden
RG	Linkenbach	**MIKE**	Sheppard
RT	Cherilus	**WILL**	Freeman
G	Reitz	**RUSH**	Mathis
WR	Heyward-Bey	**LCB**	Toler
QB	Luck	**RCB**	Davis
RB	Bradshaw	**SS**	Bethea
FB	Havili	**FS**	Howell

49ERS			
WR	Boldin	**LDT**	McDonald
LT	Staley	**NT**	Dorsey
LG	Iupati	**RDT**	Smith
C	Goodwin	**OLB**	Brooks
RG	Boone	**ILB**	Bowman
RT	Davis	**ILB**	Willis
TE	McDonald	**OLB**	Smith
WR	Williams	**LCB**	Rogers
QB	Kaepernick	**RCB**	Brown
RB	Gore	**SS**	Whitner
FB	Miller	**FS**	Reid

WEEK 3 at SAN FRANCISCO GAME NOTES

•The win improved the team's all-time record against the 49ers to 25-18 in the regular season and 11-11 in road games and extended Indianapolis' winning streak against San Francisco to three games. The victory was also the team's first in an opening road game of the regular season dating back to September 21, 2009.

•The 20-point victory is the largest for the Colts on the road dating back to October 25, 2009 (at St. Louis).

•The Colts are now 6-0 in regular season games following a loss under Head Coach **Chuck Pagano**. The record dates back to the 2012 campaign.

•Indianapolis now holds a 6-0 record under Head Coach **Chuck Pagano** when the team does not commit a turnover. Dating back to 2000, the Colts are 41-2 (.953) without a turnover, which ranks first in the NFL during that time. The Colts have registered two games without a turnover this season (Oakland, Week 1).

•The Colts topped the 100-yard rushing plateau in the third quarter and finished with 179 yards against San Francisco. The game marked the team's third consecutive 100-plus net yard rushing outing. The last time Indianapolis opened the season with three-straight 100-plus net yard rushing games was from September 10 - September 24, 1989.

•Indianapolis' defense limited 49ers quarterback Colin Kaepernick to two completions in the first half of play (2-of-8). It was the lowest first-half completion total for an opposing quarterback since December 28, 2008 against Tennessee (2, Vince Young, Kerry Collins).

•The Colts tallied a touchdown on their first offensive possession of the game when newly acquired running back **Trent Richardson** found the end zone on a one-yard score. Indianapolis drove 80 yards in seven plays and quarterback **Andrew Luck** completed 5-of-5 passes for 48 yards.

•Indianapolis added two rushing touchdowns in the fourth quarter en route to 27 total points. Running back **Ahmad Bradshaw** led both teams in rushing with 19 carries for 95 yards and a touchdown. The score was his second as a member of the Colts.

•Quarterback **Andrew Luck** posted his second rushing touchdown of the season when he found the end zone on a six-yard run in the fourth quarter. In the last two seasons, Luck ranks third in the NFL and first in the AFC in rushing touchdowns by a quarterback (7). Luck finished the game having completed 18-of-27 passes for 164 yards while contributing with 24 rushing yards on four carries. Without a touchdown pass against the 49ers, he ended a streak of nine consecutive games with at least one touchdown pass. Luck finished the game having completed 8-of-8 passes on first downs.

•Wide receiver **Reggie Wayne** finished the contest with five catches for 63 yards. He played in his 185th consecutive game, which ranks second among active NFL players (London Fletcher 243). Wayne also tied Justin Snow (192) for the sixth-most games played in Colts history. With his second reception of the game in the second quarter, Wayne passed Randy Moss (982) for the ninth-most catches in NFL history. With five catches against the 49ers, Wayne improved his current NFL record of consecutive games with three receptions or more to 67. He also improved his streak of games with at least one catch to 115.

•Running back **Trent Richardson** logged 13 carries for 35 yards and one touchdown in his debut with the Colts. His first carry was a one-yard touchdown in the first quarter.

•Linebacker **Robert Mathis** finished the game with three tackles and 1.5 sacks. The sacks marked the fourth time Mathis has opened a season with at least 1.0 sack in three consecutive games (2005, 2010, 2012, 2013). The first sack of Colin Kaepernick also marked the 50th different quarterback takedown in Mathis' career. Now with 96.0 sacks, Mathis surpassed Robert Porcher (95.5) for 35th place on the league's all-time sack list.

•Defensive end **Cory Redding** split the team's second sack of the game with **Robert Mathis** when the duo dropped Colin Kaepernick in the fourth quarter. The quarterback takedown marked career sack number 28.0 for Redding. It was his first since an October 7, 2012 meeting against Green Bay (2.0 sacks).

•Linebacker **Jerrell Freeman** notched a sack and forced fumble in the fourth quarter. The fumble was recovered by linebacker **Kavell Conner**. The sack was Freeman's third this season and the fifth of his career. The forced fumble was the second of the year and third of his career. Conner's fumble recovery was the third of his career. Freeman led the team with eight tackles (seven solo).

•Cornerback **Cassius Vaughn** grabbed the team's lone interception of the game in the fourth quarter. The interception was the third of his career and his first since December 9, 2012. The pick was part of a Colts plus-two turnover effort against San Francisco.

•Safety **Antoine Bethea** started his 83rd consecutive game, which ranks first among active NFL safeties. He has started in all 110 games he has played in. Bethea finished the contest with five tackles.

•**Delano Howell** made his first career NFL start at safety.

•Kicker **Adam Vinatieri** converted 2-of-3 field goals against San Francisco. His first kick (43 yards) gave the Colts a 10-7 lead in the second quarter. It was Vinatieri's first field goal attempt at Candlestick Park. Vinatieri added his second field goal (41 yards) in the third quarter to give Indianapolis a 13-7 advantage. The field goals also extended Vinatieri's streak of consecutive games with at least one point to 149. With three extra points, Vinatieri moved past Lou Michael (270) for the second-most PAT attempts in Colts history.

COLTS 37
JAGUARS 3

Sunday, September 29, 2013

EverBank Field

The Colts improved to 3-1 on the season after defeating Jacksonville by a 37-3 margin. The team's 37 points was the highest single-game total since September 19, 2010 and the 34-point margin of victory is the team's highest since October 25, 2009. Indianapolis totaled 154 rushing yards, marking the fourth consecutive game the team eclipsed the 100-yard plateau. Following a Jacksonville 53-yard field goal, the Colts scored 37 unanswered points, which included four touchdowns and three Adam Vinatieri field goals. Indianapolis cornerback Darius Butler recorded the team's first touchdown with a 41-yard interception return for a touchdown in the second quarter. It was the second consecutive year Butler registered a pick-six in Jacksonville. Running back Trent Richardson logged his second touchdown in as many games with the Colts and tight end Coby Fleener and wide receiver Reggie Wayne were on the receiving end of Andrew Luck's two touchdown passes. Wayne finished the game with five catches for 100 yards and became the 11th player in NFL history to record 13,000-plus career receiving yards and 80 touchdowns. Defensively, outside linebacker Robert Mathis posted 3.0 sacks and moved into 30th place in NFL history with 99.0 career quarterback takedowns.

	1	2	3	4	OT	Total
Colts	0	20	14	3	0	37
Jaguars	3	0	0	0	0	3

SCORING DRIVES

Team	Qtr	Time	Scoring Play	IND	JAX
Jaguars	1	8:14	Scobee 53 yd. field goal	0	3
Colts	2	14:43	Vinatieri 22 yd. field goal	3	3
Colts	2	11:48	Butler 41 yd. interception return (Vinatieri kick)	10	3
Colts	2	5:54	Richardson 1 yd. run (Vinatieri kick)	17	3
Colts	2	1:34	Vinatieri 46 yd. field goal	20	3
Colts	3	12:15	Fleener 31 yd. pass from Luck (Vinatieri kick)	27	3
Colts	3	1:22	Wayne 5 yd. pass from Luck (Vinatieri kick)	34	3
Colts	4	1:53	Vinatieri 28 yd. field goal	37	3

TEAM STATISTICS

	Colts	Jaguars
Total Net Yards	437	205
Net Yards Rushing	154	40
Net Yards Passing	283	165
Total First Downs	26	14
Third Down Efficiency	6-13-46%	2-11-18%
Penalties	7-58	9-65
Fumbles (Number and Lost)	1-0	0-0
Field Goals (Made and Attempted)	3-3	1-1
Red Zone Efficiency	2-5-40%	0-1-0%
Time of Possession	36:38	23:22

STARTERS

COLTS				JAGUARS			
WR	Wayne	**DE**	Redding	**WR**	Shorts	**LDE**	Alualu
LT	Castonzo	**NT**	Franklin	**LT**	Monroe	**DT**	Miller
LG	Thornton	**DT**	Moala	**LG**	Rackley	**DT**	Marks
C	McGlynn	**SLB**	Walden	**C**	Meester	**LEO**	Babin
RG	Linkenbach	**MIKE**	Angerer	**RG**	Nwaneri	**OLB**	Hayes
RT	Cherilus	**WILL**	Freeman	**RT**	Joeckel	**MLB**	Posluszny
WR	Heyward-Bey	**RUSH**	Mathis	**TE**	Lewis	**OLB**	Allen
WR	Hilton	**LCB**	Toler	**WR**	Sanders	**LCB**	Blackmon
QB	Luck	**RCB**	Davis	**QB**	Gabbert	**RCB**	Ball
FB	Havili	**SS**	Bethea	**FB**	Ta'ufo'ou	**SS**	Cyprien
RB	Richardson	**FS**	Howell	**RB**	Jones-Drew	**FS**	Evans

WEEK 4 at JACKSONVILLE GAME NOTES

•The Indianapolis Colts defeated the Jacksonville Jaguars by a 37-3 margin in a Week 4 contest at EverBank Field, improving their all-time record against the Jaguars to 17-8 in the regular season and 9-4 on the road. The team's 37 points is the highest single-game total since September 19, 2010 when the Colts defeated the New York Giants, 38-14. Indianapolis' 34-point margin of victory is the team's highest since a 42-6 win at St. Louis on October 25, 2009.

•The Colts concluded the month of September with a 3-1 record. Over the last 11 years, Indianapolis has compiled a league-leading .722 winning percentage (26-10) in the month, which ranks first in the NFL during that span.

•The Colts totaled 154 rushing yards as a team against Jacksonville, which marked the fourth straight 100-yard performance from Indianapolis this season. Since 1984, the team's longest consecutive streak of 100-yard rushing games to open a season is five, which was accomplished in 1984 and 1988.

•Through four games this season, the Colts have only allowed seven points in the fourth quarter, which currently ranks tied for second in the NFL.

•In the first half of play, the Colts defense held the Jaguars to three points while allowing only three first downs, 69 total net yards, 30 rushing yards and 39 passing yards. Jacksonville finished the contest with 205 total net yards (40 rushing and 165 passing) and converted only 2-of-11 third down attempts (18 percent). Indianapolis led in time of possession by a 36:38-23:22 margin.

•Indianapolis' defense held Jacksonville to 40 rushing yards on 18 carries for a 2.2 average. The rushing average is the lowest allowed this season and the team's lowest since the 2010 regular season finale against Tennessee (2.1). Jacksonville running back Maurice Jones-Drew was held to his lowest career single-game rushing total against the Colts (23 yards on 13 carries).

•The Colts defense held Jacksonville to -2 yards of total net offense in the third quarter. It was the lowest total for an Indianapolis opponent in any quarter dating back to October 23, 2005 against Houston (-17 yards).

•Cornerback **Darius Butler** intercepted a Blaine Gabbert pass and returned the ball 41 yards for a touchdown to give the Colts a 10-3 lead in the second quarter. The pick was the eighth of Butler's career and the touchdown return was the fourth of his career. For the second consecutive year, Butler returned an interception for a touchdown against the Jaguars in Jacksonville. Butler is tied for third place in franchise history with three interception returns for a touchdown.

•Running back **Trent Richardson** scored his second touchdown in as many games with the Colts on a one-yard carry in the second quarter. The score gave Indianapolis a 17-3 advantage. Richardson finished the game with 20 carries for 60 yards and one score. On the drive, running back **Donald Brown** logged the second-longest rush of his career with a 50-yard carry. It was his longest rush since a career-high 80-yard touchdown run on December 18, 2011 against Tennessee. Brown led the Colts in rushing against Jacksonville with three carries for 65 yards (21.7 avg.).

•Quarterback **Andrew Luck** found tight end **Coby Fleener** for a 31-yard touchdown strike on the team's first offensive possession of the third quarter to give Indianapolis a 27-3 lead. The drive consisted of two plays with Luck finding wide receiver **Reggie Wayne** for a 17-yard pass on the other play. Fleener's touchdown was his second this season.

•**Luck's** second touchdown pass of the game came in the third quarter when he found **Wayne** for a five-yard score. The Colts drove 72 yards on 12 plays and earned five first downs on the drive. Wayne topped the 100-yard receiving plateau while adding his second touchdown of the season and the 80th of his career.

•**Luck** finished the contest having completed 22-of-36 passes for 260 yards, two touchdowns and one interception for a 90.0 passer rating. Quarterback **Matt Hasselbeck** also saw his first action as a member of the Colts, completing 2-of-3 passes for 37 yards in the fourth quarter.

•**Wayne** caught five passes for 100 yards and one touchdown against Jacksonville. With his touchdown reception, he became the 11th player in NFL history with 13,000-plus career receiving yards and 80 touchdowns. He also passed Charley Taylor and Harold Carmichael (79) for a tie of 22nd place in NFL history (Larry Fitzgerald) in touchdown receptions. Wayne's 100-yard performance was the 42nd of his career. The Colts are 30-12 when he reaches the 100-yard receiving plateau. With five catches against the Jaguars, Wayne improved his current NFL record of consecutive games with at least three catches to 68. He also improved his streak of consecutive games with at least one reception to 116. Wayne now has 138 catches for 1,956 yards against Jacksonville, his most against any opponent. Wayne has now competed in 186 consecutive games, which ranks second among active NFL players (London Fletcher 243). He also passed Justin Snow (192) for the sixth-most games played in franchise history.

•**Fleener** finished the contest with five receptions for 77 yards and one touchdown. It was his second-highest career receiving total behind an 82-yard performance in his rookie debut against Chicago in the 2012 regular season opener (82 yards on Sept. 9, 2012).

•Outside linebacker **Robert Mathis** finished with 3.0 sacks and five tackles against Jacksonville. The sacks marked the 97th, 98th and 99th of his career, which moved him past Warren Sapp (96.5), Dexter Manley (97.5), Jacob Green (97.5), Simon Fletcher (97.5) and Joey Porter (98.0) for 30th place on the league's all-time sacks list. The performance was the 23rd multiple-sack game for Mathis and his third career 3.0-sack contest. The sacks marked the third time in his career that he has recorded a quarterback takedown in each of the first four games to open a season (2005 and 2012). Mathis has now posted at least 1.0 sack in five consecutive games against Jacksonville.

•Defensive end **Cory Redding** logged his 29th career sack when he took down Blaine Gabbert in the third quarter. The takedown was part of a 4.0-sack effort from the Colts against Jacksonville. Redding also added three tackles in the victory.

•Cornerback **Vontae Davis** intercepted his first pass of the season and the 13th of his career when he picked off Blaine Gabbert on Jacksonville's first offensive possession of the game. Davis finished the game with three tackles and two passes defensed.

•Cornerback **Josh Gordy** notched his fourth career interception when he picked off Blaine Gabbert at the 4:50 mark in the fourth quarter. It was Gordy's first interception since December 24, 2011.

•Safety **Antoine Bethea** started at safety and currently ranks first among active safeties in consecutive games played with 84. He has started in all 111 games he has participated in.

•Kicker **Adam Vinatieri** converted 3-of-3 field goals and four PATs, giving him 13 points against Jacksonville. His first field goal of the game (24 yards) came in the second quarter, which tied the game at 3-3 and extended his streak of consecutive games scoring at least one point to 150. Vinatieri added his second field goal of 46 yards with 1:38 remaining in the first half and converted his third kick of 28 yards in the fourth quarter.

COLTS 34
SEAHAWKS 28

Sunday, October 6, 2013

Lucas Oil Stadium

The Colts improved to 4-1 and 2-0 against the NFC West with a 34-28 victory over Seattle. The record marks the team's best start to a regular season since 2009. Indianapolis fell behind early in the contest after the Seahawks notched a field goal, touchdown, and a safety off a blocked punt to take a 12-0 lead. The Colts responded when Andrew Luck found T.Y. Hilton for a 73-yard touchdown, which was the longest pass and reception for both players. The Colts took their first lead of the game in the second quarter when Delano Howell returned a blocked field goal 61 yards for a touchdown. It was the team's first blocked field goal return for a score dating back to 2004. Seahawks quarterback Russell Wilson added his second touchdown pass of the game in the second quarter en route to a Seattle 19-17 halftime advantage. Seahawks kicker Steven Hauschka then notched three field goals in the third stanza, but the Colts remained in the game when Luck and Hilton connected on their second touchdown (29 yards). For the fourth consecutive game the Indianapolis defense held their opponent scoreless in the fourth quarter. Donald Brown scored on a three-yard rush and Adam Vinatieri added a 49-yard field goal to solidify the team's six-point victory. Hilton finished with a career-high 140 receiving yards and two scores. Defensively, Robert Mathis tallied his 100th career sack and finished with 2.0 on the day.

	1	2	3	4	OT	Total
Seahawks	12	7	9	0	0	28
Colts	7	10	6	11	0	34

SCORING DRIVES

Team	Qtr	Time	Scoring Play	SEA	IND
Seahawks	1	11:40	Hauschka 42 yd. field goal	3	0
Seahawks	1	6:14	Tate 10 yd. pass from Wilson (Hauschka kick)	10	0
Seahawks	1	4:53	Punt blocked by Kearse out of bounds in end zone for a safety	12	0
Colts	1	1:04	Hilton 73 yd. pass from Luck (Vinatieri kick)	12	7
Colts	2	13:06	Howell 61 yd. return of blocked field goal (Vinatieri kick)	12	14
Seahawks	2	5:57	Kearse 28 yd. pass from Wilson (Hauschka kick)	19	14
Colts	2	0:58	Vinatieri 41 yd. field goal	19	17
Seahawks	3	11:18	Hauschka 36 yd. field goal	22	17
Seahawks	3	8:12	Hauschka 41 yd. field goal	25	17
Colts	3	4:16	Hilton 29 yd. pass from Luck (two-point conversion failed)	25	23
Seahawks	3	0:35	Hauschka 46 yd. field goal	28	23
Colts	4	8:55	Brown 3 yd. run (Luck pass to (Wayne for two-point conversion)	28	31
Colts	4	1:55	Vinatieri 49 yd. field goal	28	34

TEAM STATISTICS

	Seahawks	Colts
Total Net Yards	423	317
Net Yards Rushing	218	109
Net Yards Passing	205	208
Total First Downs	21	20
Third Down Efficiency	2-12-17%	7-12-58%
Penalties	7-85	3-35
Fumbles (Number and Lost)	2-1	2-2
Field Goals (Made and Attempted)	4-5	2-2
Red Zone Efficiency	1-2-50%	1-1-100%
Time of Possession	31:22	28:38

STARTERS

COLTS				SEAHAWKS			
WR	Wayne	**DE**	Redding	**WR**	Rice	**LDE**	Bryant
LT	Castonzo	**NT**	Franklin	**LT**	McQuistan	**LDT**	McDaniel
LG	Thornton	**DT**	Moala	**LG**	Carpenter	**RDT**	Mebane
C	Satele	**SLB**	Walden	**C**	Jeanpierre	**RDE**	Clemons
RG	McGlynn	**MIKE**	Angerer	**RG**	Sweezy	**OLB**	Irvin
RT	Cherilus	**WILL**	Freeman	**RT**	Bowie	**MLB**	Wagner
WR	Heyward-Bey	**RUSH**	Mathis	**TE**	Wilson	**OLB**	Wright
TE	Fleener	**LCB**	Toler	**WR**	Tate	**LCB**	Sherman
QB	Luck	**RCB**	Davis	**QB**	Wilson	**RCB**	Browner
RB	Richardson	**SS**	Bethea	**WR**	Baldwin	**SS**	Chancellor
FB	Jones	**CB**	Butler	**FB**	Lynch	**FS**	Thomas

WEEK 5 vs. SEATTLE GAME NOTES

•The Indianapolis Colts improved their record to 4-1 and 2-0 against the NFC West. The 4-1 record marks the team's best start since 2009. The win improved Indianapolis' all-time record against the Seahawks to 7-4 in the regular season and 3-1 at home. The win marked the first time the Colts have won two straight games against Seattle since 1994 (10/2/94 – 12/4/94).

•For the fourth consecutive game, the Colts held their opponent scoreless in the fourth quarter. Indianapolis' defense has only allowed seven fourth quarter points in five games, which currently ranks first in the NFL

•The Colts have rushed for over 100 net yards in each of the first five games of the regular season. Since moving to Indianapolis in 1984, the streak is tied for the most consecutive games to open a campaign dating back to 1984 and 1988.

•Quarterback **Andrew Luck** hit wide receiver **T.Y. Hilton** for a 73-yard touchdown in the first quarter to cut the Seattle lead to 12-7. The pass from Luck and reception from Hilton were both career longs. It was also the team's longest reception dating back to October 3, 2011 when Curtis Painter threw an 87-yard touchdown pass to wide receiver Pierre Garcon against Tampa Bay. Luck's 73-yard touchdown pass to Hilton was the longest allowed by the Seahawks defense since Week 16 of the 2007.

•Safety **Delano Howell** gave the Colts a 14-12 advantage when a blocked field goal from **Lawrence Guy** was returned 61 yards for a touchdown. It was the fourth blocked field goal return for a touchdown in franchise history and the first since December 5, 2004 when Rob Morris returned a block 68 yards for a score. Howell's blocked field goal return was the third longest in franchise history.

•**Luck** and **Hilton** connected again for a 29-yard touchdown in the third quarter, which cut the Seattle lead to 25-23. The scored marked the second time in Hilton's career that he recorded multiple touchdowns in a single game. The last time occurred on November 11, 2012 at New England (six receptions for 100 yards and two touchdowns). The score also signified Luck's 11th career multiple-touchdown game.

•Running back **Donald Brown** scored a three-yard touchdown in the fourth quarter capping a 14-play, 86-yard drive, which consumed 6:40. The rushing touchdown is the 12th of Brown's career and his first since the 2012 regular season opener at Chicago (September 9, 2012). Following the score, wide receiver **Reggie Wayne** caught the two-point conversion to give Indianapolis a 31-28 lead. The drive marked the team's 15th this season of 10 plays or more.

•With **Hilton's** 73-yard touchdown reception and **Howell's** 61-yard field goal block for a touchdown, the Colts totaled two touchdowns of over 50 yards for the first time since the 2012 regular season finale against the Houston Texans on December 30, 2012 (Deji Karim 101-yard kickoff return for a touchdown, Hilton 70-yard touchdown reception).

•**Andrew Luck** completed 16-of-29 passes for 229 yards and two touchdowns. Luck registered his 15th career game with 200-plus passing yards and his 11th career contest with multiple touchdown passes. In his career, he has guided the Colts to nine game-winning drives in the fourth-quarter or overtime, the most through a player's first 21 games by any quarterback that began his career since the 1970 merger. Luck is now 15-6 as a starter and is the fastest quarterback drafted No. 1 overall since the 1970 merger to reach 15 wins (21 starts). The game was the first in league history in which both starting quarterbacks (Russell Wilson, Seattle) were second-year quarterbacks who started a playoff game as a rookie in the previous season.

•**Reggie Wayne** finished with six receptions for 65 yards and passed Torry Holt (13,382) for 11th place on the NFL's all-time receiving yardage list. With six catches, he improved his current NFL record for consecutive games with at least three catches to 69. He has also caught at least one pass in 117 consecutive games. Wayne competed in his 187th consecutive game, which leads all active wide receivers and ranks second among all active players.

•**T.Y. Hilton** finished the game with five catches for a career-high 140 yards (28.0 avg.) and two touchdowns. His 73-yard score marked his fourth career touchdown of 60 yards or more dating back to 2012. The only other player in the NFL with more in that span is Adrian Peterson (six). With 140 yards against Seattle, Hilton tied Dallas Clark (seven) for ninth in Colts history in career 100-plus-yard receiving performances. The multiple-touchdown performance was the second of his career.

•**Robert Mathis** compiled six tackles, 2.0 sacks, one forced fumble and one pass defensed. He became the 30th player in NFL history to record 100.0 career sacks. With 2.0 sacks, Mathis passed Charles Haley and Williams Fuller (100.5) for 27th place on the league's all-time sack list. He added his second sack of the game in the third quarter, which marked his 24th career multiple-sack contest. It also marked the first time in his career that he totaled multiple sacks in four consecutive games (9/15/13 - 10/6/13). Mathis has now opened a season with at least 1.0 sack in each of the first five games for the third time in his career (2005 & 2012). With 9.5 sacks through five games, he ranks first among Colts players in quarterback sacks through the first five games of a regular season in franchise history dating back to 1982.

•Linebacker **Erik Walden** posted four tackles and one fumble recovery on Robert Mathis' sack-forced fumble. The recovery was the second of his career and the first since December 11, 2011 as a member of the Green Bay Packers.

•Cornerback **Darius Butler** intercepted a Russell Wilson pass on Seattle's final drive of the game to complete the victory. The interception is the ninth of Butler's career and his second in as many games.

•**Antoine Bethea** started in his 85th consecutive game, which leads all active NFL safeties. He has started in every game he has played in 112 career games.

•**Adam Vinatieri** converted 2-of-2 field goals and two PATs for eight points against the Seahawks. He split the uprights on his first attempt of 41 yards in the second quarter to cut Seattle's lead to 19-17 and added a 49-yard kick in the fourth quarter to seal a 34-28 victory. With his first extra point of the game in the first quarter, Vinatieri passed Norm Johnson (638) for seventh place on the league's all-time PAT list. With eight points against Seattle, he improved his streak of consecutive games having scored at least one point to 151.

COLTS 9
CHARGERS 19

Monday, October 14, 2013

Qualcomm Stadium

Indianapolis dropped to 4-2 after falling to the San Diego Chargers, 19-9, on Monday Night Football. The Colts opened the contest with an eight-play scoring drive, which resulted in an Adam Vinatieri 30-yard field goal. The Chargers took a 7-3 lead when quarterback Philip Rivers found wide receiver Keenan Allen for a 22-yard touchdown in the second quarter. Both teams traded field goals in the second quarter and San Diego entered the break with a 10-6 lead. The Colts offense failed to gain momentum in the second half and was limited to a Vinatieri 51-yard field goal in the fourth quarter. Chargers kicker Nick Novak converted on three field goal attempts in the second half, including a 50-yard kick with 1:55 remaining in the fourth quarter to seal a two possession victory. Offensively for the Colts, wide receiver Reggie Wayne led the team with five receptions for 88 yards and grabbed his 1,000th career catch in the fourth quarter. Running back Trent Richardson led the team in rushing with 10 carries for 40 yards. Defensively, the Colts witnessed sacks coming from defensive end Cory Redding and linebacker Kelvin Sheppard. Linebacker Mario Harvey recorded a career-high 10 tackles while safety Delano Howell contributed with a career-best nine stops.

	1	2	3	4	OT	Total
Colts	3	3	0	3	0	9
Chargers	0	10	3	6	0	19

SCORING DRIVES

Team	Qtr	Time	Scoring Play	IND	SD
Colts	1	11:27	Vinatieri 30 yd. field goal	3	0
Chargers	2	12:02	Allen 22 yd. pass from Rivers (Novak kick)	3	7
Chargers	2	1:41	Novak 31 yd. field goal	3	10
Colts	2	0:00	Vinatieri 50 yd. field goal	6	10
Chargers	3	9:05	Novak 33 yd. field goal	6	13
Chargers	4	9:43	Novak 34 yd. field goal	6	16
Colts	4	7:21	Vinatieri 51 yd. field goal	9	16
Chargers	4	1:55	Novak 50 yd. field goal	9	19

TEAM STATISTICS

	Colts	Chargers
Total Net Yards	267	374
Net Yards Rushing	74	147
Net Yards Passing	193	227
Total First Downs	12	24
Third Down Efficiency	2-10-20%	7-14-50%
Penalties	5-28	5-25
Fumbles (Number and Lost)	0-0	0-0
Field Goals (Made and Attempted)	3-3	4-4
Red Zone Efficiency	0-0-0%	0-1-0%
Time of Possession	21:29	38:31

STARTERS

COLTS				CHARGERS			
WR	Wayne	**DE**	Redding	**TE**	Phillips	**RE**	Liuget
LT	Castonzo	**NT**	Franklin	**WR**	Allen	**DT**	Thomas
LG	Thornton	**DT**	Jean Francois	**LT**	Dunlap	**LE**	Reyes
C	Satele	**SLB**	Walden	**LG**	Troutman	**OLB**	English
RG	McGlynn	**MIKE**	Angerer	**C**	Hardwick	**ILB**	Te'o
RT	Cherilus	**WILL**	Freeman	**RG**	Clary	**ILB**	Gachkar
WR	Heyward-Bey	**RUSH**	Mathis	**RT**	Fluker	**OLB**	Williams
TE	Fleener	**LCB**	Toler	**TE**	Gates	**RCB**	Wright
QB	Luck	**RCB**	Davis	**WR**	Brown	**LCB**	Cox
FB	Havili	**SS**	Bethea	**QB**	Rivers	**SS**	Gilchrist
RB	Richardson	**FS**	Howell	**RB**	Mathews	**FS**	Weddle

WEEK 6 at SAN DIEGO GAME NOTES

•The Indianapolis Colts dropped to 4-2 on the season after falling to the San Diego Chargers 19-9 on Monday Night Football.

•The Colts allowed only six fourth quarter points against San Diego and have given up 13 in the final stanza through six games this season, which ranks first in the NFL. The Chargers broke Indianapolis' streak of four consecutive games without allowing a point in the fourth quarter.

•The Colts totaled 74 rushing yards on 17 carries against the Chargers. This season, Indianapolis has rushed for 784 yards, which is the seventh-most through six games of any campaign in franchise history.

•Wide receiver **Reggie Wayne** caught five passes for 88 yards against the Chargers. On his fourth catch in the fourth quarter, Wayne became the ninth player in NFL history with 1,000 career receptions. The Colts also became the first team in NFL history to have two players with 1,000 catches each with the franchise (Marvin Harrison, 1,102). Playing in his 195th career game, Wayne became the NFL's third-fastest player to reach 1,000 catches. On Wayne's fifth catch of the game, the 13-year veteran passed Hines Ward for eighth place on the league's all-time receptions list. With five receptions, Wayne improved his current NFL record of consecutive games with at least three catches to 70. He has also recorded at least one reception in 118 games, which ranks third among active players (Tony Gonzalez, 196 and Larry Fitzgerald, 139). Wayne competed in his 188th consecutive game, which leads all active receivers and ranks second in the league to London Fletcher (245).

•Quarterback **Andrew Luck** completed 18-of-30 passes for 202 yards and one interception for a 66.2 passer rating.

•Running back **Trent Richardson** led the team in rushing with 10 carries for 40 yards while adding one reception for 13 yards.

•Defensive end **Cory Redding** logged the team's first sack of the game when he brought down Philip Rivers in the fourth quarter. The sack came on third down and led to a San Diego field goal. Redding now has 2.5 sacks on the season and 30.0 for his career.

•Linebacker **Kelvin Sheppard** added the team's second sack when he brought down Philip Rivers in the fourth quarter to force a punt. The sack was his first of the season and the third of his career.

•Linebacker **Mario Harvey** led the defense with a career-high 10 tackles (nine solo) while adding one tackle for loss.

•Safety **Delano Howell** registered a career-best nine tackles (eight solo) in the loss.

•Safety **Antoine Bethea** started in his 86th consecutive game, which leads all active safeties in the NFL. Bethea finished with eight tackles.

•Kicker **Adam Vinatieri** converted 3-of-3 field goals for nine points against the Chargers. He gave the Colts a 3-0 lead when he split the uprights on a 30-yard attempt on the team's opening offensive possession of the game. The field goal marked the third time this season the Colts tallied points on their opening offensive drive (Week 1 vs. Oak. – touchdown, Week 3 at S.F. – touchdown). Vinatieri also improved his streak of consecutive games scoring at least one point to 151. He notched his second successful kick at the end of the second quarter with a 50-yard conversion and added a 51-yard attempt in the fourth quarter. The two field goals of 50-plus yards gave him 10 total as a member of the Colts. It also marked the first time in his career that he converted two field goals of 50-plus yards in a single game.

COLTS 39
BRONCOS 33

Sunday, October 20, 2013

Lucas Oil Stadium

Indianapolis pieced together an impressive victory over the undefeated Denver Broncos to improve to 5-2 on the season. On the offensive side the ball, quarterback Andrew Luck completed 21-of-38 passes for 228 yards and tied his single-game high with four touchdowns (one rushing). Indianapolis took a 26-14 lead into halftime following three touchddown passes from Luck to Darrius Heyward-Bey, Stanley Havili and Coby Fleener. Havili also made a standout play on special teams when he stipped Broncos returner Trindon Holliday on a punt return, which set up Heyward-Bey's touchdown. The Colts defense held Peyton Manning and to 134 net yards and 101 net passing yards in the first half, which were both season lows. Denver played its way back into the game in the second half, which included 16 points in the fourth quarter. But two crucial takeaways, an interception from Colts linebacker Pat McAfee and a fumble recovery from safety Antoine Bethea stalled the Broncos' momentum and led to kicker Adam Vinatieri's thrid field goal of the contest, which created a two-possession game (39-30). Defensively, outside linebacker Robert Mathis generated five tackles and 2.0 sacks. He forced a fumble on a Manning sack, which led to a safety. The Colts also scored a touchdown on their ensuing drive.

	1	2	3	4	OT	Total
Broncos	7	7	3	16	0	33
Colts	10	16	7	6	0	39

SCORING DRIVES

Team	Qtr	Time	Scoring Play	DEN	IND
Broncos	1	8:16	Decker 17 yd. pass from Manning (Prater kick)	7	0
Colts	1	4:05	Vinatieri 27 yd. field goal	7	3
Colts	1	1:20	Heyward-Bey 11 yd. pass from Luck (Vinatieri kick)	7	10
Broncos	2	11:56	Thomas 12 yd. pass from Manning (Prater kick)	14	10
Colts	2	8:52	Manning fumble forced by Mathis out of bounds in end zone for safety	14	12
Colts	2	5:50	Havili 20 yd. pass from Luck (Vinatieri kick)	14	19
Colts	2	0:10	Fleener 8 yd. pass from Luck (Vinatieri kick)	14	26
Colts	3	5:00	Luck 10 yd. run (Vinatieri kick)	14	33
Broncos	3	0:42	Prater 31 yd. field goal	17	33
Colts	4	12:59	Vinatieri 52 yd. field goal	17	36
Broncos	4	12:11	Thomas 31 yd. pass from Manning (pass failed)	23	36
Broncos	4	8:44	Moreno 1 yd. run (Prater kick)	30	36
Colts	4	5:57	Vinatieri 42 yd. field goal	30	39
Broncos	4	0:12	Prater 47 yd. field goal	33	39

TEAM STATISTICS

	Broncos	Colts
Total Net Yards	429	334
Net Yards Rushing	64	121
Net Yards Passing	365	213
Total First Downs	23	19
Third Down Efficiency	5-16-31%	5-17-29%
Penalties	12-103	6-52
Fumbles (Number and Lost)	4-2	1-1
Field Goals (Made and Attempted)	2-2	3-3
Red Zone Efficiency	3-5-60%	3-4-75%
Time of Possession	28:13	31:47

STARTERS

COLTS				BRONCOS			
WR	Wayne	**DE**	Redding	**WR**	Thomas	**LDE**	Wolfe
LT	Castonzo	**DT**	Jean Francois	**LT**	Clark	**DT**	Vickerson
LG	Thornton	**SLB**	Walden	**LG**	Beadles	**NT**	Knighton
C	Satele	**MIKE**	Angerer	**C**	Ramirez	**SLB**	Miller
RG	McGlynn	**WILL**	Freeman	**RG**	Kuper	**MLB**	Lenon
RT	Cherilus	**RUSH**	Mathis	**RT**	Vasquez	**WLB**	Trevathan
TE	Fleener	**LCB**	Toler	**TE**	Thomas	**LCB**	Bailey
WR	Heyward-Bey	**RCB**	Davis	**WR**	Decker	**RCB**	R-Cromartie
QB	Luck	**CB**	Butler	**WR**	Welker	**CB**	Harris
WR	Hilton	**SS**	Bethea	**QB**	Manning	**SS**	Ihenacho
RB	Richardson	**FS**	Landry	**RB**	Moreno	**FS**	Moore

WEEK 7 vs. DENVER GAME NOTES

•The Indianapolis Colts defeated the Denver Broncos in a Week 7 home meeting and improved to 5-2 on the season and 2-1 against the AFC West. The game marked the team's sixth consecutive win against the Broncos (including the postseason) dating back to the 2005 campaign.

•Under Head Coach **Chuck Pagano**, the Colts have registered a 7-0 record in the regular season immediately following a loss. Sunday night's win marks the second occasion the Colts have rebounded from a loss this year.

•In the last two seasons under Head Coach **Chuck Pagano** (2012-13), the Colts are 12-2 in games decided by one possession or less.

•The Colts rushed for 121 yards on 31 carries against the Broncos and are now 10-0 when finishing with 30-plus rushing attempts in a game since 2012. The record ranks first in the NFL during that span.

•The Colts logged their first touchdown of the game when quarterback **Andrew Luck** hit wide receiver **Darrius Heyward-Bey** for an 11-yard score in the first quarter. The touchdown came after the Colts forced a Broncos fumble on a punt return. The touchdown for Heyward-Bey was his first as a member of the Colts.

•The Colts recorded a safety in the second quarter when outside linebacker **Robert Mathis** posted a sack and forced fumble on Peyton Manning. The fumble went out of the end zone. The safety was the first for the Colts in Lucas Oil Stadium and the team's first since Dec. 9, 2007 (at Bal.) when Indianapolis blocked a punt out of the end zone.

•Following the safety, the Colts got the ball back and drove 66 yards in seven plays resulting in a fullback **Stanley Havili** 20-yard touchdown reception and a Colts 19-14 lead. The score marked Havili's first touchdown as a member of the Colts and the first receiving touchdown of his career.

•Indianapolis posted its third touchdown of the first half when **Andrew Luck** ran the two-minute drill and found tight end **Coby Fleener** for an eight-yard touchdown and a 26-14 halftime lead. The score was the third for Fleener this season.

•The 26 points are the most for the Colts in a first half of play under Head Coach **Chuck Pagano** (2012-13).

•In the first half, the Indy defense held the Broncos to 134 net yards and 101 net passing yards, which were both single-game first-half lows for Denver this season.

•The Colts took a 33-14 advantage in the third quarter on **Andrew Luck's** fourth touchdown of the game (first rushing). The score came on a four-play, 41-yard scoring drive capped by a 10-yard touchdown run. It was the eighth rushing touchdown of Luck's career, which ranks second in the NFL over the last two seasons (2012-13).

•**Andrew Luck** completed 21-of-38 passes for 228 yards and three touchdowns for a 99.5 quarterback rating. With four total touchdowns against the Broncos, Luck tied his single-game career-high (4 at Detroit on Dec. 2, 2012). His three touchdown passes are the most he has thrown in a first half of his career while his 199 passing yards marked the third-highest total for a first half in a single game. Luck's three touchdown passes are the second-most he has thrown in a single game.

•Wide receiver **Reggie Wayne** caught five passes for 50 yards, with a long reception of 14 yards. With five catches, he improved his current NFL record of consecutive games with three-or-more receptions to 71. He also improved his streak of consecutive games with at least one reception to 119, which ranks third among active players (Tony Gonzalez, 198 and Larry Fitzgerald, 141). Wayne played in his 189th consecutive game, which ranks first among all active wide receivers and second among all active players (London Fletcher, 246).

•Wide receiver **Darrius Heyward-Bey** totaled four catches for 44 yards and one touchdown against the Broncos. Following a Denver turnover, Heyward-Bey caught an 11-yard touchdown on the ensuing play, which was his first as a member of the Colts. He also added a 30-yard rush in the game.

•Outside linebacker **Robert Mathis** finished with five tackles, 2.0 sacks and one forced fumble against the Broncos. Mathis sacked Peyton Manning in the second quarter and forced a fumble on the play, which went out of the end zone for a safety. Manning became the 52nd different quarterback that Mathis has sacked in his career. He regained the league lead in sacks with 11.5 and tied the franchise record for multiple-sack games in a single season with five (Chad Bratzke and Dwight Freeney). With 2.0 sacks, Mathis passed Jim Jeffcoat (102.5) for 26th place on the NFL's all-time sack list. Dating back to 1982 when sacks became an official stat, Robert Mathis leads the franchise for the most sacks through seven games in a single season.

•Linebacker **Jerrell Freeman** and defensive tackle **Ricky Jean Francois** split a sack in the fourth quarter and defensive end **Fili Moala** added the team's fourth sack of the game in the final stanza. Freeman's sack was number 3.5 on the season, while Jean Francois' was his first as a member of the Colts. Moala's sack was his first of the season and the third of his career.

•Inside linebacker **Pat Angerer** picked off a pass from Peyton Manning in the fourth quarter after it was deflected by linebacker **Erik Walden**. The pick gave the Colts possession of the ball at the Denver 20-yard line and led to a field goal. Angerer's interception was the second of his career.

•Safety **Antoine Bethea** competed in his 87th consecutive game, which leads all active safeties in the NFL. He tied for the team lead with nine tackles and added one fumble recovery in the fourth quarter. The fumble recovery was the fourth of his career.

•Cornerback **Darius Butler** finished with a career-high three passes defensed while adding five tackles.

•Outside linebacker **Erik Walden** tallied three tackles, one pass defensed and one forced fumble, which was the second of his career and his first since 2011.

•Toward the end of the first quarter, fullback **Stanley Havili** forced a fumble on a Broncos punt, which was recovered by safety **Sergio Brown**. The turnover led to a Colts **Darrius Heyward-Bey** touchdown reception and an Indianapolis 10-7 lead. The forced fumble was the first of Havili's career while the recovery was the second of Brown's career. Brown also pinned a **Pat McAfee** punt at the Broncos two-yard line late in the second quarter.

•Tight end **Jack Doyle** caught his first career NFL pass with a seven-yard gain in the third quarter.

•Kicker **Adam Vinatieri** split the uprights on 3-of-3 field goals and four PATs for 13 points against Denver. He gave the Colts their first points of the game with a 27-yard field goal in the first quarter. The kick improved his streak of consecutive games scoring at least one point to 153. Vinatieri split the uprights on his second attempt of 52 yards in the fourth quarter, which gave the Colts a 36-17 lead. It was his third field goal of 50-plus yards this season. His third kick of the night, a 42-yard conversion gave Indianapolis a two possession lead (39-30) with 5:57 remaining in the contest. With four PATs against the Broncos, Vinatieri passed Lou Groza (641) for the sixth-most in NFL history.

•Punter **Pat McAfee** finished the game with nine punts for a 48.9 average. He also set a franchise record with six punts inside the 20-yard line. Rohn Stark previously held the record of five, which he set on November 11, 1990 at New England.

COLTS 27
TEXANS 24

Sunday, November 3, 2013

Reliant Stadium

The Colts tied their sixth largest comeback in franchise history after overcoming an 18-point deficit in the third quarter and defeating the Houston Texans by a 27-24 margin. The Texans took an early lead in the first half when Houston quarterback Case Keenum found wide receiver Andre Johnson for three touchdown receptions en route to a 21-3 halftime lead. The Colts responded with points in each of their first four possessions of the second half. Adam Vinatieri notched his second field goal of the day (35 yards) prior to quarterback Andrew Luck finding wide receiver T.Y. Hilton for three touchdowns of his own to take a three-point lead. The Texans had two chances to take the lead or tie the game, but the Colts defense held Houston to a punt followed by a missed 55-yard field goal as time ran out. Luck completed 18-of-40 passes for 271 yards and three touchdowns has he logged his 10th career comeback in the fourth quarter or overtime. Hilton tallied his eighth career 100-yard performance as he led the team in receiving with seven receptions for 121 yards and three scores. The three touchdowns tied a franchise record for a single game, which was last recorded by Dallas Clark in December of 2009. Defensively, Pat Angerer led the Colts with 17 tackles while adding one pass defensed.

	1	2	3	4	OT	Total
Colts	0	3	9	15	0	27
Texans	14	7	3	0	0	24

SCORING DRIVES

Team	Qtr	Time	Scoring Play	IND	HOU
Texans	1	14:00	Johnson 62 yd. pass from Keenum (Bullock kick)	0	7
Texans	1	4:13	Johnson 41 yd. pass from Keenum (Bullock kick)	0	14
Colts	2	3:30	Vinatieri 30 yd. field goal	3	14
Texans	2	0:34	Johnson 5 yd. pass from Keenum (Bullock kick)	3	21
Colts	3	11:54	Vinatieri 35 yd. field goal	6	21
Texans	3	4:25	Bullock 43 yd. field goal	6	24
Colts	3	0:05	Hilton 10 yd. pass from Luck (Two-point pass failed)	12	24
Colts	4	9:46	Hilton 58 yd. pass from Luck (Vinatieri kick)	19	24
Colts	4	4:00	Hilton 9 yd. pass from Luck (Luck-Fleener two-point pass)	27	24

TEAM STATISTICS

	Colts	Texans
Total Net Yards	314	483
Net Yards Rushing	69	143
Net Yards Passing	245	340
Total First Downs	17	22
Third Down Efficiency	4-13-31%	6-14-43%
Penalties	3-15	5-86
Fumbles (Number and Lost)	0-0	1-0
Field Goals (Made and Attempted)	2-3	1-4
Red Zone Efficiency	2-4-50%	1-2-50%
Time of Possession	23:48	36:12

STARTERS

COLTS				TEXANS			
WR	Heyward-Bey	**DE**	Redding	**WR**	Johnson	**DE**	Watt
LT	Castonzo	**NT**	Franklin	**LT**	Brown	**NT**	Mitchell
LG	Thornton	**DT**	Jean Francois	**LG**	Smith	**DE**	Smith
C	Satele	**SLB**	Walden	**C**	Myers	**SLB**	Reed
RG	McGlynn	**MIKE**	Angerer	**RG**	Brooks	**MLB**	Sharpton
RT	Cherilus	**WILL**	Freeman	**RT**	Newton	**MLB**	Mays
TE	Doyle	**RUSH**	Mathis	**TE**	Graham	**WLB**	Mercilus
TE	Fleener	**LCB**	Vaughn	**WR**	Hopkins	**RCB**	Joseph
QB	Luck	**RCB**	Davis	**QB**	Keenum	**LCB**	Jackson
FB	Havili	**SS**	Bethea	**RB**	Foster	**SS**	Keo
RB	Richardson	**FS**	Landry	**TE**	Griffin	**FS**	Swearinger

WEEK 9 at HOUSTON GAME NOTES

•The Indianapolis Colts defeated the Houston Texans by a 27-24 margin in a Week 9 meeting at Reliant Stadium. With the win, the Colts improved their record to 6-2 overall and 2-0 against the AFC South. The victory also improved the Colts' all-time record against Houston to 19-4 and 8-4 at Reliant Stadium. The Colts have improved to 11-3 after the bye week dating back to 2000 and have won eight of the last nine games following the bye week. Indianapolis improved to 30-12 on primetime TV from 2004-2013 and improved to 15-4 when playing on Sunday night.

•Head Coach **Chuck Pagano** and the Colts have played in 24 consecutive games without back-to-back losses. Pagano passed Tony Dungy's mark of 23-straight games from Nov. 8, 2004 – Dec. 18, 2005. The current streak ranks seventh among head coaches in Colts history.

•With the win, the Colts are now 13-2 in games decided by one possession-or-less under Head Coach **Chuck Pagano** (2012-13). This season, Indianapolis is now 4-1 in one-possession games.

•The Colts did not commit a turnover in the victory against the Texans. Indianapolis is now 7-0 under Head Coach **Chuck Pagano** (2012-13) when completing a game without a turnover and is 42-2 dating back to 2000 when accomplishing the feat, which ranks first in the league during that span.

•The Colts defense did not allow points in the fourth quarter for the fifth occasion this season. Indianapolis now ranks tied for second in the NFL in points allowed in the fourth quarter this year.

•After falling behind by 18 points (21-3) at halftime, the Colts rallied for a 27-24 victory, tying their sixth-largest comeback in franchise history (Four wins after trailing by 21 points and one win after falling behind by 20 points). On four other occasions, Indianapolis has recorded a victory after trailing by 18 points. The last time came on October 7, 2012 in a 30-27 victory against Green Bay at Lucas Oil Stadium. The Colts tallied points on their first four possessions of the second half including one field goal and three touchdowns.

•Quarterback **Andrew Luck** and wide receiver **T.Y. Hilton** connected on three second half touchdowns en route to the victory. The first came on a 10-yard touchdown at the end of the third quarter to cut Houston's lead to 24-12 after a missed two-point conversion. The duo connected again for a 58-yard score in the fourth quarter followed by a nine-yard touchdown with four minutes remaining in the final stanza. The second touchdown pass marked the fifth connection of 50-plus yards between Luck and Hilton and the fourth touchdown connection of over 50 yards between the two. The touchdown was Hilton's fourth of 50 yards or more dating back to 2012. Only A.J. Green (5) has more in that span by a wide receiver.

•**Andrew Luck** completed 18-of-40 passes for 271 yards, three touchdowns and no interceptions for a 92.8 passer rating. With 40 attempts, he tied Jack Trudeau (nine) for the second-most in Colts history. In three career games against Houston, Luck has thrown for seven touchdowns and zero interceptions. The contest marked Luck's third career game with three-or-more touchdown passes. It was the first time he reached the mark in consecutive games (Oct. 20 vs. Denver). The victory marked Luck's 10th career game-winning drive in the fourth quarter or overtime and his third this season. It's the most by a quarterback in their first two years in the league dating back to the Super Bowl era.

•Wide receiver **T.Y. Hilton** recorded his 8th career 100-yard game after leading the team with seven receptions for 121 yards. He also established a career-high and tied a franchise record with three touchdowns. Hilton's 121 receiving yards marked his third-highest total for a single game. The last Colts receiver to finish with three touchdowns in a single game was tight end Dallas Clark when he notched three scores against Denver on Dec. 13, 2009. With 121 yards, he tied John Mackey (8) for the eighth-most 100-yard games in Colts history. Hilton returned a punt 34 yards in the second quarter, which was his longest of the season.

•Tight end **Coby Fleener** registered a career-long reception with his 44-yard catch in the first quarter. He finished with three catches for 64 yards and a two-point conversion in the fourth quarter.

•Outside linebacker **Erik Walden** recorded his first quarterback sack as a member of the Colts when he brought down Texans quarterback Case Keenum for a 10-yard loss in the second quarter. The sack led to a Texans missed field goal. The sack was also the 10th of Walden's career.

•**Antoine Bethea** started his 88th consecutive game, which currently ranks first among active NFL safeties. Bethea finished with eight tackles.

•Inside linebacker **Pat Angerer** led the team with 12 tackles (seven solo) while adding one pass defensed.

•Tight end **Jack Doyle** started his first career NFL contest. Cornerback **Cassius Vaughn** started his first game of the season and the 15th of his career.

•**Adam Vinatieri** converted 2-of-3 field goals and one PAT for seven points against the Texans. His 30-yard field goal in the second quarter gave the Colts their first points of the game and cut Houston's lead to 14-3. With the field goal, Vinatieri improved his streak of consecutive games with at least one point to 154. Vinatieri added his second kick from 35 yards on the team's first possession of the third quarter to cut the Texans lead to 21-6. With seven points, Vinatieri passed Marvin Harrison (778) for the third-most points in Colts history.

COLTS 8
RAMS 38

Sunday, November 10, 2013

Lucas Oil Stadium

The Colts fell to the St. Louis Rams by a 38-8 margin in a Week 10 contest at Lucas Oil Stadium. The Rams played a complete game scoring touchdowns in all three phases (offense, defense and special teams). St. Louis defensive end Chris Long opened the scoring with a fumble return for a touchdown following an Andrew Luck sack-fumble. Zac Stacy tallied a one-yard touchdown run prior to a Tavon Austin 98-yard punt return. Austin posted two other touchdowns on receptions of 57 and 81 yards. St. Louis notched 38 consecutive points before Indianapolis found the scoreboard on a Donald Brown 13-yard touchdown pass from Luck. It was Brown's first career receiving touchdown. Rams quarterback Kellen Clemens completed 9-of-16 passes for 247 yards and two touchdowns while Austin led the team receiving with 138 yards and three total touchdowns. For the Colts, wide receiver T.Y. Hilton recorded his ninth career 100-plus receiving contest (130 yards) while tying a career-best with seven receptions. Defensively, outside linebacker Robert Mathis totaled 2.0 sacks. He set a franchise record for career multiple-sack games with 26 and set a new team record for multiple-sack games in a single season with six. Mathis also established a new career-high in sacks for a single season with 13.5.

	1	2	3	4	OT	Total
Rams	7	21	10	0	0	38
Colts	0	0	8	0	0	8

SCORING DRIVES

Team	Qtr	Time	Scoring Play	STL	IND
Rams	1	12:12	Long 45 yd. fumble return (Zuerlein kick)	7	0
Rams	2	14:30	Stacy 1 yd. run (Zuerlein kick)	14	0
Rams	2	10:28	Austin 98 yd. punt return (Zuerlein kick)	21	0
Rams	2	6:58	Austin 57 yd. pass from Clemens (Zuerlein kick)	28	0
Rams	3	13:55	Austin 81 yd. pass from Clemens (Zuerlein kick)	35	0
Rams	3	5:15	Zuerlein 32 yd. field goal	38	0
Colts	3	1:35	Brown 13 yd. pass from Luck (Luck-Fleener two-point pass)	38	8

TEAM STATISTICS

	Rams	Colts
Total Net Yards	372	406
Net Yards Rushing	140	18
Net Yards Passing	232	388
Total First Downs	12	21
Third Down Efficiency	7-15-47%	2-12-17%
Penalties	8-46	2-20
Fumbles (Number and Lost)	2-1	1-1
Field Goals (Made and Attempted)	1-1	0-0
Red Zone Efficiency	1-3-33%	1-5-20%
Time of Possession	30:38	29:22

STARTERS

COLTS			
WR	Hilton	**DE**	Redding
LT	Castonzo	**NT**	Franklin
LG	Thornton	**DT**	Jean Francois
C	Satele	**SLB**	Walden
RG	McGlynn	**MIKE**	Angerer
RT	Cherilus	**WILL**	Freeman
TE	Fleener	**RUSH**	Mathis
WR	Heyward-Bey	**LCB**	Vaughn
QB	Luck	**RCB**	Davis
TE	Doyle	**SS**	Bethea
RB	Richardson	**FS**	Landry

RAMS			
WR	Givens	**LDE**	Long
TE	Cook	**LDT**	Langford
LT	Long	**RDT**	Brockers
LG	Williams	**RDE**	Quinn
C	Wells	**RLB**	Dunbar
RG	Barksdale	**MLB**	Laurinaitis
RT	Saffold	**LLB**	Ogletree
WR	Quick	**LCB**	Johnson
QB	Clemens	**RCB**	Jenkins
RB	Stacy	**FS**	McLeod
TE	Harkey	**SS**	Stewart

WEEK 10 vs. ST. LOUIS GAME NOTES

•The Indianapolis Colts dropped a Week 10 home meeting to the St. Louis Rams by a 38-8 margin.

•The Colts have only allowed 29 points in the fourth quarter, which ranks tied for second in the NFL. Following today's game, Indianapolis has held an opponent scoreless in the final quarter on six occasions this season.

•The Colts tallied their lone touchdown of the game when quarterback **Andrew Luck** found running back **Donald Brown** for a 13-yard connection. On the drive, Luck completed 8-of-8 passes for 90 yards, including a 20-yard reception by running back **Trent Richardson**. Brown's receiving touchdown was the first of his five-year pro career. Following the touchdown, tight end **Coby Fleener** added a two-point conversion reception, his second in as many weeks.

•Quarterback **Andrew Luck** completed 29-of-47 passes for 353 yards, one touchdown and three interceptions for a 65.3 passer rating. He also added four rushes for 17 yards. With 353 yards, Luck tied Bert Jones (eight) for the third-most 300-plus passing yard games in Colts history. With 47 attempts, Luck passed Jack Trudeau (nine) for the second-most games with 40-plus attempts in franchise history. Luck now has 94 career rushing attempts, which ranks seventh in franchise history among quarterbacks. With 17 rushing yards, Luck passed Marty Domres (454) for the sixth-most career rushing yards by a quarterback in Colts history.

•Wide receiver **T.Y. Hilton** caught seven passes for 130 yards and recorded his ninth career 100-yard receiving contest. Hilton now ranks tied for fourth in the NFL in 100-yard receiving games dating back to 2012. With 130 receiving yards, Hilton tied Bill Brooks (nine) for the seventh-most 100-plus-yard receiving performances in Colts history. Hilton's 130 receiving yards marked his second-best performance for a single game (140 vs. Seattle on Oct. 6, 2013).

•**Andrew Luck** and **T.Y. Hilton** connected on a 65-yard pass in the third quarter, which was the third-longest connection between the two dating back to 2012.

•**Robert Mathis** totaled four tackles, 2.0 sacks and three tackles for loss against the Rams. With 2.0 sacks, Mathis has set a new career-high for a single season with 13.5. On his second sack of the contest in the first quarter, Mathis set a franchise record for the most multiple-sack games in a career (26) and multiple-sack games in a single season (6.0). Mathis has recorded the most sacks by a Colts player through the first nine games of a regular season with 13.5. With 2.0 sacks, Mathis passed Kevin Carter and Neil Smith (104.5) for 24th place in NFL history.

•Running back **Donald Brown** tied a career-high with five receptions, while his 64 receiving yards ranked second for a single game in his career. Brown's touchdown reception in the third quarter was the first of his career.

•Wide receiver **Griff Whalen** tied a career-high with three receptions and set a new single-game career-high with 36 receiving yards.

•Fullback **Stanley Havili** established single-game career highs in receptions (three) and receiving yards (25).

•Running back **Daniel Herron** caught his first career pass in the fourth quarter and gained 57 yards. He also returned his first career kickoff in the first quarter (13 yards).

•Wide receiver **David Reed** caught his first pass as a member of the Colts in the second half.

•Wide receiver **LaVon Brazill** provided his longest career punt return (17 yards) in the third quarter.

•Cornerback **Cassius Vaughn** recovered his first career fumble in the first quarter.

•Linebacker **Jerrell Freeman** led the team with 10 tackles (six solo).

•Safety **Antoine Bethea** started his 89th consecutive game, which ranks first among active NFL safeties. He finished with five tackles in the contest.

•Kicker **Adam Vinatieri** ended a streak of 154 consecutive games having scored at least one point.

COLTS 30
TITANS 27

Thursday, November 14, 2013

LP Field

Following a slow start from Indianapolis in the first half of play, the Colts rallied to score 17 unanswered points in the third quarter en route to a 30-27 victory against the Tennessee Titans. After trailing 14-0 in the first quarter, Indianapolis kicker Adam Vinatieri split the uprights on field goals of 48 and 30 yards as the Titans entered the half with a 17-6 advantage. On Indy's first drive of the second half, quarterback Andrew Luck drove the Colts 74 yards in 11 plays, which was capped by a Donald Brown six-yard touchdown rush. The Titans fumbled the ensuing kickoff and Luck's 11-yard touchdown run two plays later gave the Colts a three-point lead. The teams traded field goals before Indianapolis pieced together a methodical 74-yard drive resulting in Brown's second touchdown of the game at the 3:01 mark in the fourth quarter. The drive included 10 rushes and 43 yards from Brown. Tennessee's late touchdown could not make up the difference as the Colts claimed a 30-27 win. Brown led the team with 80 yards and his first career two-touchdown game. Luck completed 23-of-36 passes for 232 yards and one rushing score while tight end Coby Fleener set career highs in catches (eight) and yards (107). Defensively, linebackers Pat Angerer and Jerrell Freeman tied for the team lead with 10 stops each.

	1	2	3	4	OT	Total
Colts	0	6	17	7	0	30
Titans	14	3	0	10	0	27

SCORING DRIVES

Team	Qtr	Time	Scoring Play	IND	TEN
Titans	1	11:36	Johnson 30 yd. run (Bironas kick)	0	7
Titans	1	4:06	Johnson 7 yd. run (Bironas kick)	0	14
Colts	2	11:26	Vinatieri 48 yd. field goal	3	14
Titans	2	2:32	Bironas 25 yd. field goal	3	17
Colts	2	0:00	Vinatieri 30 yd. field goal	6	17
Colts	3	8:33	Brown 6 yd. run (Vinatieri kick)	13	17
Colts	3	7:36	Luck 11 yd. run (Vinatieri kick)	20	17
Colts	3	1:27	Vinatieri 50 yd. field goal	23	17
Titans	4	11:39	Bironas 38 yd. field goal	23	20
Colts	4	3:01	Brown 11 yd. run (Vinatieri kick)	30	20
Titans	4	1:54	Walker 19 yd. pass from Fitzpatrick (Bironas kick)	30	27

TEAM STATISTICS

	Colts	Titans
Total Net Yards	366	340
Net Yards Rushing	137	122
Net Yards Passing	229	218
Total First Downs	24	20
Third Down Efficiency	6-13-46%	6-11-55%
Penalties	5-51	4-34
Fumbles (Number and Lost)	0-0	1-1
Field Goals (Made and Attempted)	3-3	2-2
Red Zone Efficiency	3-4-75%	2-3-67%
Time of Possession	32:23	27:37

STARTERS

COLTS				TITANS			
WR	Hilton	**DE**	Redding	**WR**	Washington	**DE**	Morgan
LT	Castonzo	**NT**	Franklin	**LT**	Roos	**DT**	Hill
LG	Thornton	**DT**	Jean Francois	**LG**	Levitre	**DT**	Casey
C	Satele	**SLB**	Walden	**C**	Spencer	**DE**	Pitoitua
RG	McGlynn	**MIKE**	Angerer	**RG**	Warmack	**SLB**	Ayers
RT	Cherilus	**WILL**	Freeman	**RT**	Stewart	**MLB**	McCarthy
TE	Linkenbach	**RUSH**	Mathis	**TE**	Walker	**WLB**	Brown
WR	Heyward-Bey	**LCB**	Vaughn	**TE**	Stevens	**CB**	Verner
QB	Luck	**RCB**	Davis	**WR**	Wright	**CB**	McCourty
FB	Havili	**SS**	Bethea	**QB**	Fitzpatrick	**SS**	Pollard
RB	Richardson	**FS**	Landry	**RB**	Johnson	**FS**	Griffin

WEEK 11 at TENNESSEE GAME NOTES

•The Indianapolis Colts improved to 7-3 on the season and 3-0 against the AFC South with a 30-27 victory over the Tennessee Titans at LP Field. The win improved the team's all-time record against the Titans to 24-13 and 10-7 on the road. The win was the Colts' fourth in the last five games played between the two teams at Tennessee. The victory improved the team's winning streak against the Titans to four games, dating back to Dec. 18, 2011. The Colts claimed their third-straight victory on prime time TV and improved their record on prime time to 31-12 dating back to 2004. Indianapolis also improved to 7-0 in games played on NFL Network Thursday Night Football.

•Under Head Coach **Chuck Pagano**, the Colts have registered an 8-0 record in the regular season immediately following a loss. Thursday night's win marks the third occasion the Colts have rebounded from a loss this year.

•With 32 rushes for 137 yards against the Titans, the Colts have now recorded an 11-0 record when rushing the ball 30-plus times in a game dating back to 2012. The record is the best in the NFL dating back to 2012. The Colts rushed for 100-plus yards (137) in a game for the seventh time this season. The total ties the team's 2012 season mark.

•The Colts did not commit a turnover against the Titans and have now registered a perfect record (8-0) when they commit zero turnovers in a game dating back to 2012. Since 2000, Indianapolis has posted a 43-2 record in the regular season when they do not post any turnovers, which ranks first in the NFL during that span.

•With a 30-27 victory, the Colts are now 14-2 in games decided by one possession-or-less under Head Coach **Chuck Pagano** (2012-13). This season, Indianapolis is 5-1 in one-possession games.

•The Colts entered the fourth quarter of tonight's game with a 23-17 advantage and held on for a 30-27 win. Indianapolis has now won their last 16 games entering the final quarter with a lead.

•Colts running back **Donald Brown** totaled 14 carries for 80 yards and two touchdowns against the Titans. His first score came on the team's opening offensive possession in the third quarter, which cut Tennessee's lead to four points (17-13). He then sealed the victory with his 11-yard touchdown with 3:01 remaining in the fourth quarter. Brown totaled two rushing touchdowns in a single game for the first time in his career. He now has three rushing scores on the season and 14 for his career. Brown's 80 yards tied for his fourth-highest single game rushing total in his career. It was also his best rushing performance since he posted 80 yards against Tennessee on Oct. 28, 2012. In his last three games against the Titans, Brown has recorded 44 carries for 321 yards and three touchdowns while averaging 107 yards per game.

•Quarterback **Andrew Luck** completed 23-of-36 passes for 232 yards and zero interceptions while adding nine carries for 31 yards and one touchdown. Following a **Daniel Herron** fumble recovery on a Titans kickoff return in the third quarter, Luck scrambled for an 11-yard touchdown to give the Colts a 20-17 advantage. The rushing touchdown is his fourth of the season and the ninth of his career. Luck's nine career rushing touchdowns rank first among all AFC quarterbacks and third among all NFL quarterbacks dating back to 2012. The Colts are 7-0 when Luck records a rushing touchdown. Luck completed at least one pass to eight different receivers and completed his first eight passes for 66 yards to start the second half. With nine rushing attempts, Luck passed George Shaw (98) for the sixth-most career rushing attempts by a quarterback in franchise history.

•Tight end **Coby Fleener** led the team in receiving and established career highs with eight receptions for 107 yards. His total topped his previous best of six catches for 82 yards in his first career regular season game at Chicago on Sept. 9, 2012. The last Colts tight end to record 100-plus receiving yards in a game prior to Fleener was Jacob Tamme who finished with 108 yards at Philadelphia on Nov. 7, 2010. Fleener finished the game with three receptions over 15 yards (39, 17 and 16).

•Running back **Trent Richardson** contributed with five receptions for 31 yards. His five receptions tied for the fourth-most in a single game in his career.

•Defensive end **Cory Redding** sacked Titans quarterback Ryan Fitzpatrick on the first play of the game. His sack was number 3.5 this season and the 31st of his career.

•Outside linebacker **Erik Walden** posted the team's second sack of the game in the third quarter, which forced a Titans punt. The sack was his second of the season and the 11th of his career.

•Safety **Antoine Bethea** started in his 90th consecutive game, which leads all active safeties in the NFL. He finished the contest with four solo tackles.

•Linebacker **Pat Angerer** led the team with nine tackles (eight solo) and one tackle for loss.

•Running back **Daniel Herron** logged his first career fumble recovery on a Titans kickoff in the third quarter.

•Kicker **Adam Vinatieri** converted 3-of-3 field goals and three PATs for 12 points against the Titans. Vinatieri gave the Colts their first points of the game with a 48-yard field goal in the second quarter. With the field goal, he improved his streak of consecutive games having scored at least one point to 155. With his second field goal of the game (30 yards) as time expired in the second half, Vinatieri passed Dean Biasucci (783) for the second-most points scored in Colts history. Vinatieri split the uprights on his third field goal of the game (50 yards) to give the Colts a 23-17 lead in the third quarter. The kick ties his career-high for 50-yard field goals in a single season (four in 2012). The field goal also marked his 20th career conversion from 50-plus yards, which ranks tied for 19th in NFL history with Norm Johnson and Rian Lindell. With three extra point attempts, Vinatieri passed Lou Groza (657) for the sixth-most PAT attempts in NFL history.

COLTS 11
CARDINALS 40

Sunday, November 24, 2013

University of Phoenix Stadium

Indianapolis surrendered 27 first half points and could not mount a comeback as the Colts fell to the Arizona Cardinals by a 40-11 margin. Cardinals wide receiver Larry Fitzgerald caught two first half touchdowns and Karlos Dansby contributed with an interception return for a score as Arizona jumped out to a 27-3 advantage at halftime. Indianapolis' lone touchdown came in the fourth quarter when quarterback Andrew Luck found tight end Coby Fleener for a 17-yard score. Wide receiver Darrius Heyward-Bey added the two-point conversion. Luck completed 20-of-39 passes for 163 yards, one touchdown and one interception for a 60.1 passer rating. He also posted a career-long 28-yard rush in the fourth quarter. Wide receiver T.Y. Hilton led the team with five catches while Fleener totaled a team-leading 55 receiving yards. Defensively, Ricky Jean Francois tallied his first career multiple-sack game (2.0), while outside linebacker Robert Mathis set a new NFL record for sack-forced fumbles (40) after bringing down Cardinals quarterback Carson Palmer in the second quarter. Arizona generated 410 net yards to Indianapolis' 239, led by Palmer who completed 26-of-37 passes for 314 yards and two touchdowns.

	1	2	3	4	OT	Total
Colts	3	0	0	8	0	11
Cardinals	7	20	7	6	0	40

SCORING DRIVES

Team	Qtr	Time	Scoring Play	IND	ARZ
Cardinals	1	10:02	Fitzgerald 4 yd. pass from Palmer (Feely kick)	0	7
Colts	1	1:15	Vinatieri 27 yd. field goal	3	7
Cardinals	2	13:29	Fitzgerald 26 yd. pass from Palmer	3	14
Cardinals	2	8:15	Feely 48 yd. field goal	3	17
Cardinals	2	7:58	Dansby 22 yd. interception return (Feely kick)	3	24
Cardinals	2	0:00	Feely 50 yd. field goal	3	27
Cardinals	3	5:57	Mendenhall 5 yd. run (Feely kick)	3	34
Colts	4	10:26	Fleener 17 yd. pass from Luck (Luck-Heyward-Bey two-point pass)	11	34
Cardinals	4	7:20	Feely 21 yd. field goal	11	37
Cardinals	4	2:17	Feely 25 yd. field goal	11	40

TEAM STATISTICS

	Colts	Cardinals
Total Net Yards	239	410
Net Yards Rushing	80	120
Net Yards Passing	159	290
Total First Downs	15	27
Third Down Efficiency	5-13-38%	7-14-50%
Penalties	6-89	9-84
Fumbles (Number and Lost)	0-0	1-0
Field Goals (Made and Attempted)	1-2	2-5
Red Zone Efficiency	0-1-0%	2-3-67%
Time of Possession	23:11	36:49

STARTERS

COLTS				CARDINALS			
WR	Hilton	**DE**	Redding	**WR**	Fitzgerald	**DE**	Campbell
LT	Castonzo	**NT**	Franklin	**LT**	Sowell	**NT**	Williams
LG	Thornton	**DT**	Jean Francois	**LG**	Colledge	**DT**	Dockett
C	Satele	**SLB**	Werner	**C**	Sendlein	**SAM**	Shaughnessy
RG	McGlynn	**MIKE**	Angerer	**RG**	Fanaika	**ILB**	Washington
RT	Cherilus	**WILL**	Freeman	**RT**	Winston	**ILB**	Dansby
TE	Fleener	**RUSH**	Mathis	**TE**	Dray	**DE**	Rucker
TE	Saunders	**LCB**	Vaughn	**WR**	Floyd	**LCB**	Peterson
QB	Luck	**RCB**	Davis	**QB**	Palmer	**RCB**	Powers
TE	Doyle	**SS**	Bethea	**RB**	Mendenhall	**SS**	Bell
RB	Richardson	**FS**	Landry	**TE**	Housler	**FS**	Mathieu

WEEK 12 at ARIZONA GAME NOTES

•The Indianapolis Colts (7-4) fell to the Arizona Cardinals (7-4) in a Week 12 meeting by a 40-11 margin.

•The Colts posted their first touchdown of the game when quarterback **Andrew Luck** found tight end **Coby Fleener** for a 17-yard touchdown in the fourth quarter. Wide receiver **Darrius Heyward-Bey** converted the two point conversion. The touchdown is the fourth of the season for Fleener and the sixth of his career.

•Quarterback **Andrew Luck** completed 20-of-39 passes for 163 yards, one touchdown and one interception for a 60.1 passer rating. Luck finished the game with 31 rushing yards and posted his longest career run in the fourth quarter with a 28-yard gain. With 163 passing yards, Luck passed Jeff Garcia (6,822) for sixth place in NFL history for the most passing yards by a quarterback in their first two seasons in the league.

•Wide receiver **T.Y. Hilton** led the team with five receptions while totaling 38 yards. With his fourth reception of the game in the third quarter, Hilton reached 100 career catches.

•Wide receiver **LaVon Brazill** set a new single-game career-best with three receptions while tight end **Justice Cunningham** caught his first career pass for four yards.

•Outside linebacker **Robert Mathis** contributed with three tackles, 1.0 sack and one forced fumble in the loss to Arizona. With his sack-forced fumble of Cardinals quarterback Carson Palmer in the second quarter, Mathis set a new NFL record for career sack-forced fumbles with 40. Jason Taylor was the previous record holder with 39. Mathis now needs 1.5 sacks to tie the career franchise record (107.5) and single-season franchise mark (16.0) both held by Dwight Freeney. With his sack, Mathis tied the franchise record for the most games with at least one sack in franchise history (81).

• With 106.0 career sacks **Robert Mathis** is now tied with Trace Armstrong for 23rd place in NFL history. Mathis' 14.5 sacks this season currently leads the league and is a career single-season high. He has recorded the most sacks by a Colts player through the first 11 games of a regular season with 14.5.

•Defensive tackle **Ricky Jean Francois** contributed with his first career multiple-sack game when he brought down Cardinals quarterback Carson Palmer in the first and third quarters. He also added five tackles and one pass defensed. Jean Francois earned his first full sack as a member of the Colts in the first quarter. After his second quarterback takedown, Jean Francois now has 2.5 sacks on the season and 5.5 for his career.

•Safety **Antoine Bethea** started his 91st consecutive game, which leads all active safeties in the NFL. He finished the game with seven tackles and two passes defensed.

•Safety **Sergio Brown** contributed with a blocked field goal in the first quarter, which was the team's second field goal block this season and the first since a Week 5 meeting against Seattle. On the ensuing possession, the Colts drove 71 yards leading to a field goal.

•Linebacker **Jerrell Freeman** led the team with eight tackles while adding one tackle for loss.

•Kicker **Adam Vinatieri** converted his lone field goal attempt of 27 yards in the first quarter, which cut the Arizona lead to 7-3 and improved his streak of consecutive games scoring at least one point to 156.

COLTS 22
TITANS 14

Sunday, December 1, 2013

Lucas Oil Stadium

The Indianapolis Colts improved to 8-4 following a 22-14 victory against the Tennessee Titans at Lucas Oil Stadium. The Colts relied heavily on the foot of kicker Adam Vinatieri who converted all five field goal attempts of 47, 48, 45, 37 and 49 yards. Vinatieri tied his career-high and a franchise record with five field goals made while tying Jason Elam's NFL record with his 16th 100-point season. Indianapolis jumped out to a 6-0 first quarter lead prior to a one-yard touchdown run from Titans quarterback Ryan Fitzpatrick. Vinatieri notched his third kick of the game from 45 yards and following a Tennessee personal foul penalty, split the uprights from 37 yards as time expired in the second quarter to give the Colts a 12-7 halftime lead. The Titans regained the lead on their first offensive drive of the second half when Fitzpatrick found running back Chris Johnson for a one-yard touchdown. Vinatieri's fifth kick from 49 yards gave Indianapolis a 15-14 lead entering the fourth quarter. Each team had the ball for three possessions in the final stanza, but it was the Colts that capitalized on their second drive. Indianapolis moved the ball 97 yards in 11 plays, which included 78 rushing yards. Running back Donald Brown sealed the victory with a four-yard touchdown rush with 1:56 remaining in the game.

	1	2	3	4	OT	Total
Titans	0	7	7	0	0	14
Colts	6	6	3	7	0	22

SCORING DRIVES

Team	Qtr	Time	Scoring Play	TEN	IND
Colts	1	6:09	Vinatieri 47 yd. field goal	0	3
Colts	1	2:33	Vinatieri 48 yd. field goal	0	6
Titans	2	13:13	Fitzpatrick 1 yd. run (Bironas kick)	7	6
Colts	2	10:26	Vinatieri 45 yd. field goal	7	9
Colts	2	0:00	Vinatieri 37 yd. field goal	7	12
Titans	3	7:29	Johnson 1 yd. pass from Fitzpatrick	14	12
Colts	3	2:33	Vinatieri 49 yd. field goal	14	15
Colts	4	1:56	Brown 4 yd. run (Vinatieri kick)	14	22

TEAM STATISTICS

	Titans	Colts
Total Net Yards	347	264
Net Yards Rushing	162	104
Net Yards Passing	185	160
Total First Downs	24	18
Third Down Efficiency	6-15-40%	3-14-21%
Penalties	6-74	7-50
Fumbles (Number and Lost)	1-1	3-0
Field Goals (Made and Attempted)	0-0	5-5
Red Zone Efficiency	2-2-100%	1-2-50%
Time of Possession	33:55	26:05

STARTERS

COLTS				TITANS			
WR	Hilton	**DE**	Redding	**WR**	Washington	**DE**	Morgan
LT	Castonzo	**NT**	Franklin	**LT**	Roos	**DT**	Hill
LG	Thornton	**DT**	Jean Francois	**LG**	Levitre	**DT**	Casey
C	Satele	**SLB**	Walden	**C**	Schwenke	**DE**	Pitoitua
RG	Linkenbach	**MIKE**	Sheppard	**RG**	Warmack	**SLB**	Ayers
RT	Cherilus	**WILL**	Freeman	**RT**	Stewart	**MLB**	Fokou
TE	Fleener	**RUSH**	Mathis	**TE**	Walker	**WLB**	Brown
WR	Heyward-Bey	**LCB**	Butler	**TE**	Thompson	**CB**	Verner
QB	Luck	**RCB**	Davis	**WR**	Wright	**CB**	McCourty
FB	Havili	**SS**	Bethea	**QB**	Fitzpatrick	**SS**	Pollard
RB	Brown	**FS**	Landry	**RB**	Johnson	**FS**	Wilson

WEEK 13 vs. TENNESSEE GAME NOTES

•The Indianapolis Colts improved to 8-4 on the season and 4-0 against the AFC South with a 22-14 victory over the Tennessee Titans. With the win, the Colts completed a season sweep over Tennessee for the second consecutive year and seventh time overall. The Colts improved their all-time record against the Titans to 25-13 and 15-6 at home. Indianapolis improved their current winning streak against Tennessee to five games dating back to Dec. 18, 2011.

•Under Head Coach **Chuck Pagano** (2012-13), the Colts are now 9-0 in the regular season in games immediately following a loss. This season, the Colts are 4-0.

•With the win, the Colts have played 27 games without consecutive losses, which is tied for the sixth-longest streak in team history (Sept. 12, 1999 – Nov. 19, 2000). Under Head Coach **Chuck Pagano** (2012-13), the Colts have gone 28 games without losing two in a row, which is tied for the fifth-longest streak by a Colts head coach. Pagano's streak is also tied with Don McCafferty (Sept. 20, 1970 – Dec. 19, 1971) as the longest by a head coach to start a career in franchise history.

•The Colts are now 15-1 against divisional opponents the second time they play them in a season. The mark is tops in the NFL over the last six seasons. The only loss came in 2011 against Jacksonville.

•The Colts finished with 25 carries for 104 yards against the Titans, which was the team's eighth 100-yard performance of the season. That ties the most for the team dating back to 2007.

•The Colts are a league-leading 15-2 in games decided by one possession-or-less under Head Coach **Chuck Pagano** (2012-13). This season, Indianapolis is 6-1 in one-possession games.

•The Colts opened the scoring with an **Adam Vinatieri** 47-yard field goal in the first quarter. The kick marked the first time the Colts scored first in a game dating back to a Week 6 contest at San Diego. Indianapolis also held a 12-7 lead at halftime, which was the team's first at the midway point of a game since Week 7 against Denver (26-14).

•On the team's final drive of the game, the Colts moved the ball 92 yards in 11 plays, which was capped by a **Donald Brown** four-yard touchdown. The team rushed for 78 yards on the possession, topping 100 for the game.

•**Adam Vinatieri** converted 5-of-5 field goals and one PAT for 16 points against the Titans. Vinatieri split the uprights on his first kick of the day from 47 yards to give the Colts a 3-0 lead. He improved his streak of consecutive games having scored at least one point to 157. Vinatieri converted his second kick from 48 yards to give the Colts a 6-0 lead in the first quarter. With the kick, he became the second player in NFL history to score 800 points with two different teams. Vinatieri notched his third field goal in the second quarter (45 yards) to give the Colts a 9-7 lead. It was the second time in his career that he split the uprights on three field goals of 40-plus yards in a single contest. Vinatieri added a 37-yard field goal as time expired in the second quarter and tied his career-high for field goals made in the first half of a single game (four). He tied his career-high and a franchise record with his fifth field goal conversion (49-yards) in the third quarter. Vinatieri also recorded his 100th point of the season, which ties him with Jason Elam for the most 100-point seasons in NFL history (16). On the kick, Vinatieri tied an NFL record for successful field goals made from 40-49 yards (tied with nine other players) in a single game. With five field goals in the game, Vinatieri passed Jason Elam (436) for seventh place in NFL history in all-time field goals made. He also passed John Kasay (120) for fifth place in league history in successful kicks made between 40-49 yards.

•Running back **Donald Brown** started his first game of the season and the 16th of his career. He led the team in rushing with 14 carries for 54 yards and added a touchdown in the fourth quarter. In two games against the Titans this season, Brown combined to rush for 134 yards and three touchdowns.

•Quarterback **Andrew Luck** completed 17-of-32 passes for 200 yards and one interception for a 59.4 passer rating. He also added five rushes for 42 yards (8.4 avg.). With 200 passing yards, Luck passed Drew Bledsoe (7,049) and Andy Dalton (7,067) for the fourth-most passing yards by a quarterback in their first two NFL seasons.

•Outside linebacker **Robert Mathis** finished with two tackles, 1.0 sack and one forced fumble in the victory against Tennessee. Mathis sacked Titans quarterback Ryan Fitzpatrick in the third quarter and forced a fumble on the play, which was recovered by inside linebacker **Jerrell Freeman**. The sack-forced fumble was the 41st of Mathis' NFL career, which adds to his current NFL record. On the takedown, Mathis set a new franchise record for games with at least half of a sack (82), topping Dwight Freeney's old record. Mathis has recorded the most sacks by a Colts player through the first 12 games of a regular season with 15.5.

•Inside linebacker **Jerrell Freeman** led the team with nine tackles, while contributing with one interception, one pass defensed and one fumble recovery. The interception came on Tennessee's final possession of the game with 33 seconds remaining in the fourth quarter. It was his first of the season and the second of his career. Freeman recovered a fumble off of a **Robert Mathis** sack-forced fumble. It was Freeman's first career fumble recovery, which led to a Colts field goal.

•Cornerback **Cassius Vaughn** totaled two tackles and set a career-high with two interceptions against Tennessee. The first pick at the end of the second quarter led to an **Adam Vinatieri** field goal. Vaughn added his second interception in the third quarter to give the Colts possession at the Titans 48-yard line. He currently leads the team with three interceptions.

•**Antoine Bethea** started his 92nd consecutive game, leading all active safeties in the NFL. Bethea finished the game with seven tackles and one pass defensed.

•Linebacker **Josh McNary** saw action in his first career NFL contest. He contributed with a significant quarterback pressure, which forced a Titans incomplete pass on third down.

•Running back **Chris Rainey** saw action in his first game as a member of the Colts and finished with three punt returns for 29 yards (9.7 avg.) and two kickoff returns for 45 yards (22.5 avg.). In the first quarter, Rainey returned his first punt 18 yards for a career-long. The Colts tallied a field goal on the ensuing offensive possession.

•Fullback **Stanley Havili** tied a career-best with three receptions and set a career-high with 29 receiving yards.

COLTS 28
BENGALS 42

Sunday, December 8, 2013

Paul Brown Stadium

Indianapolis fell to 8-5 on the season following a Week 14 42-28 loss against the Cincinnati Bengals at Paul Brown Stadium. After falling behind 21-0 in the third quarter, the Colts responded with two touchdown receptions from wide receivers Da'Rick Rogers and LaVon Brazill to make it a one-possession game. Cincinnati responded with two consecutive scoring passes from quarterback Andy Dalton as part of his 275-yard, three-toucdown performance. Rogers and Brazill added touchdown receptions for Indianapolis again in the fourth quarter, but the Colts could not make up a 21-point second half difference. With a Tennessee Titans loss at Denver, Indianapolis still clinched its first AFC South Division Championship since 2010. Colts quarterback Andrew Luck completed 29-of-46 passes for 326 yards and tied a career-high with four touchdown passes. Rogers led the team in receiving with 107 yards and two scores and along with teammate LaVon Brazill, became the sixth Colts pair in franchise history to record two receiving touchdowns apiece in a single game and the first since 2004. Rogers also became the first Indianapolis undrafted player to record 100-plus yards and two touchdowns in a single game.

	1	2	3	4	OT	Total
Colts	0	0	14	14	0	28
Bengals	7	7	14	14	0	42

SCORING DRIVES

Team	Qtr	Time	Scoring Play	IND	CIN
Bengals	1	8:03	Jones 29 yd. pass from Dalton (Nugent kick)	0	7
Bengals	2	1:06	Green-Ellis 1 yd. run (Nugent kick)	0	14
Bengals	3	10:41	Green-Ellis 1 yd. run (Nugent kick)	0	21
Colts	3	9:57	Rogers 69-yd. pass from Luck (Vinatieri kick)	7	21
Colts	3	6:20	Brazill 19 yd. pass from Luck (Vinatieri kick)	14	21
Bengals	3	3:05	Gresham 1 yd. pass from Dalton (Nugent kick)	14	28
Bengals	4	13:25	Green 9 yd. pass from Dalton (Nugent kick)	14	35
Colts	4	9:48	Brazill 29 yd. pass from Luck (Vinatieri kick)	21	35
Bengals	4	4:03	Dalton 8 yd. run (Nugent kick)	21	42
Colts	4	1:20	Rogers 2 yd. pass from Luck (Vinatieri kick)	28	42

TEAM STATISTICS

	Colts	Bengals
Total Net Yards	389	430
Net Yards Rushing	63	155
Net Yards Passing	326	275
Total First Downs	21	28
Third Down Efficiency	2-10-20%	6-12-50%
Penalties	6-47	7-60
Fumbles (Number and Lost)	1-0	0-0
Field Goals (Made and Attempted)	0-1	0-0
Red Zone Efficiency	2-2-100%	5-5-100%
Time of Possession	22:15	37:45

STARTERS

COLTS				BENGALS			
WR	Hilton	**DE**	Redding	**WR**	Sanu	**LDE**	Dunlap
LT	Castonzo	**NT**	Franklin	**LT**	Collins	**NT**	Peko
LG	Reitz	**DT**	Moala	**LG**	Whitworth	**DT**	Thompson
C	Satele	**SLB**	Walden	**C**	Cook	**RDE**	Johnson
RG	McGlynn	**MIKE**	Sheppard	**RG**	Pollak	**SLB**	Harrison
RT	Cherilus	**WILL**	Freeman	**RT**	An. Smith	**MLB**	Maualuga
TE	Fleener	**RUSH**	Mathis	**TE**	Gresham	**WLB**	Burfict
TE	Doyle	**LCB**	Butler	**TE**	Eifert	**LCB**	Newman
QB	Luck	**RCB**	Davis	**WR**	Green	**RCB**	Jones
FB	Havili	**SS**	Bethea	**QB**	Dalton	**SS**	Iloka
RB	Brown	**FS**	Landry	**RB**	Green-Ellis	**FS**	Nelson

WEEK 14 at CINCINNATI GAME NOTES

•The Indianapolis Colts fell to the Cincinnati Bengals by a 42-28 margin in a Week 14 meeting at Paul Brown Stadium.

•The Colts suffered their first loss without committing a turnover under Head Coach Chuck Pagano (2012-13). Indianapolis is now 8-1 in games without a turnover in the last two seasons and dating back to 2000, leads the league with a 43-3 mark.

•Wide receivers **LaVon Brazill** and **Da'Rick Rogers** became the sixth Colts pair in franchise history to record two receiving touchdowns apiece in a single game and the first since Marvin Harrison and Brandon Stokley notched three touchdowns each at Detroit on November 25, 2004.

•The Colts found the scoreboard in the third quarter when wide receiver **Da'Rick Rogers** took a slant pass from quarterback **Andrew Luck** 69 yards for his first career touchdown. The play marked the third longest touchdown pass for Luck in his career and his longest since a 73-yard touchdown strike to wide receiver **T.Y. Hilton** in a Week 5 meeting against Seattle.

•Indianapolis notched their second touchdown of the game in the third quarter when wide receiver **LaVon Brazill** took a Luck pass 19-yards for a score after breaking numerous tackles. The touchdown was the first of the season for Brazill and the second of his career. The 19-yard catch was also his longest of the year. On the scoring drive, the Colts moved the ball 48 yards in three plays, which included a career-long 29-yard rush by **Andrew Luck**.

•**Andrew Luck** and **LaVon Brazill** connected for their second touchdown of the game in the fourth quarter (29 yards) to cut Cincinnati's lead to 35-21. The game marked Brazill's first career multiple- touchdown contest.

•With 1:20 remaining in the fourth quarter, **Da'Rick Rogers** posted his second touchdown of the game and finished the contest with his first career 100-yard receiving performance (107). Rogers' game marked the seventh 100-yard performance by a Colts wide receiver or tight end this season while **Andrew Luck** notched his second career four-touchdown game.

•Quarterback **Andrew Luck** completed 29-of-46 passes for 326 yards, four touchdowns and zero interceptions for a 113.1 quarterback rating. With 326 yards, he passed Dan Marino (7,294) for the third-most passing yards by an NFL quarterback in his first two seasons in the league. Luck topped the 200-yard passing mark for the 22nd time in his career and the 300-yard plateau for the ninth time in his career. With 29 completions, he passed Mike Pagel (587) for the seventh-most in team history. Luck also moved ahead of Mike Pagel (7,474) for the seventh-most passing yards in franchise history. Luck totaled his ninth 300-yard passing outing, which passed Bert Jones for the third-most in Colts history. He completed passes to seven different receivers in the first half of play and finished the game having completed passes to nine different players. In the third quarter, Luck tallied a career-long 29-yard rush to give the Colts possession in the red zone. Indianapolis finished with a touchdown on the drive.

•In his second career NFL contest, wide receiver **Da'Rick Rogers** led the Colts in receiving with six catches for 107 yards and two touchdowns. Rogers is the first Colts undrafted player to record 100-plus receiving yards and two receiving touchdowns in a single game. He is also the fourth rookie and the first undrafted rookie in the NFL this season to record 100-plus receiving yards and two receiving touchdowns in a single game. Rogers made his first career reception in the second quarter on a seven-yard gain from quarterback **Andrew Luck**. He scored his first career touchdown on a 69-yard slant pass from Luck in the third quarter to cut Cincinnati's lead to 21-7. Rogers tallied his first career multiple-touchdown game following his two-yard score in the fourth quarter.

•Wide receiver **LaVon Brazill** posted three catches for 53 yards and two touchdowns. Both touchdowns (19 and 29 yards) came in the second half, marking his first career multiple-touchdown game.

•Running back **Trent Richardson** tallied 20 rushing yards and finished second on the team in receiving with five catches for a career-high 68 yards, including a long reception of 22 yards.

•Safety **Antoine Bethea** started in his 93rd consecutive game, which leads all active safeties in the NFL. Bethea set a new single-game career-high with 17 tackles (10 solo) and tallied his sixth consecutive 100-tackle campaign.

•Kicker **Adam Vinatieri** split the uprights on four extra points against the Bengals. Vinatieri converted 11 consecutive field goals dating back to a Week 9 meeting at Houston prior to his 44-yard miss in the second quarter. On his first PAT in the third quarter, he improved his streak of consecutive games having scored at least one point to 158. With four points Vinatieri passed John Kasay (1,970) for seventh place on the NFL's all-time scoring list.

•Outside linebacker **Daniel Adongo** made his NFL debut. He saw action on kickoff and punt coverage.

COLTS 25
TEXANS 3

Sunday, December 15, 2013

Lucas Oil Stadium

The Indianapolis Colts defeated the Houston Texans, 25-3, and tied a season-best in points allowed (Week 4 at Jacksonville). The Colts scored 20 first half points, which included a 14-yard touchdown reception from wide receiver Griff Whalen on the team's first drive of the game. It was the team's first touchdown on an opening possession dating back to Week 3 contest at San Francisco. Running back Trent Richardson also contributed with a nine-yard touchdown reception in the second quarter en route to 102 scrimmage yards against the Texans. Defensively, outside linebacker Robert Mathis logged a strip-sack when he brought down Houston quarterback Case Keenum in the third quarter. The play resulted in a Colts safety and a 25-3 advantage. On the sack, Mathis became the all-time sack leader in franchise history (108.0) as well as setting a new single-season record for sacks (16.5). The Colts limited the Texans to 239 net yards, which was the second-best total in 2013 (205 yards allowed in Week 4 at Jacksonville).

	1	2	3	4	OT	Total
Texans	3	0	0	0	0	3
Colts	7	13	5	0	0	25

SCORING DRIVES

Team	Qtr	Time	Scoring Play	HOU	IND
Colts	1	9:31	Whalen 14 yd. pass from Luck (Vinatieri kick)	0	7
Texans	1	1:46	Bullock 49 yd. field goal	3	7
Colts	2	12:00	Vinatieri 37 yd. field goal	3	10
Colts	2	7:03	Richardson 9 yd. pass from Luck (Vinatieri kick)	3	17
Colts	2	1:44	Vinatieri 43 yd. field goal	3	20
Colts	3	12:27	Vinatieri 40 yd. field goal	3	23
Colts	3	1:53	Brown tackled in end zone by Redding for safety	3	25

TEAM STATISTICS

	Texans	Colts
Total Net Yards	239	331
Net Yards Rushing	107	152
Net Yards Passing	132	179
Total First Downs	12	19
Third Down Efficiency	5-15-33%	5-15-33%
Penalties	14-114	4-36
Fumbles (Number and Lost)	3-0	1-0
Field Goals (Made and Attempted)	1-1	3-3
Red Zone Efficiency	0-0-0%	2-3-67%
Time of Possession	26:49	33:11

STARTERS

COLTS				TEXANS			
WR	Hilton	**DE**	Redding	**WR**	Johnson	**DE**	Watt
LT	Castonzo	**NT**	Franklin	**LT**	Brown	**DE**	A. Smith
LG	Thornton	**DT**	Moala	**LG**	W. Smith	**SLB**	Reed
C	McGlynn	**SLB**	Walden	**C**	Myers	**MLB**	Sharpton
RG	Reitz	**MIKE**	Sheppard	**RG**	Brooks	**MLB**	Mays
RT	Cherilus	**WILL**	Freeman	**RT**	Newton	**WLB**	Mercilus
TE	Fleener	**RUSH**	Mathis	**TE**	Griffin	**LCB**	Jackson
WR	Rogers	**LCB**	Butler	**WR**	Hopkins	**RCB**	Joseph
QB	Luck	**RCB**	Davis	**QB**	Keenum	**CB**	McCain
WR	Whalen	**SS**	Bethea	**FB**	Jones	**SS**	Swearinger
RB	Brown	**FS**	Landry	**RB**	Tate	**FS**	Keo

WEEK 15 vs. HOUSTON GAME NOTES

•The Indianapolis Colts improved to 9-5 on the season and 5-0 against the AFC South with a 25-3 victory against the Houston Texans. The Colts improved their all-time record against the Texans to 20-4 and 12-0 at home. Indianapolis claimed their eighth all-time season sweep of the Texans and their first since 2009.

•Under Head Coach **Chuck Pagano** (2012-13), the Colts are now 10-0 in the regular season in games immediately following a loss. This season, the Colts are 5-0 with wins following a Week 2 loss against Miami, a Week 6 defeat at San Diego, a Week 10 loss against St. Louis, a Week 12 defeat at Arizona and a Week 14 loss at Cincinnati.

•Dating back to Week 1 of the 2012 season, the Colts have gone 30 games without losing two in a row, which is tied for the fourth-longest streak by a Colts Head Coach (Tony Dungy, 30 games from Nov. 10, 2002 – Oct. 24, 2004) in franchise history. **Chuck Pagano's** 30-game streak is currently the longest by a head coach to start a career in franchise history.

•With the win, the Colts are 16-1 against divisional opponents the second time they play them in a season. The mark is tops in the NFL over the last six seasons and the only loss came in 2011 against Jacksonville.

•The Colts have recorded a 12-0 record when rushing the ball 30-plus times in a game dating back to 2012. The record ranks first in the NFL during that span.

•In the last two seasons, the Colts are now a league-leading 16-2 in games decided by one possession-or-less. This season, Indianapolis is 7-1 in one-possession games.

•The Colts finished with 152 rushing yards as a team marking Indy's ninth 100-yard rushing performance of the year. That is the most for the Colts in a single season dating back to 2006 (10).

•The Colts found the scoreboard first when wide receiver **Griff Whalen** hauled in his first career touchdown on a 14-yard pass from quarterback **Andrew Luck**. It was the team's first touchdown in the opening half of play dating back to Week 7 against Denver. The touchdown was the first for the Colts on their opening offensive possession of a game dating back to a Week 3 contest at San Francisco. Running back **Donald Brown** contributed with his second-longest rush of the season on the drive with a 26-yard gain.

•Indianapolis took a 17-3 lead in the second quarter when **Andrew Luck** completed a nine-yard shovel pass to running back **Trent Richardson** for the score. The score marked Richardson's first receiving touchdown of the season and the second of his career. It was also his first touchdown for the Colts dating back to a Week 4 contest at Jacksonville.

•The Indianapolis defense held the Texans to three points, which tied a season-best (three points allowed in Week 4 at Jacksonville. The Colts also limited Houston to 239 yards of net offense, which was the second-best total this year (205 yards allowed in Week 4 at Jacksonville).

•Quarterback **Andrew Luck** completed 19-of-32 passes for 180 yards, two touchdowns and one interception for an 82.8 passer rating. With the victory, Luck tied Joe Flacco and Matt Ryan (20) for the fourth-most wins in a quarterback's first two seasons since 1970. He is also the sixth quarterback in the Super Bowl era to win at least 20 games in his first two years. Luck became the fifth quarterback in NFL history with at least 20 touchdown passes in each of his first two seasons.

•Wide receiver **T.Y. Hilton** set a career-high with eight receptions while totaling 78 receiving yards in the victory against Houston. Hilton caught a career-best five catches in the first quarter (38 yards). With eight receptions, Hilton passed Marshall Faulk (108) for the fifth-most catches in a player's first two seasons in Colts history. With 78 yards, Hilton passed Marvin Harrison (1,702) for the second-most receiving yards in a player's first two seasons in Colts history.

•Outside linebacker **Robert Mathis** compiled four tackles, 1.0 sack and one forced fumble against the Texans. With his third quarter strip-sack of Texans quarterback Case Keenum, Mathis set a new career franchise record for sacks, which was previously held by Dwight Freeney (107.5) from 2002-2012. Mathis also established a new Colts record for sacks in a single season with 16.5, topping Dwight Freeney's mark of 16.0 in 2004. Mathis' strip-sack of Case Keenum resulted in a Colts safety. The strip-sack was also the 42nd of his career, which improves his current NFL record. With 1.0 sack, Mathis passed Pat Swilling (107.5) for 22nd place in NFL history and tied Dwight Freeney for 21st place in the league annals.

•Linebacker **Erik Walden** tallied three tackles and 1.0 sack against Houston. Walden posted his third sack of the season in the fourth quarter, which led to a Houston punt. The sack was also the 12th of his career.

•Linebacker **Bjoern Werner** added the team's fourth sack of the game and the first full sack of his career when he brought down Case Keenum in the fourth quarter. Werner now has 1.5 sacks on the season.

•Linebacker **Jerrell Freeman** totaled seven tackles and a career-high two forced fumbles against the Texans. With two forced fumbles, Freeman tied Tony Siragusa (five) for the most career forced fumbles by an undrafted Colts player. The two forced fumbles are the most for a Colts defensive player in a game dating back to Sept. 19, 2010 (Dwight Freeney against the New York Giants).

•Cornerback **Darius Butler** finished with one tackle, two interceptions and tied a career-high with three passes defensed. Butler intercepted his third pass of the season when he stepped in front of a Houston quarterback Case Keenum pass in the second quarter. The interception led to a Colts field goal and a 10-3 lead. His second interception of the game also came in the second quarter when he jumped in front of Texans wide receiver Andre Johnson. The pick marked Butler's second career multiple-interception game (Nov. 18, 2012 at Jacksonville).

•Safety **Antoine Bethea** started in his 94th consecutive game, which leads all active safeties in the NFL. He finished the game with seven tackles, 1.0 sack and one tackle for loss. He logged his first sack of the season at the end of the second quarter, which forced a Texans punt. The sack was also number 3.5 for his career.

•Kicker **Adam Vinatieri** converted 3-of-3 field goals and two PATs for 11 points against the Texans. With his extra point in the first quarter, Vinatieri extended his streak of consecutive games having scored at least one point to 159. Vinatieri logged a 37-yard field goal in the second quarter and passed Dean Biasucci (176) for the second-most field goals made in franchise history.

•Running back **Trent Richardson** set a season-high and led the Colts in rushing yards (64). He also contributed with four receptions for 38 yards and one touchdown. The score marked Richardson's first receiving touchdown of the season and the second of his career. Richardson added his longest rush of the season with a 22-yard gain in the fourth quarter.

•In his first game as a member of the Colts, running back **Tashard Choice** returned a first quarter kickoff 28 yards for a career-long. He also contributed with five carries for 18 yards.

•Wide receiver **Griff Whalen** started his first career game and set career highs with four catches and 45 yards. He also returned punts for the first time in his career and finished with three returns for a 22.3 average. He brought one punt back for 51 yards in the third quarter, which was the longest for the Colts this season.

COLTS 23
CHIEFS 7

Sunday, December 22, 2013

Arrowhead Stadium

The Colts posted their second straight 10-win season following a 23-7 victory against the Kansas City Chiefs at Arrowhead Stadium. The Chiefs found the scoreborad first with a Jamaal Charles 31-yard touchdown run on their opening offensive drive. Indianapolis' defense would not allow another point as the group finished with four takeaways and 4.0 sacks while holding Kansas City to a season-best 132 net passing yards. The Colts scored both of their touchdowns following turnovers. Running back Donald Brown found the end zone on both occasions with a 33-yard touchdown reception in the second quarter and a 51-yard scoring rush in the third quarter. It was Brown's second career multiple-touchdown game. Kicker Adam Vinatieri finished with 11 points (three field goals, two extra points) in the victory as he passed Jason Elam (1,983) for seventh place on the NFL's all-time scoring list. Quarterback Andrew Luck threw for 241 yards, 80 of which went to wide receiver Griff Whalen who led the team with a new career-high. Defensively, inside linebacker Jerrell Freeman finished with 1.0 sack, two interceptions, one forced fumble and three passes defensed in the victory.

	1	2	3	4	OT	Total
Colts	0	13	10	0	0	23
Chiefs	7	0	0	0	0	7

SCORING DRIVES

Team	Qtr	Time	Scoring Play	IND	KC
Chiefs	1	11:05	Charles 31 yd. run (Succop kick)	0	7
Colts	2	11:40	Vinatieri 46 yd. field goal	3	7
Colts	2	9:23	Brown 33 yd. pass from Luck (Vinatieri kick)	10	7
Colts	2	1:54	Vinatieri 45 yd. field goal	13	7
Colts	3	12:55	Brown 51 yd. run (Vinatieri kick)	20	7
Colts	3	2:47	Vinatieri 30 yd. field goal	23	7

TEAM STATISTICS

	Colts	Chiefs
Total Net Yards	367	287
Net Yards Rushing	135	155
Net Yards Passing	232	132
Total First Downs	19	18
Third Down Efficiency	7-18-39%	1-8-13%
Penalties	3-31	7-65
Fumbles (Number and Lost)	1-0	5-2
Field Goals (Made and Attempted)	3-4	0-1
Red Zone Efficiency	0-2-0%	0-1-0%
Time of Possession	38:20	21:40

STARTERS

COLTS				CHIEFS			
WR	Hilton	**DE**	Redding	**WR**	Avery	**RDE**	Devito
LT	Castonzo	**NT**	Franklin	**LT**	Stephenson	**NT**	Poe
LG	Nixon	**DT**	Moala	**LG**	Allen	**LOLB**	Zombo
C	Satele	**SLB**	Walden	**C**	Hudson	**RILB**	Johnson
RG	McGlynn	**MIKE**	Sheppard	**RG**	Schwartz	**ROLB**	Hali
RT	Cherilus	**WILL**	Freeman	**RT**	Fisher	**LCB**	Flowers
TE	Fleener	**RUSH**	Mathis	**TE**	Fasano	**RCB**	Smith
WR	Rogers	**LCB**	Butler	**TE**	McGrath	**CB**	Robinson
WR	Whalen	**RCB**	Davis	**WR**	Bowe	**SS**	Berry
QB	Luck	**SS**	Bethea	**QB**	Smith	**FS**	Lewis
RB	Brown	**FS**	Landry	**RB**	Charles	**S**	Demps

WEEK 16 at KANSAS CITY GAME NOTES

•The Indianapolis Colts defeated the Kansas City Chiefs at Arrowhead Stadium in a Week 16 meeting by a 23-7 margin. With the win, the Colts improved their record to 10-5 overall, 8-3 against the AFC and 3-1 against the AFC West this season. The Colts posted their second-straight 10-win season and their 22nd 10-plus-win season all-time in franchise history. Indianapolis improved their all-time record against the Chiefs to 12-8 and 7-4 on the road.

•With the victory against the Chiefs, the Colts have now gone 30 games without consecutive losses, which ties the fifth longest streak in franchise history (Nov. 10, 2002 – Oct. 24, 2004 under Head Coach Tony Dungy). Head Coach **Chuck Pagano** has gone 31 games without consecutive losses, which is one game shy of a tie for the second-longest streak in team history.

•The Colts are 9-1 in games without committing a turnover under Head Coach Chuck Pagano (2012-13). Dating back to 2000, Indianapolis leads the league with a 44-3 mark. The Colts did not commit a turnover against Kansas City and lead the league with the fewest turnovers (14) this season.

•The Colts have recorded a 13-0 record when rushing the ball 30-plus times in a game dating back to 2012. The record ranks first in the NFL during that span.

•Indianapolis rushed for 135 yards against Kansas City marking its 10th 100-yard team rushing performance of the season. The 10 games are the most for the Colts dating back to 2006 (10).

•From 2012-13 Indianapolis is 15-1 in games when entering the fourth quarter with a lead. This season, the Colts are also 7-0 in games when leading at halftime.

•Quarterback **Andrew Luck** completed 26-of-37 passes for 241 yards and one touchdown for a 96.8 passer rating. Luck registered his fourth-highest first half passing total with 192 yards. With the victory, Luck tied Dan Marino (21) for the third-most wins in a quarterback's first two NFL seasons since 1970. With 241 passing yards, Luck passed Peyton Manning (7,874) for the second-most yards by a quarterback in his first two NFL seasons.

•Running back **Donald Brown** totaled 10 carries for 79 yards and one touchdown while adding two catches for 31 yards and one touchdown. For the first time in his career, Brown finished a game with one rushing and one receiving touchdown. It is also his second career multiple touchdown game. Brown's 33-yard touchdown in the second quarter marked his second career receiving score and the third longest reception of his career. He logged a 51-yard rushing touchdown in the third quarter, which gave the Colts a 20-7 advantage. The rush was the second-longest of his career and the longest for the Colts this season.

•Wide receiver **Griff Whalen** led the team in receiving and established new career highs in receptions (seven) and yards (80). Whalen also contributed with four punt returns for 32 yards.

•Wide receiver **T.Y. Hilton** caught five passes for 52 yards with a long reception of 31 yards. With five receptions, Hilton passed Bill Brooks and Austin Collie and now ranks third for the most catches in a player's first two seasons with the Colts.

•The Colts offense outgained the Chiefs in total net yards in the first quarter (79-64). It marked the first time Indianapolis outgained its opponent in total first quarter net yardage on the road dating back to a Week 6 contest at San Diego (90-26).

•Outside linebacker **Robert Mathis** totaled three tackles, one forced fumble and one pass defensed. His forced fumble in the second quarter was his seventh of the season, which is one shy of a single-season career best (eight in 2005). Mathis also deflected a pass which was intercepted by linebacker **Jerrell Freeman**. The Colts scored a touchdown on the ensuing offensive possession.

•Linebacker **Jerrell Freeman** recorded five tackles, 1.0 sack, two interceptions, one forced fumble and three passes defensed. He totaled his first career multiple-interception game. The picks were the second and third of his season and the third and fourth of his career. Freeman tied the franchise record for interceptions in a game by a linebacker (two). It was the also the first multiple-interception game by a Colts linebacker dating back to Dec. 9, 2007 (Gary Brackett vs. Baltimore). With his sack, Freeman tied Larry Chester (6.5) for the third-most career sacks by a Colts undrafted player. With his forced fumble, Freeman set a franchise record for the most forced fumbles by a Colts undrafted player in franchise history, topping Tony Siragusa's previous record of five.

•Outside linebacker **Bjoern Werner** tallied the team's first sack of the game in the first quarter when he brought down Alex Smith for a four-yard loss. The sack was the second in as many games for Werner and number 2.5 this season.

•Defensive linemen **Ricardo Mathews** and **Fili Moala** split the team's second sack of the game. For Mathews, it was his first half sack of the season. The half sack also gives Moala 1.5 on the year. Moala also contributed with a fumble recovery following a strip-sack from **Jerrell Freeman** in the fourth quarter.

•Defensive end **Cory Redding** recovered his first fumble of the season and the 11th of his career in the second quarter (force by **Robert Mathis**), which led to a Colts touchdown and a 10-7 lead. Redding also contributed with sack number 4.5 this season when he brought down Alex Smith for a six-yard loss in the third quarter.

•Safety **Antoine Bethea** started in his 95th consecutive game, which leads all active safeties in the NFL. He finished with four solo tackles.

•The Indianapolis defense held Kansas City to 132 net passing yards, which ties its lowest total of the season (132 vs. Houston on Dec. 15).

•Kicker **Adam Vinatieri** split the uprights on 3-of-4 field goals and two PATs for a total of 11 points. He converted his first field goal of the game in the second quarter (46 yards) and passed Jason Elam (1,983) for sole possession of seventh place on the NFL's all-time scoring list. Vinatieri also extended his streak of consecutive games having scored at least one point to 160. With his third successful kick of the game (30 yards), Vinatieri set a new single-season career-high for field goals made (32) topping his previous mark of 31 which was set in 1998 and 2004. He has also converted at least three field goals in a single game this season on seven occasions.

•**Xavier Nixon** started his first career NFL contest filling in for an injured **Hugh Thornton** at left guard.

COLTS 30
JAGUARS 10

Sunday, December 29, 2013

Lucas Oil Stadium

In the 2013 regular season finale, the Indianapolis Colts defeated the Jacksonville Jaguars, 30-10. With the win, the Colts finished the year with a record of 11-5 for the second straight season. Indianapolis finished the season 6-0 against AFC South opponents for the first time since 2009 and the third time in franchise history. On Jacksonville's opening drive, linebacker Jerrell Freeman forced a Maurice Jones-Drew fumble that was recovered by Darius Butler. The Colts capitalized quickly, marching 37 yards in eight plays ending in a Donald Brown touchdown run. After the defense forced a Jacksonville three-and-out, the Colts drove 54 yards in seven plays and took a 14-0 lead on a Trent Richardson touchdown run. For the game, quarterback Andrew Luck completed 26-of-37 passes for 282 yards and a touchdown in the victory. Wide Receiver T.Y. Hilton set career highs in receptions (11) and yards (155). Defensively, outside linebacker Robert Mathis notched 2.0 sacks, bringing his season total to a career-best 19.5 sacks which led the league. Safety Antoina Bethea's timely second quarter interception halted a Jacksonville drive in the closing minutes of the first half. His 46-yard interception return, a career-best, led to an Adam Vinatieri 26-yard field goal and a 20-3 halftime lead for the Colts. Vinatieri's three field goals helped him become the seventh player in NFL history to reach the 2,000-point mark.

	1	2	3	4	OT	Total
Jaguars	0	3	0	7	0	10
Colts	17	3	7	3	0	30

SCORING DRIVES

Team	Qtr	Time	Scoring Play	JAX	IND
Colts	1	10:45	Brown 1 yd. run (Vinatieri kick)	0	7
Colts	1	7:30	Richardson 2 yd. run (Vinatieri kick)	0	14
Colts	1	1:22	Vinatieri 23 yd. field goal	0	17
Jaguars	2	11:55	Scobee 37 yd. field goal	3	17
Colts	2	0:00	Vinatieri 26 yd. field goal	3	20
Colts	3	10:39	Whalen 7 yd. pass from Luck (Vinatieri kick)	3	27
Colts	4	8:00	Vinatieri 39 yd. field goal	3	30
Jaguars	4	0:16	Taylor 14 yd. pass Henne (Scobee kick)	10	30

TEAM STATISTICS

	Jaguars	Colts
Total Net Yards	350	379
Net Yards Rushing	42	80
Net Yards Passing	308	299
Total First Downs	19	23
Third Down Efficiency	3-14-21%	8-16-50%
Penalties	5-50	2-10
Fumbles (Number and Lost)	1-1	2-0
Field Goals (Made and Attempted)	1-1	3-3
Red Zone Efficiency	1-2-50%	3-5-60%
Time of Possession	26:20	33:40

STARTERS

COLTS				JAGUARS			
WR	Hilton	**DE**	Mathews	**WR**	Taylor	**LDE**	Alualu
LT	Castonzo	**NT**	Franklin	**LT**	Bradfield	**DT**	Miller
LG	Thornton	**DT**	Moala	**LG**	McClendon	**DT**	Marks
C	Satele	**SLB**	Walden	**C**	Meester	**LEO**	Babin
RG	Linkenbach	**MIKE**	Sheppard	**RG**	Nwaneri	**OLB**	Thomas
RT	Cherilus	**WILL**	Freeman	**RT**	Pasztor	**MLB**	Posluszny
TE	Fleener	**RUSH**	Mathis	**TE**	Lewis	**CB**	Harris
WR	Rogers	**LCB**	Butler	**WR**	Brown	**LCB**	Blackmon
QB	Luck	**RCB**	Davis	**QB**	Henne	**RCB**	Ball
QB	Whalen	**SS**	Bethea	**RB**	Todman	**SS**	Cyprien
RB	Brown	**FS**	Landry	**RB**	Jones-Drew	**FS**	Evans

WEEK 17 vs. JACKSONVILLE GAME NOTES

•The Indianapolis Colts defeated the Jacksonville Jaguars by a 30-10 margin and finished the 2013 regular season with an 11-5 record.
oWith the win, the Colts swept the AFC South (6-0) for the first time since 2009 and the third time in franchise history.
oThe Colts improved their all-time record against Jacksonville to 18-8 and 9-4 at home.
oIndianapolis won its third straight game against the Jaguars and posted their first season sweep of the team since 2009.

•**Chuck Pagano** became the first head coach in team history with at least 11 wins in each of his first two seasons with the team.

•The Colts have played 31 games without consecutive losses, which ranks as the fifth-longest streak in franchise history. Head Coach Chuck Pagano has coached 32 games without consecutive losses, which is tied for the second-longest streak in team history.

•The Colts are 17-1 against divisional opponents the second time they play them in a season since 2008. The mark is tops in the NFL over the last six seasons while the only loss came in 2011 against Jacksonville.

•The Colts are 10-1 in games without committing a turnover under Head Coach Chuck Pagano (2012-13). Dating back to 2000, Indianapolis leads the league with a 45-3 mark.

•The Colts finished the 2013 regular season with the league lead in fewest turnovers (14) and penalties (66).

•From 2012-13, Indianapolis is 16-1 in games when entering the fourth quarter with a lead. The team's lone loss came in a 2012 Week 3 meeting at Lucas Oil Stadium against Jacksonville. This season, the Colts are also 8-0 in games when leading at halftime.

•Indianapolis scored a touchdown on its opening offensive drive of the game following a Jaguars fumble. Running back **Donald Brown** went over the top for a one-yard score, which was his sixth of the season and the 17th of his career. The score also marked the second time in his career that Brown tallied rushing touchdowns in back-to-back games (Nov. 27 – Dec. 4, 2011).

•Running back **Trent Richardson** added the team's second touchdown in as many possessions to open the game. The rushing touchdown was the third of the season for Richardson and the 14th of his career.

•The Colts tallied 17 first quarter points, which is the highest total for the team in an opening quarter dating back to October 12, 2008 against Baltimore (17-0).

•Wide receiver **Griff Whalen** notched the team's third touchdown of the game on the opening offensive possession of the third quarter to give the Colts a 27-3 lead. The touchdown was the second of Whalen's career and his second in as many games.

•Quarterback **Andrew Luck** completed 26-of-37 passes for 282 yards and one touchdown for a 101.4 passer rating against the Jaguars.
oWith 282 yards against Jacksonville, Luck passed Cam Newton (7,920) for the most passing yards by a quarterback in his first two NFL seasons.
oWith the victory, Luck tied Ben Roethlisberger (22) for the second-most victories in a quarterback's first two season in the NFL since 1970.

•Wide receiver **T.Y. Hilton** set career highs with 11 receptions and 155 receiving yards against Jacksonville.
oWith his sixth reception of the game in the first quarter, Hilton reached the 1,000-yard receiving plateau for the first time in his career.
oWith his ninth reception of the game in the second quarter, Hilton passed his previous career-high for receptions in a game of eight.
oHilton set a career-high with 155 receiving yards, which moved him past Bill Brooks (1,853) for the most receiving yards in a player's first two seasons in Colts history.
oHilton recorded his 10th 100-yard receiving performance, which ties Roger Carr for the fifth-most in Colts history.
oWith 11 catches, Hilton passed Edgerrin James (125) for the second-most receptions in a player's first two seasons with the Colts.

•Running back **Donald Brown** totaled 12 carries for 31 yards and one touchdown while adding three receptions for four yards.
oHe posted the team's first touchdown of the game on the opening offensive possession with a one-yard score marking the second time in his career he posted rushing touchdowns in back-to-back games.
oBrown finished the 2013 season with a 5.3 yards per carry average, which is the highest mark for the Colts since 1961 (Lenny Moore, 7.0).

•Outside linebacker **Robert Mathis** tallied six tackles and 2.0 sacks against Jacksonville.
oWith his first quarter sack, Mathis passed Greg Townsend for 20th place on the NFL's all-time sack list.
oMathis added his second sack of the game in the third quarter when he brought down Chad Henne for a nine-yard loss. With the sack, he improved his current franchise record of career multiple-sack games to 27 and as well as his single-season team record for multiple-sack contests to seven.

•Kicker **Adam Vinatieri** converted 3-of-3 field goals and three PATs for 12 points against Jacksonville.
oWith his 26-yard field goal as time expired in the second quarter, Vinatieri became the seventh player in NFL history to reach 2,000 career points.
oFinishing with 12 points against the Jaguars, Vinatieri passed George Blanda (2,002) and Matt Stover (2,004) for the fifth-most points scored in NFL history. Vinatieri currently has 2,006 for his career.
oVinatieri finished the season with 139 points, which is the third-highest point total by a member of the Colts in a single season, passing Cary Blanchard's 135 in 1996.
oVinatieri finished with 139 points in 2013, which marked the second-highest single-season point total of his career (141 in 2004).
oWith three field goals, Vinatieri moved into sole possession of third place for the most field goals made in a single season in franchise history. His 35 field goals this season are a personal career best.

•The Colts established a single-season franchise record with 27 punts pinned inside the 20-yard line. Punter **Pat McAfee** accounted for all 27 pins, topping the old record of 26 set in 2002 and 2012.

•The Colts did not get called for a penalty in the first half of the game. It marked the second time this season Indianapolis did not get called for a penalty in a half (Week 3 at San Francisco, 2nd half).

COLTS 45
CHIEFS 44

Saturday, January 4, 2013

Lucas Oil Stadium

After falling behind by 28 points in the second half of play, the Colts recorded the second-largest comeback in NFL postseason history after completing a 45-44 victory against Kansas City in a Wild Card meeting. The two teams combined for 1,049 net yards, which set a new NFL postseason mark while the 536 net yards from the Colts set a franchise postseason record. Quarterback Andrew Luck threw for 443 yards and four touchdowns in the win. Down 28 points, Luck rallied Indianapolis to three touchdowns in a nine-minute span in the third quarter to bring the Colts within 10 points of the Chiefs lead. Luck then recovered a fumble for a five-yard touchdown prior to finding wide receiver T.Y. Hilton for the 64-yard game-winning touchdown with 4:21 remaining in the fourth quarter. Luck's passing and touchdown total both rank as the second-highest marks in franchise postseason history. Wide receiver T.Y. Hilton posted a career-day with 13 catches for 224 yards and two touchdowns. His 13 catches tied the second-most in an NFL postseason game and his 224 yards ranked as the third-most in league postseason annals. Running back Donald Brown contributed with a rushing and receiving touchdown and became the first Colts player with a rushing and receiving score in a playoff game in the Super Bowl era. Defensively, Robert Mathis contributed with a sack-force fumble in the third quarter, which was recovered by linebacker Kelvin Sheppard. The turnover provided a huge momentum swing. Mathis moved within 3.5 sacks of Dwight Freeney's franchise postseason record.

	1	2	3	4	OT	Total
Colts	7	3	21	14	0	45
Chiefs	10	21	10	3	0	44

SCORING DRIVES

Team	Qtr	Time	Scoring Play	IND	KC
Chiefs	1	8:11	Bowe 6 yd. pass from Smith (Succop kick)	0	7
Colts	1	4:34	Hilton 10 yd. pass from Luck (Vinatieri kick)	7	7
Chiefs	1	0:53	Succop 19 yd. field goal	7	10
Chiefs	2	14:39	Avery 79 yd. pass from Smith (Succop kick)	7	17
Chiefs	2	13:05	Sherman 5 yd. pass from Smith (Succop kick)	7	24
Colts	2	9:14	Vinatieri 37 yd. field goal	10	24
Chiefs	2	1:51	Davis 4 yd. run (Succop kick)	10	31
Chiefs	3	13:39	Davis 10 yd. pass from Smith (Succop kick)	10	38
Colts	3	11:47	Brown 10 yd. run (Vinatieri kick)	17	38
Colts	3	7:32	Brown 3 yd. pass from Luck (Vinatieri kick)	24	38
Chiefs	3	4:12	Succop 42 yd. field goal	24	41
Colts	3	2:31	Fleener 12 yd. pass from Luck (Vinatieri kick)	31	41
Colts	4	10:38	Luck 5 yd. fumble recovery (Vinatieri kick)	38	41
Chiefs	4	5:36	Succop 43 yd. field goal	38	44
Colts	4	4:21	Hilton 64 yd. pass from Luck (Vinatieri kick)	45	44

TEAM STATISTICS

	Chiefs	Colts
Total Net Yards	513	536
Net Yards Rushing	150	100
Net Yards Passing	363	436
Total First Downs	30	28
Third Down Efficiency	9-16-56%	4-8-50%
Penalties	2-15	4-19
Fumbles (Number and Lost)	1-1	2-1
Field Goals (Made and Attempted)	3-3	1-1
Red Zone Efficiency	4-5-80%	5-6-83%
Time of Possession	37:33	22:27

STARTERS

COLTS				CHIEFS			
WR	Hilton	**DE**	Redding	**WR**	Avery	**NT**	Poe
LT	Castonzo	**NT**	Franklin	**LT**	Albert	**RDE**	Devito
LG	Thornton	**DT**	Jean Francois	**LG**	Allen	**LOLB**	Houston
C	Satele	**SLB**	Walden	**C**	Hudson	**RILB**	Johnson
RG	McGlynn	**MIKE**	Sheppard	**RG**	Schwartz	**ROLB**	Hali
RT	Cherilus	**WILL**	Freeman	**RT**	Stephenson	**LCB**	Flowers
TE	Fleener	**RUSH**	Mathis	**TE**	Fasano	**RCB**	Smith
WR	Brazill	**LCB**	Toler	**WR**	Bowe	**CB**	Robinson
WR	Whalen	**RCB**	Davis	**QB**	Smith	**S**	Abdullah
QB	Luck	**SS**	Bethea	**RB**	Charles	**SS**	Berry
RB	Brown	**FS**	Landry	**FB**	Sherman	**FS**	Lewis

AFC WILD CARD VS. KANSAS CITY GAME NOTES

•The Indianapolis Colts earned a Wild Card victory over the Kansas City Chiefs with a 45-44 win at Lucas Oil Stadium. With the win, the Colts improved to 20-21 all-time in postseason play. Indianapolis improved its all-time record against the Chiefs to 16-8 and 4-0 in the postseason.

•The Colts trailed by 28 points (38-10) with 12 minutes remaining in the third quarter. With the win, Indianapolis tallied the second largest comeback in NFL history (Buffalo Bills 32-point comeback against the Houston Oilers on Jan. 3, 1993).

•The Colts and Chiefs finished with 1,049 combined yards, which set a new NFL postseason record, topping the old mark of 1,038.

•The Colts became the first team in NFL history to win a playoff game when allowing 40 points and committing four turnovers.

•The 89 combined points between the two teams marked the third-highest postseason point total in NFL history and the third highest combined point total in an NFL Wild Card game. The record is 96 points held by the Packers and Cardinals in a 2009 Wild Card Playoff game.

•The Colts 45 points are the second-most in a postseason game in franchise history (49 vs. Denver on Jan. 9, 2005). The team also allowed a franchise record for points in a postseason game with 44, topping 42 points scored by Pittsburgh in an AFC Wild Card meeting on Dec. 29, 1996.

•Indianapolis recorded 536 total net yards, which set a franchise record for a postseason game and tied for the ninth-most in NFL postseason history. The team also threw for 436 net yards, which was the second-most for a postseason game in franchise history.

•Indianapolis took the lead for good when quarterback **Andrew Luck** found wide receiver **T.Y. Hilton** for a 64-yard touchdown pass at the 4:21 mark in the fourth quarter. It was the second scoring connection between the two as Luck also found Hilton for a 10-yard touchdown in the first quarter. On the team's opening scoring drive, Luck completed all seven passes (74 yards), four of which went to Hilton for 51 yards. The last time Indianapolis scored a touchdown on its opening offensive possession of a postseason game came on Jan. 13, 2008 in a Divisional Playoff meeting against San Diego.

•Running back **Donald Brown** added the team's third and fourth touchdowns of the game in the third quarter. The first came on a 10-yard rush to cut Kansas City's lead to 38-17. Luck completed a 46-yard pass to wide receiver **Da'Rick Rogers** on the drive. The touchdown was the first of Brown's postseason career. The second score came on a three-yard touchdown reception to cut the deficit to 38-24 in the third quarter. The last game Brown contributed with multiple touchdowns (one rushing, one receiving) came in the regular season against Kansas City in Week 16. The touchdown pass was the second of the game for **Andrew Luck**.

•Tight end **Coby Fleener** notched his first career postseason touchdown in the third quarter to cut Kansas City's lead to 41-31. The Colts drove 80 yards on six plays and the drive was capped by Fleener's 12-yard catch.

•**Andrew Luck** recovered a **Donald Brown** fumble at Kansas City two-yard line and advanced it five yards for a Colts touchdown in the fourth quarter. The score cut Kansas City's lead to 41-38. Luck became the first player in NFL postseason history to throw for a touchdown and recovery a fumble for a touchdown in the same game.

•**Andrew Luck** completed 29-of-45 passes for 443 yards, four touchdowns and three interceptions for a 98.7 passer rating. Luck's 443 passing yards marked the fifth-highest total in an NFL postseason game and the second-most in franchise history (Peyton Manning, 458 yards vs. Denver on Jan. 9, 2005). His four touchdown passes tied for the 11th most in an NFL postseason contest and tied for the second-most in franchise history. It also marked the third time in team history that a quarterback threw for four or more touchdowns in a postseason game. With 45 passing attempts, Luck passed Earl Morrall (79) for the fourth-most passing attempts in Colts postseason history. With 29 completions, Luck passed Earl Morrall (37) for the fourth-most completions in Colts postseason history. With 443 yards, Luck passed Earl Morrall (667) for the fourth-most passing yards in franchise postseason history. With four touchdowns, Luck passed Earl Morrall and Jack Trudeau (two) for the fourth-most touchdown passes in Colts postseason history. Luck's 45 rushing yards were the second-most in a playoff game by a Colts quarterback (48, Jim Harbaugh on Jan. 7, 1996). Luck became the first player in NFL history to record a passing touchdown and a fumble recovery for a touchdown in the same game in postseason history. oIncluding playoffs, Luck has won seven career games after trailing by double-digits, the most such wins in the NFL since the start of the 2012.

•Wide receiver **T.Y. Hilton** led the team in receiving and added his first career postseason 100- and 200-yard receiving performance with 13 catches for 224 yards and two touchdowns. Hilton's 13 catches tied for the second-most in NFL postseason history in a single-game and set a franchise postseason record. His 224 receiving yards ranked as the third-most for a single-game in NFL postseason history and set a team postseason record. It was also the second 200-yard receiving game in Colts postseason history. Hilton's two receiving touchdowns tied a franchise record and marked the fourth time in team postseason history that a receiver caught two touchdowns.

•Running back **Donald Brown** led the team in rushing with 11 carries for 55 yards and one touchdown while adding four receptions for 47 yards and one touchdown. Brown became the first Colts player with a rushing and receiving touchdown in a playoff game in the Super Bowl era.

•**Robert Mathis** contributed with two tackles, 1.0 sack and one forced fumble against the Chiefs. Mathis tallied his lone sack of the game in the third quarter and forced a fumble on the play, which was recovered by **Kelvin Sheppard**. Mathis moved into first place in franchise history with his third career postseason forced fumble, topping Dwight Freeney and Nick Harper (two) for the top spot. The turnover also led to a Colts touchdown.

•Defensive tackle **Ricky Jean Francois** recorded his first career postseason sack when he brought down Chiefs quarterback Alex Smith for a two-yard loss in the third quarter.

•**Adam Vinatieri** converted one field goal and six PATs against Kansas City for a total of nine points. Vinatieri split the uprights on a 37-yard field goal in the second quarter to cut the Chiefs lead to 24-10. Vinatieri's six extra points ranked as the second-most for a single-game in team postseason history. He also tied David Akers (58) for the most career PATs in NFL postseason history. He played in his 26th career postseason game, which ranks tied for the fourth in NFL history.

INDIVIDUAL RECORDS

National Football League records are indicated by an asterisk. Since the Colts joined the NFL in 1953, the league has increased the number of games played each season from 12 in 1953 to the current 16 in 1978. Here are the dates that the league increased the number of games played each season:

1953-1960 12 games 1961-1977 14 games 1978-2013 16 games

Note: The 1982 NFL regular season was reduced from 16 games to nine games because of a players' strike. The 1987 season was 15 games due to a players' strike.

SERVICE

MOST SEASONS

17 John Unitas, 1956-72
14 Peyton Manning, 1998-11
13 Raymond Berry, 1955-67
13 Eugene Daniel, 1984-96
13 Ray Donaldson, 1980-92
13 Marvin Harrison, 1996-08
13 David Lee, 1966-78
13 Gino Marchetti, 1953-64, 66
13 Rohn Stark, 1982-94
13 Dick Szymanski, 1955, 57-68
13 Jeff Saturday, 1999-11

MOST GAMES PLAYED

208 Peyton Manning, 1998-10
206 John Unitas, 1956-72
198 Eugene Daniel, 1984-96
197 Rohn Stark, 1982-94
197 Jeff Saturday, 1999-11
196 Reggie Wayne, 2001-13
192 Justin Snow, 2000-11
190 Marvin Harrison, 1996-08
188 David Lee, 1966-78

MOST CONSECUTIVE GAMES PLAYED

208 Peyton Manning, 1998-10
192 Justin Snow, 2000-11
189 Reggie Wayne, 2001-13
160 Hunter Smith, 1999-08
155 Jerry Logan, 1963-72

SCORING

MOST POINTS (CAREER)

995 Mike Vanderjagt, 1998-05
848 Adam Vinatieri, 2006-13
783 Dean Biasucci, 1984, 86-94
778 Marvin Harrison, 1996-08
678 Lenny Moore, 1956-67
586 Lou Michaels, 1964-69
484 Reggie Wayne, 2001-13
458 Edgerrin James, 1999-05
408 Raymond Berry, 1955-67
394 Toni Linhart, 1974-79

MOST POINTS (SEASON)

157 Mike Vanderjagt, 2003
145 Mike Vanderjagt, 1999
139 Adam Vinatieri, 2013
135 Cary Blanchard, 1996
129 Adam Vinatieri, 2010
125 Mike Vanderjagt, 2001
121 Mike Vanderjagt, 2000
121 Mike Vanderjagt, 2005
120 Lenny Moore, 1964
119 Mike Vanderjagt, 2004
118 Adam Vinatieri, 2007
117 Cary Blanchard, 1997
115 Adam Vinatieri, 2012
114 Dean Biasucci, 1988
113 Adam Vinatieri, 2006
112 Raul Allegre, 1983
110 Edgerrin James, 2000
109 Toni Linhart, 1976
106 Lou Michaels, 1967
104 Jim Martin, 1963
104 Lou Michaels, 1964
104 Mike Vanderjagt, 1998
103 Mike Vanderjagt, 2002
103 Adam Vinatieri, 2008
102 Lou Michaels, 1968
102 Edgerrin James, 1999
101 Lou Michaels, 1965

MOST POINTS (ROOKIE)

112 Raul Allegre, 1983
102 Edgerrin James, 1999
93 Jim O'Brien, 1970
78 Curtis Dickey, 1980
72 Marshall Faulk, 1994

MOST POINTS (GAME)

24 Lenny Moore vs. Chi, Oct. 4, 1958
24 Lenny Moore vs. LA Rams, Oct. 16, 1960
24 Lenny Moore vs. Min, Oct. 1, 1961
24 Lydell Mitchell vs. Buf, Oct. 12, 1975
24 Eric Dickerson vs. Den, Oct. 31, 1988
24 Joseph Addai vs. Phil, Nov. 26, 2006
20 Reggie Wayne at Den, Oct. 29, 2006

MOST POINTS (ROOKIE-GAME)

24 Joseph Addai vs. Phil, Nov. 26, 2006
18 Billy Vessels vs. LA Rams, Nov. 25, 1956
18 Marshall Faulk vs. Hou, Sept. 4, 1994
18 Marvin Harrison at K.C., Dec. 15, 1996
18 Edgerrin James at Phil, Nov. 21, 1999
18 Edgerrin James at Cle, Dec. 26, 1999
16 Raul Allegre at Phil, Oct. 30, 1983

MOST CONSECUTIVE GAMES SCORING

118 Mike Vanderjagt, G10-1998/G16-2005
114 Adam Vinatieri, G1-2006/G16-2013
58 Lou Michaels, G13-1965/G14-1969
55 Steve Myhra, G8-1957/G14-1961
55 Dean Biasucci, G11-1987/G2-1991
44 Toni Linhart, G13-1974/G14-1977
44 Cary Blanchard, G5-1995/G16-1997
28 Jim O'Brien, G1-1970/G14-1971
27 Raul Allegre, G6-1984/G16-1985
26 Dean Biasucci, G2-5-1984, G1-1986/G9-1987
21 Steve Mike-Mayer, G12-1979/G16-1980

MOST CONSECUTIVE GAMES SCORING (ROOKIE)

14 Jim O'Brien, G1-14, 1970
11 Raul Allegre, G1-11, 1983
10 Buck McPhail, G1-10, 1953
7 Curtis Dickey, G7-13, 1980
5 Alan Ameche, G1-5, 1955
5 Steve Myhra, G8-12, 1957

MOST SEASONS LEADING TEAM

9 Dean Biasucci, 1986-94
8 Mike Vanderjagt, 1998-05
7 Adam Vinatieri, 2006-08, 10-13
5 Lenny Moore, 1956-58, 60, 64
4 Lou Michaels, 1965-68
4 Toni Linhart, 1974, 76-78

MOST CONSECUTIVE SEASONS LEADING TEAM

9 Dean Biasucci, 1986-94
8 Mike Vanderjagt, 1998-05
4 Adam Vinatieri, 2010-13
4 Lou Michaels, 1965-68
3 Lenny Moore, 1956-58
3 Jim O'Brien, 1970-72
3 Toni Linhart, 1976-78
3 Raul Allegre, 1983-85
3 Adam Vinatieri, 2006-08

MOST KICK-SCORING POINTS (GAME)

18 Lou Michaels vs. S.F., Sept. 25, 1966
17 Lou Michaels vs. StL., Oct. 12, 1964
17 Cary Blanchard at Buf, Sept. 21, 1997
17 Mike Vanderjagt, vs. Den, Jan. 6, 2002
17 Mike Vanderjagt at Ten, Dec. 7, 2003
16 Lou Michaels at Chi, Nov. 8, 1964
16 Toni Linhart vs. Buf, Dec. 12, 1965
16 Raul Allegre at Phil, Oct. 30, 1983
16 Dean Biasucci at Mia, Nov. 15, 1987
16 Mike Vanderjagt vs. Balt, Oct. 13, 2002
15 (6 times)

MOST NON KICK-SCORING POINTS (SEASON)

120 Lenny Moore, 1964
110 Edgerrin James, 2000
102 Edgerrin James, 1999
92 Joseph Addai, 2007
90 Lenny Moore, 1961
90 Lydell Mitchell, 1975
90 Eric Dickerson, 1988
90 Marvin Harrison, 2001
90 Marvin Harrison, 2004

MOST SEASONS 100+ POINTS

8 Mike Vanderjagt, 1998-05
6 Adam Vinatieri, 2006-08, 10, 12-13
4 Lou Michaels, 1964-65, 67-68
2 Cary Blanchard, 1996-97
2 Edgerrin James, 1999-00
1 Allegre/Biasucci/Linhart/Martin/Moore

MOST CONSECUTIVE SEASONS 100+ POINTS

8 Mike Vanderjagt, 1998-05
3 Adam Vinatieri, 2006-08
2 Lou Michaels, 1964-65, 67-68
2 Cary Blanchard, 1996-97
2 Edgerrin James, 1999-00

TOUCHDOWNS

MOST (CAREER)

128 Marvin Harrison, 1996-08
113 Lenny Moore, 1956-67
80 Reggie Wayne, 2001-13
75 Edgerrin James, 1999-05
68 Raymond Berry, 1955-67
58 Don McCauley, 1971-81
57 Tom Matte, 1961-72
51 Marshall Faulk, 1994-98
50 Jimmy Orr, 1961-70
48 Joseph Addai, 2006-11

MOST (SEASON)

20 Lenny Moore, 1964
18 Edgerrin James, 2000
17 Edgerrin James, 1999
15 Lenny Moore, 1961
15 Lydell Mitchell, 1975
15 Eric Dickerson, 1988
15 Marvin Harrison, 2001
15 Marvin Harrison, 2004
15 Joseph Addai, 2007

MOST (ROOKIE)

17 Edgerrin James, 1999
13 Curtis Dickey, 1980
12 Marshall Faulk, 1994
10 Dominic Rhodes, 2001
9 (3 times) Last: Rodney Culver, 1992

MOST (GAME)
4 Lenny Moore vs. Chi, Oct. 4, 1958
4 Lenny Moore vs. LA Rams, Oct. 16, 1960
4 Lenny Moore vs. Min, Oct. 1, 1961
4 Lydell Mitchell vs. Buf, Oct. 12, 1975
4 Eric Dickerson vs. Den, Oct. 31, 1988
4 Joseph Addai vs. Phil, Nov. 26, 2006
3 (40 times) Last: Dallas Clark vs. Den, Dec. 13, 2009

MOST (ROOKIE-GAME)
4 Joseph Addai vs. Phil, Nov. 26, 2006
3 Billy Vessels vs. LA Rams, Nov. 25, 1956
3 Marshall Faulk vs. Hou, Sept. 4, 1994
3 Marvin Harrison at K.C., Dec. 15, 1996
3 Edgerrin James at Phil, Nov. 21, 1999
3 Edgerrin James at Cle, Dec. 26, 1999
2 (29 times) Last: T.Y. Hilton at New England, Nov 28, 2012

MOST CONSECUTIVE GAMES SCORING TD
18 Lenny Moore, G7-9-1963, G1-1964/G1-1965
11 Lydell Mitchell, G6-1975/G2-1976
8 Edgerrin James, G3-10, 2005
7 Raymond Berry, G8-1959/G2-1960
7 Curtis Dickey, G7-13, 1980
6 Lenny Moore, G9-1957/G2-1958
6 Lenny Moore, G6-11, 1961
6 Tom Matte, G2-7, 1969
5 (10 times) Last: Reggie Wayne, G3-7, 2009

MOST CONSECUTIVE GAMES SCORING TD (ROOKIE)
7 Curtis Dickey, G7-13, 1980
5 Alan Ameche, G1-5, 1955
4 Lenny Moore, G3-6,1956
4 Marshall Faulk, G8-11,1994
4 James Mungro, G11-14, 2002
3 (5 times) Last: Austin Collie, G12-14, 2009

MOST SEASONS LEADING TEAM
6 Lenny Moore, 1956-58, 60-61, 64
5 Marvin Harrison, 1996, 01-02, 04, 06
4 Marshall Faulk, 1994-95, 97-98
4 Edgerrin James, 1999-00, 03, 05
3 Tom Matte, 1967-69
3 Curtis Dickey, 1980-81, 83

MOST CONSECUTIVE SEASONS LEADING TEAM
3 Lenny Moore, 1956-58
3 Tom Matte, 1967-69
2 (10 times) Last: Marvin Harrison, 2001-02

MOST 10+ TD SEASONS
8 Marvin Harrison, 1999-06
5 Lenny Moore, 1957-58, 60-61, 64
4 Edgerrin James, 1999-00, 03, 05
3 Tom Matte, 1967-69
3 Marshall Faulk, 1994-95, 98
3 Reggie Wayne, 2004, 07, 09
2 Addai/Berry/Clark/Dickey/McCauley/Orr
1 Bulaich/Carr/Dickey/Mitchell/Rhodes/Stokley

MOST CONSECUTIVE 10+ TD SEASONS
8 Marvin Harrison, 1999-06
3 Tom Matte, 1967-69
2 Lenny Moore, 1957-58, 60-61
2 Raymond Berry, 1959-60
2 Don McCauley, 1975-76
2 Curtis Dickey, 1980-81
2 Marshall Faulk, 1994-95
2 Edgerrin James, 1999-00

POINTS AFTER TOUCHDOWN

MOST ATTEMPTS (CAREER)
346 Mike Vanderjagt, 1998-05
296 Adam Vinatieri, 2006-13
270 Lou Michaels, 1964-69
261 Dean Biasucci, 1984, 86-94
195 Toni Linhart, 1974-79
189 Steve Myhra, 1957-61
98 Jim O'Brien, 1970-72
77 Raul Allegre, 1983-85
75 Steve Mike-Mayer, 1979-80
73 Cary Blanchard, 1995-97

MOST ATTEMPTS (SEASON)
60 Mike Vanderjagt, 2004
54 Lou Michaels, 1964
52 Toni Linhart, 1975
52 Mike Vanderjagt, 2005
51 Steve Myhra, 1958
51 Steve Myhra, 1959
51 Toni Linhart, 1976
51 Adam Vinatieri, 2007
51 Adam Vinatieri, 2010

MOST ATTEMPTS (ROOKIE)
38 Jim O'Brien, 1970
26 Tom Feamster, 1956
24 George Hunt, 1973
24 Raul Allegre, 1983
23 Buck McPhail, 1953

MOST MADE (CAREER)
344 Mike Vanderjagt, 1998-05
293 Adam Vinatieri, 2006-13
263 Lou Michaels, 1964-69
255 Dean Biasucci, 1984, 86-94
184 Toni Linhart, 1974-79
180 Steve Myhra, 1957-61
95 Jim O'Brien, 1970-72

MOST MADE (SEASON)
59 Mike Vanderjagt, 2004
53 Lou Michaels, 1964
52 Mike Vanderjagt, 2005
51 Toni Linhart, 1975
51 Adam Vinatieri, 2010
50 Steve Myhra, 1959
49 Toni Linhart, 1976
49 Adam Vinatieri, 2007
48 Steve Myhra, 1958
48 Lou Michaels, 1965
48 Lou Michaels, 1968

MOST MADE (ROOKIE)
36 Jim O'Brien, 1970
24 Tom Feamster, 1956
22 George Hunt, 1973
22 Raul Allegre, 1983
21 Buck McPhail, 1953

MOST MADE (GAME)
8 Tom Feamster vs. LA Rams, Nov. 5, 1956
8 Steve Myhra vs. G.B., Nov. 2, 1958
7 Steve Myhra vs. Chi, Oct. 4, 1958
7 Lou Michaels vs. Chi, Sept. 27, 1964
7 Lou Michaels at Atl, Nov. 12, 1967
7 Toni Linhart vs. NYJ, Nov. 16, 1975
7 Toni Linhart vs. Buf, Dec. 12, 1976
7 Raul Allegre vs. Buf, Oct. 6, 1985
7 Dean Biasucci vs. Den, Oct. 31, 1988
7 Mike Vanderjagt at N.O., Sept. 28, 2003
7 Mike Vanderjagt vs. Hou, Nov. 14, 2004

MOST MADE (ROOKIE-GAME)
8 Tom Feamster vs. LA Rams, Nov. 5, 1956

MOST CONSECUTIVE PATS
149 Mike Vanderjagt, 2001-04
146 Adam Vinatieri, 2010-13
125 Mike Vanderjagt, 1998-01
103 Lou Michaels, 1964-66
97 Adam Vinatieri, 2007-09
77 Dean Biasucci, 1986-88
73 Cary Blanchard, 1995-97
70 Mike Vanderjagt, 2004-05
62 Jim O'Brien, 1971-72
62 Mike Vanderjagt, 2001-02
56 Toni Linhart, 1975-76

HIGHEST PERCENTAGE (CAREER-50 MIN.)
100.0 Cary Blanchard, 1995-97
99.4 Mike Vanderjagt, 1998-05
98.9 Adam Vinatieri, 2006-13
97.7 Dean Biasucci, 1984, 86-94
97.4 Lou Michaels, 1964-69
97.0 Jim O'Brien, 1970-72
95.2 Steve Myhra, 1957-61
94.7 Steve Mike-Mayer, 1979-80
94.4 Toni Linhart, 1974-79
93.5 Raul Allegre, 1983-85

HIGHEST PERCENTAGE (SEASON-20 ATT.)
100.0 Lou Michaels, 1965
100.0 Jim O'Brien, 1972
100.0 Toni Linhart, 1974
100.0 Dean Biasucci (3), 1987, 92, 94
100.0 Cary Blanchard (3), 1995-97
100.0 Mike Vanderjagt (6), 1998-00, 02-03, 05
100.0 Adam Vinatieri (6) 2006, 08, 10, 11, 12, 13
100.0 Matt Stover, 2009

HIGHEST PERCENTAGE (ROOKIE-SEASON-20 ATT.)
94.7 Jim O'Brien, 1970
92.3 Tom Feamster, 1956
91.7 George Hunt, 1973
91.7 Raul Allegre, 1983
91.3 Buck McPhail, 1953

FIELD GOALS

MOST ATTEMPTS (CAREER)
250 Dean Biasucci, 1984, 86-94
248 Mike Vanderjagt, 1998-05
219 Adam Vinatieri, 2006-13
197 Lou Michaels, 1964-69
116 Toni Linhart, 1974-79
105 Cary Blanchard, 1995-97
94 Jim O'Brien, 1970-72
91 Steve Myhra, 1957-61
81 Bert Rechichar, 1953-59
79 Raul Allegre, 1983-85

MOST ATTEMPTS (SEASON)
41 Cary Blanchard, 1997
40 Adam Vinatieri, 2013
40 Cary Blanchard, 1996
39 Steve Myhra, 1961
39 Jim Martin, 1963
39 Lou Michaels, 1966
38 Mike Vanderjagt, 1999
37 Lou Michaels, 1967
37 Mike Vanderjagt, 2003
35 Lou Michaels, 1964
35 Raul Allegre, 1983

MOST ATTEMPTS (ROOKIE)
35 Raul Allegre, 1983
34 Jim O'Brien, 1970

MOST ATTEMPTS (GAME)
6 Toni Linhart vs. NYJ, Nov. 28, 1976

6 Raul Allegre at Phil, Oct. 30, 1983
6 Dean Biasucci vs. Mia, Sept. 25, 1988

MOST ATTEMPTS (ROOKIE-GAME)
6 Raul Allegre at Phil, Oct. 30, 1983
5 Jim O'Brien vs. Phil, Dec. 6, 1970
5 Raul Allegre at Den, Nov. 11, 1983
4 (5 times) Last: Raul Allegre vs. Chi, Sept. 25, 1983

MOST (CAREER)
217 Mike Vanderjagt, 1998-05
185 Adam Vinatieri, 2006-13
176 Dean Biasucci, 1984, 86-94
107 Lou Michaels, 1964-69
87 Cary Blanchard, 1995-97
70 Toni Linhart, 1974-79
57 Raul Allegre, 1983-85
52 Jim O'Brien, 1970-72
44 Steve Myhra, 1957-61

MOST (SEASON-16 MIN.)
37 Mike Vanderjagt, 2003
36 Cary Blanchard, 1996
35 Adam Vinatieri, 2013
34 Mike Vanderjagt, 1999
32 Cary Blanchard, 1997
30 Raul Allegre, 1983
28 Mike Vanderjagt, 2001
27 Mike Vanderjagt, 1998
26 Dean Biasucci, 1993
26 Adam Vinatieri, 2010
26 Adam Vinatieri, 2012
25 Dean Biasucci, 1988
25 Mike Vanderjagt, 2000
25 Adam Vinatieri, 2006

MOST (ROOKIE)
30 Raul Allegre, 1983
19 Jim O'Brien, 1970
16 George Hunt, 1973

MOST (GAME)
5 Lou Michaels vs. S.F., Sept. 25, 1966
5 Raul Allegre at Phil, Oct. 30, 1983
5 Dean Biasucci vs. Mia, Sept. 25, 1988
5 Cary Blanchard at Buf, Sept. 21, 1997
5 Mike Vanderjagt vs. Den, Jan 6, 2002
5 Mike Vanderjagt vs. Balt, Oct. 13, 2002
5 Mike Vanderjagt at Ten, Dec. 7, 2003
5 Adam Vinatieri vs. Ten, Dec. 1, 2013

MOST (ROOKIE-GAME)
5 Raul Allegre at Phil, Oct. 30, 1983
4 Raul Allegre at Den, Dec. 11, 1983
3 Jim O'Brien at S.D., Sept. 20, 1970
3 Jim O'Brien at NYJ, Oct. 18, 1970
3 Jim O'Brien vs. Phil, Dec. 6, 1970
3 George Hunt at N.E., Oct. 7, 1973
3 George Hunt at Det, Oct. 21, 1973
3 Raul Allegre at N.E., Sept. 4, 1983
3 Raul Allegre at Buf, Sept. 18, 1983
3 Raul Allegre vs. Chi, Sept. 25, 1983

HIGHEST PERCENTAGE (CAREER-30 MIN.)
87.5 Mike Vanderjagt, 1998-05
84.5 Adam Vinatieri, 2006-13
82.9 Cary Blanchard, 1995-97
72.2 Raul Allegre, 1983-85
70.4 Dean Biasucci, 1984, 86-94
61.5 Jim Martin, 1963
60.5 Toni Linhart, 1974-79
55.3 Jim O'Brien, 1970-72
54.0 Lou Michaels, 1964-69

HIGHEST PERCENTAGE (SEASON-20 MIN.)
100.0 Mike Vanderjagt, 2003
92.9 Adam Vinatieri, 2010
92.0 Mike Vanderjagt, 2005
90.0 Cary Blanchard, 1996
89.5 Mike Vanderjagt, 1999
89.3 Adam Vinatieri, 2006
88.9 Dean Biasucci, 1987
87.5 Adam Vinatieri, 2013
87.1 Mike Vanderjagt, 1998
85.7 Raul Allegre, 1983
85.2 Adam Vinatieri, 2011
83.9 Dean Biasucci, 1993

HIGHEST PERCENTAGE (ROOKIE-20 MIN.)
85.7 Raul Allegre, 1983
57.1 George Hunt, 1973
55.9 Jim O'Brien, 1970

HIGHEST PERCENTAGE (GAME-5 MIN.)
100.0 Lou Michaels vs. S.F., Sept. 25, 1966
100.0 Cary Blanchard at Buf, Sept. 21, 1997
100.0 Mike Vanderjagt vs. Den, Jan. 6, 2002
100.0 Mike Vanderjagt at Ten, Dec. 7, 2003
100.0 Adam Vinatieri vs. Ten, Dec. 1, 2013

MOST CONSECUTIVE SUCCESSFUL FGS
42 Mike Vanderjagt, G15-16, 2002/G1, 2004
28 Mike Vanderjagt, G7-16, 1999/G1-2000
17 Adam Vinatieri, G6-16, 2010
16 Mike Vanderjagt, G2-11, 2000
16 Mike Vanderjagt, G6-15, 2005
15 Adam Vinatieri, G1-2, 6-8, 2006
13 Cary Blanchard, G8-12, 1996
13 Cary Blanchard, G1-6, 1997
12 Adam Vinatieri, G12-16,2006/G2,2007
11 Jim O'Brien, G1-5, 1971
11 Adam Vinatieri, G4-7, 2013
10 (4 times) Last: Adam Vinatieri, G8-12, 2008

MOST CONSECUTIVE GAMES SCORING FIELD GOALS
23 Mike Vanderjagt, G15-16, 2002/G1-4,6, 2004
21 Cary Blanchard, G3-1996/G7-1997
21 Mike Vanderjagt, G3-16, 1999/G7-2000
18 Dean Biasucci, G8-1988/G9-1989
14 Adam Vinatieri, G11-16,2006/G8,2007
12 Toni Linhart, G3-14, 1977
11 Lou Michaels, G13-1965/G9-1966

LONGEST FIELD GOAL
58 Dan Miller at S.D., Dec. 26, 1982
56 Bert Rechichar vs. Chi, Sept. 27, 1953
55 Raul Allegre at Den, Dec. 11, 1983
55 Dean Biasucci at Den, Oct. 15, 1989
55 Dean Biasucci at Mia, Dec. 30, 1990
54 Raul Allegre vs. S.D., Nov. 4, 1984
54 Dean Biasucci at N.E., Nov. 11, 1990
54 Dean Biasucci at Sea, Sept. 29, 1991
54 Mike Vanderjagt at Den, Nov. 24, 2002
53 Lou Michaels vs. Dal, Dec. 3, 1967
53 Raul Allegre at Cin, Oct. 2, 1983
53 Dean Biasucci vs. Chi, Sept. 11, 1988
53 Dean Biasucci at Cin, Sept. 12, 1993
53 Mike Vanderjagt at Balt, Nov. 29, 1998
53 Mike Vanderjagt at Mia, Dec. 5, 1999
53 Adam Vinatieri vs. KC, Oct. 9, 2011
53 Adam Vinatieri vs. Min, Sept. 16, 2012
53 Adam Vinatieri vs. Ten, Dec. 9, 2012

LONGEST FIELD GOAL (ROOKIE)
58 Dan Miller at S.D., Dec. 26, 1982
55 Raul Allegre at Den, Dec. 11, 1983
53 Raul Allegre at Cin, Oct. 2, 1983
50 Dean Biasucci vs. StL, Sept. 16, 1984
48 Jim O'Brien vs. Bos, Oct. 25, 1970

MOST 50+ FIELD GOALS (CAREER)
18 Dean Biasucci, 1984, 86-94
14 Mike Vanderjagt, 1998-05
12 Adam Vinatieri, 2006-13
7 Raul Allegre, 1983-85
7 Cary Blanchard, 1995-97
4 Bert Rechichar, 1953-59
3 Lou Michaels, 1964-69
2 Dan Miller, 1982
1 Martin/Myhra/O'Brien

MOST 50+ FIELD GOALS (SEASON)
6 Dean Biasucci, 1988
6 Mike Vanderjagt, 1998
5 Cary Blanchard, 1996
4 Raul Allegre, 1983
4 Adam Vinatieri, 2012
4 Adam Vinatieri, 2013
3 Raul Allegre, 1984
3 Mike Vanderjagt, 2001
3 Mike Vanderjagt, 2002

MOST 50+ FIELD GOALS (GAME)
2 Dean Biasucci vs. Mia, Sept. 25, 1988
2 Mike Vanderjagt at Den, Nov. 24, 2002
2 Adam Vinatieri at S.D., Oct. 14, 2013

MOST SEASONS 50+ FIELD GOALS
10 Dean Biasucci, 1984, 86-94
5 Mike Vanderjagt, 1998-99, 01-03
3 Cary Blanchard, 1995-97
2 Rechichar/Michaels/Allegre

MOST CONSC. SEASONS 50+ FGS
10 Dean Biasucci, 1984, 86-94
3 Cary Blanchard, 1995-97
3 Mike Vanderjagt, 2001-03
2 Raul Allegre, 1983-84
2 Mike Vanderjagt, 1998-99

MOST CONSC. SUCCESSFUL 50+ FIELD GOALS
6 Cary Blanchard, 1995-96
5 Mike Vanderjagt, 2001-03
4 Raul Allegre, 1983
3 Dean Biasucci, 1986-87
3 Dean Biasucci, 1988
3 Mike Vanderjagt, 1998 (twice)

RUSHING

MOST ATTEMPTS (CAREER)
2188 Edgerrin James, 1999-05
1391 Lydell Mitchell, 1972-77
1389 Marshall Faulk, 1994-98
1258 Eric Dickerson, 1987-91
1200 Tom Matte, 1961-72
1095 Joseph Addai, 2006-11
1069 Lenny Moore, 1956-67
990 Randy McMillan, 1981-86
964 Alan Ameche, 1955-60
800 Curtis Dickey, 1980-85

MOST ATTEMPTS (SEASON)
388 Eric Dickerson, 1988
387 Edgerrin James, 2000
369 Edgerrin James, 1999
360 Edgerrin James, 2005
334 Edgerrin James, 2004
324 Marshall Faulk, 1998
314 Eric Dickerson, 1989
314 Marshall Faulk, 1994
310 Edgerrin James, 2003
301 Lydell Mitchell, 1977

MOST ATTEMPTS (ROOKIE)
369 Edgerrin James, 1999
314 Marshall Faulk, 1994
233 Dominic Rhodes, 2001

226 Joseph Addai, 2006
213 Alan Ameche, 1955
211 Vick Ballard, 2012

MOST ATTEMPTS (GAME)
40 Lydell Mitchell at NYJ, Oct. 20, 1974
38 Edgerrin James at Sea, Oct. 15, 2000
36 Eric Dickerson vs. Buf, Dec. 18, 1988
36 Edgerrin James vs. NYJ, Nov. 16, 2003
35 Lydell Mitchell vs. Mia, Dec. 9, 1973
35 Eric Dickerson vs. S.D., Nov. 8, 1987
34 Lydell Mitchell vs. N.E., Dec. 16, 1973
34 Lydell Mitchell vs. N.E., Dec. 21, 1975
34 Dominic Rhodes at Buf, Nov. 4, 2001
34 Edgerrin James at N.E., Nov. 7, 2005
33 Lydell Mitchell at Atl, Nov. 17, 1974
33 Lydell Mitchell vs. Mia, Oct. 10, 1976
33 Eric Dickerson vs. T.B., Dec. 27, 1987

MOST ATTEMPTS (ROOKIE-GAME)
34 Dominic Rhodes at Buf, Nov. 4, 2001
32 Edgerrin James at N.E., Sept. 19, 1999
31 Dominic Rhodes vs. Den, Jan 6, 2002
29 Dominic Rhodes vs. Atl, Dec. 16, 2001
28 Rodney Culver at N.E., Dec. 6, 1992
28 Edgerrin James at Cle, Dec. 26, 1999
28 James Mungro at Phil, Nov. 10, 2002
27 Vick Ballard vs. Hou, Dec. 30, 2012

MOST SEASONS LEADING TEAM
6 Edgerrin James, 1999-00, 02-05
5 Alan Ameche, 1955-59
5 Tom Matte, 1963, 67-69, 71
5 Lydell Mitchell, 1973-77
5 Eric Dickerson, 1987-91
5 Marshall Faulk, 1994-98
4 Randy McMillan, 1982, 84-86
4 Joseph Addai, 2006-09
3 Lenny Moore, 1960, 62, 64
3 Curtis Dickey, 1980-81, 83

MOST CONSC. SEASONS LEADING TEAM
5 Alan Ameche, 1955-59
5 Lydell Mitchell, 1973-77
5 Eric Dickerson, 1987-91
5 Marshall Faulk, 1994-98
4 Edgerrin James, 2002-05
4 Joseph Addai, 2006-09
3 Tom Matte, 1967-69
3 Randy McMillan, 1984-86
2 Curtis Dickey, 1980-81
2 Edgerrin James, 1999-00
2 Donald Brown, 2010-11

MOST SEASONS 100+ ATTEMPTS
7 Edgerrin James, 1999-05
6 Randy McMillan, 1981-86
6 Joseph Addai, 2006-11
5 Alan Ameche, 1955-59
5 Tom Matte, 1963, 67-69, 71
5 Lydell Mitchell, 1973-77
5 Eric Dickerson, 1987-91
5 Marshall Faulk, 1994-98
4 Curtis Dickey, 1980-81, 83-84

MOST CONSC. SEASONS 100+ ATTEMPTS
7 Edgerrin James, 1999-05
6 Randy McMillan, 1981-86
6 Joseph Addai, 2006-11
5 Alan Ameche, 1955-59
5 Lydell Mitchell, 1973-77
5 Eric Dickerson, 1987-91
5 Marshall Faulk, 1994-98

MOST GAMES WITH ATTEMPTS (CAREER)
164 John Unitas, 1956-72
143 Peyton Manning, 1998-11
134 Lenny Moore, 1956-67
127 Tom Matte, 1961-72
126 Don McCauley, 1971-81

MOST YARDS (CAREER)
9226 Edgerrin James, 1999-05
5487 Lydell Mitchell, 1972-77
5320 Marshall Faulk, 1994-98
5194 Eric Dickerson, 1987-91
5174 Lenny Moore, 1956-67
4646 Tom Matte, 1961-72
4045 Alan Ameche, 1955-60
4453 Joseph Addai, 2006-11
3876 Randy McMillan, 1981-86
3490 Curtis Dickey, 1980-85

MOST YARDS (SEASON)
1709 Edgerrin James, 2000
1659 Eric Dickerson, 1988
1553 Edgerrin James, 1999
1548 Edgerrin James, 2004
1506 Edgerrin James, 2005
1319 Marshall Faulk, 1998
1311 Eric Dickerson, 1989
1282 Marshall Faulk, 1994
1259 Edgerrin James, 2003
1200 Lydell Mitchell, 1976
1193 Lydell Mitchell, 1975
1159 Lydell Mitchell, 1977
1122 Curtis Dickey, 1983
1104 Dominic Rhodes, 2001
1081 Joseph Addai, 2006
1078 Marshall Faulk, 1995
1072 Joseph Addai, 2007
1054 Marshall Faulk, 1997
1011 Eric Dickerson, 1987

MOST YARDS (ROOKIE)
1553 Edgerrin James, 1999
1282 Marshall Faulk, 1994
1104 Dominic Rhodes, 2001
1081 Joseph Addai, 2006
961 Alan Ameche, 1955
814 Vick Ballard, 2012

MOST YARDS (GAME)
219 Edgerrin James at Sea, Oct. 15, 2000
204 Edgerrin James at Chi, Nov. 21, 2004
198 Norm Bulaich, vs. NYJ, Sept. 19, 1971
196 Eric Dickerson vs. T.B., Dec. 27, 1987
194 Alan Ameche vs. Chi, Sept. 25, 1955
192 Marshall Faulk at Balt, Nov. 29, 1998
185 Lenny Moore vs. G.B., Oct. 28, 1956
178 Lydell Mitchell vs. K.C., Nov. 30, 1975
177 Marshall Faulk vs. St.L. Rams, Oct. 1, 1995
177 Dominic Rhodes vs. Atl, Dec. 16, 2001

MOST YARDS (ROOKIE-GAME 150+ YARDS)
194 Alan Ameche vs. Chi, Sept. 25, 1955
185 Lenny Moore vs. G.B., Oct. 28, 1956
177 Dominic Rhodes vs. Atl, Dec. 16, 2001
171 Joseph Addai, vs. Phil, Nov. 26, 2006
153 Alan Ameche vs. Det, Oct. 1, 1955

MOST SEASONS LEADING TEAM
6 Edgerrin James, 1999-00, 02-05
5 Alan Ameche, 1955-59
5 Lydell Mitchell, 1973-77
5 Eric Dickerson, 1987-91
5 Marshall Faulk, 1994-98
4 Tom Matte, 1963, 67-69
4 Randy McMillan, 1982, 84-86
4 Joseph Addai, 2006-09
3 Lenny Moore, 1960, 62, 64
3 Curtis Dickey, 1980-81, 83

MOST CONSC. SEASONS LEADING TEAM
5 Alan Ameche, 1955-59
5 Lydell Mitchell, 1973-77
5 Eric Dickerson, 1987-91
5 Marshall Faulk, 1994-98
4 Edgerrin James, 2002-05
4 Joseph Addai, 2006-09
3 Tom Matte, 1967-69
3 Randy McMillan, 1984-86

MOST 100+ GAMES (CAREER)
49 Edgerrin James, 1999-05
24 Eric Dickerson, 1987-91
16 Lydell Mitchell, 1972-77
14 Marshall Faulk, 1994-98
8 Joseph Addai, 2006-11
7 Alan Ameche, 1955-60
6 Lenny Moore, 1956-67
6 Curtis Dickey, 1980-85
6 Randy McMillan, 1981-86

MOST 100+ GAMES (SEASON)
10 Edgerrin James, 1999
9 Edgerrin James, 2000
9 Edgerrin James, 2005
8 Eric Dickerson, 1988
8 Edgerrin James, 2004
6 Eric Dickerson, 1987
6 Eric Dickerson, 1989
6 Edgerrin James, 2003
5 Lydell Mitchell, 1975
5 Edgerrin James, 2001
5 Dominic Rhodes, 2001

MOST 100+ GAMES (ROOKIE)
10 Edgerrin James, 1999
5 Dominic Rhodes, 2001
4 Marshall Faulk, 1994
3 Alan Ameche, 1955
2 Lenny Moore, 1956
2 Roosevelt Potts, 1993
2 Joseph Addai, 2006

MOST CONSC. 100+ GAMES
5 Edgerrin James, G14-16, 2000/G2, 2001
5 Edgerrin James, G5-9, 2005
4 Eric Dickerson, G8-11, 1987
4 Edgerrin James, G7-10, 1999
4 Edgerrin James, G10-13, 2004
3 Lydell Mitchell, G10-12, 1975
3 Eric Dickerson, G14-15-1987/G1-1988
3 Eric Dickerson, G3-5, 1988
3 Eric Dickerson, G16-1988/G2-1989
3 Edgerrin James, G6-8, 2000
3 Edgerrin James, G4-6, 2001
3 Edgerrin James, G16, 2003/G2, 2004

MOST YARDS TWO RUSHERS (SEASON)
1924 Dickey (1122)/McMillan (802), 1983
1889 Dickerson (1659)/Bentley (230), 1988
1825 James (1709)/Manning (116), 2000
1802 James (1548)/Rhodes (254), 2004
1766 Rhodes (1104)/James (662), 2001

MOST TOUCHDOWNS (CAREER)

64 Edgerrin James, 1999-05
63 Lenny Moore, 1956-67
45 Tom Matte, 1961-72
42 Marshall Faulk, 1994-98
40 Alan Ameche, 1955-60
40 Don McCauley, 1971-81
39 Joseph Addai, 2006-11
32 Eric Dickerson, 1987-91
27 Lydell Mitchell, 1972-77
26 Curtis Dickey, 1980-85

MOST TOUCHDOWNS (SEASON)
16 Lenny Moore, 1964
14 Eric Dickerson, 1988
13 Edgerrin James (3), 1999-00,05
12 Joseph Addai, 2007
11 Tom Matte, 1969
11 Lydell Mitchell, 1975
11 Curtis Dickey, 1980
11 Marshall Faulk (2), 1994-95
11 Edgerrin James, 2003
10 Don McCauley, 1975
10 Joseph Addai, 2009

MOST TOUCHDOWNS (ROOKIE)
13 Edgerrin James, 1999
11 Curtis Dickey, 1980
11 Marshall Faulk, 1994
9 Alan Ameche, 1955
9 Dominic Rhodes, 2001

MOST TOUCHDOWNS (GAME)
4 Eric Dickerson vs. Den, Oct. 31, 1988
4 Joseph Addai vs. Phil, Nov. 26, 2006
3 Alan Ameche at G.B., Oct. 13, 1957
3 Lenny Moore vs. LA Rams, Oct. 16, 1960
3 Tom Matte vs. Wash, Nov. 2, 1969
3 Don McCauley at Mia, Nov. 23, 1975
3 Randy McMillan vs. N.E., Dec. 1, 1985
3 Marshall Faulk vs. Hou, Sept. 4, 1994
3 Marshall Faulk vs. St.L Rams, Oct. 1, 1995
3 Edgerrin James at Cle, Dec. 26, 1999
3 Edgerrin James at Sea, Oct. 15, 2000
3 Edgerrin James vs. Buf, Dec. 11, 2000
3 Edgerrin James vs. NYJ, Nov. 16, 2003
3 Edgerrin James vs. St.L Rams, Oct. 17, 2005

MOST TOUCHDOWNS (ROOKIE-GAME)
4 Joseph Addai vs. Phil, Nov. 26, 2006
3 Marshall Faulk vs. Hou, Sept. 4, 1994
3 Edgerrin James at Cle, Dec. 26, 1999
2 (23 times) Last: Andrew Luck at Jax, Nov. 8, 2012

MOST GAMES WITH TOUCHDOWNS (CAREER)
54 Lenny Moore, 1956-67
44 Edgerrin James, 1999-05
37 Tom Matte, 1961-72
32 Don McCauley, 1971-81
32 Marshall Faulk, 1994-98
31 Alan Ameche, 1955-60
30 Joseph Addai, 2006-11
24 Lydell Mitchell, 1972-77
22 Curtis Dickey, 1980-85
22 Eric Dickerson, 1987-91

MOST GAMES WITH TOUCHDOWNS (SEASON)
12 Lenny Moore, 1964
9 Lydell Mitchell, 1975
9 Eric Dickerson, 1988
9 Edgerrin James (2), 2000,05
9 Joseph Addai (2), 2007,09
8 (6 times) Last: Edgerrin James, 1999

MOST GAMES WITH TOUCHDOWNS (ROOKIE)
8 Alan Ameche, 1955
8 Curtis Dickey, 1980
8 Edgerrin James, 1999
7 Rodney Culver, 1992
7 Marshall Faulk, 1994
7 Dominic Rhodes, 2001

MOST CONSC. GAMES RUSHING TDS
11 Lenny Moore, G8-9-1963/G9, 1964
9 Lydell Mitchell, G8-14-1975/G1, 1976
7 Curtis Dickey, G9-15, 1980
6 Tom Matte, G2-7, 1969
6 Edgerrin James, G5-10, 2005
5 Alan Ameche, G1-5, 1955
5 Edgerrin James, G6-10, 2000
4 Lenny Moore, G3-6, 1956
4 Jerry Hill, G13-14-1964/G1-2, 1965
4 Don McCauley, G3-6, 1976
4 Marshall Faulk, G2, 5-6, 8, 1996
4 James Mungro, G11-14, 2002
4 Edgerrin James, G2-5, 2004
4 Joseph Addai, G1-4, 2007
3 (13 times) Last: Joseph Addai, G8-10, 2009

MOST CONSC. GAMES RUSHING TDS (ROOKIE)
7 Curtis Dickey, G9-15, 1980
5 Alan Ameche, G1-5, 1955
4 Lenny Moore, G3-6, 1956
4 James Mungro, G11-14, 2002
3 (5 times) Last: Dominic Rhodes, G13-15, 2001

MOST SEASONS LEADING TEAM (*tied for lead)
6 Lenny Moore, 1956*,60-61,64, 65*,66*
5 Alan Ameche, 1955,56*,57-59
5 Randy McMillan, 1982*,83-84,86*
5 Marshall Faulk, 1994-98
5 Edgerrin James, 1999-00,03-05
4 Tom Matte, 1967-69,71*
4 Don McCauley, 1973*,76-78
4 Eric Dickerson, 1988-89,90*,91
3 Lydell Mitchell, 1973*,74-75
3 Curtis Dickey, 1980-81,82*
3 Joseph Addai, 2006-07,09

MOST CONSC. SEASONS LEADING TEAM (*tied)
5 Alan Ameche, 1955-59 (56*)
5 Randy McMillan, 1982-86 (82,86*)
5 Marshall Faulk, 1994-98
4 Eric Dickerson, 1988-91 (90*)

HIGHEST AVERAGE (CAREER-300 ATT/4.0)
4.8 Lenny Moore, 1956-67
4.5 Albert Bentley, 1985-91
4.4 Curtis Dickey, 1980-85
4.3 Donald Brown, 2009-13
4.2 Alan Ameche, 1955-60
4.2 Edgerrin James, 1999-05
4.1 Eric Dickerson, 1987-91
4.1 Joseph Addai, 2006-11
4.0 Tony Lorick, 1964-67
4.0 Norm Bulaich, 1970-72
4.0 Dominic Rhodes, 2001-06,08,10

HIGHEST AVERAGE (SEASON-80 ATT)
7.5 Lenny Moore, 1956
7.3 Lenny Moore, 1958
7.0 Lenny Moore, 1961
5.3 Donald Brown, 2013
5.2 George Wonsley, 1985
5.1 Tony Lorick, 1964
5.0 Lenny Moore, 1957
4.9 Norm Bulaich, 1971
4.8 Alan Ameche, 1956
4.8 Curtis Dickey, 1981
4.8 Joseph Addai, 2006
4.8 Donald Brown, 2011

HIGHEST AVERAGE (ROOKIE-80 ATT, 4.5+)
7.5 Lenny Moore, 1956
5.1 Tony Lorick, 1964
4.8 Joseph Addai, 2006
4.7 Dominic Rhodes, 2001
4.5 Curtis Dickey, 1980
4.5 Alan Ameche, 1955

HIGHEST AVERAGE (GAME-10 ATT) *ROOKIE
14.2 *Lenny Moore vs. G.B., Oct. 28, 1956
11.3 Lenny Moore at Det, Oct. 19, 1958
11.3 Marshall Faulk at Balt, Nov. 29, 1998
10.9 *Lenny Moore at Cle, Nov. 11, 1956
10.1 Donald Brown vs. Ten, Dec. 18, 2011
9.6 Curtis Dickey at Den, Sept. 20, 1981
9.3 *Ron Lee vs. Hou, Nov. 1, 1976
9.3 Marshall Faulk vs. StL. Rams, Oct. 1, 1995
9.2 *Alan Ameche vs. Chi, Sept. 25, 1955
9.2 Tom Matte vs. LA Rams, Dec. 15, 1963
9.2 Donald Brown vs. Jax, Dec. 19, 2010
9.1 *Randy McMillan at N.E., Sept. 6, 1981

LONGEST RUSHES (*denotes ROOKIE)
80t Tom Matte vs. StL., Oct. 12, 1964
80t Donald Brown vs. Ten, Dec. 18, 2011
79t *Alan Ameche vs. Chi, Sept. 25, 1955
79t *Lenny Moore vs. G.B., Oct. 28, 1956
77t *Dominic Rhodes at K.C., Oct. 25, 2001
73t Lenny Moore vs. S.F., Nov. 30, 1958
72t *Lenny Moore vs. G.B., Oct. 28, 1956
72t *Edgerrin James at NYG, Nov. 14, 1999
70t *Lenny Moore at Cle, Nov. 11, 1956
70t Lydell Mitchell vs. K.C., Nov. 30, 1975
70t Albert Bentley at LA Raid, Dec. 21, 1986
69t *Ron Lee vs. Hou, Nov. 1, 1976
68t Marshall Faulk at Balt, Nov. 29, 1998
67t Norm Bulaich vs. NYJ, Sept. 19, 1971
67t Curtis Dickey vs. Dal, Dec. 6, 1981
67t *Owen Gill vs. Hou, Dec. 22, 1985

PASSING

MOST ATTEMPTS (CAREER)
7210 Peyton Manning, 1998-11
5110 John Unitas, 1956-72
2464 Bert Jones, 1973-81
1536 Jack Trudeau, 1986-93
1532 Jeff George, 1990-93
1230 Jim Harbaugh, 1994-97
1197 Andrew Luck, 2012-13
1154 Mike Pagel, 1982-85
676 Earl Morrall, 1968-71
576 Marty Domres, 1972-75
533 Greg Landry, 1979-81

MOST ATTEMPTS (SEASON)
679 Peyton Manning, 2010
627 Andrew Luck, 2012
591 Peyton Manning, 2002
575 Peyton Manning, 1998
571 Peyton Manning (2), 2000,09
570 Andrew Luck, 2013
566 Peyton Manning, 2003
557 Peyton Manning, 2006
555 Peyton Manning, 2008
547 Peyton Manning, 2001
533 Peyton Manning, 1999
515 Peyton Manning, 2007

MOST ATTEMPTS (ROOKIE)
627 Andrew Luck, 2012*
575 Peyton Manning, 1998
417 Jack Trudeau, 1986
334 Jeff George, 1990
237 George Shaw, 1955
233 Chris Chandler, 1988

MOST ATTEMPTS (GAME)
59 Jeff George at Was, Nov. 7, 1993
57 Jack Trudeau at NYJ, Nov. 16, 1986
57 Peyton Manning at Hou, Sept. 12, 2010
56 Peyton Manning at S.D., Nov. 11, 2007
55 Andrew Luck vs. G.B., Oct. 7, 2012
54 Peyton Manning at S.D., Sept. 26, 1999
54 Peyton Manning at NE, Oct. 8, 2000
54 Andrew Luck at Det, Dec. 2, 2012
53 Bert Jones vs. NYJ, Dec. 15, 1974
53 Jack Trudeau vs. NYJ, Sept. 28, 1986
52 Peyton Manning vs. N.E., Nov. 1, 1998
52 Peyton Manning at N.E., Nov. 21, 2010
51 Peyton Manning at NYJ, Dec. 3, 2000
51 Peyton Manning vs. S.F., Nov. 25, 2001
51 Peyton Manning at Phil, Nov. 7, 2010
50 Peyton Manning vs. Ten, Nov. 3, 2002
50 Peyton Manning at Jax, Dec. 10, 2006
50 Peyton Manning vs. Hou, Nov. 8, 2009
50 Andrew Luck at N.E., Nov. 18, 2012

MOST ATTEMPTS (ROOKIE-GAME)
57 Jack Trudeau at NYJ, Nov. 16, 1986
55 Andrew Luck vs. G.B., Oct. 7, 2012
54 Andrew Luck at Det., Dec. 2, 2012
53 Jack Trudeau vs. NYJ, Sept. 28, 1986
52 Peyton Manning vs. N.E., Nov. 1, 1998
50 Andrew Luck at N.E., Nov. 18, 2012
44 Jack Trudeau vs. N.O., Oct. 12, 1986
44 Peyton Manning at NYJ, Sept. 20, 1998
44 Peyton Manning vs. NYJ, Nov. 15, 1998

MOST SEASONS LEADING TEAM (ATT/COMP)
15 John Unitas, 1956-67, 69-71
13 Peyton Manning, 1998-10
6 Bert Jones, 1974-77, 80-81
4 Mike Pagel, 1982-85
4 Jeff George, 1990-93
4 Jim Harbaugh, 1994-97

MOST CONSC. SEASONS LEADING TEAM (ATT/COMP)
13 Peyton Manning, 1998-10
12 John Unitas, 1956-67
4 Bert Jones, 1974-77
4 Mike Pagel, 1982-85
4 Jeff George, 1990-93
4 Jim Harbaugh, 1994-97

MOST 40+ ATTEMPT GAMES
59 Peyton Manning, 1998-11
11 Andrew Luck, 2012-13
9 Jack Trudeau, 1986-93
8 John Unitas, 1956-72
8 Bert Jones, 1973-81
8 Jeff George, 1990-93
5 Jim Harbaugh, 1994-97
2 Greg Landry, 1979-81
2 Dan Orlovsky, 2011
1 Domres/Hogeboom/Justin/Painter

MOST SEASONS 200+ ATTEMPTS
13 John Unitas, 1957-67, 69-70
13 Peyton Manning, 1998-10
6 Bert Jones, 1974-77, 80-81
4 Mike Pagel, 1982-85
4 Jeff George, 1990-93
4 Jim Harbaugh, 1994-97
3 Jack Trudeau, 1986-87, 89

CONSC. SEASONS 200+ ATTEMPTS
13 Peyton Manning, 1998-10
11 John Unitas, 1957-67
4 Bert Jones, 1974-77
4 Mike Pagel, 1982-85
4 Jeff George, 1990-93
4 Jim Harbaugh, 1994-97

MOST GAMES WITH ATTEMPTS (CAREER)
208 Peyton Manning, 1998-11
202 John Unitas, 1956-72
97 Bert Jones, 1973-81
61 Jack Trudeau, 1986-93
52 Jim Harbaugh, 1994-97

MOST COMPLETIONS (CAREER)
4682 Peyton Manning, 1998-11
2796 John Unitas, 1956-72
1382 Bert Jones, 1973-81
874 Jeff George, 1990-93
812 Jack Trudeau, 1986-93
746 Jim Harbaugh, 1994-97
682 Andrew Luck, 2012-13
587 Mike Pagel, 1982-85
363 Earl Morrall, 1968-71
308 Greg Landry, 1979-81
293 Marty Domres, 1972-75

MOST COMPLETIONS (SEASON)
450 Peyton Manning, 2010
393 Peyton Manning, 2009
392 Peyton Manning, 2002
379 Peyton Manning, 2003
371 Peyton Manning, 2008
362 Peyton Manning, 2006
357 Peyton Manning, 2000
343 Andrew Luck, 2013
343 Peyton Manning, 2001
339 Andrew Luck, 2012
337 Peyton Manning, 2007
336 Peyton Manning, 2004

MOST COMPLETIONS (ROOKIE)
339 Andrew Luck, 2012
326 Peyton Manning, 1998
204 Jack Trudeau, 1986
181 Jeff George, 1990
129 Chris Chandler, 1988
119 George Shaw, 1955
111 Mike Pagel, 1982

MOST COMPLETIONS (GAME)
40 Peyton Manning at Hou, Sept. 12, 2010
38 Peyton Manning at N.E., Nov. 21, 2010
37 Jeff George at Was, Nov. 7, 1993
37 Peyton Manning vs. Ten, Nov. 3, 2002
36 Bert Jones vs. NYJ, Dec. 15, 1974
36 Peyton Manning at Ten, Oct. 11, 2009
36 Peyton Manning vs. Dal, Dec. 5, 2010
34 Peyton Manning at T.B., Oct. 6, 2003
34 Peyton Manning at S.D., Nov. 11, 2007
34 Peyton Manning vs. Hou, Nov. 8, 2009
33 Peyton Manning vs. Oak, Sept. 10, 2000
33 Peyton Manning at Jax, Oct. 3, 2010
32 Peyton Manning at Pit, Oct. 21, 2002
32 Peyton Manning at Den, Oct. 29, 2006
32 Peyton Manning at S.D., Nov. 23, 2008
31 (7 times) Last: Andrew Luck vs. G.B., Oct. 7, 2012
30 (9 times) Last: Andrew Luck vs. Mia, Nov. 21, 2012

MOST COMPLETIONS (ROOKIE-GAME)
31 Andrew Luck vs. G.B., Oct. 7, 2012
30 Peyton Manning vs. N.E., Nov. 1, 1998
30 Andrew Luck vs. Mia, Nov. 4, 2012
27 Jack Trudeau at NYJ, Nov. 16, 1986
27 Peyton Manning at Balt, Nov. 29, 1998
27 Andrew Luck at N.E., Nov. 18, 2012
26 Peyton Manning vs. NYJ, Nov. 15, 1998
26 Andrew Luck at Ten, Oct. 28, 2012
24 Jack Trudeau vs. N.O., Oct. 12, 1986
24 Andrew Luck at Det, Dec. 2, 2012

MOST CONSECUTIVE COMPLETIONS
23 Peyton Manning vs. Det/at Jax, Dec. 14 - Dec. 18, 2008
17 Bert Jones vs. NYJ, Dec. 15, 1974
17 Peyton Manning vs. Cle/at Ten, Sept. 25 - Oct. 2, 2005
17 Peyton Manning vs. Den/at Jax, Dec. 13-Dec. 17, 2009
16 Peyton Manning at Ten, Oct. 11, 2009
15 Peyton Manning vs. StL./at Hou, Oct. 17 - Oct. 23, 2005

MOST GAMES WITH COMPLETIONS (CAREER)
208 Peyton Manning, 1998-11
200 John Unitas, 1956-72
96 Bert Jones, 1973-81
61 Jack Trudeau, 1986-93
52 Jim Harbaugh, 1994-97

MOST GAMES 20+ COMPLETIONS (CAREER)
153 Peyton Manning, 1998-11
33 John Unitas, 1956-72
20 Bert Jones, 1973-81
19 Andrew Luck, 2012-13
17 Jeff George, 1990-93
13 Jack Trudeau, 1986-93

MOST CONSC. GAMES 20+ COMPLETIONS
14 Peyton Manning, G1-14, 2010
12 Peyton Manning, G3-14, 2003
12 Peyton Manning, G3-14, 2009
7 Peyton Manning, G15-16-2000/ G1-5-2001
7 Peyton Manning, G2-8, 2002
7 Peyton Manning, G4-10, 2005
7 Peyton Manning, G4-10, 2006
6 Peyton Manning, G6-11, 2008
5 (5 times) Last: Andrew Luck, G1-5, 2012

MOST SEASONS 150+ COMPLETIONS
13 Peyton Manning, 1998-11
12 John Unitas, 1959-67,69-70
5 Bert Jones, 1975-77,80-81
4 Jeff George, 1990-93
3 Jim Harbaugh, 1995-97

CONSC. SEASONS 150+ COMPLETIONS
13 Peyton Manning, 1998-10
9 John Unitas, 1959-67
4 Jeff George, 1990-93
3 Bert Jones, 1975-77
3 Jim Harbaugh, 1995-97

HIGHEST PERCENTAGE (CAREER-1000 ATT)
64.9 Peyton Manning, 1998-11
60.7 Jim Harbaugh, 1994-97
57.0 Jeff George, 1990-93
57.0 Andrew Luck, 2012-13
56.1 Bert Jones, 1973-81
54.7 John Unitas, 1956-72

HIGHEST PERCENTAGE (GAME-15 ATT)
87.5 Peyton Manning vs. Ten, Dec. 30, 2007 (14-16)
85.3 Peyton Manning at Jax, Dec. 18, 2008 (29-34)
85.0 John Unitas at Atl, Nov. 12, 1967

(17-20)
84.2 John Unitas vs. Mia, Dec. 11, 1971 (16-19)
83.3 Peyton Manning vs. Atl, Dec. 14, 2003 (25-30)
82.6 Peyton Manning vs. Cle, Sept. 25, 2005 (19-23)
82.1 Peyton Manning at Det, Nov. 25, 2004 (23-28)
82.1 Peyton Manning at Den, Oct. 29, 2006 (32-39)
81.8 Jim Harbaugh at Buf, Oct, 16, 1994 (18-22)
81.8 Peyton Manning at Ten, Oct. 11, 2009 (36-44)
81.3 Peyton Manning vs. Cin, Dec. 7, 2008 (26-32)
81.1 Dan Orlovsky at N.E., Dec. 4, 2011 (30-37)
80.6 Peyton Manning vs. Cin, Dec. 18, 2006 (29-36)
80.0 (4 times) Last: Peyton Manning vs. Hou, Dec. 23, 2007 (28-35)

HIGHEST PERCENTAGE (ROOKIE-GAME-20 ATT)
75.0 John Unitas vs. LA Rams, Nov. 25, 1956 (18-24)
70.4 Peyton Manning at Atl, Dec. 6, 1998 (19-27)
69.2 Andrew Luck at Jax, Nov. 8, 2012 (18-26)
68.4 Andrew Luck at Ten, Oct 28, 2012 (26-38)
68.2 George Shaw at LA Rams, Dec. 5, 1955 (15-22)
68.0 Mike Pagel at S.D., Dec. 26, 1982 (17-25)
67.7 Jeff George at Cin, Nov. 25, 1990 (21-31)

HIGHEST PERCENTAGE (SEASON-200 ATT)
68.8 Peyton Manning, 2009
67.6 Peyton Manning, 2004
67.3 Peyton Manning, 2005
67.0 Peyton Manning, 2003
66.8 Peyton Manning, 2008
66.3 Peyton Manning, 2002,10
65.4 Peyton Manning, 2007
65.0 Peyton Manning, 2006
63.7 Jim Harbaugh, 1995
62.7 Peyton Manning, 2001

HIGHEST PERCENTAGE (ROOKIE-SEASON-100 ATT)
56.7 Peyton Manning, 1998
55.6 John Unitas, 1956
55.4 Chris Chandler, 1988
54.2 Jeff George, 1990
54.1 Andrew Luck, 2012
50.2 Mike Pagel, 1982
50.2 George Shaw, 1955

MOST YARDS (CAREER)
54828 Peyton Manning, 1998-11
39768 John Unitas, 1956-72
17663 Bert Jones, 1973-81
9647 Jack Trudeau, 1986-93
9551 Jeff George, 1990-93
8705 Jim Harbaugh, 1994-97
8196 Andrew Luck, 2012-13
7474 Mike Pagel, 1982-85
5666 Earl Morrall, 1968-71
3471 Marty Domres, 1972-75
3402 Greg Landry, 1979-81

MOST YARDS (SEASON)
4700 Peyton Manning, 2010
4557 Peyton Manning, 2004
4500 Peyton Manning, 2009
4413 Peyton Manning, 2000
4374 Andrew Luck, 2012
4397 Peyton Manning, 2006
4267 Peyton Manning, 2003
4200 Peyton Manning, 2002
4135 Peyton Manning, 1999
4131 Peyton Manning, 2001
4040 Peyton Manning, 2007
4002 Peyton Manning, 2008
3822 Andrew Luck, 2013
3747 Peyton Manning, 2005
3739 Peyton Manning, 1998
3481 John Unitas, 1963
3428 John Unitas, 1967
3134 Bert Jones, 1980
3104 Bert Jones, 1976
3099 John Unitas, 1960
3094 Bert Jones, 1981

MOST YARDS (ROOKIE)
4374 Andrew Luck, 2012*
3739 Peyton Manning, 1998
2225 Jack Trudeau, 1986
2152 Jeff George, 1990
1619 Chris Chandler, 1988
1586 George Shaw, 1955

MOST YARDS (GAME)
472 Peyton Manning at K.C., Oct. 31, 2004
440 Peyton Manning vs. Jax, Sept. 25, 2000
433 Peyton Manning at Hou, Sept. 12, 2010
433 Andrew Luck vs. Mia, Nov. 4, 2012
425 Peyton Manning vs. Ten, Dec. 5, 2004
421 Peyton Manning vs. Buf, Sept. 23, 2001
404 Peyton Manning at S.D., Sept. 26, 1999
401 John Unitas vs. Atl, Sept. 17, 1967
401 Peyton Manning vs. NYJ, Nov. 16, 2003
400 Peyton Manning vs. Hou, Sept. 17, 2006

MOST YARDS (ROOKIE-GAME)
433 Andrew Luck vs. Mia, Nov. 4, 2012*
391 Andrew Luck at Det, Dec. 2, 2012
362 Andrew Luck vs. G.B., Oct. 7, 2012
359 Jack Trudeau at NYJ, Nov. 16, 1986
357 Peyton Manning at Balt, Nov. 29, 1998
334 Andrew Luck at N.E., Nov. 18, 2012
335 Peyton Manning at Sea, Dec. 20, 1998
315 Jack Trudeau vs. N.O., Oct. 12, 1986
314 John Unitas at Det, Nov. 18, 1956

MOST SEASONS LEADING TEAM (YDS/TDS)
14 John Unitas, 1956-67,69-70
13 Peyton Manning, 1998-11
6 Bert Jones, 1974-77,80-81
4 Mike Pagel, 1982-85
4 Jeff George, 1990-93
4 Jim Harbaugh, 1994-97

MOST CONSC. SEASONS LEADING TEAM (YDS/TDS)
13 Peyton Manning, 1998-10
12 John Unitas, 1956-67
4 Bert Jones, 1974-77
4 Mike Pagel, 1982-85
4 Jeff George, 1990-93
4 Jim Harbaugh, 1994-97

MOST 2000+ SEASONS
13 John Unitas, 1957-67,69-70
13 Peyton Manning, 1998-11
5 Bert Jones, 1975-77,80-81
3 Jeff George, 1990-91,93
3 Jim Harbaugh, 1995-97
2 Mike Pagel, 1983,85
2 Jack Trudeau, 1986,89
2 Andrew Luck, 2012-13

MOST CONSC. 2000+ SEASONS
13 Peyton Manning, 1998-10
11 John Unitas, 1957-67
3 Bert Jones, 1975-77
3 Jim Harbaugh, 1995-97

MOST 300+ GAMES (CAREER)
63 Peyton Manning, 1998-11
26 John Unitas, 1956-72
9 Andrew Luck, 2012-13
8 Bert Jones, 1973-81
7 Jeff George, 1990-93
5 Jack Trudeau, 1986-93
2 Earl Morrall, 1968-71
2 Jim Harbaugh, 1994-97
1 Landry/Hogeboom/Justin/Orlovsky

MOST 300+ GAMES (SEASON)
9 Peyton Manning, 2009
7 Peyton Manning, 2010
6 Peyton Manning (2), 2004,06
6 Andrew Luck, 2012
5 Peyton Manning (2), 2000-01
4 John Unitas (2) 1960,63
4 Peyton Manning (5), 1998,02-03,05,08

MOST 300+ GAMES (ROOKIE)
6 Andrew Luck, 2012*
4 Peyton Manning, 1998
2 Jack Trudeau, 1986
1 John Unitas, 1956

MOST CONSC. 300+ GAMES
5 Peyton Manning, G1-5, 2009
3 John Unitas, G12-14, 1963
3 Peyton Manning, G6-8, 2006
3 Peyton Manning, G7-9, 2009
2 (16 times) Last: Andrew Luck, G3-4, 2012

MOST TOUCHDOWNS (CAREER)
399 Peyton Manning, 1998-11
287 John Unitas, 1956-72
122 Bert Jones, 1973-81
49 Jim Harbaugh, 1994-97
47 Earl Morrall, 1968-71
46 Andrew Luck, 2012-13
41 Jack Trudeau, 1986-93
41 Jeff George, 1990-93
39 Mike Pagel, 1982-85
22 Gary Hogeboom, 1986-88
21 George Shaw, 1955-58
21 Marty Domres, 1972-75

MOST TOUCHDOWNS (SEASON)
49 Peyton Manning, 2004
33 Peyton Manning (3), 2000,09,10
32 John Unitas, 1959
31 Peyton Manning (2), 2006-07
29 Peyton Manning, 2003
28 Peyton Manning, 2005
27 Peyton Manning (2), 2002,08
26 Earl Morrall, 1968
26 Peyton Manning (3), 1998-99,01

MOST TOUCHDOWNS (ROOKIE)
26 Peyton Manning, 1998

23 Andrew Luck, 2012
16 Jeff George, 1990
10 George Shaw, 1955
9 John Unitas, 1956
8 Jack Trudeau, 1986
8 Chris Chandler, 1988

MOST TOUCHDOWNS (GAME)
6 Peyton Manning at N.O., Sept. 28, 2003
6 Peyton Manning at Det, Nov. 25, 2004
5 Gary Cuozzo at Min, Nov. 4, 1965
5 Gary Hogeboom at Buf, Oct. 4, 1987
5 Peyton Manning vs. Atl, Dec. 14, 2003
5 Peyton Manning vs. G.B., Sept. 26, 2004
5 Peyton Manning at K.C., Oct. 31, 2004
5 Peyton Manning vs. Hou, Nov. 14, 2004
4 (42 times) Last: Andrew Luck at Cin, Dec. 8, 2013

MOST TOUCHDOWNS (ROOKIE-GAME)
4 Andrew Luck at Det, Dec. 2, 2012
3 John Unitas vs. LA Rams, Nov. 25, 1956
3 Jeff George at Cin, Nov. 25, 1990
3 Jeff George vs. Was, Dec. 22, 1990
3 Peyton Manning at S.F., Oct. 18, 1998
3 Peyton Manning vs. NYJ, Nov. 15, 1998
3 Peyton Manning at Balt, Nov. 29, 1998
3 Peyton Manning vs. Cin, Dec. 13, 1998
2 (16 times) Last: Jim Sorgi at Den, Jan. 2, 2005

MOST GAMES WITH TOUCHDOWNS (CAREER)
182 Peyton Manning, 1998-11
144 John Unitas, 1956-72
68 Bert Jones, 1973-81
31 Mike Pagel, 1982-85
31 Jim Harbaugh, 1994-97
30 Jack Trudeau, 1986-93

MOST GAMES WITH TOUCHDOWNS (SEASON)
15 Peyton Manning (5), 1998,00,02,04,06
14 Peyton Manning (5), 1999,01,07,08,10
13 Earl Morrall, 1968
13 Peyton Manning, 2009
13 Andrew Luck, 2012
12 John Unitas (3), 1957, 59, 67
12 Bert Jones (2), 1976, 80
12 Peyton Manning (2), 2003, 05

MOST GAMES WITH TOUCHDOWNS (ROOKIE)
15 Peyton Manning, 1998
13 Andrew Luck, 2012
9 Jeff George, 1990
8 Chris Chandler, 1988
7 George Shaw, 1955
7 Jack Trudeau, 1986
6 John Unitas, 1956

MOST CONSC. GAMES PASSING TDS
47 John Unitas, G10-1956/G10-1960
27 Peyton Manning, G4-1998/G14-1999
16 Peyton Manning, G16-2003/G15-2004
13 Peyton Manning, G1-13-2000
13 Peyton Manning, G15-16-2000/G11-2001
12 Peyton Manning, G1-12-2006
12 Peyton Manning, G14-16-2006/G9-2007
11 John Unitas, G14-1966/G10-1967
11 Peyton Manning, G16-2001/G10-2002
11 Peyton Manning, G4-14-2005
10 John Unitas, G1-8,10-11-1965
10 Jim Harbaugh, G10-13,15-16-1995/G4-1996
10 Peyton Manning, G13-16-2008/G6-2009

MOST CONSC. GAMES PASSING TDS (ROOKIE)
13 Peyton Manning, G4-16, 1998
7 Andrew Luck, G10-16, 2012
4 Bert Jones, G1-4, 1973
4 Jack Trudeau, G4-7, 1986
4 Jeff George, G9-12, 1990
4 Andrew Luck, G1-4, 2012
3 (4 times) Last: Jeff George, G14-16, 1990

MOST CONSC. GAMES 2+ TD PASSES
13 Peyton Manning, G1-13, 2004
12 John Unitas, G1-12, 1959
8 Peyton Manning, G6-13, 2005
7 John Unitas, G4-8,10-11, 1965
7 Peyton Manning, G10-16, 2010
6 John Unitas, G5-10, 1960
5 John Unitas, G1-5, 1957
5 Peyton Manning, G7-11, 2008
5 Peyton Manning, G2-6, 2009
4 (8 times) Last: Peyton Manning, G1-4, 2010

HIGHEST TD PCT. (CAREER-1000 ATT)
5.62 John Unitas, 1956-72
5.53 Peyton Manning, 1998-11
4.95 Bert Jones, 1973-81
3.98 Jim Harbaugh, 1994-97
3.80 Andrew Luck, 2012-13
3.38 Mike Pagel, 1982-85

HIGHEST TD PCT. (SEASON-200 ATT)
9.86 Peyton Manning, 2004
8.72 John Unitas, 1959
8.20 Earl Morrall, 1968
8.16 John Unitas, 1965
7.97 John Unitas, 1957

HIGHEST TD PCT. (ROOKIE-SEASON-100 ATT)
4.79 Jeff George, 1990
4.55 John Unitas, 1956
4.52 Peyton Manning, 1998
4.22 George Shaw, 1955
3.70 Bert Jones, 1973
3.67 Andrew Luck, 2012

HIGHEST TD PCT. (GAME-20 ATT)
24.00 Peyton Manning at N.O., Sept. 28, 2003
23.53 Peyton Manning at Balt, Dec. 9, 2007
21.43 Peyton Manning at Det, Nov. 25, 2004
20.00 John Unitas at Atl, Nov. 12, 1967
20.00 Gary Hogeboom at Buf, Oct. 4, 1987

HIGHEST TD PCT. (ROOKIE-GAME-20 ATT)
12.50 John Unitas vs. LA Rams, Nov. 25, 1956
11.54 Peyton Manning vs. Cin, Dec. 13, 1998
10.00 Mike Pagel vs. Cin, Dec. 5, 1982
10.00 Peyton Manning at S.F., Oct. 18, 1998
9.68 Jeff George at Cin, Nov. 25, 1990

LONGEST PASSES
90t Jones to Roger Carr vs. NYJ, Nov. 16, 1975
89t Unitas to John Mackey at LA Rams, Oct. 30, 1966
89t Jones to Roger Carr at Buf, Nov. 9, 1975
88t Unitas to Tom Matte vs. Atl, Sept. 17, 1967
87t Painter to Garcon at T.B., Oct. 3, 2011
86t Manning to Marcus Pollard at N.O., Nov. 18, 2001
85t Harbaugh to Marshall Faulk vs. Was, Oct. 23, 1994
84t Trudeau to Bill Brooks at S.F., Oct. 5, 1986
84t Morrall to Jimmy Orr at Atl, Sept. 22, 1968
83t Unitas to John Mackey at Min, Sept. 18, 1966
82t Shaw to Buddy Young at G.B., Oct. 8, 1955
82t Unitas to Lenny Moore at S.F., Dec. 8, 1957
82t Chandler to Clarence Verdin at LA Rams, Sept. 17, 1989

LONGEST PASSES (ROOKIE)
84t Trudeau to Bill Brooks at S.F., Oct. 5, 1986
82t Shaw to Buddy Young at G.B., Oct. 8, 1955
78t Manning to Marshall Faulk vs. N.O., Sept. 27, 1998
71t Sorgi to Reggie Wayne at Den, Jan. 2, 2005
70t Luck to T.Y. Hilton vs. Hou, Dec. 30, 2012
68t George to Bill Brooks vs. N.E., Sept. 16, 1990
66t DelBello to Bert Rechichar at Phil, Nov. 15, 1953

HIGHEST AVG. PER ATTEMPT (CAREER-1000 ATT)
7.78 John Unitas, 1956-72
7.60 Peyton Manning, 1998-11
7.17 Bert Jones, 1973-81
7.08 Jim Harbaugh, 1994-97
6.80 Andrew Luck, 2012-13
6.48 Mike Pagel, 1982-85

HIGHEST AVG. PER ATTEMPT (SEASON-200 ATT)
9.26t John Unitas, 1964
9.18t John Unitas, 1968
9.17t Peyton Manning, 2004
9.05t Bert Jones, 1976

HIGHEST AVG. PER ATTEMPT (ROOKIE-SEASON-100 ATT)
7.57 John Unitas, 1956
6.98 Andrew Luck, 2012
6.95 Chris Chandler, 1988
6.69 George Shaw, 1955
6.50 Peyton Manning, 1998
6.44 Jeff George, 1990

HIGHEST AVG. PER ATTEMPT (GAME-20 ATT)
18.50 John Unitas at Atl, Nov. 12, 1967
15.67 John Unitas vs. Det, Nov. 10, 1963
15.64 John Unitas vs. Min, Dec. 8, 1963
14.65 Peyton Manning at Balt, Dec. 9, 2007

HIGHEST AVG. PER ATTEMPT (ROOKIE-GAME-20 ATT)
12.21 John Unitas vs. LA Rams, Nov. 25, 1956
11.32 Jeff George vs. NYJ, Nov. 18, 1990
10.47 John Unitas at Det, Nov. 18, 1956

HIGHEST AVG. PER COMP (CAREER-1000 ATT)
14.22 John Unitas, 1956-72
12.78 Bert Jones, 1973-81
12.73 Mike Pagel, 1982-85
12.02 Andrew Luck, 2012-13
11.88 Jack Trudeau, 1986-93

11.71 Peyton Manning, 1998-11

HIGHEST AVG. PER COMP (SEASON-200 ATT)
17.87 John Unitas, 1964
16.31 John Unitas, 1960
15.98 Earl Morrall, 1968
15.43 John Unitas, 1965
15.02 John Unitas, 1959
15.00 Bert Jones, 1976

HIGHEST AVG. PER COMP (ROOKIE-SEASON-100 ATT)
13.62 John Unitas, 1956
13.33 George Shaw, 1955
12.90 Andrew Luck, 2012
12.55 Chris Chandler, 1988
12.53 Bert Jones, 1973
11.89 Jeff George, 1990

HIGHEST AVG. PER COMP (GAME-20 ATT)
22.25 John Unitas vs. S.F., Nov. 26, 1960
22.12 John Unitas vs. Det, Nov. 10, 1963
21.93 John Unitas vs. Chi, Oct. 2, 1960
21.86 Bert Jones at Buf, Nov. 9, 1975
21.85 John Unitas vs. Min, Oct. 1, 1961

HIGHEST AVG. PER COMP (ROOKIE-GAME-20 ATT)
18.47 John Unitas at Det, Nov. 18, 1956
17.79 Jeff George vs. NYJ, Nov. 18, 1990
17.67 Jeff George at N.E., Nov. 11, 1990
16.67 George Shaw vs. S.F., Nov. 27, 1955
16.29 Andrew Luck at Det, Dec. 2, 2012
16.28 John Unitas vs. LA Rams, Nov. 25, 1956

MOST INTERCEPTIONS (CAREER)
246 John Unitas, 1956-72
198 Peyton Manning, 1998-11
97 Bert Jones, 1973-81
62 Jack Trudeau, 1986-93
47 Mike Pagel, 1982-85
46 Jeff George, 1990-93
40 Earl Morrall, 1968-71
31 George Shaw, 1955-58
31 Marty Domres, 1972-75
27 Andrew Luck, 2012-13
26 Jim Harbaugh, 1994-97

MOST INTERCEPTIONS (SEASON-200 ATT)
28 Peyton Manning, 1998
24 John Unitas, 1960
24 John Unitas, 1961
24 John Unitas, 1966
23 John Unitas, 1962
23 Peyton Manning, 2001
21 Bill Troup, 1978
21 Bert Jones, 1980
20 John Unitas, 1969
20 Bert Jones, 1981

MOST INTERCEPTIONS (ROOKIE-SEASON-100 ATT)
28 Peyton Manning, 1998
19 George Shaw, 1955
18 Jack Trudeau, 1986
18 Andrew Luck, 2012
13 Jeff George, 1990
12 Bert Jones, 1973
12 Chris Chandler, 1988

MOST INTERCEPTIONS (GAME)
6 Peyton Manning at S.D., Nov. 11, 2007
5 Fred Enke at G.B., Oct. 18, 1953
5 Fred Enke at Det, Nov. 17, 1953
5 John Unitas vs. S.F., Nov. 26, 1960
5 John Unitas at G.B., Oct. 8, 1961
5 John Unitas at Det, Nov, 20, 1966
5 John Unitas vs. Chi, Nov. 29, 1970
5 Bill Troup vs. Mia, Sept. 10, 1978
4 (17 times) Last: Peyton Manning vs. Dal, Dec. 5, 2010

MOST INTERCEPTIONS (ROOKIE-GAME)
4 George Shaw vs. G.B., Oct. 29, 1955
4 Bert Jones vs. NYJ, Sept. 23, 1973
4 Bert Jones vs. N.O., Sept. 30, 1973
4 Jack Trudeau vs. N.E., Nov. 9, 1986
4 Jack Trudeau at NYJ, Nov. 16, 1986
4 Jeff George vs. N.E., Sept. 16, 1990
3 (11 times) Last: Andrew Luck at Det, Dec. 2, 2012

FEWEST INTERCEPTIONS (SEASON-200 ATT)
4 Jim Harbaugh, 1997 (309)
5 Jim Harbaugh, 1995 (314)
6 John Unitas, 1964 (305)
6 Marty Domres, 1972 (222)
6 Jack Trudeau, 1987 (229)
6 Jeff George, 1993 (407)
6 Jim Harbaugh, 1994 (202)
7 John Unitas, 1958 (263)
7 Mike Pagel, 1982 (221)

FEWEST INTERCEPTIONS (ROOKIE-SEASON-100 ATT)
7 Mike Pagel, 1982 (221)
10 John Unitas, 1956 (198)
12 Bert Jones, 1973 (108)
12 Chris Chandler, 1988 (233)
13 Jeff George, 1990 (334)

LOWEST INTERCEPTION PCT. (CAREER-1000 ATT)
2.1 Jim Harbaugh, 1994-97
2.3 Andrew Luck, 2012-13
2.7 Peyton Manning, 1998-11
3.0 Jeff George, 1990-93
3.9 Bert Jones, 1973-81
4.0 Jack Trudeau, 1986-93

LOWEST INTERCEPTION PCT. (SEASON-200 ATT)
1.29 Jim Harbaugh, 1997
1.48 Jeff George, 1993
1.59 Jim Harbaugh, 1995
1.60 Andrew Luck, 2013
1.62 Peyton Manning, 2006
1.77 Peyton Manning, 2003

LOWEST INTERCEPTION PCT. (ROOKIE-SEASON-100 ATT)
2.87 Andrew Luck, 2012
3.17 Mike Pagel, 1982
3.89 Jeff George, 1990
4.32 Jack Trudeau, 1986
4.87 Peyton Manning, 1998
5.05 John Unitas, 1956

MOST CONSC. PASSES WITHOUT INTERCEPTION (CAREER)
202 Jeff George, G10-16, 1993
190 Peyton Manning, G13-16, 2006/G2, 2007
179 Jim Harbaugh, G3-9, 1996
179 Jim Harbaugh, G6-7,12-16, 1997
165 Peyton Manning, G16-2009/G1-4, 2010
155 Paul Justin, G13, 1995/G4, 1997
138 Peyton Manning, G7-11, 2008
134 Peyton Manning, G1-5, 2006
132 John Unitas, G8-13, 1964
132 Bert Jones, G2-8, 1977
128 Marty Domres, G5-11, 1972

HIGHEST RATING (CAREER-1000 ATT)
94.9 Peyton Manning, 1998-11
86.6 Jim Harbaugh, 1994-97
81.5 Andrew Luck, 2012-13
78.8 John Unitas, 1956-72
78.8 Bert Jones, 1973-81
72.0 Jeff George, 1990-93

HIGHEST RATING (SEASON-200 ATT)
121.1 Peyton Manning, 2004
104.1 Peyton Manning, 2005
102.5 Bert Jones, 1976
101.0 Peyton Manning, 2006
100.7 Jim Harbaugh, 1995
99.9 Peyton Manning, 2009
99.0 Peyton Manning, 2003
98.0 Peyton Manning, 2007
97.4 John Unitas, 1965
96.4 John Unitas, 1964

HIGHEST RATING (ROOKIE-SEASON-100 ATT)
76.5 Andrew Luck, 2012
74.0 John Unitas, 1956
73.8 Jeff George, 1990
71.2 Peyton Manning, 1998
67.2 Chris Chandler, 1988
62.4 Mike Pagel, 1982

RECEIVING

MOST RECEPTIONS (CAREER)
1102 Marvin Harrison, 1996-08
1006 Reggie Wayne, 2001-13
631 Raymond Berry, 1955-67
427 Dallas Clark, 2003-11
411 Bill Brooks, 1986-92
363 Lenny Moore, 1956-67
356 Edgerrin James, 1999-05
333 Don McCauley, 1971-81
320 John Mackey, 1963-71
303 Jimmy Orr, 1961-70

MOST RECEPTIONS (SEASON)
143 Marvin Harrison, 2002
115 Marvin Harrison, 1999
111 Reggie Wayne, 2010
109 Marvin Harrison, 2001
106 Reggie Wayne, 2012
104 Reggie Wayne, 2007
102 Marvin Harrison, 2000
100 Dallas Clark, 2009
100 Reggie Wayne, 2009
95 Marvin Harrison, 2006

MOST RECEPTIONS (ROOKIE)
65 Bill Brooks, 1986
64 Marvin Harrison, 1996
62 Edgerrin James, 1999
60 Austin Collie, 2009
52 Andre Rison, 1989
52 Marshall Faulk, 1994
50 Randy McMillan, 1981
50 Jerome Pathon, 1998
50 T.Y. Hilton, 2012

MOST RECEPTIONS (GAME)
15 Reggie Wayne at Jax, Oct. 3, 2010
14 Marvin Harrison at Cle, Dec. 26, 1999
14 Marvin Harrison vs. Dal, Nov. 17, 2002
14 Dallas Clark vs. Hou, Nov. 8, 2009
14 Reggie Wayne vs. Dal, Dec. 5, 2010
13 Lydell Mitchell vs. NYJ, Dec. 15, 1974
13 Joe Washington at K.C., Sept. 2, 1979
13 Marvin Harrison at S.D., Sept. 26, 1999
13 Marvin Harrison at NE, Oct. 22, 2000
13 Reggie Wayne vs. G.B., Oct. 7, 2012

12 (11 times) Last: Austin Collie at Den, Sept. 26, 2010

MOST RECEPTIONS (GAME) (ROOKIE)
11 Randy McMillan vs. NYJ, Nov. 8, 1981
9 Randy McMillan at Mia, Nov. 1, 1981
9 Bill Brooks at NYJ, Nov. 16, 1986
8 Sean Dawkins vs. Dal, Oct. 10, 1993
8 Marshall Faulk vs. Was, Oct. 23, 1994
8 Austin Collie at Ten, Oct. 11, 2009

MOST CONS. GAMES WITH RECEPTION
190 Marvin Harrison, G1-1996/G16-2008
119 Reggie Wayne, G1-2006/G7-2013
77 Marshall Faulk, G1-1994/G16-1998
64 Dallas Clark, G1-2006/G6-2010
62 Jessie Hester, G3-1990/G16-1993
58 Jimmy Orr, G12-1961/G3-1963/G6-1963/G13-1965
47 Edgerrin James, G1-1999/G1-11-2002
45 Lenny Moore, G8-1957/G4-1961
44 Raymond Berry, G1-1959/G12-1961, G1-8, 1962
39 Bill Brooks, G8-1990/G16-1992

MOST GAMES WITH RECEPTIONS (CAREER)
190 Marvin Harrison, 1996-08
189 Reggie Wayne, 2001-13
142 Raymond Berry, 1955-67
116 Lenny Moore, 1956-67
113 Don McCauley, 1971-81
111 John Mackey, 1963-71
104 Marcus Pollard, 1995-04
103 Bill Brooks, 1986-92
110 Dallas Clark, 2003-11

MOST GAMES 10+ RECEPTIONS (CAREER)
16 Marvin Harrison, 1996-08
15 Reggie Wayne, 2001-12
11 Raymond Berry, 1955-67
3 Don McCauley, 1971-81
3 Lydell Mitchell, 1972-77
3 Joe Washington, 1978-80
3 Anthony Johnson, 1990-93
3 Dallas Clark, 2003-11
2 Austin Collie, 2009-12

MOST GAMES 10+ RECEPTIONS (SEASON)
6 Marvin Harrison, 2002
3 Raymond Berry, 1960
3 Joe Washington, 1979
3 Marvin Harrison, 2000
3 Reggie Wayne (3), 2007,09-10
2 Raymond Berry (2), 1958-59
2 Lydell Mitchell, 1974
2 Anthony Johnson, 1991
2 Marvin Harrison (3), 1999,03-04
2 Austin Collie, 2010

MOST SEASONS LEADING TEAM (*tied)
9 Marvin Harrison, 1996-97,99-04,06
8 Raymond Berry, 1957-61,64-66
7 Reggie Wayne, 2005,07-08,09*-12
4 Lydell Mitchell, 1974-77
4 Bill Brooks, 1987-89,91
3 Tom Mitchell, 1971-72,73*
3 Marshall Faulk, 1994*,95,98

MOST CONSC. SEASONS LEADING TEAM (*tied)
6 Marvin Harrison, 1999-04
6 Reggie Wayne, 2007-08,09*-12
5 Raymond Berry, 1957-61
4 Lydell Mitchell, 1974-77
3 Raymond Berry, 1964-66
3 Tom Mitchell, 1971-72,73*
3 Bill Brooks, 1987-89

MOST SEASONS 50+ RECEPTIONS
12 Marvin Harrison, 1996-06,08
10 Reggie Wayne, 2003-12
7 Raymond Berry, 1958-62, 65-66
6 Bill Brooks, 1986-91
5 Edgerrin James, 1999-00, 02-04

CONSC. SEASONS 50+ RECEPTIONS
11 Marvin Harrison, 1996-06
10 Reggie Wayne, 2003-12
6 Bill Brooks, 1986-91
5 Raymond Berry, 1958-62
4 Lydell Mitchell, 1974-77
4 Jessie Hester, 1990-93
4 Sean Dawkins, 1994-97

MOST RECEPTIONS 2 PLAYERS (SEASON)
204 Harrison (143)/James (61), 2002
200 Clark (100)/Wayne (100), 2009
181 Harrison (95)/Wayne (86), 2006
178 Wayne (111)/Garcon (67)/Tamme (67), 2010
177 Harrison (115)/James (62), 1999

MOST RECEPTIONS 3 PLAYERS (SEASON)
260 Clark (100)/Wayne (100)/Collie (60), 2009
253 Harrison (143)/James (61)/Wayne (49), 2002
245 Wayne (111)/Garcon (67)/Tamme (67), 2010
231 Harrison (86)/Wayne (77)/Stokely (68), 2004
221 Harrison (95)/Wayne (86)/Addai (40), 2006

TRIO OF 50+ SEASONAL RECEIVERS
Brooks (63)/Rison (52)/Bentley (52), 1989
Bentley (71)/Brooks (62)/Hester (54), 1990
Langhorne (85)/Hester (64)/Johnson (55), 1993
Turner (52)/Faulk (52)/Dawkins (51), 1994
Harrison (64)/Faulk (56)/Dawkins (54), 1996
Faulk (86)/Harrison (59)/Pathon (50), 1998
Harrison (102)/James (63)/Pathon (50), 2000
Harrison (94)/Wayne (68)/James (51), 2003
Harrison (86)/Wayne (77)/Stokley (68)/James (51), 2004
Wayne (82)/Clark (77)/Harrison (60)/Gonzalez (57), 2008
Clark (100)/Wayne (100)/Collie (60)/Addai (51), 2009
Wayne (111)/Garcon (67)/Tamme (67)/Collie (58), 2010
Wayne (106)/Avery (60)/Hilton (50), 2012

MOST YARDS (CAREER)
14580 Marvin Harrison, 1996-08
13566 Reggie Wayne, 2001-13
9275 Raymond Berry, 1955-67
6039 Lenny Moore, 1956-67
5859 Jimmy Orr, 1961-70
5818 Bill Brooks, 1986-92
5126 John Mackey, 1963-71
4887 Dallas Clark, 2003-11
4770 Roger Carr, 1974-81
3684 Jim Mutscheller, 1954-61

MOST YARDS (SEASON)
1722 Marvin Harrison, 2002
1663 Marvin Harrison, 1999
1524 Marvin Harrison, 2001
1510 Reggie Wayne, 2007
1413 Marvin Harrison, 2000
1366 Marvin Harrison, 2006
1355 Reggie Wayne, 2010
1355 Reggie Wayne, 2012
1310 Reggie Wayne, 2006
1298 Raymond Berry, 1960
1272 Marvin Harrison, 2003
1264 Reggie Wayne, 2009
1210 Reggie Wayne, 2004
1146 Marvin Harrison, 2005
1145 Reggie Wayne, 2008
1131 Bill Brooks, 1986
1113 Marvin Harrison, 2004
1112 Roger Carr, 1976
1106 Dallas Clark, 2009
1083 T.Y. Hilton, 2013
1077 Brandon Stokley, 2004
1055 Reggie Wayne, 2005
1038 Reggie Langhorne, 1993

MOST YARDS (ROOKIE)
1131 Bill Brooks, 1986
861 T.Y. Hilton, 2012
836 Marvin Harrison, 1996
820 Andre Rison, 1989
726 John Mackey, 1963
676 Austin Collie, 2009

MOST YARDS (GAME)
224 Raymond Berry at Was, Nov. 10, 1957
212 Reggie Wayne vs. G.B., Oct. 7, 2012
210 Roger Carr at NYJ, Oct. 24, 1976
203 Reggie Langhorne at Was, Nov. 7, 1993
200 Reggie Wayne vs. Dal, Dec. 5, 2010
198 Roger Carr vs. Cin, Sept. 19, 1976
196 Marvin Harrison at S.D., Sept. 26, 1999
196 Reggie Wayne at Jax, Oct. 3, 2010
195 Raymond Berry at Dal, Oct. 30, 1960
187 Roger Carr at N.E., Sept. 18, 1978
186 Raymond Berry at Det, Oct. 23, 1960

MOST YARDS (ROOKIE-GAME)
177 Bill Brooks at NYJ, Nov. 16, 1986
144 John Mackey vs. Min, Dec. 8, 1963
135 Andre Rison vs. Cle, Dec. 10, 1989
134 (3 times) Last: Anthony Gonzalez at Balt, Dec. 9, 2007

MOST SEASONS LEADING TEAM
9 Marvin Harrison, 1996-97,99-03,05-06
7 Reggie Wayne, 2004,07-12
5 Jimmy Orr, 1962-65,68
5 Bill Brooks, 1986-89,91
4 Raymond Berry, 1957,59-61
3 Roger Carr, 1976,78,80

MOST CONSC. SEASONS LEADING TEAM
6 Reggie Wayne, 2007-12
5 Marvin Harrison, 1999-03
4 Jimmy Orr, 1962-65
4 Bill Brooks, 1986-89

MOST 100+ GAMES (CAREER)
59 Marvin Harrison, 1996-08
42 Reggie Wayne, 2001-13
23 Raymond Berry, 1955-67
18 Jimmy Orr, 1961-70
17 Lenny Moore, 1956-67
10 Roger Carr, 1974-81
10 T.Y. Hilton, 2012-13
9 Bill Brooks, 1986-92
8 John Mackey, 1963-71
7 Dallas Clark, 2003-11
6 Jim Mutscheller, 1954-61
6 Glenn Doughty, 1972-79
6 Brandon Stokley, 2003-06
6 Pierre Garcon, 2009-11

MOST 100+ GAMES (SEASON)
10 Marvin Harrison, 2002

9 Marvin Harrison, 1999
8 Marvin Harrison, 2000
7 Raymond Berry, 1960
6 Marvin Harrison (4), 2001,03,05-06
6 Reggie Wayne, 2007
5 Lenny Moore, 1958
5 Brandon Stokley, 2004
5 Reggie Wayne (2), 2006,09
5 T.Y. Hilton, 2012
5 T.Y. Hilton, 2013
4 Raymond Berry, 1959
4 Lenny Moore (2), 1959,60
4 Jimmy Orr, 1962
4 Marvin Harrison, 2004
4 Reggie Wayne (3), 2004,08,10

MOST 100+ GAMES (ROOKIE)
5 T.Y. Hilton, 2012
3 Andre Rison, 1989
2 Ray Perkins, 1967
2 Bill Brooks, 1986
2 Marvin Harrison, 1996
2 Anthony Gonzalez, 2007
1 Clark/Dawkins/Dilger/Hinton/Johnson/Mackey/Wilkins/Rogers

MOST CONSC. 100+ GAMES (*ROOKIE)
6 Raymond Berry, G5-10, 1960
4 Marvin Harrison, G12-15, 1999
4 Marvin Harrison, G5-8, 2000
4 Marvin Harrison, G2-5, 2002
4 Marvin Harrison, G9-12, 2002
4 Marvin Harrison, G4-7, 2003
3 Marvin Harrison, G1-3, 1999
3 Marvin Harrison, G1-3, 2000
2 (25 times) Last: Reggie Wayne, G12-13, 2010; *ROOKIE: Bill Brooks, G11-12, 1986; Marvin Harrison, G14-15, 1996

MOST TOUCHDOWNS (CAREER)
128 Marvin Harrison, 1996-08
80 Reggie Wayne, 2001-13
68 Raymond Berry, 1955-67
50 Jimmy Orr, 1961-70
48 Lenny Moore, 1956-67
46 Dallas Clark, 2003-11
40 Jim Mutscheller, 1954-61
38 John Mackey, 1963-71
35 Marcus Pollard, 1995-04
29 Roger Carr, 1974-81

MOST TOUCHDOWNS (SEASON)
15 Marvin Harrison (2), 2001, 04
14 Raymond Berry, 1959
14 Marvin Harrison, 2000
12 Marvin Harrison (3), 1999, 2005-06
12 Reggie Wayne, 2004
11 Jimmy Orr, 1962
11 Roger Carr, 1976
11 Marvin Harrison, 2002
11 Dallas Clark, 2007
10 (7 times) Last: Dallas Clark/Reggie Wayne, 2009

MOST TOUCHDOWNS (ROOKIE)
8 Bill Brooks, 1986
8 Marvin Harrison, 1996
7 John Mackey, 1963
7 Austin Collie, 2009
7 T.Y. Hilton, 2012

MOST TOUCHDOWNS (GAME)
3 Jim Mutscheller at GBM, Oct. 13, 1957
3 Raymond Berry at Dal, Oct. 30, 1960
3 Raymond Berry vs. G.B., Nov. 6, 1960
3 Lenny Moore vs. Min, Oct. 1, 1961
3 Jimmy Orr vs. Was, Dec. 8, 1962
3 Jimmy Orr vs. LA Rams, Oct. 4, 1964
3 Roger Carr vs. Cin, Sept. 19, 1976
3 Marvin Harrison at K.C., Dec. 15, 1996
3 Ken Dilger vs. Mia, Dec. 14, 1997
3 Marvin Harrison at S.F., Oct. 18, 1998
3 Marvin Harrison at N.E., Sept. 19, 1999
3 Marvin Harrison vs. Min, Dec. 24, 2000
3 Marvin Harrison vs. Buf, Sept. 23, 2001
3 Marvin Harrison vs. Mia, Nov. 11, 2001
3 Marvin Harrison at N.O., Sept. 28, 2003
3 Brandon Stokley at Det, Nov. 25, 2004
3 Marvin Harrison at Det, Nov. 25, 2004
3 Reggie Wayne at Den, Oct. 29, 2006
3 Dallas Clark vs. Den, Dec. 13, 2009
3 T.Y. Hilton at Hou, Nov. 3, 2013

MOST TOUCHDOWNS (ROOKIE-GAME)
3 Marvin Harrison at K.C., Dec. 15, 1996
2 John Mackey vs. Min, Dec. 8, 1963
2 Preston Pearson at LA Rams, Dec. 15, 1968
2 Marshall Johnson at NYJ, Oct. 26, 1975
2 Anthony Gonzalez at Balt, Dec. 9, 2007
2 Austin Collie at Ten, Oct. 11, 2009
2 T.Y. Hilton at N.E., Nov. 18, 2012
2 Da'Rick Rogers at Cin, Dec. 8, 2013

MOST GAMES WITH TOUCHDOWNS (CAREER)
90 Marvin Harrison, 1996-08
71 Reggie Wayne, 2001-13
56 Raymond Berry, 1955-67
39 Lenny Moore, 1956-67
38 Dallas Clark, 2003-11
37 Jimmy Orr, 1961-70
34 Jim Mutscheller, 1954-61
33 John Mackey, 1963-71
33 Marcus Pollard, 1995-04
27 Bill Brooks, 1986-92

MOST GAMES WITH TOUCHDOWNS (SEASON)
11 Marvin Harrison, 2004
10 Raymond Berry, 1959
10 Marvin Harrison, 2000
10 Reggie Wayne, 2004
9 Marvin Harrison, 2001
9 Marvin Harrison, 2005
9 Reggie Wayne (2), 2007,09
8 (4 times) Last: Dallas Clark, 2007
7 (12 times) Last: Dallas Clark, 2009

MOST CONSC. GAMES RECEIVING TDS
7 Raymond Berry, G8-12-1959/G2-1960
5 Jim Mutscheller, G12-1956/G4-1957
5 Jim Mutscheller, G11-12-1958/G3-1959
5 Raymond Berry, G10-11-1958/G3-1959
5 Jimmy Orr, G12-14-1962/G2-1963
5 Raymond Berry, G5-9, 1965
5 Marvin Harrison, G10-14, 2004
5 Dallas Clark, G2-6, 2007
5 Reggie Wayne, G3-7, 2009
4 (9 times) Last: Austin Collie, G1-4, 2010

MOST SEASONS LEADING TEAM (*tied)
11 Marvin Harrison, 1996-97,98*,99-06
4 Raymond Berry, 1958-60,64*
4 Glenn Doughty, 1973*,74*,75*,77*
3 (9 times) Last: Dallas Clark, 2007,08*,09*

MOST CONSC. SEASONS LEADING TEAM (*tied)
11 Marvin Harrison, 1996-97,98*,99-06
3 Glenn Doughty, 1973*,74*,75*
3 Raymond Berry, 1958-60
3 Jim Mutscheller 1955-57
3 Willie Richardson, 1967-68,69*
3 Dallas Clark, 2007, 08*,09*

LONGEST RECEPTIONS
90t Carr from Jones vs. NYJ, Nov. 16, 1975
89t Mackey from Unitas at LA Rams, Oct. 30, 1966
89t Carr from Jones at Buf, Nov. 9, 1975
88t Matte from Unitas vs. Atl, Sept. 17, 1967
87t Garcon from Painter at T.B., Oct. 3, 2011
86t Pollard from Manning at N.O., Nov. 18, 2001
85t Faulk from Harbaugh vs. Was, Oct. 23, 1994
84t Brooks from Trudeau at S.F., Oct. 5, 1986
84t Orr from Morrall at Atl, Sept. 22, 1968
83t Mackey from Unitas at Min, Sept. 18, 1966
82t Young from Shaw at G.B., Oct. 8, 1955
82t Moore from Unitas at S.F., Dec. 8, 1957
82t Verdin from Chandler at LA Rams, Sept. 17, 1989

LONGEST RECEPTIONS (ROOKIE)
85t Faulk from Jim Harbaugh vs. Wash, Oct. 23, 1994
84t Brooks from Jack Trudeau at S.F., Oct. 5, 1986
80t Wilkins from Peyton Manning at Phil, Nov. 21, 1999
78t Womble from Garry Kerkorian vs. S.F., Nov. 28, 1954
74t Turner from Lamar McHan vs. Min, Dec. 16, 1962
72 Brown from Peyton Manning at Ari, Sept. 27, 2009
70t Hilton from Andrew Luck vs. Hou, Dec. 30, 2012

HIGHEST AVERAGE (CAREER-100 REC)
19.3 Jimmy Orr, 1961-70
18.8 Roger Carr, 1974-81
17.1 Ray Butler, 1980-85
16.8 Jim Mutscheller, 1954-61
16.6 Lenny Moore, 1956-67
16.2 Glenn Doughty, 1972-79
15.3 Willie Richardson, 1963-69,71
14.7 T.Y. Hilton, 2012-13
14.7 Raymond Berry, 1955-67
14.4 Jessie Hester, 1990-93
14.3 Raymond Chester, 1973-77

HIGHEST AVERAGE (SEASON-30 REC)
25.9 Roger Carr, 1976
21.7 Jimmy Orr, 1964
21.0 Roger Carr, 1978
20.8 Lenny Moore, 1960
20.7 John Mackey, 1963
20.4 John Mackey, 1964
18.9 Willie Richardson, 1968
18.8 Jimmy Orr, 1965
18.7 Lenny Moore, 1958
18.1 Ray Butler, 1981

HIGHEST AVERAGE (ROOKIE-30 REC)
20.7 John Mackey, 1963
17.4 Bill Brooks, 1986
17.2 T.Y. Hilton, 2012
16.9 Ray Butler, 1980
15.8 Andre Rison, 1989
15.6 Anthony Gonzalez, 2007

HIGHEST AVERAGE (GAME-3 REC)
48.8 Raymond Berry at Dal, Oct. 30, 1960
42.0 Roger Carr at NYJ, Oct. 24, 1976
42.0 Marcus Pollard at N.O., Nov. 18, 2001
40.0 Torrance Small at Sea, Dec. 20, 1998
39.3 Lenny Moore vs. Chi, Oct. 4, 1958
36.3 Ray Butler vs. Mia, Sept. 27, 1981
36.3 Glenn Doughty at Det, Oct. 21, 1973
36.0 Bill Brooks vs. Den, Oct. 31, 1988

35.7 Lenny Moore vs Min, Nov. 15, 1964
35.0 Lenny Moore vs. Chi, Oct. 2, 1960
35.0 Marshall Johnson at NYJ, Oct. 26, 1975

HIGHEST AVERAGE (ROOKIE-GAME-3 REC)
35.0 Marshall Johnson at NYJ, Oct. 26, 1975
28.8 John Mackey vs. Min, Dec. 8, 1963
28.3 Royce Womble vs. S.F., Nov. 22, 1954
28.3 T.Y. Hilton vs. Jax, Sept. 23, 2012
28.0 John Mackey at Min, Nov. 17, 1963
27.8 Terrence Wilkins at Phil, Nov. 21, 1999
27.8 T.Y. Hilton vs. Hou, Dec. 30, 2012

1,000-YARD SEASONS
8 Marvin Harrison, 1996-2008
8 Reggie Wayne, 2001-12
1 Raymond Berry, 1955-67
1 Roger Carr, 1974-81
1 Bill Brooks, 1986-92
1 Reggie Langhorne, 1992-93
1 Brandon Stokley, 2003-06
1 Dallas Clark, 2003-11
1 T.Y. Hilton, 2012-13

PLAYS FROM SCRIMMAGE

MOST ATTEMPTS (CAREER)
2544 Edgerrin James, 1999-05
1689 Lydell Mitchell, 1972-77
1686 Marshall Faulk, 1994-98
1451 Tom Matte, 1961-72
1432 Lenny Moore, 1956-67
1396 Eric Dickerson, 1987-91
1286 Joseph Addai, 2006-11
1154 Randy McMillan, 1981-86
1112 Marvin Harrison, 1996-08
1110 Reggie Wayne, 2001-13
1103 Don McCauley, 1971-81

MOST ATTEMPTS (SEASON)
450 Edgerrin James, 2000
431 Edgerrin James, 1999
424 Eric Dickerson, 1988
410 Marshall Faulk, 1998
404 Edgerrin James, 2005
385 Edgerrin James, 2004
372 Lydell Mitchell, 1977
366 Marshall Faulk, 1994
361 Edgerrin James, 2003
349 Lydell Mitchell, 1975, 1976

MOST ATTEMPTS (ROOKIE)
431 Edgerrin James, 1999
366 Marshall Faulk, 1994
267 Dominic Rhodes, 2001
266 Joseph Addai, 2006
240 Alan Ameche, 1955

MOST ATTEMPTS (GAME)
42 Lydell Mitchell at NYJ, Oct. 20, 1974
42 Edgerrin James vs. NYJ, Nov. 16, 2003
39 Eric Dickerson vs. Buf, Dec. 18, 1988
39 Edgerrin James at Sea, Oct. 15, 2000
39 Edgerrin James at Jax, Dec. 11, 2005
38 Dominic Rhodes at Buf, Nov. 4, 2001
38 Edgerrin James vs. Mia, Sept. 15, 2002
37 Lydell Mitchell at Sea, Sept. 18, 1977
37 Edgerrin James at Mia, Dec. 17, 2000
37 Edgerrin James at N.E., Nov. 7, 2005
36 Lydell Mitchell vs. Mia, Dec. 9, 1973
36 Lydell Mitchell vs. Mia, Dec. 14, 1975
36 Eric Dickerson vs. S.D., Nov. 8, 1987
36 Marshall Faulk at N.E., Sept. 13, 1998
36 Edgerrin James vs. NYJ, Nov. 12, 2000

MOST ATTEMPTS (ROOKIE-GAME)
38 Dominic Rhodes at Buf, Nov. 4, 2001
34 Edgerrin James vs. Dal, Oct. 31, 1999
33 Rodney Culver at N.E., Dec. 6, 1992
33 Edgerrin James at N.E., Sept. 19, 1999
33 Dominic Rhodes vs. S.F., Nov. 25, 2001
33 Dominic Rhodes vs. Den, Jan. 6, 2002

MOST SEASONS 200+ ATTEMPTS
6 Edgerrin James, 1999-00,02-05
5 Lydell Mitchell, 1973-77
5 Marshall Faulk, 1994-98
4 Eric Dickerson, 1987-89,91
3 Tom Matte, 1968-69,71
3 Curtis Dickey, 1980-81,83
3 Randy McMillan, 1983,85-86
3 Joseph Addai, 2006-07,09

CONSC. SEASONS 200+ ATTEMPTS
5 Lydell Mitchell, 1973-77
5 Marshall Faulk, 1994-98
4 Edgerrin James, 2002-05
3 Eric Dickerson, 1987-89
2 Addai/Ameche/Dickey/James/Matte/McMillan/Washington

MOST YARDS (CAREER)
14608 Marvin Harrison, 1996-08
13516 Reggie Wayne, 2001-13
12065 Edgerrin James, 1999-05
11213 Lenny Moore, 1956-67
9275 Raymond Berry, 1955-67
8124 Marshall Faulk, 1994-98
8010 Lydell Mitchell, 1972-77
7515 Tom Matte, 1961-72
6276 Eric Dickerson, 1987-91
5901 Joseph Addai, 2006-11
5894 Bill Brooks, 1986-92

MOST YARDS (SEASON)
2303 Edgerrin James, 2000
2227 Marshall Faulk, 1998
2139 Edgerrin James, 1999
2036 Eric Dickerson, 1988
2031 Edgerrin James, 2004
1843 Edgerrin James, 2005
1804 Marshall Faulk, 1994
1779 Lydell Mitchell, 1977
1755 Lydell Mitchell, 1976
1737 Lydell Mitchell, 1975
1732 Marvin Harrison, 2002
1667 Marvin Harrison, 1999
1634 Joe Washington, 1979
1605 Curtis Dickey, 1983

MOST YARDS (ROOKIE)
2139 Edgerrin James, 1999
1804 Marshall Faulk, 1994
1406 Joseph Addai, 2006
1328 Dominic Rhodes, 2001
1136 Bill Brooks, 1986
1102 Alan Ameche, 1955

MOST YARDS (GAME)
267 Marshall Faulk at Balt, Nov. 29, 1998
240 Anthony Johnson vs. N.E., Nov. 15, 1992
229 Eric Dickerson vs. T.B., Dec. 27, 1987
228 Edgerrin James at Sea, Oct. 15, 2000
226 Joseph Addai vs. N.E., Nov. 4, 2007
224 Raymond Berry at Was, Nov. 10, 1957
222 Marshall Faulk vs. St.L. Rams, Oct. 1, 1995
220 Marshall Faulk at NYJ, Dec. 7, 1997
220 Edgerrin James vs. Mia, Sept. 15, 2002
219 Lydell Mitchell vs. K.C., Nov. 30, 1975
217 Lenny Moore vs. Phil, Nov. 21, 1965
216 Alan Ameche vs. LA Rams, Nov. 25, 1956
216 Lydell Mitchell at S.D., Nov. 7, 1976
215 Edgerrin James at Chi, Nov. 21, 2004
213 Marshall Faulk vs. Was, Oct. 23, 1994
212 Lenny Moore vs. G.B., Oct. 28, 1956
212 Reggie Wayne vs. G.B., Oct. 7, 2012
210 Lenny Moore vs. Chi, Oct. 29, 1961
210 Roger Carr at NYJ, Oct. 24, 1976
209 Edgerrin James vs. Dal, Oct. 31, 1999
208 Lenny Moore at NYG, Nov. 9, 1958
208 Joseph Addai vs. Phil, Nov. 26, 2006
207 Eric Dickerson vs. Hou, Sept. 4, 1988
207 Edgerrin James vs. Min, Dec. 24, 2000
206 Edgerrin James at Hou, Dec. 28, 2003
203 Reggie Langhorne at Was, Oct. 7, 1993
202 George Wonsley vs. Det, Sept. 22, 1985
200 Marvin Harrison at S.D., Sept. 26, 1999
200 Reggie Wayne vs. Dal, Dec. 5, 2010

MOST YARDS (ROOKIE-GAME)
213 Marshall Faulk vs. Was, Oct. 23, 1994
212 Lenny Moore vs. G.B., Oct. 28, 1956
209 Edgerrin James vs. Dal, Oct. 31, 1999
208 Joseph Addai vs. Phil, Nov. 26, 2006
199 Edgerrin James vs. K.C., Nov. 7, 1999
199 Edgerrin James at Phil, Nov. 21, 1999
194 Alan Ameche vs. Chi, Sept. 25, 1955

MOST 1000+ SEASONS
8 Marvin Harrison, 1999-06
8 Reggie Wayne, 2004-12
6 Lenny Moore, 1957-61,64
6 Edgerrin James, 1999-00,02-05
5 Lydell Mitchell, 1973-77
5 Marshall Faulk, 1994-98
3 Tom Matte, 1963,67,69
3 Curtis Dickey, 1980-81,83
3 Eric Dickerson, 1987-89
3 Joseph Addai, 2006-07,09

MOST CONSC. 1000+ SEASONS
8 Marvin Harrison, 1999-06
7 Reggie Wayne, 2004-10
5 Lenny Moore, 1957-61
5 Lydell Mitchell, 1973-77
5 Marshall Faulk, 1994-98
4 Edgerrin James, 2002-05
3 Eric Dickerson, 1987-89

MOST 100+ GAMES (CAREER)
75 Edgerrin James, 1999-05
59 Marvin Harrison, 1996-07
47 Lenny Moore, 1956-67
42 Reggie Wayne, 2001-13
42 Lydell Mitchell, 1972-77
38 Marshall Faulk, 1994-98
29 Eric Dickerson, 1987-91
24 Raymond Berry, 1955-67
22 Tom Matte, 1961-72
19 Joseph Addai, 2006-11
18 Jimmy Orr, 1961-70
18 Curtis Dickey, 1980-85

MOST 100+ GAMES (SEASON)
15 Edgerrin James, 2000
13 Marshall Faulk, 1998
13 Edgerrin James, 2004
13 Edgerrin James, 2005
12 Edgerrin James, 1999
11 Lydell Mitchell, 1976
11 Lydell Mitchell, 1977
10 Lydell Mitchell, 1975
10 Eric Dickerson, 1988
10 Marvin Harrison, 2002
10 Edgerrin James, 2003

MOST 100+ GAMES (ROOKIE)
12 Edgerrin James, 1999
9 Marshall Faulk, 1994
6 Joseph Addai, 2006
5 Dominic Rhodes, 2001
5 T.Y. Hilton, 2012
4 Randy McMillan, 1981

3 Ameche/Dickey/Lorick/Potts/Rison
2 Brooks/Culver/Gonzalez/Harrison/Moore/Perkins/Vessels

MOST CONSC. 100+ GAMES
16 Lydell Mitchell, G8-14-1975/G1-9-1976
13 Edgerrin James, G1-13, 2005
12 Edgerrin James, G1-12, 2000
10 Edgerrin James, G4-13, 2004
9 Marshall Faulk, G6-14, 1998
9 Edgerrin James, G7-15, 1999
7 Tom Matte, G5-11, 1969
6 Raymond Berry, G5-10, 1960
6 Edgerrin James, G4-6-2001/G1-3-2002
5 Eric Dickerson, G14-16-1988/G1-2-1989
5 Marshall Faulk, G-14-16-1997/G1-2-1998
5 Edgerrin James, G14-16-2000/G1-2-2001
5 Edgerrin James, G10-14, 2003
4 Addai/Dickerson (2)/Dickey/Faulk/Harrison (5)/James/Mitchell (2)/Moore (2)

MOST CONSC. 100+ GAMES (ROOKIE)
9 Edgerrin James, G7-15, 1999
3 Marshall Faulk, G8-10, 1994
3 Tony Lorick, G7-9, 1964
2 Addai/Ameche/Brooks/Harrison/McMillan/Moore/Rhodes

MOST 150+ GAMES (CAREER)
25 Edgerrin James, 1999-05
16 Lenny Moore, 1956-67
13 Marshall Faulk, 1994-98
12 Eric Dickerson, 1987-91
11 Lydell Mitchell, 1972-77
10 Marvin Harrison, 1996-07
8 Raymond Berry, 1955-67
7 Reggie Wayne, 2001-12
6 Albert Bentley, 1985-91
4 Jimmy Orr, 1961-70
4 Tom Matte, 1961-72
3 Addai/Ameche/Carr/Dickey/Rhodes/Washington

MOST 150+ GAMES (SEASON)
7 Edgerrin James, 2000
6 Marshall Faulk, 1998
5 Lenny Moore, 1958
5 Eric Dickerson, 1988
5 Edgerrin James, 2004
4 Eric Dickerson, 1989
4 Edgerrin James, 1999
3 (8 times) Last: Edgerrin James, 2005

MOST 150+ GAMES (ROOKIE)
4 Edgerrin James, 1999
3 Marshall Faulk, 1994
3 Dominic Rhodes, 2001
2 Alan Ameche, 1955
1 Addai/Brooks/McMillan/Moore

MOST 1500+ SEASONS
5 Edgerrin James, 1999-00, 03-05
4 Marshall Faulk, 1994-95, 97-98
3 Lydell Mitchell, 1975-77
3 Marvin Harrison, 1999, 01-02
2 Eric Dickerson, 1988-89
1 Lenny Moore, 1958
1 Joe Washington, 1979
1 Curtis Dickey, 1983
1 Reggie Wayne, 2007

PCT. OF NET YARDAGE SEASONAL LEADERS
43.5 Marshall Faulk, 1998 (2227-5116)
41.8 Eric Dickerson, 1988 (2036-4870)
40.9 Marshall Faulk, 1994 (1804-4413)
38.8 Lydell Mitchell, 1977 (1779-4588)
38.6 Lydell Mitchell, 1975 (1737-4498)
37.5 Edgerrin James, 2000 (2303-6141)
37.4 Edgerrin James, 1999 (2139-5726)
33.9 Lydell Mitchell, 1974 (1301-3843)
33.8 Lenny Moore, 1958 (1536-4539)
33.7 Joe Washington, 1979 (1634-4846)
33.7 Lydell Mitchell, 1976 (1755-5236)
32.5 Joe Washington, 1978 (1333-4107)
32.0 Curtis Dickey, 1983 (1605-5018)

SACKS
*(SINCE 1982)

MOST (CAREER)
111.0 Robert Mathis, 2003-13
107.5 Dwight Freeney, 2002-12
50.0 Duane Bicket, 1985-93
40.0 Donnell Thompson, 1981-91
37.0 Chad Bratzke, 1999-03

MOST (SEASON)
19.5 Robert Mathis, 2013
16.0 Dwight Freeney, 2004
13.5 Dwight Freeney, 2009
13.0 Dwight Freeney, 2002
12.0 Chad Bratzke, 1999
11.5 Johnie Cooks, 1984
11.5 Robert Mathis, 2005
11.5 Robert Mathis, 2008
11.0 (4 times) Last: Robert Mathis, 2010

MOST (ROOKIE)
13.0 Dwight Freeney, 2002
11.0 Vernon Maxwell, 1983
6.0 Duane Bickett, 1985
5.0 Jon Hand, 1986
4.5 Ellis Johnson, 1995

MOST (GAME)
4.5 Johnie Cooks at LA Raid, Nov. 25, 1984
4.0 Chip Banks vs. Cle, Sept. 6, 1992
4.0 Duane Bickett at NYJ, Nov. 1, 1987
3.5 Duane Bickett at N.E., Dec. 6, 1992
3.0 (20 times) Last: Robert Mathis at Jax, Sept. 29, 2013

MOST (ROOKIE-GAME)
3.0 Vernon Maxwell vs. Den, Sept. 11, 1983
2.0 (8 times) Last: Robert Mathis vs. Ten, Sept. 14, 2003

MOST GAMES SACKS (CAREER)
85 Robert Mathis, 2003-13
81 Dwight Freeney, 2002-12
38 Duane Bickett, 1985-93
38 Donnell Thompson, 1982-91
32 John Hand, 1986-93

MOST GAMES SACKS (SEASON)
12 Robert Mathis, 2013
11 Dwight Freeney, 2009
11 Robert Mathis, 2005
10 Dwight Freeney, 2002
9 Dwight Freeney, 2004
9 Dwight Freeney, 2005

MOST GAMES MULTI-SACKS (CAREER)
27 Robert Mathis, 2003-13
25 Dwight Freeney, 2002-12
10 Duane Bickett, 1986-93
10 Chad Bratzke, 1999-01
6 (4 times) Last: Ellis Johnson, 1997-01

MOST GAMES MULTI-SACKS (SEASON)
7 Robert Mathis, 2013
5 Chad Bratzke, 1999
5 Dwight Freeney, 2004
4 Robert Mathis, 2006
4 Robert Mathis, 2008
3 (13 times) Last: Dwight Freeney, 2011

INTERCEPTIONS

MOST (CAREER)
57 Bobby Boyd, 1960-68
37 Don Shinnick, 1957-68
34 Jerry Logan, 1963-72
34 Eugene Daniel, 1984-96
32 Andy Nelson, 1957-63
31 Rick Volk, 1967-75
27 Milt Davis, 1957-60
27 Mike Prior, 1987-92
25 Stan White, 1972-79
24 Bert Rechichar, 1953-59

MOST (SEASON)
11 Tom Keane, 1953
10 Milt Davis, 1957
10 Lyle Blackwood, 1977
9 Bobby Boyd, 1964
9 Bobby Boyd, 1965
8 Andy Nelson, 1958
8 Ray Brown, 1958
8 Bobby Boyd, 1968
8 Charlie Stukes, 1971
8 Stan White, 1975
8 Eugene Daniel, 1985
8 Ray Buchanan, 1994

MOST (ROOKIE)
10 Milt Davis, 1957
8 Ray Brown, 1958
7 Bobby Boyd, 1960
6 Rick Volk, 1967
6 Eugene Daniel, 1984

MOST (GAME)
3 Bert Rechichar vs. Chi, Sept. 27, 1953
3 Tom Keane at Phil, Nov. 15, 1953
3 Tom Keane at LA Rams, Dec. 4, 1954
3 Gary Glick at Was, Nov. 26, 1961
3 Jerry Logan at NYJ, Oct. 18, 1970
3 Jackie Wallace at N.E., Sept. 12, 1976
3 Lyle Blackwood vs. NYJ, Nov. 20, 1977
3 Eugene Daniel vs. G.B., Oct. 27, 1985
3 Leonard Coleman vs. N.O., Oct. 12, 1986
3 Mike Prior vs. Pho, Dec. 20, 1992

MOST (ROOKIE-GAME)
2 (15 times) Most: Milt Davis (3)/Ray Brown (3)/Bobby Boyd (2)/Last: Clint Session at S.D., Nov. 11, 2007

MOST GAMES INTERCEPTIONS (CAREER)
48 Bobby Boyd, 1960-68
31 Jerry Logan, 1963-72
30 Eugene Daniel, 1984-96
29 Rick Volk, 1967-75
28 Don Shinnick, 1957-68
26 Andy Nelson, 1957-63
24 Mike Prior, 1987-92
21 Bert Rechichar, 1953-59
21 Milt Davis, 1957-60
20 Stan White, 1972-79

MOST GAMES INTERCEPTIONS (SEASON)
8 Bobby Boyd, 1964
7 Tom Keane, 1953
7 Milt Davis, 1957
7 Bobby Boyd, 1962, 65
7 Ray Buchanan, 1994
6 (Many times) Last: Mike Prior, 1992

MOST GAMES INTERCEPTIONS (ROOKIE)
7 Milt Davis, 1957
6 Eugene Daniel, 1984
5 Ray Brown, 1958
5 Bobby Boyd, 1960
5 Rick Volk, 1967

MOST CONSC. GAMES INTERCEPTIONS (CAREER)
5 Ray Buchanan, G10-14, 1994
4 Carl Taseff, G8-11, 1958
4 Don Shinnick, G11-12-1959/ G1-2-1960
4 Charlie Stukes, G2-5, 1971
3 (24 times) Last: Ray Buchanan, G12-14, 1994

MOST CONSC. GAMES INTERCEPTIONS (ROOKIE)
3 Milt Davis, G1-3, 1957
3 Don Shinnick, G1-3, 1957
3 Eugene Daniel, G13-15, 1984
2 (Many times) Last: Jason David, G12-13, 2004

MOST GAMES 2+ INTERCEPTIONS (CAREER)
9 Bobby Boyd, 1960-68
9 Don Shinnick, 1957-68
6 Milt Davis, 1957-60
6 Andy Nelson, 1957-63
5 Stan White, 1972-79
4 Tom Keane, 1953-54
4 Charlie Stukes, 1967-72
3 Blackwood/Brown/Daniel/ June/Thompson

MOST GAMES 2+ INTERCEPTIONS (ROOKIE)
3 Milt Davis, 1957
3 Ray Brown, 1958
2 Bobby Boyd, 1960
1 Braziel/Daniel/Eggers/Jones/Nelson/ Session/Volk

MOST YARDS RETURNED (CAREER)
994 Bobby Boyd, 1960-68
518 Rick Volk, 1967-75
418 Eugene Daniel, 1984-96
410 Milt Davis, 1957-60
397 Jerry Logan, 1963-72
379 Bruce Laird, 1972-81
372 Lyle Blackwood, 1977-80
365 Andy Nelson, 1957-63
351 Mike Prior, 1987-92
348 Stan White, 1972-79

MOST YARDS RETURNED (SEASON)
225 Keith Taylor, 1989
221 Ray Buchanan, 1994
219 Milt Davis, 1957
199 Andy Nelson, 1958
185 Bobby Boyd, 1964
163 Bobby Boyd, 1962
163 Lyle Blackwood, 1977
160 Bobby Boyd, 1968
154 Rick Volk, 1968
149 Ray Brown, 1958

MOST YARDS RETURNED (ROOKIE)
219 Milt Davis, 1957
149 Ray Brown, 1958
145 Rick Volk, 1967
132 Bobby Boyd, 1960
94 James Burroughs, 1982

MOST YARDS RETURNED (GAME) *ROOKIE
121 *Milt Davis at Chi, Nov. 17, 1957
116 Andy Nelson vs. G.B., Nov. 2, 1958
113 Ray Buchanan at N.E., Dec. 11, 1994
107 Kelvin Hayden vs. Cin, Dec. 7, 2008
97 Eugene Daniel vs. NYJ, Oct. 29, 1995
94 *Rick Volk at Chi, Oct. 8, 1967
94 *James Burroughs at Min, Dec. 12, 1982
90 Rick Volk at S.F., Oct. 13, 1968
90 *Steve Emtman at Mia, Oct. 25, 1992
84 *Bobby Boyd vs. Det, Dec. 4, 1960

HIGHEST RETURN AVERAGE (CAREER-12 INT)
22.5 Jason Belser, 1992-00
22.2 Ray Buchanan, 1993-94
19.9 Bruce Laird, 1972-81
19.6 Lyle Blackwood, 1977-80
18.3 Ray Brown, 1958-60
17.4 Bobby Boyd, 1960-68
16.7 Rick Volk, 1967-75
15.2 Milt Davis, 1957-60
14.0 Don Shula, 1953-56

HIGHEST RETURN AVERAGE (SEASON-3 INT)
47.3 Eugene Daniel, 1995
45.0 Kelvin Hayden, 2008
36.5 Lyle Blackwood, 1978
32.1 Keith Taylor, 1989
32.0 Gary Brackett, 2007
31.5 Jackie Wallace, 1975
30.3 Nick Harper, 2003
27.6 Ray Buchanan, 1994
25.7 Wendell Harris, 1965
25.7 Rick Volk, 1968

HIGHEST RETURN AVERAGE (ROOKIE-3 INT)
24.2 Rick Volk, 1967
21.9 Milt Davis, 1957
18.9 Bobby Boyd, 1960
18.6 Ray Brown, 1958
17.7 Jacob Lacey, 2009

HIGHEST RETURN AVERAGE (GAME-2INT) *ROOKIE
60.5 *Milt Davis at Chi, Nov. 17, 1957
58.0 Andy Nelson vs. G.B., Nov. 2, 1958
56.5 Ray Buchanan at N.E., Dec. 11, 1994
53.5 Kelvin Hayden vs. Cin, Dec. 7, 2008
42.0 *Bobby Boyd vs. Det, Dec. 4, 1960
41.0 Keith Taylor vs. Buf, Oct. 8, 1989
39.5 *Milt Davis at S.F., Dec. 8, 1957
37.0 Gary Brackett at Balt, Dec. 9, 2007
31.5 Wendell Harris vs. Det, Oct. 10, 1965
31.0 Darius Butler at Jax, Nov. 8, 2012
27.5 *Ray Brown vs. Chi, Oct. 4, 1958
27.5 Bobby Boyd vs. Atl, Dec. 1, 1968

LONGEST RETURN (*ROOKIE)
97t Eugene Daniel vs. NYJ, Oct. 29, 1995
94t *Rick Volk at Chi, Oct. 8, 1967
94t *James Burroughs at Min, Dec. 12, 1982
90t Rick Volk at S.F., Oct. 13, 1968
90t *Steve Emtman at Mia, Oct. 25, 1992
90t Ray Buchanan at N.E., Dec. 11, 1994
85t Kelvin Hayden vs. Cin, Dec. 7, 2008
83t Matt Giordano vs. N.O., Sept. 6, 2007
80t John Holt vs. S.D., Nov. 30, 1986
80t Keith Taylor vs. Buf, Oct. 8, 1989

MOST TOUCHDOWNS (CAREER)
5 Jerry Logan, 1963-72
4 Bobby Boyd, 1960-68
3 Milt Davis, 1957-60
3 Andy Nelson, 1957-63
3 Ray Buchanan, 1993-94
3 Eugene Daniel, 1984-96
3 Jason Belser, 1992-00
3 Kelvin Hayden, 2005-10
3 Darius Butler, 2012-13
2 Blackwood/Burris/Curtis/Haymond/June/ Lyles/Wallace/White/Powers/Lacey

MOST TOUCHDOWNS (SEASON) *ROOKIE
3 Ray Buchanan, 1994
2 *Milt Davis, 1957
2 Jerry Logan, 1965, 70
2 Jackie Wallace, 1975
2 Lyle Blackwood, 1978
2 Jason Belser, 1996
2 Cato June, 2005
2 Kelvin Hayden, 2010

***ROOKIES** with 1 (Braziel/Burroughs/David/Emtman/ Hutchins/Lacey/Volk)

CONSC. GAMES WITH TOUCHDOWNS
2 Ray Buchanan, G13-14, 1994

PUNTING

MOST (CAREER)
985 Rohn Stark, 1982-94
838 David Lee, 1966-78
577 Hunter Smith, 1999-08
366 Pat McAfee, 2009-13
277 Chris Gardocki, 1995-98
232 Tom Gilburg, 1961-65
119 Cotton Davidson, 1954, 57
99 Bucky Dilts, 1979
95 Ray Brown, 1958-60
82 Mike Bragg, 1980

MOST (SEASON)
99 Bucky Dilts, 1979
98 Rohn Stark, 1984
92 David Lee, 1978
91 Rohn Stark, 1983
88 Pat McAfee, 2011
86 David Lee, 1975
83 Rohn Stark, 1992, 93
82 David Lee, 1977
82 Mike Bragg, 1980
82 Rohn Stark, 1991

MOST (ROOKIE)
72 Cotton Davidson, 1954
64 Pat McAfee, 2009
58 Hunter Smith, 1999
54 Ray Brown, 1958
51 Dave Sherer, 1959
49 David Lee, 1966

MOST (GAME)
12 David Lee at NYJ, Sept. 25, 1977
12 Chris Gardocki at Buf, Oct. 6, 1996
11 Cotton Davidson at Chi, Oct. 10, 1954
11 Joe Don Looney at S.F., Nov. 29, 1964
11 David Lee at Mia, Nov. 11, 1973
11 David Lee at N.E., Oct. 19, 1975
10 Ray Brown at S.F., Dec. 18, 1960
10 David Lee at Buf, Dec. 1, 1974
10 David Lee at NYG, Dec. 7, 1975
10 Bucky Dilts at K.C., Sept. 2, 1979
10 Rohn Stark at Den, Dec. 11, 1983
10 Rohn Stark at LA Raid, Nov. 25, 1984
10 Rohn Stark at N.E., Oct. 2, 1988
10 Rohn Stark at N.E., Dec. 8, 1991

MOST (ROOKIE-GAME)
11 Cotton Davidson at Chi, Oct. 10, 1954

11 Joe Don Looney at S.F., Nov. 29, 1964
9 Ray Brown at Chi, Nov. 16, 1958
9 David Lee vs. LA Rams, Nov. 27, 1966
8 (3 times) Last: Cotton Davidson vs. Det., Nov. 6, 1954

MOST PUNT YARDS (CAREER)
43162 Rohn Stark, 1982-94
34019 David Lee, 1966-78
25040 Hunter Smith, 1999-08
16685 Pat McAfee, 2009-13
12403 Chris Gardocki, 1995-98

MOST PUNT YARDS (SEASON)
4383 Rohn Stark, 1984
4124 Rohn Stark, 1983
4098 Pat McAfee, 2011
3716 Rohn Stark, 1992
3657 Bucky Dilts, 1979
3595 Rohn Stark, 1993
3584 Rohn Stark, 1985
3583 Chris Gardocki, 1998
3520 Pat McAfee, 2012
3513 David Lee, 1978
3499 Pat McAfee, 2013
3492 Rohn Stark, 1991
3432 Rohn Stark, 1986

MOST PUNT YARDS (ROOKIE)
2837 Pat McAfee, 2009
2678 Cotton Davidson, 1954
2467 Hunter Smith, 1999
2233 David Lee, 1966
2132 Dave Sherer, 1959

MOST PUNT YARDS (GAME)
551 Chris Gardocki at Buf, Oct. 6, 1996
462 Rohn Stark at Den, Dec. 11, 1983
456 Rohn Stark at N.E., Oct. 2, 1988
451 Pat McAfee vs. Atl, Nov. 6, 2011
445 Joe Don Looney at S.F., Nov. 29, 1964
444 Rohn Stark at LA Raid, Nov. 25, 1984
425 Cotton Davidson at Chi, Oct. 10, 1954
423 Bucky Dilts at K.C., Sept. 2, 1979
413 Rohn Stark at N.E., Dec. 8, 1991
409 David Lee vs. LA Rams, Nov. 27, 1966
406 Pat McAfee vs. Mia, Sept. 15, 2013
405 Ray Brown at Chi, Nov. 16, 1958

MOST PUNT YARDS (GAME-ROOKIE)
445 Joe Don Looney at S.F., Nov. 29, 1964
425 Cotton Davison at Chi, Oct. 10, 1954
409 David Lee vs. LA Rams, Nov. 27, 1966
405 Ray Brown at Chi, Nov. 16, 1958
339 Pat McAfee vs. N.E., Nov. 15, 2009

HIGHEST AVERAGE (CAREER-75 MIN)
45.6 Pat McAfee, 2009-13
44.8 Chris Gardocki, 1995-98
43.8 Rohn Stark, 1982-94
43.4 Hunter Smith, 1999-08
41.4 Tom Gilburg, 1961-65
40.6 David Lee, 1966-78
39.4 Mike Garrett, 1981
39.2 Ray Brown, 1958-60
39.1 Mike Bragg, 1980
36.9 Bucky Dilts, 1979

HIGHEST AVERAGE (SEASON-32 MIN)
48.2 Pat McAfee, 2012
46.6 Pat McAfee, 2011
46.0 Pat McAfee, 2013
45.9 Rohn Stark, 1985
45.7 Chris Gardocki, 1996
45.6 David Lee, 1966
45.4 Chris Gardocki, 1998
45.3 Rohn Stark, 1983
45.3 Chris Gardocki, 1997
45.3 David Lee, 1969
45.2 Rohn Stark, 1986
45.2 Hunter Smith, 2004
44.8 Rohn Stark, 1992

HIGHEST AVERAGE (ROOKIE-32 MIN)
45.6 David Lee, 1966
44.4 Rohn Stark, 1982 (9-game season)
44.3 Pat McAfee, 2009
43.0 Tom Gilburg, 1961
42.5 Hunter Smith, 1999

HIGHEST AVERAGE (GAME-3 MIN) *ROOKIE
57.7 Hunter Smith at Hou, Sept. 23, 2007
56.5 Hunter Smith at K.C., Sept. 3, 2000
56.3 *David Lee vs. S.F., Sept. 25, 1966
56.2 Rohn Stark vs. Den, Oct. 13, 1985
55.4 Pat McAfee vs. K.C., Oct. 9, 2011
54.5 Rohn Stark at N.E., Sept. 4, 1983
54.3 Hunter Smith vs. N.E., Nov. 2, 2008
54.0 Tom Gilburg vs. S.F., Oct. 3, 1965
53.7 *David Lee at Chi, Oct. 9, 1966
53.6 Pat McAfee vs. Min, Sept. 16, 2012
53.3 Chris Gardocki vs. Cin, Dec. 13, 1998
53.3 Hunter Smith vs. N.E., Nov. 4, 2007
53.3 Pat McAfee vs. Ten, Dec. 9, 2012
Other 50.0+ Rookie:
Lee at Min, Sept. 18, 1966;
Stark at S.D., Dec. 26, 1982;
Smith vs. Wash, Dec. 19, 1999

40.0+ GAMES (CAREER-3 PUNT MIN)
143 Rohn Stark, 1982-94
96 David Lee, 1966-78
89 Hunter Smith, 1999-08
63 Pat McAfee, 2009-13
46 Chris Gardocki, 1995-98
30 Tom Gilburg, 1961-65

40.0+ GAMES (SEASON-3 PUNT MIN)
16 Pat McAfee, 2011
15 Chris Gardocki, 1998
14 Rohn Stark, 1983
14 Pat McAfee, 2012
14 Pat McAfee, 2013
13 Rohn Stark, 1984-85, 92-93
13 Hunter Smith, 2001
12 David Lee, 1979
12 Rohn Stark, 1986, 89-90
12 Chris Gardocki, 1997
11 Chris Gardocki, 1996
11 Hunter Smith, 2004
11 Pat McAfee, 2009

50.0+ GAMES (CAREER-3 PUNT MIN)
15 Rohn Stark, 1982-94
14 Hunter Smith, 1999-08
11 Pat McAfee, 2009-13
6 David Lee, 1966-78
4 Chris Gardocki, 1995-98
3 Tom Gilburg, 1961-65
1 Mike Garrett, 1981

50.0+ GAMES (SEASON-3 PUNT MIN)
5 Pat McAfee, 2012
3 David Lee, 1966
3 Rohn Stark, 1992
3 Hunter Smith (2), 2001,07
2 Tom Gilburg, 1962
2 Rohn Stark (2), 1983,93
2 Chris Gardocki, 1998
2 Hunter Smith (2), 2000,08

PUNTS BLOCKED (CAREER)
11 David Lee, 1966-78
7 Rohn Stark, 1982-94
5 Hunter Smith, 1999-08
3 Pat McAfee, 2009-13
2 Bragg/Dilts
1 Colquitt/Davidson

PUNTS BLOCKED (SEASON)
2 David Lee (3), 1973,77,78
2 Bucky Dilts, 1979
2 Mike Bragg, 1980
2 Rohn Stark (2), 1985,87
2 Hunter Smith, 1999

PUNTS BLOCKED (GAME)
2 David Lee at Mia, Nov. 11, 1973

MOST TOUCHBACKS (CAREER)
111 Rohn Stark, 1982-94
79 David Lee, 1966-78
61 Hunter Smith, 1999-08
31 Pat McAfee, 2009-13
25 Chris Gardocki, 1995-98
11 Tom Gilburg, 1961-65
8 Ray Brown, 1958-60
5 Bragg/Davidson/Dilts

MOST TOUCHBACKS (SEASON)
14 Rohn Stark, 1985
13 Rohn Stark, 1993
12 David Lee, 1967
12 Rohn Stark, 1982
12 Hunter Smith, 2001

MOST TOUCHBACKS (ROOKIE)
12 Rohn Stark, 1982
8 Hunter Smith, 1999
6 Pat McAfee, 2009
4 Brown/Sherer

MOST TOUCHBACKS (GAME)
4 Rohn Stark at Buf, Oct. 20, 1985
4 Rohn Stark vs. Mia, Nov. 6, 1993
4 Rohn Stark at T.B., Sept. 11, 1994
3 (9 times) Stark (4)/Lee (2)/Davidson/Looney/Smith

MOST INSIDE 20 (CAREER, since 1976)
224 Rohn Stark, 1982-94
193 Hunter Smith, 1999-08
116 Pat McAfee, 2009-13
80 Chris Gardocki, 1995-98
56 David Lee, 1966-78

MOST INSIDE 20 (SEASON)
27 Pat McAfee, 2013
26 Hunter Smith, 2002
26 Pat McAfee, 2012
24 Rohn Stark, 1990
23 Rohn Stark, 1986
23 Chris Gardocki (2), 1996,98
23 Hunter Smith (2), 2005,08
22 Mike Bragg, 1980
22 Rohn Stark (2), 1992,94
21 (8 times) Last: Pat McAfee, 2011

MOST INSIDE 20 (GAME)
6 Pat McAfee vs. Den, Oct. 20, 2013
5 David Lee at St.L, Dec. 4, 1976
5 Rohn Stark at N.E., Nov. 11, 1990

LONGEST PUNTS
76 David Lee at NYG, Oct. 17, 1971
72 Rohn Stark at Mia, Sept. 23, 1984
72 Chris Gardocki at S.D., Oct. 27, 1997
69 Rohn Stark at Buf, Dec. 2, 1984
69 Chris Gardocki at Buf, Sept. 17, 1995 (twice)
69 Hunter Smith vs. Balt, Oct. 13, 2002
68 David Lee vs. N.O., Dec. 10, 1967
68 Rohn Stark at Den, Dec. 11, 1983
68 Rohn Stark vs. Den, Oct. 13, 1985
67 David Lee at Sea, Nov. 12, 1978
67 Rohn Stark at Buf, Sept. 18, 1983

LONGEST PUNTS (ROOKIE)
64 Joe Don Looney at Det, Oct. 25, 1964
64 David Lee vs. S.F., Sept. 25, 1966
64 David Lee at LA Rams, Oct. 30, 1966
62 Joe Don Looney at LA Rams, Nov. 22, 1964
61 Tom Gilburg vs. LA Rams, Sept. 17, 1961
61 Hunter Smith vs. Wash, Dec. 19, 1999

PUNT RETURNS MOST (CAREER)
156 Clarence Verdin, 1988-93
119 Terrence Wilkins, 1999-01, 03, 06
112 Carl Taseff, 1953-61
109 Howard Stevens, 1975-77
108 Alvin Haymond, 1964-67
83 Rick Volk, 1967-75
78 Nesby Glasgow, 1979-87
74 Troy Walters, 2002-05
71 Bert Rechichar, 1953-59
64 Jerry Logan, 1963-72
60 Bruce Laird, 1972-81

MOST (SEASON) *ROOKIE
44 *Nesby Glasgow, 1979
42 *Dewell Brewer, 1994
41 Alvin Haymond, 1965
41 *Terrence Wilkins, 1999
40 Alvin Haymond, 1966
40 Robbie Martin, 1985
39 Howard Stevens, 1976
36 Howard Stevens, 1975
35 Troy Walters, 2002
34 *Bruce Laird, 1972
34 Howard Stevens, 1977
31 Clarence Verdin, 1990

MOST (GAME)
9 Nesby Glasgow at K.C., Sept. 2, 1979
8 Howard Stevens vs. T.B., Oct. 3, 1976
7 Alvin Haymond vs. Det, Oct. 10, 1965
7 Alvin Haymond vs. LA Rams, Nov. 27, 1966
7 Larry Anderson vs. Den, Sept. 11, 1983
7 Robbie Martin at S.F., Oct. 5, 1986
6 (10 times) Last: Jamie Silva vs. S.F., Nov. 1, 2009

MOST (ROOKIE-GAME)
9 Nesby Glasgow at K.C., Sept. 2, 1979
6 Bruce Laird vs. Buf, Dec. 3, 1972
5 (9 times) Last: Nate Jacquet at NYJ, Dec. 14, 1997
4 (24 times) Last: T.Y. Hilton vs. Buf, Nov. 25, 2012

MOST YARDAGE (CAREER)
1537 Clarence Verdin, 1988-93
1065 Terrence Wilkins, 1999-01, 03, 06
1012 Howard Stevens, 1975-77
911 Alvin Haymond, 1964-67
826 Carl Taseff, 1953-61
643 Nesby Glasgow, 1979-87
594 Jerry Logan, 1963-72
587 Troy Walters, 2002-05
552 Robbie Martin, 1985-86
521 Rick Volk, 1967-75
459 T.Y. Hilton 2012-13
405 Bruce Laird, 1972-81
405 Ron Gardin, 1970-71

MOST YARDAGE (SEASON) *ROOKIE
443 Robbie Martin, 1985
403 Alvin Haymond, 1965
396 Howard Stevens, 1975
396 Clarence Verdin, 1990
388 *Terrence Wilkins, 1999
352 *Nesby Glasgow, 1979
347 Alvin Haymond, 1966
339 *Dewell Brewer, 1994
330 *Ron Gardin, 1970
315 Howard Stevens, 1976
303 *Bruce Laird, 1972
300 *T.Y. Hilton, 2012

MOST YARDS (GAME)
148 Carl Taseff at GBM, Oct. 14, 1956
141 Ray Buchanan vs. S.D., Nov. 3, 1996
124 Clarence Verdin at N.E., Nov. 11, 1990
111 T.Y. Hilton, vs. Buf, Nov. 25, 2012
110 Ron Gardin vs. Mia, Nov. 1, 1970
107 Dewell Brewer vs. Mia, Dec. 18, 1994
106 Robbie Martin vs. Mia, Nov. 17, 1985
102 Marvin Harrison at NYJ, Sept. 8, 1996
97 Alvin Haymond vs. S.F., Sept. 25, 1966
97 Clarence Verdin at Mia, Oct. 25, 1992
96 Clarence Verdin vs. N.E., Nov. 15, 1992

MOST YARDS (GAME-ROOKIE)
111 T.Y. Hilton vs. Buf, Nov. 25, 2012
110 Ron Gardin vs. Mia, Nov. 1, 1970
107 Dewell Brewer vs. Mia, Dec. 18, 1994
102 Marvin Harrison at NYJ, Sept. 8, 1996
87 Leonard Dunlap vs. NYJ, Sept. 19, 1971
75 Nesby Glasgow at N.E., Nov. 18, 1979

HIGHEST AVERAGE (CAREER-30 MIN)
13.5 Ron Gardin, 1970-71
9.9 Clarence Verdin, 1988-93
9.7 Robbie Martin, 1985-86
9.3 Howard Stevens, 1975-77
9.2 Jerry Logan, 1963-72
9.1 T.J. Rushing, 2006-09
8.9 Terrence Wilkins, 1999-01, 03, 06
8.4 Alvin Haymond, 1964-67
8.2 Nesby Glasgow, 1979-87

HIGHEST AVERAGE (SEASON-14 MIN)
13.1 T.J. Rushing, 2007
12.9 Clarence Verdin, 1989
12.8 Clarence Verdin, 1990
12.6 Wendell Harris, 1964
11.8 Ron Gardin, 1970
11.5 T.Y. Hilton, 2012
11.2 Clarence Verdin, 1992
11.1 Robbie Martin, 1985
11.0 Howard Stevens, 1975
10.9 Clarence Verdin, 1988
10.4 Terrence Wilkins, 2001

HIGHEST AVERAGE (ROOKIE-14 MIN)
11.8 Ron Gardin, 1970
11.5 T.Y. Hilton, 2012
10.0 Jerry Logan, 1963
9.8 Marvin Harrison, 1996
9.5 Terrence Wilkins, 1999
8.9 Bruce Laird, 1972

HIGHEST AVERAGE (GAME-2 MIN) *ROOKIE
47.0 T.J. Rushing at Oak, Dec. 16, 2007
37.5 Ron Gardin vs. NYJ, Sept. 19, 1971
37.0 Carl Taseff at GBM, Oct. 14, 1956
36.7 *Ron Gardin vs. Mia, Nov. 1, 1970
32.3 Clarence Verdin at Mia, Oct. 25, 1992
32.0 Alvin Haymond at Min, Nov. 14, 1965
28.2 Ray Buchanan vs. S.D., Nov. 3, 1996
28.0 *Terrence Wilkins at NYG, Nov. 14, 1999
27.8 *T.Y. Hilton vs. Buf, Nov. 25, 2012
27.3 Terrence Wilkins vs. Jax, Sept. 24, 2006
26.8 *Dewell Brewer vs. Mia, Dec. 18, 1994

MOST FAIR CATCHES (CAREER)
56 Rick Volk, 1967-75
54 Clarence Verdin, 1988-93
53 Troy Walters, 2002-05
47 Terrence Wilkins, 1999-01, 03, 06
38 T.J. Rushing, 2006-009
34 Nesby Glasgow, 1979-87
30 T.Y. Hilton, 2012-13
25 Mike Prior, 1987-92
23 Howard Stevens, 1975-77
22 Alvin Haymond, 1964-67
20 Ron Gardin, 1970-71

MOST FAIR CATCHES (SEASON) *ROOKIE
25 Troy Walters, 2005
22 T.J. Rushing, 2009
20 *Ron Gardin, 1970
20 Rick Volk, 1971
18 *T.Y. Hilton, 2012
17 Clarence Verdin, 1993
17 *Terrence Wilkins, 1999
15 Nesby Glasgow, 1980
15 Troy Walters, 2002
14 T.J. Rushing, 2007
14 *Blair White, 2010

MOST FAIR CATCHES (GAME) *ROOKIE
5 *T.Y. Hilton vs. G.B., Oct. 7, 2012
4 Timmy Brown at NYG, Nov. 2, 1968
4 *Ron Gardin at Mia, Nov. 22, 1970
4 *Marvin Harrison at Buf, Oct. 6, 1996
4 *Brad Pyatt vs. Hou, Oct. 26, 2003
3 (29 times) Last: T.J. Rushing vs. N.E., Nov. 15, 2009.
***ROOKIE**: Blair White vs. Ten, Jan. 2, 2011

LONGEST RETURN (*ROOKIE)
90t Carl Taseff at GBM, Oct. 14, 1956
90t T.J. Rushing at Oak, Dec. 16, 2007
84t Clarence Verdin at Mia, Oct. 25, 1992
82t Ray Buchanan vs. S.D., Nov. 3, 1996
82t Terrence Wilkins vs. Jax, Sept. 24, 2006
80t *Ron Gardin vs. Mia, Nov. 1, 1970
78t Terrence Wilkins at NYJ, Sept. 9, 2001
75t *Nesby Glasgow at N.E., Nov. 18, 1979
75t *Dewell Brewer vs. Mia, Dec. 18, 1994
75t *T.Y. Hilton vs. Buf, Nov. 25, 2012
73t Clarence Verdin at Cle, Sept. 19, 1988

MOST TOUCHDOWNS (CAREER)
4 Clarence Verdin, 1988-93
3 Terrence Wilkins, 1999-01, 03, 06
2 Carl Taseff, 1953-62
1 Brewer/Gardin/Glasgow/Hilton/Logan/Martin/Rushing

MOST TOUCHDOWNS (SEASON)
2 Clarence Verdin, 1992

KICKOFF RETURNS

MOST (CAREER)
176 Terrence Wilkins, 1999-01,03,06
169 Clarence Verdin, 1988-93
153 Aaron Bailey, 1994-98
148 Albert Bentley, 1985-91
137 Bruce Laird, 1972-81
131 Dominic Rhodes, 2001-06,08,10
84 Nesby Glasgow, 1979-87
67 Larry Anderson, 1982-84
62 Tom Matte, 1961-72
61 Troy Walters, 2002-05

MOST (SEASON)
55 Aaron Bailey, 1997
53 Troy Walters, 2002
52 Terrence Wilkins, 2006
51 Terrence Wilkins, 1999
50 Nesby Glasgow, 1979

50 Clarence Verdin, 1993
48 Dominic Rhodes, 2004
44 Terrence Wilkins, 2001
43 Aaron Bailey, 1996
41 Marshall Johnson, 1978
41 Dominic Rhodes, 2005

MOST (ROOKIE)
51 Terrence Wilkins, 1999
50 Nesby Glasgow, 1979
31 Joe Lefeged, 2011
29 Bruce Laird, 1972
22 Pierre Garcon, 2008
20 Bake Turner, 1962
20 Kim Anderson, 1980
20 Kevin Williams, 1981

MOST (GAME)
9 Brandon James vs. S.D., Nov. 28, 2010
8 Aaron Bailey at S.D., Oct. 26, 1997
8 Terrence Wilkins at Balt, Dec. 2, 2001
8 Dominic Rhodes at K.C., Oct. 31, 2004
7 Nesby Glasgow at N.E., Nov. 18, 1979
7 Albert Bentley at NYJ, Dec. 10, 1988
7 Mark Stock vs. S.D., Nov. 3, 1996
7 Nate Jacquet at Min, Dec. 21, 1997
7 Troy Walters vs. NYG, Dec. 22, 2002
7 Dominic Rhodes vs. S.D., Dec. 18, 2005

MOST (ROOKIE-GAME)
9 Brandon James vs. S.D., Nov. 28, 2010
7 Nesby Glasgow at N.E., Nov. 18, 1979
7 Nate Jacquet at Min, Dec. 21, 1997
6 Bruce Laird vs. NYJ, Sept. 24, 1972
6 Nesby Glasgow vs. N.E., Oct. 28, 1979
6 Stacey Simmons at Phi, Sept. 30, 1990
6 Dominic Rhodes at K.C., Oct. 25, 2001
6 Pierre Garcon at Ten, Oct. 27, 2008

MOST YARDAGE (CAREER)
4017 Terrence Wilkins, 1999-01,03,06
3501 Aaron Bailey, 1994-98
3420 Clarence Verdin, 1988-93
3406 Bruce Laird, 1972-81
3175 Albert Bentley, 1985-91
3062 Dominic Rhodes, 2001-06,08,10
1904 Nesby Glasgow, 1979-87
1369 Jim Duncan, 1969-71
1367 Tom Matte, 1961-72
1351 Larry Anderson, 1982-84

MOST YARDAGE (SEASON)
1272 Terrence Wilkins, 2006
1206 Aaron Bailey, 1997
1188 Dominic Rhodes, 2004
1150 Troy Walters, 2002
1134 Terrence Wilkins, 1999
1126 Nesby Glasgow, 1979
1050 Clarence Verdin, 1993
1041 Aaron Bailey, 1996
1007 Terrence Wilkins, 2001
927 Marshall Johnson, 1978

MOST YARDAGE (ROOKIE)
1134 Terrence Wilkins, 1999
1126 Nesby Glasgow, 1979
843 Bruce Laird, 1972
578 Joe Lefeged, 2011
544 Brad Pyatt, 2003
504 Bake Turner, 1962

MOST YARDAGE (GAME)
236 Dominic Rhodes vs. S.D., Dec. 26, 2004
213 Aaron Bailey vs. Sea, Sept. 14, 1997
199 Aaron Bailey at Cin, Dec. 22, 1996
195 Alvin Haymond vs. Phi, Nov. 21, 1965
188 Troy Walters vs. NYG, Dec. 22, 2002
182 Dominic Rhodes at K.C., Oct. 31, 2004

MOST YARDAGE (GAME-ROOKIE)
181 Bruce Laird vs. NYJ, Sept. 24, 1972
177 Brad Pyatt at T.B., Oct. 6, 2003
155 Lenny Lyles vs. Was, Oct. 26, 1958
153 Terrence Wilkins vs. Mia, Oct. 10, 1999
150 Pierre Garcon at Ten, Oct. 27, 2008
150 Brandon James vs. S.D., Nov. 28, 2010

HIGHEST AVERAGE (CAREER-30 MIN)
32.6 Jim Duncan, 1969-71
27.9 Johnny Sample, 1958-60
27.5 Buddy Young, 1953-55
27.4 Lenny Lyles, 1958, 61-69
26.8 Preston Pearson, 1967-68
26.5 Cotton Speyrer, 1972-74
26.4 Alvin Haymond, 1964-67
25.6 Tony Lorick, 1964-67
24.9 Bruce Laird, 1972-81
24.1 Lenny Moore, 1956-67

HIGHEST AVERAGE (SEASON-14 MIN)
35.4 Jim Duncan, 1970
35.1 Preston Pearson, 1968
30.7 Alvin Haymond, 1965
29.5 Jim Duncan, 1969
29.2 Cotton Speyrer, 1973
29.1 Bruce Laird, 1972
28.8 Johnny Sample, 1960
28.6 Brad Pyatt, 2003
26.9 Johnny Sample, 1959
26.3 Joe Washington, 1978
26.3 Bruce Laird, 1974

HIGHEST AVERAGE (ROOKIE-14 MIN)
29.1 Bruce Laird, 1972
28.6 Brad Pyatt, 2003
25.4 Dominic Rhodes, 2001
25.2 Bake Turner, 1962
24.6 Joe Don Looney, 1964

HIGHEST AVERAGE (GAME-2 MIN)
66.0 Aaron Bailey at Jax, Dec. 10, 1995
63.5 Preston Pearson at S.F., Oct. 13, 1968
62.0 Cotton Speyrer vs. Buf, Nov. 25, 1973
59.5 Johnny Sample vs. Chi, Oct. 2, 1960
58.5 Lenny Lyles vs. Chi, Oct. 4, 1958
56.0 Joe Washington at N.E., Sept. 18, 1978
53.0 Deji Karim vs. Hou, Dec. 30, 2012
51.7 Lenny Lyles vs. Was, Oct. 26, 1958
47.5 Bruce Laird at N.E., Nov. 6, 1972
46.7 Jim Duncan at Mia, Nov. 22, 1970
46.3 Ronald Humphrey at Pit, Sept. 18, 1994

LONGEST RETURNS
104t Buddy Young at Phi, Nov. 15, 1953
103t Lenny Lyles vs. Chi, Oct. 4, 1958
102t Preston Pearson at Det, Nov. 10, 1968
101t Lenny Lyles vs. Was, Oct. 26, 1958
101t Cotton Speyrer vs. Buf, Nov. 25, 1973
101t Deji Karim vs. Hou, Dec. 30, 2012

MOST TOUCHDOWNS (CAREER)
2 Lenny Lyles, 1958, 61-69
2 Preston Pearson, 1967-68
2 Jim Duncan, 1969-71
2 Aaron Bailey, 1994-97
2 Dominic Rhodes, 2001-06,08,10

MOST TOUCHDOWNS (SEASON)
2 Lenny Lyles, 1958
2 Preston Pearson, 1968

TOUCHDOWNS ON OPENING KICKOFF COLTS
104 Buddy Young at Phi, Nov. 11, 1953
96 Preston Pearson at S.F., Oct. 13, 1968
95 Ronald Humphrey at Pit, Sept. 18, 1994
95 Aaron Bailey at Jax, Dec. 10, 1995

OPPONENTS
99 Allen Carter vs. N.E., Dec. 21, 1975
99 Jacoby Ford at Oak, Dec. 26, 2010
95 Sammy Martin vs. N.E., Nov. 27, 1988
89 Darren Sproles at S.D., Nov. 11, 2007
84 Jerome Mathis at Hou, Sept. 23, 2007

LONGEST NON-SCORING RETURN
Colts: 90 Kendall Williams at Cin, Oct.2, 1983
90 Brad Pyatt at T.B., Oct. 6, 2003
Opp: 96 Joe Arenas at S.F., Dec. 16, 1956

FUMBLES

MOST RECOVERIES (SEASON)
6 Barney Poole, 1953
6 Stan White, 1973

MOST RECOVERIES (GAME)
2 (22 times) Last: Josh Mallard vs. Dal, Nov. 17, 2002

MOST CONSECUTIVE GAMES RECOVERIES
3 Fred Cook, G8-10, 1975
2 (40 times) Last: Robert Mathis, G15-16, 2011

LONGEST FUMBLE RETURNS
95t Chukie Nwokorie at NYJ, Sept. 9, 2001
78t Quentin Coryatt at Pit, Sept. 18, 1994
75t Tony Bennett vs. Hou, Sept. 4, 1994
68t Gary Brackett at Hou, Oct. 5, 2008
64t Stan White vs. Buf, Dec. 12, 1976
60t Larry Tripplett vs. Ten, Dec. 4, 2005
56t Rodney Culver vs. Mia, Sept. 5, 1993
54t Chris Goode vs. Mia, Oct. 28, 1990
52t Johnie Cooks at N.E., Sept. 4, 1983
49t Fred Cook vs. NYJ, Nov. 16, 1975
48t Bernard Holsey vs. Det, Dec. 11, 2000
47t Jamaal Anderson vs. Pit, Sept. 5, 2011
44t Derrel Luce at Pit, Dec. 9, 1978
44t Larry Anderson vs. Den, Sept. 11, 1983

COLTS LARGEST COMEBACKS

Deficit	Date	Opponent	Trailed/Qtr.	Result
21	11/9/73	@ Buffalo	7-28/2nd	W 42-35
21	9/10/95	@ N.Y. Jets	3-24/3rd	W 27-24 OT
21	10/5/97	@ Miami	3-24/3rd	W 27-24 OT
21	10/6/03	@ Tampa Bay	14-38/4th	W 38-35 OT
20	11/30/58	San Francisco	7-27/3rd	W 35-27
18	12/18/77	New England	3-21/3rd	W 30-24
18	10/9/77	Miami	10-28/2nd	W 45-28
18	9/15/96	@ Dallas	3-21/2nd	W 25-24
18	10/7/12	Green Bay	3-21/3rd	W 30-27
18	11/3/13	@ Houston	6-24/3rd	W 27-24
17	10/12/58	@ Green Bay	0-17/2nd	W 24-17
17	11/29/70	Chicago	0-17/2nd	W 21-20
17	12/27/92	@ Cincinnati	0-17/3rd	W 21-17
17	10/17/05	St. Louis	0-17/2nd	W 45-28
17	10/5/08	@ Houston	10-27/4th	W 31-27
17	11/15/09	New England	14-31/4th	W 35-34
17	11/29/09	@Houston	0-17/2nd	W 35-27

COLTS LARGEST LEADS LOST

Lead	Date	Opponent	Ahead / Qtr.	Result
26	9/21/97	@ Buffalo	26-0/2nd	L 35-37
24	10/20/57	@ Detroit	27-3/3rd	L 27-31
21	10/27/57	Green Bay	21-0/4th	L 21-24
21	10/18/98	@ San Francisco	21-0/2nd	L 31-34
21	9/19/99	@ New England	28-7/2nd	L 28-31
21	9/10/00	Oakland	21-0/2nd	L 31-38
19	12/11/83	@ Denver	19-0/4th	L 19-21
17	9/9/79	Tampa Bay	17-0/2nd	L 26-29
17	10/9/88	@ Buffalo	17-0/2nd	L 23-34
17	10/9/11	Kansas City	24-7/2nd	L 24-28
14	10/1/78	Philadelphia	14-0/4th	L 14-17
14	12/8/91	@ New England	17-3/3rd	L 17-23 OT
14	9/18/94	@ Pittsburgh	14-0/2nd	L 21-31
14	10/23/94	Washington	17-3/2nd	L 27-41
14	11/29/98	@ Baltimore	24 -10/2nd	L 31-38
14	12/6/98	@ Atlanta	21-7/2nd	L 21-28
14	11/18/01	@ New Orleans	14-0/1st	L 20-34
14	12/3/06	@ Tennessee	14-0/2nd	L 17-20

TEAM RECORDS

WON-LOSS-TIE

MOST WINS (SEASON)

14	2005	11	1970
14	2009	11	1976
13	1968	11	2012
13	1999	10	1965
13	2007	10	1971
12	1964	10	1975
12	2003	10	1977
12	2004	10	2000
12	2006	10	2002
12	2008	10	2010
11	1967		

MOST CONSECUTIVE WINS

23 11/2/08 vs. N.E. to 12/17/09 at Jax
13 9/11/05 at Balt to 12/11/05 at Jax
11 9/20/64 at G.B. to 11/29/64 vs. S.F.
11 10/26/75 at N.Y.J. to 9/19/76 vs. Cin
11 10/17/99 at N.Y.J. to 12/26/99 at Cle

MOST CONSECUTIVE HOME WINS

13 10/12/08 vs. Balt to 12/13/09 vs. Den
12 1/1/06 vs. Ariz to 10/7/07 vs. T.B.
11 11/8/04 vs. Min to 12/4/05 vs. Ten

MOST CONSECUTIVE ROAD WINS

11 11/9/08 at Pit to 12/17/09 at Jax
7 9/23/68 at Atl to 12/15/68 at L.A. Rams
7 9/11/05 at Balt to 12/11/05 at Jax

MOST CONSECUTIVE GAMES WITHOUT LOSS

23 11/2/08 vs. N.E. to 12/17/09 at Jax
15 12/18/66 at S.F. to 12/10/67 vs. N.O.

MOST LOSSES (SEASON)

15 1991

MOST CONSECUTIVE LOSSES

14 9/13/81 vs. Buf to 12/13/81 at Was

MOST CONSECUTIVE HOME LOSSES

9 9/22/74 vs. G.B. to 10/12/75 vs. Buf

MOST CONSECUTIVE ROAD LOSSES

12 9/20/81 at Den to 12/26/82 at S.D.

MOST TIED GAMES (SEASON)

2 1967

MOST CONSECUTIVE TIES

2 10/15/67 vs. L.A. Rams to 10/22/67 at Min

SCORING

COLTS (SEASON)

MOST		FEWEST	
522	2004	113	1982
450	2007	131	1954
447	2003	143	1991
439	2005	182	1953
435	2010	189	1993

OPP (SEASON)

MOST		FEWEST	
533	1981	140	1971
486	2001	144	1968
444	1998	198	1967
430	2011	203	1958
421	1978	221	1977
414	1984		

COLTS MOST (QUARTER)

31 vs. Mia 12/14/97
28 (7 times)
27 (3 times)
21 (52 times)
20 (8 times)
24 (6 times)
23 at Balt 12/9/07

OPP MOST (QUARTER)

28 vs. Cle 12/1/91
28 at St.L 12/30/01
27 at N.E. 11/18/79
25 vs. Mia 10/10/99
24 (8 times)
22 at Min 12/21/97
21 (37 times)
20 (6 times)

COLTS MOST (HALF)

45 vs. Den 10/31/88 (1)
42 vs. LA Rams 11/25/56 (2)
38 vs. GBM 10/13/57 (2)
37 at Balt 12/9/07 (1)
35 (9 times)

OPP MOST (HALF)

38 at Chi 10/21/56 (2)
37 vs. Chi 11/25/62 (2)
37 at N.E. 11/23/80 (2)
35 vs. NYJ 11/3/85 (1)
35 at St. L 12/30/01 (1)

COLTS MOST (GAME)

58 vs. Buf 12/12/76
56 vs. LA Rams 11/25/56
56 vs. G.B. 11/2/58
55 vs. Den 10/31/88
55 at N.O. 9/28/03

OPP MOST (GAME)

62 at N.O. 10/23/11
58 at Chi 10/21/56
57 vs. Chi 11/25/62
52 at Min 9/28/69
50 vs. N.E. 11/18/84
48 vs. LA Rams 9/26/54

LARGEST VICTORY MARGIN

56 vs. G.B. 11/2/58
52 vs. Chi 9/27/64
44 vs. Atl 12/1/68
43 at Buf 10/10/71
42 at Atl 11/12/67
41 vs. Mia 12/14/97

LARGEST DEFEAT MARGIN

57 vs. Chi 11/25/62
55 at N.O. 10/23/11
48 vs. LA Rams 9/26/54
44 at Mia 11/11/73
43 at LA Rams 12/5/53
42 (2 times)
35 at N.E. 11/18/12
30+ all-time deficits: 28

MOST POINTS BOTH TEAMS

89 vs. Chi 10/4/58
85 at Chi 10/21/56
83 at N.E. 11/18/12
82 at Cin 11/20/05
80 at K.C. 10/31/04
79 at Buf 11/9/75
79 vs. G.B. 11/16/97
78 (3 times)

FEWEST POINTS BOTH TEAMS

6 vs. Buf 12/1/74
6 vs. NYJ 10/11/87
6 at N.E. 12/6/92
9 vs. NYJ 10/11/92

MOST SHUTOUTS (SEASON)

COLTS	3	1968/1971
OPP	3	1972

MOST CONS. SHUTOUTS (OPP)

2 (9/4 - 9/10/78)
2 (11/21 - 11/28/82)
2 (11/1 - 11/8/92)

COLTS MOST CONS. GAMES SCORING

321	1/2/94	to present
104	10/24/54	to 11/18/62
90	12/12/65	to 10/8/72
61	11/27/83	to 11/15/87
55	11/29/87	to 9/8/91

OPP MOST CONS. GAMES SCORING

176	12/21/97	to 12/18/08
161	11/1/76	to 10/4/87
81	12/13/92	to 12/14/97
80	9/13/09	to present
68	10/31/88	to 11/29/92
65	9/27/53	to 10/26/58

TOUCHDOWNS

COLTS (SEASON)

MOST		FEWEST	
66	2004	12	1982
54	1964/07	14	1954
53	1958	14	1991
53	2005/09	16	1993
52	1975	22	1974

OPP (SEASON)

MOST		FEWEST	
68	1981	16	1968
57	2001	18	1971
54	1978	21	1967
52	1998	25	1966
50	1984	25	1970

COLTS MOST (GAME)

8 vs. LA Rams 11/25/56
8 vs. G.B. 11/2/58
7 (9 times)
6 (27 times)

OPP MOST (GAME)

8 at Chi 10/21/56
8 vs. Chi 11/25/62
8 at N.O. 10/23/11
8 at N.E. 11/18/12
7 at Min 9/28/69
6 (22 times)

COLTS RUSH TDS (SEASON)

MOST		FEWEST	
29	1964	3	1991
28	1975	4	1954
26	1976	4	1982
24	1958	4	1993
23	1971/88	7	53/66/98

OPP RUSH TDS (SEASON)

MOST		FEWEST	
30	1981	5	1967
23	1991	6	1968
21	1953	6	1970
21	1954	6	1987
21	1978	7	1966

COLTS MOST RUSHING (GAME)

5 at Det 10/19/58
5 vs. Was 11/2/69
5 vs. Hou 11/1/76
5 vs. Buf 10/6/85
5 vs. Den 10/31/88

4 (16 times) Last: vs. Phil 11/26/06

OPP MOST RUSHING (GAME)

5	vs. Cle	11/1/59
5	vs. Oak	9/10/00
4	(10 times) Last: at Jax 12/10/06	

COLTS PASS TDS (SEASON)

MOST		FEWEST	
51	2004	6	1982
34	2009	9	1954
33	1959/00/10	9	1974
32	2007	10	(3 times)
31	1965/05/06		

OPP PASS TDS (SEASON)

MOST		FEWEST	
37	1981	6	2008
31	1983	8	1960
31	1984	9	1958
30	2001	9	1968
29	1978	9	1971

COLTS MOST PASSING (GAME)

6	at N.O.	9/28/03
6	at Det.	11/25/04
5	vs. G.B.	11/2/58
5	at Dal	10/30/60
5	vs. Min	12/16/62
5	at Min	11/14/65
5	vs. Det	10/16/66
5	vs. Buf	10/4/87
5	vs. Atl	12/14/03
5	vs. G.B.	9/26/04
5	at K.C.	10/31/04
5	vs. Hou	11/14/04

OPP MOST PASSING (GAME)

7	at Min	9/28/69
6	vsNYJ	9/24/72
5	at Chi	10/21/56
5	at S.D.	12/26/82
5	at Pit	9/8/85
5	at N.O.	10/23/11
4	(23 times) Last: vs. G.B. 9/26/04	

MOST RETURN TDS (SEASON)

COLTS		OPP	
7	1994	8	1973
6	1968/70	7	2001
5	(11 times)	6	1977/80/10
4	(5 times)	5	(6 times)
		4	(12 times)

MOST DEFENSIVE TDS (SEASON)

COLTS		OPP	
5	1975/94	6	1973/2001
4	(11 times)	4	(9 times)
3	(8 times)	3	(9 times)

MOST KICK RETURN TDS (SEASON)

COLTS		OPP	
3	1970/89	4	2007
2	(10 times)	3	1977/79/06
		2	(9 times)

POINTS AFTER TOUCHDOWNS COLTS (SEASON)

MOST		FEWEST	
64	2004	11	1982
53	1964	12	1954
52	2005	14	1991
51	1975/10	15	1993
50	2009	21	1997

COLTS (GAME)

8	vs.	LA	11/25/56
8	vs.	GB	11/2/58

OPP (SEASON)

MOST		FEWEST	
65	1981	15	1968
53	1978	17	1971
52	2001	21	1967
49	2011	24	2005
47	1984	25	66/70/08
46	1986/91		

OPP (GAME)

8	at N.O.	10/23/11
8	at N.E.	11/18/12
7	at Chi	10/21/56
7	at Min	9/28/69

FIELD GOALS COLTS (SEASON)

MOST		FEWEST	
37	2003	3	1956
36	1996	5	1958
35	2013	6	1959
34	1999	7	1953
32	1997	7	1957

OPP (SEASON)

MOST		FEWEST	
33	2008	5	1971
32	1989	6	1958
32	1990	6	1975
31	2010	8	1956
30	2001/09	9	(3 times)

COLTS MOST (GAME)

5	at LA Rams	12/4/54
5	vs. S.F.	9/25/66
5	at Phi	10/30/83
5	vs. Mia	9/25/88
5	at Buf	9/21/97
5	vs. Den	1/6/02
5	vs. Balt	10/13/02
5	at Ten	12/7/03
5	vs.Ten	12/1/13

OPP MOST (GAME)

5	at Was	11/18/73
5	at N.E.	12/3/89
5	vs. Cin	9/3/95
5	at SD	10/26/97
5	vs. NYJ	12/23/01
5	vs. Mia	12/31/06
5	at Min	9/14/08
5	at Balt	11/22/09
5	vs. S.D.	11/28/10

COLTS MOST ATT (SEASON)

41	1997
40	1996/2013
39	1961/63/66/72
38	1999
37	1967

OPP MOST ATT (SEASON)

43	1989/90
38	1995/08
37	1998
36	2001/09/10
35	1970/86/06

COLTS FEWEST ATT (SEASON)

14	1958
16	1956
17	1978
18	(5 times)

OPP FEWEST ATT (SEASON)

10	1975
14	1955
16	1953
17	1958

COLTS MOST ATT (GAME)

7	at LA Rams 12/4/54
6	(7 times)

OPP MOST ATT (GAME)

7	at N.E.	12/3/89
6	at NYJ	11/29/81
6	at Buf	9/9/90
6	at S.D.	10/26/97
6	vs. NYJ	12/23/01
6	at Min	9/14/08
6	at Balt	11/22/09

TOTAL FIRST DOWNS COLTS (SEASON)

MOST		FEWEST	
379	2004	152	1982
376	2006	157	1953
366	2010	169	1954
363	2005	206	1955
360	2012	216	1956

OPP (SEASON)

MOST		FEWEST	
406	1981	166	1971
343	1984/2011	188	1958
341	1998	195	1959
338	1980	195	1960
336	1989	197	1982

COLTS MOST (GAME)

34	vs. Hou	9/17/06
33	vs. NYJ	12/15/74
33	vs. Hou	12/23/07
32	at Mia	11/15/87
31	vs. T.B.	10/8/76
31	at Chi	11/21/04
31	vs. StL	10/17/05

OPP MOST (GAME)

36	at S.F.	10/18/98
36	at N.O.	10/23/11
34	at Min	9/28/69
34	at Phi	11/15/81
33	at Mia	9/15/85
33	at K.C.	10/31/04
32	at Pit	9/18/94

COLTS FEWEST (GAME)

4	at Mia	11/11/73
5	at N.E.	11/11/90
6	at LA Rams	12/5/53
6	vs. Det	11/6/54

OPP FEWEST (GAME)

3	vs. S.F.	11/22/59
4	at Buf	10/10/71
5	vs S.F.	10/13/63
5	vs.StL	9/17/72
6	(2 times)	

MOST BOTH TEAMS

57	vs. NYJ	12/15/74
56	at K.C.	10/31/04
55	at Hou	11/29/09
54	at Mia	11/15/87
53	at N.E.	11/18/12
52	vs. LA Rams	11/25/56
52	at Buf	9/21/97
52	at Ten	9/19/04
52	vs.S.D.	12/26/04
52	vs.Hou	9/17/06
52	vs.Den	9/30/07

FEWEST BOTH TEAMS

19	at Buf	12/1/74
19	at N.E.	11/11/90
21	at Mia	11/11/73
22	(5 times)	

COLTS RECORDS

RUSHING

COLTS (SEASON)

MOST		FEWEST	
153	1988	55	1991
146	1983	62	1982
133	1976	64	1960
131	1975	66	1954
131	1985	69	2009/11

OPP (SEASON)

MOST		FEWEST	
162	1981	60	1971
153	1978	65	1959
151	1993	69	1957
150	2006	70	1958
140	1980/91	70	1969

COLTS MOST (GAME)

18	at Det	10/19/58
18	vs. S.F.	11/22/59
18	vs. Buf	10/6/85
18	vs. Den	9/30/07
16	(6 times)	

OPP MOST (GAME)

19	vs. Mia	10/29/72
19	vs. Dal	12/6/81
18	at G.B.	10/18/53
17	(3 times)	

COLTS FEWEST (GAME)

0	vs. LA Rams	11/27/66
0	at N.E.	11/11/90
0	vs. Phi	12/19/93
0	vs. Ariz	1/1/06
0	vs. S.D.	11/28/10
0	vs. Stl	11/10/13
1	(16 times)	

OPP FEWEST (GAME)

0	vs. Chi	10/5/57
0	vs. S.F.	10/13/63
0	at Buf	10/10/71
0	at T.B.	9/11/94
0	at Ariz	9/27/09
1	(14 times)	

PASSING

COLTS (SEASON)

MOST		FEWEST	
253	2010	66	1953
241	2006/09	79	1963
238	2004	80	1982
220	2008	90	1954
217	2005	92	1955

OPP (SEASON)

MOST		FEWEST	
214	1981	89	1982
209	2004	95	1953
203	2009	95	1971
195	2001	98	1955
194	1984	98	1960

COLTS MOST (GAME)

23	at Jax	10/3/10
22	vs. NYJ	12/15/74
22	at N.E.	11/21/10
22	vs. Mia	11/4/12
21	vs. S.F.	11/25/01
21	vs. S.D.	12/26/04
21	vs. Hou	9/17/06
21	vs. Hou	11/16/08
21	at N.E.	12/4/11

OPP MOST (GAME)

24	at Min	9/28/69
24	at Mia	9/15/85
23	vs. Mia	12/9/84
22	at S.F.	10/18/98
21	vs. Buf	10/8/89

COLTS FEWEST (GAME)

1	at Cle	9/16/73
1	vs.Buf	10/13/74
1	at Mia	11/23/75
2	(7 times)	

OPP FEWEST (GAME)

1	at GBM	11/24/91
1	at Hou	9/22/02
2	(6 times)	
3	(6 times)	

PENALTY

COLTS (SEASON)

MOST		FEWEST	
47	2004	10	1982
42	2012	11	1956
38	1999	12	1962
36	1979	13	(3 times)
33	2000		

OPP (SEASON)

MOST		FEWEST	
34	1980	8	1996
33	2012	11	1960/71
32	1983/03	11	2009
30	1981	12	1958
30	1995	12	1959

COLTS MOST (GAME)

9	vs. Pit	10/30/77
7	vs. G.B.	11/2/58
7	vs. Det	11/19/67
7	vs. Buf	12/17/78
7	vs. Pit	9/14/80
7	at Ten	9/19/04
7	at Phi	11/7/10

OPP MOST (GAME)

6	(9 times)
4	(35 times)

NET YARDS

COLTS (SEASON)

MOST		FEWEST	
6475	2004	2483	1982
6141	2000	2716	1953
6092	2010	2934	1954
6070	2006	3464	1955
5955	2001	3506	1973

OPP (SEASON)

MOST		FEWEST	
6793	1981	2852	1971
5988	2012	3284	1958
5935	2011	3296	1982
5929	2004	3317	1960
5911	1978	3377	1968

COLTS MOST (GAME)

595	at Atl	11/12/67
576	vs. Min	12/16/62
574	vs. LA Rams	11/25/56
567	vs. Ten	12/5/04
555	vs. Buf	9/23/01

OPP MOST (GAME)

622	at Min	9/28/69
597	at S.F.	12/13/53
590	at K.C.	10/31/04
583	at Dal	9/4/78
574	at Phi	11/15/81

COLTS FEWEST (GAME)

69	vs. Det	11/6/54
70	at LA Rams	12/5/53
86	at N.E.	10/23/77
88	at Buf	11/28/82
99	at S.D.	11/1/92

OPP FEWEST (GAME)

49	at Buf	10/10/71
89	vs. T.B.	10/3/76
94	at N.E.	12/6/92
97	at Was	11/26/61
113	vs. Was	9/25/60

MOST BOTH TEAMS

1095	at K.C.	10/31/04
1997	vs. LA Rams	11/25/56
1985	vs. NYJ	9/24/72
1964	at G.B.	11/15/59
1943	at Cin	11/20/05

FEWEST BOTH TEAMS

328	at Buf	12/1/74
346	at NYJ	11/11/84
355	vs. NYJ	10/29/95
359	at N.E.	12/6/92
373	at Buf	10/20/85

OFFENSIVE PLAYS

COLTS (SEASON)

MOST		FEWEST	
1117	1979	596	1982
1109	2012	840	1964
1088	2010	849	1966
1056	1980	851	1968
1048	2002	860	1970

OPP (SEASON)

MOST		FEWEST	
1116	1984	605	1982
1111	1981	746	1971
1109	1989	818	1967
1090	1994	827	1963
1084	2009	847	1973

COLTS MOST (GAME)

89	vs. G.B.	10/7/12
88	at S.F.	9/22/63
88	vs. Mia	12/14/75
87	vs. Den	11/10/74
86	vs. T.B.	10/3/76

OPP MOST (GAME)

88	vs. N.E.	10/29/89
86	at T.B.	10/4/92
85	vs. Dal	12/6/81
84	at Min	9/28/69
84	vs. Buf	12/13/87
84	at Mia	9/21/09

COLTS FEWEST (GAME)

35	at Mia	9/21/09
37	vs. Den	12/21/03
38	at Buf	11/28/82
41	vs. Mia	10/28/90
41	at N.E.	10/8/00

OPP FEWEST (GAME)

34	vs. NYJ	11/16/03
38	vs. Ten	12/28/08
39	at S.F.	9/22/63
40	at Chi	9/21/75
40	vs. T.B.	10/7/07

RUSHING ATTEMPTS

COLTS (SEASON)

MOST		FEWEST	
601	1983	293	1982
566	1977	335	1990
565	1976	345	1960
545	1988	354	1991
536	1973/75	364	1954

OPP (SEASON)

MOST		FEWEST	
662	1978	325	1959
607	1981	331	1958
575	1993	348	1982
574	1980	352	1971
559	1984	375	1957/68

COLTS MOST (GAME)

60	vs. S.F.	11/22/59
58	at NYJ	10/20/74
58	at Atl	11/17/74
57	at NYJ	11/11/84
53	vs. Hou	11/1/76
53	at Phi	10/30/83

OPP MOST (GAME)

66	vs. Dal	12/6/81
58	at N.E.	12/26/93
56	at G.B.	10/18/53
56	at Buf	11/28/82
53	at Mia	10/27/74

COLTS FEWEST (GAME)

10	vs. Ariz	1/1/06
10	vs. Ten	12/30/07
10	at Hou	9/12/10
11	vs. Was	12/22/90
11	at Mia	9/21/09

OPP FEWEST (GAME)

11	at Buf	10/10/71
11	at NYJ	12/7/97
12	at Den	12/11/83
12	vs. T.B.	10/7/07
12	at Ariz	9/27/09
12	at Jax	11/8/12
13	vs. Oak	10/10/04

YARDS

COLTS (SEASON)

MOST		FEWEST	
2695	1983	1044	1982
2439	1985	1102	1992
2309	1976	1169	1991
2249	1988	1274	2008
2217	1975	1275	1954

OPP (SEASON)

MOST		FEWEST	
3010	1978	1113	1971
2768	2006	1174	1957
2665	1981	1291	1958
2566	1998	1339	1968
2521	1993	1400	1969

COLTS MOST (GAME)

318	vs. G.B.	10/28/56
316	at Det	10/19/58
305	at Cle	11/11/56
299	vs. Hou	12/22/85
281	vs. Buf	10/6/85

OPP MOST (GAME)

375	at Jax	12/10/06
354	vs. Dal	12/6/81
352	at K.C.	12/23/12
315	at Mia	11/11/73
313	at Min	9/13/64
303	at G.B.	10/18/53
303	vs. LA Rams	11/22/53

COLTS FEWEST (GAME)

4	vs. Det	9/22/91
11	vs. Ariz	1/1/06
18	vs. Stl	11/10/13
19	vs. LA Rams	9/26/54
24	vs. S.D.	12/18/05
24	vs. S.D.	11/28/10

OPP FEWEST (GAME)

4	at Buf	10/10/71
15	vs. Pit	11/3/57
17	vs. T.B.	10/7/07
20	vs. G.B.	10/28/56
20	at Cle	10/14/96

MOST BOTH TEAMS

548	vs. LA Rams	11/22/53
510	vs. Dal	12/6/81
469	at Chi	10/16/55
454	at LA Rams	12/9/61
449	vs. Den	9/30/07

FEWEST BOTH TEAMS

87	at Den	9/26/10
97	vs. Pit	10/31/71
106	vs. Cle	9/6/92
109	vs. N.E.	11/1/98
115	at NYJ	10/18/70
117	at Pit	11/9/08

AVERAGE

COLTS (SEASON)

BEST		LEAST	
5.1	1956	2.9	1992
5.0	1985	3.3	1979
4.7	1958	3.3	1970
4.6	1961	3.3	1991
4.5	1983/01	3.4	96/08

OPP (SEASON)

BEST		LEAST	
5.3	2006	3.1	1957
5.2	1953	3.2	1971
5.1	2012	3.5	1969
4.8	1959	3.5	1995
4.7	1998	3.6	(6 times)

COLTS BEST (GAME)

8.52	at Balt	11/29/98
8.00	at GBM	11/13/54
7.95	vs. G.B.	10/28/56
7.80	vs. Dal	12/6/81
7.77	at LA Rams	10/9/61

OPP BEST (GAME)

8.93	at Jax	12/10/06
8.12	at Min	11/17/63
8.00	at Det	11/25/04
8.00	at K.C.	12/23/12
7.77	vs. LA Rams	11/22/53

COLTS LEAST (GAME)

0.29	vs. Det	9/22/91
1.10	vs. Ariz	1/1/06
1.12	vs. LA Rams	9/26/54
1.29	at LA Rams	12/5/53
1.30	vs. Stl	11/10/13
1.31	at LA Rams	12/4/54

OPP LEAST (GAME)

0.36	at Buf	10/10/71
0.50	vs. Pit	11/3/57
0.96	vs. Det.	9/29/57
1.11	vs. G.B.	10/28/56
1.11	at Cle	10/14/62

PASSING ATTEMPTS

COLTS (SEASON)

MOST		FEWEST	
679	2010	266	1955
628	2012	279	1956
601	2009	283	1982
594	1993	300	1973
591	2002	313	1954

OPP (SEASON)

MOST		FEWEST	
598	1994	246	1982
583	2009	297	1956
569	1995	298	1960
561	1999	312	1974
557	2004	313	1972

COLTS MOST (GAME)

59	at Was	11/7/93
57	at NYJ	11/16/86
57	at Hou	9/12/10
56	at S.D.	11/11/07
54	vs. NYJ	12/15/74
54	at S.D.	9/26/99
54	at N.E.	10/8/00
54	at Det	12/2/12

OPP MOST (GAME)

62	at NYJ	10/18/70
57	vs. Hou	9/4/94
57	at Den	9/26/10
56	at Min	9/28/69
56	vs. Ten	12/18/11
54	at Balt	9/11/05
54	at Ariz	9/27/09

COLTS FEWEST (GAME)

7	at LA Rams	12/18/65
8	vs. Mia	12/9/73
11	at Atl	11/17/74
12	vs. Chi	9/25/55
12	at G.B.	9/20/64

OPP FEWEST (GAME)

9	at Hou	10/23/05
11	at N.E.	12/26/93
12	vs. Chi	11/3/63
12	at Buf	10/13/91
12	vs. Buf	11/12/06

COMPLETIONS

COLTS (SEASON)

MOST		FEWEST	
450	2010	126	1953
402	2009	134	1955
393	2008	137	1973
392	2002	142	1982
381	2003	158	1956

OPP (SEASON)

MOST		FEWEST	
372	2009	138	1982
364	2004	144	1960
356	2010	158	1955
354	1994	161	1961
351	2011	165	1953/56

COLTS MOST (GAME)

40	at Hou	9/12/10
38	at N.E.	11/21/10
37	at Was	11/7/93
37	vs. Ten	11/3/02
36	vs. NYJ	12/15/74
36	vs. N.E.	10/20/96
36	at Ten	10/11/09
36	vs. Dal	12/5/10
34	at T.B.	10/6/03
34	at S.D.	11/11/07
34	vs. Hou	11/8/09

OPP MOST (GAME)

38	vs. Ten	12/18/11
37	at Den	9/26/10
36	at Min	9/28/69
34	at NYJ	10/18/70
34	vs. Buf	10/8/89
34	vs. G.B.	9/26/04
34	at Balt	9/11/05

33 vs. Sea	10/4/09
33 at S.F.	10/18/98
32 at Ariz	9/27/09
32 vs. Hou	11/8/09

COLTS FEWEST (GAME)

3 at LA Rams	12/18/65
3 vs. Cle	9/26/71
3 vs. Buf	12/17/78
3 at Buf	11/28/82
4 (3 times)	

OPP FEWEST (GAME)

4 vs. Was	10/26/58
4 vs. T.B.	10/3/76
5 (7 times)	

YARDS
COLTS (SEASON-GROSS)

MOST		FEWEST	
4732	2004	1613	1982
4700	2010	1625	1953
4605	2009	1746	1973
4413	2000	1795	1955
4397	2006	1995	1954

OPP (SEASON-GROSS)

MOST		FEWEST	
4232	2004	1920	1982
4228	1981	2027	1971
3977	2012	2068	1960
3933	1986	2248	1958
3918	1989	2288	1955

COLTS MOST (GAME-GROSS)

472 at K.C.	10/31/04
469 vs. Min	12/16/62
440 vs. Jax	9/25/00
433 at Hou	9/12/10
433 vs. Mia	11/4/12

OPP MOST (GAME-GROSS)

538 at Min	9/28/69
496 vs. NYJ	9/24/72
476 at Den	9/26/10
469 vs. T.B.	10/16/88
407 vs. Chi	11/25/62

COLTS FEWEST (GAME-GROSS)

21 at Cle	11/11/56
35 vs. Mia	12/9/73
44 vs. Buf	10/18/74
49 vs. Cle	9/26/71
53 vs. LA Rams	11/22/53

OPP FEWEST (GAME-GROSS)

46 vs. Was	10/26/58
46 at Buf	12/1/74
47 vs. Hou	10/14/79
48 at Hou	10/23/05
50 at GBM	11/24/91

MOST BOTH TEAMS (GROSS)

872 vs. NYJ	9/24/72
861 at K.C.	10/31/04
801 at Den	9/26/10
787 vs. G.B.	9/26/04
733 at Min	9/28/69

FEWEST BOTH TEAMS (GROSS)

124 vs. Buf	12/17/78
128 at Buf	10/14/73
129 at Buf	11/28/82
142 at Mia	11/23/75
144 at N.E.	10/19/75

COLTS (SEASON-NET)

MOST		FEWEST	
4623	2004	1257	1953
4609	2010	1439	1982
4515	2009	1475	1973
4308	2006	1631	1955
4282	2000	1659	1954

OPP (SEASON-NET)

MOST		FEWEST	
4128	1981	1726	1960
3892	2004	1739	1971
3788	2012	1823	1982
3739	1986	1913	1961
3679	1994	1993	1958

COLTS MOST (GAME-NET)

472 at K.C.	10/31/04
451 vs. Min	12/16/62
440 vs. Jax	9/25/00
426 at Atl	11/12/67
419 vs. Atl	9/17/67
419 at Hou	9/12/10
419 vs. Mia	11/4/12

OPP MOST (GAME-NET)

530 at Min	9/28/69
490 vs. NYJ	9/24/72
472 at Den	9/26/10
444 vs. T.B.	10/16/88
431 at Cle	10/26/81

COLTS FEWEST (GAME-NET)

1 vs. Buf	10/13/74
4 at Cle	9/16/73
5 at Cle	11/11/56
9 vs. LA Rams	11/22/53
11 at N.E.	10/23/77

OPP FEWEST (GAME-NET)

6 at Hou	10/23/05
13 vs. T.B.	10/3/76
16 vs. Was	10/26/58
23 at N.E.	12/6/92
27 vs. Hou	10/14/79

MOST BOTH TEAMS (NET)

859 at K.C.	10/31/04
822 vs. NYJ	9/24/72
797 at Den	9/26/10
778 vs. G.B.	9/26/04
715 vs. NYG	12/22/02

FEWEST BOTH TEAMS (NET)

54 at N.E.	10/19/75
81 at Mia	11/23/75
86 vs. Buf	12/17/78
109 vs. Hou	10/14/79
112 at Buf	10/14/73

COMPLETION PERCENTAGE
COLTS (SEASON)

BEST		WORST	
67.38	2005	39.50	1953
67.18	2008	45.67	1973
66.98	2004	49.87	1983
66.96	2003	50.00	1960
66.89	2009	50.12	1984

OPP (SEASON)

BEST		WORST	
71.2	2011	45.87	1961
68.40	2008	46.28	1958
67.39	2005	47.38	1977
66.54	2010	48.32	1960
65.35	2004	48.72	1959

COLTS BEST (GAME-20 ATT)

85.3 at Jax	12/18/08	(29-34)
83.9 vs. Atl	12/14/03	(26-31)
83.3 at Buf	10/16/94	(20-24)
82.6 vs. Cle	9/25/05	(19-23)
82.1 at Den	10/29/06	(32-39)
81.8 at Ten	10/11/09	(36-44)
81.3 vs. Cin	12/7/08	(26-32)
81.1 at N.E.	12/4/11	(30-37)
80.6 vs. Cin	12/18/06	(29-36)
80.0 vs. G.B.	11/16/97	(24-30)
80.0 vs. N.E.	10/22/00	(16-20)

OPP BEST (GAME-20 ATT)

88.6 at N.O.	10/23/11	(31-35)
86.4 at N.O.	11/18/01	(19-22)
86.2 vs. Oak	10/28/73	(25-29)
85.7 at Hou	9/21/80	(18-21)
84.6 vs. Hou	9/17/06	(22-26)
82.8 vs. Jax	12/2/07	(24-29)

SACKS ALLOWED
COLTS (SEASON)

MOST		FEWEST	
62	1997	13	2009
58	1984	14	1999/04/08
57	1991	15	2006
53	1986	16	2010
52	1979		

OPP (SEASON)

MOST		FEWEST	
59	1975	11	1982
57	1964	13	1981
56	1976	20	2000
47	1966	21	1974
47	1977	21	1993

COLTS MOST (GAME)

12 vs. StL	10/26/80
10 vs. T.B.	9/9/79
8 at Buf	12/1/74
8 vs. N.E.	11/26/78
8 vs. Sea	9/14/97
8 at Det	11/23/97
7 (17 times) Last: vs. Cin.	11/9/97

OPP MOST (GAME)

11 at LA Rams	11/22/64
11 vs. Cle	9/6/92
10 at Buf	11/13/77
10 at K.C.	11/2/80
9 at Buf	10/10/71
9 vs. Buf	12/11/00
8 (7 times) Last: at NYJ	12/7/97

YARDS LOST - SACKS
COLTS (SEASON)

MOST		FEWEST	
487	1991	86	2008
480	1978	89	2006
436	1984	90	2009
424	1990	91	2010
418	1997	95	2005

OPP (SEASON)

MOST		FEWEST	
496	1975	97	1982
489	1964	100	1981
461	1976	121	1993
407	1961	155	1959
401	1966	157	2006

COLTS YDS LOST SACKS (GAME)

91 vs. N.E.	11/26/78
73 vs. K.C.	9/28/70
73 vs. StL	10/26/80
72 at Buf	12/1/74
72 vs. Cle	12/1/91

OPP YDS LOST SACKS (GAME)

102 at LA Rams	11/22/64
97 at Min	9/23/62
76 at Buf	10/10/71

75 at Min	11/17/63
74 at NYJ	10/26/75
74 vs. T.B.	10/3/76

TURNOVERS
PASSES HAD INTERCEPTED
COLTS (SEASON)

MOST		FEWEST	
30	1978	8	1975
29	1961	9	1964/06
28	1998	10	76/82/03/04/13
27	1953/66/69	11	58/95/96/05

OPP (SEASON)

MOST		FEWEST	
40	1959	5	1982
35	1958	8	1998
32	1967	8	2011
30	1960	9	1990
30	1977		

COLTS MOST (GAME)

8 vs. NYJ	9/23/73
6 at G.B.	10/8/61
6 vs. Mia	9/10/78
6 at S.D.	11/11/07
5 (8 times)	

OPP MOST (GAME)

7 vs. LA Rams	12/4/54
7 vs. Chi	10/2/60
6 (4 times)	
5 (14 times)	

MOST BOTH TEAMS

9 at Phi	11/15/53
9 at NYJ	10/18/70
9 vs. NYJ	9/23/73

FUMBLES
COLTS (SEASON)

MOST		FEWEST	
41	1986	10	1998
38	1978	11	2009
37	1972	13	1967/06/08
36	1979	14	2005/07/10/13
36	1987		

OPP (SEASON)

MOST		FEWEST	
43	1987	11	2012
42	1953	11	1982
41	1986	14	1970
37	2002	15	2011
36	1978/04	16	2000/01

COLTS MOST (GAME)

7 vs. Mia	10/23/83
6 at NYJ	11/14/71
6 vs. NYJ	9/28/86
6 at NYJ	11/16/86

OPP MOST (GAME)

8 at N.E.	10/7/73
7 (6 times)	
6 (8 times)	

FUMBLES LOST
COLTS (SEASON)

MOST		FEWEST	
25	1963	4	2013
22	1972	5	98/07/08/09
21	1953	7	2004
21	1979	8	55/67/88/05/10
20	1986/93		

OPP (SEASON)

MOST		FEWEST	
27	1953	3	2012
25	1987	6	1982
22	1973	8	1961
21	1976	8	1967
20	1978/88	8	2000

COLTS MOST (GAME)

5 at Det	10/20/57
5 at G.B.	9/29/63
4 (13 times)	

OPP MOST (GAME)

5 vs. LA Rams	11/23/58
4 (12 times)	

TOTAL TURNOVERS
COLTS (SEASON)

MOST		FEWEST	
48	1953	14	2013
47	1978	17	04/08
44	1962	18	1975
42	1961	19	1964
40	1979	19	2005
		19	2006
		19	2007

OPP (SEASON)

MOST		FEWEST	
56	1953	11	1982
52	1958	15	2012
49	1959	17	2011
47	1977	19	1998
45	1987	21	93/10

COLTS MOST (GAME)

8 at G.B.	10/8/61	(6i/2f)
8 vs. Cle	9/26/71	(5i/3f)
8 vs. NYJ	9/23/73	(8i)

OPP MOST (GAME)

9 vs. LA Rams	11/23/58	(5f/4i)
9 at LA Rams	12/4/54	(7i/2f)
8 at S.F.	11/29/54	(5i/3f)
8 vs. Chi	10/2/60	(7i/1f)
8 at Phi	11/15/63	(6i/2f)

TURNOVER DIFFERENTIAL
COLTS (SEASON)

BEST		WORST	
+30	1958	-18	1961
+26	1959	-14	1969
+23	1975	-14	1993
+22	1964	-14	1998
+21	1977	-13	1974
		-13	2001

COLTS (SEASON)

MOST		FEWEST	
137	1979	51	1960
122	1992	52	1967
120	1983	52	1982
106	1981/97/98/04	53	1956
		55	1958

OPP (SEASON)

MOST		FEWEST	
130	1999	58	1963
128	2012	59	1960
123	2003	59	1964
121	1996	59	1982
119	2005	60	57/58

COLTS MOST (GAME)

16 at Den	12/11/83
15 at Buf	9/18/83
14 at K.C.	9/2/79
14 at Buf	9/21/97
13 (3 times)	
12 (9 times)	

OPP MOST (GAME)

19 vs. Buf	9/23/01
17 vs. Pit	10/30/77
16 vs. Chi	12/5/65
15 vs. Chi	11/21/54
15 at NYJ	9/8/96
15 vs. S.D.	11/3/96
15 at N.E.	9/19/99
14 (9 times)	
13 (8 times)	
12 (12 times)	

COLTS FEWEST (GAME)

0 vs. S.F.	10/26/69
0 at GBM	9/10/66
0 vs. NYJ	10/30/94
0 at K.C.	12/15/96
0 at Cle	12/26/99

OPP FEWEST (GAME)

0 at LA Rams	12/18/65
0 vs. StL	10/12/64

YARDS PENALIZED
COLTS (SEASON)

MOST		FEWEST	
1239	1979	433	1982
986	1983	458	1967
958	1992	483	1973
943	1995	504	1960
914	1980	507	1956

OPP (SEASON)

MOST		FEWEST	
1208	2012	466	1982
1093	1999	486	1956
1032	1970	538	1960
1014	1979	543	2008
1006	1978	546	1957

COLTS MOST (GAME)

153 at Buf	9/18/83
151 at Buf	10/19/86
127 at Chi	10/16/55
126 at Mia	10/15/87

OPP MOST (GAME)

148 vs. Chi	11/21/54
146 vs. N.E.	11/4/07
142 vs. Chi	12/5/65
139 vs. Dal	10/15/72
135 vs. S.D.	11/3/96
135 vs. N.E.	9/19/99

PUNTS
COLTS (SEASON)

MOST		FEWEST	
101	1979	42	1961
98	1984	46	1982
94	1978	48	2006
91	1983	49	1966
88	2011	49	1967
86	1975	49	1968

OPP (SEASON)

MOST		FEWEST	
95	1979	41	1982
88	1971	47	73/06
83	1975/99	48	1981
82	1987/00	50	1959
81	1977/96	52	2004

COLTS MOST (GAME)

12 at NYJ	9/25/77
12 at Buf.	10/6/96
11 at Chi	10/10/54
11 at S.F.	11/29/64
11 at Mia	11/11/73

11 at N.E.	10/19/75
10 (8 times)	

OPP MOST (GAME)

11 vs. NYJ	9/19/71
11 at K.C.	9/2/79
11 at Buf.	10/6/96
11 vs. Hou	12/1/02
10 vs. Den	9/11/83
10 at N.E.	11/11/90
10 at N.E.	12/6/92

MOST BOTH TEAMS

23 at Buf.	10/6/96
21 at K.C.	9/2/79
20 vs. Den	9/11/83
20 vs. Hou	12/1/02

COLTS FEWEST (GAME)

0 vs. Cle	11/1/59
0 vs. Det	11/19/67
0 at S.D.	11/7/76
0 vs. N.E.	9/1/91
0 vs. Buf	9/23/01
0 vs. Ten	12/5/04
0 at Hou	10/23/05

OPP FEWEST (GAME)

0 at S.F.	12/13/53
0 vs. G.B.	11/6/60
0 at Dal	9/4/78
0 at Phi	11/15/81
0 at Buf	9/9/90
0 vs. Jax	12/2/07

AVERAGE
COLTS (SEASON)

BEST		WORST	
47.57	2012	34.47	1957
46.57	2011	36.21	1979
45.66	1996	37.14	1974
45.57	1966	37.19	1954
45.40	2013	37.29	1958

OPP (SEASON)

BEST		WORST	
47.04	2012	35.74	1978
46.41	1960	36.21	1977
46.06	1997	36.89	1976
45.60	2013	37.17	1987
44.92	2008	37.40	1973

INTERCEPTION RETURN YDS
COLTS (SEASON)

MOST		FEWEST	
577	1959	75	1985
514	1958	87	1974
493	1975	97	1998
483	1968	106	1969
453	1967	116	1973

OPP (SEASON)

MOST		FEWEST	
545	2001	111	1975
529	1978	117	1983
469	1953	119	1964
461	1992	119	2011
438	1966	125	2003

COLTS MOST (GAME)

144 vs. G.B.	11/2/58
138 at Chi	11/17/57
136 at S.F.	10/13/68
135 vs. Cle	12/10/89
126 at N.E.	12/11/94

OPP MOST (GAME)

162 at Den	11/27/77
161 at G.B.	10/19/08
143 vs. S.D.	11/4/84
132 vs. N.E.	11/15/92
129 vs. NYJ	12/15/74

COLTS MOST TDS (SEASON)

4	1959/65/68/75/96/12
3	1967/70/94
2	57/63/66/78/89/97/00/03/04/05/ 08/09/10/11

OPP MOST TDS (SEASON)

6	2001
4	1973/92/10
3	1953/58/66/69/74/78/08/12
2	1956/59/67/84/89/94/98/99

PUNT RETURNS
COLTS (SEASON)

MOST		FEWEST	
53	1963	12	1981
48	1955	14	1982
48	1964	22	2008
45	1965	23	1960/06
45	1966	24	73/04/05

OPP (SEASON)

MOST		FEWEST	
62	1984	15	1960
55	1983	18	1961
53	1978	19	1963
52	1986	19	1968
51	1975/89	21	1967

COLTS MOST (GAME)

9 at LA Rams	11/22/64
9 at K.C.	9/2/79
8 vs. Det	10/10/65
8 vs. NYJ	9/19/71
8 vs. T.B.	10/3/76
8 at N.E.	11/11/90

OPP MOST (GAME)

9 vs. LA Rams	11/27/66
8 vs. Buf	10/13/74
8 vs. Den	10/22/78
8 vs. S.D.	11/26/89
7 (7 times)	

YARDS
COLTS (SEASON)

MOST		FEWEST	
485	1963	56	1981
453	1964	78	1982
449	1985	108	2011
447	1996	127	1960
439	1975	129	1973

OPP (SEASON)

MOST		FEWEST	
642	1983	48	1960
600	1984	62	1968
572	1985	71	1955
558	1989	109	1957
550	2011	119	1963

COLTS MOST (GAME)

164 vs. NYJ	9/19/71
148 at GBM	10/14/56
141 vs. S.D.	11/3/96
124 at N.E.	11/11/90
111 vs. Buf	11/25/12

OPP MOST (GAME)

145 vs. Stl	11/10/13
123 at K.C.	11/2/80
117 vs. N.E.	11/15/09
117 at N.E.	11/18/12
114 at G.B.	12/7/68
110 at N.E.	11/10/85

COLTS LEAST (GAME)

-8 at S.D.	10/23/88
-5 at Pit	11/22/92
-5 at S.D	11/11/07
-3 (4 times)	

OPP LEAST (GAME)

-5 vs. Hou	9/13/92
-4 vs. Phi	12/6/70
-3 (7 times)	

COLTS MOST TDS (SEASON)

2	1992
1	(14 times)

OPP MOST TDS (SEASON)

2	1956
1	(22 times)

FAIR CATCHES
MOST (SEASON)

COLTS		OPP	
34	1971	24	1979
26	1970	22	2010
25	2005/13	21	73/00/11
24	1992/10/11	18	1992
23	2009	17	2002

COLTS MOST (GAME)

5 vs Det	12/7/69
5 at N.E.	10/3/71
5 vs. LA Rams	11/8/71
5 vs. G.B.	10/7/12
4 (11 times)	

OPP MOST (GAME)

6 at S.F.	10/13/68
5 at Mia	11/11/79
4 (8 times)	
3 (22 times)	

KICKOFF RETURNS
COLTS (SEASON)

MOST		FEWEST	
84	1981/01	31	2011
74	1978	32	1971
74	1986	34	1958
71	1998	38	1959
70	1979	38	1968

OPP (SEASON)

MOST		FEWEST	
93	2003	21	2011
92	2004	25	1982
89	2005	29	1954
87	2001	33	1991
83	1999	34	2012

COLTS MOST (GAME)

9 at Chi	10/21/56
9 at N.E.	11/18/79
9 at Buf	9/21/97
9 at Balt	12/2/01
9 vs. S.D.	11/28/10
8 (10 times)	

OPP MOST (GAME)

10 vs. Buf	12/12/76
10 vs. Den	10/31/88
9 at N.O.	9/28/03
9 vs. Ten	12/5/04
8 (23 times)	

YARDS
COLTS (SEASON)

MOST		FEWEST	
1832	2001	578	2011
1651	1981	679	1971

1648	1978	753	1982
1545	2004	792	1959
1510	2003	864	1958

OPP (SEASON)

MOST		FEWEST	
2029	06/07	538	1982
2006	2001	551	1993
1999	2003	573	1991
1978	2005	584	2011
1960	2004	587	1954

COLTS MOST (GAME)

274 vs. NYJ	9/24/72
252 vs. S.D.	12/26/04
219 at Dal	9/4/78
213 vs. Sea.	9/14/97
204 at Chi	10/21/56
204 vs. Cin	10/11/81

OPP MOST (GAME)

268 at Sea	10/15/00
266 at Hou	10/23/05
249 vs. NYJ	11/16/03
233 at Hou	9/23/07
230 vs. Chi	10/4/58
230 vs. N.E.	12/21/75

COLTS LEAST (GAME)

0 (17 times)

OPP LEAST (GAME)

-2 at G.B.	10/19/08

0 (22 times)

COLTS MOST TDS (SEASON)

2 1958/68
1 (18 times)

OPP MOST TDS (SEASON)

3 2007
2 1977/03/06
1 (18 times)

OPPONENTS BEST GAMES

SCORING
MOST POINTS
33 Paul Hornung at G.B.10/8/61
30 Jim Brown vs. Cle 11/1/59
30 Paul Hornung vs. G.B.12/12/65
24 Marshall Faulk at St. L.12/30/01
21 Gordy Soltau at S.F.12/13/53
20 Gordy Soltau vs. S.F.11/29/53

MOST KICK-SCORING POINTS
18 Nate Kaeding vs. S.D.11/28/10
17 Greg Davis at S.D.10/26/97
17 John Hall vs. NYJ12/23/01
17 Shayne Graham at Hou12/16/12
16 Curt Knight at Was11/18/73
16 Jason Staurovsky vs. N.E. 12/3/89
16 Doug Pelfrey vs. Cin9/3/95
16 Olindo Mare vs. Mia12/31/06

MOST TOUCHDOWNS
5 Jim Brown vs. Cle 11/1/59
5 Paul Hornung vs. G.B.12/12/65
4 Paul Hornung at G.B.10/8/61
4 Marshall Faulk at St. L.12/30/01
3 (43 times)

MOST PATS
8 John Kasay at N.O.10/23/11
8 Stephen Gostkowski at N.E. 11/18/12
7 George Blanda at Chi10/21/56
7 Fred Cox at Min 9/28/69

MOST PAT ATTS
8 George Blanda at Chi10/21/56
8 John Kasay at N.O.10/23/11
8 Roger Leclerc vs. Chi11/25/62
7 Fred Cox at Min 9/28/69

MOST FIELD GOALS
5 Curt Knight at Was11/18/73
5 Jason Staurovsky at N.E.12/3/89
5 Doug Pelfrey vs. Cin 9/3/95
5 Greg Davis at S.D.10/26/97
5 John Hall vs. NYJ12/23/01
5 Olindo Mare vs. Mia12/31/06
5 Ryan Longwell at Min9/14/08
5 Billy Cundiff at Balt11/22/09
5 Nate Kaeding vs. S.D.11/28/10
5 Shayne Graham at Hou12/16/12

MOST FIELD GOAL ATTS
7 Jason Staurovsky at N.E.12/3/89
6 Pat Leahy at NYJ11/29/81
6 Greg Davis at S.D.10/26/97
6 Scott Norwood at Buf 9/9/90
6 John Hall vs. NYJ12/23/01
6 Ryan Longwell at Min9/14/08
6 Billy Cundiff at Balt11/22/09

LONGEST FIELD GOAL
60 Rob Bironas at Ten12/3/06
59 Josh Scobee at Jax10/3/10
59 Sebastian Janikowski at Oak12/26/10
56 Chip Lohmiller vs. Was12/22/90
56 Kris Brown vs. Hou11/8/09
55 Jason Hanson at Det11/23/97
54 Rob Bironas vs. Ten12/30/07
54 Sebastian Janikowski at Oak12/26/10

RUSHING
MOST ATTEMPTS
35 Curtis Martin at N.E.11/24/96
33 Rodney Hampton at NYG 12/12/93
33 Fred Jackson at Buf1/3/10
33 Arian Foster at Hou9/12/10
32 Jim Brown vs. Cle11/1/59
32 O.J. Simpson vs. Buf10/12/75
32 Pete Johnson at Cin12/7/80
32 Ricky Watters at Sea12/20/98
32 Priest Holmes at K.C.10/31/04
32 Ron Dayne at Hou12/24/06
32 Shonn Greene at NYJ10/14/12

MOST YARDS
231 Arian Foster at Hou9/12/10
226 Jamaal Charles at K.C.12/23/12
216 Barry Sanders at Det11/23/97
212 Fred Jackson at Buf1/3/10
205 Dan Towler vs. LA Rams 11/22/53
203 Curtis Martin at NYJ12/3/00

HIGHEST AVG. (7 ATT. MIN)
14.6 Dan Towler vs. LA Rams 11/22/53
14.6 Fred Taylor at Jax12/10/06
13.3 Floyd Reid vs. G.B.10/31/53
12.7 Nick Pietrosante at Det 10/23/60
12.2 Tommy Mason at Min11/17/63

LONGEST RUSH
86t Jamaal Charles at K.C.12/23/12
83t Michael Turner vs. S.D.12/18/05
81t Rick Casares at Chi10/16/55
80t Barry Sanders at Det11/23/97
78t O.J. Simpson at Buf10/14/73
78t Kenneth Davis at Buf10/6/91

MOST TOUCHDOWNS
5 Jim Brown vs. Cle 11/1/59
3 (14 times) Last: Shonn Green 10/14/10 at NYJ

PASSING
MOST ATTEMPTS
62 Joe Namath at NYJ10/18/70
57 Kyle Orton at Den9/26/10
52 Kurt Warner at Ari9/27/09
51 Steve Young at S.F.10/18/98
50 Kent Graham at NYG11/14/99

MOST COMPLETIONS
37 Kyle Orton at Den9/26/10
34 Joe Namath at NYJ10/18/70
33 Steve Young at S.F.10/18/98
33 Seneca Wallace vs. Sea10/4/09
32 Matt Schaub vs. Hou11/8/09
31 (6 times) Last: Drew Brees 10/23/11 at N.O.

MOST YARDS
496 Joe Namath vs. NYJ 9/24/72
476 Kyle Orton at Den 9/26/10
469 Vinny Testaverde vs. T.B. 10/16/88
449 Joe Kapp at Min 9/28/69
444 Brian Sipe at Cle10/25/81

HIGHEST COMP. PCT. (MIN. 20 ATT.)
88.6 Drew Brees at N.O. 11/23/11 (31-35)
86.4 Aaron Brooks at N.O.11/18/01 (19-22)
86.2 Ken Stabler vs. Oak 10/28/73 (25-29)
85.7 Ken Stabler at Hou 9/21/80 (18-21)
85.0 Joe Theismann at Was 10/7/84 (17-20)
84.6 David Carr vs. Hou9/17/06 (22-26)

LONGEST COMPLETION
99t Karl Sweetan to Pat10/16/66 Studstill vs. Det
95t Todd Collins to Quinn Early 12/1/96 vs. Buf
92t Roger Staubach to9/4/78 Tony Dorsett at Dal
91t Tom Brady to 10/21/01 David Patten vs. N.E.
88t Jim Plunkett to12/19/71 Randy Vataha vs. N.E.
85t Norm Snead to Leroy Jackson 12/8/62 vs. Was

MOST TD PASSES
7 Joe Kapp at Min 9/28/69
6 Joe Namath vs. NYJ 9/24/72
5 Dan Fouts at S.D.12/26/82
5 Mark Malone at Pit 9/8/85
5 Drew Brees at N.O. 10/23/11
4 (18 times) Last: Brett Favre 9/26/04 vs. G.B.

MOST INTERCEPTIONS
7 Zeke Bratkowski vs. Chi10/2/60
6 Norm Van Brocklin at LA Ram 12/4/54
6 Joe Namath at NYJ10/18/70
5 (6 times) Last: Terry Bradshaw vs. Pit 10/30/77
4 (27 times) Last: Tom Brady at N.E. 11/5/06

MOST ATTS NO INTS (GAME)
51 Steve Young at S.F.10/18/98
48 Dan Marino at Mia 9/15/85
47 Donovan McNabb at Phil 11/10/02
45 Drew Bledsoe at N.E.9/19/99
45 Seneca Wallace vs. Sea10/4/09

RECEPTIONS
MOST RECEPTIONS
21 Brandon Marshall vs. Den 12/13/09
13 Al Toon vs. NYJ 11/6/88
13 Calvin Johnson at Det12/2/12
12 Eddie Bell at NYJ10/18/70
12 Henry Ellard at LA Rams 9/17/89
12 Keith Byars at Phi 9/30/90
12 Ben Coates vs. N.E.11/27/94
12 Jabar Gaffney at Den9/26/10
12 Andre Johnson vs. Hou12/30/12

MOST YARDS
231 Dave Parks vs. S.F.10/3/65
230 Henry Ellard at LA Rams 9/17/89
229 Andre Johnson vs. Hou11/3/13
210 Drew Hill vs. Hou12/22/85
206 Cris Collinsworth at Cin10/2/83
204 Rich Caster vs. NYJ 9/24/72
204 Amani Toomer vs. NYG12/22/02

AVG. GAIN (3 REC. MIN)
50.3 Jack Snow vs. LA Rams 10/15/67
48.0 Harlon Hill at Chi10/10/54
41.7 Stanley Morgan at N.E. 9/18/78
41.7 Raghib Ismail at Oak10/22/95
41.3 Nat Moore vs. Mia10/10/76
40.7 Leroy Jackson vs. Was 12/8/62
40.7 Gary Garrison at S.D. 9/20/70

TOUCHDOWNS
3 (20 times) Last: Andre Johnson at Hou 11/3/13

INTERCEPTIONS
MOST INTERCEPTIONS
3 Jim David vs. Det 10/6/56
3 Jack Christiansen at Det11/7/53
3 Jack Butler vs. Pit 11/3/57
3 Jim Kerr at Was 11/26/61
3 Johnny Robinson vs. K.C. 9/28/70
3 Rich Sowells vs. NYJ 9/23/73
3 Antonio Cromartie at S.D.11/11/07

MOST RETURN YARDS
105 Henry Jones at Buf 9/20/92
99 Aaron Rouse at G.B.10/19/08
92 Erik McMillan at NYJ10/1/89
87 Bobby Dillon at GBM10/14/56
87 Dave Robinson vs. G.B.12/12/65
87 Alfonzo Dennard at N.E.11/18/12

LONGEST RETURN
99t Aaron Rouse at G.B.10/19/08

92t Eric McMillan at NYJ10/1/89
87t Dave Robinson vs. G.B.12/12/65
87t Alfonzo Dennard at N.E. 11/18/12
82t Henry Jones at Buf 9/20/92
82t Chris Singleton vs. N.E.11/15/92

TOUCHDOWNS
2 Henry Jones at Buf 9/20/92

PUNTING
MOST (GAME)
11 Steve O'Neal vs. NYJ 9/19/71
11 Bob Grupp at K.C. 9/2/79
11 Chris Mohr at Buf10/6/96
11 Chad Stanley vs. Hou12/1/02
10 Luke Prestridge vs. Den 9/11/83
10 Brian Hansen at N.E.11/11/90
10 Shawn McCarthy at N.E.12/6/92

MOST YARDS
511 Bob Grupp at K.C. 9/2/79
450 Steve O'Neal vs. NYJ 9/19/71
444 Chris Mohr at Buf10/6/96
435 Chad Stanley vs. Hou12/1/02

BEST AVG. (4-MIN)
55.6 Tom Tupa vs. N.E.9/7/97
55.5 Shane Lechler vs. Oak10/10/04
53.5 Bryan Anger vs. Jax9/23/12
53.3 Boyd Dowler at G.B.10/9/60
53.0 Dustin Colquitt vs. K.C. 10/10/10
52.4 Shane Lechler vs. Oak10/14/01
52.3 Yale Lary vs. Det 9/24/61

LONGEST PUNT
79 Chuck Ramsey vs. NYJ10/15/78
76 Larry Barnes at S.F.12/8/57
76 Bobby Walden at Min10/22/67
75 Craig Hentrich at Ten10/27/08
74 Jeff Feagles at N.E.10/2/88

PUNT RETURNS
MOST (GAME)
8 Rick Upchurch vs. Den10/22/78
8 Phil McConkey vs. S.D.11/26/89
7 Danny Reece vs. T.B. 9/9/79
7 Dino Hall at Cle 10/26/81
7 Willie Drewery at Hou11/23/86
7 Chris Hale at Buf 9/20/92
7 Eric Guliford at Car12/3/95

MOST YARDS
145 Tavon Austin vs. Stl 11/10/13
123 J.T. Smith at K.C.11/2/80
117 Wes Welker vs. N.E.11/15/09
117 Julian Edelman at N.E.11/18/12
111 Antwaan Randle-El vs. Wash 10/22/06
107 Ricky Smith at N.E. 9/4/83
107 Eric Guliford at Car12/3/95

LONGEST RETURN
98t Tavon Austin vs. Stl 11/10/13
91t Nate Burleson vs. Min11/8/04
87t Antwaan Randle-El vs. Wash 10/22/06
80t Stanley Morgan at N.E.11/18/79
80 Desmond Howard vs. Det 10/29/00
78t Mike Thomas vs. Jax12/19/10

HIGHEST AVG. (2 MIN)
58.5 Julian Edelman at N.E.11/18/12
55.5 Antwaan Randle-El vs. Was 10/22/06
48.0 Nate Burleson vs. Min11/8/04
45.5 Jake Scott at Mia11/22/70
44.0 Willie Wood at G.B.10/8/61

MOST FAIR CATCHES
4 Kermit Alexander at S.F.10/13/68
4 Thom Darden at Cle9/16/73
4 Rod Woodson vs. Pit10/6/91
4 Rod Woodson at Pit11/22/92
4 Walter Stanley at N.E.12/6/92
4 Jeff Ogden at Mia12/17/00
4 Quan Cosby vs. Cin11/14/10

KICKOFF RETURNS
MOST (GAME)
8 Allen Rossum at Phil11/21/99
8 Chris Johnson vs. StL10/17/05
8 Tab Perry at Cin 11/20/05
7 (14 times) Last: Marc Mariani at Ten 12/9/10

MOST YARDS
266 Jerome Mathis at Hou10/23/05
242 Jonathan Carter vs. NYJ 11/16/03
233 Jerome Mathis at Hou9/23/07
211 Roell Preston vs. G.B.11/16/97
206 Allen Carter vs. N.E.12/21/75

LONGEST RETURN
106t Brad Smith vs. NYJ12/27/09
103t Tom Wilson vs. LA Rams 11/25/56
103t Herb Adderley at G.B.11/18/62
103t Justin Miller at NYJ 10/1/06
102t Curtis Brown at Buf 9/24/78
101t Lance Rentzel at Min11/14/65
101t Raymond Clayborn vs. N.E. 12/18/77

LONGEST NON-SCORING RETURN
96 Joe Arenas at S.F.12/16/56

HIGHEST AVG. (2 MIN)
67.3 Lenny Lyles at S.F.12/18/60
62.0 Willie Galimore vs. Chi10/4/58
61.5 Tom Wilson vs. LA Rams 11/25/56
60.0 Lance Rentzel at Min11/14/65

FUMBLE RETURNS
LONGEST
80t Phil Wise at NYJ12/2/73
78t Darrell Green at Was11/7/93
75t Derrol Ray at NYJ 9/7/80

OPPONENTS CAREER BEST
MOST POINTS
207 Pat Leahy N.Y. Jets
143 Steve Christie T.B./Buf.
138 Paul HornungGreen Bay
125 Josh ScobeeJacksonville
122 Adam VinatieriNew England
117 Olindo MareMia./N.O./Sea./Car.
103 John SmithNew England

MOST TOUCHDOWNS (R-P-Rt)
16 Paul HornungGreen Bay (13-3-0)
16 Andre Reed Buffalo (0-16-0)
14 Stanley MorganNew England (0-13-1)
14 Maurice Jones-DrewJax. (10-3-1)
13 Rick CasaresChicago (11-2-0)
13 Jim Taylor G.B./N.O. (12-1-0)

MOST PATS
69 Pat Leahy N.Y. Jets
52 John Smith New England
47 Adam Vinatieri New England
42 George Blanda Chi./Oak.

MOST PAT ATTS
75 Pat Leahy N.Y. Jets
57 John Smith New England
47 Adam Vinatieri New England
44 Uwe Von Schamann Miami
43 George Blanda Chi./Oak.
43 Garo Yepremian Det./Mia.

MOST FGS
46 Pat Leahy N.Y. Jets
35 Steve Christie T.B./Buf.
31 Josh Scobee Jacksonville
29 Rob Bironas Tennessee
27 Olindo Mare Mia./N.O./Sea./Car.
25 Adam Vinatieri New England

MOST FG ATTS
62 Pat Leahy N.Y. Jets
44 Steve Christie T.B./Buf.
41 Josh Scobee Jacksonville
36 Tommy Davis San Francisco
36 Rob Bironas Tennessee
34 Garo Yepremian Det./Mia.
32 Olindo Mare Mia./N.O./Sea./Car.

MOST CONSECUTIVE FGS
18 Tony Franklin Phil./N.E.
15 Adam Vinatieri* New England
13 Nate Kaeding* San Diego
13 Olindo Mare Miami
12 John Smith New England
12 Rob Bironas Tennessee

MOST 50+ FGS
5 Rob Bironas Tennessee
4 Josh Scobee Jacksonville
4 Shayne Graham Houston
3 Jason Hanson Detroit
2 John Carney S.D./N.O.
2 Steve Christie T.B./Buf.
2 Sebastian Janikowski Oakland
2 Nate Kaeding San Diego
2 Chip Lohmiller Washington
2 Pete Stoyanovich Mia./K.C.

MOST RUSHING ATTEMPTS
345 Curtis Martin N.E./N.Y.J.
304 Thurman Thomas Buffalo
271 Maurice Jones-Drew Jacksonville
251 Jim Taylor G.B./N.O.
250 O.J. Simpson Buffalo
246 Fred Taylor Jacksonville

MOST RUSHING YARDS
1645 Curtis Martin N.E./N.Y.J.
1428 Maurice Jones-Drew Jacksonville
1251 Fred Taylor Jacksonville
1230 Thurman Thomas Buffalo
1197 O.J. Simpson Buffalo
1032 Jim Taylor Green Bay

MOST RUSHING TOUCHDOWNS
13 Paul Hornung Green Bay
12 Jim Taylor G.B./N.O.
11 Rick Casares Chicago
10 Antowain Smith Buf./N.E.
10 Maurice Jones-Drew Jacksonville
8 John Riggins N.Y.J./Wash.
8 Y.A. Tittle N.Y.G./S.F
8 Domanick Davis Houston

MOST 100+ GAMES
9 Curtis Martin N.E./N.Y.J.
8 Maurice Jones-Drew Jacksonville
7 Freeman McNeil N.Y. Jets
6 O.J. Simpson Buffalo
6 Fred Taylor Jacksonville
5 Thurman Thomas Buffalo

MOST PASSING ATTEMPTS
1030 Dan Marino Miami
518 Drew Bledsoe N.E./Buf.
512 John Brodie San Francisco
500 Joe Ferguson Buffalo
500 Jim Kelly Buffalo

MOST PASSING COMPLETIONS
624 Dan Marino Miami
315 Drew Bledsoe N.E./Buf.
300 Jim Kelly Buffalo

275 John Brodie San Francisco
259 Joe Ferguson Buffalo

MOST PASSING YARDS

7537 Dan Marino Miami
3752 Jim Kelly Buffalo
3667 Joe Ferguson Buffalo
3622 Drew Bledsoe N.E./Buf.
3570 Steve Grogan New England

MOST PASSING TOUCHDOWNS

54 Dan Marino Miami
31 Joe Ferguson Buffalo
28 Jim Kelly Buffalo
25 Drew Bledsoe N.E./Buf.
24 Tom Brady New England
23 Vinny Testaverde Balt./Cle./N.Y.J./T.B.
21 John Brodie San Francisco
21 Steve Grogan New England

MOST PASSES INTERCEPTED

29 John Brodie San Francisco
27 Bart Starr Green Bay
24 Y.A. Tittle S.F./N.Y.G.
24 Steve Grogan New England
22 Bill Wade L.A./Chi.

MOST 300+ GAMES

7 Dan Marino Miami
5 Warren Moon Hou./Sea.
4 Bill Wade L.A./Chi.
3 Joe Namath N.Y. Jets
3 Brian Sipe Cleveland
3 Brett Favre Green Bay

MOST RECEPTIONS

128 Andre Reed Buffalo
118 Andre Johnson Houston
79 Al Toon N.Y. Jets
79 Stanley Morgan New England
74 Irving Fryar N.E./Mia./Phil./Wash.

MOST RECEPTION YARDS

1718 Andre Reed Buffalo
1615 Stanley Morgan New England
1522 Andre Johnson Houston
1094 Billy Wilson San Francisco
1072 Tony Martin Atl./Mia./S.D.
1031 Wesley Walker N.Y. Jets
1013 Nat Moore Miami

MOST TOUCHDOWN RECEPTIONS

16 Andre Reed Buffalo
13 Stanley Morgan New England
11 Nat Moore Miami
9 Andre Johnson Houston
8 Wesley Walker N.Y. Jets
8 Billy Wilson San Francisco
8 Billy Howton G.B./Dal.
8 Howard Cassady Detroit
8 Tony Martin Atl./Mia./S.D.
8 Bill McColl Chicago

MOST 100+ GAMES

8 Stanley Morgan New England
6 Andre Johnson Houston
5 Tony Martin S.D./Atl./Mia.
4 Harlon Hill Chicago
4 Jimmy Smith Jacksonville

MOST INTERCEPTIONS

11 Bobby Dillon Green Bay
10 Jack Christiansen Detroit
9 Dick LeBeau Detroit
8 Michael Haynes N.E./Oak.
7 (4 others)

MOST INTERCEPTION YARDS

181 Bobby Dillon Green Bay
172 Herb Adderley Green Bay
140 Michael Haynes N.E./Oak.
139 Hank Gremminger Green Bay
137 Glenn Blackwood Miami

MOST TOUCHDOWNS

2 Kevin Burnett Dal/S.D.
2 Henry Jones Buffalo
2 Ty Law New England
2 Otis Smith N.E./N.Y.J.

MOST PUNTS

106 Chris Mohr Buf./Atl.
83 John Kidd Buf./S.D./Mia./N.Y.J.
81 Tommy Davis San Francisco
78 Rich Camarillo N.E./Ariz./Hou.
78 Reggie Roby Mia./Wash./S.F.
77 Brian Hansen N.O./N.E./Cle./N.Y.J.

MOST PUNT YARDS

4278 Chris Mohr Buf./Atl.
3603 Tomy Davis San Francisco
3574 John Kidd Buf./S.D./Mia./N.Y.J.
3445 Reggie Roby Mia./Wash./S.F.
3425 Brian Hansen N.O./N.E./Cle./N.Y.J.

HIGHEST AVERAGE (MIN. 25 ATT.)

46.5 Boyd Dowler Green Bay
45.8 Brian Moorman Buffalo
45.3 Yale Lary Detroit
45.2 Mark Royals Jax/Mia/Pit/N.O.
44.5 Sam Baker Wash./Phil.
44.5 Tommy Davis San Francisco
44.5 Brian Hansen N.O./N.E./Cle./N.Y.J.

MOST TOUCHBACKS

12 Chris Mohr Buffalo
11 Rich Camarillo N.E./Ariz./Hou.
9 Yale Lary Detroit
9 Lee Johnson Cin./Cle./N.E./Ten.
8 Tom Tupa Cle./N.E./N.Y.J./T.B.
8 Craig Hentrich G.B./Ten.

MOST INSIDE 20

27 Rich Camarillo N.E./Ariz./Hou.
26 John Kidd Buf./S.D./Mia./N.Y.J.
26 Chris Mohr Buf./Atl.
24 Reggie Roby Mia./Wash./S.F.
22 Tom Tupa Cle./N.E./N.Y.J./T.B.

PLAYOFF RECORDS

COLTS INDIVIDUAL, CAREER AND SINGLE-GAME PLAYOFF RECORDS

(*DENOTES SUPER BOWL)

SERVICE

MOST GAMES:
19 Peyton Manning, 1998-11
Jeff Saturday, 1999-11
18 Justin Snow, 2000-11
Reggie Wayne, 2002-12
17 Dwight Freeney, 2002-12
17 Robert Mathis, 2003-13
16 Raheem Brock, 2002-09
Ryan Diem, 2002-11
Marvin Harrison, 1996-08
15 Gary Brackett, 2003-10
Hunter Smith, 1999-08
13 Tarik Glenn, 1997-06
12 Dallas Clark, 2003-11

SCORING

MOST POINTS
CAREER:
88 Adam Vinatieri, 2006-13
56 Reggie Wayne, 2001-12
54 Mike Vanderjagt, 1998-05
30 Edgerrin James, 1999-05
26 Jim O'Brien, 1970-72

GAME:
Colts: 18 Tom Matte at Cleveland 12/29/68 (3 TD rushing)
15 Adam Vinatieri at Baltimore 1/13/07
12 (15 times) Last: Donald Brown and T.Y. Hilton vs. Kansas City 1/4/14
Opp: 18 Gary Collins at Cleveland 12/27/64 (3 TD receiving)
Dave Casper vs. Oakland 12/24/77 (3 TD receiving)
16 Adam Vinatieri at New England 1/18/04
14 Ryan Succop vs. Kansas City 1/4/14
13 Al Del Greco vs. Tennessee 1/16/00
12 (11 times) Last: Knile Davis vs. Kansas City 1/4/14

MOST TOUCHDOWNS
CAREER:
9 Reggie Wayne, 2001-12
5 Edgerrin James, 1999-05
4 Dallas Clark, 2003-11
Joseph Addai, 2006-11
3 Tom Matte, 1961-72
Peyton Manning, 1998-11
Brandon Stokley, 2003-06

MOST TOUCHDOWNS
GAME:
Colts: 3 Tom Matte at Cleveland 12/29/68 (3 TD rushing)
2 (12 times) Last: Donald Brown and T.Y. Hilton vs. Kansas City 1/4/14
Opp: 3 Gary Collins at Cleveland 12/27/64 (3 TD receiving)
Dave Casper vs. Oakland 12/24/77 (3 TD receiving)
2 (10 times) Last: LaDainian Tomlinson vs. New York Jets 1/8/11

MOST POINTS KICK-SCORING
CAREER:
88 Adam Vinatieri, 2006-13
54 Mike Vanderjagt, 1998-05
26 Jim O'Brien, 1970-72
25 Matt Stover, 2009
21 Lou Michaels, 1964-69
Cary Blanchard, 1995-97

MOST POINTS KICK-SCORING
GAME:
Colts: 15 Adam Vinatieri at Baltimore 1/13/07
12 Adam Vinatieri vs. New England 1/21/07
12 Matt Stover vs. NY Jets 1/24/10
11 Mike Vanderjagt vs. Denver 1/4/04
Adam Vinatieri vs. Kansas City 1/6/07
Adam Vinatieri vs. Chicago 2/4/07*
Opp: 16 Adam Vinatieri at New England 1/18/04
14 Ryan Succop vs. Kansas City 1/4/14
13 Al Del Greco vs. Tennsssee 1/16/00
11 John Hall at New York Jets 1/4/03
Garrett Hartley vs. New Orleans 2/7/10*

MOST FIELD GOALS
CAREER:
23 Adam Vinatieri, 2006-13
11 Mike Vanderjagt, 1998-05
6 Jim O'Brien, 1970-72
Matt Stover, 2009
4 Lou Michaels, 1964-69
Cary Blanchard, 1995-97

GAME:
Colts: 5 Adam Vinatieri at Baltimore 1/13/07
3 Cary Blanchard at Pittsburgh 1/14/96
Mike Vanderjagt vs. Tennessee 1/16/00
Mike Vanderjagt at Miami 12/30/00
Adam Vinatieri vs. Kansas City 1/6/07
Adam Vinatieri vs. New England 1/21/07
Adam Vinatieri vs. Chicago 2/4/07*
Matt Stover vs. NY Jets 1/24/10
Adam Vinatieri vs. NY Jets 1/8/11
Adam Vinatieri at Baltimore 1/6/13
Opp: 5 Adam Vinatieri at New England 1/18/04
4 Al Del Greco vs. Tennessee 1/16/00
3 Pat Summerall vs. New York Giants 12/27/59
Jim Turner vs. New York Jets 1/12/69*
Garrett Hartley vs. New Orleans 2/7/10*

MOST FIELD GOAL ATTEMPTS
CAREER:
25 Adam Vinatieri, 2006-13
14 Jim O'Brien, 1970-72
Mike Vanderjagt, 1998-05
8 Lou Michaels, 1964-69
7 Cary Blanchard, 1995-97
Matt Stover, 2009

GAME:
Colts: 5 Adam Vinatieri at Baltimore 1/13/07 (5-5)
4 Jim O'Brien vs. Oakland 1/3/71 (2-4)
Cary Blanchard at Pittsburgh 1/14/96 (3-4)
Mike Vanderjagt at Miami 12/30/00 (3-4)
Adam Vinatieri vs. Chicago 2/4/07* (3-4)
Adam Vinatieri at Baltimore 1/6/13 (3-4)
Opp: 5 Adam Vinatieri at New England 1/18/04 (5-5)
4 Al Del Greco vs. Tennessee 1/16/00 (4-4)
3 (8 times) Last: Garrett Hartley vs. New Orleans 2/7/10* (3-3)

LONGEST FIELD GOAL
Colts: 52 Adam Vinatieri at Baltimore 1/6/13
51 Adam Vinatieri at Baltimore 1/13/07
50 Mike Vanderjagt at Miami 12/30/00
Adam Vinatieri vs. Kansas City 1/6/07
Adam Vinatieri vs. New York Jets 1/8/11
48 Adam Vinatieri vs. Kansas City 1/6/07
Adam Vinatieri at Baltimore 1/13/07
Opp: 54 John Carney at San Diego 12/31/95
51 Matt Stover at Baltimore 1/13/07
50 Norm Johnson at Pittsburgh 12/29/96
49 Al Del Greco vs. Tennessee 1/16/00

MOST PATs
CAREER:
21 Mike Vanderjagt, 1998-05
19 Adam Vinatieri, 2006-13
9 Lou Michaels, 1964-69
Cary Blanchard, 1995-97
8 Jim O'Brien, 1970-72

GAME:
Colts: 7 Mike Vanderjagt vs. Denver 1/9/05
6 Adam Vinatieri vs. Kansas City 1/4/14
5 Cary Blanchard at San Diego 12/31/95
Mike Vanderjagt vs. Denver 1/4/04
Mike Vanderjagt at Kansas City 1/11/04
Opp: 5 Matt Bahr at Cleveland 1/9/88

John Hall at New York Jets 1/4/03
5 Ryan Succop vs. Kansas City 1/4/14
4 (7 times) Last: Nate Kaeding vs. San Diego 1/13/08

MOST POINT AFTER ATTEMPTS
CAREER:
21 Mike Vanderjagt, 1998-05
19 Adam Vinatieri, 2006-13
9 Lou Michaels, 1964-69
Cary Blanchard, 1995-97
8 Jim O'Brien, 1970-72

GAME:
Colts: 7 Mike Vanderjagt vs. Denver 1/9/05
6 Adam Vinatieri vs. Kansas City 1/4/14
5 Cary Blanchard at San Diego 12/31/95
Mike Vanderjagt vs. Denver 1/4/04
Mike Vanderjagt at Kansas City 1/11/04
Opp: 5 Matt Bahr at Cleveland 1/9/88
John Hall at New York Jets 1/4/03
5 Ryan Succop vs. Kansas City 1/4/14
4 (7 times) Last: Nate Kaeding vs. San Diego 1/13/08

RUSHING

MOST ATTEMPTS
CAREER:
158 Joseph Addai, 2006-11
157 Edgerrin James, 1999-05
98 Dominic Rhodes, 2001-06,08,10

GAME:
Colts: 26 Lydell Mitchell at Pittsburgh 12/27/75 (26-63)
Edgerrin James at Kansas City 1/11/04 (26-125)
25 Norm Bulaich vs. Cincinnati 12/26/70 (25-116)
Joseph Addai vs. Kansas City 1/6/07 (25-122)
Opp: 40 Lamar Smith at Miami 12/30/00
30 Matt Snell vs. New York Jets 1/12/69* (30-121)
27 Jim Brown at Cleveland 12/27/64 (27-114)
Franco Harris at Pittsburgh 12/27/75 (27-153)

MOST YARDS
CAREER:
621 Joseph Addai, 2006-11
616 Edgerrin James, 1999-05
407 Dominic Rhodes, 2001-06,08,10

GAME:
Colts: 147 Zack Crockett at San Diego 12/31/95 (13-147)
125 Edgerrin James at Kansas City 1/11/04 (26-125)
122 Joseph Addai vs. Kansas City 1/6/07 (25-122)
116 Tom Matte vs. New York Jets 1/12/69* (11-116)
Norm Bulaich vs. Cincinnati 12/26/70 (25-116)
Opp: 209 Lamar Smith at Miami 12/30/00 (40-209)
176 Priest Holmes at Kansas City 1/11/04 (24-176)
162 Eddie George vs. Tennessee 1/16/00 (26-162)
153 Franco Harris at Pittsburgh 12/27/75 (27-153)
144 Corey Dillon at New England 1/16/05 (23-144)

HIGHEST AVERAGE (min. 15 carries)
CAREER:
8.1 Zack Crockett, 1995-97
4.4 John Unitas, 1956-72
4.2 Alan Ameche, 1955-60
Tom Matte, 1961-72
Dominic Rhodes, 2001-06,08,10

GAME:
Colts: 11.3 Zack Crockett at San Diego 12/31/95
10.6 Tom Matte vs. New York Jets 1/12/69*
5.5 Jerry Hill at Cleveland 12/29/68
Opp: 7.5 Thomas Jones vs. Chicago 2/4/07*
7.3 Franco Harris vs. Pittsburgh 12/19/76
Priest Holmes at Kansas City 1/11/04

MOST RUSHING TOUCHDOWNS
CAREER:
5 Edgerrin James, 1999-05
4 Joseph Addai, 2006-11
3 Tom Matte, 1961-72
Peyton Manning, 1998-11

MOST RUSHING TOUCHDOWNS
GAME:
Colts: 3 Tom Matte at Cleveland 12/29/68
2 Alan Ameche at New York Giants 12/28/58
Edgerrin James at Kansas City 1/11/04
Norm Bulaich vs. Oakland 1/3/71
Don Nottingham at Cleveland 12/26/71
Ron Lee vs. Oakland 12/24/77
Zack Crockett at San Diego 12/31/95
Opp: 2 Reggie Harrison vs. Pittsburgh 12/19/76
Jerome Bettis at Pittsburgh 12/29/96
Kordell Stewart at Pittsburgh 12/29/96
Lamar Smith at Miami 12/30/00
LaMont Jordan at NY Jets 1/4/03
Priest Holmes at Kansas City 1/11/04
Darren Sproles at San Diego 1/3/09
LaDainian Tomlinson vs. NY Jets 1/8/11

LONGEST RUSH
Colts: 66t Zack Crockett at San Diego 12/31/95
58t Tom Matte vs. New York Jets 1/12/69*
36t Dominic Rhodes vs. Chicago 2/4/07*
Opp: 68t Eddie George vs. Tennessee 1/16/00
52 Thomas Jones vs. Chicago 2/4/07*
50 Franco Harris vs. Pittsburgh 12/19/76

LONGEST RUSHING TOUCHDOWN
Colts: 66 Zack Crockett at San Diego 12/31/95
33 Zack Crockett at San Diego 12/31/95
13 Ron Lee vs. Oakland 12/24/77
12 Tom Matte at Cleveland 12/27/68
Opp: 68 Eddie George vs. Tennessee 1/16/00
31 Jon Witman at Pittsburgh 12/29/96
30 Clarence Davis vs. Oakland 12/24/77

PASSING

MOST ATTEMPTS
CAREER:
718 Peyton Manning, 1998-11
226 John Unitas, 1956-72
119 Jim Harbaugh, 1994-97

GAME:
Colts: 54 Andrew Luck at Baltimore 1/6/13
48 Peyton Manning vs. San Diego 1/13/08 (33-48-402-3-2)
47 Peyton Manning at New England 1/18/04 (23-47-237-1-4)
Peyton Manning vs. New England 1/21/07 (27-47-349-1-1)
45 Peyton Manning vs. New Orleans 2/7/10* (31-45-333-1-1)
45 Andrew Luck vs. Kansas City 1/4/14 (29-45-436-4-3)
44 Peyton Manning vs. Baltimore 1/16/10 (30-44-246-2-1)
Opp: 47 Stan Humphries at San Diego 12/31/95 (23-47-292-2-4)
46 Alex Smith vs. Kansas City 1/4/14 (30-46-363-4-0)
44 Joe Kapp vs. Minnesota 12/22/68 (26-44-287-2-2)
41 Neil O'Donnell at Pittsburgh 1/14/96 (25-41-205-1-1)
40 Kenny Stabler vs. Oakland 12/24/77 (21-40-345-3-2)

MOST COMPLETIONS
CAREER:
453 Peyton Manning, 1998-11
120 John Unitas, 1956-72
61 Jim Harbaugh, 1994-97

GAME:
Colts: 33 Peyton Manning vs. San Diego 1/13/08 (33-48-402-3-2)
31 Peyton Manning vs. New Orleans 2/7/10* (31-45-333-1-1)
30 Peyton Manning vs. Kansas City 1/6/07 (30-38-268-1-3)
Peyton Manning vs. Baltimore 1/16/10 (30-44-246-2-1)
Opp: 32 Drew Brees vs. New Orleans 2/7/10* (32-39-288-2-0)
30 Alex Smith vs. Kansas City 1/4/14 (30-46-363-4-0)
26 Joe Kapp vs. Minnesota 12/22/68 (26-44-287-2-2)
25 Neil O'Donnell at Pittsburgh 1/14/96 (25-41-205-1-1)
24 Jake Plummer vs. Denver 1/9/05 (24-34-284-2-1)

MOST YARDS
CAREER:
5389 Peyton Manning, 1998-11
1663 John Unitas, 1956-72
731 Andrew Luck, 2012-13
688 Jim Harbaugh, 1994-97

GAME:
Colts: 458 Peyton Manning vs. Denver 1/9/05 (27-33-458-4-1)
436 Andrew Luck vs. Kansas City 1/4/14 (29-45-436-4-3)
402 Peyton Manning vs. San Diego 1/13/08 (33-48-402-3-2)
377 Peyton Manning vs. Denver 1/4/04 (22-26-377-5-0)
Peyton Manning vs. NYJ 1/24/10 (26-39-377-3-0)
349 John Unitas at New York Giants 12/28/58 (26-40-349-1-1)
Peyton Manning vs. New England 1/21/07 (27-47-349-1-1)
Opp: 363 Alex Smith vs. Kanas City 1/4/14 (30-46-363-4-0)
345 Kenny Stabler vs. Oakland 12/24/77 (21-40-345-3-2)
292 Stan Humphries at San Diego 12/31/95 (23-47-292-2-4)
288 Drew Brees vs. New Orleans 2/7/10* (32-39-288-2-0)

HIGHEST COMPLETION PERCENTAG E
(Min. 50 Att/Career, 15 Att/Game)
CAREER:
63.1 Peyton Manning, 1998-11
53.1 John Unitas, 1956-72
51.9 Andrew Luck, 2012
51.3 Jim Harbaugh, 1994-97

GAME:
Colts: 84.6 Peyton Manning vs. Denver 1/4/04 (22-26-377-5-0)
81.8 Peyton Manning vs. Denver 1/9/05 (27-33-458-4-1)
78.9 Peyton Manning vs. Kansas City 1/6/07 (30-38-268-1-3)
Opp: 82.1 Drew Brees vs. New Orleans 2/7/10* (32-39-288-2-0)
77.8 Terry Bradshaw vs. Pittsburgh 12/19/76 (14-18-264-3-1)
76.7 Jake Plummer vs. Denver 1/4/04 (23-30-181-1-2)

MOST TOUCHDOWN PASSES
CAREER:
29 Peyton Manning, 1998-11
7 John Unitas, 1956-72
5 Jim Harbaugh, 1994-97
4 Andrew Luck, 2012-13

MOST TOUCHDOWN PASSES
GAME:
Colts: 5 Peyton Manning vs. Denver 1/4/04 (22-26-377-5-0)
4 Peyton Manning vs. Denver 1/9/05 (27-33-458-4-1)
4 Andrew Luck vs. Kansas City 1/4/14 (29-45-436-4-3)
3 Peyton Manning at Kansas City 1/11/04 (22-30-304-3-0)
Peyton Manning vs. San Diego 1/13/08 (33-48-402-3-2)
Peyton Manning vs. New York Jets 1/24/10 (26-39-377-3-0)
Opp: 4 Alex Smith vs. Kansas City 1/4/14 (30-46-363-4-0)
3 Frank Ryan at Cleveland 12/27/64 (11-18-206-3-1)
Terry Bradshaw vs. Pittsburgh 12/19/76 (14-18-264-3-0)
Kenny Stabler vs. Oakland 12/24/77(21-40-345-3-2)
Bernie Kosar at Cleveland 1/9/88 (20-31-229-3-1)
Chad Pennington at New York Jets 1/4/03 (19-25-222-3-0)
Philip Rivers vs. San Diego 1/13/08 (14-19-264-3-1)
2 (8 times) Last: Joe Flacco at Baltimore 1/6/13 (12-23-282-2-0)

MOST PASSES HAD INTERCEPTED
CAREER:
19 Peyton Manning, 1998-11
10 John Unitas, 1956-72
6 Earl Morrall, 1968-71

GAME:
Colts: 4 Peyton Manning at New England 1/18/04 (23-47-237-1-4)
3 Earl Morrall vs. New York Jets 1/12/69* (6-17-71-0-3)
John Unitas at Miami 1/2/72 (20-36-224-0-3)
Peyton Manning vs. Kansas City 1/6/07 (30-38-268-1-3)
3 Andrew Luck vs. Kansas City 1/4/14 (29-45-436-4-3)
2 (7 times) Last: Peyton Manning vs. San Diego 1/13/08 (33-48-402-3-2)
Opp: 4 Stan Humphries at San Diego 12/31/95 (23-47-292-2-4)
3 George Blanda vs. Oakland 1/3/71 (17-32-271-2-3)
Craig Morton vs. Dallas 1/17/71* (12-26-127-1-3)
Bill Nelsen at Cleveland 12/26/71 (9-21-104-0-3)
Steve Bono at Kansas City 1/7/96 (11-25-122-1-3)
Jay Fiedler at Miami 12/30/00 (19-34-185-1-3)

LONGEST PASS PLAY
Colts: 87t Peyton Manning to Brandon Stokley vs. Denver 1/4/04
75t John Unitas to John Mackey vs. Dallas 1/17/71*
72t Peyton Manning to Reggie Wayne at San Diego 1/3/09
68t John Unitas to Ray Perkins vs. Oakland 1/3/71
Opp: 80t Mark Sanchez to Braylon Edwards vs. NYJ 1/24/10
79t Alex Smith to Donnie Avery vs. Kansas City 1/4/14
76t Terry Bradshaw to Frank Lewis vs. Pittsburgh 12/19/76
75t Bob Griese to Paul Warfield at Miami 1/2/72

RECEIVING

MOST RECEPTIONS
CAREER:
92 Reggie Wayne, 2001-12
65 Marvin Harrison, 1996-08
64 Dallas Clark, 2003-11

MOST RECEPTIONS
GAME:
Colts: 13 T.Y. Hilton vs. Kansas City 1/14/14 (13-224, 2 TDs)
12 Raymond Berry at New York Giants 12/28/58 (12-178, 1 TD)
11 Pierre Garcon vs. New York Jets 1/24/10 (11-151, 1 TD)
10 Reggie Wayne vs. Denver 1/9/05 (10-221, 2 TDs)
Joseph Addai vs. Chicago 2/4/07* (10-66)
9 Dallas Clark vs. Kansas City 1/6/07 (9-103)
Joseph Addai vs. San Diego 1/13/08 (9-67)
Reggie Wayne at Baltimore 1/6/13 (9-114)
Opp: 10 Ronnie Harmon at San Diego 12/31/95 (10-133)
9 Bob Schnelker vs. New York Giants 12/27/59 (9-175, 1 TD)
Ray Rice vs. Baltimore 1/16/10 (9-60)

MOST YARDS
CAREER:
1242 Reggie Wayne, 2001-12
883 Marvin Harrison, 1996-08
847 Dallas Clark, 2003-11

GAME:
Colts: 224 T.Y. Hilton vs. Kansas City 1/4/14 (13-224, 2 TDs)
221 Reggie Wayne vs. Denver 1/9/05 (10-221, 2 TDs)
178 Raymond Berry at New York Giants 12/28/58 (12-178, 1 TD)
151 Pierre Garcon vs. New York Jets 1/24/10 (11-151, 1 TD)
148 Willie Richardson vs. Minnesota 12/22/68 (6-148)
144 Brandon Stokley vs. Denver 1/4/04 (4-144)
Opp: 175 Bob Schnelker vs. New York Giants 12/27/59 (9-175, 1 TD)
150 Dwayne Bowe vs. Kansas City 1/4/14 (8-150, 1 TD)
145 Anquan Boldin at Baltimore 1/6/13 (5-145, 1 TD)
133 George Sauer vs. New York Jets 1/12/69* (8-133)
Ronnie Harmon at San Diego 12/31/95 (10-133)
130 Gary Collins at Cleveland 12/27/64 (5-130, 3 TD)
125 Paul Warfield at Miami 1/2/72 (2-125, 1 TD)
113 Cliff Branch vs. Oakland 12/24/77 (6-113)

HIGHEST AVERAGE
(Min. 10 Rec., 2 Rec/Game)
CAREER:
21.1 Eddie Hinton, 1969-72
18.9 Lenny Moore, 1956-67
18.9 Willie Richardson, 1963-69, 71

GAME:
Colts: 42.0 Lenny Moore vs. New York Giants 12/27/59 (3-126, 1 TD)
40.0 Ray Perkins vs. Oakland 1/3/71 (2-80, 1 TD)
John Mackey vs. Dallas 1/17/71* (2-80, 1 TD)
Opp: 62.5 Paul Warfield at Miami 1/2/72 (2-125, 1 TD)
51.5 Frank Lewis vs. Pittsburgh 12/19/76 (2-103, 1 TD)
50.0 Braylon Edwards vs. New York Jets 1/24/10 (2-100, 1 TD)

MOST TOUCHDOWN RECEPTIONS
CAREER:
9 Reggie Wayne, 2001-12
4 Dallas Clark, 2003-11
3 Brandon Stokley, 2003-06
Pierre Garcon, 2008-11
2 Austin Collie, 2009-12
Marvin Harrison, 1996-08
John Mackey, 1963-71
Floyd Turner, 1994-95
T.Y. Hilton, 2012-13

MOST TOUCHDOWN RECEPTIONS
GAME:
Colts: 2 Marvin Harrison vs. Denver 1/4/04
Brandon Stokley vs. Denver 1/4/04
Reggie Wayne vs. Denver 1/9/05
T.Y. Hilton vs. Kansas City 1/4/14
Opp: 3 Gary Collins at Cleveland 12/27/64
Dave Casper vs. Oakland 12/24/77
2 Lynn Swann vs. Pittsburgh 12/19/76

LONGEST RECEPTION
Colts: 87t Brandon Stokley from Peyton Manning vs. Denver 1/4/04
75t John Mackey from John Unitas vs. Dallas 1/17/71*
72t Reggie Wayne from Peyton Manning at San Diego 1/3/09
68t Ray Perkins from John Unitas vs. Oakland 1/3/71
64t T.Y. Hilton vs. Kansas City 1/4/14
60 Lenny Moore from John Unitas at New York Giants 12/28/58
Opp: 80t Braylon Edwards vs. New York Jets 1/24/10
79t Donnie Avery vs. Kansas City 1/4/14
76t Frank Lewis from Terry Bradshaw vs. Pittsburgh 12/19/76
75t Paul Warfield from Bob Griese at Miami 1/2/72
62t Kyle Rote from Charlie Conerly at New York Giants 12/28/58
56t Richie Anderson at New York Jets 1/4/03
56t Darren Sproles vs. San Diego 1/13/08

YARDS FROM SCRIMMAGE

MOST ATTEMPTS
CAREER:
204 Joseph Addai, 2006-11
185 Edgerrin James, 1999-05
109 Dominic Rhodes, 2001-06,08,10

GAME:
Colts: 32 Joseph Addai vs. Kansas City 1/6/07 (25 rush/7 rec.)
30 Lydell Mitchell at Pittsburgh 12/27/75 (26 rush/4 rec.)
29 Joseph Addai vs. Chicago 2/4/07* (19 rush/10 rec.)
Opp: 43 Lamar Smith at Miami 12/30/00 (40 rush/3 rec.)
34 Matt Snell vs. New York Jets 1/12/69* (30 rush/4 rec.)
30 Jim Brown at Cleveland 12/27/64 (27 rush/3 rec.)

MOST YARDS
CAREER:
1242 Reggie Wayne, 2001-12
919 Joseph Addai, 2006-11
883 Marvin Harrison, 1996-08

GAME:
Colts: 224 T.Y. Hilton vs. Kansas City 1/4/14 (224 rec.)
221 Reggie Wayne vs. Denver 1/9/05 (221 rec.)
178 Raymond Berry at New York Giants 12/28/58 (178 rec.)
157 Zack Crockett at San Diego 12/31/95 (147 rush/10 rec.)
Opp: 227 Lamar Smith at Miami 12/30/00 (209 rush/18 rec.)
208 Priest Holmes at Kansas City 1/11/04 (176 rush/32 rec.)
176 Eddie George vs. Tennessee 1/16/00 (162 rush/14 rec.)
175 Bob Schnelker vs. New York Giants 12/27/59 (175 rec.)

PUNTING

MOST PUNTS
CAREER:
60 David Lee, 1966-78
52 Hunter Smith, 1999-08
23 Chris Gardocki, 1995-97

GAME:
Colts: 12 David Lee vs. Oakland 12/24/77
9 David Lee at Pittsburgh 12/27/75
8 Tom Gilburg at Green Bay 12/26/65
Chris Gardocki at Pittsburgh 12/29/96
Opp: 9 Ron Widby vs. Dallas 1/17/71*
8 Dave Lewis vs. Cincinnati 12/26/70
Ray Guy vs. Oakland 12/24/77

MOST PUNT YARDS
CAREER:
2397 David Lee, 1966-78
2288 Hunter Smith, 1999-08
948 Pat McAfee, 2009-13
945 Chris Gardocki, 1995-97

GAME:
Colts: 438 David Lee vs. Oakland 12/24/77
361 David Lee at Pittsburgh 12/27/75
340 Hunter Smith vs. Tennessee 1/16/00
Opp: 377 Ron Widby vs. Dallas 1/17/71*
374 Ray Guy vs. Oakland 12/24/77
316 Mike Scifres at San Diego 1/3/09

HIGHEST PUNTING AVERAGE
(Min. 2/Career, 3 Att/Game)
CAREER:
45.1 Pat McAfee, 2009-13
44.0 Hunter Smith, 1999-08
41.1 Chris Gardocki, 1995-97

GAME:
Colts: 52.8 Hunter Smith vs. New England 1/21/07 (4-211)
50.8 Raymond Brown at New York Giants 12/28/58 (4-203)
50.0 Chris Gardocki at Pittsburgh 1/14/96 (4-200)
Opp: 59.0 Mike Scifres vs. San Diego 1/13/08 (3-177)
52.7 Mike Scifres at San Diego 1/3/09 (6-316)
52.3 Dustin Colquitt vs. Kansas City 1/6/07 (6-314)

MOST TOUCHBACKS
CAREER:
7 David Lee, 1966-78
6 Hunter Smith, 1999-08

GAME:
Colts: 2 David Lee at Pittsburgh 12/27/75
Opp: 4 Sean Weatherford vs. New York Jets 1/8/11
3 Ray Guy vs. Oakland 12/24/77

MOST PUNTS BLOCKED
CAREER:
1 David Lee, 1966-78

GAME:
Colts: 1 David Lee vs. Oakland 12/24/77
Opp: None

LONGEST PUNT
GAME:
Colts: 63 Hunter Smith at San Diego 1/3/09
60 Hunter Smith at San Diego 1/3/09
58 Rohn Stark at Cleveland 1/9/88
Hunter Smith vs. New England 1/21/07
Opp: 67 Mike Scifres at San Diego 1/3/09
66 Dustin Colquitt vs. Kansas City 1/6/07
Mike Scifres vs. San Diego 1/13/08

PUNT RETURNS

MOST RETURNS
CAREER:
15 Terrence Wilkins, 1999-01,03,06
13 Ron Gardin, 1970-71
12 Rick Volk, 1967-75

GAME:
Colts: 7 Ron Gardin vs. Cincinnati 12/26/70
5 Rick Volk at Miami 1/2/72
Jahine Arnold at Pittsburgh 12/29/96
4 (7 times) Last: T.J. Rushing vs. Baltimore 1/16/10
Opp: 5 Neil Colzie vs. Oakland 12/24/77
Jahine Arnold at Pittsburgh 12/29/96
Antwaan Randle El vs. Pittsburgh 1/15/06
4 Tamarick Vanover at Kansas City 1/7/96
Jacoby Jones at Baltimore 1/6/13

MOST YARDS
CAREER:
167 Terrence Wilkins, 1999-01, 03,06
79 T.J. Rushing, 2006-09
71 Ray Buchanan, 1993-96

GAME:
Colts: 52 Ray Buchanan at San Diego 12/31/95
46 T.J. Rushing vs. San Diego 1/13/08
42 Terrence Wilkins vs. Chicago 2/4/07*
Opp: 77 Jahine Arnold at Pittsburgh 12/29/96
72 Darren Sproles at San Diego 1/3/09
71 Leroy Kelly at Cleveland 12/26/71

HIGHEST AVERAGE
(Min. 4 Returns, 2/Game)
CAREER:
11.8 Ray Buchanan, 1993-96
11.1 Terrence Wilkins, 1999-01, 03, 06
10.3 Howard Stevens, 1975-77

GAME:
Colts: 26.0 Ray Buchanan at San Diego 12/31/95 (2-52)
15.3 T.J. Rushing vs. San Diego 1/13/08 (3-46)
14.0 Terrence Wilkins vs. Chicago 2/4/07* (3-42)
Opp: 24.0 Darren Sproles at San Diego 1/3/09 (3-72)
23.7 Leroy Kelly at Cleveland 12/26/71 (3-71)
17.7 Andre Hastings at Pittsburgh 1/14/96 (3-53)

LONGEST RETURN GAME:
Colts: 46 Ray Buchanan at San Diego 12/31/95
24 Terrence Wilkins vs. Tennessee 1/16/00
22 T.J. Rushing vs. San Diego 1/13/08
Opp: 48 Leroy Kelly at Cleveland 12/26/71
34 Jacoby Jones at Baltimore 1/6/13
33 Andre Hastings at Pittsburgh 1/14/96

KICKOFF RETURNS
MOST RETURNS
CAREER:
20 Terrence Wilkins, 1999-00,03,06
19 Dominic Rhodes, 2001-06,08,10
12 Chad Simpson, 2008-09

GAME:
Colts: 6 Albert Bentley at Cleveland 1/9/88
5 (6 times) Last: Chad Simpson vs. New Orleans 2/7/10*
Opp: 7 Dante Hall at Kansas City 1/11/04
6 (4 times) Last: Ellis Hobbs vs. New England 1/21/07

MOST YARDS
CAREER:
417 Dominic Rhodes, 2001-06,08,10
386 Terrence Wilkins, 1999-01,03,06
258 Chad Simpson, 2008-09

GAME:
Colts: 134 Marshall Johnson vs. Oakland 12/24/77
129 T.J. Rushing vs. San Diego 1/13/08
121 Dominic Rhodes at New England 1/18/04
114 Albert Bentley at Cleveland 1/9/88
111 Chad Simpson vs. New Orleans 2/7/10*
Opp: 220 Ellis Hobbs vs. New England 1/21/07
208 Dante Hall at Kansas City 1/11/04
169 Carl Garrett vs. Oakland 12/24/77

HIGHEST AVERAGE
(Min. 3/Career, 2/Game)
CAREER:
44.7 Marshall Johnson, 1975-80
30.0 LaVon Brazill, 2012-13
27.8 Preston Pearson, 1967-68
27.7 Charlie Pittman, 1971

GAME:
Colts: 44.7 Marshall Johnson vs. Oakland 12/24/77 (3-136, 1 TD)
30.0 LaVon Brazill vs. Kansas City 1/4/14 (3-90)
29.5 Preston Pearson vs. New York Jets 1/12/69* (2-59)
29.0 Charlie Pittman at Miami 1/2/72 (2-58)
27.7 Chad Simpson vs. New York Jets 1/24/10 (3-83)
Opp: 36.7 Ellis Hobbs vs. New England 1/21/07 (6-220)
33.8 Carl Garrett vs. Oakland 12/24/77 (5-169)
30.0 Phil King vs. New York Giants 12/27/59 (2-60)
30.0 Jacoby Jones at Baltimore 1/6/13 (2-60)

LONGEST RETURN
GAME:
Colts: 87t Marshall Johnson vs. Oakland 12/24/77
38 Charlie Pittman at Miami 1/2/72
Albert Bentley at Cleveland 1/9/88
Opp: 92t Dante Hall at Kansas City 1/11/04
Devin Hester vs. Chicago 2/4/07*
80 Ellis Hobbs vs. New England 1/21/07

SACKS
(*SINCE 1982)
MOST SACKS
CAREER:
9.0 Dwight Freeney, 2002-12
5.5 Robert Mathis, 2003-13
3.0 Larry Tripplett, 2002-05

GAME:
2.0 Dwight Freeney vs. Kansas City 1/6/07
2.0 Dwight Freeney at San Diego 1/3/09
2.0 Robert Mathis at San Diego 1/3/09
I

INTERCEPTIONS
MOST INTERCEPTIONS
CAREER:
5 Jerry Logan, 1963-72
Rick Volk, 1967-75
4 Antoine Bethea, 2006-12
3 Mike Curtis, 1965-75
Kelvin Hayden, 2005-10

GAME:
Colts: 2 Johnny Sample vs. New York Giants 12/27/59
Rick Volk at Cleveland 12/26/71
Lloyd Mumphord at Pittsburgh 12/27/75
Bruce Laird vs. Oakland 12/24/77
Jason Belser at San Diego 12/31/95
Chad Cota at Miami 12/30/00
David Macklin vs. Denver 1/4/04
Opp: 3 Ty Law at New England 1/18/04
2 Randy Beverly vs. New York Jets 1/12/69*
Chuck Howley vs. Dallas 1/17/71*
Ty Law vs. Kansas City 1/6/07
Ed Reed at Baltimore 1/13/07
Husain Abdullah vs. Kansas City 1/4/14

MOST RETURN YARDS
CAREER:
112 Rick Volk, 1967-75
76 Johnny Sample, 1958-60
72 Eugene Daniel, 1984-96

GAME:
Colts: 76 Johnny Sample vs. New York Giants 12/27/59
68 Jason Belser at San Diego 12/31/95
67 Lloyd Mumphord at Pittsburgh 12/27/75
Opp: 74 Tracy Porter vs. New Orleans 2/7/10*
62 Dick Anderson at Miami 1/2/71
48 Frank Minnifield at Cleveland 1/9/88

HIGHEST AVERAGE (Minimum 3)
CAREER:
22.4 Rick Volk, 1967-75
20.0 Kelvin Hayden, 2005-10
13.2 Jerry Logan, 1963-72

GAME (MIN. 2):
Colts: 38.0 Johnny Sample vs. New York Giants 12/27/59
34.0 Jason Belser at San Diego 12/31/95
33.5 Lloyd Mumphord at Pittsburgh 12/27/75
Opp: 21.5 Ty Law vs. Kansas City 1/6/07
11.0 Chuck Howley vs. Dallas 1/17/71*

LONGEST RETURN-TD RETURNS
GAME:
Colts: 61t Bruce Laird vs. Oakland 12/24/77
59t Eugene Daniel at Pittsburgh 12/29/96
58t Lloyd Mumphord at Pittsburgh 12/27/75
56t Kelvin Hayden vs. Chicago 2/4/07*
42t Johnny Sample vs. New York Giants 12/27/59
Opp: 74t Tracy Porter vs. New Orleans 2/7/10*
62t Dick Anderson at Miami 1/2/72
48t Frank Minnifield at Cleveland 1/9/88
39t Asante Samuel vs. New England 1/21/07
38t Ed Reed vs. Baltimore 1/16/10

FUMBLES
FUMBLE RETURNS FOR TOUCHDOWNS
Colts: 60 Mike Curtis vs. Minnesota 12/22/68
25 Don Shinnick at Green Bay 12/26/65
Opp: 93 Andy Russell at Pittsburgh 12/27/75

COLT S
TEAM PLAYOFF RECORDS
(*Denotes Super Bowl)

SCORING

MOST POINTS
Colts: 49 vs. Denver 1/9/05
45 vs. Kansas City 1/4/14
41 vs. Denver 1/4/04
38 at Kansas City 1/11/04
vs. New England 1/21/07
35 at San Diego 12/31/95
Opp: 44 vs. Kansas City 1/4/14
42 at Pittsburgh 12/29/96
41 at New York Jets 1/4/03
40 vs. Pittsburgh 12/19/76
38 at Cleveland 1/9/88
37 vs. Oakland 12/24/77

FEWEST POINTS
Colts: 0 at Cleveland 12/27/64
at Miami 1/2/72
at New York Jets 1/4/03
3 at New England 1/16/05
Opp: 0 at Cleveland 12/29/68
vs. Cincinnati 12/26/70
3 at Cleveland 12/26/71
vs. Baltimore 1/16/10

MOST POINTS BOTH TEAMS
89 vs. Kansas City 1/4/14 (Colts 45, Chiefs 44)
73 vs. Denver 1/9/05 (Colts 49, Broncos 24)
72 vs. New England 1/21/07 (Colts 38, Patriots 34)
69 at Kansas City 1/11/04 (Colts 38, Chiefs 31)
68 vs. Oakland 12/24/77 (Raiders 37, Colts 31, 2 OT)
59 at Cleveland 1/9/88 (Browns 38, Colts 21)

FEWEST POINTS BOTH TEAMS
17 vs. Cincinnati 12/26/70 (Colts 17, Bengals 0)
at Kansas City 1/7/96 (Colts 10, Chiefs 7)
21 at Miami 1/2/72 (Dolphins 21, Colts 0)
at Baltimore 1/13/07 (Colts 15, Ravens 6)
23 (5 times) Last: vs. Baltimore 1/16/10 (Colts 20, Ravens 3)

MOST TOUCHDOWNS
Colts: 7 vs. Denver 1/9/05
6 vs. Kansas City 1/4/14
5 at San Diego 12/31/95
vs. Denver 1/4/04
at Kansas City 1/11/04
Opp: 5 vs. Pittsburgh 12/19/76
vs. Oakland 12/24/77
at Cleveland 1/9/88
at Pittsburgh 12/29/96
at New York Jets 1/4/03
vs. Kansas City 1/4/14
4 (5 times) Last: vs. San Diego 1/13/08

MOST RUSHING TOUCHDOWNS
Colts: 4 at Cleveland 12/29/68
3 at San Diego 12/31/95
vs. Denver 1/9/05
2 (7 times) Last: vs. New England 1/21/07
Opp: 5 at Pittsburgh 12/29/96
3 at Pittsburgh 12/27/75
at San Diego 1/3/09
2 (7 times) Last: vs. NY Jets 1/8/11

MOST PASSING TOUCHDOWNS
Colts: 5 vs. Denver 1/4/04
4 vs. Denver 1/9/05
4 vs. Kansas City 1/4/14
3 at Kansas City 1/11/04
vs. San Diego 1/13/08
vs. New York Jets 1/24/10
Opp: 4 vs. Kansas City 1/4/14
3 at Cleveland 12/27/64
vs. Pittsburgh 12/19/76
vs. Oakland 12/24/77
at Cleveland 1/9/88
at New York Jets 1/4/03
vs. San Diego 1/13/08

MOST DEFENSIVE TOUCHDOWNS
Colts: 1 vs. New York Giants 12/28/58
at Green Bay 12/26/65
vs. Minnesota 12/22/68
vs. Oakland 12/24/77
at Pittsburgh 12/29/96
vs. Chicago 2/4/07*
Opp: 1 vs. Miami 1/2/72
vs. Pittsburgh 12/27/75
at Cleveland 1/9/88
vs. New England 1/21/07
vs. New Orleans 2/7/10*

MOST PATs/ATTEMPTS
Colts: 7/7 vs. Denver 1/9/05
6/6 vs. Kansas City 1/4/14
5/5 at San Diego 12/31/95
vs. Denver 1/4/04
at Kansas City 1/11/04
Opp: 5/5 at Cleveland 1/9/88
at New York Jets 1/4/03
vs. Kansas City 1/4/14
4/5 vs. Pittsburgh 12/19/76
4/4 (7 times) Last: vs. San Diego 1/13/08

MOST FIELD GOALS
Colts: 5 at Baltimore 1/13/07
3 (9 times) Last: at Baltimore 1/6/13
Opp: 5 at New England 1/18/04
4 vs. Tennessee 1/16/00
3 vs. New York Giants 12/27/59
vs. New York Jets 1/12/69*
vs. New Orleans 2/7/10*
vs. Kansas City 1/4/14

MOST FIELD GOAL ATTEMPTS
Colts: 5 at Baltimore 1/13/07
4 (5 times) Last: at Baltimore 1/6/13
Opp: 5 at New England 1/18/04
4 vs. Tennessee 1/16/00
3 (9 times) Last: vs. Kansas City 1/4/14

FIRST DOWNS

MOST
Colts: 32 vs. New England 1/21/07
29 vs. San Diego 1/13/08
28 vs. Kansas City 1/6/07
27 (4 times) Last: vs. New York Jets 1/24/10
Opp: 30 vs. Kansas City 1/4/14
29 vs. Pittsburgh 12/19/76
28 vs. Oakland 12/24/77
27 at San Diego 12/31/95
26 at Miami 12/30/00
at New York Jets 1/4/03
at San Diego 1/3/09

FEWEST
Colts: 8 at Pittsburgh 12/29/96
9 at Green Bay 12/26/65
10 at Pittsburgh 12/19/76
at New York Jets 1/4/03
11 at Cleveland 12/27/64
Opp: 7 vs. Cincinnati 12/26/70
vs. Kansas City 1/6/07
10 at New York Giants 12/28/58
vs. Dallas 1/17/71*
11 at Cleveland 12/26/71
vs. Chicago 2/4/07*

MOST BOTH TEAMS
58 vs. Kansas City 1/4/14 (Colts 28, Chiefs 30)
51 at Kansas City 1/11/04 (Colts 27, Chiefs 24)
50 vs. Oakland 12/24/77 (Raiders 28, Colts 22)
49 vs. New England 1/21/07 (Colts 32, Patriots 17)
vs. San Diego 1/13/08 (Colts 29, Chargers 20)
48 at Cleveland 1/9/88 (Browns 25, Colts 23)

FEWEST BOTH TEAMS
23 vs. Cincinnati 12/26/70 (Colts 16, Bengals 7)
24 vs. Dallas 1/17/71* (Colts 14, Cowboys 10)
26 at Pittsburgh 12/27/75 (Steelers 16, Colts 10)
27 at Cleveland 12/26/71 (Colts 16, Browns 11)
28 at Baltimore 1/13/07 (Colts 15, Ravens 13)

MOST RUSHING
Colts: 13 at Cleveland 12/29/68
vs. Kansas City 1/6/07
12 vs. Cincinnati 12/26/70
vs. Chicago 2/4/07*
10 vs. Oakland 12/24/77
at San Diego 12/31/95
at Kansas City 1/11/04
Opp: 16 at Pittsburgh 12/29/96
at Miami 12/30/00
13 at Pittsburgh 12/27/75
at New York Jets 1/4/03
12 vs. Pittsburgh 12/19/76

FEWEST RUSHING
Colts: 0 at Pittsburgh 12/29/96
at New England 1/16/05
2 vs. Minnesota 12/22/68
at New York Jets 1/4/03
3 vs. New York Giants 12/27/59
vs. Tennessee 1/16/00
vs. Baltimore 1/16/10
Opp: 2 at Cleveland 12/29/68
vs. Cincinnati 12/26/70
vs. Kansas City 1/6/07
vs. Baltimore 1/16/10
3 at New York Giants 12/28/58
vs. Chicago 2/4/07*
vs. New Orleans 2/7/10*

MOST PASSING
Colts: 23 vs. Kansas City 1/4/14
21 vs. San Diego 1/13/08
20 vs. New England 1/21/07
19 vs. New York Jets 1/24/10
18 vs. Denver 1/9/05
17 at New York Giants 12/28/58
vs. Denver 1/4/04
at Kansas City 1/11/04
at New England 1/16/05
Opp: 20 at San Diego 12/31/95
17 vs. Minnesota 12/22/68
vs. Oakland 12/24/77
16 vs. New Orleans 2/7/10*
vs. Kansas City 1/4/14

15 vs. Pittsburgh 12/19/76
at New England 1/18/0

FEWEST PASSING
Colts: 2 at Green Bay 12/26/65
4 at Cleveland 12/27/64
vs. Cincinnati 12/26/70
at Pittsburgh 12/27/75
6 vs. Dallas 1/17/71*
Opp: 3 at Pittsburgh 12/27/75
4 at Miami 1/2/72
5 (5 times) Last: vs. Kansas City 1/6/07

MOST BY PENALTY
Colts: 4 vs. Dallas 1/17/71*
vs. Pittsburgh 12/19/76
vs. Oakland 12/24/77
vs. San Diego 1/13/08
3 (6 times) Last: at Baltimore 1/6/13
Opp: 3 at Cleveland 12/27/64
at Green Bay 12/26/65
vs. Oakland 12/24/77
at Pittsburgh 1/14/96
vs. Pittsburgh 1/15/06
at San Diego 1/3/09
2 (6 times) Last: vs. San Diego 1/13/08

NET YARDS

MOST NET YARDS
Colts: 536 vs. Kansas City 1/4/14
530 vs. Denver 1/9/05
479 vs. Denver 1/4/04
461 vs. New York Jets 1/24/10
455 vs. New England 1/21/07
452 at New York Giants 12/28/58
Opp: 526 vs. Pittsburgh 12/19/76
513 vs. Kansas City 1/4/14
491 vs. Oakland 12/24/77
439 at Batimore 1/6/13
434 at Miami 12/30/00
429 at San Diego 12/31/95
411 vs. San Diego 1/13/08

FEWEST NET YARDS
Colts: 146 at Pittsburgh 12/29/96
154 at Pittsburgh 12/27/75
170 vs. Pittsburgh 12/19/76
175 at Green Bay 12/26/65
176 at New York Jets 1/4/03
Opp: 126 vs. Kansas City 1/6/07
139 vs. Cincinnati 12/26/70
165 at Cleveland 12/26/71

RUSHING

MOST YARDS
Colts: 191 vs. Chicago 2/4/07*
188 vs. Kansas City 1/6/07
187 vs. Oakland 12/24/77
184 at Cleveland 12/29/68
178 at San Diego 12/31/95
Opp: 258 at Miami 12/30/00
231 at Pittsburgh 12/29/96
225 vs. Pittsburgh 12/19/76
211 at Pittsburgh 12/27/75
210 at New England 1/16/05

FEWEST YARDS
Colts: 41 at Pittsburgh 12/29/96
42 vs. Baltimore 1/16/10
44 vs. San Diego 1/13/08
46 at New England 1/16/05
50 vs. Minnesota 12/22/68
Opp: 44 vs. Kansas City 1/6/07
51 vs. New Orleans 2/7/10*
56 at Cleveland 12/29/68
63 vs. Cincinnati 12/26/70
69 at Cleveland 12/26/71

MOST ATTEMPTS
Colts: 50 vs. Oakland 12/24/77
47 at Green Bay 12/26/65
vs. Cincinnati 12/26/70
43 at Cleveland 12/26/71
42 vs. Chicago 2/4/07*
Opp: 51 at Pittsburgh 12/29/96
48 at Miami 12/30/00
47 vs. Oakland 12/24/77
43 vs. New York Jets 1/12/69*
at Pittsburgh 12/27/75

FEWEST ATTEMPTS
Colts: 14 at New York Jets 1/4/03
vs. Pittsburgh 1/15/06
15 at Pittsburgh 12/29/96
at New England 1/16/05
18 vs. San Diego 1/13/08
19 vs. New Orleans 2/7/10*
vs. Kansas City 1/4/14
Opp: 17 vs. Kansas City 1/6/07
18 vs. New Orleans 2/7/10*
19 vs. Chicago 2/4/07*
vs. Baltimore 1/16/10
20 at Baltimore 1/13/07

MOST ATTEMPTS BOTH TEAMS
97 vs. Oakland 12/24/77 (Colts 50, Raiders 47)
86 at Green Bay 12/26/65 (Colts 47, Packers 39)
84 at Pittsburgh 12/27/75 (Steelers 43, Colts 41)
71 at Miami 12/30/00 (Dolphins 48, Colts 23)

FEWEST ATT EMPTS BOTH TEAMS
37 vs. New Orleans 2/7/10* (Colts 19, Saints 18)
44 vs. Baltimore 1/16/10 (Colts 25, Ravens 19)
45 vs. Denver 1/9/05 (Colts 24, Broncos 21)
47 at Pittsburgh 1/14/96 (Steelers 24, Colts 23)
48 vs. San Diego 1/13/08 (Chargers 30, Colts 18)

TOTAL PLAYS

MOST PLAYS
Colts: 87 at Baltimore 1/6/13
83 at New York Giants 12/28/58
82 vs. Oakland 12/24/77
81 vs. Chicago 2/4/07*
80 vs. Kansas City 1/6/07
vs. New England 1/21/07
Opp: 89 vs. Oakland 12/24/77
84 at Miami 12/30/00
81 at Green Bay 12/26/65
80 at San Diego 12/31/95
vs. Kansas City 1/4/14
75 vs. Minnesota 12/22/68

FEWEST PLAYS
Colts: 46 at New York Jets 1/4/03
47 at Cleveland 12/27/64
52 at Pittsburgh 12/29/96
53 vs. Minnesota 12/22/68
vs. Pittsburgh 12/19/76
Opp: 45 at Miami 1/2/72
vs. Kansas City 1/6/07
46 vs. Cincinnati 12/26/70
48 vs. Chicago 2/4/07*
51 at Baltimore 1/13/07

MOST PLAY S BOTH TEAMS
171 vs. Oakland 12/24/77 (Raiders 89, Colts 82)
145 at New England 1/18/04 (Colts 76, Patriots 69)
145 vs. Kansas City 1/4/14 (Colts 65, Chiefs 80)
143 at Baltimore 1/6/13 (Colts 87, Ravens 56)
141 at Green Bay 12/26/65 (Packers 81, Colts 60)
139 at Miami 12/30/00 (Dolphins 84, Colts 55)
vs. New England 1/21/07 (Colts 80, Patriots 59)
at San Diego 1/3/09 (Chargers 74, Colts 65)

FEWEST PLAY S BOTH TEAMS
107 at Cleveland 12/27/64 (Browns 60, Colts 47)
112 vs. Cincinnati 12/26/70 (Colts 66, Bengals 46)
vs. Denver 1/4/04 (Broncos 58, Colts 54)
113 at Miami 1/2/72 (Colts 68, Dolphins 45)
115 vs. Dallas 1/17/71* (Cowboys 59, Colts 56)
115 at New York Jets 1/4/03 (Jets 69, Colts 46)

PASSING

MOST YARDS
Colts: 458 vs. Denver 1/9/05
436 vs. Kansas City 1/4/14
402 vs. San Diego 1/13/08
394 vs. Denver 1/4/04
377 vs. New York Jets 1/24/10
349 at New York Giants 12/28/58
vs. New England 1/21/07
Opp: 345 vs. Oakland 12/24/77
363 vs. Kansas City 1/4/14
312 vs. San Diego 1/13/08
308 vs. Pittsburgh 12/19/76
302 vs. New York Jets 1/24/10
288 vs. New Orleans 2/7/10*

FEWEST YARDS
Colts: 40 at Green Bay 12/26/65
95 at Cleveland 12/27/64
100 at Pittsburgh 12/27/75
112 at Kansas City 1/7/96
137 at New York Jets 1/4/03
Opp: 93 vs. Cincinnati 12/26/70
103 at Pittsburgh 12/27/75
107 vs. Kansas City 1/6/07
112 vs. Tennessee 1/16/00

MOST YARDS BOTH TEAMS
799 vs. Kansas City 1/4/14 (Colts 436, Chiefs 363)
742 vs. Denver 1/9/05 (Colts 458, Broncos 284)
714 vs. San Diego 1/13/08 (Colts 402, Chargers 312)
679 vs. New York Jets 1/24/10 (Colts 377, Jets 302)
621 vs. New Orleans 2/7/10* (Colts 333, Saints 288)
581 vs. New England 1/21/07 (Colts 349, Patriots 232)

FEWEST YARDS BOTH TEAMS
203 at Pittsburgh 12/27/75 (Steelers 103, Colts 100)
238 vs. Cincinnati 12/26/70 (Colts 145, Bengals 93)
264 at Kansas City 1/7/96 (Chiefs 152, Colts 112)
274 at Cleveland 12/26/71 (Colts 143, Browns 131)

MOST ATTEMPTS
Colts: 54 at Baltimore 1/6/13
48 vs. San Diego 1/13/08
47 at New England 1/18/04
vs. New England 1/21/07
45 vs. New Orleans 2/7/10*
vs. Kansas City 1/4/14
44 vs. Baltimore 1/16/10
Opp: 47 at San Diego 12/31/95
46 vs. Kansas City 1/4/14
44 vs. Minnesota 12/22/68
41 at Green Bay 12/26/65
at Pittsburgh 1/14/96
40 vs. Oakland 12/24/77

FEWEST ATTEMPTS
Colts: 12 at Green Bay 12/26/65
17 vs. Cincinnati 12/26/70
20 at Cleveland 12/27/64
21 at Cleveland 12/26/71
Opp: 8 at Miami 1/2/72
13 at Pittsburgh 12/27/75
18 at New York Giants 12/28/58
at Cleveland 12/27/64
21 vs. Oakland 1/3/71

MOST ATTEMPTS BOTH TEAMS
91 vs. Kansas City 1/4/14 (Colts 45, Chiefs 46)
84 at New England 1/18/04 (Colts 47, Patriots 37)
vs. New Orleans 2/7/10* (Colts 45, Saints 39)
81 vs. New England 1/21/07 (Colts 47, Patriots 34)
79 vs. Baltimore 1/16/10 (Colts 44, Ravens 35)
78 at San Diego 1/3/09 (Colts 42, Chargers 36)
77 at Baltimore 1/6/13 (Colts 54, Ravens 23)

FEWEST ATTEMPTS BOTH TEAMS
35 at Pittsburgh 12/27/75 (Colts 22, Steelers 13)
38 at Cleveland 12/27/64 (Colts 20, Browns 18)
vs. Cincinnati 12/26/70 (Bengals 21, Colts 17)
44 at Miami 1/2/72 (Colts 36, Dolphins 8)
48 (2 times) Last: at Cleveland 12/26/71 (Browns 27, Colts 21)

MOST COMPLETIONS
Colts: 33 vs. San Diego 1/13/08
31 vs. Kansas City 1/6/07
vs. New Orleans 2/7/10*
30 vs. Baltimore 1/16/10
29 vs. Kansas City 1/4/14
28 at Baltimore 1/6/13
27 vs. Denver 1/9/05
at New England 1/16/05
vs. New England 1/21/07
Opp: 32 vs. New Orleans 2/7/10*
30 vs. Kansas City 1/4/14
26 vs. Minnesota 12/22/68
25 at Pittsburgh 1/14/96
24 vs. Denver 1/9/05

FEWEST COMPLETIONS
Colts: 5 at Green Bay 12/26/65
6 vs. Cincinnati 12/26/70
8 at Pittsburgh 12/27/75
11 (4 times) Last: vs. Pittsburgh 12/19/76
Opp: 4 at Miami 1/2/72
8 vs. Cincinnati 12/26/70
at Pittsburgh 12/27/75
11 at Cleveland 12/27/64

MOST COMPLETIONS BOTH TEAMS
63 vs. New Orleans 2/7/10* (Saints 32, Colts 31)
59 vs. Kansas City 1/4/14 (Colts 29, Chiefs 30)
51 vs. Denver 1/9/05 (Colts 27, Broncos 24)
51 at Baltimore 1/6/13 (Colts 28, Ravens 23)
50 vs. San Diego 1/13/08 (Colts 33, Chargers 17)
vs. Baltimore 1/16/10 (Colts 30, Ravens 20)
49 vs. Denver 1/4/04 (Colts 26, Broncos 23)

FEWEST COMPLETIONS BOTH TEAMS
14 vs. Cincinnati 12/26/70 (Bengals 8, Colts 6)
16 at Pittsburgh 12/27/75 (Colts 8, Steelers 8)
22 vs. Dallas 1/9/66# (Cowboys 15, Colts 7)
23 at Cleveland 12/27/64 (Colts 12, Browns 11)
vs. Dallas 1/17/71* (Cowboys 12, Colts 11)

MOST TOUCHDOWNS
Colts: 5 vs. Denver 1/4/04
4 vs. Denver 1/9/05
vs. Kansas City 1/4/14
3 at Kansas City 1/11/04
vs. San Diego 1/13/08
vs. New York Jets 1/24/10
Opp: 4 vs. Kansas City 1/4/14
3 (5 times) Last: vs. San Diego 1/13/08

MOST TIMES THROWN ATTEMPTING TO PASS
Colts: 6/50 vs. Oakland 12/24/77
5/45 vs. Pittsburgh 12/19/76
5/43 vs. Pittsburgh 1/15/06
5/28 at Pittsburgh 12/27/75
4/35 at New York Giants 12/28/58
vs. Minnesota 12/22/68
at Pittsburgh 12/29/96
Opp: 5/48 vs. Oakland 1/3/71
5/35 at Cleveland 12/26/71
4/34 at Cleveland 12/29/68
4/27 at San Diego 1/3/09
4/25 vs. Kansas City 1/6/07
3 (8 times) Last: at New England 1/16/05

MOST YARDS LOST ATTEMPTING TO PASS
Colts: 57 vs. New York Giants 12/28/58
50 vs. Oakland 12/24/77
45 vs. Pittsburgh 12/19/76
43 vs. Pittsburgh 1/15/06
Opp: 48 vs. Oakland 1/3/71
45 vs. New York Giants 12/27/59
35 at Cleveland 12/26/71
34 at Cleveland 12/29/68

MOST INTERCEPTIONS
Colts: 4 vs. New York Jets 1/12/69*
at New England 1/18/04
3 vs. Dallas 1/17/71*
at Miami 1/2/72
vs. Kansas City 1/6/07
vs. Kansas City 1/4/14
Opp: 4 at San Diego 12/31/95
3 (6 times) Last: at Mia. 12/30/00

PUNTING

MOST
Colts: 13 vs. Oakland 12/24/77
9 at Pittsburgh 12/27/75
8 at Green Bay 12/26/65
at Pittsburgh 12/29/96
6 (10 times) Last: vs. Baltimore 1/16/10
Opp: 9 vs. Dallas 1/17/71*
8 vs. Cincinnati 12/26/70
vs. Oakland 12/24/77
6 (6 times) Last: at San Diego 1/3/09

FEWEST
Colts: 0 vs. Denver 1/4/04
at Kansas City 1/11/04
1 at New England 1/18/04
vs. San Diego 1/13/08
vs. Kansas City 1/4/14
Opp: 0 at Kansas City 1/11/04
1 vs. Pittsburgh 12/19/76
at Cleveland 1/9/88
2 (7 times) Last: vs. Kansas City 1/4/14

MOST YARDS
Colts: 438 vs. Oakland 12/24/77
361 at Pittsburgh 12/27/75
340 vs. Tennessee 1/16/00
339 at Pittsburgh 12/29/96
330 at Green Bay 12/26/65
Opp: 377 vs. Dallas 1/17/71*
374 vs. Oakland 12/24/77
316 at San Diego 1/3/09
314 vs. Kansas City 1/6/07
313 vs. Cincinnati 12/26/70

HIGHEST AVERAGE
Colts: 52.8 vs. New England 1/21/07
50.8 at New York Giants 12/28/58
50.0 at Pittsburgh 1/14/96
49.0 vs. San Diego 1/13/08
48.6 vs. Tennessee 1/16/00
Opp: 59.0 vs. San Diego 1/13/08
52.7 at San Diego 1/3/09
52.3 vs. Kansas City 1/6/07
52.0 vs. Tennessee 1/16/00
51.4 vs. New England 1/21/07

PENALTIES

MOST
Colts: 9 vs. Pittsburgh 1/15/06
at San Diego 1/3/09
8 vs. Oakland 12/24/77
7 vs. Pittsburgh 12/19/76
at Cleveland 1/9/88
vs. Tennessee 1/16/00
Opp: 12 vs. Pittsburgh 12/19/76
10 vs. Dallas 1/17/71*
vs. San Diego 1/13/08
9 vs. Tennessee 1/16/00
9 at Baltimore 1/6/13

FEWEST
Colts: 1 at Miami 12/30/00
at Kansas City 1/11/04
vs. New York Jets 1/24/10
2 vs. Oakland 1/3/71
at Miami 1/2/72
at New York Jets 1/4/03
vs. New York Jets 1/8/11
3 (7 times) Last: at Baltimore 1/13/07
Opp: 1 vs. Cincinnati 12/26/70
at Miami 1/2/72
2 (5 times) Last: vs. Kansas City 1/4/14
3 (9 times) Last: vs. New York Jets 1/8/11

MOST BOTH TEAMS
19 vs. Pittsburgh 12/19/76 (Steelers 12, Colts 7)
16 vs. Tennessee 1/16/00 (Titans 9, Colts 7)
15 vs. Oakland 12/24/77 (Colts 8, Raiders 7)
vs. San Diego 1/13/08 (Chargers 10, Colts 5)
14 vs. Dallas 1/17/71* (Cowboys 10, Colts 4)
14 at Baltimore 1/6/13 (Ravens 9, Colts 5)

FEWEST BOTH TEAMS
3 at Miami 1/2/72 (Colts 2, Dolphins 1)
4 vs. Oakland 1/3/71 (Colts 2, Raiders 2)
5 (5 times) Last: vs. New York Jets 1/8/11 (Jets 3, Colts 2)

MOST YARDS
Colts: 82 vs. Oakland 12/24/77
75 at Cleveland 1/9/88
74 at San Diego 1/3/09
67 vs. Pittsburgh 1/15/06
63 vs. Cincinnati 12/26/70
Opp: 133 vs. Dallas 1/17/71*
88 vs. Pittsburgh 12/19/76
79 vs. San Diego 1/13/08
78 vs. Tennessee 1/16/00
70 at Baltimore 1/6/13
65 vs. Oakland 12/24/77

FEWEST YARDS
Colts: 5 at Kansas City 1/11/04
vs. New York Jets 1/24/10
10 vs. Oakland 1/3/71
at Miami 12/30/00
at New York Jets 1/4/03
vs. New York Jets 1/8/11
15 at New York Giants 12/28/58
at Cleveland 12/29/68
Opp: 5 vs. Cincinnati 12/26/70
8 vs. Pittsburgh 1/15/06
12 at Miami 1/2/72
13 vs. Kansas City 1/6/07
15 at New England 1/18/04
vs. New York Jets 1/8/11
vs. Kansas City 1/4/14

MOST YARDS BOTH TEAMS
164 vs. Dallas 1/17/71* (Cowboys 133, Colts 31)
147 vs. Pittsburgh 12/19/76 (Steelers 88, Colts 59)
vs. Oakland 12/24/77 (Colts 82, Raiders 65)
138 vs. Tennessee 1/16/00 (Titans 78, Colts 60)
133 vs. San Diego 1/13/08 (Chargers 79, Colts 54)
114 at San Diego 1/3/09 (Colts 74, Chargers 40)

FEWEST YARDS BOTH TEAMS
25 vs. New York Jets 1/8/11 (Jets 15, Colts 10)
30 vs. Oakland 1/3/71 (Raiders 20, Colts 10)
32 at Miami 1/2/72 (Colts 20, Dolphins 12)
34 vs. Kansas City 1/4/14 (Colts 19, Chiefs 15)
35 at Kansas City 1/11/04 (Chiefs 30, Colts 5)
at New England 1/18/04 (Colts 20, Patriots 15)

FUMBLES

MOST FUMBLES
Colts: 5 vs. Dallas 1/17/71* (5/4)
4 at Kansas City 1/7/96 (4/0)
3 vs. Denver 1/4/04 (3/1)
at New England 1/16/05 (3/2)
at Baltimore 1/13/07 (3/0)
Opp: 6 at New York Giants 12/28/58 (6/4)
at Cleveland 12/26/71 (6/2)
4 vs. Oakland 12/24/77 (4/2)
vs. Chicago 2/4/07* (4/3)
3 at Green Bay 12/26/65 (3/2)
at Pittsburgh 12/27/75 (3/2)
vs. Baltimore 1/16/10 (3/2)

MOST FUMBLES LOST
Colts: 4 vs. Dallas 1/17/71* (5/4)
2 (5 times) Last: vs. Chicago 2/4/07* (2/2)
Opp: 4 at New York Giants 12/28/58 (6/4)
3 vs. Chicago 2/4/07* (4/3)
2 (8 times) Last: at Baltimore 1/6/13 (2/2)

FEWEST FUMBLES
Colts: 0 (10 times) Last: vs. New York Jets 1/8/11
1 (15 times) Last: at Baltimore 1/6/13
Opp: 0 (8 times) Last: vs. New Orleans 2/7/10*
1 (18 times) Last: vs. Kansas City 1/4/14

FEWEST FUMBLES LOST
Colts: 0 (23 times) Last: vs. New York Jets 1/8/11
1 (14 times) Last: vs. Kansas City 1/4/14
Opp: 0 (17 times) Last: vs. New York Jets 1/8/11
1 (16 times) Last: vs. Kansas City 1/4/14

MOST FUMBLES BOTH TEAMS
8 at New York Giants 12/28/58 (Giants 6, Colts 2)
at Cleveland 12/26/71 (Browns 6, Colts 2)
6 vs. Dallas 1/17/71* (Colts 5, Cowboys 1)
vs. Chicago 2/4/07* (Bears 4, Colts 2)
5 (3 times) Last: at Baltimore 1/13/07

FEWEST FUMBLES BOTH TEAMS
0 at Miami 12/30/00 vs. New Orleans 2/7/10*
1 (9 times) Last: vs. New York Jets 1/8/11 (Jets 1)
2 (9 times) Last: vs. New York Jets 1/24/10 (Colts 2)

MOST FUMBLES LOST BOTH TEAMS
6 at New York Giants 12/28/58 (Giants 4, Colts 2)
5 vs. Dallas 1/17/71* (Colts 4, Cowboys 1)
vs. Chicago 2/4/07* (Bears 3, Colts 2)
4 at Cleveland 12/26/71 (Colts 2, Browns 2)
3 (4 times) Last: at Baltimore 1/6/13 (Ravens 2, Colts 1)

FEWEST FUMBLES LOST BOTH TEAMS
0 (12 times) Last: vs. New York Jets 1/8/11
1 (11 times) Last: vs. New York Jets 1/24/10 (Colts 1)