



PATRIOTS HOST COLTS IN DIVISIONAL PLAYOFF GAME

MEDIA SCHEDULE

TUESDAY, JANUARY 7

10:00 a.m. Media Check-In
10:30 a.m. Local Media Access to Practice
12:05 p.m. Andrew Luck Conf. Call
12:30 p.m. Chuck Pagano Conf. Call
12:45 p.m. Tom Brady Media Availability
1:00-1:45 p.m. Open Locker Room

WEDNESDAY, JANUARY 8

9:00 a.m. Media Check-In
9:40-9:50 a.m. Bill Belichick Press Conference
10:30 a.m. Local Media Access to Practice
1:00-1:45 p.m. Open Locker Room

THURSDAY, JANUARY 9

10:15 a.m. Media Check-In
10:45 a.m. Local Media Access to Practice
12:45-1:30 p.m. Open Locker Room

FRIDAY, JANUARY 10

Team Walkthrough – No Access

SATURDAY, JANUARY 11

8:15 p.m. – Patriots vs. Colts

2013 PATRIOTS SCHEDULE

REGULAR SEASON (12-4)

Sun., Sept. 8	at Buffalo	23-21	W
Thurs., Sept. 12	N.Y. Jets	13-10	W
Sun., Sept. 22	Tampa Bay	23-3	W
Sun., Sept. 29	at Atlanta	30-23	W
Sun., Oct. 6	at Cincinnati	6-13	L
Sun., Oct. 13	New Orleans	30-27	W
Sun., Oct. 20	at N.Y. Jets	27-30 (OT)	L
Sun., Oct. 27	Miami	27-17	W
Sun., Nov. 3	Pittsburgh	55-31	W
Sun., Nov. 10	BYE WEEK		
Mon., Nov. 18	at Carolina	20-24	L
Sun., Nov. 24	Denver	34-31 (OT)	W
Sun., Dec. 1	at Houston	34-31	W
Sun., Dec. 8	Cleveland	27-26	W
Sun., Dec. 15	at Miami	20-24	L
Sun., Dec. 22	at Baltimore	41-7	W
Sun., Dec. 29	Buffalo	34-20	W

AFC EAST FINAL STANDINGS

Team	W	L	T	Pct.	PF	PA
NEW ENGLAND 12	4	0	0	.750	444	338
New York Jets	8	8	0	.500	290	387
Miami Dolphins	8	8	0	.500	317	335
Buffalo Bills	6	10	0	.375	339	388

PATRIOTS MEDIA WEBSITE

The Patriots' media website, located at <http://media.patriots.com>, will be updated for registered users throughout the season with all the latest media information, schedules, rosters and press releases.

NEW ENGLAND PATRIOTS (12-4) vs. INDIANAPOLIS COLTS (11-5)

Saturday, January 11, 2014 ★ Gillette Stadium (68,756) ★ 8:15 p.m. ET

The AFC East Champion New England Patriots will host the AFC South Champion Indianapolis Colts in a Divisional Playoff game this Saturday evening at Gillette Stadium. The winner will advance to the AFC Championship. The Colts advanced to the second round of the playoffs after a come-from-behind 45-44 victory at home against the Kansas City Chiefs. This week's game will be the fourth postseason meeting between the two teams. The Patriots are 2-1 in the postseason against the Colts. The Patriots beat Indianapolis, 24-14, in the 2003 AFC Championship Game and 20-3 in a Divisional Playoff Game in 2004 played at Gillette Stadium. The Patriots dropped a 38-34 decision in the 2006 AFC Championship Game at Indianapolis. The Patriots will be looking to become the first team since Philadelphia (2001-04) to go to at least three straight Conference Championships.

BROADCAST INFORMATION

TELEVISION: This week's game will be broadcast to a national audience by CBS and can be seen in Boston on WBZ-TV. Greg Gumbel will handle play-by-play duties with Dan Dierdorf providing color. Allie LaForce will report from the sidelines. The game will be produced by Mark Wolff and directed by Bob Fishman.

NATIONAL RADIO: This week's game will be broadcast to a national audience by Westwood One. Ian Eagle and Trent Green will call the game. Tony Boselli will report from the sidelines.

RADIO: 98.5 FM, The Sports Hub, is the flagship station for the Patriots Radio Network. A complete listing of the network's 37 stations can be found at the back of the press release on the Patriots Football Network page. Play-by-play broadcaster Bob Socci will call the action along with former Patriots quarterback Scott Zolak, who will provide color analysis.

PATRIOTS CLINCH PLAYOFF SPOT FOR 15TH TIME IN KRAFT'S 20 YEARS OF OWNERSHIP

The New England Patriots have now qualified for the playoffs 21 times in their 54-year history. The Patriots have earned 15 playoff berths in the 20 seasons since Robert Kraft purchased the team in 1994, a dramatic contrast to the six total playoff berths that the team earned in its first 34 years of existence. The New England Patriots have won 13 AFC East crowns under Kraft's leadership. New England has won 16 division crowns overall (15 AFC East crowns) and have qualified as a Wild Card team on four occasions (1998, 1994, 1985 and 1976). The Patriots also qualified for the playoffs in 1982 as part of a 16-team tournament following a players' strike.



2013 AFC EAST CHAMPIONS

The New England Patriots claimed the AFC East Division title for the fifth consecutive season and for the 13th time under Robert Kraft.

DIVISION CHAMPIONSHIPS SINCE 1994

New England Patriots	13
Pittsburgh Steelers	10
Green Bay Packers	10
Indianapolis Colts	9

PATRIOTS SET NFL MARK FOR MOST FIRST ROUND BYES;
BECOME FIRST AFC TEAM TO EARN FOUR STRAIGHT BYES

The Patriots earned a first-round bye in the 2013 NFL playoffs and lead the NFL with nine first-round byes since the current NFL playoff format was instituted in 1990. The Patriots have earned a first-round bye for the fourth consecutive season, becoming the third NFL team to record four straight byes and the first AFC team to do so, joining Dallas and San Francisco, who did so from 1992 through 1995.

MOST SEASONS EARNING A BYE SINCE 12-TEAM PLAYOFF FORMAT IN 1990

New England	9
Pittsburgh	8
San Francisco	8



ROBERT KRAFT NEWS & NOTES

Since Robert Kraft purchased the team in 1994, the Patriots have experienced one of the most dramatic turnarounds in the history of sports. Now in his 20th season of ownership, Kraft has transformed one of the league's least successful clubs into what many observers view as a model NFL franchise. In the five seasons immediately preceding his purchase (1989-93), the Patriots were a moribund team, winning just 19 of 80 games (.238 pct.) and recording the worst record in the NFL over that span. When he bought the franchise on Jan. 21, 1994, Kraft announced his intention to bring a championship to New England, a tall order considering the team's previous success rate. But under Kraft's leadership, the Patriots have won more division titles (13), conference crowns (6) and Super Bowl championships (3) than any other NFL team. The Patriots have made six Super Bowl appearances since Kraft purchased the team, a period during which no other NFL franchise has earned more than four berths. In Kraft's 20 seasons, the Patriots qualified for the playoffs 15 times, more than doubling the franchise's accomplishments during its first 34 seasons.



	Pre-Kraft 1960-93	1989-93	Kraft Era 1994-13
Overall Record	225-276-9	19-61	237-114
Winning Pct.	.450	.238	.675
Super Bowl Titles	0	0	3
Conference Titles	1	0	6
Division Titles	3	0	13
Playoff Seasons	6	0	15
Playoff Record	4-6	--	20-11
Home Playoff Games	1	0	17
Home Playoff Record	0-1	--	14-3

A CHAMPIONSHIP TRADITION

MULTIPLE LEAGUE CHAMPIONSHIPS SINCE 2001

Team	League	Titles
Los Angeles Lakers.....	NBA.....	4
New England Patriots.....	NFL.....	3
San Antonio Spurs.....	NBA.....	3
Boston Red Sox.....	MLB.....	3

HIGHEST WINNING PERCENTAGE IN MAJOR PROFESSIONAL SPORTS SINCE 1994 (regular season)

Team	League	PCT
San Antonio Spurs.....	NBA.....	.684
New England Patriots.....	NFL.....	.678
Detroit Red Wings.....	NHL.....	.662
Los Angeles Lakers.....	NBA.....	.644
Green Bay Packers.....	NFL.....	.639
Pittsburgh Steelers.....	NFL.....	.627

215-GAME SELLOUT STREAK

In the early 1990s, the Patriots seemed destined for relocation until Robert Kraft's purchase of the team rejuvenated local interest. In 1991, the season ticket base was just 17,635, barely enough to support the club. Now, the season tickets are capped and more than 50,000 fans are on a season ticket waiting list. The Patriots have sold out 215 consecutive home games, including playoff and preseason games (dating back to the 1994 season opener).

SINCE ROBERT KRAFT PURCHASED THE TEAM IN 1994

TOTAL VICTORIES SINCE 1994 (Regular Season)

New England Patriots.....	217
Green Bay Packers.....	204
Pittsburgh Steelers.....	200
Indianapolis Colts.....	194

TOTAL VICTORIES SINCE 1994 (Incl. Postseason)

New England Patriots.....	237
Green Bay Packers.....	220
Pittsburgh Steelers.....	217
Indianapolis Colts.....	206
Denver Broncos.....	200
Philadelphia Eagles.....	187

WINNING PERCENTAGE SINCE 1994 (Incl. Postseason)

Team	W	L	T	Pct.
New England Patriots.....	237	114	0	.675
Green Bay Packers.....	220	128	1	.632
Pittsburgh Steelers.....	217	129	1	.627
Indianapolis Colts.....	206	139	0	.597
Denver Broncos.....	200	136	0	.595
Philadelphia Eagles.....	187	154	2	.548
New York Giants.....	178	157	1	.531

SUPER BOWL CHAMPIONSHIPS SINCE 1994

New England Patriots.....	3
Baltimore.....	2
Green Bay.....	2
Pittsburgh Steelers.....	2
Denver Broncos.....	2
N.Y. Giants.....	2
6 Teams.....	1

CONFERENCE CHAMPIONSHIPS SINCE 1994

New England Patriots.....	6
Pittsburgh Steelers.....	4
Green Bay Packers.....	3
New York Giants.....	3
Baltimore.....	2
Denver Broncos.....	2
St. Louis Rams.....	2
Indianapolis Colts.....	2
San Francisco.....	2
12 Teams.....	1

DIVISION CHAMPIONSHIPS SINCE 1994

New England Patriots.....	13
Pittsburgh Steelers.....	10
Green Bay Packers.....	10
Indianapolis Colts.....	9

PLAYOFF VICTORIES SINCE 1994

New England Patriots.....	20
Pittsburgh Steelers.....	17
Green Bay Packers.....	16
Baltimore Ravens.....	14
Indianapolis Colts.....	12
Philadelphia Eagles.....	11

PLAYOFF GAMES PLAYED SINCE 1994

New England Patriots.....	31
Green Bay Packers.....	29
Pittsburgh Steelers.....	27
Indianapolis Colts.....	25
Philadelphia Eagles.....	23
Baltimore Ravens.....	21

PLAYOFF SEASONS SINCE 1994

New England Patriots.....	15
Indianapolis Colts.....	15
Green Bay Packers.....	15
Pittsburgh Steelers.....	12
Philadelphia Eagles.....	12
Minnesota Vikings.....	10

PLAYOFF WINNING PERCENTAGE SINCE 1994

Team	W	L	Pct.
Baltimore Ravens.....	14	7	.667
New England Patriots.....	20	11	.645
Pittsburgh Steelers.....	17	10	.630
New York Giants.....	10	6	.625
Arizona Cardinals.....	5	3	.625
New Orleans Saints.....	7	4	.636
Carolina Panthers.....	6	4	.600

KRAFT PRODUCES MORE WINS THAN EVERY OTHER PATRIOT OWNER COMBINED

The Patriots have 237 wins overall under Robert Kraft. He has produced more victories than every other Patriots owner combined. Under Kraft, the Patriots are 237-114 overall since he purchased the team in 1994. Kraft's predecessors in the owner's office went 225-276-9 in the 34 years prior to his purchase of the team.



ROBERT KRAFT - 20 YEARS OF OWNERSHIP

ROBERT KRAFT: ESTABLISHING A WINNING TRADITION

Kraft's winning percentage with the Patriots (.675) since taking over the team in 1994 is highest among all owners/ownership groups with at least 200 wins (regular and postseason). He is one of just five owners with at least 200 wins and a winning percentage over .600.

Owner	Team	Years	Winning Pct.
Robert Kraft	Patriots	1994-present	.675
Eddie DeBartolo, Jr.	49ers	1977-1999	.636
Clint Murchison, Jr.	Cowboys	1960-1983	.634
Joe Robbie	Dolphins	1966-1989	.609
Pat Bowlen	Broncos	1984-present	.601

MOST PRO BOWL PLAYERS SINCE 1994

Since Robert Kraft's purchase of the team in 1994, the Patriots have drafted more Pro Bowl players than any other team.

Rank	Team	Players
1	New England	20
2	Green Bay	19
3	Pittsburgh	18

QUARTERBACK STABILITY

Over the last 20 years, the Patriots have had 14 quarterbacks on their active roster. Of this group, only four quarterbacks have started a regular season or post-season game for the club, the fewest total of any team in the NFL. Only two of these four quarterbacks – Tom Brady and Drew Bledsoe – have started on Opening Day for the Patriots, tied with Green Bay (Brett Favre and Aaron Rodgers) and Houston (David Carr and Matt Schaub) for the fewest number in the NFL.

Team	Starting QBs since 1994	Opening Day QBs since 1994
New England	4	2
Green Bay	5	2
Houston*	8	2
N.Y. Giants	8	6
Pittsburgh	10	6
Indianapolis	11	4
San Diego	12	6
Cincinnati	12	8
New Orleans	13	7
Carolina**	14	8
Kansas City	15	5
Seattle	15	6
Tennessee	15	7
Buffalo	15	9
Jacksonville***	16	5
San Francisco	16	6
Philadelphia	16	7
Baltimore****	16	8
Tampa Bay	16	9
Denver	17	7
N.Y. Jets	17	8
Dallas	18	5
Detroit	18	5
Atlanta	18	6
St. Louis	19	5
Minnesota	19	8
Miami	20	9
Washington	21	13
Arizona	22	11
Chicago	22	9
Oakland	23	10
Cleveland	23	11

*since 2002

**since 1995

***since 1995

****since 1996

PATRIOTS A MODEL OF CONSISTENCY UNDER KRAFT

The Patriots have been a model of consistency at the coaching position under Robert Kraft. With Bill Belichick in his 14th season as head coach, the Patriots have had just three head coaches since 1994, the fewest number by far of any AFC East team.

AFC East Head Coaches Since 1994

New England	3
Buffalo	7
New York Jets	7
Miami	9

COACHING CONSISTENCY UNDER KRAFT

In a league of constant change at the head coaching position, the Patriots have been a model of consistency under Robert Kraft. Since Kraft took ownership of the team in 1994, the Patriots have had just three head coaches – Bill Parcells (1994-1996), Pete Carroll (1996-1999) and current head coach Bill Belichick (2000-present), who is in his 14th season in New England and is the longest-tenured active head coach in the NFL. The only NFL team with fewer head coaches since 1994 is the Pittsburgh Steelers, who have had two – Bill Cowher (1992-2006) and Mike Tomlin (2007-present).

Team Head Coaches Since 1994

Pittsburgh Steelers	2
New England Patriots	3
Baltimore Ravens**	3
Houston Texans*	3
New York Giants	3
Tennessee Titans	3

* Since 2002.

** Since 1996.

COVER BOYS



Kraft's success as an owner has brought the Patriots a great increase in national recognition. Prior to Kraft's ownership, the Patriots had been featured on the cover of just four issues of *Sports Illustrated* (1966, 1977, 1981, and 1986). Since 1994, New England has graced the cover a total of 27 times, including 17 that feature Tom Brady alone.



PATRIOTS HOME DOMINANCE



Since the Patriots opened Gillette Stadium in 2002, they have celebrated more regular season and postseason wins than any other team in the NFL. The Patriots have the highest point differential at home, rank first in points scored and third in points allowed at Gillette Stadium.

REGULAR SEASON HOME RECORD SINCE 2002

Rank	Team	W	L	T	Pct.
1	New England	81	15	0	0.844
2	Baltimore	73	23	0	0.760
3	Indianapolis	72	24	0	0.750
4	Pittsburgh	68	27	1	0.714
5	Green Bay	66	29	1	0.693

HOME PLAYOFF RECORD SINCE 2002 (MIN. 5 GAMES)

Rank	Team	W	L	Pct.
1	Seattle	5	1	0.833
2	New England	10	3	0.769
3	Pittsburgh	6	2	0.750
4	Indianapolis	7	3	0.700
5	Philadelphia	5	4	0.556

HOME RECORD SINCE 2002 (INCLUDING PLAYOFFS)

Rank	Team	W	L	T	Pct.
1	New England	91	18	0	0.835
2	Baltimore	75	25	0	0.750
3	Indianapolis	79	27	0	0.745
4	Pittsburgh	74	29	1	0.716
5	Seattle	71	31	0	0.696

HOME RECORD AFTER HALLOWEEN SINCE 2002 (INCLUDING PLAYOFFS)

Rank	Team	W	L	T	Pct.
1	New England	53	12	0	0.815
2	Indianapolis	51	17	0	0.750
3	Baltimore	44	17	0	0.721
4	Green Bay	42	18	1	0.697
5	San Diego	39	22	0	0.639

HOME RECORD VS. NFC SINCE 2002

Rank	Team	W	L	T	Pct.
1	Pittsburgh	20	3	1	0.854
2	New England	20	4	0	0.833
3	Baltimore	20	4	0	0.833
4	Indianapolis	17	7	0	0.708
5	Jacksonville	15	10	0	0.600

HOME RECORD VS DIVISIONAL OPPONENTS SINCE 2002

Rank	Team	W	L	T	Pct.
1	New England	31	5	0	0.861
2	Indianapolis	30	6	0	0.833
3	Green Bay	27	8	1	0.764
4	Seattle	27	9	0	0.750
5	Pittsburgh	26	10	0	0.722

POINT DIFFERENTIAL AT HOME SINCE 2002

Rank	Team	Point Differential
1	New England	1,005
2	Baltimore	791
3	Green Bay	767
4	Pittsburgh	687
5	San Diego	644

POINTS ALLOWED PER GAME AT HOME SINCE 2002

Rank	Team	Points Allowed
1	Baltimore	16.3
2	Pittsburgh	17.0
3	New England	17.4
4	Seattle	17.7
5	Green Bay	19.0


POINTS SCORED PER GAME AT HOME SINCE 2002

Rank	Team	Points Scored
1	New England	27.9
2	Green Bay	27.0
3	San Diego	26.8
4	New Orleans	26.9
5	Indianapolis	25.6



PATRIOTS VS. COLTS

SERIES HISTORY



The Patriots and Colts will face off for the fourth time in the postseason and for the second time in a Divisional round game.

The clubs faced each other in the playoffs following the 2003, 2004 and 2006 season. The Patriots beat the Colts in the 2003 AFC Championship game, 24-14, at Gillette Stadium on Jan. 18, 2004, won 20-3 against the Colts on Jan. 16, 2005 at Gillette Stadium in an AFC Divisional game and then lost in the 2006 AFC Championship Game, 38-34, on Jan. 21, 2007 at Indianapolis.

The Patriots lead the all-time series 45-28 in the regular season and 2-1 in the postseason, including 2-0 against the Colts in the postseason at Gillette Stadium.

The Patriots and Colts last met Nov. 18, 2012 at Gillette Stadium with the Patriots pulling away with a 59-24 victory.

The two teams share a long-time rivalry, as the Patriots and the Baltimore/Indianapolis Colts played twice each year from 1970 to 2001 as members of the AFC East, with the exception of the 1982 strike season.

New England is 21-10 against Indianapolis since 1993, and has won 18 of the series' last 25 games overall.

New England holds an overall record of 14-9 in games played in Indianapolis and 27-12 when playing at home.

SERIES BREAKDOWN (Includes Postseason)

Overall Record	47-29
Home Record	27-12
In Foxborough	27-11
In Boston	0-1
Away Record	20-17
In Indianapolis	14-9
In Baltimore	6-8
Largest Victory	39 points (10/06/74)
Largest Defeat	-31 points (11/26/72)
Longest Winning Streak	7 (1996-99)
Longest Losing Streak	3 (1970-71, 2005-07)
Seasonal Sweeps of 2 or more wins	Patriots 12, Colts 5

PATRIOTS – COLTS QUICK HITS

- The Patriots and Colts both surpassed the 1990s San Francisco 49ers for the all-time best mark for a decade in NFL history. New England had 126 wins in the decade from 2000-2009, while Indianapolis had 124 wins. San Francisco had 122 wins in the 1990s.
- Patriots Head Coach Bill Belichick is 11-6 against the Colts as the head coach of the Patriots and is 13-8 against Indianapolis as a head coach overall.
- Despite not being in the same division, the Patriots and Colts will played each other for the 10th straight season in 2012.

LAST REGULAR SEASON MEETING 2012 REGULAR SEASON PATRIOTS 59, INDIANAPOLIS 24

November 18, 2012 ★ Gillette Stadium

	1	2	3	4	Final
Indianapolis Colts	14	3	0	7	— 24
New England Patriots	7	17	14	21	— 59

The New England Patriots scored on three passes from QB Tom Brady, two touchdowns on interception returns and another on a punt return to match the team's single-game scoring record in a 59-24 win over the visiting Indianapolis Colts.

The Patriots improved to a 7-3 record, winning their fourth straight game and extending their lead in the AFC East to three games over the other three teams.

The 59 points equaled the team mark set in a 59-0 win over the Tennessee Titans on Oct. 18, 2009.

The Patriots scored on a 68-yard punt return by WR Julian Edelman and on interception returns of 59 yards by newly acquired CB Aqib Talib and 87 yards by rookie CB Alfonzo Dennard. LB Rob Ninkovich's third strip sack of the season and fifth forced fumble of the season helped set up TE Rob Gronkowski's second touchdown pass of the game, a 24-yard reception in the third quarter.

Brady completed 24-of-35 passes for 331 yards and no interceptions. Indianapolis rookie QB Andrew Luck was 27 for 50 for two touchdowns and 334 yards, but he also threw three interceptions.

It was a competitive first half with New England heading into the break with a 24-17 lead. Then the Patriots scored on two of three possessions in the third quarter with Brady connecting with Edelman on a 2-yard pass and then a 24-yarder to Gronkowski before Dennard's 87-yard return in the fourth quarter gave the Patriots a 45-17 lead. Luck hit rookie WR T.Y. Hilton on a 43-yard touchdown in the fourth quarter before RB Stevan Ridley scored on a 3-yard run and RB Shave Vereen on a 4-yard run for a 59-24 win.

The game began with touchdowns on the first three series. The Colts opened the game with a 1-yard touchdown run by RB Delone Carter. The Patriots responded with a drive that ended with a 4-yard pass from Brady to Gronkowski before Indianapolis answered with a 14-yard pass from Luck to Hilton for a 14-7 lead.

The Patriots missed a field goal on their next possession, but their fortunes changed four plays later when Edelman brought a punt back for a touchdown for the third time in his career after the defense forced Luck into a three-and-out. And just three plays and 61 seconds after that, the Patriots scored again on Talib's touchdown as the Patriots took the lead for good 21-14 with 10:59 left in the second quarter.





PATRIOTS VS. COLTS

TALE OF THE TAPE

2013 Regular Season	New England	Indianapolis
Record	12-4	11-5
Divisional Standings	1 st	1 st
Total Yards Gained	6,152	5,468
Total Offense (Rank)	384.5 (7)	341.8 (15)
Rush Offense	129.1 (9)	108.9 (20t)
Pass Offense	255.4 (10)	232.8 (17)
Points Per Game	27.8 (3)	24.4 (14t)
Total Yards Allowed	5,969	5,713
Total Defense	373.1 (26)	357.1 (20)
Rush Defense	134.1 (30)	125.1 (26)
Pass Defense	239.0 (18)	231.9 (13)
Points Allowed/Game	21.1 (10)	21.0 (9)
Possession Avg.	29:38	29:41
Sacks Allowed/Yards Lost	40/256	32/227
Sacks Made/Yards	48/313	42/248
Passing TD/Int (off.)	25/11	23/10
Passing TD/Int (def.)	25/17	21/15
Total Touchdowns	47	40
Penalties Against/Yards	69/625	66/576
Punts/Avg.	77/45.8	77/45.4
Field Goals Made/Att.	38/41	35/40
Takeaway/Giveaway Ratio	+9 (8)	+13 (3)

RECENT PATRIOTS-COLTS GAMES

The Patriots have won 18 of the last 25 games between the clubs, dating back to the 1996 season.

Last 25 Games: New England 18, Indianapolis 7

Date	Result	Score	H/A	Stadium
11/18/12	W	59-24	H	Gillette Stadium
12/04/11	W	31-24	H	Gillette Stadium
11/21/10	W	31-28	H	Gillette Stadium
11/15/09	L	34-35	A	Lucas Oil Stadium
11/02/08	L	15-18	A	Lucas Oil Stadium
11/04/07	W	24-20	A	RCA Dome
01/21/07*	L	34-38	A	RCA Dome
11/05/06	L	20-27	H	Gillette Stadium
11/07/05	L	21-40	H	Gillette Stadium
01/16/05*	W	20-3	H	Gillette Stadium
09/09/04	W	27-24	H	Gillette Stadium
01/18/04*	W	24-14	H	Gillette Stadium
11/30/03	W	38-34	A	RCA Dome
10/21/01	W	38-17	A	RCA Dome
09/30/01	W	44-13	H	Foxboro
10/22/00	L	23-30	A	RCA Dome
10/08/00	W	24-16	H	Foxboro
12/12/99	L	15-20	A	RCA Dome
09/19/99	W	31-28	H	Foxboro
11/01/98	W	21-16	A	RCA Dome
09/13/98	W	29-6	H	Foxboro
11/30/97	W	20-17	H	Foxboro
09/07/97	W	31-6	A	RCA Dome
11/24/96	W	27-13	H	Foxboro
10/20/96	W	27-9	A	RCA Dome

*-Playoffs

PASSING PERFORMANCES

Tom Brady's very first NFL start was against the Colts on Sept. 30, 2001 at Foxboro Stadium. He finished 13-of-23 for 168 yards in a 44-13 Patriots win. Brady owns a 8-3 record in the regular season against Indianapolis and 2-1 record in the postseason. He has thrown three touchdowns against the Colts in six of those games. He is 5-2 in the regular-season in home games and 2-0 at home in the postseason.

Tom Brady vs. Indianapolis (8-3) (Regular Season)

Date	A	C	Yd	% TD	I	RT	W/L	Score
09/30/01	23	13	168	56.5	0	0	79.6	W 44-13
10/21/01	20	16	202	80.0	3	0	148.3	W 38-17
11/30/03	35	26	236	74.3	2	2	87.3	W 38-34
09/09/04	38	26	335	68.4	3	1	111.2	W 27-24
11/07/05	33	22	265	66.7	3	0	121.4	L 21-40
11/05/06	35	20	201	57.1	0	4	34.0	L 20-27
11/04/07	32	21	255	65.6	3	2	95.2	W 24-20
11/15/09	42	29	375	69.0	3	1	110.7	L 34-35
11/21/10	25	19	186	76.0	2	0	123.1	W 31-28
12/04/11	38	29	289	76.3	2	0	114.9	W 31-24
11/18/12	35	24	331	68.6	3	0	127.2	W 59-24
Totals	356	245	2843	68.8	24	10	103.5	8-3

Tom Brady vs. Indianapolis (2-1) (Postseason)

Date	A	C	Yd	% TD	I	Rating	W/L	Score
01/18/04	37	22	237	59.5	1	1	76.1	W 24-14
01/16/05	27	18	144	66.7	1	0	92.2	W 20-3
01/21/07	34	21	232	61.8	1	1	79.5	L 34-38
Totals	98	61	613	62.2	3	2	81.7	2-1

CONNECTIONS

New England Ties

- Colts Defensive Line Coach Gary Emanuel is a native of New London, Conn., and earned his bachelor's degree from Plymouth State in Plymouth, N.H.
- Colts Quarterbacks Coach Clyde Christensen spent two seasons as a position coach and offensive coordinator at Holy Cross in Worcester, Mass. from 1989-90.
- Colts Offensive Line Coach Joe Gilbert held assistant coaching positions at Northeastern University for three seasons (1991-93) and the University of Maine for six seasons (1994-99).
- Colts **QB Matt Hasselbeck** is a native of Norfolk, Mass. and attended Xaverian Brothers High School in Westwood, Mass. before playing football at Boston College from 1994-97.
- Colts **RB Donald Brown** and **CB Darius Butler** were both standouts on the University of Connecticut football team and were teammates for three seasons (2006-08).
- Colts **T Gosder Cherilus** and **T Anthony Castonzo** were both standout offensive linemen at Boston College. Cherilus played from 2004-07, while Castonzo joined Cherilus in 2007 and played until 2010.

Indianapolis Ties

- Patriots **DT Chris Jones** went to high school in Brownsburg, Ind., located less than 20 miles west of Lucas Oil Stadium in Indianapolis.

Former Patriots

- Colts **K Adam Vinatieri** spent nine seasons in New England from 1996-05 and helped lead the team to three Super Bowl Championships. Vinatieri connected on last-minute game-winning field goals in Super Bowl XXXVI vs. St. Louis and Super Bowl XXXVIII vs. Carolina.
- Colts **FS Sergio Brown** signed with the Patriots in 2010 and appeared in 26 games in two seasons from 2010-11.
- Colts **CB Darius Butler** was drafted by the Patriots in the second round of the 2009 NFL Draft and played for New England for two seasons from 2009-10.



PATRIOTS VS. COLTS

CONNECTIONS (continued)

Former Colts

- Patriots Head Coach Bill Belichick began his NFL coaching career with the Baltimore Colts as an assistant to Head Coach Ted Marchibroda in 1975.
- Patriots Assistant Head Coach/Offensive Line Dante Scarnecchia coached the Colts offensive line for two seasons (1989-90) before joining the Patriots in 1991.
- Patriots **WR Austin Collie** compiled 1,845 receiving yards and 16 touchdowns in four seasons with the Colts from 2009-12.

Former NFL Teammates

- Patriots **DE Rob Ninkovich** was teammates with Colts **C Samson Satele** for two seasons (2007-08) on the Miami Dolphins. Ninkovich was also teammates with Colts **OLB Erik Walden** during the 2008 season in Miami.
- Patriots **DT Isaac Sopoaga** and Colts **NT Aubrayo Franklin** were teammates for four seasons (2007-10) on the San Francisco 49ers.
- Sopoaga was also teammates with **DT Ricky Jean Francois** for four seasons (2009-12) and Colts **OLB Cam Johnson** for one season (2012) in San Francisco.
- Patriots **TE Michael Hoomanawanui** was teammates with Colts **CB Josh Gordy** during the 2011 season on the St. Louis Rams.
- Patriots **DE Andre Carter** and Colts **S LaRon Landry** were teammates for four seasons (2007-10) on the Washington Redskins.
- Carter was also teammates with **WR Darrius Heyward-Bey** on the Oakland Raiders during the 2012 season.
- Colts **S Corey Lynch** was teammates with Patriots **CB Aqib Talib** for three seasons (2009-11), **RB LeGarrette Blount** for two seasons (2010-11) and **DB Kyle Arrington** for one season (2009) on the Tampa Bay Buccaneers.
- Patriots **DT Sealver Siliga** and Colts **CB Cassius Vaughn** were teammates during the 2011 season on the Denver Broncos.
- Patriots **LB Chris White** was teammates with Colts **RB Tashard Choice** and **ILB Kelvin Sheppard** for two seasons (2011-12) on the Buffalo Bills.

Former College Teammates

- Patriots **LB Dont'a Hightower** was teammates with Colts **NT Josh Chapman** (2008-11) and Colts **RB Trent Richardson** (2009-11) at the University of Alabama and won two NCAA National Championships with both players in 2009 and 2011.
- Patriots **RB Stevan Ridley** was teammates with Colts **ILB Kelvin Sheppard** for three seasons (2008-11) and **DT Ricky Jean Francois** for one season (2008) at LSU.
- Patriots **LS Danny Aiken** and Colts **OLB Cam Johnson** were teammates for three seasons (2008-10) at the University of Virginia.
- Patriots **LB Brandon Spikes** and Colts **T Xavier Nixon** were teammates during the 2009 season at the University of Florida.
- Colts **G Hugh Thornton** was teammates with Patriots **DE Michael Buchanan** for four seasons (2009-12), **DB Tavon Wilson** for three seasons (2009-11), and **TE Michael Hoomanawanui** for one season (2009) at the University of Illinois.
- Patriots **RB Brandon Bolden** and Colts **CB Cassius Vaughn** were teammates for two seasons (2008-09) at the University of Mississippi.

WHAT TO LOOK FOR IN THE 2013 POSTSEASON

TEAM

- The New England Patriots have a chance to advance to their third straight AFC Championship game. They can become the first team to advance to at least three straight Championship games since Philadelphia went to four straight from 2001 through 2004. They can become the first AFC team to go three straight since Buffalo went to four straight AFC Championship Games from 1990-1993.

BILL BELICHICK

- Bill Belichick (18) needs one more postseason victory to tie Don Shula (19) for second place in postseason wins. Tom Landry (20) is in first place.

TOM BRADY

- Tom Brady (6) needs two more 300 yard games in the postseason to match the 8 by Peyton Manning for the all-time lead.
 - Brady (42) needs four more postseason touchdowns to move past Joe Montana (45) and Brett Favre (44) for the all-time lead.
 - Brady has the most postseason wins with (17) in NFL history and can add to his NFL record this postseason. He has one more win than Joe Montana (16), who is in second place.
 - Brady has the all-time record for most postseason yards in NFL history (5,949) and will be looking to add to that total this postseason. Brett Favre (5,855), Joe Montana (5,772) and Peyton Manning (5,679) are behind Brady.
 - Brady (533) can add to his NFL record of postseason completions.
- ### STEPHEN GOSTKOWSKI
- Stephen Gostkowski (18) needs two more postseason field goals to become just the 11th NFL player to reach 20 field goals in the postseason. He is currently tied for 11th in the NFL with his 18 postseason field goals.
 - Gostkowski is tied for 11th in NFL history with 90 postseason points and needs 10 points to become just the 7th NFL player with 100 postseason points.





2013 SEASON RANKINGS

TEAM OFFENSE

Total Net Yards	6,152	AFC in 2013	3 rd
Total Net Yards	6,152	Team History	5 th
Points Scored	444	NFL in 2013	3 rd
Points Scored	444	Team History	5 th
Points Allowed	338	AFC in 2013	5 th
Touchdowns Scored	47	AFC in 2013	4 th
Rushing Touchdowns	19	NFL in 2013	t-2 nd
Rushing Touchdowns	19	AFC in 2013	1 st
First Downs	378	NFL in 2013	2 nd
First Downs	378	Team History	4 th
Passing First Downs	225	NFL in 2013	5 th
Passing First Downs	225	Team History	4 th
Team Receptions	380	AFC in 2013	2 nd
Fewest Penalties	65	NFL in 2013	2 nd
Fewest Penalty Yards	625	NFL in 2013	3 rd
Fewest INTs Thrown	11	Team History	t-3 rd
Fewest INTs Thrown	11	AFC in 2013	t-4 th
Turnover Differential	+9	AFC in 2013	3 rd

TOM BRADY

Passing Yards	4,343	NFL in 2013	6 th
Passing Yards	4,343	Team History	6 th
Passing Yds/Game	271	AFC in 2013	3 rd
Passing Yds in a Game	432	AFC in 2013	2 nd
Passing Yds in a Game	432	Team History	3 rd
Longest Pass	81t	AFC in 2013	3 rd
Passing Attempts	628	AFC in 2013	2 nd
Passing Attempts	628	Team History	t-4 th
Passing First Downs	225	NFL in 2013	t-4 th
Completions	380	NFL in 2013	4 th
Completions	380	Team History	5 th

JULIAN EDELMAN

Receptions	105	NFL in 2013	5 th
Receptions	105	Team History	6 th
Receptions	105	AFC in 2013	3 rd
Receptions in a Game	13	Team History	t-3 rd
Receptions in a Game	13	NFL in 2013	t-4 th
Receiving Yards	1,056	AFC in 2013	10 th
Punt Return Yards	374	NFL in 2013	4 th
Punt Return Average	10.7	AFC in 2013	5 th
Punt Ret Avg (Career)	12.3	NFL History	1 st



STEVAN RIDLEY

Rushing Yards	773	AFC in 2013	10 th
Rushing Touchdowns	7	AFC in 2013	t-5 th
Rushing First Downs	36	AFC in 2013	9 th

LeGARRETTE BLOUNT

Average Yards/Rush	5.0	AFC in 2013	2 nd
Average Yards/Rush	5.0	NFL in 2013	6 th
First Down Percentage	22.9	AFC in 2013	6 th
10+ Yard Run Percentage	11.8	AFC in 2013	4 th
All-purpose yds in a game	334	Team History	1 st
All-purpose yds in a game	334	NFL in 2013	1 st
Rushing yds in a game	189	Team History	5 th
Rushing yds in a game	189	NFL in 2013	4 th
Rushing yds in a game	189	AFC in 2013	2 nd
Rushing Touchdowns	7	AFC in 2013	t-5 th

STEPHEN GOSTKOWSKI

Scoring	158	Team History	1 st
Scoring	158	NFL in 2013	1 st
Field Goals Made	38	Team History	1 st
Field Goals Made	38	NFL in 2013	t-1 st
Field Goals Attempted	41	Team History	t-1 st
Field Goals Attempted	41	NFL in 2013	1 st
Field Goal Percentage	92.7	NFL in 2013	t-3 rd
Field Goals 50+ yds	5	NFL in 2013	3 rd
Field Goals 40+ yds	11	NFL in 2013	4 th
Longest Field Goal	54	Team History	3 rd



CHANDLER JONES

Sacks	11.5	NFL in 2013	t-7 th
Sacks	11.5	AFC in 2013	t-3 rd
Sacks	11.5	Team History	t-4 th

CHRIS JONES

Sacks	6.0	AFC Rookies in 2013	1 st
Sacks	6.0	NFL Rookies in 2013	2 nd

LOGAN RYAN

Interceptions	5	Rookies in 2013	1 st
Interceptions	5	AFC in 2013	t-1 st
Interceptions	5	NFL in 2013	t-5 th



PATRIOTS IN THE PLAYOFFS

PATRIOTS IN THE PLAYOFFS

The Patriots have qualified for the playoffs 21 times in its 54-year history. Fifteen of those playoff berths have come in the 20 seasons since Robert Kraft purchased the team in 1994, a dramatic contrast to the six total playoff berths that the team earned in its first 34 years of existence. The Patriots have won 16 division crowns, including 11 in the last 13 seasons, and have qualified as a Wild Card team on four occasions (1976, 1985, 1994, and 1998). The Patriots also qualified for the playoffs in 1982 as part of a 16-team tournament following a players' strike.

PATRIOTS PLAYOFF SEASONS (21)

Year	How Qualified	Seed	Record	Result
2013	Division Champions	2	?	??????
2012	Division Champions	2	1-1	AFC Championship Game
2011	Division Champions	1	2-1	AFC Champions
2010	Division Champions	1	0-1	AFC Divisional Round
2009	Division Champions	3	0-1	Wild Card Round
2007	Division Champions	1	2-1	AFC Champions
2006	Division Champions	4	2-1	AFC Championship Game
2005	Division Champions	4	1-1	AFC Divisional
2004	Division Champions	2	3-0	SB Champions
2003	Division Champions	1	3-0	SB Champions
2001	Division Champions	2	3-0	SB Champions
1998	Wild Card	6	0-1	Wild Card Round
1997	Division Champions	3	1-1	AFC Divisional Round
1996	Division Champions	2	2-1	AFC Champions
1994	Wild Card	5	0-1	Wild Card Round
1986	Division Champions	3	0-1	AFC Divisional Round
1985	Wild Card	5	3-1	AFC Champions
1982*	16-Team Format	7	0-1	First Round
1978	Division Champions	2	0-1	AFC Divisional Round
1976	Wild Card	4	0-1	AFC Divisional Round
1963	Division Champions	--	1-1	AFL Championship Game

*-Strike Year 24-17 Record

PATRIOTS TIED FOR MOST PLAYOFF WINS IN A DECADE

The Patriots won 14 playoff games in the decade from 2000-09, tying the 1970s Pittsburgh Steelers and Dallas Cowboys for the most playoff victories by any NFL team in either the 1930s, 1940s, 1950s, 1960s, 1970s, 1980s, 1990s or 2000s

MOST PLAYOFF VICTORIES IN A DECADE

Team	Decade	Playoff Wins	Championships
New England	2000s	14	2001, 2003, 2004
Dallas	1970s	14	1971, 1977
Pittsburgh	1970s	14	1974, 1975, 1978, 1979
San Francisco	1980s	13	1981, 1984, 1988, 1989
Dallas	1990s	12	1992, 1993, 1995
Washington	1980s	11	1982, 1987
Buffalo	1990s	10	--
Pittsburgh	2000s	10	2005, 2008
Green Bay	1960s	9	1961, 1962, 1965, 1966, 1967
Green Bay	1990s	9	1996

PATRIOTS IN THE WILD CARD ROUND

PATRIOTS WILD CARD PLAYOFF RESULTS (4-4)

Date	Round	Opponent	W/L	Score
01/08/83	First Round*	at Miami	L	13-28
12/28/85	AFC Wild Card	at N.Y. Jets	W	26-14
01/01/95	AFC Wild Card	at Cleveland	L	13-20
12/28/97	AFC Wild Card	Miami	W	17-3
01/03/99	AFC Wild Card	at Jacksonville	L	10-25
01/07/06	AFC Wild Card	Jacksonville	W	28-3
01/07/07	AFC Wild Card	N.Y. Jets	W	37-16
01/10/10	AFC Wild Card	Baltimore	L	14-33

*16-Team Format

PATRIOTS IN THE DIVISIONAL ROUND AND CONFERENCE TITLE GAME

The Patriots have compiled a 10-6 all-time record in divisional playoff games, including 7-2 at home and 5-1 at Gillette Stadium. They are 7-2 in the conference title game, including a 4-1 record at home and a 3-1 mark at Gillette Stadium.

PATRIOTS DIVISIONAL PLAYOFF RESULTS (10-6)

Date	Round	Opponent	W/L	Score
01/13/13	AFC Divisional	Houston Texans	W	41-28
01/14/12	AFC Divisional	Denver Broncos	W	45-10
01/16/11	AFC Divisional	New York Jets	L	21-28
01/12/08	AFC Divisional	Jacksonville	W	31-20
01/14/07	AFC Divisional	at San Diego	W	24-21
01/14/06	AFC Divisional	at Denver	L	13-27
01/16/05	AFC Divisional	Indianapolis	W	20-3
01/10/04	AFC Divisional	Tennessee	W	17-14
01/19/02	AFC Divisional	Oakland	W	(ot)16-13
01/03/98	AFC Divisional	at Pittsburgh	L	6-7
01/05/97	AFC Divisional	Pittsburgh	W	28-3
01/04/87	AFC Divisional	at Denver	L	17-22
01/05/86	AFC Divisional	at LA Raiders	W	27-20
12/31/78	AFC Divisional	Houston	L	14-31
01/18/76	AFC Divisional	at Oakland	L	21-24
12/28/63	AFL Divisional	at Buffalo	W	26-8

PATRIOTS AFC CHAMPIONSHIP GAME RESULTS (7-2)

Date	Round	Opponent	W/L	Score
01/12/86	AFC Championship	at Miami	W	31-14
01/12/97	AFC Championship	Jacksonville	W	20-6
01/27/02	AFC Championship	at Pittsburgh	W	24-17
01/18/04	AFC Championship	Indianapolis	W	24-14
01/23/05	AFC Championship	at Pittsburgh	W	41-27
01/21/07	AFC Championship	at Indianapolis	L	34-38
01/20/08	AFC Championship	San Diego	W	21-12
01/22/12	AFC Championship	Baltimore	W	23-20
01/20/13	AFC Championship	Baltimore	L	13-28

PATRIOTS IN THE SUPER BOWL

PATRIOTS SUPER BOWL RESULTS (3-4)

Date	Super Bowl	Opponent	W/L	Score
01/26/86	Super Bowl XX	Chicago	L	10-46
01/26/96	Super Bowl XXXI	Green Bay	L	21-35
02/03/02	Super Bowl XXXVI	St. Louis	W	20-17
02/01/04	Super Bowl XXXVIII	Carolina	W	32-29
02/06/05	Super Bowl XXXIX	Philadelphia	W	24-21
02/03/08	Super Bowl XLII	N.Y. Giants	L	14-17
02/05/12	Super Bowl XLVI	N.Y. Giants	L	17-21

PATRIOTS AT HOME IN THE PLAYOFFS

The Patriots are 14-4 at home in the playoffs in their history. Seventeen of the franchise's 18 home playoff games have taken place since Robert Kraft purchased the team 19 years ago. After Kraft bought the team, the Patriots won 11 consecutive home playoff games before experiencing a home loss.

PATRIOTS AT HOME IN THE PLAYOFFS (14-4)

Date	Round	Opponent	W/L	Score
01/20/13	AFC Championship	Baltimore	L	13-28
01/13/13	AFC Divisional	Houston	W	41-28
01/22/12	AFC Championship	Baltimore	W	23-20
01/14/12	AFC Divisional	Denver	W	45-10
01/16/11	AFC Divisional	New York Jets	L	21-28
01/10/10	AFC Wild Card	Baltimore	L	14-33
01/20/08	AFC Championship	San Diego	W	21-12
01/12/08	AFC Divisional	Jacksonville	W	31-20
01/07/07	AFC Wild Card	New York Jets	W	37-16
01/07/06	AFC Wild Card	Jacksonville	W	28-3
01/16/05	AFC Divisional	Indianapolis	W	20-3
01/18/04	AFC Championship	Indianapolis	W	24-14
01/10/04	AFC Divisional	Tennessee	W	17-14
01/19/02	AFC Divisional	Oakland	W	16-13 OT
12/28/97	AFC Wild Card	Miami	W	17-3
01/12/97	AFC Championship	Jacksonville	W	20-6
01/05/97	AFC Divisional	Pittsburgh	W	28-3
12/31/78	AFC Divisional	Houston	L	14-31



PATRIOTS IN THE PLAYOFFS

PATRIOTS AT HOME IN THE PLAYOFFS (CONT.) NFL LONGEST CONSECUTIVE HOME PLAYOFF WINNING STREAKS

TEAM	WINS	SEASONS
Green Bay Packers.....	13	1939-2001
New England Patriots.....	11	1996-2008
Buffalo Bills	9	1988-1995
Washington Redskins.....	8	1942-1983

PATRIOTS HAVE THIRD-BEST POSTSEASON WINNING PERCENTAGE AT HOME

The Patriots have a 14-4 (.778) all time record in home playoff games. The Patriots' .778 winning percentage at home in the postseason ranks second among teams with at least 10 home playoff games.

HIGHEST POSTSEASON HOME WINNING PERCENTAGE (MIN. 10 GAMES)

Team	Record	Winning Percentage
Oakland	19-5	.792
New England	14-4	.778
Buffalo	10-3	.769
Denver	13-4	.765
Washington	13-4	.765
Green Bay	16-5	.762

TITLE TOWN

The Patriots have now won the AFC East for five straight seasons, matching the five straight the team won from 2003-07 for the longest streak in AFC East division history. The Patriots have won 11 of the last 13 division crowns. The Patriots have won 13 division titles in the 20 seasons since Robert Kraft bought the team in 1994.

MOST CONSECUTIVE AFC EAST TITLES

Team	Streak	Years
New England Patriots.....	5	2009-13
New England Patriots.....	5	2003-07
Buffalo Bills	4	1988-91
Miami Dolphins	4	1981, 1983-85*
Miami Dolphins	4	1971-74
Baltimore Colts	3	1975-77
Buffalo Bills	3	1964-66@

*-Due to 1982 strike, the NFL played just a 9-game season and the standings were not divided into divisions that season.

@AFL

MOST CONSECUTIVE DIVISION TITLES

Team	Division	Titles	Years
Los Angeles Rams	NFC West	7	1973-79
Pittsburgh Steelers	AFC Central	6	1974-79
Minnesota Vikings	NFC Central	6	1973-78
Dallas Cowboys	NFL Capitol/NFC East	6	1966-71
Cleveland Browns	American/Eastern Conf.	6	1950-55
New England Patriots	AFC East	5	2009-13
New England Patriots	AFC East	5	2003-07
Indianapolis Colts	AFC South	5	2003-07
Dallas Cowboys	NFC East	5	1992-96
San Francisco 49ers	NFC West	5	1986-90
Chicago Bears	NFC Central	5	1984-88
Oakland Raiders	AFC West	5	1972-76

PATRIOTS HAVE THE LONGEST CURRENT STREAK OF WINNING SEASONS

The Patriots extended their streak to 13 straight winning seasons (2001-2013) after finishing 12-4 in 2013. Green Bay has the second longest streak with five straight winning seasons (2009-2013).

LONGEST CURRENT NFL WINNING STREAK

Team	Consecutive Winning Seasons
New England	13 (2001-2013)
Green Bay	5 (2009-2013)
Cincinnati	3 (2011-2013)
San Francisco	3 (2011-2013)

WRAPPING IT UP

The Patriots clinched the division prior to their game at Baltimore on Dec. 22 when the Buffalo Bills defeated the Miami Dolphins. The Patriots then defeated Baltimore 41-7.

PATRIOTS DIVISION-CLINCHING GAMES

Year	Date Clinched	Division Title	Opp.	Final Score	Final Record	2nd Place
2013	12/15/13		at BAL	41-7	12-4	NYJ (8-8)
2012	12/02/12		at MIA	23-16	12-4	MIA (7-9)
2011	12/18/11		at DEN	41-23	13-3	NYJ (8-8)
2010	12/26/10		at BUF	34-3	14-2	NYJ (11-5)
2009	12/27/09		JAX	35-7	10-6	NYJ (9-7)
2007	11/25/07		PHI	31-28	16-0	BUF (7-9)
2006	12/24/06		at JAX	24-21	12-4	NYJ (10-6)
2005	12/17/05		TB	28-0	10-6	MIA (9-7)
2004	12/12/04		CIN	35-28	14-2	NYJ (10-6)
2003	12/07/03		MIA	12-0	14-2	MIA (10-6)
2001	01/06/02^		at CAR	38-6	11-5	MIA (11-5)
1997	12/22/97^		at MIA	14-12	10-6	MIA (9-7)
1996	12/15/96		at DAL	6-12	11-5	BUF (10-6)
1986	12/22/86^		at MIA	34-27	11-5	NYJ (10-6)
1978	12/10/78		BUF	26-24	11-5	MIA (11-5)
1963	12/28/63*		at BUF	26-8	7-6-1	BUF (7-6-1)

^-- Season Finale

*-- Division-deciding AFL playoff in Buffalo, N.Y.

SUSTAINED PLAYOFF SUCCESS

The Patriots won 11 playoff games from 2003-07, tying the NFL's highest playoff victory total over a five-season span. New England won three playoff games in 2003, three in 2004, one in 2005, two in 2006 and two in 2007.

MOST PLAYOFF VICTORIES IN A FIVE-YEAR SPAN

Team	5-Year Span	Playoff Wins	SB Wins
New England Patriots	2003-07	11	2
Dallas Cowboys	1991-95	11	3
Dallas Cowboys	1992-96	11	3
New England Patriots	2001-05	10	3
Pittsburgh Steelers	1974-78	10	3
Pittsburgh Steelers	1975-79	10	3
Buffalo Bills	1990-94	9	0
Green Bay Packers	1993-97	9	1

ALL-TIME PLAYOFF RESULTS

The Patriots have compiled a 24-17 record in their 41 playoff games and their .585 playoff winning percentage is the fifth best in NFL history among teams that have played at least 15 playoff games. New England has qualified for seven Super Bowls (XX, XXXI, XXXVI, XXXVIII, XXXIX, XLII and XLVI) and one AFL Championship Game in 1963.

PATRIOTS PLAYOFF RECORD BY ROUND

First Round*	0-1
Wild Card Round	4-3
Divisional Round	10-6
AFC Championship	7-2
AFL Championship	0-1
Super Bowl	3-4
Total	24-17

*-1982 Strike Season

ALL-TIME BEST NFL PLAYOFF RECORDS

(Minimum 15 Postseason Games)

TEAM	W	L	Pct.
Baltimore Ravens.....	14	7	.667
Green Bay Packers.....	30	19	.612
Pittsburgh Steelers.....	33	21	.611
San Francisco 49ers	29	19	.604
New England/Boston Patriots	24	17	.585
Oakland/L.A. Raiders.....	25	18	.581
Dallas Cowboys	33	25	.569

MOST POSTSEASON WINS ALL-TIME

TEAM	WINS
Dallas Cowboys	33
Pittsburgh Steelers.....	33
Green Bay Packers.....	30
San Francisco 49ers	29
Oakland Raiders	25
New England Patriots	24



PATRIOTS IN THE PLAYOFFS

PATRIOTS CLINCH PLAYOFF SPOT FOR 15TH TIME IN KRAFT'S 20 YEARS OF OWNERSHIP

New England has now qualified for the playoffs 21 times in its 54-year history. The Patriots have earned 15 of those playoff berths in the 20 seasons since Robert Kraft purchased the team in 1994. New England has won 13 AFC East crowns under Kraft's leadership. New England has won 16 division crowns overall (15 AFC East Crowns) and has qualified as a Wild Card team on four occasions (1998, 1994, 1985 and 1976). The Patriots also qualified for the playoffs in 1982 as part of a 16-team tournament following a players' strike.



PATRIOTS PLAYOFF TRENDS (since the 1970 merger)

Patriots Playoff Trends (Since NFL Merger in 1970)

All Time (23-16)

vs. AFC.....	20-12
vs. NFC	3-4
Home	14-4
Away	6-8
Leading at Halftime	18-4
Trailing at Halftime	3-10
Tied at Halftime	2-2
Leading After 3 Quarters	18-4
Tied After 3 Quarters	2-0
Trailing After 3 Quarters	3-12
Decided by 7 Points or Less	9-8
Decided By 3 Points or Less	7-3
When Scoring First.....	17-7
When Not Scoring First.....	6-9
Positive Turnover Ratio	16-1
Even Turnover Ratio	3-3
Negative Turnover Ratio	4-12
Winning or Even Penalty Ratio	18-1
Losing Penalty Ratio.....	5-15
With a 100-Yard Rusher	7-0
Without a 100-Yard Rusher.....	16-16
With a 100-Yard Receiver	10-5
Without a 100-Yard Receiver	13-11
When Allowing a 100-Yard Rusher	2-5
When Not Allowing a 100-Yard Rusher	21-11
When Allowing a 100-Yard Receiver	5-7
When Not Allowing a 100-Yard Receiver	18-9
With a 300-Yard Passer.....	4-2
Without a 300-Yard Passer.....	19-14
Allowing a 300-Yard (net) Passer	5-1
Not Allowing a 300-Yard (net) Passer.....	18-15

ANNUAL ACHIEVEMENTS

The Patriots won more than half of their games for the 13th straight year with a 12-4 record in 2013. They are the first team to win more than half of their games in 13 straight seasons since free agency began in 1993.

The Patriots are the third team to win more than half of their games in 13 straight seasons since the 1970 AFL-NFL merger, joining the 49ers (16 straight from 1983-1998) and the Cowboys (16 straight from 1970-85).

The Patriots have now won nine or more games in 17 of the 20 seasons Robert Kraft has owned the team.

MOST CONSECUTIVE WINNING SEASONS (since 1970 merger)

San Francisco (1983-98).....	16
Dallas (1970-85).....	16
New England (2001-13).....	13
Oakland (1970-80).....	11

PATRIOTS HAVE THE MOST 9+ WIN SEASONS SINCE 2001

The Patriots are the only team in the NFL to have recorded nine or more wins in each of the last 12 seasons.

MOST SEASONS OF 9+ WINS SINCE 2001

New England.....	13
Indianapolis.....	11
Baltimore.....	9
Green Bay	9
Pittsburgh.....	9
Philadelphia	9

PATRIOTS WIN 10+ FOR THE 11TH STRAIGHT YEAR

New England has reached at least 10 regular-season wins for the 11th consecutive season. San Francisco (16) is the only other team to accomplish the feat.

Team	Years	Consecutive Seasons with 10+ Wins
San Francisco	1983-1998	16
New England	2003-2013	11

PATRIOTS NEAR THE TOP WITH 28 WINNING SEASONS SINCE THE NFL MERGER

The Patriots have 28 winning seasons since the 1970 merger.

MOST WINNING SEASONS SINCE THE 1970 MERGER

1. Pittsburgh	31
2. Dallas	29
3. Miami	29
4. New England	28
4. Minnesota	27
5. Denver	26
San Francisco	26

PATRIOTS EARN NUMBER TWO SEED IN AFC PLAYOFF FIELD IN 2013

With the New England Patriots' 34-20 victory over Buffalo (12/29) in the season finale, the Patriots earned the number two seed in the AFC playoff field. The Patriots have advanced to the Super Bowl in three of the five seasons (1978, 1996, 2001, 2004 and 2011) that they have earned the two seed, winning in two (2001 and 2004) of those three appearances.

PATRIOTS SET NFL MARK FOR MOST FIRST ROUND BYES; BECOME FIRST AFC TEAM TO EARN FOUR STRAIGHT BYES

The Patriots earned a first-round bye in the 2013 NFL playoffs and lead the NFL with nine first-round byes since the current NFL playoff format was instituted in 1990. The Patriots have earned a first-round bye for the fourth consecutive season, becoming the third NFL team to record four straight byes and the first AFC team to do so, joining Dallas and San Francisco, who did so from 1992 through 1995.

MOST SEASONS EARNING A BYE SINCE 12-TEAM PLAYOFF FORMAT IN 1990

New England.....	9
Pittsburgh.....	8
San Francisco	8
Denver	6

PATRIOTS EARNED ANOTHER FIRST ROUND BYE

The Patriots secured a first round playoff bye for the eighth time since 2001—a quantity unmatched by any team in the NFL in the last 13 years. During that time, the Chicago Bears and Pittsburgh Steelers have locked up a bye four times and the Indianapolis Colts and Philadelphia Eagles have earned a first-round pass three times.

MOST SEASONS EARNING A BYE SINCE 2001

New England.....	8
Chicago.....	4
Pittsburgh.....	4
Atlanta	3
Indianapolis.....	3
Philadelphia	3



PATRIOTS IN THE PLAYOFFS

ALL-TIME POSTSEASON WINS BY OWNER

Robert Kraft has 20 career postseason wins, tied for the sixth-most in NFL history.

WINS OWNERSHIP

33	The Rooney Family, Pittsburgh (1933-present)
30	Green Bay Packers, Inc., Green Bay (1919-present)
24	The Mara Family, New York Giants (1925-present)
22	Eddie DeBartalo, Jr., San Francisco (1977-1999)
21	Al Davis, Oakland/Los Angeles (1972-2011)
20	Robert Kraft, New England (1994-present)
20	Clint Murchison, Jr., Dallas (1960-1984)

BRADY MOVES UP THE POSTSEASON LISTS

Tom Brady had 320 yards and a touchdown pass against the Ravens in the 2012 AFC Championship game, becoming the NFL's all-time leading playoff passer with 5,949 passing yards. Brady extended his playoff touchdown pass total to 42 touchdown passes and is one of three NFL quarterbacks with 40 or more touchdown passes in the postseason. Brady is third all-time on the postseason touchdown list, behind Joe Montana (45) and Brett Favre (44). Brady leads all quarterbacks with 553 postseason completions.

NFL ALL-TIME LEADERS/POSTSEASON TOUCHDOWN PASSES

Player	Team(s)	Touchdowns
1. Joe Montana	San Fran./Kansas City	45
2. Brett Favre	Green Bay/Minnesota	44
3. Tom Brady	New England	42
4. Peyton Manning	Indianapolis/Denver	32
Dan Marino	Miami	32
6. Kurt Warner	St. Louis/Arizona	31
7. Terry Bradshaw	Pittsburgh	30

NFL ALL-TIME LEADERS/POSTSEASON TOUCHDOWN PASSES, GAME

Player	Team	Game	TDs
1. Tom Brady	NE	AFC-D: NE vs. DEN '11	6
2. Daryle Lamonica	OAK	AFC-D: OAK vs. HOU '69	6
3. Steve Young	SF	SB: SF vs. SD '94	6

NFL ALL-TIME LEADERS/POSTSEASON TOUCHDOWN PASSES, CONSECUTIVE GAMES

Player	Team(s)	Games
1. Brett Favre	GB/MIN	20 (1995-2009)
2. Tom Brady	NE	18 (2001-2011)
3. Dan Marino	MIA	13 (1983-1995)

NFL ALL-TIME LEADERS/POSTSEASON PASSING YARDS

Player	Team(s)	Passing Yards
1. Tom Brady	New England	5,949
2. Brett Favre	Green Bay/Minnesota	5,855
3. Joe Montana	San Fran./Kansas City	5,772
4. Peyton Manning	Indianapolis/Denver	5,679
5. John Elway	Denver	4,964
6. Dan Marino	Miami	4,510

NFL ALL-TIME LEADERS/POSTSEASON COMPLETIONS

Player	Team(s)	Completions
1. Tom Brady	New England	553
2. Peyton Manning	Indianapolis/Denver	481
Brett Favre	Green Bay/Minnesota	481
4. Joe Montana	San Fran./Kansas City	460

NFL ALL-TIME LEADERS/POSTSEASON COMPLETION PERCENTAGE, GAME (15 COMPLETIONS)

Player	Team	Game	Comp. %
1. Tom Brady	NE	AFC-D: NE vs. JAX '07	92.9 (26-28)
2. Phil Simms	NYG	SB: NYG vs. DEN, '86	88.0 (22-25)
3. Kurt Warner	ARI	NFC-WC: ARI vs. GB '09	87.9 (29-33)

NFL ALL-TIME MOST PLAYOFF VICTORIES AS A STARTING QUARTERBACK

Player	Team(s)	Playoff Wins
Tom Brady	New England	17
Joe Montana	San Francisco/Kansas City	16
Terry Bradshaw	Pittsburgh	14
John Elway	Denver	14
Brett Favre	Green Bay/Minnesota	13
Troy Aikman	Dallas	11
Roger Staubach	Dallas	11

BRADY MOVES UP THE POSTSEASON LISTS (continued)

MOST 300 YARD GAMES IN POSTSEASON HISTORY

Player	Team(s)	300-Yard Games
Peyton Manning	Indianapolis/Denver	8
Tom Brady	New England	6
Joe Montana	SF/Kansas City	6
Kurt Warner	STL/Arizona	6
Drew Brees	San Diego/New Orleans	5
Dan Fouts	San Diego	5

BRADY EARNS HIS 11TH DIVISION CHAMPIONSHIP IN 2013

Tom Brady added to his NFL record with his 11th division championship in 2013. Peyton Manning has the second most with 10 division titles.

Starting Quarterbacks with the Most Division Titles in NFL History

Quarterback Career Division Titles

Tom Brady	11
Peyton Manning	10
Joe Montana	9
Brett Favre	8
Terry Bradshaw	7
John Elway	7

BRADY IN THE SUPER BOWL

BRADY IS THE ALL-TIME LEADING PASSER IN SUPER BOWL HISTORY

Tom Brady threw for 276 yards in Super Bowl XLVI to become the all-time leading passer in Super Bowl history with 1,277 yards.

NFL ALL-TIME LEADERS/SUPER BOWL PASSING YARDS

Player	Team(s)	Passing Yards
1. Tom Brady	New England	1,277
2. Kurt Warner	St. Louis/Arizona	1,156
3. Joe Montana	San Francisco	1,142
4. John Elway	Denver	1,128

BRADY IS TIED FOR SECOND WITH NINE SUPER BOWL TD PASSES

Brady threw two touchdown passes in Super Bowl XLVI to increase his Super Bowl total to nine. Brady is tied for second with Terry Bradshaw and behind Joe Montana's 11 Super Bowl touchdown passes.

NFL ALL-TIME LEADERS/SUPER BOWL TOUCHDOWN PASSES

Player	Team(s)	Touchdowns
1. Joe Montana	San Francisco	11
2. Tom Brady	New England	9
3. Terry Bradshaw	Pittsburgh	9
4. Roger Staubach	Dallas	8

BRADY SETS NFL RECORD FOR MOST CONSECUTIVE COMPLETIONS IN SUPER BOWL HISTORY

In Super Bowl XLVI, Brady completed a record 16 straight passes to set a new Super Bowl record. The previous record was held by Joe Montana, who had 13 straight completions in Super Bowl XXIV.

2013 AFC EAST CHAMPIONS

The Patriots claimed the AFC East Division title for the fifth consecutive season and for the 13th time under Robert Kraft.

DIVISION CHAMPIONSHIPS SINCE 1994

New England Patriots..... 13

Pittsburgh Steelers.....	10
Green Bay Packers.....	9
Indianapolis Colts.....	9





PATRIOTS IN THE PLAYOFFS

BELICHICK IN THE POSTSEASON

With the victory over Houston (01/13/13), Bill Belichick collected his 18th playoff win and broke a tie with Joe Gibbs for third-most among head coaches in NFL history. Belichick is behind only Tom Landry (20) and Don Shula (19) in career postseason wins.

MOST PLAYOFF WINS BY AN NFL HEAD COACH

Coach	Team(s)	Wins
Tom Landry	Dallas Cowboys	20
Don Shula	Baltimore Colts, Miami Dolphins	19
Bill Belichick	Cleveland Browns, New England Patriots	18
Joe Gibbs	Washington Redskins	17
Chuck Noll	Pittsburgh Steelers	16

BEST POSTSEASON RECORDS IN NFL HISTORY (Min. 10 games)

Head Coach	Team(s)	W	L	Pct.
Vince Lombardi	GB/WAS	9	1	.900
Tom Flores	Oakland	8	3	.727
Bill Walsh	San Francisco	10	4	.714
Joe Gibbs	WAS	17	7	.708
Bill Belichick	CLE/NE	18	8	.692
Jimmy Johnson	DAL/MIA	9	4	.692
John Harbaugh	Baltimore	9	4	.692

BELICHICK WINS 11TH DIVISION TITLE; TIED WITH DON SHULA FOR THE MOST BY A HEAD COACH SINCE THE NFL MERGER

Belichick guided the Patriots to the AFC East Title. It is the 11th division title of his career, tying him with Don Shula for the most division titles since the 1970 NFL merger.

ALL-TIME SUPER BOWL BERTHS

Super Bowls Team

8	Dallas
8	Pittsburgh
7	New England
6	San Francisco
6	Denver
5	GB, NYG, OAK, WAS, MIA

PATRIOTS PLAYOFF PARTICIPATION

Patriots who have played in the playoffs (32)

Player	Pos.	Exp.	GP/GS
Aiken, Danny	LS	3	5/0
Arrington, Kyle	CB	5	7/4
Bolden, Brandon	RB	2	2/0
Brady, Tom	QB	14	24/24
Cannon, Marcus	OL	3	5/0
Carter, Andre	DE	13	4/4
Collie, Austin	WR	5	2/1
Connolly, Dan	OL	8	7/6
Dennard, Alfonzo	CB	2	2/2
Ebner, Nate	DB	2	2/0
Edelman, Julian	WR	5	5/2
Fletcher, Dane	LB	4	4/0
Gostkowski, Stephen	K	8	12/0
Gregory, Steve	S	8	9/3
Hightower, Dont'a	LB	2	2/2
Hoomanawanui, Michael	TE	4	2/1
Jones, Chandler	DE	2	2/1
Mankins, Logan	G	9	15/15
McCourty, Devin	DB	4	6/6
Mulligan, Matthew	TE	5	4/0
Ninkovich, Rob	DL	8	7/6
Ridley, Stevan	RB	3	3/1
Slater, Matthew	WR	6	7/0
Solder, Nate	T	3	5/5
Sopoaga, Isaac	DT	10	5/3
Spikes, Brandon	LB	4	6/5
Svitek, Will	T	8	2/2
Talib, Aqib	CB	6	2/2

PATRIOTS PLAYOFF PARTICIPATION (CONT.)

Player	Pos.	Exp.	GP/GS
Vereen, Shane	RB	3	2/0
Wendell, Ryan	OL	5	7/2
Williams, D.J.	TE	3	1/0
Wilson, Tavon	DB	2	2/0

Patriots who have not played in the playoffs (21)

Player	Pos.	Exp.	GP/GS
Allen, Ryan	P	R	0/0
Amendola, Danny	WR	5	0/0
Barker, Chris	OL	R	0/0
Beauharnais, Steve	LB	R	0/0
Bequette, Jake	DE	2	0/0
Blount, LeGarrette	RB	4	0/0
Buchanan, Michael	DL	R	0/0
Collins, Jamie	LB	R	0/0
Davis, Kanorris	S	R	0/0
Develin, James	RB	1	0/0
Dobson, Aaron	WR	R	0/0
Green, Justin	DB	R	0/0
Harmon, Duron	DB	R	0/0
Jones, Chris	DT	R	0/0
Kline, Josh	OL	R	0/0
Mallett, Ryan	QB	3	0/0
Ryan, Logan	CB	R	0/0
Siliga, Sealver	DT	2	0/0
Thompkins, Kenbrell	WR	R	0/0
Vellano, Joe	DL	R	0/0
White, Chris	LB	3	0/0

Patriots on IR with playoff experience (5)

Player	Pos.	Exp.	GP/GS
Gronkowski, Rob	TE	4	5/5
Mayo, Jerod	LB	6	7/7
Vollmer, Sebastian	T	5	5/5
Wilfork, Vince	DL	10	18/16
Wilson, Adrian	S	13	6/6

Patriots with Super Bowl experience (15)

Player	Pos.	Exp.	GP/GS
Aiken, Danny	LS	3	1/0
Arrington, Kyle	CB	5	1/1
Brady, Tom	QB	14	5/5
Cannon, Marcus	OL	3	1/0
Connolly, Dan	OL	8	1/1
Collie, Austin@	WR	5	1/0
Gostkowski, Stephen	K	8	2/0
Mankins, Logan	G	9	2/2
McCourty, Devin	DB	4	1/1
Ninkovich, Rob	DL	8	1/1
Slater, Matthew	WR	6	1/0
Solder, Nate	T	3	1/1
Sopoaga, Isaac%	DT	10	1/1
Spikes, Brandon	LB	4	1/1
Wendell, Ryan	OL	5	1/0

With Indianapolis

%With San Francisco in 2012

Patriots on roster who did not appear in Super Bowl

Player	Pos.	Exp.	(3)
Mallett, Ryan	QB	3	0/0
Ridley, Stevan	RB	3	0/0
Vereen, Shane	RB	3	0/0



PATRIOTS IN THE PLAYOFFS

BRADY IN THE SUPER BOWL

BRADY IS THE ALL-TIME LEADING PASSER IN SUPER BOWL HISTORY

Tom Brady threw for 276 yards in Super Bowl XLVI to become the all-time leading passer in Super Bowl history with 1,277 yards.

NFL ALL-TIME LEADERS/SUPER BOWL PASSING YARDS

Player	Team(s)	Passing Yards
1. Tom Brady	New England	1,277
2. Kurt Warner	St. Louis/Arizona	1,156
3. Joe Montana	San Francisco	1,142
4. John Elway	Denver	1,128

BRADY IS TIED FOR SECOND WITH NINE SUPER BOWL TD PASSES

Brady threw two touchdown passes in Super Bowl XLVI to increase his Super Bowl total to nine. Brady is tied for second with Terry Bradshaw and behind Joe Montana's 11 Super Bowl touchdown passes.

NFL ALL-TIME LEADERS/SUPER BOWL TOUCHDOWN PASSES

Player	Team(s)	Touchdowns
1. Joe Montana	San Francisco	11
2. Tom Brady	New England	9
3. Terry Bradshaw	Pittsburgh	9
4. Roger Staubach	Dallas	8

BRADY IN THE SUPER BOWL

BRADY SETS NFL RECORD FOR MOST CONSECUTIVE COMPLETIONS IN SUPER BOWL HISTORY

In Super Bowl XLVI, Brady completed a record 16 straight passes to set a new Super Bowl record. The previous record was held by Joe Montana, who had 13 straight completions in Super Bowl XXIV.

BELICHICK IN THE POSTSEASON

With the victory over Houston (01/13/13), Bill Belichick collected his 18th playoff win and broke a tie with Joe Gibbs for third-most among head coaches in NFL history. Belichick is behind only Tom Landry (20) and Don Shula (19) in career postseason wins.

MOST PLAYOFF WINS BY AN NFL HEAD COACH

Coach	Team(s)	Wins
Tom Landry	Dallas Cowboys	20
Don Shula	Baltimore Colts, Miami Dolphins	19
Bill Belichick	Cleveland Browns, New England Patriots ...	18
Joe Gibbs	Washington Redskins	17
Chuck Noll	Pittsburgh Steelers	16

BEST POSTSEASON RECORDS IN NFL HISTORY

(Min. 10 games)

Head Coach	Team(s)	W	L	Pct.
Vince Lombardi	GB/WAS	9	1	.900
Tom Flores	Oakland	8	3	.727
Bill Walsh	San Francisco	10	4	.714
Joe Gibbs	WAS	17	7	.708
Bill Belichick	CLE/NE	18	8	.692
Jimmy Johnson	DAL/MIA	9	4	.692
John Harbaugh	Baltimore	9	4	.692

ALL-TIME SUPER BOWL BERTHS

Super Bowls Team

8	Dallas
8	Pittsburgh
7	New England
6	San Francisco
6	Denver
5	GB, NYG, OAK, WAS, MIA

2013 AFC EAST CHAMPIONS

The Patriots claimed the AFC East Division title for the fifth consecutive season and for the 13th time under Robert Kraft.

DIVISION CHAMPIONSHIPS SINCE 1994

New England Patriots	13
Pittsburgh Steelers	10
Green Bay Packers	10
Indianapolis Colts	9



PATRIOTS IN THE PLAYOFFS

KRAFT'S SIX CONFERENCE CHAMPIONSHIPS ARE THE MOST OF ANY NFL OWNER IN SUPER BOWL ERA

The 2011 AFC Championship was the sixth conference championship for Robert Kraft as Patriots owner. Kraft is the first NFL owner to bring his team to six Super Bowls and his six conference championships are the most of any NFL owner in the Super Bowl Era (since 1966). Seven NFL owners brought their teams to five Super Bowls, but Kraft is the first NFL owner to lead his team to six Super Bowl appearances.

MOST CONFERENCE CHAMPIONSHIPS BY AN OWNER IN SUPER BOWL ERA

Owner	Team(s)	#	Seasons	Super Bowl Appearances
Robert Kraft	New England	6	1996, 2001, 2003, 2004, 2007, 2011	XXXI, XXXVI, XXXVIII, XXXIX, XLII, XLVI
Pat Bowlen	Denver	5	1986, 1987, 1989, 1997, 1998	XXI, XXII, XXIV, XXXII, XXXIII
Jack Kent Cooke	Washington	5	1972, 1982, 1983, 1987, 1991	VII, XVII, XVIII, XXII, XXVI
Al Davis	Oakland/L.A. Raiders	5	1967, 1976, 1980, 1983, 2002	II, XI, XV, XVIII, XXXVII
Eddie DeBartolo	San Francisco	5	1981, 1984, 1988, 1989, 1994	XVI, XIX, XXIII, XXIV, XXIX
Clint Murchison	Dallas	5	1970, 1971, 1975, 1977, 1978	V, VI, X, XII, XIII
Packers Stockholders	Green Bay	5	1966, 1967, 1996, 1997, 2010	I, II, XXXI, XXXII, XLV
Joe Robbie	Miami	5	1971, 1972, 1973, 1982, 1984	VI, VII, VIII, XVII, XIX
Art Rooney	Pittsburgh	4	1974, 1975, 1978, 1979	IX, X, XII, XIV
Dan Rooney	Pittsburgh	4	1995, 2005, 2008, 2010	XXX, XL, XLIII, XLV
Ralph Wilson	Buffalo	4	1990, 1991, 1992, 1993	XXV, XXVI, XXVII, XXVIII
Max Winter	Minnesota	4	1969, 1973, 1974, 1976	IV, VII, IX, XI
Georgia Frontiere	L.A./St. Louis Rams	3	1979, 1999, 2001	XIV, XXXIV, XXXVI
Jerry Jones	Dallas	3	1992, 1993, 1995	XXXVII, XXXVIII, XXX
Wellington Mara	N.Y. Giants	3	1986, 1990, 2000	XXI, XXV, XXXV

SUPER COMBINATION

New England head coach Bill Belichick and quarterback Tom Brady won their fifth conference championship together in 2011, becoming the first head coach and quarterback tandem to win five conference titles in the Super Bowl Era (since 1966). Three other coach/quarterback duos have qualified for four Super Bowls – Dallas' Tom Landry and Roger Staubach; Buffalo's Marv Levy and Jim Kelly; and Pittsburgh's Chuck Noll and Terry Bradshaw.

MOST CONFERENCE CHAMPIONSHIPS BY A HEAD COACH-QUARTERBACK TANDEM

Quarterback	Head Coach	Team	Conf. Titles	Years
Tom Brady	Bill Belichick	Patriots	5	2001, 2003, 2004, 2007, 2011
Roger Staubach	Tom Landry	Dallas	4	1971, 1975, 1977, 1978
Jim Kelly	Marv Levy	Buffalo	4	1990, 1991, 1992, 1993
Terry Bradshaw	Chuck Noll	Pittsburgh	4	1974, 1975, 1978, 1979

BELICHICK'S FIVE CONFERENCE TITLES TIED FOR SECOND MOST OF ANY HEAD COACH IN SUPER BOWL ERA

The 2011 AFC Championship was Bill Belichick's fifth conference championship as a head coach. Belichick's five conference titles are tied with Tom Landry's total for the second most in NFL history during the Super Bowl Era (since 1966). The only head coach to bring his team to the Super Bowl more times than Belichick is Don Shula (6).

MOST CONFERENCE CHAMPIONSHIPS BY A HEAD COACH IN SUPER BOWL ERA

Head Coach	Team(s)	#	Seasons	Super Bowl Appearances
Don Shula	Balt. Colts/Miami	6	1968, 1971, 1972, 1973, 1982, 1984	III, VI, VII, VIII, XVII, XIX
Bill Belichick	New England	5	2001, 2003, 2004, 2007, 2011	XXXVI, XXXVIII, XXXIX, XLII, XLVI
Tom Landry	Dallas	5	1970, 1971, 1975, 1977, 1978	V, VI, X, XII, XIII
Joe Gibbs	Washington	4	1982, 1983, 1987, 1991	XVII, XVIII, XXII, XXVI
Bud Grant	Minnesota	4	1969, 1973, 1974, 1976	IV, VII, IX, XI
Marv Levy	Buffalo	4	1990, 1991, 1992, 1993	XXV, XXVI, XXVII, XXVIII
Chuck Noll	Pittsburgh	4	1974, 1975, 1978, 1979	IX, X, XIII, XIV
Dan Reeves	Denver/Atlanta	4	1986, 1987, 1989, 1998	XXI, XXII, XXIV, XXIII

BRADY'S FIVE CONFERENCE TITLES TIED FOR MOST OF ANY STARTING QUARTERBACK IN SUPER BOWL ERA

The 2011 AFC Championship was Tom Brady's fifth conference title as a starting quarterback, tying John Elway for the most conference titles in NFL history during the Super Bowl Era (since 1966). Brady has started 14 or more games in 11 different NFL seasons (2001-07, 09-12), and has helped to lead his team to AFC Championships in five of those 11 seasons.

MOST CONFERENCE CHAMPIONSHIPS AS A STARTING QUARTERBACK IN SUPER BOWL ERA

Starting QB	Team(s)	#	Seasons	Super Bowl Appearances
Tom Brady	New England	5	2001, 2003, 2004, 2007, 2011	XXXVI, XXXVIII, XXXIX, XLII, XLVI
John Elway	Denver	5	1986, 1987, 1989, 1997, 1998	XXI, XXII, XXIV, XXXII, XXXIII
Terry Bradshaw	Pittsburgh	4	1974, 1975, 1978, 1979	IX, X, XIII, XIV
Jim Kelly	Buffalo	4	1990, 1991, 1992, 1993	XXV, XXVI, XXVII, XXVIII
Joe Montana	San Francisco	4	1981, 1984, 1988, 1989	XVI, XIX, XXIII, XXIV
Roger Staubach	Dallas	4	1971, 1975, 1977, 1978	VI, X, XII, XIII
Troy Aikman	Dallas	3	1992, 1993, 1995	XXXVII, XXXVIII, XXX
Bob Griese	Miami	3	1971, 1972, 1973	VI, VII, VIII
Ben Roethlisberger	Pittsburgh	3	2005, 2008, 2010	XL, XLIII, XLV
Fran Tarkenton	Minnesota	3	1973, 1974, 1976	VII, IX, XI
Kurt Warner	St. Louis/Arizona	3	1999, 2001, 2008	XXXIV, XXXVI, XLIII



PATRIOTS TEAM NOTES

PATRIOTS NOTES OF INTEREST

BILL BELICHICK

- Bill Belichick (217) moved past Hall of Famer Chuck Noll (209) into fifth place all-time on the NFL wins list with the Patriots 30-27 win against New Orleans. Curly Lambeau is in fourth place with 229 career wins.
- Belichick (18) needs one more postseason victory to tie Don Shula (19) for second place in postseason wins. Tom Landry (20) is in first place.
- Belichick has five conference titles and needs one more to match Don Shula, who led his teams to six Super Bowls.
- Belichick has led the Patriots to 13 consecutive winning records (2001-13), third all-time behind 20 by Tom Landry (1966-85) followed by 14 by Curly Lambeau (1934-47).

LEGARRETTE BLOUNT

- LeGarrette Blount set a new Patriots single-game record vs. Buffalo on Dec. 29 with 334 all-purpose yards, gaining 189 yards from scrimmage and adding 145 return yards. Blount's performance topped the 51-year old team record set by Larry Garron on Nov. 3, 1962 when Garron had 272 all-purpose yards at Buffalo.

TOM BRADY

- Tom Brady has 59 career 300-yard games and ranks fifth all-time for most 300-yard games and third among active players.
- Brady (4,343) reached 4,000 passing yards in 2013 for the sixth time in his career. He joins Dan Marino (6), Brett Favre (6), Drew Brees (8) and Peyton Manning (13) as the only players to have at least five seasons with 4,000 passing yards.
- Brady is the only quarterback in NFL history to have thrown for at least one touchdown pass in each game for three consecutive seasons (2010-12).
- Brady led the Patriots to his 148th career regular season win to move into a tie with Hall of Famer John Elway for third on the all-time win list among starting quarterbacks.

JULIAN EDELMAN

- Julian Edelman finished with 105 receptions in 2013 to join Wes Welker (2007-09, 11-12) and Troy Brown (2001) as the only Patriots players to reach 100 receptions in a season. Edelman is averaging 6.4 receptions per game in 2013.

- Edelman finished with 1,056 receiving yards in 2013 to become the 10th Patriots player to register a 1,000-yard season.

ROB NINKOVICH

- Rob Ninkovich has 11 fumble recoveries over the last four seasons (2010-13), the most of any player in the NFL over that time. Vince Wilfork is second with seven.

STEPHEN GOSTKOWSKI

- Stephen Gostkowski set the franchise record for most points in a season with 158 total points.
- Gostkowski broke his own franchise record with 38 field goals in 2013. He originally set the record with 36 field goals in 2008.

PATRIOTS 2013 TEAM CAPTAINS

The Patriots team captains were elected by their teammates. Quarterback Tom Brady and G Logan Mankins are the offensive captains. Defensive lineman Vince Wilfork and LB Jerod Mayo are the defensive captains. Wide receiver Matthew Slater is the special teams captain. Brady has been chosen as a captain for the 12th straight season. Wilfork is a captain for the sixth straight season, while Mayo is in his fifth season serving as a captain. Mankins, and Slater are captains for a third time.

Following the season-ending injuries to Wilfork and Mayo, DB Devin McCourty and DL Rob Ninkovich were named defensive captains. McCourty previously served as a captain in 2011 and 2012. Ninkovich is a first-time captain.



PATRIOTS HAVE BEST NFL RECORD SINCE 2003

The Patriots record of 138-38 (.784) since 2003 is the best in the NFL. Over that period, only four NFL teams have posted a winning percentage of .600 or better.

Team	W	L	T	Pct.
New England	138	38	0	.784
Indianapolis	123	53	0	.699
Pittsburgh	111	65	0	.631
Green Bay	106	69	1	.605
Baltimore	105	71	0	.597

PATRIOTS 2014 OPPONENTS

The Patriots 2014 opponents have been determined. In addition to playing each of the other AFC East opponents twice, the Patriots will play one game against each of the AFC West and NFC North teams. As the first-place team in the AFC East, the Patriots will play the first-place team of the AFC North (Cincinnati) and AFC South (Indianapolis).

HOME	AWAY
Buffalo	Buffalo
Miami	Miami
NY Jets	NY Jets
Denver	San Diego
Chicago	Kansas City
Cincinnati	Indianapolis
Detroit	Green Bay
Oakland	Minnesota



PATRIOTS TEAM NOTES

2013 HONORS AND AWARDS

RB LeGarrette Blount

- AFC Offensive Player of the Week (Wk. 17 vs. Buffalo)

QB Tom Brady

- AFC Offensive Player of the Week (Wk. 12 vs. Denver)
- Pro Bowl

K Stephen Gostkowski

- AFC Special Teams Player of the Month (October)

DE Chandler Jones

- AFC Defensive Player of the Month (November)

G Logan Mankins

- Pro Bowl
- *Associated Press* All Pro: Second Team

S Devin McCourty

- *Associated Press* All Pro: Second Team

WR Matthew Slater

- Pro Bowl (special teams)
- *Pro Football Weekly* All-NFL Team

CB AQIB TALIB

- Pro Bowl
- *Associated Press* All Pro: Second Team

PATRIOTS EXTEND STREAK TO 15 STRAIGHT WINS OVER AFC EAST FOES AT HOME

The Patriots won their 15th straight game at home against AFC East opposition with the 34-20 win vs. Buffalo on Dec. 29, 2013. The last time the Patriots lost a home game against an AFC East opponent was on Nov. 13, 2008, when the New York Jets left Gillette Stadium with a 34-31 overtime win. The Patriots are now 31-5 against the AFC East at Gillette Stadium.

The most consecutive home wins against division opponents since 1970:

Team	Years	Streak
Green Bay	1994-98	18
Buffalo	1988-92	17
Dallas	1991-95	16
Miami	1971-75	16
Patriots	2009-present	15

PATRIOTS HAVE MOST REGULAR SEASON WINS AMONG ORIGINAL 8 AFL TEAMS

The Patriots have the most regular season wins among the original eight AFL teams.

OVERALL VICTORY TOTAL OF ORIGINAL AFL TEAMS (REGULAR SEASON)

Team	W	L	T
New England Patriots	438	372	9
Oakland Raiders	434	375	11
Denver Broncos	432	378	10
Kansas City Chiefs	415	393	12
San Diego Chargers	408	401	11
Tennessee Titans	399	415	6
Buffalo Bills	376	435	8
New York Jets	373	439	8

PATRIOTS HAVE MOST WINS OVERALL AMONG ORIGINAL 8 AFL TEAMS

The Patriots have the most wins overall among the original eight AFL teams.

OVERALL VICTORY TOTAL OF ORIGINAL AFL TEAMS (REGULAR AND POSTSEASON)

Team	W	L	T
New England Patriots	462	390	9
Oakland Raiders	459	393	11
Denver Broncos	450	395	10

PATRIOTS FINISH WITH THREE RECEIVERS OVER 100 YARDS FOR THE FIRST TIME IN TEAM HISTORY VS. PITTSBURGH

The Patriots had three players finish with 100 yards receiving in a single game for the first time in team history when Rob Gronkowski finished with 143 yards, Aaron Dobson with 130 yards and Danny Amendola with 122 yards vs. Pittsburgh on Nov. 3, 2013. It is the 18th time since the merger that a team has had three players finish with 100 yards receiving in the same game.

PATRIOTS ARE THIRD TEAM IN NFL HISTORY WITH THREE PLAYERS WITH 120-PLUS RECEIVING YARDS AND ONE OR MORE TOUCHDOWNS IN THE SAME GAME

The Patriots had three receivers with 120 or more receiving yards and a touchdown, as Rob Gronkowski (9-143-1), Aaron Dobson (5-130-2) and Danny Amendola (4-122-1) did so vs. Pittsburgh on Nov. 13, 2013. It is the third time in NFL history that a team has had three receivers top the 120 yard mark and score a touchdown in a game. The Dallas Cowboys achieved the feat earlier this season in their 51-48 loss to the Denver Broncos on Oct. 6, 2013. In that game, the Cowboys' Terrence Williams (4-151-1), Dez Bryant (6-141-2) and Jason Witten (7-121-1) all had 120 or more yards and a touchdown. The only other time in NFL history that a team had such an accomplishment was the Houston Oilers on Nov. 19, 1961 against the New York Titans. In that game, the Oilers' Bill Groman (5-152-3), Charley Hennigan (8-123-1) and Billy Cannon (7-122-3) had 120 or more yards to go along with a touchdown as the Oilers beat New York 49-13.

PATRIOTS 55 POINTS AND 610 TOTAL YARDS ARE THE MOST EVER AGAINST PITTSBURGH

The 55 points and the 610 total yards by the Patriots vs. Pittsburgh on Nov. 3, 2013 are the most ever against the Steelers in their 81-year history. Pittsburgh gave up 54 points in a 1985 loss at San Diego and 559 yards in 1988 at Cincinnati.

FIVE OF THE SEVEN MEMBER 2013 DRAFT CLASS STARTED AT LEAST ONE GAME

Third-round draft pick DB Duron Harmon started at safety in place of the injured Steve Gregory at Carolina on Nov. 18. He joins LB Jamie Collins (second round), WR Aaron Dobson (second round), CB Logan Ryan (third round) and WR Josh Boyce (fourth round) as the fifth member of the seven-man draft class to earn a starting assignment.

PATRIOTS DID NOT COMMIT A PENALTY AT CINCINNATI AND AT HOUSTON

The Patriots played a penalty free game against Cincinnati on Oct. 6 and at Houston on Dec. 1. It is the fourth and fifth time in team history that the team did not commit a penalty in a game and the first time that the Patriots have done so twice in the same season.

PATRIOTS COMPLETE BIGGEST COMEBACK IN TEAM HISTORY

The Patriots came back from a 24-point deficit to defeat the Broncos 34-31 in overtime in a Sunday Night Football matchup on Nov. 24, 2013, marking the largest comeback win in team history. The Patriots trailed the Broncos 24-0 at halftime. New England's previous best comeback win was from 23 points down on Sept. 16, 1984, when the Patriots came back from a 23-0 deficit to win 38-23 vs. Seattle on Sept. 16, 1984. The Patriots came from 22 points down to win at the New York Giants, 23-22, on Dec. 21, 1996. The Patriots have come from 21 points down to win four times, most recently on Jan. 1, 2012 against Buffalo.



PATRIOTS TEAM NOTES

TWO PLAYERS WITH 10 RECEPTIONS

Julian Edelman had 13 receptions and Danny Amendola had 10 receptions at Miami on Dec. 15, 2013. It is the fourth time in team history that the Patriots had a game with two players that reached 10 receptions.

Games with at least two players with 10 receptions

Dec. 15, 2013 at Miami

Julian Edelman (13) and Danny Amendola (10)

Dec. 16, 2012 vs. San Francisco

Brandon Lloyd (10) and Aaron Hernandez (10)

Sept. 14, 2009 vs. Buffalo

Randy Moss (12) and Wes Welker (12)

Nov. 14, 1994 vs. Minnesota

Ben Coates (10), Leroy Thompson (11) and Michael Thompson (10)

TOM BRADY IS HOT WHEN IT IS COLD

Tom Brady is now 26-5 as a starting QB when the game-time temperature is 32 degrees or lower, throwing 53 touchdowns and just 22 interceptions. The patriots had two games in 2013 with temperatures 30 degrees or colder. It was 22 degrees at kickoff in the win vs. Denver on Nov. 24 and 30 degrees in the win vs. Cleveland on Dec. 8.

COLDEST REGULAR SEASON HOME GAME IN GILLETTE STADIUM HISTORY

The temperature at kickoff was 22 degrees, making the Broncos game on Nov. 24, 2013 the coldest regular season home game in Gillette Stadium history. It is the coldest Patriots home game since Dec. 26, 1993 vs. Indianapolis at Foxboro Stadium when the temperature was 19 degrees. The Patriots won that game 38-0. The coldest game ever at Gillette Stadium was the 2003 AFC Divisional Playoff game vs. Tennessee, when the Patriots beat the Titans 17-14 in temperature of 4 degrees with a wind chill of -10.

COLDEST NOVEMBER GAME IN TEAM HISTORY

The game against Denver on Nov. 24, 2013 was the coldest November game in team history at 22 degrees. The previous coldest was Nov. 22, 1987 vs. Indianapolis in 26 degrees in Sullivan Stadium. The Patriots won that game, 24-0.

PATRIOTS HOLD BRONCOS PASS OFFENSE TO 132 YARDS

The Patriots held the Broncos' pass offense to 132 net yards, despite Denver coming into the game averaging an NFL-best 350.4 passing yards per game on Nov. 24, 2013. New England's passing attack totaled 324 net yards, ahead of its average of 237.1 net passing yards heading into the game.

TOP 10 OFFENSE IN 2013

The Patriots offense finished seventh in the NFL with 384.5 yards per game in 2013. The Patriots offense has finished in the top 10 for seven straight seasons. Since the 1970 merger, the Patriots offense has finished in the top 10 a total of 17 times, including eight times under Bill Belichick.

Year	Rank
2013	7 (384.5)
2012	1 (427.9)
2011	2 (428.0)
2010	8 (363.8)
2009	3 (397.3)
2008	5 (365.4)
2007	1 (411.3)

PATRIOTS NEAR THE TOP WITH 28 WINNING SEASONS SINCE THE NFL MERGER

The Patriots have 28 winning seasons since the 1970 merger.

MOST WINNING SEASONS SINCE THE 1970 MERGER

(Winning Seasons)

1. Pittsburgh	31
2. Dallas	29
3. Miami	29
4. New England	28
5. Minnesota	27
6. Denver	26
San Francisco	26

PATRIOTS REACH 6,000 TOTAL YARDS FOR FIFTH TIME IN TEAM HISTORY

The Patriots finished seventh in the NFL with 6,152 total yards in 2013. It is the fifth time in team history and third straight season that the Patriots reached 6,000 yards in a season.

MOST TOTAL NET YARDS/SEASON PATRIOTS

6,848 in 2011
6,846 in 2012
6,580 in 2007
6,357 in 2009
6,152 in 2013

CLOSING TIME – SCORING WAS GOOD IN THE FOURTH QUARTER IN 2013

The Patriots scored 178 fourth quarter points in 2013, the most in team history. The previous best was 161 fourth quarter points in 2012.

4th Quarter Points, Patriots History

Year	TOT Pts
2013	178
2012	161

PATRIOTS PERFECT AT HOME IN 2013

The Patriots finished with a perfect 8-0 regular-season record at Gillette Stadium for the sixth time in team history (2003, 2004, 2007, 2009, 2010 and 2013). Cincinnati and New Orleans were the only other teams in 2013 to finish undefeated at home.

PATRIOTS ROOKIES HAVE SEVEN INTERCEPTIONS THIS SEASON

Rookie DB Logan Ryan had two interceptions against the Ravens in Week 16 and led all NFL rookies with five interceptions on the season. Ryan and fellow rookie Rutgers grad DB Duron Harmon (2) have combined for seven interceptions on the year, giving the Patriots the most total interceptions by rookies in the NFL. The Patriots are one of two teams (Atlanta Falcons) to have two rookies with multiple interceptions.

PATRIOTS GAMES TOP LOCAL RATINGS IN 16 OF 17 NFL WEEKS

Patriots broadcasts finished as the most-watched event in the Boston market in all but one week during the regular season. The Week 9 contest against Pittsburgh finished second in that week's local ratings, trailing only Game 6 of the World Series.

REGULAR SEASON TV RATINGS, BOSTON MARKET

Week	Opponent	Result	HH Rating	Share
Week 1	at Buffalo	23-21 W	30.8	63
Week 2	N.Y. Jets	13-10 W	34.8	59
Week 3	Tampa Bay	23-3 W	30.3	59
Week 4	at Atlanta	30-23 W	34.5	56
Week 5	at Cincinnati	6-13 L	34.3	62
Week 6	New Orleans	30-27 W	35.1	62
Week 7	at N.Y. Jets	27-30 L (ot)	32.4	65
Week 8	Miami	27-17 W	31.4	63
Week 9	Pittsburgh	55-31 W	40.3	62
Week 10	BYE			
Week 11	at Carolina	20-24 L	36.4	56
Week 12	Denver	34-31 W (ot)	37.3	59
Week 13	at Houston	34-31 W	33.9	63
Week 14	Cleveland	27-26 W	34.1	62
Week 15	at Miami	20-24 L	34.7	59
Week 16	at Baltimore	41-7 W	35.9	60
Week 17	Buffalo	34-20 W	36.7	60



PATRIOTS SUSTAINING SUCCESS

PATRIOTS ARE MOST FREQUENT SUPER BOWL TEAM OVER LAST 30 YEARS

The Patriots have won seven conference championships since the 1985 season and have more conference titles than any other team over the last 30 years (since 1983). Additionally, the Patriots' six conference titles over the last 25 years are two more than the next closest team and New England's six conference championships in the last 20 years are also more than any other team. New England also has more conference titles over the last 15 years (5) and over the last 10 years (4) than any other team.

Most Conference Championships in Last 5 Years (2008-2012)

Pittsburgh.....	2
New England	1
N.Y. Giants	1
New Orleans.....	1
Indianapolis.....	1
Green Bay	1
Arizona.....	1
Baltimore.....	1
San Francisco	1

Most Conference Championships in Last 10 Years (2003-2012)

New England	4
Pittsburgh.....	3
Indianapolis.....	2
N.Y. Giants	2
9 Other Teams.....	1

Most Conference Championships in Last 15 Years (1998-2012)

New England	5
Pittsburgh.....	3
N.Y. Giants	3
Indianapolis.....	2
St. Louis Rams.....	2
Baltimore.....	2

Most Conference Championships in Last 20 Years (1993-2012)

New England	6
Pittsburgh.....	4
Green Bay	3
N.Y. Giants	3
6 Other Teams.....	2

Conference Championships in Last 25 Years (1988-2012)

New England	6
Buffalo	4
N.Y. Giants	4
Pittsburgh.....	4
San Francisco.....	4
Dallas.....	3
Denver	3
Green Bay	3

Most Conference Championships in Last 30 Years (1983-2012)

New England	7
Denver	5
N.Y. Giants	5
San Francisco.....	5
Buffalo	4
Pittsburgh.....	4
Dallas.....	3
Green Bay	3
Washington	3

WHAT HAVE YOU DONE FOR ME LATELY?

Since the 2010 season, the Patriots have maintained their spot atop the NFL in terms of regular season winning percentage and regular season points scored. Since the beginning of the 2010 season, the Patriots have the NFL's highest winning percentage and have scored the most points in the NFL. The Patriots also have the NFL's highest winning percentage since 2011 and have scored the most points since 2011.

HIGHEST WINNING PERCENTAGE SINCE 2010

Team	W	L	T	Pct.	PF	PA
New England Patriots	51	13	0	.797	2032	1324
Green Bay Packers	44	19	1	.695	1798	1363
San Francisco 49ers	42	21	1	.664	1488	1120
Baltimore Ravens	42	22	0	.656	1453	1232
New Orleans Saints	42	22	0	.656	1806	1404
Atlanta Falcons	40	24	0	.625	1588	1380
Pittsburgh Steelers	40	24	0	.625	1415	1143
Seattle Seahawks	38	26	0	.594	1460	1198
Denver Broncos	38	26	0	.594	1740	1549

HIGHEST WINNING PERCENTAGE SINCE 2011

Team	W	L	T	Pct.	PF	PA
New England Patriots	37	11	0	.771	1514	1011
San Francisco 49ers	36	11	1	.760	1183	774
Green Bay Packers	34	13	1	.719	1410	1123
Denver Broncos	34	14	0	.708	1396	1078
New Orleans Saints	31	17	0	.646	1422	1097
Seattle Seahawks	31	17	0	.646	1150	791
Baltimore Ravens	30	18	0	.625	1096	962
Cincinnati Bengals	30	18	0	.625	1165	948

HIGHEST WINNING PERCENTAGE SINCE 2012

Team	W	L	T	Pct.	PF	PA
Denver Broncos	26	6	0	.813	1087	688
New England Patriots	24	8	0	.750	1001	669
Seattle Seahawks	24	8	0	.750	829	476
San Francisco 49ers	23	8	1	.734	803	545
Indianapolis Colts	22	10	0	.688	748	723
Cincinnati Bengals	21	11	0	.656	821	625
Green Bay Packers	19	12	1	.609	850	764
Carolina Panthers	19	13	0	.594	723	604
New Orleans Saints	18	14	0	.563	875	758

MOST POINTS SCORED SINCE 2010

Team	Points
New England Patriots.....	2032
New Orleans Saints	1806
Green Bay Packers	1798
Denver Broncos.....	1740
Detroit Lions	1603
San Diego Chargers.....	1593
Atlanta Falcons	1588
Dallas Cowboys.....	1578

MOST POINTS SCORED SINCE 2011

Team	Points
New England Patriots.....	1514
New Orleans Saints	1422
Green Bay Packers	1410
Denver Broncos.....	1396
Detroit Lions	1241
Dallas Cowboys.....	1184
San Francisco 49ers	1183
Atlanta Falcons	1174
Chicago Bears.....	1173

MOST POINTS SCORED SINCE 2012

Team	Points
Denver Broncos.....	1087
New England Patriots.....	1001
New Orleans Saints	875
Green Bay Packers	850
Seattle Seahawks.....	829
Cincinnati Bengals	821
Chicago Bears.....	820
Dallas Cowboys.....	815
San Francisco 49ers	803



INSIDE THE NUMBERS

BY THE NUMBERS

.0096

The Patriots were losing 24-0 at halftime vs. Denver before rallying for a 34-31 overtime win. Teams are 6-617 in games trailing by at least 24 at halftime for a winning percentage of .0096.

0

The Patriots defense held Saints TE Jimmy Graham without a catch in Week 6. Graham entered the game averaging 118.6 yards per game.

1:56

Stephen Gostkowski now has two game-winning field goals in overtime (vs. Denver (11/14/13) and vs. Baltimore (10/17/10), with both coming with 1:56 remaining in overtime.

2

Rookie free agent WR Kenbrell Thompkins caught two touchdown passes vs. Tampa Bay (9/22/13) to become the first rookie free agent to catch two touchdown passes in a game since Blair White of Indianapolis in 2010.

2

Stephen Gostkowski kicked two 53-yard field goals in the win at Houston on Dec. 1. He is the only Patriots player to kick two 50-yard field goals in the same game. He also had two 50-yard field goals vs. Arizona on Sept. 16, 2012.

2

Stephen Gostkowski executed a successful onside kick in a victory vs. Cleveland (12/8/13) for only the second time in team history. The first came when Jim Lee Hunt recovered a Gino Cappelletti kick at the end of the first half in a 26-10 win vs. the NY Jets (9/27/64)

3

The Patriots own the top three totals in NFL history for most ball control plays from scrimmage with 1,199 in 1994, 1,191 in 2012 and 1,187 in 1995.

4

Julian Edelman (13) and Danny Amendola (10) each had 10 or more receptions at Miami on Dec. 15, 2013. It is the fourth time in team history that the Patriots had at least two players finish with at least 10 receptions in the same game.

11

Rookie Logan Ryan returned his first career interception 79 yards for a touchdown at the NY Jets (10/20) to become the 11th Patriots player to return his first career pick for a touchdown.

13

The Patriots have compiled a winning record in 13 consecutive seasons and are the third team in NFL history to have 13 straight winning seasons since the 1970 merger.

15

The number of consecutive home wins against AFC East opponents after the 34-20 win vs. Buffalo (12/29/13).

24

Stephen Gostkowski has kicked 24 straight fourth quarter field goals.

24

The Patriots came back from a 24-point deficit to defeat Denver 34-31 on Nov. 24, 2013, the largest comeback win in team history.

1,379

The number of total snaps by Ryan Wendell in 2012 (1,231 offense and 148 on special teams), to lead the NFL.

TOM BRADY BY THE NUMBERS

5

Brady is tied with John Elway as the only quarterback to lead his team to five conference titles. Brady needs to play in one more Super Bowl to match DL Mike Lodish for the most Super Bowls played. Lodish played in six (four with Buffalo and two with Denver).

TOM BRADY BY THE NUMBERS (continued)

11

The number of division championships by Tom Brady, the most division titles ever by a quarterback. Peyton Manning is second with 10.

14

The longest streak of consecutive pass completions by Brady in a regular season game (Dec. 27, 2009 vs. Jacksonville).

16

Brady set a Super Bowl record with 16 straight pass completions in super Bowl XLVI vs. the New York Giants.

41

The number of times Brady has led his team to victory following a fourth-quarter deficit or tie, including five times in 2013 when he led the team to a win at Buffalo, vs. New Orleans, vs. Denver, at Houston and vs. Cleveland.

86.5

Brady is 45-7 in his career in December and has the best win percentage in December for any quarterback since the merger in 1970.

94.7

The percent of quarterback keepers converted by Brady (90 of 95) for first downs (67-of-69 on third-and-2 or less and 23 of 26 on fourth-and-2 or less).

5,949

Tom Brady leads the NFL with 5,949 passing yards in the postseason.

THE KRAFT ERA

3

The number of Super Bowl championships the Patriots have won since Robert Kraft purchased the team in 1994. That mark is the highest total in the NFL over that span.

6

The number of conference championships the Patriots have won since Robert Kraft purchased the team in 1994. That mark is the highest total in the NFL over that span. Pittsburgh is second with four conference titles since 1994.

13

The number of division championships won by the Patriots since Kraft purchased the team in 1994.

15

The number of playoff seasons earned by the Patriots in the 20 seasons since Robert Kraft purchased the team.

31

The number of playoff games the Patriots have appeared in since 1994, the most in the NFL. Green Bay has the second most with 29.

215

The number of consecutive home games that have been sold out, including all playoff and preseason games dating back to the 1994 season opener.

237

The number of games the Patriots have won since Robert Kraft purchased the franchise in 1994. Prior to Kraft's ownership, the team had won 225 total games in its entire history from 1960-93.

THE BELICHICK ERA

4

Bill Belichick is the first coach to lead his team to four 500-point seasons (2007, 2010, 2011, 2012).

5

Bill Belichick is fifth all-time in wins with 217. Curly Lambeau is fourth with 229 career wins.

8

Belichick has been a part of eight Super Bowls overall, including five as a head coach and three as an assistant coach.

11

The number of 11-win seasons by Bill Belichick, second to Don Shula's 13.



POSTSEASON INSIDE THE NUMBERS

PATRIOTS IN THE PLAYOFFS BY THE NUMBERS

.778

The Patriots' home playoff winning percentage. New England has won 14 of 18 home playoff games and has the second best postseason winning percentage among teams with at least 10 home playoff games.

.585

The Patriots' postseason winning percentage. New England is 24-17 in the playoffs and has the sixth best postseason winning percentage in NFL history.

2

Since 2001, the Patriots are second in the NFL in postseason sacks per game among teams with at least 10 games played, averaging 2.54 takedowns per game. Only the Steelers have more, averaging 2.94 sacks per postseason game.

2

The Patriots are one of two teams to make the playoffs every season from 2009-2013, a streak of five consecutive seasons. The only other teams to accomplish is the Green Bay Packers.

7

The number of AFC Championship Game appearances for the Patriots since 2001, the most in the NFL since then.

7

The number of Super Bowl appearances for the Patriots, ranked third in NFL history behind the eight appearances by Dallas and Pittsburgh.

10

The number of divisional playoff appearances for the Patriots since 2000, including 2013. The most for any team in the NFL since that year.

10

The number of playoff appearances for the Patriots since 2001. Only the Indianapolis Colts (11) have more playoff appearances during that time.

14

The number of playoff games the Patriots won from 2000-2009, tied for the most by any team in any 10-year period in NFL history.

17

Seventeen members of the Patriots 53 man roster will reach the postseason for the first time in 2013. In addition to members of the rookie class, WR Danny Amendola, RB LeGarrette Blount and LB Chris White will experience postseason NFL football for the first time.

22

The Patriots have recorded a sack in 22 of 24 postseason games played since 2001. The only two games in which they did not record a sack were the 2009 Wild Card Game vs. Baltimore and the 2010 AFC Divisional game vs. the New York Jets.

28

The Patriots franchise has posted 28 winning seasons since the AFL/NFL merger in 1970. Only Pittsburgh (31), Dallas (29) and Miami (29) have more.

29

In 24 playoff games since 2000, the Patriots have forced 29 interceptions, the second most of any team in the postseason. The Baltimore Ravens are first with 40 postseason interceptions since 2000. New England's 29 postseason interceptions since 2000 have resulted in five touchdowns.

50

The longest field goal in the playoffs made by Stephen Gostkowski on Jan. 14, 2007 at San Diego, which ranks first in Patriots playoff history, surpassing Adam Vinatieri's 48-yard kicks in 2002 and 2005.

KRAFT ERA IN THE PLAYOFFS BY THE NUMBERS

15

The number of times the Patriots have earned playoff berths since Robert Kraft purchased the team in 1994. New England has qualified for the playoffs 20 times in its 52-year history. The Patriots have earned 15 playoff berths in the 20 seasons since Robert Kraft purchased the team in 1994, a dramatic contrast to the six total playoff berths the team earned in its first 34 years of existence.

17

There have been 17 home playoff games since Kraft bought the team in 1994. In the franchise's first 34 years, the Patriots hosted one playoff game, a 31-14 loss to Houston in 1978.

BILL BELICHICK IN THE PLAYOFFS BY THE NUMBERS

1

The number of Super Bowl victories Coach Belichick needs to tie Chuck Noll for the most Super Bowl wins by any head coach in NFL history. Belichick's three Super Bowl victories are tied with Joe Gibbs and Bill Walsh for second most in NFL history.

1

The number of Super Bowl appearances Belichick needs to tie Don Shula (6) for most Super Bowls by a head coach.

8

Belichick has been a part of eight Super Bowls as a head coach or assistant, more than any coach in the history of the NFL. Dan Reeves is second on the list with seven appearances.

18

The number of career playoff games Coach Belichick has won, a total that is the third-highest by a head coach in NFL history. Belichick needs two wins to tie Tom Landry (20) for the most wins in the playoffs in NFL history and one to tie Don Shula (19).

TOM BRADY IN THE PLAYOFFS BY THE NUMBERS

1

The number of Super Bowl victories QB Tom Brady needs to tie Joe Montana and Terry Bradshaw for the most Super Bowl wins by a starting quarterback in NFL history. Brady is tied for second with Troy Aikman with three Super Bowl wins.

1

The number of Super Bowl starts QB Tom Brady needs to pass John Elway for the most Super Bowl starts by a quarterback in NFL history. Brady is currently tied with Elway with five starts.

5

Tom Brady, Matt Light, Cornelius Bennett, John Elway and Charles Haley are only the five players in NFL history to start five Super Bowls.

6

Tom Brady tied an NFL single-game playoff record with six touchdown passes against Denver in 2011. Daryle Lamonica of Oakland in 1969 and Steve Young of San Francisco in the 1994 Super Bowl also had six touchdown passes.

10

Brady's 10 consecutive wins in the postseason from 2001-04 is the longest streak of any quarterback in NFL history. Bart Starr's streak of nine straight postseason wins is the second-longest.

10

Brady has won 10 of the 12 postseason games he has played in with a game-time temperature of 40 degrees or lower, the most of any quarterback in NFL history. Brett Favre is second with 8.

17

The number of playoff victories QB Tom Brady (17) has, breaking a tie with Joe Montana (16) for the most playoff wins by a starting quarterback in NFL history.



POSTSEASON INSIDE THE NUMBERS

TOM BRADY IN THE PLAYOFFS (continued)

18

Brady ended his streak of 18 consecutive postseason games with a touchdown pass vs. Baltimore in the 2011 AFC Championship game. His 18 consecutive games ranks second in NFL history to the 20 by Brett Favre.

24

The number of career playoff games Tom Brady has played in a New England uniform, the most in franchise history.

24

The number of postseason starts by Tom Brady, tied with Brett Favre for the most starts by a quarterback in NFL postseason play. Brady surpassed Joe Montana (23) with his start at home against Baltimore on Jan. 20, 2013.

42

The number of touchdowns Tom Brady has thrown in 24 career playoff games, third-most in NFL history. Joe Montana ranks first with 45 and Brett Favre ranks second with 44.

92.9

The completion percentage Tom Brady (26-for-28) recorded against the Jacksonville Jaguars in the AFC Divisional game in 2007, an NFL record for a single postseason game with a minimum of 15 completions.

127

The number of completions for Tom Brady in his Super Bowl career, a number that ranks first in NFL history. Joe Montana ranks second with 83 completions, while Jim Kelly ranks third with 81.

313

Tom Brady has thrown for 313 first downs in his postseason career, the most in NFL history. Peyton Manning is second all-time with 285 first downs, while Brett Favre is third with 276.

553

The number of postseason completions by Tom Brady, the most in NFL history. Brett Favre and Peyton Manning are second with 481 postseason pass completions.

5,949

The number of passing yards Tom Brady has amassed in 24 career playoff games, a number that ranks first in NFL history, ahead of Brett Favre (5,855), Joe Montana (5,772) and Peyton Manning (5,679).

STEPHEN GOSTKOWSKI IN THE PLAYOFFS

BY THE NUMBERS

0.900

Stephen Gostowski has connected on 18 of 20 postseason field goals in 12 games played in his career, good for a 90% conversion rate. There are only three kickers in NFL postseason history who have a higher success rate with at least 10 field goal attempts: Martin Gramatica (13-14, 92.9%), John Kasay (23-25, 92%) and Chuck Nelson (10-11, 90.9%). Gostkowski's 90% success rate is also the highest in Patriots Postseason history.

3

The number of field goals Gostowski has kicked through the uprights from 40 yards or further. He is three of four from 40-plus yards in the postseason.

9

Gostowski needs nine field goals to surpass Adam Vinatieri for the most postseason field goals in team history.

STEVAN RIDLEY IN THE PLAYOFFS

BY THE NUMBERS

4.68

The yards per carry average for Stevan Ridley on 37 postseason rushing attempts. It is the third highest yards per carry average in Patriots postseason history among running backs with at least 30 rushing attempts. He trails only Curtis Martin (5.45) and Kevin Faulk (4.83).

SHANE VEREEN IN THE PLAYOFFS

BY THE NUMBERS

2

Shane Vereen became one of only two Patriots players to have at least one rushing and receiving touchdown in a playoff game when he caught two touchdown passes and rushed for a third in the team's 41-28 win over Houston in the 2012 AFC Divisional Round. Deion Branch also accomplished the feat in a 41-27 win over Pittsburgh in the 2004 AFC Championship Game.

3

Vereen and Rob Gronkowski are two of three Patriots players to score three touchdowns in a playoff game. Gronkowski caught three touchdowns in a 46-10 win over Denver in the 2012 Divisional Round, while Curtis Martin rushed for three scores in a 28-3 win over Pittsburgh in the 1996 Divisional Round.

PATRIOT SUPER BOWL MVPs

BY THE NUMBERS

SUPER BOWL XXXIX - DEION BRANCH

Branch became the first wide receiver to win Super Bowl MVP honors since Jerry Rice (San Francisco) in 1989. Branch amassed 11 catches for 133 yards against Philadelphia and tied the Super Bowl receptions record held by Rice and former Cincinnati Bengals tight end Dan Ross.

SUPER BOWL XXXVIII - TOM BRADY

QB Tom Brady received his second Super Bowl MVP award after the Patriots beat the Carolina Panthers 32-29. Brady completed 32 passes, the record for most completions by a quarterback in the Super Bowl. Brady recorded 354 yards and three touchdowns as well.

SUPER BOWL XXXVI - TOM BRADY

QB Tom Brady led the Patriots to victory over the 14-point favorite St. Louis Rams by the score of 20-17 and received MVP honors after completing 16 of 27 passes for 145 yards and a touchdown.

PATRIOTS WITH SUPER BOWL EXPERIENCE

BY THE NUMBERS

1

The number of current Patriots players who have played in the last five Patriots Super Bowls (XXXVI, XXXVII, XXXIX, XLII and XLVI). Tom Brady has been with the organization for each of the five previous appearances and has started in each one.

4

The number of current Patriots players with multiple Super Bowl appearances. (Tom Brady- XXXVI, XXXVII, XXXIX, XLII, XLVI; Stephen Gostowski- XLII, XLVI; Logan Mankins XLII, XLVI; Vince Wilfork- XXXIX, XLII, XLVI).



BILL BELICHICK NEWS & NOTES

THE HEAD COACH

19th season as head coach • 39th NFL season

Overall Record: 217-113 (.658)

Regular Season: 199-105 (.655)

Postseason: 18-8 (.692)

With Patriots overall (2000-13): 180-68 (.726)

Super Bowl Titles: 5 (86, 90, 01, 03, 04)

Conf. Titles: 8 (86, 90, 96, 01, 03, 04, 07, 11)

Division Titles: 18 (75, 78, 86, 89, 90, 96, 98, 01, 03, 04, 05, 06, 07, 09, 10, 11, 12, 13)



Bill Belichick is the only head coach in NFL history to win three Super Bowl titles in a four-year span. He has won more regular season games (123) and more games overall (136) during a 10-year stretch (2002-2011) than any other coach in NFL History. In the 2007 season, Belichick led the Patriots to the fourth undefeated and untied regular season in NFL history and the first since the NFL established a 16-game schedule in 1978.

BELICHICK MOVES PAST HALL OF FAMER CHUCK NOLL IN WINS

Bill Belichick won his 210th career game to move past Hall of Famer Chuck Noll for fifth place on the NFL wins list with the Patriots 30-27 win vs. New Orleans (10/13).

MOST WINS NFL COACHES

Head Coach	Team(s)	Record
1. Don Shula	BAL, MIA	347-173-6
2. George Halas	Chicago	324-151-31
3. Tom Landry	Dallas	270-178-6
4. Curly Lambeau	GB, Cards, WAS	229-134-22
5. Bill Belichick	CLE, NE	217-113-0

BELICHICK EXTENDED STREAK TO 13TH STRAIGHT WINNING RECORD IN 2013

Bill Belichick has led the Patriots to a winning record for 13 consecutive seasons (2001-2013). The only other NFL coach to have at least 10 consecutive winning seasons with one team since the 1970 merger was Tom Landry, who led the Dallas Cowboys to 16 consecutive winning seasons (1970-1985).

BELICHICK'S 13TH STRAIGHT WINNING SEASONS ARE THIRD ALL-TIME

Bill Belichick has now led the Patriots to 13 straight winning seasons (2001-2013). Belichick's 13 straight winning seasons are third all-time, behind 20 by Landry (1966-85) and 14 by Curly Lambeau with Green Bay (1934-47).

MOST CONSECUTIVE SEASONS WITH A WINNING RECORD

Coach	Team	Years
Tom Landry	Dallas	20 – 1966-1985
Curly Lambeau	Green Bay	14 – 1934-1947
Bill Belichick	Patriots	13 – 2001-2013
Curly Lambeau	Green Bay	12 – 1921-1932
George Halas	Chicago	10 – 1933-1942
John Madden	Oakland	10 – 1969-1978

BELICHICK ADDED TO HIS RECORD WITH 11 STRAIGHT SEASONS OF 10 WINS

Bill Belichick has coached the Patriots to 11 straight seasons with 10 or more wins after reaching his 10th win of the 2013 season vs. Cleveland on Dec. 8, adding to his NFL record streak. In 2011, Belichick became the first coach in NFL history with nine straight seasons with at least 10 victories. George Seifert has the second most consecutive 10-win seasons with eight from 1989-1996 for San Francisco.

BELICHICK LEADS PATRIOTS TO 11 WINS IN 2013

The win over Baltimore on Dec. 22 was the 11th win of the season for the Patriots. Bill Belichick now has eleven 11-win seasons, including 10 with the Patriots. He moves out of a tie with Tom Landry for sole possession of second place, behind Don Shula, who had 13 11-win seasons.

NFL HEAD COACHES WITH THE MOST 11 WIN SEASONS

Don Shula	13
Bill Belichick	11
Tom Landry	10

BELICHICK FIRST IN NFL HISTORY WITH 13-PLUS WINS IN FIVE DIFFERENT SEASONS

Bill Belichick is the first head coach in NFL history with 13 or more wins in five different seasons.

2003	14-2
2004	14-2
2007	16-0
2010	14-2
2011	13-3

BELICHICK IS ONE OF THREE NFL COACHES WITH 100 MORE WINS THAN LOSSES

Bill Belichick has an overall record of 217-113. He joins Don Shula and George Halas as the only coaches with 100 more wins than losses.

MOST WINS NFL COACHES

Head Coach	Team(s)	Record
Don Shula	BAL, MIA	347-173-6
George Halas	Chicago	324-151-31
Bill Belichick	CLE, NE	217-113-0

ELITE COMPANY

Bill Belichick is one of nine NFL head coaches to win three or more championships since the league began postseason play in 1933, but the only one to win three in four years. Belichick joined an exclusive club in which each of the eight other members has been enshrined in the Pro Football Hall of Fame.

HEAD COACHES WITH THREE OR MORE NFL TITLES (Listed alphabetically)

Head Coach	Championship Team(s)
Bill Belichick	Patriots (SB XXXVI, XXXVII, XXXIX)
Paul Brown	Cleveland Browns (1950, 54, 55)
Weeb Ewbank	Baltimore Colts, New York Jets (1958, 59 SB III)
Joe Gibbs	Washington Redskins (SB XVII, XXII, XXVI)
George Halas	Chicago Bears (1921, 33, 40, 41, 46, 63)
Curly Lambeau	Green Bay Packers (1929, 30, 31, 36, 39, 44)
Vince Lombardi	Green Bay Packers (1961, 62, 65, SB I, II)
Chuck Noll	Pittsburgh Steelers (Super Bowl IX, X, XIII, XIV)
Bill Walsh	San Francisco 49ers (Super Bowl XVI, XIX, XXIII)

BELICHICK'S PATRIOTS RENAISSANCE

Once Head Coach Bill Belichick implemented his coaching design on the Patriots, his approach has given him the best record of any NFL head coach who has coached over 40 games since 2001 (including the postseason).

NFL COACHES' RECORDS SINCE 2001

Coach	Team	W	L	T	Pct.
Bill Belichick	NE	175	57	0	.754
Jim Harbaugh	SF	40	13	1	.750
Tony Dungy	TB/IND	101	41	0	.711
Bill Cowher	PIT	70	35	1	.665
Sean Payton	NO	79	42	0	.653
John Harbaugh	BAL	71	38	0	.651
Mike McCarthy	GB	88	50	1	.637
Mike Tomlin	PIT	76	44	0	.633



BILL BELICHICK NEWS & NOTES

AMONG THE GREATS

Bill Belichick has recorded 217 career wins, which is 5th all-time in NFL history. Belichick owns a career winning percentage of .658, which is third all-time, behind George Halas (.682) and Don Shula (.667).

TOP WINNING PERCENTAGE AMONG HEAD COACHES WITH AT LEAST 160 WINS (INCL. POSTSEASON)

Head Coach	Team(s)	Years	W	L	T	Pct.
George Halas	CHI	1920-29,33-41,46-55,58-67	324	151	31	.682
Don Shula	BAL/MIA	1963-95	347	173	6	.667
Bill Belichick	CLE/NE	1991-95,00-13	217	113	0	.658
Curly Lambeau	GB/CHI/WAS	1921-53	229	134	22	.630

NOTE: Winning percentage calculated using current NFL rules, counting a tie as a half-win, half-loss.

SUPER SUCCESS

Bill Belichick is one of just four head coaches to win three Super Bowl championships. Belichick is the only coach to win three Super Bowls in the post-1993 salary cap era.

MOST SUPER BOWL VICTORIES

Head Coach	Team	Titles	Seasons
Chuck Noll	PIT	4	1974, 1975, 1978, 1979
Bill Belichick	NE	3	2001, 2003, 2004
Joe Gibbs	WAS	3	1982, 1987, 1991
Bill Walsh	SF	3	1981, 1984, 1988

NOTE: Sorted by most recent championship. Super Bowls have determined NFL champion since 1966.

PLAYOFF SUCCESS

MOST PLAYOFF WINS BY AN NFL HEAD COACH

Coach	Team(s)	Wins
Tom Landry	Dallas Cowboys	20
Don Shula	Baltimore Colts, Miami Dolphins	19
Bill Belichick	Cleveland Browns, New England Patriots	18
Joe Gibbs	Washington Redskins	17
Chuck Noll	Pittsburgh Steelers	16

POSTSEASON PROWESS

BEST POSTSEASON RECORDS IN NFL HISTORY (minimum of 10 games)

Head Coach	Team(s)	W	L	Pct.
Vince Lombardi	GB/WAS	9	1	.900
Tom Flores	Oakland	8	3	.727
Bill Walsh	San Francisco	10	4	.714
Joe Gibbs	Washington	17	7	.708
Bill Belichick	CLE/NE	18	8	.692
John Harbaugh	Baltimore	9	4	.692
Jimmy Johnson	DAL/MIA	9	4	.692

MOST POSTSEASON GAMES AS A HEAD COACH

Head Coach	GAMES
Tom Landry (Dallas)	36
Don Shula (Baltimore/Miami)	36
Bill Belichick (Cleveland/New England)	26

BELICHICK IS GOOD IN DECEMBER

Bill Belichick is 51-9 (.850) in December with New England, the best record in December among head coaches with one team in NFL history (min. 25 games). George Seifert is second (27-6, .818).

BELICHICK NAMED COACH OF THE YEAR 3 TIMES

The Associated Press named Bill Belichick the NFL's Coach of the Year in 2010. It was the third time that Belichick earned the honor. He was also named Coach of the Year following the 2003 and 2007 seasons. Belichick joins Don Shula (4-time winner) and Chuck Knox as the only three-time winners.

BELICHICK FIRST WITH 14 WINS IN FOUR SEASONS

Bill Belichick guided the Patriots to an NFL-best 14-2 record in 2010. Belichick is the first head coach ever to win at least 14 regular-season games in four separate seasons. Only four other coaches — San Francisco's George Seifert (3), Washington's Joe Gibbs (2), Chicago's Mike Ditka (2) and Miami's Don Shula (2) — have more than one 14-win season.

BELICHICK FIRST HEAD COACH IN NFL HISTORY TO LEAD A TEAM TO THREE STRAIGHT 500-POINT SEASONS

Bill Belichick is the first head coach in NFL history to lead a team to three straight 500-point seasons (2010-2012). The Patriots are the first franchise in NFL history to score 500 or more points in four seasons (2007-589, 2010-518, 2011-513 and 2012-557). St. Louis is the only other team to have done it three times (1999-526, 2000-540, 2001-503).

BELICHICK HAS BEEN A PART OF EIGHT SUPER BOWLS DURING HIS CAREER

Belichick has been a part of eight Super Bowls during his coaching career, the most in NFL history.

Most Super Bowl Appearances as a head coach or assistant

Head Coach	Super Bowls
Bill Belichick	8 (five as a head coach)
Dan Reeves	7 (four as a head coach)
Don Shula	6 (six as a head coach)
Tom Landry	5 (five as a head coach)
Chuck Knoll	5 (four as a head coach)
Marv Levy	5 (four as a head coach)





TOM BRADY NEWS & NOTES



BRADY'S CAREER NOTES

RECORDING SUCCESS

Tom Brady has quarterbacked the Patriots to victories in 148 of his 191 career regular-season starts, compiling a .775 winning percentage and giving him the best record of any quarterback in the Super Bowl era (since 1966). Brady reached 125 career wins in the fewest starts among quarterbacks in NFL history.



TOP WINNING PERCENTAGES IN SUPER BOWL ERA

(Since 1966, Minimum 50 Starts, Regular Season Only)

Player	Team(s)	Years	W	L	T	Pct.
Tom Brady	NE	2000-13	148	43	0	.775
Roger Staubach	DAL	1969-79	85	29	0	.746
Joe Montana	SF/KC	1979-94	117	47	0	.713

ACTIVE QUARTERBACKS WINNING PERCENTAGE

Minimum 32 Starts (two full seasons), Regular Season Only

Quarterback	Team(s)	W	L	T	Pct.
Tom Brady	NE	148	43	0	.775
Peyton Manning	IND/DEN	167	73	0	.696
Ben Roethlisberger	PIT	95	47	0	.669
Aaron Rodgers	GB	58	29	0	.667
Joe Flacco	BAL	62	34	0	.646
Matt Ryan	ATL	60	34	0	.638
Philip Rivers	SD	79	49	0	.617

BRADY ONE OF FIVE WITH AT LEAST 140 WINS; TIED WITH JOHN ELWAY FOR THIRD WITH 148 WINS

Brady became just the fifth NFL quarterback to reach 140 wins after leading the Patriots to a 30-23 win at Atlanta on Sept. 29, 2013.

MOST CAREER WINS AS A STARTER

(Regular season only) Bold Indicates active players

Rk	Name	W	L	T	Pct.
1.	Brett Favre	186	112	0	.624
2.	Peyton Manning	167	73	0	.696
3.	Tom Brady	148	43	0	.775
3.	John Elway	148	82	1	.643
4.	Dan Marino	147	93	0	.613
6.	Fran Tarkenton	124	109	6	.531
7.	Johnny Unitas	119	64	4	.647
8.	Joe Montana	117	47	0	.713
9.	Drew Brees	110	75	0	.595
10.	Terry Bradshaw	107	51	0	.677
11.	Warren Moon	102	101	0	.510

BRADY IS ONE OF FIVE TO AVERAGE AT LEAST 250 YARDS PER GAME

Brady is one of five NFL quarterbacks to average 250 or more yards per game.

NFL RECORD FOR MOST PASSING YARDS PER GAME

Player	Team	Yards/Game
Drew Brees	SD/NO	274.6
Peyton Manning	IND/DEN	270.7
Kurt Warner	STL/ARI	260.8
Tom Brady	Patriots	254.7
Dan Marino	Miami	253.6

BRADY AND Brees ARE THE ONLY TWO QBs TO AVG. 300-YARDS PER GAME IN THREE SEASONS

Brady averaged 301.7 yards per game in 2012. Brady (300.4 in 2007 and 327.2 in 2011) joins Drew Brees as the first NFL players to average 300 yards per game in at least three seasons.

NFL RECORD FOR MOST SEASONS AVERAGING 300 OR MORE YARDS PER GAME

4 Drew Brees (2013, 2012, 2011, 2008)

3 Tom Brady (2012, 2011, 2007)

2 Dan Fouts (1982, 1981)

BRADY IS ONE OF THREE WITH 35 TDS IN THREE DIFFERENT SEASONS

Brady is one of four NFL players to have at least 35 touchdowns in three different seasons.

QBS WITH THE MOST 35+ PASSING TOUCHDOWNS IN NFL HISTORY

Player 35+ TD Pass Seasons

Tom Brady 3 (50 in 2007, 36 in 2010 and 39 in 2011)

Brett Favre 3 (38 in 1995, 39 in 1996 and 35 in 1997)

Peyton Manning 3 (49 in 2004, 37 in 2012 and 51 in 2013)

Drew Brees 3 (46 in 2011, 43 in 2012 and 35 in 2013)

BRADY REACHES 3,000 PASSING YARDS FOR 11TH TIME

Brady (4,343) reached 3,000 passing yards for the 11th time in his career in 2013 to become one of just six players with at least 11 3,000-yard seasons.

NFL RECORD FOR MOST 3,000-YARD SEASONS

- 18 Brett Favre
- 15 Peyton Manning
- 13 Dan Marino
- 12 John Elway
- 11 Tom Brady**
- 11 Drew Brees

BRADY HAS SIXTH 4,000-YARD SEASON

Brady finished the 2013 season with 4,343 passing yards, marking the sixth time in his career that he has reached 4,000 passing yards. He joined Dan Marino (6), Brett Favre (6), Drew Brees (8) and Peyton Manning (13) as the only players to have at least six seasons with 4,000 passing yards.

All-time 4,000-yard passing seasons

- 13 Peyton Manning
- 8 Drew Brees
- 6 Tom Brady**
- 6 Dan Marino
- 6 Brett Favre
- 5 Philip Rivers
- 4 Warren Moon
- 4 Tony Romo
- 4 Aaron Rodgers

BRADY HAS FOUR 30 TD SEASONS

Tom Brady finished with 34 passing touchdowns for his third straight 30-touchdown season in 2012. Brady has four 30-touchdown seasons overall after throwing for an NFL-leading 36 in 2010, 39 in 2011 and an NFL-record 50 in 2007. The only other Patriots quarterback to have a 30-touchdown season was Vito "Babe" Parilli in 1964 when he led the AFL with 31. Brady is the fourth quarterback in NFL history to have 30 or more touchdown passes in at least four seasons and the fifth quarterback in NFL history with three or more straight seasons with 30 or more touchdowns.

MOST SEASONS WITH 30-PLUS TOUCHDOWN PASSES

- Brett Favre 9
- Peyton Manning 8
- Drew Brees 6
- Tom Brady 4**
- Dan Marino 4
- Aaron Rodgers 3
- Kurt Warner 3
- Tony Romo 3
- Philip Rivers 3

THREE OR MORE STRAIGHT 30 TOUCHDOWN SEASONS

- Drew Brees 6 (2008-2013)
- Brett Favre 5 (1994-98)
- Peyton Manning 4 (2009-10, 12-13)
- Tom Brady 3 (2010-2012)**
- Dan Marino 3 (1984-86)



TOM BRADY NEWS & NOTES

BRADY BECOMES ONE OF FOUR WITH TWO OR MORE SEASONS OF 39-PLUS TDS

Brady finished the 2011 season with 39 touchdown passes, marking the second highest total of his career, trailing the 50 he had in 2007. Brady joins Peyton Manning, Dan Marino, Drew Brees and Aaron Rodgers as the only players in NFL history with at least two different seasons with 39 or more touchdown passes.

Players with the Most TD Passes in a single season in NFL history

Player	Team	Season	TDs
Peyton Manning	Denver	2013	55
Tom Brady	Patriots	2007	50
Peyton Manning	Indianapolis	2004	49
Dan Marino	Miami	1984	48
Drew Brees	New Orleans	2011	46
Aaron Rodgers	Green Bay	2011	45
Dan Marino	Miami	1986	44
Drew Brees	New Orleans	2012	43
Matthew Stafford	Detroit	2011	41
Kurt Warner	St. Louis	1999	41
Drew Brees	New Orleans	2013	39
Aaron Rodgers	Green Bay	2012	39
Tom Brady	Patriots	2011	39
Daunte Culpepper	Minnesota	2004	39
Brett Favre	Green Bay	1996	39

BRADY HAS 19 CAREER 4-TD GAMES

Brady has thrown four or more touchdowns in a game 19 times with 15 four-touchdown games, two five-touchdown games and two six-touchdown games.

Most Games with 4+ Touchdown Passes

PLAYER 4+ TD Games

1. Peyton Manning	31
2. Drew Brees	25
3. Brett Favre	23
4. Dan Marino	21
5. Tom Brady	19
6. Johnny Unitas	17

Most Games with 4 TDs and No Interceptions

PLAYER Games

1. Drew Brees	17
2. Peyton Manning	16
3. Tom Brady	15
4. Brett Favre	12

BRADY IS ONE OF FIVE NFL PLAYERS WITH AT LEAST TWO GAMES WITH 6 TDS OR MORE

Brady has thrown six touchdowns in a game two times and is one of five NFL players to have thrown at least six touchdowns in a game two times. Brady threw six touchdowns at Miami (10/21/07) and vs. Tennessee (10/18/09).

NFL Players with at least two 6+ TD Games

PLAYER 6+ TD Games

Peyton Manning	3 (2 6 TD games and 1 7 TD game)
George Blanda	2 games with 7 touchdowns
Y.A. Tittle	2 (1 game with 7 and 1 with 6 TDs)
Tom Brady	2 6 TD games
Charley Johnson	2 6 TD games

BRADY OWNS SECOND LONGEST TOUCHDOWN STREAK IN NFL HISTORY

Brady's streak of 52 straight games with at least one touchdown was snapped at Cincinnati on Oct. 6, 2013. Brady is the second NFL player to have a streak of at least 50 straight games with a touchdown. Drew Brees owns the record with 54 straight games with a touchdown.

MOST CONSECUTIVE GAMES, TOUCHDOWN PASSES

Player	Games
Drew Brees (2009-2012)	54
Tom Brady (2010-2013)	52
Johnny Unitas (1956-60)	47
Brett Favre (2002-04)	36
Dan Marino (1985-87)	30

BRADY TIED NFL MARK WITH 13 STRAIGHT GAMES WITH TWO OR MORE TOUCHDOWNS

Brady threw for one touchdown against the Jets (10/9/11), snapping his streak of 13 straight games with two or more touchdown passes. Brady's streak of 13 straight games with two or more touchdowns is tied with Peyton Manning's 2004 total and Aaron Rodgers' 2011 total for the longest such streak in NFL history.

BRADY IS PATRIOTS ALL-TIME LEADING PASSER

PATRIOTS ALL-TIME LEADING PASSERS

Player	YEARS	ATT	COMP	YARDS
Tom Brady	2000-13	6,586	4,178	49,149
Drew Bledsoe	1993-01	4,518	2,544	29,657
Steve Grogan	1975-90	3,593	1,879	26,886

MOST CAREER TOUCHDOWN PASSES

Brady is one of five NFL players with at least 350 career touchdowns.

MOST TOUCHDOWNS CAREER

(regular season only) Bold indicates active players

Rank	Name	Touchdowns
1.	Brett Favre	508
2.	Peyton Manning	491
3.	Dan Marino	420
4.	Drew Brees	363
5.	Tom Brady	359
6.	Fran Tarkenton	342
7.	John Elway	300
8.	Warren Moon	291
9.	Johnny Unitas	290
10.	Vinny Testaverde	275

BRADY GOES OVER 300 YARDS FOR THE 59TH TIME IN HIS CAREER

Brady had his 59th NFL game with 300 or more yards passing at Miami on Dec. 15, 2013 and ranks third among active NFL quarterbacks, behind NFL-leader Peyton Manning (84) and Drew Brees (78). The Patriots are 48-11 when Brady throws for 300 or more yards.

NFL QUARTERBACK 300-YARD GAMES (*ACTIVE)

Player	300-Yard Games
Peyton Manning*	84
Drew Brees*	78
Dan Marino	63
Brett Favre	62
Tom Brady*	59
Kurt Warner	52
Dan Fouts	51
Warren Moon	49
Tony Romo*	44

Brady had a career-best 11 300-yard games in the 2011 season, which is tied for third in NFL history. The NFL record for most 300-yard games in a season was set by Drew Brees in 2011 with 13. Peyton Manning is second with 12 in 2013.

TOM BRADY'S RECORD AS A STARTER

	Reg. Season	Playoffs	Total
Overall:	148-43	17-7	165-50
Home:.....	83-13	11-3	94-16
Road:.....	65-30	6-4*	71-34*
By Yardage Total			
Less than 200:.....	33-14	3-1	36-15
200-299:.....	67-18	10-4	77-22
300 or more:.....	48-11	4-2	52-13
Other Records			
On Artificial Turf:.....	85-13	7-5	92-18
Temp. Below 40:.....	32-4	10-2	42-6
Thanksgiving or later:.....	58-11	17-7	75-18
Leading at Halftime:.....	112-13	12-4	124-17
Leading after 3 Qtrs:.....	121-8	11-3	132-11
Overtime:.....	9-2	1-0	10-2
Passer rating >100.0:.....	83-5	8-0	91-5

*-Includes five Super Bowls at neutral sites



TOM BRADY NEWS & NOTES

BRADY SET NFL RECORD FOR LONGEST HOME WINNING STREAK

Tom Brady set an NFL record for most consecutive home wins as a starting quarterback with his 26th straight win in a regular-season home start following the 45-3 win against the Jets (12/06/10) and extended his streak to 31 before it ended with a 24-20 loss against the New York Giants (11/6/11).

MOST CONSECUTIVE REGULAR-SEASON HOME GAMES WON AS A STARTING QUARTERBACK:

Player	Team	Years	Streak
Tom Brady	NE	2006-11	31
Brett Favre	GB	1995-98	25
John Elway	DEN	1996-98	22
Bob Griese	MIA	1971-74	20
Randall Cunningham	PHI	1990-94	20

TOP QB HOME STARTING RECORDS (MIN. 50 STARTS) SINCE 1970 MERGER (includes postseason)

Player	Team(s)	W	L	T	Pct.
Tom Brady	NE	94	16	0	.855
Terry Bradshaw	PIT	75	14	0	.843
John Elway	DEN	104	25	0	.806

BRADY'S COMEBACKS

Brady has engineered 41 career game-winning performances to lead his team to a victory from a fourth-quarter deficit or tie, including five times in 2013.

Time Remaining Passing Statistics^										
Date	Opp.	Score	in Reg.	Att	Cmp	Yds	TD	Int	Final	
12/08/13	CLE	3-19	15:00	20	16	142	2	0	27-26	
12/01/13	at HOU	21-24	15:00	12	8	87	0	0	34-31	
11/24/13	DEN	21-24	15:00	19	12	100	1	0	(ot) 34-31	
10/13/13	NO	23-27	1:13	5	7	70	1	0	30-27	
09/08/13	at BUF	20-21	4:31	7	7	36	0	0	23-21	
10/21/12	NYJ	23-26	1:37	9	13	95	0	0	(ot) 29-26	
09/30/12	at BUF	21-21	15:00	7	4	78	2	0	52-28	
01/22/12	BAL*	16-20	15:00	6	3	20	0	1	23-20	
12/24/11	MIA	17-17	15:00	11	8	120	0	0	27-24	
10/16/11	DAL	13-16	5:13	9	11	87	1	0	20-16	
12/19/10	GB	21-27	13:49	6	5	82	1	0	31-27	
10/17/10	BAL	10-20	14:53	24	16	156	1	1	(ot) 23-20	
09/14/09	BUF	13-24	5:32	13	11	112	2	0	25-24	
12/29/07	at NYG	23-28	15:00	12	8	130	1	0	38-35	
12/03/07	at BAL	17-24	14:25	17	7	113	1	0	27-24	
11/25/07	PHI	24-28	15:00	16	11	109	0	0	31-28	
11/04/07	at IND	10-20	9:42	10	8	144	2	0	24-20	
01/14/07	at SD*	13-21	8:35	14	9	122	1	1	24-21	
12/03/06	DET	13-21	13:07	15	14	101	0	0	28-21	
11/26/06	CHI	10-10	14:46	7	6	98	1	0	17-13	
11/13/05	at MIA	15-16	2:53	2	2	76	1	0	23-16	
10/30/05	BUF	7-16	10:07	4	4	69	0	0	21-16	
10/09/05	at ATL	28-28	3:52	2	2	17	0	0	31-28	
09/25/05	at PIT	10-13	14:19	12	12	167	0	0	23-20	
02/06/05	PHI**	14-14	15:00	4	2	33	0	0	24-21	
10/03/04	at BUF	17-17	15:00	4	2	8	1	0	31-17	
02/01/04	CAR**	29-29	1:08	5	4	47	0	0	32-29	
01/10/04	TEN*	14-14	15:00	11	6	27	0	0	17-14	
11/30/03	at IND	31-31	10:21	6	3	31	1	0	38-34	
11/23/03	at HST	13-20	3:11	14	10	133	1	0	(ot) 23-20	
11/03/03	at DEN	23-26	2:51	4	5	58	1	0	30-26	
10/19/03	at MIA	13-13	15:00	10	7	147	1	0	(ot) 19-13	
10/05/03	TEN	24-27	4:40	1	1	15	0	0	38-30	
12/29/02	MIA	13-24	4:59	13	8	69	1	0	(ot) 27-24	
11/10/02	at CHI	19-30	5:16	14	9	116	2	0	33-30	
09/22/02	KC	38-38	0:00	5	4	46	0	0	(ot) 41-38	
02/03/02	STL**	17-17	1:21	8	5	53	0	0	20-17	
01/19/02	OAK*	3-13	15:00	27	20	138	0	0	(ot) 16-13	
12/16/01	at BUF	6-9	5:57	13	9	116	0	0	(ot) 12-9	
12/02/01	at NYJ	14-16	15:00	7	6	56	0	0	17-16	
10/14/01	SD	16-26	8:48	18	13	130	1	0	(ot) 29-26	

^Statistics are from the time noted until the end of the game * Divisional Playoffs ** Super Bowl

BRADY HAS 30 COMEBACK DRIVES WHEN TRAILING IN THE FOURTH QUARTER

Brady has 30 comeback drives when trailing in the fourth quarter. His 30 comeback drives are the fifth-most in NFL history.

Player	Teams	Fourth Quarter Comeback Drives
1. John Elway	Denver	43
2. Peyton Manning	Indy/Denver	40
3. Dan Marino	Miami	37
4. Joe Montana	SF/KC	31
5. Tom Brady	Patriots	30
6. Brett Favre	GB/NYJ/MIN	28

BRADY'S FINAL MINUTE, GAME-WINNING TOUCHDOWN PASSES WITH THE PATRIOTS TRAILING IN THE GAME

The game against the Browns on Dec. 8, 2013 was the sixth game in Tom Brady's career in which he threw a game-winning touchdown pass in the final minute of the game to turn a Patriots deficit into a Patriots win. Brady's six last-minute, game-winning touchdown passes are listed below.

11/10/02 at Chicago* W 33-30

The Patriots trailed 30-25 when Brady threw a 20-yard touchdown to David Patten with 21 seconds left to give the Patriots a 33-30 win.

*-Champaign, Ill.

11/3/03 at Denver W 30-26

The Patriots trailed 26-23 when Brady threw an 18-yard touchdown to David Givens with 30 seconds left to give the Patriots a 30-26 win.

12/3/07 at Baltimore W 27-24

The Patriots trailed 24-20 when Brady threw an 8-yard touchdown to Jabar Gaffney with 44 seconds left to give the Patriots a 27-24 win.

10/16/11 vs. Dallas W 20-16

The Patriots trailed 16-13 when Brady threw an 8-yard touchdown pass to Aaron Hernandez with 22 seconds left to give the Patriots a 20-16 win.

10/13/13 vs. New Orleans W 30-27

The Patriots trailed 27-23 when Brady threw a 17-yard touchdown pass to Kenbrell Thompkins with 5 seconds left to give the Patriots a 30-27 win.

12/08/13 vs. Cleveland W 27-26

The Patriots trailed 26-21 when Brady threw a 1-yard touchdown pass to Danny Amendola with 31 seconds left to give the Patriots a 27-26 win.

BRADY IN THE POSTSEASON

NFL ALL-TIME LEADERS / PLAYOFF VICTORIES AS STARTING QUARTERBACK

Player	Team(s)	Playoff Wins
Tom Brady	New England	17
Joe Montana	S.F./K.C.	16
Terry Bradshaw	Pittsburgh	14
John Elway	Denver	14
Brett Favre	Green Bay/Minnesota	12
Troy Aikman	Dallas	11
Roger Staubach	Dallas	11

QB's WITH 3 OR MORE SUPER BOWL VICTORIES

Quarterback	Team	Wins
Terry Bradshaw	PIT	4
Joe Montana	SF	4
Troy Aikman	DAL	3
Tom Brady	NE	3

PLAYERS WITH MULTIPLE SUPER BOWL MVP AWARDS

Player	Team	MVPs
Joe Montana	SF	3
Terry Bradshaw	PIT	2
Tom Brady	NE	2
Bart Starr	GB	2
Eli Manning	NYG	2



TOM BRADY NEWS & NOTES

BRADY GUIDES PATRIOTS TO 8TH 12-WIN SEASON in 2013

Tom Brady guided the Patriots to their 12th win in 2013. Since entering the NFL in 2000, Brady's teams have reached 12 regular-season wins in eight different seasons, second all-time, behind Peyton Manning.

Starting QBs with the most 12-win Regular Seasons in NFL History

Player	Seasons
Peyton Manning	10
Tom Brady	8
Brett Favre	6
John Elway	4
Jim Kelly	4

BRADY EARNS 11TH DIVISION CHAMPIONSHIP

Tom Brady earned his 11th division championship this week. Peyton Manning is second with ten division titles.

Quarterback Career Division Titles

Tom Brady	11
Peyton Manning	10
Joe Montana	9

BRADY BECOMES 9TH NFL PLAYER TO REACH 45,000 PASSING YARDS

Tom Brady (49,149) became the ninth NFL player to reach 45,000 passing yards on a 35-yard pass to WR Julian Edelman at Buffalo (09/08/13). He entered the Buffalo game needing 194 yards passing to reach the milestone. Brady is currently 7th on the NFL's all-time list.

Player	Passing yards
1. Brett Favre	71,838
2. Peyton Manning	64,964
3. Dan Marino	61,361
4. John Elway	51,475
5. Drew Brees	51,081
6. Warren Moon	49,325
7. Tom Brady	49,149
8. Fran Tarkenton	47,003
9. Vinny Testaverde	46,233
10. Drew Bledsoe	44,611

BRADY BECOMES SIXTH NFL PLAYER TO REACH 4,000 COMPLETIONS

Tom Brady (4,178) became the sixth player in NFL history reach 4,000 completions.

MOST PASS COMPLETIONS IN NFL HISTORY

1. Brett Favre	6,300
2. Peyton Manning	5,532
3. Dan Marino	4,967
4. Drew Brees	4,481
5. Tom Brady	4,178
6. John Elway	4,123
7. Warren Moon	3,988

BRADY IS THE THIRD FASTEST TO REACH 4,000 COMPLETIONS

Tom Brady has now completed 4,427 passes over his career in the regular season, becoming just the sixth player in NFL history to achieve the feat. Brady achieved the feat in 187 games, third fastest in NFL history behind Drew Brees (169 games) and Peyton Manning (183 games).

Games Played to 4,000 Career Completions

Drew Brees	169
Peyton Manning	183
Tom Brady	187
Dan Marino	193
Brett Favre	196
John Elway	227

BRADY HAS SIXTH BEST QB RATING

Quarterback	Years	Team(s)	Rating
Aaron Rodgers	2005-2013	Green Bay	104.9
Peyton Manning	1998-2013	IND/DEN	97.2
Steve Young	1985-99	TB/SF	96.8
Philip Rivers	2004-2013	San Diego	96.0
Tony Romo	2004-2013	Dallas	95.8
Tom Brady	2000-2013	Patriots	95.7

MOST TD THROWS COACH/QB TANDEM

Tom Brady has thrown 359 career touchdowns under head coach Bill Belichick, the most touchdowns among any head coach/starting quarterback tandem.

MOST TDS/QB TANDEM

(Regular Season Only)

Quarterback/Head Coach	Team	Touchdowns
Tom Brady/Bill Belichick	NE	359
Dan Marino/Don Shula	MIA	352
Drew Brees/Sean Payton	NO	240
Len Dawson/Hank Stram	KC	232

WINNINGEST COACH/QB TANDEM

Bill Belichick and Tom Brady have the best winning percentage among a head coach/starting quarterback tandem since the 1970 merger. The tandem's 148 wins are the most wins by any coach-QB tandem since the 1970 AFL-NFL merger.

WINNINGEST COACH/QB TANDEM SINCE 1970

(Regular Season Only – by winning percentage)

Quarterback/Head Coach	Team	W	L	T	Pct.
Tom Brady/Bill Belichick	NE	148	43	0	.775
Ken Stabler/John Madden	OAK	60	19	1	.756
Jim McMahon/Mike Ditka	CHI	46	15	0	.754
Peyton Manning/Tony Dungy	IND	73	24	0	.753

WINNINGEST COACH/QB TANDEM SINCE 1970

(Regular Season Only – by victories)

Quarterback/Head Coach	Team	W	L	T	Pct.
Tom Brady/Bill Belichick	NE	148	43	0	.775
Dan Marino/Don Shula	MIA	116	68	0	.630
Terry Bradshaw/Chuck Noll	PIT	107	51	0	.601

TOM BRADY HAS MOST STARTS UNDER ONE HEAD COACH

Tom Brady made his 185th career start at Carolina on Nov. 18, 2013, all under Bill Belichick. It is the most starts by a quarterback under one head coach in NFL history. Brady surpassed Dan Marino, who had 184 career starts under head coach Don Shula. Brady now has 191 career starts under Belichick.

BRADY SETS NFL RECORD FOR MOST PASS ATTEMPTS WITHOUT AN INTERCEPTION

Tom Brady extended his streak to 358 consecutive regular season pass attempts without an interception before throwing his first interception since Oct. 17, 2010 in the 2011 opener at Miami (9/1/11). Brady eclipsed Bernie Kosar's record of 308 pass attempts on Dec. 26, 2010 at Buffalo.

MOST CONSECUTIVE PASS ATTEMPTS WITHOUT AN INTERCEPTION

358 Tom Brady (Patriots)	2010-11
308 Bernie Kosar (Cleveland)	1990-91
294 Bart Starr (Green Bay)	1964-65
279 Jeff George (IND/ATL)	1993-94
277 Rich Gannon (Oakland)	2001
271 Jason Campbell (Washington)	2007-08



TOM BRADY NEWS & NOTES

TOM BRADY EARNS 24TH AFC PLAYER OF THE WEEK HONOR; 2ND MOST IN NFL HISTORY

Tom Brady was named AFC Offensive Player of the Week by the National Football League for his performance in the Patriots' come-from-behind 34-31 overtime victory vs. Denver on Nov. 24, 2013. It is the 24th time in Brady's career that he has received the AFC Offensive Player of the Week honor. It is the first for Brady in 2013. He earned the award three times in 2012. Brady is two behind Peyton Manning for the most Player of the Week awards earned by a player since the accolade was instituted in 1984.

THE PLAYERS WITH THE MOST CAREER PLAYER OF THE WEEK AWARDS

Player	Career	Team	POW Awards
Peyton Manning	1998-present	Colts/Broncos	26
Tom Brady	2000-present	Patriots	24
Dan Marino	1983-1999	Dolphins	18
Brett Favre	1991-2010	Packers, Jets, Vikings	16
John Elway	1983-1998	Broncos	15

BRADY TIES STEVE YOUNG FOR THIRD MOST TD PASSES ON MONDAY NIGHT

Brady threw a 9-yard touchdown pass to TE Rob Gronkowski at Carolina on Nov. 18, 2013. It was his 42nd touchdown pass on Monday Night Football, tying him for third all-time with Steve Young for most touchdown passes on Monday Night Football.

Quarterbacks with the most career touchdown passes on Monday Night Football

Player	TD Passes on Monday Night Football	Games
Dan Marino	74	38
Brett Favre	69	38
Tom Brady	42	18
Steve Young	42	25
Peyton Manning	36	17
Joe Montana	36	20

BRADY IS SECOND WITH MOST GAMES WITH 3 TDS AND NO INTERCEPTIONS

Tom Brady is second in NFL history with 38 games with three or more touchdowns and no interceptions. The Patriots are 37-1 (.974) in such games

Player Most Games with 3+ TD Passes and 0 Int.

Peyton Manning	45
Tom Brady	38
Brett Favre	36
Drew Brees	32
Dan Marino	18
Fran Tarkenton	18

BRADY SETS NFL RECORD WITH AT LEAST TWO TOUCHDOWNS AND NO INTERCEPTIONS

Tom Brady set an NFL record by throwing at least two touchdowns without an interception in each of the final nine games of the 2010 season. Brady passed Don Meredith's previous record of six straight games with two or more touchdowns and no interceptions (1965-66).

BRADY NOW HAS 10 GAMES WITH 300 YARDS, 4 TDS AND 0 INTERCEPTIONS

Tom Brady had his 10th NFL game with 300 yards, four touchdowns and no interceptions vs. Pittsburgh (11/03/13), second in NFL history to the 15 such games by Drew Brees.

BRADY IS HOT IN DECEMBER

Tom Brady is 4-1 in the month of December in 2013 for a 45-7 record and has the best winning percentage at 86.5 in December for any quarterback since the 1970 NFL merger.

Best Win Pct. In December – Since 1970 NFL Merger

Player	December Record	Win PCT.
Tom Brady	45-7	86.5
Philip Rivers	30-6	83.3
Jim McMahon	14-4	77.8
Bob Griese	14-4	77.8

BRADY HAS THE BEST RECORD IN THE FINAL FOUR GAMES OF THE REGULAR SEASON SINCE 1970 MERGER

Tom Brady is now 43-9 in the final four games of the regular season, the best among any starting quarterback in the final four games since the 1970 merger.

Quarterback W-L Record WIN PCT.

Tom Brady	43-9	.827
Philip Rivers	30-6	.833
Roger Staubach	24-6	.800
Joe Montana	35-12	.745
Steve McNair	28-10	.737



BRADY'S SEASON NOTES

BRADY REACHED 5,000 YARDS IN 2011

Brady set a franchise record with 5,235 passing yards in 2011 and joined Peyton Manning (5,477 in 2013) Drew Brees (5,162 in 2013, 5,177 in 2012, 5,476 in 2011 and 5,069 in 2008), Dan Marino (5,084 in 1984) and Matthew Stafford (5,038 in 2011) as the only players in NFL history to reach 5,000 passing yards in a single season.

Most Passing Yards in a season

5,477 Peyton Manning, Denver in 2013
5,476 Drew Brees, New Orleans in 2011

5,235 Tom Brady, Patriots in 2011

5,177 Drew Brees, New Orleans in 2012
5,162 Drew Brees, New Orleans in 2013
5,084 Dan Marino, Miami in 1984
5,069 Drew Brees, New Orleans in 2008
5,038 Matthew Stafford, Detroit in 2011

NFL RECORD FOR MOST PASSING YARDS PER GAME/SEASON

Player	Team	Year	Yards/Game
Peyton Manning	Denver	2013	342.3
Drew Brees	New Orleans	2011	342.3
Tom Brady	Patriots	2011	327.2

BRADY THREW AT LEAST ONE TOUCHDOWN PASS IN ALL 16 GAMES IN 2012 FOR THE THIRD STRAIGHT SEASON

Since the NFL went to a 16-game season in 1978, Tom Brady is the only quarterback to have thrown for at least one touchdown pass in each game for three consecutive seasons. Since the NFL went to a 16-game season, only eleven quarterbacks have thrown for at least one touchdown pass in each game

QBS WITH A LEAST ONE TD PASS IN ALL 16 GAMES IN A SEASON

Tom Brady (New England)	2010, 2011, 2012
Drew Brees (New Orleans)	2010, 2011, 2013
Peyton Manning (Denver)	2012, 2013
Philip Rivers (San Diego)	2013
Ben Roethlisber (Pittsburgh)	2013
Matthew Stafford (Detroit)	2011
Daunte Culpepper (Minnesota)	2004
Brett Favre (Green Bay)	2003
Kurt Warner (St. Louis)	1999
Dan Marino (Miami)	1984, 1986
Dave Krieg (Seattle)	1984

*16-game schedule was instituted in 1978



TOM BRADY NEWS & NOTES

BRADY IS ONE OF FOUR NFL QUARTERBACKS WITH AT LEAST TWO SEASONS OF 400 COMPLETIONS

Tom Brady completed 401 passes in 2011 and 2012 to become one of four NFL quarterbacks to have completed at least 400 passes in at least two seasons.

Player	400-COMPLETION SEASONS
Drew Brees	6 – 2007, 2008, 2010, 2011, 2012 and 2013
Peyton Manning	3 – 2010, 2012 and 2013
Tom Brady	2 – 2011 and 2012
Matthew Stafford	2 – 2011 and 2012
Matt Ryan	2 – 2012 and 2013

BRADY FINISHES 2013 WITH 4,343 PASSING YARDS

Tom Brady finished the 2013 season with 4,343 passing yards, marking his third straight 4,000-yard season and his sixth 4,000-yard season of his career. Brady owns six of the eight 4,000-yard passing seasons in Patriots history.

Patriots Top Passing Yards/Season

Yards	Player	Year
5,235	Tom Brady	2011
4,827	Tom Brady	2012
4,806	Tom Brady	2007
4,555	Drew Bledsoe	1994
4,398	Tom Brady	2009
4,343	Tom Brady	2013
4,110	Tom Brady	2005
4,086	Drew Bledsoe	1996



BRADY'S GAME NOTES

BRADY SETS FRANCHISE RECORD WITH 517 PASSING YARDS

Brady set a franchise record with 517 passing yards in the 2011 season-opener at Miami (9/12/11). The previous high was 426 yards by Drew Bledsoe vs. Minnesota on Nov. 13, 1994. Brady's previous best was 410 passing yards vs. Kansas City on Sept. 22, 2002. Brady is one of 15 NFL quarterbacks to throw for 500 yards or more. His 517 yards are the seventh highest in NFL history.

PLAYER	TEAM	500 YARD GAME
Norm Van Brocklin	LA Rams	554 yards in 1951
Matt Schaub	Houston	527 yards in 2012
Warren Moon	Houston Oilers	527 yards in 1990
Boomer Esiason	Arizona	522 yards in 1996
Dan Marino	Miami	521 yards in 1988
Matthew Stafford	Detroit	520 yards in 2011
Tom Brady	Patriots	517 yards in 2011

BRADY HAD 423 YARDS AS A FOLLOW-UP TO HIS 517 YARD PERFORMANCE IN MIAMI IN 2011

In the 2011 season opener in Miami (9/12/11), Brady threw for 517 yards. In Week 2 against San Diego (9/18/11), Brady became the first 500-yard passer to follow up his 500-yard performance by throwing for 400 or more yards. Before Brady's performance against the Chargers, only Drew Brees (2006) had followed-up a 500-yard game with 300 or more passing yards.

BRADY IS ONE OF EIGHT TO THROW FOR CONSECUTIVE 400-YARD GAMES

Brady is one of just eight NFL quarterbacks to have back-to-back games with 400 or more passing yards.

NFL RECORD FOR MOST CONSECUTIVE GAMES WITH 400 OR MORE YARDS PASSING

2 Philip Rivers, 2013 (401, 411)
2 Tom Brady, 2011 (517, 423)
2 Cam Newton, Carolina, 2011 (422, 432)
2 Matt Cassel, Patriots, 2008 (400, 415)
2 Billy Volek, Tennessee, 2004 (426, 492)
2 Phil Simms, NY Giants, 1985 (432, 513)
2 Dan Marino, Miami, 1984 (470, 404)
2 Dan Fouts, San Diego, 1982 (444, 435)

BRADY'S 432 YARDS AGAINST PITTSBURGH IN 2013 ARE THIRD HIGHEST OF HIS CAREER

Tom Brady threw for 432 yards vs. Pittsburgh (11/03/13), marking the third highest single-game yardage total of his career. The game marked the fifth time in Brady's career that he has eclipsed the 400-yard mark.

MOST PASSING YARDS IN A GAME IN PATRIOTS HISTORY

Player	Date	Opp	Att	Cmp	Yds	TD	Int
Tom Brady	9/12/11	MIA	48	32	517	4	1
Tom Brady	12/16/12	SF	65	36	443	1	2
Tom Brady	11/03/13	PITT	33	23	432	4	0
Drew Bledsoe	11/13/94	MIN	70	45	426	3	0
Drew Bledsoe	11/23/98	MIA	54	28	423	2	2
Tom Brady	9/18/11	SD	40	31	423	3	0

BRADY HAS THROWN FOR 300 YARDS IN A HALF FOUR TIMES

Brady had his fourth 300-yard half and his third 300-yard second half after throwing for 323 yards in the second half vs. Cleveland on Dec. 8, 2013.

YARDS	GAME	HALF
367	vs. San Francisco (12-16-12)	2 nd half
345	vs. Tennessee (10-18-09)	1 st half
323	vs. Cleveland (12-08-13)	2 nd half
306	at Miami (9-12-11)	2 nd half

QUARTERBACK CLASS OF 2000

Tom Brady was the seventh quarterback selected in the 2000 NFL Draft. The Patriots selected him in the sixth round with the 199th overall pick.

Quarterbacks taken in the 2000 NFL Draft

Rd	Pick	Player	Taken By
1	18	Chad Pennington	NY Jets
3	65	Giovanni Carmazzi	San Francisco
3	75	Chris Redman	Baltimore
5	163	Tee Martin	Pittsburgh
6	168	Marc Bulger	New Orleans
6	183	Spergon Wynn	Cleveland
6	199	Tom Brady	New England

BRADY'S 65 PASS ATTEMPTS AGAINST SF ARE A CAREER-HIGH

Tom Brady's 65 passing attempts vs. San Francisco (12/16/12) are a career high, topping his 58 pass attempts at Seattle on Oct. 14, 2012. Brady's 65 attempts are the most in franchise history in a non-overtime game and are the second most in team history in any game, trailing only Drew Bledsoe's 70 attempts in an overtime win vs. Minnesota on Nov. 13, 1994. Brady's 65 pass attempts are the seventh most in NFL history and the most since Brian Griese had 67 for Tampa Bay at Chicago on Sept. 21, 2008 in overtime. It is the most in a non-overtime NFL game since Dec. 24, 2000 when the Jets Vinny Testaverde attempted 69 passes at Baltimore.

MOST PASSING ATTEMPTS IN A GAME IN PATRIOTS HISTORY

Player	Date	Opp	Att	Cmp	Yds	TD	Int
Drew Bledsoe	11/13/94	Min	70	45	426	3	0*
Tom Brady	12/16/12	SF	65	36	443	1	2
Drew Bledsoe	12/16/95	Pit	60	39	336	3	1
Steve Grogan	11/12/89	NO	59	27	283	1	1
Tom Brady	10/14/12	Sea	58	36	395	2	2

*Overtime



PATRIOTS OFFENSIVE NOTES

BRADY HAS LED THE PATRIOTS TO SIX 50-POINT GAMES; TIES LEN DAWSON FOR MOST IN NFL HISTORY

Brady and the Patriots knocked off Pittsburgh 55-31 on Nov. 3, 2012. The game marked the sixth time that New England scored at least 50 points in a game started by Brady, tying pro Football Hall of Famer Len Dawson for the most 50-point games by a starting quarterback in NFL history.

Date	Opponent	Score
10/28/07	vs. Washington	52-7
11/18/07	at Buffalo	56-10
10/18/09	vs. Tennessee	59-0
9/30/12	at Buffalo	52-28
11/18/12	vs. Indianapolis	59-24
11/03/13	vs. Pittsburgh	55-31

BRADY HAS THROWN TWO 50-YARD PASSES IN THE SAME GAME EIGHT TIMES

Brady has thrown at least two 50-yard passes in the same game eight times in his career after completing an 57-yard pass to Danny Amendola and an 81-yard touchdown pass to Aaron Dobson vs. Pittsburgh on Nov. 3, 2013. His career best was when he had a 58-yard touchdown, a 58-yard pass and an 81-yard touchdown at Miami on Dec. 6, 2009.

BRADY'S GAMES WITH AT LEAST TWO 50-YARD PASSES

- 10/9/05 @ Atlanta
 - 55t (3Q) Bethel Johnson
 - 51 (1Q) Deion Branch
- 1/14/06 @ Denver *AFC Divisional Playoff Round
 - 73 (4Q) Deion Branch
 - 51 (2Q) Andre' Davis
- 12/31/06 @ Tennessee
 - 62t (3Q) Reche Caldwell
 - 52 (1Q) Corey Dillon
- 12/9/07 vs. Pittsburgh
 - 63t (2Q) Randy Moss
 - 56t (3Q) Jabar Gaffney >Flea-flicker w/R. Moss
- 11/15/09 @ Indianapolis
 - 63t (2Q) Randy Moss
 - 55 (1Q) Randy Moss
- 12/06/09 @Miami
 - 58t (1Q) Randy Moss
 - 58 (2Q) Wes Welker
 - 81t (3Q) Sam Aiken
- 11/22/12 @NY Jets
 - 83t (2Q) Shane Vereen
 - 56t (2Q) Julian Edelman
- 11/03/13 vs. Pittsburgh
 - 57 (2Q) Danny Amendola
 - 81t(4Q) Aaron Dobson



WR DANNY AMENDOLA

DANNY AMENDOLA ON WEARING TROY BROWN'S JERSEY #80

When Danny Amendola joined the Patriots in the offseason, he was assigned jersey #80, the same number worn by Patriots' Hall of Fame member Troy Brown, who finished his career as the team's all-time leading receiver and is still the team's all-time leading punt returner.

Said Amendola on wearing Brown's jersey #80: "I talked to (Troy Brown) a little bit before I came here to camp," Amendola said. "I told him he's one of the greatest ever, and it's an honor to wear No. 80. I'm going to try to represent it the best I can."



RB LEGARRETTE BLOUNT

BLOUNT SETS TEAM SINGLE-GAME ALL-PURPOSE YARDS RECORD

LeGarrette Blount set a new Patriots single-game record with 334 all-purpose yards, gaining 189 yards from scrimmage and adding 145 return yards vs. Buffalo on Dec. 29, 2013. Blount's performance topped the 51-year-old team record set by Larry Garron on Nov. 3, 1962, when Garron had 273 all-purpose yards at Buffalo. Blount's 334 all-purpose yards ranks 11th in NFL history and is the highest total net yardage total by an NFL player in a game since Minnesota's Adrian Peterson had 361 all-purpose yards on Oct. 14, 2007. The NFL record for single-game all-purpose yards is 404, by Denver's Glyn Milburn vs. Seattle on Dec. 10, 1995.

Patriots Record/Most All-Purpose Yards in a Game

Player	Date	Opp.	All-Purpose Yards
LeGarrette Blount	12/29/13	Buffalo	334
Larry Garron	11/03/62	at Buffalo	273
Kevan Faulk	12/22/02	NY Jets	271

BLOUNT'S 189 RUSHING YARDS ARE THE MOST BY A PATRIOT SINCE 1998

LeGarrette Blount finished the game with 189 rushing yards on 24 carries vs. Buffalo on Dec. 29, 2013, totaling the fifth-highest single-game rushing total in Patriots history and the highest rushing total by a Patriots player during Bill Belichick's coaching tenure in New England. The last time a Patriots player had more rushing yards in a game was on Dec. 13, 1998, when Robert Edwards had 196 rushing yards at St. Louis.

PATRIOTS RECORD FOR MOST RUSHING YARDS IN A GAME

Player	Date	Opponent	Yards
Tony Collins	09/18/83	NY Jets	212
Jim Nance	10/30/66	Oakland	208
Curtis Martin	09/14/97	NY Jets	199
Robert Edwards	12/13/98	at St. Louis	196
LeGarrette Blount	12/28/13	Buffalo	189
Jim Nance	09/24/67	Buffalo	185

BLOUNT SETS NEW SINGLE-SEASON CAREER HIGH IN 2013 WITH SEVEN TOUCHDOWNS

LeGarrette Blount had a pair of touchdown runs in the win vs. Buffalo on Dec. 29, 2013, bringing his season total to seven touchdowns. Blount's seven touchdowns were a new career high and tied Stevan Ridley's seven scores for the team lead. Blount finished the season with 772 rushing yards, a yard shy of Ridley's team-high 773 rushing yards.

BLOUNT HAD TWO 30-YARD TOUCHDOWN RUNS IN THE WIN VS. BUFFALO IN 2013

LeGarrette Blount had a 36-yard touchdown run in the second quarter and a 35-yard scoring run in the fourth quarter vs. Buffalo on Dec. 29, 2013, marking his second and third touchdown runs of 30 or more yards in 2013. He had a 47-yard touchdown run at Atlanta on Sept. 29.

BLOUNT HAD A CAREER-LONG 83-YARD KICKOFF RETURN VS. BUFFALO IN 2013; SECOND LONGEST NON-TOUCHDOWN RETURN IN TEAM HISTORY

Blount had a career-long 83-yard kickoff return in the third quarter. It is the second longest non-touchdown kickoff return in team history. Kevin Faulk had a 95-yard return vs. the New York Jets on Nov. 15, 1999. Blount's previous best was a 30-yarder vs. Miami on Oct. 27. It is the longest kickoff return by the Patriots in 2013. Rookie WR Josh Boyce had a 41-yard kickoff return at Houston on Dec. 1.



PATRIOTS OFFENSIVE NOTES

BLOUNT IS FIRST PATRIOT SINCE 2008 WITH TWO KICK RETURNS OF 50 YARDS IN THE SAME GAME

Blount had an 83-yard kickoff return in the third quarter and a 62-yard return in the fourth quarter vs. Buffalo on Dec. 29, 2013. He is the first Patriots player to have two 50-yard kickoff returns in the same game since Ellis Hobbs had an 81-yard return and a 50-yard return vs. Miami on Sept. 21, 2008.

BLOUNT FINISHED 2013 WITH A 5.0-YARD AVERAGE

Blount finished the 2013 season with a 5.0 yards per carry average after gaining 772 yards rushing on 153 attempts. He is the fourth Patriots running back to finish a season with a 5.0 yard per carry average.

Highest Rushing average in Patriots History/Single Season (minimum 100 carries)

Player	Year	Average
Don Calhoun	1976	5.6 (129-721)
Mosi Tatupu	1983	5.5 (106-578)
LeGarrette Blount	2013	5.0 (153-772)
Carl Garrett	1969	5.0 (137-691)



RB BRANDON BOLDEN

BOLDEN HAD FIRST 100-YARD DAY AND FINISHED WITH AN 8.6-YARD AVERAGE

RB Brandon Bolden finished with 16 carries for 137 yards and an 8.6-yard average at Buffalo (9/30/12) with runs of 20 and 27 yards. His 8.6-yard average is tied for the third highest ever in a single game for the Patriots among running backs with at least 15 rushing attempts. He earned the FedEx Ground Player of the Week for his performance.

Highest Rushing Average/Single Game (min. 15 rushing attempts)

Player	Average
Curtis Martin	9.6 (17-164 vs. Washington, Oct. 13, 1996)
Tony Collins	9.2 (23-212 vs. N.Y. Jets, Sept. 18, 1983)
Sammy Morris	8.6 (16-138 vs. Denver, Oct. 20, 2008)
Jim Nance	8.6 (17-146 at Houston, Dec. 11, 1966)
Brandon Bolden	8.6 (16-137 at Buffalo, Sept. 30, 2012)
Stevan Ridley	8.5 (15-127 at St. Louis, Oct. 28, 2012)

FOOTBALL RUNS IN BOLDEN'S FAMILY

Bolden's grandfather, Frank Pitts, played 10 years in the NFL (1965-74) as a receiver for Kansas City, Cleveland and Oakland. He was with Kansas City for two Super Bowls, losing Super Bowl I and winning Super Bowl IV. Said Bolden about his grandfather, "I remember being 6 years old, him popping in a highlight film of Super Bowl I and IV. I've seen that tape at least 500 times."



OL DAN CONNOLLY

DAN CONNOLLY HAS THE LONGEST KICKOFF RETURN EVER BY AN OFFENSIVE LINEMAN

Dan Connolly was named AFC Special Teams Player of the Week after he returned a kickoff 71 yards to the 4-yard line in the second quarter of the Patriots win vs. Green Bay on Dec. 19, 2010. According to the Elias Sports Bureau, it is the longest kickoff return by an offensive lineman in NFL history. The run by Connolly topped the 48-yard touchdown return by Atlanta's Mal Snyder in 1969. Previously, the longest kickoff return for a Patriots offensive lineman was a 27-yard return by G Stephen Neal on Nov. 30, 2008 vs. Pittsburgh. Connolly's previous best was a 16-yard return vs. Miami on Nov. 8, 2009.



WR JULIAN EDELMAN

JULIAN EDELMAN SET FRANCHISE RECORD WITH A 94-YARD PUNT RETURN FOR A TOUCHDOWN

WR Julian Edelman set a franchise record with a 94-yard punt return for a touchdown in the second quarter vs. Miami (01/02/11). The previous longest punt return was an 89-yard touchdown return by Mike Haynes vs. Buffalo on Nov. 7, 1976. Edelman returned his second career punt for a touchdown vs. Kansas City on Nov. 21, 2011 with a 72-yard return. He was named AFC Special Teams Player of the Week for his performance against Kansas City. He scored his third punt return for a touchdown with a 68-yarder vs. Indianapolis (11/18/12) to tie a franchise record.

Most Punt Return Touchdowns/Patriots Career

3 Julian Edelman

3 Troy Brown
3 Irving Fryar
2 Mike Haynes

EDELMAN SETS PATRIOTS RECORD FOR BEST PUNT RETURN AVERAGE IN A SEASON

Edelman has the two best punt return averages in a single season in New England history with a 15.3-yard punt return average in 2010 and a 15.5-yard punt return average in 2012. The previous best was a 14.8 punt return average by Mack Herron in 1974. In 2010, Edelman led the AFC and finished second in the NFL with a 15.3 punt return average. Chicago's Devin Hester led the NFL with a 17.1-yard average.

Patriots Best Punt Return Average/Season (min. 15 returns)

Player	PR Avg.	Year
Julian Edelman	15.5	2012
Julian Edelman	15.3	2010
Mack Herron	14.8	1974
Troy Brown	14.2	2001

EDELMAN HAS HIGHEST PUNT RETURN AVERAGE IN TEAM HISTORY; TIED FOR FOURTH HIGHEST IN NFL HISTORY

Edelman has returned 107 punts for 1,317 yards during his Patriots' career and is first in team history and tied for fourth in NFL history with a 12.3 average.

HIGHEST PUNT RETURN AVERAGE, PATRIOTS CAREER (20 Returns)

Player	Punt Rt Avg.	Year
Julian Edelman	12.3	2009-13(107-1,317)
Mack Herron	12.0	1973-75 (74-888)
Carl Garrett	11.3	1969-72 (43-487)
Wes Welker	10.4	2007-12 (114-1,185)

HIGHEST PUNT RETURN AVERAGE IN THE NFL (75 Returns)

Player	Punt Rt Avg.	Year
George McAfee (Chicago)	12.8 (112-1,431)	(1940-41, 1945-1950)
Jack Christiansen (Detroit)	12.8 (85-1,084)	(1951-58)
Claude Gibson (SD, OAK)	12.6 (110-1,381)	(1961-65)
Julian Edelman (NE)	12.3 (107-1,317)	(2009-present)
Devin Hester (Chicago)	12.3 (264-3,241)	(2006-present)
Bill Dudley (PITT, DEN, WAS)	12.2 (124-1,515)	(1942-53)
Dexter McCluster (KC)	12.1 (79-959)	(2010-present)
Rick Upchurch (DEN)	12.1 (248-3,008)	(1975-83)

EDELMAN ONE OF JUST EIGHT NFL PLAYERS WITH A PUNT RETURN AVERAGE OF 12.0 OR MORE

Edelman is one of just eight NFL players to have a punt return average of 12.0 or more.



PATRIOTS OFFENSIVE NOTES

EDELMAN IS FIRST PATRIOTS PLAYER WITH TWO PUNT RETURNS OF 40 YARDS IN THE SAME GAME

Edelman had a 68-yard punt that he returned for a touchdown and a 49-yard return vs. Indianapolis (11/18/12). He is the first player in team history with two punt returns of 40 or more yards in the same game. Troy Brown came close in 2000 when he had returns of 39 and 66 against Tampa Bay.

EDELMAN'S 47-YARD RUN IS THE LONGEST RUN BY A PATS WIDE RECEIVER

Edelman had a 47-yard run in the fourth quarter vs. Indianapolis (11/18/12). It was the longest run from scrimmage for the Patriots in 2012, topping Steven Ridley's 41-yard run against St. Louis in London on Oct. 28. It is the longest run ever by a Patriots receiver, topping Troy Brown's 35-yard run vs. Tampa Bay on Sept. 3, 2000. It was the longest run by a Patriots player since Sammy Morris had a 55-yard run on Dec. 27, 2009 vs. Jacksonville.

EDELMAN GOES FROM STANDOUT QB TO WR

Edelman began his college football career with a year at the College of San Mateo (Calif.) before transferring to Kent State where as a senior he completed 56% of his passes (153 of 275 passes for 1,820 yards) with 13 touchdowns. He was also the leading rusher, gaining 1,551 yards on 215 attempts (an average of 7.5 yards per carry) and scoring 13 touchdowns. His offensive numbers broke Kent State's single-season record for total offense set by Joshua Cribbs in 2003. Said head coach Bill Belichick on the versatility of Edelman: "He played the quarterback position in college at Kent State and all the positions really that he's played in the NFL – covering kicks, returning kicks, slot receiver, outside receiver, slot defender – he didn't do any of those things in college. I think that really speaks to his versatility and how much he's grown as a player and how many things he's learned how to do that he really didn't have much experience with in college. I'd say that's pretty unusual, especially to be as competent in them as he is."

EDELMAN TAKES HIS FATHER'S ADVICE

If there is one thing Julian Edelman has never lacked, it's athletic ability. A dual-threat quarterback at Kent State and former baseball standout in high school, Edelman once wowed Toronto Blue Jays players with his impressive footwork while fielding ground balls in an appearance at batting practice in 2011. This natural ability may have been overlooked by NFL scouts, who let him fall to the Patriots in the Seventh Round of the 2009 NFL Draft. Edelman, who has already passed his career highs in receiving yards and receptions this season, remains focused on the lessons his father, Frank Edelman, taught him at a young age. "I'm still constantly trying to learn," Edelman told the *Boston Herald*. "My dad always put it in my head, when you're green, you're growing, when you're ripe, you're lost. When you're done learning, you're done."

EDELMAN BREAKS 1,000-YARD RECEIVING MARK IN 2013

Edelman finished the 2013 season with 1,056 receiving yards to become the 10th Patriots player to register a 1,000-yard season.

1,000-Yard Receiving Seasons in Patriots History

Player	Yards	Season
Wes Welker	1,569	2011
Randy Moss	1,493	2007
Stanley Morgan	1,491	1986
Wes Welker	1,354	2012
Wes Welker	1,348	2009
Rob Gronkowski	1,327	2011
Randy Moss	1,264	2009
Troy Brown	1,199	2001
Wes Welker	1,175	2007
Ben Coates	1,174	1994
Wes Welker	1,165	2008
Terry Glenn	1,147	1999
Terry Glenn	1,132	1996
Julian Edelman	1,056	2013
Stanley Morgan	1,029	1981
Irving Fryar	1,014	1991
Harold Jackson	1,013	1979
Randy Moss	1,008	2008
Stanley Morgan	1,002	1979

EDELMAN BREAK 100-CATCH MARK

Edelman finished the 2013 season 4th in the NFL with 105 receptions to join Wes Welker (2007-09, 11-12) and Troy Brown (2001) as the only Patriots players to reach 100 receptions in a season. Edelman is averaging 6.4 receptions per game in 2013.

PATRIOTS PLAYERS WITH 100 RECEPTIONS

Player	Receptions	Season
Wes Welker	123	2009
Wes Welker	122	2011
Wes Welker	118	2012
Wes Welker	112	2007
Wes Welker	111	2008
Julian Edelman	105	2013
Troy Brown	101	2001



G LOGAN MANKINS

MANKINS GOT A UNIQUE RIDE TO THE 2011 AFC CHAMPIONSHIP GAME

Logan Mankins' car wouldn't start when he was leaving the team hotel to head to last season's AFC Championship Game (01/22/12). He went back into the hotel lobby with plans to call a car service for help, but he ran into fans dressed in Patriots apparel and asked if they were going to the game and if they could give him a ride. The fans planned on parking at their usual spot across from the stadium but Mankins was able to return the favor of a ride for premium parking right next to the stadium.





PATRIOTS OFFENSIVE NOTES



RB STEVAN RIDLEY

STEVAN RIDLEY OVER 1,000 YARDS RUSHING IN 2012

Stevan Ridley reached 1,000 yards in 2012 to give New England its 15th 1,000-yard rushing season. He is the 12th Patriots player to reach 1,000 yards and his 1,263 yards was the fourth-most in franchise history.

PATRIOTS WITH 1,000 YARDS RUSHING IN A SEASON

Player	Yards	Year
Stevan Ridley	1,263	2012
BenJarvus Green-Ellis	1,008	2010
Corey Dillon	1,635	2004
Antowain Smith	1,157	2001
Robert Edwards	1,115	1998
Curtis Martin	1,160	1997
Curtis Martin	1,152	1996
Curtis Martin	1,487	1995
Leonard Russell	1,088	1993
John Stephens	1,168	1988
Craig James	1,227	1985
Tony Collins	1,049	1983
Sam Cunningham	1,015	1977
Jim Nance	1,216	1967
Jim Nance	1,458	1966

RIDLEY GOING STRONG

Stevan Ridley became the fifth Patriots player to reach 1,200 yards and his 1,263 yards in 2012 are the fourth best in franchise history.

MOST YARDS RUSHING/SINGLE SEASON

Player	Season	Yds
Corey Dillon	2004	1,635
Curtis Martin	1995	1,487
Jim Nance	1966	1,458
Stevan Ridley	2012	1,263
Craig James	1985	1,227

RIDLEY QUALIFIES FOR ALL-TIME TEAM IN RUSHING AVERAGE

Ridley has 555 rushing attempts for 2,477 yards for a 4.46- yard average to qualify for the team lead in rushing average.

Highest Average Rushing gain (Career) (450 attempts)

Player	Average
Stevan Ridley	4.46, 2011-2013 (555-2,477)
Corey Dillon	4.22, 2004-06 (753-3,180)
Craig James	4.22, 1984-88 (585-2,469)
Kevin Faulk	4.17, 1999-11 (864-3,607)
Laurence Maroney	4.17, 2006-09 (582-2,430)

RIDLEY REACHES 12 TDS IN 2012

Stevan Ridley scored 12 rushing TDs in 2012. It is the 13th time in Patriots history that a running back has finished a season with 10 or more touchdowns rushing. Ridley (12) and TE Rob Gronkowski (11) both had 10-plus touchdowns on the year. It is the third straight season and fifth time in team history that the Patriots have had two players finish with 10 or more touchdowns in a season. In 2011, RB BenJarvus Green-Ellis (11) and Rob Gronkowski (18) had 10 touchdown seasons. In 2010, Gronkowski (10) and Green-Ellis (13) had 10 touchdown seasons. In 1974, Mack Herron had 12 touchdowns (7 rushing, 5 receiving) and Sam Cunningham had 11 (9 rushing, 2 receiving). In 1976, Steve Grogan had 12 touchdowns (12 rushing) and Andy Johnson had 10 touchdowns (6 rushing, 4 receiving).

STEVAN RIDLEY LED TEAM WITH 12 TOUCHDOWNS IN 2012

Ridley finished tied for third in the NFL with 12 rushing touchdowns in 2012. The 12 rushing touchdowns are tied with Corey Dillon (2005 and 2004), Antowain Smith (2001) and Steve Grogan (1976) for fifth all-time in team history.

MOST RUSHING TOUCHDOWNS/SEASON IN PATRIOTS HISTORY

14	Curtis Martin, 1996
14	Curtis Martin, 1995
13	BenJarvus Green-Ellis, 2010
13	Corey Dillon, 2006
12	Stevan Ridley, 2012
12	Corey Dillon, 2005
12	Corey Dillon, 2004
12	Antowain Smith, 2001
12	Steve Grogan, 1976



T NATE SOLDER

2011 FIRST ROUND PICK NATE SOLDER

It only took a day for Nate Solder to decide to change from his lifelong position of tight end to tackle after playing his freshman year at Colorado as a tight end. "My coaches came to me and said, 'You'd be an all right tight end, but you'd be an even better tackle,'" he told the *Boston Globe*. "I've always wanted to be great, so that's why I moved to tackle." He added over 30 pounds after his redshirt freshman season and was named the team's starting left tackle. He played in 2,540 of 2,542 offensive plays over the next three seasons at Colorado and became an immediate contributor on the Patriots offensive line at right tackle as a rookie before moving to left tackle.



WR MATTHEW SLATER

MATTHEW SLATER: LIKE FATHER LIKE SON

Matthew Slater is one of nine sons of Hall of Fame members to be drafted in NFL history.

HALL OF FAME FATHERS WITH SONS DRAFTED IN THE NFL

Jackie Slater (class of 2001) – son, Matthew Slater (NE)

Bobby Bell (class of 1983) – son, Bobby Bell (NYJ)

Tony Dorsett (class of 1994) – son, Anthony Dorsett (HOU)

Bob Griese (class of 1990) – son, Brian Griese (DEN)

Russ Grimm (class of 2010) – son, Cody Grimm (TB)

Howie Long (class of 2000) – son, Chris Long (STL)

son, Kyle Long (CHI)

Don Shula (class of 1997) – son, Mike Shula (TB)

Kellen Winslow (class of 1995) – son, Kellen Winslow (CLE)

SLATER EMERGED AS A THREE-TIME CAPTAIN AND THREE-TIME PRO BOWLER ON SPECIAL TEAMS

Bill Belichick acknowledged Matthew Slater's role as a gunner on special teams: "Matt is one of the best in the league," Belichick said. "Any time the punt return team has to double somebody, that makes it one less guy they can use somewhere else in the return. He almost always draws two guys out there unless they're in an eight-man rush. Most of the time, there's two guys out there — fourth-and-short, where they're trying to protect the box — but he draws a lot of double teams, and deservedly so. He does an outstanding job of covering punts."



PATRIOTS OFFENSIVE NOTES



OL WILL SVITEK

WILL SVITEK TAKES A HIKE TO REMEMBER

Will Svitek was born in Prague, Czechoslovakia. When he was 2, his parents took him and his three brothers out of the communist country. They left in secret with no money and only the clothes on their backs. Saying they were on a day hike, they walked 14 hours through the mountains and ended up in Austria. The family spent eight months in a refugee camp until being legalized to come to the United States. "My parents were hard-working immigrants who came here to achieve the American Dream and help their sons reach their full potential," said Svitek. "I think they instilled it in me to do everything well. I am a competitive person on the field and in the classroom and I don't think you can just turn that switch off."



WR KENBRELL THOMPKINS

JUDGE KEEPS AUTOGRAPHED PICTURE OF KENBRELL THOMPKINS ON HIS DESK

Florida judge Dennis Murphy will never forget Kenbrell Thompkins. This is especially true now, as Murphy keeps an autographed picture of Thompkins on his desk from the rookie's playing days at El Camino Community College. The picture was a gift from Thompkins, who has Murphy to thank for granting him special probation conditions after a drug charge in 2007 that allowed Thompkins to leave his crime-riddled neighborhood in Miami, Fla. and attend El Camino. "I'm a firm believer in giving youth a chance to try and turn it around," Murphy told *The Boston Globe*. After being arrested seven times between the ages of 15 and 18, Thompkins excelled at El Camino and went on to play at the University of Cincinnati en route to fulfilling his NFL dream. Thompkins earned his degree from Cincinnati in criminal justice.



RB SHANE VEREEN

RB SHANE VEREEN SETS TEAM RECORD FOR RECEPTIONS AND RECEIVING YARDS BY A RUNNING BACK

Shane Vereen had 12 receptions for 153 yards vs. Cleveland on Dec. 8, 2013, setting a single-game franchise records for most receptions and most receiving yards by a running back. Vereen's 153 receiving yards topped the 53-year-old franchise running back record of 124 receiving yards, achieved by Dick Christy against the Oakland Raiders on Nov. 4, 1960. Vereen's 12 receptions topped the previous Patriots running back record of 11 receptions, achieved three times, most recently by Kevin Faulk on Sept. 3, 2000 against Tampa Bay.

Most Receiving Yards by a Patriots Running Back/Single Game

Player	Game	Yards
Shane Vereen	vs. Cleveland (12/08/13)	153
Dick Christy	vs. Oakland (11/04/60)	124
Joe Johnson	vs. Houston (11/25/60)	123

Most Receptions by a Patriots Running Back/ Single Game

Player	Game	Rec.
Shane Vereen	vs. Cleveland (12/08/13)	12
Kevin Faulk	vs. Tampa Bay (09/03/00)	11
Leroy Thompson	vs. Minnesota (11/13/94)	11
Tony Collins	vs. Philadelphia (11/29/87)	11

VEREEN IS THE FOURTH RUNNING BACK TO POST 150 YARDS RECEIVING IN A SINGLE GAME IN THE LAST 10 SEASONS

Player	Team	Yards
Brain Westbrook (2004)	Philadelphia	156
Jahvid Best (2010)	Detroit	154
Shane Vereen (2013)	Patriots	153
Matt Forte(2010)	Chicago	151



C RYAN WENDELL

RYAN WENDELL LEADS THE NFL IN PLAY SNAPS IN 2012

Ryan Wendell played a league-high 1,249 snaps in 2012 and it helped earn him a spot on the USA Today All-Joe team in 2012. Said Wendell: "I think first it says a lot about the organization, our training staff and our strength training coaches, that they do everything they can all season and all off-season and during the spring to keep us healthy throughout the whole season. I think it says more about them then it does about me individually."



PATRIOTS DEFENSIVE NOTES



CB KYLE ARRINGTON

WHAT IS IN A NUMBER

When Arrington was first making the transition from Hofstra to the NFL in 2008, he was assigned jersey No. 42. At that point in his career, he was cut by both the Eagles and Buccaneers.

When Arrington first arrived in New England as a practice squad player in 2009, he initially donned No. 27. But when No. 24 became available, a result of Jonathan Wilhite leaving in free agency after the 2010 season, Arrington pounced on it.

The reason is that it reflects how he's flipped his NFL fortunes -- from a No. 42 struggling to hang on to a No. 24 who has carved out a role on a winning team.

Arrington moved from 24 to 25 in an agreement with Adrian Wilson this past season to accommodate the veteran's desire to keep the same jersey he has worn during his 12-year NFL career.



LB JAMIE COLLINS

JAMIE COLLINS' JOURNEY

The road to the NFL has been anything but easy for rookie linebacker and 2013 second-round draft pick Jamie Collins. The youngest of five siblings growing up in Meadville, Miss., Collins lost both of his parents when he was six years old and was raised by one of his sisters, who was in her mid 20s. Collins turned to football as an outlet to help him through the tough times. "It means a lot. It's my living," Collins told the *Boston Herald*. "It kept me on track." Collins' resiliency in dealing with adversity has made a lasting impact on fellow Mississippi native Stevan Ridley, who grew up 30 miles west of Meadville in Natchez, Miss., and got to know Collins through a family friend. "What I've known about him, he really has been a strong person," Ridley told the *Herald*. "Anybody that's gone through the thing that he's gone through and still find a way to be successful on the football field, you have to be mentally tough. That's what he's kind of done as a teammate here. He's come in here and accepted his role and done a pretty good job as a rookie."



S STEVE GREGORY

STEVE GREGORY WAS ABOUT TO ENTER THE POLICE ACADEMY WHEN SAN DIEGO CALLED

Steve Gregory's father and stepmother are New York City police officers and both were on duty during the events of September 11, 2001. Following his college career at Syracuse, Gregory took the test to enter the police academy. He found out he passed the test on the same day that the San Diego Chargers called him to offer him a rookie free agent contract.

GREGORY SET CAREER HIGH THREE INTERCEPTIONS IN 2012

Steve Gregory set a single-season career-high when he intercepted Miami QB Ryan Tannehill in the first quarter for his third on the season in the season-finale on Dec. 30, 2012. The pick helped set up a 9-yard touchdown pass from Tom Brady to Wes Welker. Gregory's previous single-season high was two interceptions in 2010 when he played for San Diego.



LB DONT'A HIGHTOWER

DONT'A HIGHTOWER WEARS TEDY BRUSCHI'S JERSEY #54

As a first round draft pick, Dont'a Hightower is used to high expectations. Hightower went to training camp with jersey #45 but was switched to jersey #54 prior to the start of the regular season. Former LB Tedy Bruschi wore #54 for 13 seasons. Hightower understands the importance of the number and hopes to live up to its legacy. "I definitely feel honored to be able to wear this number," Hightower said. "I've read that Tedy didn't want it to be retired and he hoped another linebacker would come in and be able to wear this number and be able to play as well. I feel honored. Tedy was a great player, and he means a lot to this organization. I'm definitely proud to be able to wear this number."



DE CHANDLER JONES

2012 FIRST ROUND PICK CHANDLER JONES FOLLOWS IN BROTHERS' FOOTSTEPS

Chandler Jones has two brothers, Arthur, a fifth-round NFL Draft selection by the Baltimore Ravens in 2010, who was a Syracuse defensive tackle, and Jon "Bones" Jones, a UFC fighter and the reigning Lightweight Champion.

JONES IS PILING UP SACKS

Jones had three two-sack games in 2013 with two vs. Pittsburgh on Nov. 3 and two in both 2013 meetings against the New York Jets. He finished the 2013 season with 11 ½ sacks on the year. The Patriots have now had a player finish with 10 or more sacks in a season 15 times in team history.

PATRIOTS 10-PLUS SACK SEASON

Sacks	Player	Year
12.0	Tony McGee	1977
10.0	Bobby Hamilton	1977
11.5	Tony McGee	1978
10.5	Tony McGee	1979
18.5	Andre Tippett	1984
16.5	Andre Tippett	1985
10.0	Garin Veris	1985
11.0	Garin Veris	1986
12.5	Andre Tippett	1987
11.0	Willie McGinest	1995
12.5	Mike Vrabel	2007
10.0	Tully Banta-Cain	2009
10.0	Mark Anderson	2011
10.0	Andre Carter	2011

11.5 Chandler Jones 2013

JONES IS FIRST PATRIOT TO START HIS CAREER WITH TWO 6-PLUS SACK SEASONS SINCE CHRIS SLADE

Jones had 11 ½ sacks in 2013 and had 6.0 sacks as a rookie in 2012. He is the first Patriots player with 5-plus sacks in each of his first two NFL seasons since Chris Slade in 1993 (9.0) and 1994 (9.5).



PATRIOTS DEFENSIVE NOTES

JONES HAD 17 ½ SACKS IN HIS FIRST TWO NFL SEASONS

Chandler Jones reached a single-season high in 2013 after reaching 11 ½ sacks in 2012. He had 6.0 sacks as a rookie in 2012.

Most Sacks in the First Two Seasons/Patriots History

Player	Seasons	Sacks
Garin Veris	1985-86	21.0 (10.0, 11.0)
Chris Slade	1993-94	18.5 (9.0, 9.5)
Chandler Jones 2012-13		17.5 (6.0, 11.5)
Willie McGinest	1994-95	15.5 (4.5, 11)

JONES HAS FORCED THREE FUMBLES ON SACKS

Jones had three forced fumbles in 2012. Jones forced a fumble on a sack at Tennessee (9/9/12), vs. Arizona (9/16/12) and at Seattle (10/14/12).

JONES NAMED AFC DEFENSIVE PLAYER OF THE MONTH FOR NOVEMBER

Jones was named AFC Defensive Player of the Month for November by the National Football League. It is the first time in his career that he has received the honor. Jones registered 16 total tackles and four sacks in the team's three November games to push his season total to 10 ½ sacks. The Patriots have now had a player finish with 10 or more sacks in a season 15 times. Jones has 16 ½ sacks (6 in 2012 and 10 ½ in 2013) in his first two NFL seasons, which ranks third in team history for most sacks in a player's first two seasons. Garin Veris had 21 and Chris Slade had 18 ½. Jones is the first Patriots player to earn an AFC Defensive Player of the Month honor since S Eugene Wilson was named AFC Defensive Player of the Month for September in 2004.



DT CHRIS JONES

THIRD TEAM IS A CHARM FOR CHRIS JONES

Chris Jones had an early introduction to failure in the NFL. Taken behind 37 other defensive linemen in the 2013 NFL Draft, the rookie defensive tackle was cut by two teams over a span of just 11 days. After selecting him in the 6th round with the 198th overall pick, the Houston Texans cut Jones on Aug. 31. Jones signed with the Tampa Bay Buccaneers on Sept. 1 but lasted only ten days, as the Buccaneers released him on September 10. Rather than be deterred by these early disappointments, however, Jones maintained a positive outlook when he signed with the Patriots on September 11, and it has paid off in a big way. Thrust into a starting role after key injuries to the defensive line, Jones finished his rookie season with six sacks. Jones' sudden success may come as a surprise to some, but not to Dave Clawson, Jones' college coach at Bowling Green. Jones was part of Clawson's first recruiting class and blossomed into an All-American and two-time captain for the Falcons. "It's hard to talk about Chris without getting a little bit emotional," Clawson told the *Boston Herald*, "because he was that special of a player and person in our program."



DB DEVIN MCCOURTY

DOUBLE TROUBLE: CB DEVIN MCCOURTY

After being selected by the Patriots in the first round of the 2010 NFL Draft, DB Devin McCourty became part of a select group in league history. McCourty's identical twin brother, Jason, is a cornerback with Tennessee, selected in the sixth round of the 2009 NFL Draft. The two are the 12th set of twins to play in the NFL. Devin redshirted for the 2005 season and therefore was a year behind his brother in eligibility. McCourty is the second twin to suit up for the Patriots, after CB Kato Serwanga was a member of the team from 1998-2000. His twin brother, Wasswa, played for San Francisco and Minnesota from 1999-2001. According to McCourty's mother, the two can only be told apart by tiny scars on their faces left by chickenpox. The McCourty twins are one of three active sets of twins playing in the NFL.

Current Twins Playing in the NFL

Devin (NE) and Jason McCourty (TEN)

Pat (ARI) and Paul McQuistan (SEA)

Maurkice (PIT) and Mike Pouncey (MIA)

MCCOURTY REGISTERS SECOND CAREER TWO-INTERCEPTION GAME AT BUFFALO IN 2012

Devin McCourty had his second career two-interception game in the win at Buffalo on Sept. 30, 2012. He had his first interception of the 2012 season when he picked off a Ryan Fitzpatrick pass at the Buffalo 42-yard line in the first quarter. He picked off his second pass in the fourth quarter. It is McCourty's second career two-interception game. He had his first two-interception game at Detroit on Nov. 25, 2010. The Patriots are 9-0 when McCourty has at least one interception in a game.

MCCOURTY HAD A 104-YARD KICKOFF RETURN FOR A TOUCHDOWN; SECOND LONGEST IN TEAM HISTORY

Devin McCourty had a 104-yard kickoff return for a touchdown in the first quarter vs. the Jets (10/21/12), the second longest kickoff return in team history. Ellis Hobbs has the longest in team history with a 108-yard return for a touchdown at the New York Jets on Sept. 9, 2007. McCourty was named AFC Special Teams Player of the Week for his performance.

Longest Kickoff return in Patriots History

Ellis Hobbs 108TD at New York Jets (09-09-07)

Devin McCourty 104TD vs. New York Jets (10-21-12)

MCCOURTY HAD THREE END ZONE PICKS IN 2012

Devin McCourty picked off Colin Kaepernick in the end zone in the third quarter vs. San Francisco (12/16/12). It was his third pick in the end zone in 2012. McCourty picked off Matt Schaub vs. Houston on Dec. 10, 2012 in the first quarter. McCourty picked off Ryan Fitzpatrick in the end zone in the fourth quarter vs. Buffalo on Nov. 11, 2012. It is the fourth time in 2012 that the Patriots have intercepted a pass in the end zone. Rookie Tavon Wilson had an interception in the end zone at Tennessee on Sept. 9 in the second quarter.



PATRIOTS DEFENSIVE NOTES



DE ROB NINKOVICH

NINKOVICH LEADS NFL OVER LAST FOUR SEASONS WITH 11 FUMBLE RECOVERIES

Ninkovich has more opponent fumble recoveries (11) over the last four seasons (2010-2013) than any other NFL player. Chicago's Brian Urlacher (retired) and Vince Wilfork are second during that time with seven opponent fumble recoveries.



NINKOVICH: WHERE DID HE COME FROM?

Rob Ninkovich's journey to the Patriots was not easy. He entered the league as a fifth-round pick by the Saints in 2006 and was waived four times by New Orleans and Miami before landing in New England on Aug. 2, 2009. He spent the 2009 offseason trying to make the New Orleans team as a long snapper. Before coming to the Patriots, he had appeared in just eight games over three seasons. He doubled that total in his first year in New England, appearing in 15 games in 2009 and his role on the team has grown since, earning a starting role at linebacker in 2010 and 2011 before moving to a starting role on the defensive line in 2011.

NINKOVICH TIED CAREER-HIGH IN SACKS IN 2013

Ninkovich tied a career-high with 8.0 sacks in 2013. He also had 8.0 sacks in 2012.

NINKOVICH SCORED AS A TE IN COLLEGE

Ninkovich played some at tight end in college at Purdue and caught two touchdown passes with a 2-yard touchdown pass from Dallas QB Kyle Orton and a 1-yard touchdown pass from New York Giants QB Curtis Painter.



DB LOGAN RYAN AND DB DURON HARMON

RUTGERS CLASSMATES LOGAN RYAN AND DURON HARMON REUNITE IN NEW ENGLAND

Rookie defensive backs Logan Ryan and Duron Harmon are used to learning a new system together. Four years ago, Ryan and Harmon began their college football careers together as members of the same recruiting class at Rutgers University and developed a close friendship during their four years in Piscataway, N.J. As fate would have it, Ryan and Harmon would begin their NFL journeys together as well when the Patriots selected the two defensive backs just eight picks apart in the third round of the 2013 NFL Draft. Reunited once again, the former Scarlet Knights are excited and eager to make their mark, just as they did four years ago at Rutgers. "We talked before the draft and said how good it would be to play on the same team again, and for it to happen again, it's exciting and it's a blessing," Harmon told the *Boston Globe*. "It's great [we're contributing], because at the end of the day you want to play, and to contribute to a team like this, it's fun."

RYAN RETURNS FIRST PICK FOR A TOUCHDOWN

Ryan returned his first NFL interception 79 yards for a touchdown in the first quarter at the New York Jets on Oct. 20, 2013. The last Patriots player to return their first career interception for a touchdown was Kyle Arrington in 2010 against the Green Bay Packers, when he took back a Matt Flynn pass 36 yards for a touchdown. The last rookie Patriots player to return their first career interception for a touchdown was James Sanders in 2005:

Patriots Players to Return Their First Career INT for a TD

Season	Player	INT TD Yds
2013	Logan Ryan	79
2010	Gary Guyton	59
2010	Kyle Arrington	36
2005	James Sanders	39
2003	Asante Samuel	55
1999	Andy Katzenmoyer	59
1996	Willie McGinest	46
1992	Chris Singleton	82
1967	John Charles	35
1963	Jim Hunt	78
1961	Don Webb	27

RYAN'S FIRST NFL SACK RESULTS IN A FORCED FUMBLE

Ryan forced a fumble on his first NFL sack vs. Miami on Oct. 27, a week after returning his first career interception for a touchdown. Ryan strip-sacked Ryan Tannehill, forcing a fumble on a 10-yard sack that was recovered by Rob Ninkovich to give the Patriots possession at the Dolphins' 13-yard line in the third quarter. The play set up a 3-play, 13-yard drive that ended in Brandon Bolden's 2-yard touchdown run that tied the game at 17 in the third quarter. The play marked the second time in as many weeks that a Ryan turnover has led to Patriots points. Last week against the New York Jets, Ryan scored on a 79-yard interception return for a touchdown.

LOGAN RYAN TIES FOR AFC LEAD IN INTERCEPTIONS AND IS FIRST AMONG ROOKIES IN 2013

Logan Ryan led all rookies in interceptions this year and finished tied with Cleveland's Tashaun Gibson and Tennessee's Alterraun Verner for the AFC lead, marking the fourth straight year a Patriots rookie has been in the top two among all NFL rookies in interceptions. Tavon Wilson (4) was second in 2012, Sterling Moore (2) was second in 2011 and Devin McCourty (7) made the Pro Bowl after leading all rookies in 2010. In 2009, Darius Butler finished one shy of second place with three interceptions. This is also the second straight year the Patriots have finished first in team interceptions by rookies, after tying with Green Bay in 2012 with 7 (Tavon Wilson, 4 and Alfonzo Dennard, 3) and leading this year with 7 (Logan Ryan, 5 and Duron Harmon, 2).

2013

5 Logan Ryan, NE
4 Kiko Alonso, BUF
4 Eric Reid, SF

2012

6 Casey Hayward, GB
4 Janoris Jenkins, STL
4 Tavon Wilson, NE

2011

4 Richard Sherman, SEA
2 Marcus Gilchrist, SD
2 Joe Lefeged, IND
2 Sterling Moore, NE
2 Patrick Peterson, ARI
2 Jimmy Smith, BAL

2010

7 Devin McCourty, NE
6 Joe Haden, CLE



PATRIOTS DEFENSIVE NOTES



LB BRANDON SPIKES

SPIKES IS A THROWBACK

Spiques, who patterns his style of play after Hall of Fame linebacker Dick Butkus, shared his feelings on modeling his game after old-school linebackers. "My thing is, when I'm done with this game, I want the older guys when they watch to say, 'He's playing the position the right way.' It's just a point of respect from me to them." Spiques' passion and energy are apparent when he plays the game. Said former Patriots safety Rodney Harrison in a recent interview with the *Boston Herald*: "You can see how much he loves it, how he enjoys being physical. He's an intimidator. He's got that fight in him. He's going to hit you and you're going to feel it."



SPIKES GOES OVER 100 TACKLES FOR SECOND STRAIGHT SEASON

Spiques had 10 or more tackles in six games and finished with a career-high 128 tackles in 2012. He has five 10-tackle games in 2013 and went over 100 tackles for the second straight season with 134 total tackles

SPIKES SETS CAREER HIGH WITH 22 TACKLES

Spiques set a career-high with 22 total tackles at Cincinnati on Oct. 6, 2013. His previous best was 16 tackles at the New York Jets on Nov. 22, 2012. It is the highest tackle total for a Patriots player since Jerod Mayo had 23 total tackles vs. the New York Jets on Nov. 13, 2008.

Spiques has five games so far in 2013 with 10 or more tackles – 10 vs. Tampa Bay, 22 at Cincinnati, 17 at New York Jets, 12 vs. Miami and 14 vs. Denver.

PATRIOTS HAVE TWO PLAYERS WITH 100 TACKLE SEASONS

Brandon Spiques and Dont'a Hightower both went over 100 tackles in 2013. It is the sixth time in the Bill Belichick era that two players have recorded 100 tackles and the second straight season that they have done so.

Belichick Era Multiple 100+ Tacklers

2013

Brandon Spiques – 134
Dont'a Hightower - 137

2012

Jerod Mayo – 184
Brandon Spiques – 128

2003

Rodney Harrison - 140
Tedy Bruschi – 137
Roman Phifer - 133

2006

Tedy Bruschi – 124
Ty Warren – 117
Mike Vrabel – 101

2000

Lawyer Milloy - 121
Tedy Bruschi - 105

2004

Rodney Harrison – 138
Tedy Bruschi – 128
Ted Johnson – 112



DB AQIB TALIB

AQIB TALIB HAS A NOSE FOR THE BALL

Aqib Talib has been one of the most prolific cornerbacks in the NFL at intercepting opposing quarterbacks and returning those interceptions for touchdowns during his NFL career. Since 2009, Talib is tied for seventh in the NFL with 19 interceptions, and is tied for fourth in the league with 4 INT touchdowns:

AQIB TALIB HAS A NOSE FOR THE BALL (CONTINUED)

NFL Leaders in Interceptions (since 2009):

NFL RANK	PLAYER	GAMES PLAYED	INT	PASSES DEFENSED
1	Asante Samuel	67	25	60
2	Jairus Byrd	73	22	33
3t	DeAngelo Hall	77	21	68
3t	Ed Reed	68	21	48
5t	Charles Woodson	70	20	56
5t	Richard Sherman	48	20	57
7t	Aqib Talib	62	19	60
7t	Tramon Williams	79	19	84

NFL Leaders in INT Returns for TDs (since 2009):

NFL RANK	PLAYER	GAMES	INT	INT TDS
1	Charles Tillman	71	16	6
2t	Charles Woodson	70	20	5
2t	Captain Munnerlyn	77	7	5
4t	Aqib Talib	62	19	4
4t	Darius Butler	69	11	4
4t	D. Rodgers-Cromartie	76	15	4

Additionally, Talib has excelled in the category of interception-to-touch ratio, which measures the number of times a defender registers a pass defended against the number of times he records an interception. Over the past five seasons, Talib has registered an interception 31.7% of the time he touches the ball, good for fourth best in the NFL over that same time period. Only Asante Samuel, Charles Woodson and Richard Sherman have intercepted the ball at a higher rate (41.7%, 35.7%, 35.1%) than Talib:

NFL Leaders in Pct. of INT-to-Touch Ratio (since 2009):

NFL RANK	PLAYER	TOTAL TOUCHES	TOTAL INTS	INT-TOUCH RATIO
1	Asante Samuel	60	25	41.7%
2	Charles Woodson	56	20	35.7%
3	Richard Sherman	57	20	35.1%
4	Aqib Talib	60	19	31.7%
5	DeAngelo Hall	68	21	30.9%
6	Tim Jennings	61	18	29.5%
7	Devin McCourty	52	15	28.8%



DL JOE VELLANO

JOE VELLANO IS ONE OF FOUR FATHER-SON DUOS TO BE NAMED ALL-AMERICANS AT THE SAME DIVISION 1 SCHOOL

Joe Vellano and his father, Paul, are one of only four father-son duos to be named All-Americans at the same Division 1 school. Paul Vellano was drafted in the 14th round of the 1974 NFL Draft by the Chicago Bears and played in the World League in 1974 and 1975 for the Florida Blazers in 1974 and then with the San Antonio Wings in 1975 when the franchise relocated there.

Father/Son Duo School

Paul and Joe Vellano Maryland

Eli and Archie Manning Mississippi
Kevin and Drew Butler Georgia
Lee and Travis McGriff Florida



PATRIOTS SPECIAL TEAMS NOTES



K STEPHEN GOSTKOWSKI

GOSTKOWSKI LED NFL IN 2013 WITH 158 POINTS

Stephen Gostkowski finished first in the NFL in 2013 with 158 total points, a single-season career-high and a Patriots team record. His previous best was 153 points in 2012. Gostkowski surpassed the 155 total points scored by Gino Cappelletti in 1964.

Patriots Record for Most Points in a Season

158 Stephen Gostkowski, 2013

155 Gino Cappelletti, 1964 (includes 7 TDs)

153 Stephen Gostkowski, 2012

148 Stephen Gostkowski, 2008

147 Gino Cappelletti, 1961

143 Stephen Gostkowski, 2011

NFL Record for Most Points by a Kicker

166 David Akers (San Francisco) in 2011

164 Gary Anderson (Minnesota) in 1998


163 Jeff Wilkins (St. Louis) in 2003

161 Mark Moseley (Washington) in 1983

158 Stephen Gostkowski (New England) in 2013

157 Mike Vanderjagt (Indianapolis) in 2003

153 Stephen Gostkowski (New England) in 2012



GOSTKOWSKI IS ONE OF JUST FIVE PLAYERS TO LEAD LEAGUE IN SCORING FOR AT LEAST THREE SEASONS

Gostkowski led the NFL with 158 total points in 2013, topping Denver's Matt Prater's total of 150. Gostkowski led the NFL in scoring in 2008 with 148 points and in 2012 with 153 points and with his NFL-leading 158 points in 2013 he is one of five players to lead the NFL in scoring for at least three seasons.

NFL Record for Most Seasons Leading the League in Scoring

5 Don Hutson Green Bay (1940-44)

5 Gino Cappelletti Patriots (1961, 1963-66)

3 Stephen Gostkowski (2008, 2012, 2013)

3 Earl Clark, Portsmouth (1932), Detroit (1935-36)

3 Pat Harder, Chicago Cardinals (1947-49)

3 Paul Hornung, Green Bay (1959-61)

GOSTKOWSKI BREAKS HIS OWN TEAM RECORD FOR MOST FIELD GOALS IN A SEASON IN 2013

Gostkowski tied for the NFL lead with Baltimore's Justin Tucker with 38 field goals in 2013. Gostkowski 38 field goals broke his own franchise record for most field goals in a season. He originally set the franchise record with 38 field goals in 2008.

Most Field Goals Made in a Season/Patriots

Player	Field Goals	Year
Stephen Gostkowski	38	2013
Stephen Gostkowski	36	2008
Tony Franklin	32	1986
Adam Vinatieri	31	2004
Adam Vinatieri	31	1998

GOSTKOWSKI HAD SECOND BEST FIELD GOAL PERCENTAGE IN A SEASON IN 2013

Gostkowski made 38-of-41 field goal attempts for a 92.7 field goal percentage in 2013, the second-best percentage for a single season in team history.

PATRIOTS BEST FIELD GOAL PCT./SEASON (Minimum 50 Attempts)

Player	Years	FGM	FGA	Pct.
Adam Vinatieri	2004	31	33	.939
Stephen Gostkowski	2013	38	41	.927
Stephen Gostkowski	2008	36	40	.900
Adam Vinatieri	2002	27	30	.900

EVEN STEPHEN

Since joining the Patriots as a fourth-round draft choice in 2006, Gostkowski has connected on 85.6 percent of his regular-season field goal attempts (208-for-243), achieving the best field goal percentage in Patriots history.

PATRIOTS ALL-TIME LEADERS / FIELD GOAL PCT. (Minimum 50 Attempts)

Player	Years	FGM	FGA	Pct.
Stephen Gostkowski	2006-13	208	243	.856
Adam Vinatieri	1996-05	263	321	.819
Matt Bahr	1993-95	55	72	.764

GOSTKOWSKI BECOMES THIRD PATRIOTS PLAYER TO REACH 1,000 POINTS

Gostkowski became the third Patriots player to reach 1,000 points when he reached the milestone at Baltimore on Dec. 22, 2013.

Most Points/ Patriots History

Player	Points
Adam Vinatieri (1996-05)	1,158
Gino Cappelletti (1960-70)	1,130
Stephen Gostkowski (2006-13)	1,023
John Smith (1974-83)	692

GOSTKOWSKI REACHES 1,000 POINTS IN HIS 119TH GAME

Stephen Gostkowski (1,023) reached the 1,000 point mark in only his 119th career game. He is the only kicker in NFL history to reach 1,000 career points in less than 120 career games played. The kickers who needed the next fewest games to reach the century mark are Mike Vanderjagt (126), Jason Elam (132), Ryan Longwell (136) and Jan Stenerud (136):

Kickers to Reach 1,000 Points in Fewest Games:

Player	Points	Games
Stephen Gostkowski	1,009	119
Mike Vanderjagt	1,004	126
Jason Elam	1,003	132
Ryan Longwell	1,002	136
Jan Stenerud	1,002	136

GOSTKOWSKI FIFTH- BEST EVER IN FG PCT.

Stephen Gostkowski's 85.6 field goal percentage is fifth-best among NFL kickers all-time.

Player	Years	FGM	FGA	Pct.
Mike Vanderjagt	1998-06	230	266	86.5
Nate Kaeding	2004-12	181	210	86.2
Robbie Gould	2005-13	234	272	86.0
Rob Bironas	2005-13	239	279	85.7
Stephen Gostkowski	2006-13	208	243	85.6
Shayne Graham	2001-13	247	289	85.5
Matt Bryant	2002-13	257	303	84.8
Phil Dawson	1999-13	231	337	84.5

GOSTKOWSKI IS FIRST PATRIOTS PLAYER TO KICK TWO 50-YARD FIELD GOALS IN THE SAME GAME

Gostkowski drilled a 51-yard field goal in the third quarter and a 53-yarder in the fourth quarter vs. Arizona on Sept. 16, 2012 and then connected on two 53-yard field goals at Houston on Dec. 1, 2013. He is the first Patriots player to have two 50-yard field goals in the same game.

GOSTKOWSKI KICKS A CAREER-LONG 54-YARD FIELD GOAL VS. NEW ORLEANS

Gostkowski connected on a career-long 54-yard field goal in the third quarter vs. New Orleans (10/13/13). His previous long was a 53-yard field goal, which he has done five times – vs. Tampa Bay (9/22/13), vs. Arizona (9/16/12), at Denver (10/11/09) and two times at Houston (12/01/13).



PATRIOTS SPECIAL TEAMS NOTES

GOSTKOWSKI HAS MOST 50-YARD FIELD GOALS IN TEAM HISTORY

Gostkowski is now 12-of-16 from 50 yards or more as a member of the Patriots and has the most 50-yard field goals in New England history.

Patriots Record for Most 50 Yard Field Goals

Player	Years	FGM	FGA	Pct.
Stephen Gostkowski	2006-13	12	16	75.0
Adam Vinatieri	1996-2005	8	17	47.1
Tony Franklin	1984-87	3	6	50.0

GOSTKOWSKI HAS MOST 50-YARD FIELD GOALS MADE IN A SEASON FOR THE PATRIOTS

Gostkowski is 5-of-6 on 50 yard field goals in 2013. The five field goals of 50 or more yards are the most by a Patriots player in a single season. Matt Bahr (2 in 1995), Greg Davis (2 in 1989), Tony Franklin (2 in 1985), Adam Vinatieri (2 in 1998) and Gostkowski (2 in 2009 and 2012) had two in a season. The NFL record for most successful 50 yard field goals in a season is 10 by Blair Walsh in 2012 with Minnesota.

GOSTKOWSKI REACHED 200 FIELD GOALS

Stephen Gostkowski's 50-yard field goal in the fourth quarter vs. Cleveland on Dec. 8, 2013 was his 200th field goal for the Patriots, joining Adam Vinatieri (262) as the only players in Patriots history with 200 or more field goals. Gostkowski now has 208 career field goals.

GOSTKOWSKI NAMED AFC SPECIAL TEAMS PLAYER OF THE MONTH FOR OCTOBER IN 2013

Gostkowski was named AFC Special Teams Player of the Month for October by the National Football League. It is the second time in his career that he has received the AFC Special Teams Player of the Month honor. He received the award for the first time for the month of October in 2008. Gostkowski was a perfect 9-of-9 on field goal attempts in the month of October, including a career-long of 54 yards in the 30-27 win vs. New Orleans on Oct. 13. He totaled 36 of the Patriots' 90 points for the month.

GOSTKOWSKI CLUTCH IN THE FOURTH QUARTER

Gostkowski extended his streak to 24 straight fourth quarter field goals with a 35-yard field goal in the fourth quarter vs. Buffalo on Dec. 29, 2013. For his career, Gostkowski is 63-of-65 on field goals in the fourth quarter.

GOSTKOWSKI SETS TEAM MARK BY SCORING IN HIS 107th CONSECUTIVE GAME

Gostkowski has now scored at least one point in 107 games, a franchise record. He broke a tie with Adam Vinatieri and John Smith for the all-time lead with 102 consecutive games scoring in the win vs. Denver on Nov. 24, 2013.

Patriots Record for Most Consecutive Games Scored

107 Stephen Gostkowski (12/17/06- present)

101 Adam Vinatieri (11/24/96-12/29/02)

101 John Smith (09/28/75-10/02/80)

GOSTKOWSKI HAS FIVE CAREER GAME-WINNING FIELD GOALS

Stephen Gostkowski hit a game-winning 53-yard field goal with 3:12 remaining in regulation to cap the Patriots' 34-31 comeback win at Houston on Dec. 1, 2013. The game-winner was the fifth of Gostkowski's regular-season career (he has one in the playoffs). The game-winner vs. Denver on Nov. 24, 2013 was Gostkowski's second career overtime game winner, joining his winning boot against Baltimore at Gillette Stadium on Oct. 17, 2010 (which also came with 1:56 remaining in overtime).

GOSTKOWSKI'S CAREER GAME-WINNING FIELD GOALS

TIME LEFT	DISTANCE	FINAL SCORE	OPP	DATE
3:12 4 th	53	34-31	HOU	12/01/2013
1:56, OT	31	34-31	DEN	11/24/2013
0:05, 4 th	35	23-21	BUF	09/08/2013
1:56, OT	35	23-20	BAL	10/17/2010
1:10, 4 th	31	24-21	SD	01/14/2007*

GOSTKOWSKI IS FOURTH IN NFL HISTORY FOR MOST CONSECUTIVE EXTRA POINTS

Stephen Gostkowski is fourth in the NFL for most consecutive extra points in NFL history.

Most Consecutive (Kicking) Points After Touchdown

422 Matt Stover, Baltimore, 1996-2008; Indianapolis, 2009

371 Jason Elam, Denver, 1993-2002

371 Jeff Wilkins, St. Louis, 1999-2007

360 Stephen Gostkowski, New England, 2006-present

359 Jay Feely, Atlanta, 2002-04; N.Y. Giants, 2005-06; Miami, 2007; N.Y. Jets, 2008-09; Arizona, 2010-present



PATRIOTS REFERENCE NOTES

PATRIOTS HAVE THE MOST RUSHING TOUCHDOWNS IN THE NFL SINCE 2003

The Patriots rushed for 25 touchdowns as a team in 2012, the highest total in the NFL and the second-highest single-season total in franchise history behind the 1978 Patriots (30 touchdowns). Yet last year's success in the run game was no aberration. As of the end of the 2013 regular season, the Patriots have more regular season rushing touchdowns than any other NFL team over the last 10 years. Since 2003, the Patriots are one of only two teams (San Diego Chargers) to average more than one rushing touchdown per game, with 198 scores in 176 games. The ground game kept up its torrid pace this season, finishing first in the AFC with 19 rushing touchdowns in 16 games.

Rushing Touchdowns Since 2003 (Regular Season)

New England.....198

San Diego.....190

Minnesota.....174

Kansas City.....173

Carolina.....166

N.Y. Giants166

ANNUAL ACHIEVEMENTS

The Patriots won more than half of their games for the 13th straight year after reaching nine wins with the 34-31 win at Houston on Dec. 1, 2013. They are the first team to win more than half of their games in 13 straight seasons since free agency began in 1993. The Patriots are the third team to win more than half of their games in 13 straight seasons since the 1970 AFL-NFL merger, joining the 49ers (16 straight from 1983-1998) and the Cowboys (16 straight from 1970-1985).

MOST CONSECUTIVE WINNING SEASONS (since 1970 merger)

San Francisco (1983-98).....16

Dallas (1970-85).....16

New England (2001-13).....13

Oakland (1970-80).....11

MOST CONSECUTIVE WINNING SEASONS ALL-TIME

Dallas (1966-85).....20

San Francisco (1983-98).....16

Oakland (1965-80).....16

Chicago (1930-44).....15

Green Bay (1934-47).....14

New England (2001-13).....13

Cleveland (1957-69).....13

PATRIOTS HAVE THE MOST 9+ WIN SEASONS SINCE 2001

The Patriots are the only team in the NFL to have recorded nine or more wins in each of the last 13 seasons.

MOST SEASONS OF 9+ WINS SINCE 2001

New England.....13

Indianapolis11

Baltimore.....9

Green Bay.....9

Pittsburgh.....9

Philadelphia9

PATRIOTS WIN 10 FOR THE 11th STRAIGHT YEAR

New England has reached at least 10 regular-season wins for 11 consecutive seasons, joining San Francisco (16) as the only teams to accomplish the feat.

Team	Years	Consecutive Seasons with 10+ Wins
San Francisco	1983-1998	16
New England	2003-present	11
Indianapolis	2002-2010	9

PATRIOTS FORCE TURNOVERS

The Patriots lead the NFL with a +156 turnover margin since the 1994 season. The Patriots finished first in the NFL with a +25 turnover margin in 2012.

NFL TURNOVER MARGIN SINCE 1994

Rank	Team	Turnover Margin
1.	New England	+156
2.	Kansas City	+96
3.	Green Bay	+75

PATRIOTS LED THE AFC IN TURNOVER RATIO AND TAKEAWAYS IN 2010, 2011 AND 2012

The Patriots have led the AFC in turnover ratio and total takeaways in each of the last three seasons (2010-2012). The Patriots led the NFL in turnover ratio in 2010 and 2012 and finished second in the NFL in total takeaways in 2012 and 2010. The Patriots finished third in the AFC with +9 turnover ratio in 2013.

Year	Turnover Ratio	Total Takeaways
2010	+25	41
2011	+17	34
2012	+28	38

WHAT'S THE POINT?

During the past 14 seasons, the Patriots defense has always ranked higher in fewest points allowed than in yards allowed except for 2007 when both ranked fourth. The Patriots finished 10th in the NFL with 22.1 points allowed per game in 2013.

	Avg. Points Allowed	Avg. Yds Allowed
2013	21.1 (10)	373.1 (26)
2012	20.7 (9t)	373.3 (25)
2011	21.4 (15)	411.1 (31)
2010	19.6 (8)	365.5 (25)
2009	17.8 (5)	320.2 (11)
2008	19.3 (8)	309.0 (10)
2007	17.1 (4)	288.3 (4)
2006	14.8 (2)	294.4 (6)
2005	21.1 (17)	330.2 (26)
2004	16.3 (2t)	310.6 (9)
2003	14.9 (1)	291.6 (7)
2002	21.6 (17)	336.1 (23)
2001	17.0 (6)	334.5 (24)
2000	21.1 (17)	334.6 (20)

PATRIOTS SET THE NFL RECORD FOR MOST CONSECUTIVE GAMES AT .500 OR BETTER

The loss to Baltimore on Sept. 23, 2012 ended the Patriots run of 145 consecutive games at .500 or better, the longest such streak in NFL history. Dallas had the second longest streak ever with 115 games at .500 or better (1965-1974). At 1-2, the Patriots were under .500 for the first time since starting the 2003 season with an 0-1 record.

NFL'S BEST ROAD WARRIORS

Since the start of the 2000 season, the Patriots have the best regular-season road record at 73-39 (.652).

TEAM	RECORD	PCT.
New England	73-39	.652
Philadelphia	70-41-1	.629
Indianapolis	68-44	.607
Pittsburgh	64-48	.571

DIVISIONAL DOMINANCE I

The Patriots have the highest winning percentage in division games from November until the end of the season since 2002.

Team	W	L	T	Pct.
New England	32	8	0	.800
Indianapolis	33	10	0	.767
San Diego	31	11	0	.738
Pittsburgh	33	14	0	.702
Green Bay	32	14	1	.691



PATRIOTS REFERENCE NOTES

DIVISIONAL DOMINANCE II

The New England Patriots own a 63-17 (.788) record in regular season AFC East games since the beginning of the 2001 season, compiling the best intra-division record of any team in the NFL.

NFL'S TOP DIVISIONAL RECORDS SINCE 2001

Team	W	L	T	Pct.
New England Patriots	63	17	0	.788
Indianapolis Colts	57	23	0	.713
Green Bay Packers	56	23	1	.706
Pittsburgh Steelers	57	25	0	.695

AFC EAST DIVISIONAL RECORDS SINCE 2001

Team	W	L	T	Pct.	Div. Titles	Years
New England	63	17	0	.788	11	2001, 03-07, 09-13
New York Jets	39	41	0	.488	1	2002
Miami	33	47	0	.413	1	2008
Buffalo	26	54	0	.325	0	---

NOTES: The Indianapolis Colts were members of the AFC East in 2001 and compiled a 3-5 divisional record that season. In 2002, the Patriots and Jets both finished with a 9-7 overall record and a 4-2 divisional record, but the Jets claimed the division title by virtue of having a better record against common opponents. In 2008, the Patriots and Dolphins both finished with an 11-5 overall record and a 4-2 divisional record, but Miami qualified for the playoffs due to a better conference record (8-4 to 7-5).

PATRIOTS FINISH UNDEFEATED IN AFC EAST PLAY IN 2012

With the victory 28-0 victory over Miami on Dec. 30, 2012, the Patriots finished their slate of divisional games without a loss for the second time in team history. The Patriots were a perfect 6-0 in AFC East play in 2007. New England had just one loss in division play in 1986, 1997, 2003, 2004 and 2005, 2010 and 2011.

STRONG IN THE SECOND HALF

Since 2001, the Patriots have done a remarkable job of finishing the season strong, compiling an NFL-best 79-19 (.806) record in games on or after Thanksgiving.

PATRIOTS BEFORE AND AFTER THANKSGIVING SINCE 2001

Season	Pre-Thanksgiving	Post-Thanksgiving	Overall
2001	5-5 (.500)	9-0 (1.000)	14-5*
2002	6-5 (.545)	3-2 (.600)^	9-7
2003	9-2 (.818)	8-0 (1.000)	17-2*
2004	9-1 (.900)	8-1 (.889)	17-2*
2005	6-4 (.600)	5-3 (.625)	11-7*
2006	7-3 (.700)	7-2 (.777)	14-5*
2007	10-0 (1.000)	8-1 (.889)	18-1*
2008	7-4 (.636)	4-1 (.800)	11-5
2009	7-3 (.700)	3-4 (.429)	10-7*
2010	8-2 (.800)	6-1 (.857)^	14-3*
2011	7-3 (.700)	8-1 (.889)	15-4*
2012	7-3 (.700)	6-2 (.750)^	13-5
2013	8-3 (.727)	4-1 (1.000)	???
Totals	96-38 (.716)	79-19 (.806)	163-53

*-Includes playoffs ^Includes games played on Thanksgiving

BEST RECORDS IN GAMES PLAYED ON OR AFTER THANKSGIVING SINCE 2001

(Includes regular-season and playoff games)

Team	W	L	T	Pct.
New England	79	19	0	.806
Pittsburgh	63	30	0	.677
San Diego	53	30	0	.638
Green Bay	57	35	0	.619
Philadelphia	57	34	0	.619

PATRIOTS HAVE BEST HOME RECORD IN DECEMBER SINCE 2002

The Patriots lost a December game at Gillette Stadium for just the second time since the facility opened in 2002 after the San Francisco 49ers beat the Patriots 41-34 on Dec. 16, 2012. The Patriots are now 24-2 at home in December since Gillette Stadium opened in 2002. Prior to the 49ers game, the Patriots had won 20 straight at home in December. The only other time the Patriots lost a game at Gillette Stadium in December was a 30-17 defeat to the New York Jets on Dec. 22, 2002.

Team	W	L	T	Pct.
New England	24	2	0	.923
Green Bay	22	5	0	.815
Indianapolis	24	6	0	.800
Denver	17	6	0	.739
Philadelphia	17	8	0	.680

NFL'S TOP DECEMBER RECORD SINCE 2001

The Patriots have an NFL-best 49-7 record in the month of December since the 2001 season, including a 4-1 record in 2013.

Rk	Team	Record
1	New England Patriots	49-7
2	Philadelphia Eagles	40-17
3	Pittsburgh Steelers	39-18
4	Indianapolis Colts	39-19
5	Green Bay Packers	38-18
6	San Diego Chargers	38-21

The Patriots have finished undefeated in December seven times since 2001: (2001 - 4-0), (2003 - 4-0), (2005 - 4-0), (2007 - 5-0), (2008 - 4-0), (2010 -4-0) and (4-0-2011).

NFL'S BEST AT HOME

Since their state-of-the-art facility opened at the beginning of the 2002 season, the Patriots own the NFL's best record at home overall. The Patriots own an overall record of 81-15 (.844) at Gillette Stadium in regular season games and a 91-18 (.835) record including playoffs.

BEST HOME RECORDS SINCE 2002 (including playoffs)

Team	W	L	T	Pct.
New England	91	18	0	.835
Baltimore	75	25	0	.750
Indianapolis	79	27	0	.745
Pittsburgh	74	29	1	.716
Seattle	71	31	0	.696
Green Bay	69	34	1	.668
San Diego	65	36	0	.644
Denver	64	36	0	.640
Atlanta	62	38	0	.620

PATRIOTS ARE SHARP AT GILLETTE

The Patriots concluded a 20-game home winning streak with a 24-20 loss to the New York Giants on Nov. 6, 2011. It was the longest home win streak in team history. The Patriots own an overall record of 81-15 (.844) at Gillette Stadium in regular season games.


The teams with the highest winning percentage at a stadium since 1970 (minimum 25 games):

Team	Stadium	W-L-T	WIN PCT.
New England	Gillette Stadium	81-15	.844
Miami	Orange Bowl	101-22-1	.819
Minnesota	Metropolitan Stadium	64-23-1	.733
LA Rams	Memorial Coliseum	53-20-2	.726
Pittsburgh	Heinz Field	75-28-1	.726

LONGEST HOME WINNING STREAK / PATRIOTS HISTORY (REG. SEASON)

Streak	First Win	Last Win
20	Dec. 12, 2008	Oct. 16, 2011
18	Dec. 29, 2002	Sept. 8, 2005
12	Nov. 26, 2006	Sept. 7, 2008
10	Sept. 18, 1976	Oct. 30, 1977

FOUR PATRIOTS SELECTED TO NFL PRO BOWL SQUAD



Tom Brady
9th Selection



Logan Mankins
6th Selection



Matthew Slater
3rd Selection



Aqib Talib
1st Selection

Four members of the New England Patriots have been selected to the 2014 NFL Pro Bowl. Quarterback Tom Brady, G Logan Mankins, WR Matthew Slater (special teams) and CB Aqib Talib have been selected to represent the New England Patriots in the 2014 NFL Pro Bowl on Jan. 26, 2014 at Aloha Stadium in Hawaii.



Brady was named to the Pro Bowl for the ninth time, tying John Hannah (9) for the most Pro Bowls in Patriots history. It is his fifth consecutive selection to the Pro Bowl. He was voted to the Pro Bowl after each of the following seasons: 2001, 2004, 2005, 2007, 2009, 2010, 2011, 2012 and 2013. Brady finished the 2013 season with 4,343 passing yards, marking his third straight 4,000-yard season and his sixth 4,000 yard season of his career. He joins Dan Marino (6), Brett Favre (6), Drew Brees (8) and Peyton Manning (13) as the only NFL players to have at least six seasons with 4,000 passing yards. Brady also guided the Patriots to their 11th division title in 2013, the most division titles among any NFL quarterback.

Mankins was voted to his fifth consecutive Pro Bowl, as well, and his sixth overall. He went to his first Pro Bowl in 2007 when he became the first Patriots guard to earn a Pro Bowl selection since 1985 when Pro Football Hall of Famer John Hannah went to his ninth career Pro Bowl. The Fresno State product is in his ninth season with the Patriots since being selected in the first round (32nd overall) of the 2005 NFL Draft. Since entering the starting lineup in 2005, Mankins has helped New England finish in the top 10 on offense eight times, including a 7th ranked offense in 2013.

Slater earned his third consecutive Pro Bowl selection. A productive member of the Patriots special teams units since joining the squad as a fifth-round draft pick out of UCLA in 2008, Slater has become a leader after being voted special teams captain each of the last three years. He led the Patriots in special teams tackles for the past three seasons with 21 in 2010, 17 in 2011 and 20 in 2012. He finished the 2013 season ranked second on the team with 14 special teams tackles, despite missing four games due to injury.

Talib earned his first Pro Bowl selection this year. Talib forced three turnovers, including a pair of fourth-quarter interceptions, to help seal the Patriots 13-10 win over the AFC East rival New York Jets on Sept. 12. He defended a pass in the end zone on a fourth-down attempt in the final minute to secure the Patriots 30-23 win at Atlanta on Sept. 29. Talib also played a major role in holding New Orleans TE Jimmy Graham without a catch in the Patriots 30-27 win on Oct. 13. Graham entered that game averaging 118.6 receiving yards per game.

PATRIOTS KEY CONTRIBUTORS

OFFENSE

WR Danny Amendola (FA-STL, '13)

Amendola finished the regular season ranked second on the Patriots in receiving with 54 catches for 633 yards and two touchdowns, including a career-high 11.7 yards per catch ... Tallied a season-high 131 yards on 10 catches against the Dolphins in Week 15 ... It was his third 100-yard game this season and the second-highest receiving output of his career ... Caught a 1-yard touchdown pass from Tom Brady with 31 seconds remaining in the fourth quarter in Week 14 to give the Patriots a 27-26 comeback win over the Browns ... Scored his first touchdown in a Patriots uniform with a 34-yard reception in the team's Week 9 win over the Steelers ... Caught 10 passes for 104 yards and a season-high nine first downs in the season-opening 23-21 victory over the Bills.

This is Amendola's first career postseason game

LT Nate Solder (D1, '11)

Started at left tackle in 15 of 16 games this season ... Started in all 16 regular season games in 2012 at left tackle ... Also appeared in 16 games in 2011, making 13 starts – 11 at right tackle and two as a tackle-eligible tight end.

This is Solder's sixth career postseason game

LG Logan Mankins (D2, '05)

Made the switch to left tackle against the Ravens in Week 16, replacing the injured Nate Solder ... Has started all 129 regular-season games and all 15 postseason games in which he has appeared since joining the Patriots in 2005.

This is Mankins' 16th career postseason game

OL Ryan Wendell (FA-'08)

Started in all 16 games at center this season ... Led all NFL players in playing time in 2012 with 1,379 snaps in 16 games played ... Saw starting assignments at center and both guard positions before earning the starting center position in 2011 ... Made his NFL debut on special teams in the Patriots' season opener vs. Buffalo in 2009.

This is Wendell's eighth career postseason game

OL Dan Connolly (FA-'07)

Started in all 16 games at right guard this season ... Started in 14 regular season games in 2012 at right guard and also appeared at fullback in short yardage situations ... Took over as starting center after season-ending leg injury to Dan Koppen in the 2011 opener.

This is Connolly's 10th career postseason game

RT Marcus Cannon (D5a, '11)

Started in 6 games at right tackle this season after taking over for the injured Sebastian Vollmer in Week 9 ... Appeared in all 16 games in 2012 and made his first NFL start on Nov. 22 at the N.Y. Jets ... Played in seven games as a rookie in 2011 and appeared in all three postseason games.

This is Cannon's sixth career playoff game

WR Julian Edelman (D7a, '09)

Edelman led the Patriots in the regular season with 105 receptions for 1,056 yards and six touchdowns ... Joined Wes Welker and Troy Brown as the only Patriots to reach 100 receptions in a season ... Set a new career high with 139 receiving yards on 13 catches against the Dolphins in Week 15 ... Had 8 receptions for 93 yards and a 24-yard touchdown in the fourth quarter, giving him the most fourth-quarter receptions in a single game in the NFL this season ... Scored both of the team's 2-point conversion attempts this season. His 2-point conversion catch against the Browns in Week 14 was the first successful 2-point conversion for the Patriots since Week 17 of the 2011 regular season ... Has five career 100-yard games, four of which have come during this season.

This is Edelman's sixth career postseason game



TE Michael Hoomanawanui (FA-'12)

Hoomanawanui finished the season with 12 catches for 136 yards and one touchdown ... Caught his first touchdown in a Patriots uniform against the Dolphins in Week 15, making a one-handed highlight-reel grab on a 13-yard pass from Tom Brady in the second quarter ... Had a career-high 57 yards receiving on five catches in the Patriots Week 6 win over the Saints.

This is Hoomanawanui's third career postseason game

QB Tom Brady (D6, '00)

Brady finished the regular season ranked third in the AFC in passing with 4,343 yards on 380-of-628 passing with 25 touchdowns and 11 interceptions ... It is the sixth time he has thrown for over 4,000 yards in his career, tied for third-most all-time with Dan Marino and Brett Favre ... Secured his 11th AFC East Championship in a Week 16 win over the Ravens, giving him the most division championships of any quarterback in NFL history ... Is now tied with John Elway for third place all-time among NFL quarterbacks with 148 career wins ... Threw a game-winning touchdown pass to Danny Amendola with 31 seconds left in the fourth quarter against the Browns in Week 14. It was the sixth time in his career and second time this season he has thrown a game-winning pass in the final minute of a game ... Completed three touchdowns in the second half against the Broncos in Week 12 to erase a 24-point deficit in what was the biggest comeback in Patriots history ... Made his 185th start under head coach Bill Belichick in Week 11 against the Panthers, passing Dan Marino and Don Shula for the most starts by a quarterback under one head coach in NFL history ... Brady has won 17 career postseason games in his career, the most of any quarterback in NFL history. He leads all NFL quarterbacks with 5,949 postseason passing yards and 313 first downs in 24 career postseason games.

This is Brady's 25th career postseason game

Tom Brady in the Postseason

<u>G</u>	<u>W-L</u>	<u>Att</u>	<u>Com</u>	<u>Yds</u>	<u>Pct.</u>	<u>TD</u>	<u>INT</u>	<u>LG</u>
24	17-7	887	553	5,949	62.3	42	22	73

RB Stevan Ridley (D3a, '11)

Ridley led the Patriots in rushing for the second consecutive season, finishing the year with 773 yards and 7 touchdowns on 178 attempts ... Scored at least a touchdown in five consecutive games from Week 6 to Week 11, the second-longest consecutive touchdown streak of his career ... His seven rushing touchdowns on the season are tied with BenJarvus Green-Ellis and teammate LeGarrette Blount for 5th in the AFC ... Rushed for two touchdowns twice this season, both in Patriots wins ... Had 96 yards and two touchdowns in a Week 6 win over the Saints and a season-high 115 yards and two scores in a Week 9 win over the Steelers.

This is Ridley's sixth regular season game vs. the Bills

RB LeGarrette Blount (Tr-'13)

Blount finished the season 772 yards and a career-high 7 touchdowns on 153 carries ... Set a franchise record against the Bills in Week 17 with 334 all-purpose yards on 145 return yards and a career-high 189 rushing yards ... Scored on touchdown runs of 36 and 35 yards, giving him four touchdowns in his final two games and tying him with Stevan Ridley and BenJarvus Green-Ellis for 5th in the AFC in rushing touchdowns ... Had a 47-yard touchdown run in the fourth quarter of a Week 4 win over the Falcons, the longest touchdown run by the Patriots since LaMont Jordan's 49-yard score at Oakland on Dec. 14, 2008.

This is Blount's second regular season game vs. the Bills

RB Shane Vereen (D2b, '11)

Vereen finished third on the team with 47 receptions for 427 yards and 3 touchdowns ... Also added 208 yards and one touchdown on 44 rushing attempts, giving him a career-high 635 all-purpose yards on the season ... Set single-game franchise records for the most receptions and receiving yards by a running back in Week 14 with 12 catches for 153 yards in a win over the Browns, becoming just the fourth running back to have 150 yards receiving in a game in the past 10 years.

This is Vereen's fourth regular season game vs. the Bills

PATRIOTS KEY CONTRIBUTORS

DEFENSE

DE Chandler Jones (D1a, '12)

Jones finished the season with 11.5 sacks, tying him with Olivier Vernon for 3rd most in the AFC ... Has 17½ sacks in his first two seasons, the third-highest total in team history behind Garin Veris (21) and Chris Slade (18½) ... Was named AFC Defensive Player of the Month for the month of November, becoming the first Patriot to earn the honor since S Eugene Wilson in September of 2004 ... Recorded 16 tackles and 4 sacks in three November contests to earn the award. Ended the regular season with a career-high 82 tackles, including 58 solo stops.

This is Jones' third career postseason game

DT Chris Jones (FA-'13)

Jones appeared in 13 games during his rookie campaign and started the final 11 games of the season at defensive tackle ... Recorded 6.0 sacks in 13 games, finishing second in the NFL among rookies behind Lions DE Ezekiel Ansah (8) ... Had a career-high 10 tackles in a Week 12 win over the Broncos, the first double-digit tackle effort of his career ... Sacked Dolphins QB Ryan Tannehill for a loss of seven yards in Week 8 and later added a half-sack, the third time this season he had recorded multiple sacks. Jones also had multiple-sack games against the Jets in Week 7 and the Bengals in Week 5.

This is Jones' first career postseason game

DT Joe Vellano (UFA-'13)

Vellano appeared in all 16 games this season and made eight starts, seven at defensive tackle and one at left defensive end ... Recorded his second sack of the season in Week 15 when he dropped Dolphins QB Ryan Tannehill for a five-yard loss in the second quarter ... His first career sack came in a Week 4 win over the Falcons when he dropped Matt Ryan for a 13-yard loss in the 3rd quarter ... Recovered his first career fumble in Week 9 against the Steelers on a Rob Ninkovich strip sack of Ben Roethlisberger in the first quarter ... Both Vellano and his father, Paul, were All-Americans at Maryland, becoming just the fourth father-son combination to win All-American honors at the same school. The other three are Archie and Eli Manning (Mississippi), Kevin and Drew Butler (Georgia), and Lee and Travis McGriff (Florida).

This is Vellano's first career postseason game

DL Rob Ninkovich (FA-'09)

Ninkovich led all Patriots defensive linemen with 93 tackles (65 solo) in 16 games played this season ... Finished second on the team behind Chandler Jones with 8.0 sacks, tying his career high set in 2012 ... Led the team in Week 11 with two sacks of Cam Newton for seven yards, giving him at least one sack in three consecutive games ... Forced his second fumble of the season in Week 9 against the Steelers on a strip sack of QB Ben Roethlisberger on Pittsburgh's opening drive ... Recovered his second fumble of the season in Week 8 when he scooped up a Logan Ryan strip sack on the Patriot 13-yard line ... Has recovered 11 fumbles over the last four seasons, more than any other player in the NFL.



This is Ninkovich's eighth career postseason game

LB Brandon Spikes (D2c, '10)

Spikes finished second on the team behind Dont'a Hightower with a career-high 134 tackles, 78 of them solo ... Became the first Patriots player to reach 100 tackles on the season in Week 13 and now has at least 100 tackles in back-to-back seasons ... Recovered his first career fumble in the third quarter against Denver in Week 12 to set up the team's second touchdown of the game ... Spikes was a force in Week 5 against the Bengals, recording a career-high 22 tackles and a team-high 12 solo tackles. His 22 tackles were the most by a Patriot in a single game since 2008, when Jerod Mayo had 23 total tackles against the Jets in New York on Nov. 13.

This is Spikes' seventh career postseason game

LB Dont'a Hightower (D1b, '12)

Hightower became the first player other than Jerod Mayo to lead the team in tackles since 2007, recording a career-high 137 stops (85 solo) ... Hightower and Brandon Spikes each had over 100 tackles, the sixth time in the Belichick era that the Patriots have had two players with more than 100 tackles ... Led the team with 14 tackles, 10 of them solo, in a Week 14 win over the Browns, marking the fourth time this season Hightower had recorded double-digit tackles in a game and only the second time in his career that he had 10 or more solo stops ... His other 10-solo-tackle effort came against the Jets in Week 7, when he led the team with a career-high 16 total tackles (10 solo).

This is Hightower's third career postseason game

CB Aqib Talib (Tr-'12)

Talib led the team with 13 passes defended despite missing three games in the middle of the season due to injury ... Finished second on the team behind



CB Logan Ryan with four interceptions ... Limited Broncos WR Demaryius Thomas to a season-low 41 yards in a Week 12 win over the Broncos ... Held Saints TE Jimmy Graham to zero catches in a Week 6 win over the Saints before leaving the game with an injury in the second half. Graham was averaging 118.6 yards per game entering the contest ... Tied a career high with four passes defended in a Week 4 win over the Falcons, including a game-saving pass breakup on Roddy White in the end zone on Atlanta's final drive.

This is Talib's third career postseason game

DB Devin McCourty (D1, '10)

McCourty ended the regular season with 75 tackles (59 solo) in 15 games played at safety ... Forced a key fourth-quarter fumble against the Bengals in Week 5 when he stripped Giovanni Bernard at the NE 49-yard line. It was his second straight game with a forced fumble in the fourth quarter after he stripped Julio Jones in a Week 4 win over the Falcons ... Had back-to-back weeks with ten or more tackles when he made 12 stops (10 solo) against the Falcons in Week 4 and 11 tackles (9 solo) against the Bengals in Week 5.

This is McCourty's seventh career postseason game

S Steve Gregory (UFA-SD, '12)

Gregory led all Patriots defensive backs with 90 tackles (68 solo) in 14 games played this season ... Recorded double-digit tackles in a game for the first time in a Patriots uniform in Week 15, tallying a season-high 10 tackles, 8 of them solo, against the Dolphins ... Notched his third career sack in Week 17 against the Bills when he dropped QB Thad Lewis for no gain in the third quarter.

This is Gregory's 10th career postseason game

CB Kyle Arrington (UFA, '09)

Arrington tallied 60 tackles (45 solo) in 16 games played this season and was second on the team behind Aqib Talib (13) with 11 passes defended ... Recorded his second sack in as many games in Week 16 with a seven-yard drop of Joe Flacco in the second quarter ... Recovered Stephen Gostkowski's onside kick on Cleveland's 40-yard line with one minute remaining in Week 14 to set up the offense's game-winning drive ... Forced two fumbles in the Patriots' season-opening win over Buffalo, a career-high.

This is Arrington's eighth career postseason game

CB Alfonzo Dennard (D7a, '12)

Dennard recorded 42 tackles (34 solo) and eight passes defended in 13 games played this season ... Had a career-high nine tackles against the Dolphins in Week 8 ... Made a pair of key pass deflections against the Saints in Week 6, including a breakup on third-and-seven in the fourth quarter to hold the Saints to a field goal ... Recorded his first interception of 2013 in a Week 2 win over the Jets when he picked off a Geno Smith pass late in the fourth quarter.

This is Dennard's third career postseason game



THE TEAM OF THE DECADE

When Robert Kraft purchased the New England Patriots in 1994, few would have thought that 17 years later the franchise would be the undisputed team of the decade in the first decade of the new millennium. Kraft brought a winning vision to the organization and dedicated his resources to building a consistent winner. On Jan. 27, 2000, Kraft hired Bill Belichick to coach the team, and three months later the team drafted then-unheralded quarterback Tom Brady, putting the final pieces in place for the Patriots to become the most successful NFL team of the 2000s. Below is a look at the accomplishments of the Patriots during the first decade of the new millennium that earned the Patriots the "Team of the Decade" moniker.

THE PATRIOTS' UNMATCHED NFL SUCCESS FROM 2000-2009

Super Bowl Titles

New England	3
Pittsburgh.....	2
Baltimore.....	1
Indianapolis.....	1
New Orleans.....	1
N.Y. Giants.....	1
Tampa Bay.....	1

Conference Titles

New England	4
Indianapolis.....	2
N.Y. Giants.....	2
Pittsburgh.....	2
10 Teams	1

Division Titles

New England	7
Indianapolis.....	6
Philadelphia.....	5
Pittsburgh.....	5
San Diego.....	5

Note: The Patriots also finished tied for the division lead twice during the 2000s but lost the division title on tiebreakers in 2002 and 2008.

Playoff Wins

New England	14
Philadelphia.....	10
Pittsburgh.....	10
Indianapolis.....	9
Baltimore.....	8

Playoff Winning Percentage

Team	W	L	Pct.
New England	14	4	.777
New Orleans	5	2	.714
Pittsburgh	10	4	.714
Arizona	4	2	.667
Carolina	5	3	.625
Baltimore	8	5	.615

Playoff Games Played

New England	18
Philadelphia.....	18
Indianapolis.....	17
Pittsburgh.....	14
Baltimore.....	13
N.Y. Giants.....	11

Overall Wins

(Includes Regular Season and Playoffs)

New England	126
Indianapolis.....	124
Pittsburgh.....	113
Philadelphia.....	113
Baltimore.....	100

Overall Winning Percentage

(Includes Regular Season and Playoffs)

Team	W	L	T	Pct.
New England	126	52	0	.708
Indianapolis	124	53	0	.701
Pittsburgh	113	60	1	.652
Philadelphia	113	64	1	.638
Green Bay	98	71	0	.580

Most Victories in a Season (Inc. Playoffs), 2000-09

Team	Year	W
New England	2007	18
New England	2003	17
New England	2004	17
Baltimore	2000	16
St. Louis	2001	16
Pittsburgh	2004	16
Indianapolis	2006	16
Indianapolis	2009	16
New Orleans	2009	16

Most Victories in a Single Regular Season, 2000-09

Team	Year	W
New England	2007	16
Pittsburgh	2004	15
New England	2003	14
New England	2004	14
Indianapolis	2005	14
Indianapolis	2009	14
St. Louis	2001	14

Playoff Games Hosted

New England	9
Philadelphia	9
Pittsburgh.....	8
Indianapolis.....	8

Major Sports League Titles, 2000-09

Los Angeles Lakers	NBA	4
New England Patriots	NFL	3
San Antonio Spurs	NBA	3
Boston Red Sox	MLB	2
Detroit Red Wings	NHL	2
Houston Dynamo	MLS	2
Los Angeles Galaxy	MLS	2
New Jersey Devils	NHL	2
New York Yankees	MLB	2
Pittsburgh Steelers	NFL	2
San Jose Earthquakes	MLS	2

Major Sports Conference Titles, 2000-09

Los Angeles Lakers	NBA	6
New England Patriots	NFL	4
New England Revolution	MLS	4
Los Angeles Galaxy	MLS	4
New York Yankees	MLB	4
Detroit Red Wings	NHL	3
New Jersey Devils	NHL	3
San Antonio Spurs	NBA	3

Seasons of NFL Playoff Advancement

Philadelphia	7
New England	6
Pittsburgh.....	5
Baltimore.....	4
Indianapolis.....	4
Green Bay	3
Oakland.....	3
Seattle	3
New Orleans.....	3



PATRIOTS FOOTBALL NETWORK

The **Patriots Football Network** (PFN) is the full portfolio of media offerings from the three-time Super Bowl Champion New England Patriots. PFN provides Patriots content produced both in-house and with media partners spanning print, television, radio and the Internet.

PATRIOTS ALL ACCESS

T Emmy-Award winning Patriots All Access airs weekly throughout the season on WBZ, Channel 4 in Boston and regional affiliates. Patriots All Access features exclusive, behind-the-scenes access and in-depth weekly features on Patriots players and personnel. Hosted by WBZ's Steve Burton, the show features weekly sit-downs with Coach Bill Belichick, including the popular "Belestrator" segment where the coach breaks down upcoming opponents. Fridays at 7:00 p.m. and Sundays at 9:00 a.m. on **TV 38 in Boston; WNAC-TV in Providence**; Saturdays at 12:05 a.m. on **WMUR-TV in Manchester, N.H.** Saturdays at 5:00 a.m. on **WMTW-TV in Portland, Maine**; Saturdays at 5:00 p.m. on **WCTX-TV in Hartford, Conn.** Saturdays at 7:00 p.m. on **WFXQ-TV in Springfield, Mass.**; Sundays at 11:00 a.m. on **WVII-TV in Bangor, Maine**



TOTALLY PATRIOTS



Totally Patriots is a unique, one of a kind Patriots show aimed for the next generation of Patriots fans. This weekly, youth oriented football show allows school aged fans unprecedented access to their favorite players, enabling them to ask questions in a relaxed, informal setting. It airs on TV-38 on Saturday at morning 10 a.m.

PATRIOTS TODAY AND PATRIOTS THIS WEEK

PATRIOTS TODAY: Available daily at Patriots.com.

PATRIOTS THIS WEEK: Fridays 9:30 p.m. on Comcast Sports Net.

Patriots Today gives fans a daily, in-depth look at the club that is unmatched by any other outlet. Hosted by Jackie Brittain with daily reports from Brian Lowe and twice-weekly analysis from PFW's Paul Perillo. Patriots Today produces multiple segments each day during the season, with upwards of 45 minutes of up-to-the minute Patriots news, information and analysis throughout the day. Patriots Today is the only place fans can watch complete broadcasts of full-length press conferences on a daily basis, plus daily locker room uncut segments. Every Friday at 10:30 p.m. on Comcast Sports Net, Scott Zolak will bring you *Patriots This Week*, providing a thorough recap of each week's developments.

PATRIOTS.COM NEWS

Patriots.com features daily updates and exclusive content from the writers of *Patriots Football Weekly*, offering everything from breaking news to player features and the popular "Ask PFW" postings.

VIDEO

The first professional sports team website to offer streaming video provides Patriots fans with a variety of exclusive video content. Visitors can choose their channel and watch exclusive video from news to cheerleaders. Patriots.com also features video of every Patriots press conference, including postgame press conferences and Coach Belichick's weekday media updates.

AUDIO

Patriots Web Radio programming is available exclusively on Patriots.com beginning at noon each day, Monday through Friday. Kicking off the programming lineup is PFW In Progress, a daily online program that features candid commentary from the writers of *Patriots Football Weekly*. Following PFW In Progress is Patriots Playbook, hosted by John Rooke, featuring items from around the NFL. Fantasy Football Champs and Football Nation round out the Patriots.com radio lineup. Patriots.com also offers streaming audio of every Patriots press conference, as well as archives of Patriots.com Radio shows and exclusive podcasts.

PATRIOTS MONDAY ON WEEI

WEEI Sports Radio broadcasts Patriots Monday each week, offering fans unique insight and analysis from Coach Belichick and Tom Brady in addition to other Patriots players. WEEI will broadcast Patriots Monday live from Gillette Stadium each Monday, kicking off with Dennis & Callahan at 6:00 a.m.

PATRIOTS FRIDAY ON WAAF

WAAF broadcasts Patriots Friday each week, offering fans a look ahead at the weekend's game, match ups and rivalries. Various Patriots players will be featured on air.. WAAF will broadcast Patriots Fridays each week throughout the season with Greg Hill from the Hill-Man Morning Radio Show.

98.5 THE SPORTS HUB PATRIOTS RADIO NETWORK

A new era in Patriots Radio history began in 2009, with the move of the game broadcasts to 98.5 FM, Boston's Sports Hub. The transition to Boston's new all-sports radio station insures that Patriots fans will continue to hear every kick, block and tackle in stereo, and without static, in crystal-clear FM quality. Fans all over New England will be able to listen in to any of 37 stations on the Safety Insurance 98.5 The Sports Hub Patriots Radio Network, starting with Patriots Preview three hours before kickoff, and capped off with Patriots Postgame for three hours after the final gun.



FLAGSHIP STATION

98.5 FM Boston's Sports Hub

MASSACHUSETTS

WAQY	Springfield	102.1 FM
WBEC	Pittsfield	1420 AM
WPKZ	Fitchburg	1280 AM
WNAW	N. Adams	1230 AM
WBSM	New Bedford	1420 AM
WPVQ	Greenfield	95.3 FM
WSAR	Fall River	1480 AM
WWFX	Worcester	100.1 FM
WXTK	Hyannis	95.1 FM

NEW HAMPSHIRE

WNNH	Concord	99.1 FM
WSAK	Hampton	102.1 FM
WEMJ	Laconia	1490 AM
WLNH	Laconia	98.3 FM
WSHK	Portsmouth	105.3 FM
Wfnq	Nashua	106.3 FM
WPKQ	N. Conway	103.7 FM
WXXK	Lebanon	100.5 FM
WINQ	Keene	98.7 FM

RHODE ISLAND

WPRO	Providence	630 AM
WEAN	Providence	99.7 FM

NEW YORK

WUSP	Utica	95.5 FM
WUSP	Utica	1550 AM
WRCK	Utica	1480 AM

VERMONT

WBTN	Bennington	1370 AM
WRFK	Barre	107.1 FM
WKVT	Brattleboro	92.7 FM
WCPV	Burlington	101.3 FM
WEXP	Rutland	101.5 FM
WIKE	Newport	1490 AM
WSTJ	St Johnsbury	1340 AM

MAINE

WEBB	Augusta	98.5 FM
WEZQ	Bangor	92.9 FM
WBLM	Portland	102.9 FM

CONNECTICUT

WUCS	Hartford	97.9 FM
WINY	Putnam	1350 AM
WMOS	New London	102.3 FM



2013 FINAL OFFENSIVE STATISTICS

WON 12, LOST 4

09/08 W 23-21	at Buffalo
09/12 W 13-10	New York Jets
09/22 W 23- 3	Tampa Bay
09/29 W 30-23	at Atlanta
10/06 L 6-13	at Cincinnati
10/13 W 30-27	New Orleans
10/20 L 27-30 OT	at New York Jets
10/27 W 27-17	Miami
11/03 W 55-31	Pittsburgh
11/18 L 20-24	at Carolina
11/24 W 34-31 OT	Denver
12/01 W 34-31	at Houston
12/08 W 27-26	Cleveland
12/15 L 20-24	at Miami
12/22 W 41- 7	at Baltimore
12/29 W 34-20	Buffalo

	N.E.	Opp.
TOTAL FIRST DOWNS	378	338
Rushing	110	110
Passing	225	208
Penalty	43	20
3rd Down: Made/Att	83/221	98/232
3rd Down Pct.	37.6	42.2
4th Down: Made/Att	7/15	4/21
4th Down Pct.	46.7	19.0
POSSESSION AVG.	29:38	30:22
TOTAL NET YARDS	6152	5969
Avg. Per Game	384.5	373.1
Total Plays	1138	1118
Avg. Per Play	5.4	5.3
NET YARDS RUSHING	2065	2145
Avg. Per Game	129.1	134.1
Total Rushes	470	481
NET YARDS PASSING	4087	3824
Avg. Per Game	255.4	239.0
Sacked/Yards Lost	40/256	48/313
Gross Yards	4343	4137
Att./Completions	628/380	589/336
Completion Pct.	60.5	57.0
Had Intercepted	11	17
PUNTS/AVERAGE	77/45.8	80/44.5
NET PUNTING AVG.	77/39.8	80/39.2
PENALTIES/YARDS	69/625	110/951
FUMBLES/BALL LOST	24/9	21/12
TOUCHDOWNS	47	39
Rushing	19	11
Passing	25	25
Returns	3	3

* SCORE BY PERIODS	Q1	Q2	Q3	Q4	OT	PTS
TEAM	74	104	85	178	3	444
OPPONENTS	70	74	95	96	3	338

* SCORING	TD-Ru	Pa-Rt	K-PAT	FG	S	PTS
Gostkowski	0	0	0	0	44/44	38/41
Blount	7	7	0	0	0	42
Ridley	7	7	0	0	0	42
Edelman	6	0	6	0	0	40
Dobson	4	0	4	0	0	24
Gronkowski	4	0	4	0	0	24
Thompkins	4	0	4	0	0	24
Vereen	4	1	3	0	0	24
Bolden	3	3	0	0	0	18
Amendola	2	0	2	0	0	12
Develin	1	1	0	0	0	6
Hoomanawanui	1	0	1	0	0	6
Cha. Jones	1	0	0	1	0	6
Mulligan	1	0	1	0	0	6
Ryan	1	0	0	1	0	6
T. Wilson	1	0	0	1	0	6
TEAM	47	19	25	3	44/44	38/41
OPPONENTS	39	11	25	3	38/38	22/27

2-Pt Conv: Edelman 2, TM 2-3, OPP 0-1

* RUSHING	No.	Yds	Avg	Long	TD
Ridley	178	773	4.3	29	7
Blount	153	772	5.0	47t	7
Bolden	55	271	4.9	46	3
Vereen	44	208	4.7	21	1
Brady	32	18	0.6	11	0
Edelman	2	11	5.5	7	0
Develin	4	10	2.5	4	1
Wood LG	3	9	3.0	5	0
Amendola	1	1	1.0	1	0
Washington TM	1	1	1.0	1	0
TEAM	470	2065	4.4	47t	19
OPPONENTS	481	2145	4.5	34	11

* RECEIVING	No.	Yds	Avg	Long	TD
Edelman	105	1056	10.1	44	6
Amendola	54	633	11.7	57	2
Vereen	47	427	9.1	50	3
Gronkowski	39	592	15.2	50	4
Dobson	37	519	14.0	81t	4
Thompkins	32	466	14.6	49	4
Bolden	21	152	7.2	18	0
Hoomanawanui	12	136	11.3	19	1
Ridley	10	62	6.2	24	0
Boyce	9	121	13.4	30	0
Collie	6	63	10.5	19	0
Develin	4	62	15.5	31	0
Blount	2	38	19.0	32	0
Mulligan	2	16	8.0	15	1
TEAM	380	4343	11.4	81t	25
OPPONENTS	336	4137	12.3	80t	25

* INTERCEPTIONS	No.	Yds	Avg	Long	TD
Ryan	5	82	16.4	79t	1
Talib	4	12	3.0	14	0
Harmon	2	44	22.0	42	0
T. Wilson	1	74	74.0	74t	1
Arrington	1	5	5.0	5	0
Spikes	1	3	3.0	3	0
Cole	1	0	0.0	0	0
Dennard	1	0	0.0	0	0
McCourty	1	0	0.0	0	0
TEAM	17	220	12.9	79t	2
OPPONENTS	11	56	5.1	31	1

* PUNTING	No.	Yds	Avg	Net	TB	In	Lg	B
Allen	76	3491	45.9	39.9	12	29	65	0
Brady	1	32	32.0	32.0	0	0	32	0
TEAM	77	3523	45.8	39.8	12	29	65	0
OPPONENTS	80	3559	44.5	39.2	2	28	64	0

* PUNT RETURNS	Ret	FC	Yds	Avg	Long	TD
Edelman	35	23	374	10.7	43	0
Amendola	1	0	13	13.0	13	0
TEAM	36	23	387	10.8	43	0
OPPONENTS	29	14	221	7.6	24	0

* KICKOFF RETURNS	No.	Yds	Avg	Long	TD
Blount	17	494	29.1	83	0
Boyce	9	214	23.8	41	0
McCourty	7	132	18.9	27	0
Vereen	3	66	22.0	24	0
Slater	2	10	5.0	10	0
Washington TM	1	19	19.0	19	0
Wood LG	1	20	20.0	20	0
TEAM	39	935	24.0	83	0
OPPONENTS	32	664	20.8	50	0
* FIELD GOALS	1-19	20-29	30-39	40-49	50+
Gostkowski	1/ 1	8/ 8	13/13	11/13	5/6
TEAM	1/ 1	8/ 8	13/13	11/13	5/6
OPPONENTS	0/ 0	4/ 4	10/13	5/ 6	3/4
Gostkowski:	(48G, 33G, 35G)	(21G, 30G, 43N)	(53G, 46G, 33G)	(48G, 22G, 49G)	(42G, 19G)
TEAM	(33G)	(48G, 22G, 49G)	(42G, 19G)	(35G, 54G, 23G)	(39G, 44G)
OPPONENTS	(34G, 48G)	(20G, 32G)	(42G, 26G)	(31G, 31G)	(55N, 53G, 53G)

OPP: () (37G) (38N, 30G) (23G, 45G, 25G) (39G, 50G) (28G, 39G) (37G, 37G, 42G) (52G, 46N, 39B) (30G) (43G) (27G) (43G) (43G, 37G, 58N) (32G) (37N) (51G, 37G)

* PASSING	Att	Cmp	Yds	Cmp%	Yds/Att	TD	TD%	Int	Int%	Long	Sack/Lost	Rating
Brady	628	380	4343	60.5	6.92	25	4.0	11	1.8	81t	40/ 256	87.3
TEAM	628	380	4343	60.5	6.92	25	4.0	11	1.8	81t	40/ 256	87.3
OPPONENTS	589	336	4137	57.0	7.02	25	4.2	17	2.9	80t	48/ 313	81.0



2013 FINAL DEFENSIVE STATISTICS

Tackle Statistics based on Coaches Film Review

PLAYER	TACKLES			SACKS			INTERCEPTIONS				FUMBLES				SP. TEAMS				
Name	TT	UT	A	S	Yds	QH	Int	Yds	TD	PD	FF	FR	Yds	TD	TT	UT	A	FF	FR
Dont'a Hightower	137	85	52	1.0	9.0	5	0	0	0	3	0	0	0	0	0	0	0	0	0
Brandon Spikes	134	78	56	0.0	0.0	0	1	3	0	2	0	1	0	0	0	0	0	0	0
Rob Ninkovich	93	65	28	8.0	38.0	18	0	0	0	0	2	2	0	0	0	0	0	0	0
Steve Gregory	90	68	22	1.0	0.0	2	0	0	0	2	0	0	0	0	0	0	0	0	0
Chandler Jones	82	58	24	11.5	73.5	22	0	0	0	0	1	1	0	1	0	0	0	0	0
Devin McCourty	75	59	16	0.0	0.0	0	1	0	0	8	2	1	0	0	2	2	0	0	0
Jerod Mayo	66	43	23	1.5	5.0	2	0	0	0	1	0	1	2	0	0	0	0	0	0
Kyle Arrington	60	45	15	2.0	11.0	2	1	5	0	12	2	0	0	0	4	3	1	0	0
Chris Jones	56	39	17	6.0	42.0	8	0	0	0	0	0	0	0	0	0	0	0	0	0
Joe Vellano	48	32	16	2.0	18.0	4	0	0	0	1	0	1	0	0	0	0	0	0	0
Aqib Talib	44	35	9	0.0	0.0	0	4	12	0	13	1	0	0	0	0	0	0	0	0
Alfonzo Dennard	42	34	8	0.0	0.0	0	1	0	0	8	0	0	0	0	0	0	0	0	0
Logan Ryan	41	33	8	1.5	14.0	2	5	82	1	10	1	0	0	0	0	0	0	0	0
Jamie Collins	38	23	15	0.0	0.0	3	0	0	0	3	0	0	0	0	11	9	2	0	1
Duron Harmon	30	23	7	0.0	0.0	0	2	44	0	4	0	0	0	0	0	0	0	0	0
Tommy Kelly	23	13	10	2.5	14.5	6	0	0	0	0	0	1	0	0	0	0	0	0	0
Sealver Siliga	21	14	7	3.0	26.0	2	0	0	0	0	1	0	0	0	0	0	0	0	0
Dane Fletcher	19	14	5	2.0	19.0	3	0	0	0	0	1	0	0	0	15	10	5	0	0
Vince Wilfork	10	6	4	0.0	0.0	1	0	0	0	0	0	0	0	0	0	0	0	0	0
Marquice Cole	10	8	2	0.0	0.0	0	1	0	0	2	0	0	0	0	8	6	2	0	1
Andre Carter	5	4	1	2.0	12.0	7	0	0	0	2	0	0	0	0	0	0	0	0	0
Marcus Forston	3	2	1	0.0	0.0	0	0	0	0	0	0	0	0	0	0	0	0	0	0
Michael Buchanan	3	3	0	2.0	15.0	5	0	0	0	0	0	0	0	0	7	6	1	0	0
Isaac Sopoaga	2	2	0	1.0	8.0	1	0	0	0	1	0	0	0	0	0	0	0	0	0
Tavon Wilson	2	1	1	0.0	0.0	0	1	74	1	1	0	0	0	0	3	2	1	0	0
Chris White	1	0	1	0.0	0.0	0	0	0	0	0	0	0	0	0	9	5	4	0	0
Steve Beauharnais	1	0	1	0.0	0.0	0	0	0	0	0	0	0	0	0	0	0	0	0	0
Matthew Slater	0	0	0	0.0	0.0	0	0	0	0	0	0	0	0	0	14	11	3	0	0
Jake Bequette	0	0	0	0.0	0.0	1	0	0	0	0	0	0	0	0	0	0	0	0	0
Kanorris Davis	0	0	0	0.0	0.0	0	0	0	0	0	0	0	0	0	1	1	0	0	0
Brandon Bolden	0	0	0	0.0	0.0	0	0	0	0	0	0	0	0	0	3	1	2	0	0
Nate Ebner	0	0	0	0.0	0.0	0	0	0	0	0	0	1	0	0	11	10	1	0	1
Stephen Gostkowski	0	0	0	0.0	0.0	0	0	0	0	0	0	0	0	0	1	1	0	0	0
Danny Aiken	0	0	0	0.0	0.0	0	0	0	0	0	0	0	0	0	5	4	1	0	0
Ryan Allen	0	0	0	0.0	0.0	0	0	0	0	0	0	0	0	0	1	1	0	0	0
Team Sacks	0	0	0	1.0	8.0	0	0	0	0	0	0	0	0	0	0	0	0	0	0
	1136	787	349	48.0	313.0	94	17	220	2	73	11	9	2	1	95	72	23	0	0

FUMBLES - LOST (24-9)				
	No.	Own Lost	Rec	O.B.
LeGarrette Blount	3	2	0	0
Tom Brady	9	3	5	0
Michael Buchanan	0	0	1	0
Aaron Dobson	1	0	1	0
Julian Edelman	6	0	3	0
Matt Mulligan	0	0	1	0
Stevan Ridley	4	4	0	0
Shane Vereen	1	0	0	0
Sebastian Vollmer	0	0	1	0
Aqib Talib	0	0	1	0
	24	9	13	0

MISC. OFFENSIVE STATS				
	Tkl	Ast	FF	FR
LeGarrette Blount	1	0	0	0
Marcus Cannon	1	0	0	0
Josh Boyce	1	0	0	0
Aaron Dobson	1	0	0	0
Rob Gronkowski	1	0	0	0
Logan Mankins	1	0	0	0
Nate Solder	2	0	0	0
Zach Sudfeld	1	0	0	0
Sebastian Vollmer	1	0	0	0
Ryan Wendell	1	0	0	0
	11	0	0	0

KEY	
TT-Total Tackles	Int/Yds-Interceptions/Yards Returned
UT-Unassisted Tackles	PD-Passes Defensed

BLOCKED KICKS		
	XP	FG
Chandler Jones	0	1
Totals	0	1



NEW ENGLAND PATRIOTS 2013 STATS PACK

PATRIOTS PARTICIPATION

	Regular Season																				
Player	GP	GS	DNP	INA	at BUF	NYJ	TB	at ATL	at CIN	NO	at NYJ	MIA	PIT	at CAR	DEN	at HOU	CLE	at MIA	at BAL	BUF	
Aiken, Danny	16	0	0	0	sub	sub	sub	sub	sub	sub	sub	sub	sub	sub	sub	sub	sub	sub	sub	sub	
Allen, Ryan	16	0	0	0	sub	sub	sub	sub	sub	sub	sub	sub	sub	sub	sub	sub	sub	sub	sub	sub	
Amendola, Danny	12	6	0	4	WR	X	X	X	sub	WR	X	WR	WR	WR	sub	sub	sub	WR	sub	sub	
Arrington, Kyle	16	12	0	0	DB	DB	RCB	DB	sub	DB	DB	LCB	LCB	RCB	RCB	DB	sub	DB	sub	sub	
Barker, Chris	5	0	2	10	dnp	dnp	sub	X	X	X	X	X	X	X	X	sub	sub	X	sub	X	
Beauharnais, Steve	2	0	2	12	dnp	X	X	X	X	dnp	sub	X	X	X	X	X	X	X	X	X	
Bequette, Jake	5	0	1	10	sub	dnp	sub	X	sub	sub	sub	X	X	X	X	X	X	X	X	X	
Blount, LeGarrette	16	7	0	0	sub	sub	sub	sub	RB	RB	sub	RB	sub	sub	sub	sub	RB	RB	RB	RB	
Bolden, Brandon	12	2	0	4	X	X	RB	sub	sub	sub	RB	sub	sub	X	sub	sub	X	sub	sub	sub	
Boyce, Josh	9	3	0	7	sub	sub	WR	sub	sub	X	X	X	X	sub	X	sub	WR	WR	X	X	
Brady, Tom	16	16	0	0	QB	QB	QB	QB	QB	QB	QB	QB	QB	QB	QB	QB	QB	QB	QB	QB	
Buchanan, Michael	15	0	0	1	sub	sub	sub	sub	sub	sub	sub	sub	sub	sub	sub	sub	sub	X	sub	sub	
Cannon, Marcus	14	6	0	2	sub	sub	sub	sub	sub	sub	sub	sub	RT	RT	RT	X	X	RT	RT	RT	
Carter, Andre	9	0	0	0								sub	sub	sub	sub	sub	sub	sub	sub	sub	
Cole, Marquice	13	0	0	0	sub	sub	sub				sub	sub	sub	sub	sub	sub	sub	sub	sub		
Collie, Austin	7	1	0	1					X	sub	sub	WR	sub					sub	sub	sub	
Collins, Jamie	16	8	0	0	sub	sub	sub	sub	sub	sub	LB	LB	sub	sub	LB	LB	LB	LB	LB	LB	
Connolly, Dan	16	16	0	0	RG	RG	RG	RG	RG	RG	RG	RG	RG	RG	RG	RG	RG	RG	RG	RG	
Davis, Kanorris	3	0	0	0	PS				sub	sub	PS										sub
Dennard, Alfonzo	13	9	0	3	RCB	RCB	sub	RCB	RCB	RCB	RCB	RCB	RCB	X	sub	X	sub	RCB	sub	X	
Develin, James	16	6	0	0	FB	FB	sub	FB	FB	sub	sub	sub	sub	sub	sub	sub	sub	FB	sub	FB	
Dobson, Aaron	12	9	0	4	X	sub	WR	sub	sub	WR	WR	WR	WR	WR	WR	X	X	X	WR	WR	
Ebner, Nate	15	0	0	1	X	sub	sub	sub	sub	sub	sub	sub	sub	sub	sub	sub	sub	sub	sub	sub	
Edelman, Julian	16	11	0	0	sub	WR	WR	WR	WR	sub	WR	sub	sub	sub	WR	WR	WR	WR	WR	WR	
Fletcher, Dane	15	1	0	1	sub	sub	sub	sub	sub	sub	sub	sub	sub	sub	sub	sub	LB	sub	X	sub	
Forston, Marcus	3	0	2	1	PS					sub	sub	sub	dnp	dnp	X	PS					
Gostkowski, Stephen	16	0	0	0	sub	sub	sub	sub	sub	sub	sub	sub	sub	sub	sub	sub	sub	sub	sub	sub	
Green, Justin	2	0	0	0	PS										sub	PS					sub
Gregory, Steve	14	11	0	2	S	S	S	S	S	sub	sub	S	S	X	X	sub	DB	S	S	S	
Gronkowski, Rob	7	6	0	6	X	X	X	X	X	X	TE	sub	TE	TE	TE	TE	TE				
Harmon, Duron	15	3	0	1	X	sub	sub	sub	sub	sub	sub	sub	sub	S	S	sub	sub	sub	sub	S	
Hightower, Dont'a	16	14	0	0	sub	LB	LB	LB	LB	sub	LB	LB	LB	LB	LB	LB	LB	LB	LB	LB	
Hoomanawanui, Michael	13	10	0	3	TE	TE	sub	TE	TE	TE	sub	TE	TE	TE	X	X	X	sub	TE	TE	
Jones, Chandler	16	16	0	0	RE	RE	RE	RE	RE	RE	RE	RE	LB	RE	RE	RE	RE	RE	RE	RE	
Jones, Chris	13	11	0	2	X		X	sub	sub	DT	DT	DT	RE	DT	DT	DT	DT	DT	DT	DT	
Kelly, Tommy	5	5	0	3	DT	DT	DT	DT	DT	X	X	X									
Kline, Josh	8	1	2	0	dnp	PS							sub	dnp	sub	sub	sub	sub	sub	LG	sub
Mallett, Ryan	0	0	16	0	dnp	dnp	dnp	dnp	dnp	dnp	dnp	dnp	dnp	dnp	dnp	dnp	dnp	dnp	dnp	dnp	
Mankins, Logan	16	16	0	0	LG	LG	LG	LG	LG	LG	LG	LG	LG	LG	LG	LG	LG	LG	LT	LG	
Mayo, Jerod	6	6	0	0	LB	LB	LB	LB	LB	LB											
McCourty, Devin	15	15	0	1	S	S	S	S	S	S	S	S	S	S	S	S	S	S	S	X	
Mulligan, Matthew	15	4	0	0			sub	sub	sub	sub	sub	sub	sub	sub	TE	TE	TE	sub	TE	sub	
Neblett, Andre	1	0	0	0								sub									
Ninkovich, Rob	16	16	0	0	LE	LE	LE	LE	LE	LE	LE	LE	LE	LB	LE	LE	LE	LE	LE	LE	
Ridley, Stevan	14	6	0	2	RB	RB	sub	RB	X	sub	sub	sub	RB	RB	RB	X	sub	sub	sub	sub	
Ryan, Logan	16	6	0	0	sub	sub	sub	sub	sub	S	LCB	sub	sub	sub	DB	RCB	RCB	sub	RCB	RCE	
Siliga, Sealver	5	4	0	0								PS					sub	DT	DT	DT	DT
Slater, Matthew	12	0	0	4	sub	sub	X	X	X	X	sub	sub	sub	sub	sub	sub	sub	sub	sub	sub	
Solder, Nate	15	15	0	1	LT	LT	LT	LT	LT	LT	LT	LT	LT	LT	LT	LT	LT	LT	X	LT	
Sopoaga, Isaac	6	2	0	2									DT	DT	sub	sub	sub	sub	X	X	
Spikes, Brandon	16	11	0	0	LB	sub	LB	sub	LB	LB	LB	LB	LB	LB	sub	LB	sub	sub	LB	LB	
Sudfeld, Zach	3	0	0	1	sub	X	sub	sub													
Svitek, Will	13	2	0	3	X	X	X	sub	sub	sub	sub	sub	sub	sub	sub	RT	RT	sub	sub	sub	
Talib, Aqib	13	13	0	3	LCB	LCB	LCB	LCB	LCB	LCB	X	X	X	LCB	LCB	LCB	LCB	LCB	LCB	LCB	
Thompkins, Kenbrell	12	8	0	4	WR	WR	WR	WR	WR	WR	WR	sub	X	sub	sub	WR	X	X	X	sub	
Vellano, Joe	16	8	0	0	sub	sub	sub	sub	DT	DT	DT	DT	DT		LE	DT	DT	sub	sub	sub	
Vereen, Shane	8	1	0	0	sub									sub	sub	RB	sub	sub	sub	sub	sub
Vollmer, Sebastian	8	8	0	0	RT	RT	RT	RT	RT	RT	RT	RT									
Washington, Leon	2	0	0	8	X	sub	X	X	sub	X	X	X	X	X							
Wendell, Ryan	16	16	0	0	C	C	C	C	C	C	C	C	C	C	C	C	C	C	C	C	
White, Chris	16	0	0	0	sub	sub	sub	sub	sub	sub	sub	sub	sub	sub	sub	sub	sub	sub	sub	sub	
Wilfork, Vince	4	4	0	0	DT	DT	DT	DT													
Williams, D. J.	2	0	0	2												sub			X	X	sub
Wilson, Tavon	13	0	0	3	sub	sub	sub	sub	X	X	X	sub	sub	sub	sub	sub	sub	sub	sub	sub	
Totals	712	351	25	112																	

X - inactive / CAPS - starters / sub - played / dnp - did not play / PS -Practice Squad

KEY:

Not on active roster



2013 NEW ENGLAND PATRIOTS ROSTER

AS OF JANUARY 6, 2014

ALPHABETICAL ROSTER

#	NAME	POS	HT	WT	BORN	YR	COLLEGE	H.S. HOMETOWN
48	Aiken, Danny	LS	6-4	255	8/28/1988	3	Virginia	Roanoke, Va.
6	Allen, Ryan	P	6-2	215	2/28/1990	R	Louisiana Tech	Salem, Ore.
80	Amendola, Danny	WR	5-11	195	11/2/1985	5	Texas Tech	The Woodlands, Texas
25	Arrington, Kyle	CB	5-10	190	8/12/1986	5	Hofstra	Accokeek, Md.
64	Barker, Chris	OL	6-2	310	8/3/1990	R	Nevada	Etiwanda, Calif.
58	Beauharnais, Steve	LB	6-2	230	5/2/1990	R	Rutgers	Saddle Brook, N.J.
92	Bequette, Jake	DE	6-5	265	2/21/1989	2	Arkansas	Little Rock, Ark.
29	Blount, LeGarrette	RB	6-0	250	12/5/1986	4	Oregon	Perry, Fla.
38	Bolden, Brandon	RB	5-11	220	1/26/1990	2	Mississippi	Baton Rouge, La.
12	Brady, Tom	QB	6-4	225	8/3/1977	14	Michigan	San Mateo, Calif.
99	Buchanan, Michael	DL	6-6	255	1/24/1991	R	Illinois	Homewood, Ill.
61	Cannon, Marcus	OL	6-5	335	5/6/1988	3	Texas Christian	Odessa, Texas
96	Carter, Andre	DE	6-4	260	5/12/1979	13	California	San Jose, Calif.
10	Collie, Austin	WR	6-0	204	11/11/1985	5	BYU	El Dorado Hills, Calif.
91	Collins, Jamie	LB	6-3	250	10/20/1989	R	Southern Mississippi	McCall Creek, Miss.
63	Connolly, Dan	OL	6-4	305	9/2/1982	8	Southeast Missouri St.	St. Louis, Mo.
36	Davis, Kanorris	S	5-10	207	1/21/1990	R	Troy	Perry, Ga.
37	Dennard, Alfonzo	CB	5-10	200	9/9/1989	2	Nebraska	Rochelle, Ga.
46	Develin, James	FB	6-3	255	7/23/1988	1	Brown	Gilbertsville, Pa.
17	Dobson, Aaron	WR	6-3	200	7/23/1991	R	Marshall	Dunbar, W.V.
43	Ebner, Nate	DB	6-0	210	12/14/1988	2	Ohio State	Dublin, Ohio
11	Edelman, Julian	WR	5-10	198	5/22/1986	5	Kent State	Redwood City, Calif.
52	Fletcher, Dane	LB	6-2	245	9/14/1986	4	Montana State	Bozeman, Mont.
3	Gostkowski, Stephen	K	6-1	215	1/28/1984	8	Memphis	Madison, Miss.
41	Green, Justin	DB	5-11	195	2/26/1991	R	Illinois	Louisville, Ky.
28	Gregory, Steve	S	5-11	200	1/8/1983	8	Syracuse	Staten Island, N.Y.
30	Harmon, Duron	DB	6-1	205	1/24/1991	R	Rutgers	Magnolia, Del.
54	Hightower, Dont'a	LB	6-3	270	3/12/1990	2	Alabama	Lewisburg, Tenn.
47	Hoomanawanui, Michael	TE	6-4	260	7/4/1988	4	Illinois	Bloomington, Ill.
95	Jones, Chandler	DE	6-5	265	2/27/1990	2	Syracuse	Endicott, N.Y.
94	Jones, Chris	DT	6-1	309	7/12/1990	R	Bowling Green	Brownsburg, Ind.
67	Kline, Josh	OL	6-3	295	12/29/1989	R	Kent State	Mason, Ohio
15	Mallett, Ryan	QB	6-6	245	6/5/1988	3	Arkansas	Texarkana, Texas
70	Mankins, Logan	G	6-4	308	3/10/1982	9	Fresno State	Catheys Valley, Calif.
32	McCourty, Devin	DB	5-10	195	8/13/1987	4	Rutgers	Montvale, N.J.
88	Mulligan, Matthew	TE	6-4	267	1/18/1985	5	Maine	Enfield, Maine
50	Ninkovich, Rob	DL	6-2	260	2/1/1984	8	Purdue	Blue Island, Ill.
22	Ridley, Stevan	RB	5-11	220	1/27/1989	3	Louisiana State	Natchez, Miss.
26	Ryan, Logan	CB	5-11	195	2/9/1991	R	Rutgers	Voorhees, N.J.
71	Siliga, Sealter	DT	6-2	325	4/26/1990	2	Utah	West Jordan, Utah
18	Slater, Matthew	WR	6-0	210	9/9/1985	6	UCLA	Anaheim, Calif.
77	Solder, Nate	T	6-8	320	4/12/1988	3	Colorado	Buena Vista, Colo.
90	Sopoaga, Isaac	DT	6-2	300	9/4/1981	10	Hawaii	Pago Pago, American Samoa
55	Spikes, Brandon	LB	6-2	255	9/3/1987	4	Florida	Shelby, N.C.
74	Switek, Will	OL	6-6	310	1/8/1982	8	Stanford	Newbury Park, Calif.
31	Talib, Aqib	CB	6-1	205	2/13/1986	6	Kansas	Richardson, Texas
85	Thompkins, Kenbrell	WR	6-1	195	7/29/1988	R	Cincinnati	Miami, Fla.
72	Vellano, Joe	DL	6-2	300	10/30/1988	R	Maryland	Rexford, N.Y.
34	Vereen, Shane	RB	5-10	205	5/2/1989	3	California	Valencia, Calif.
62	Wendell, Ryan	OL	6-2	300	3/4/1986	5	Fresno State	Diamond Bar, Calif.
59	White, Chris	LB	6-3	238	1/15/1989	3	Mississippi State	Vanceave, Miss.
45	Williams, D.J.	TE	6-2	245	9/10/1988	3	Arkansas	Little Rock, Ark.
27	Wilson, Tavon	DB	6-0	215	3/19/1990	2	Illinois	Washington, D.C.

NUMERICAL ROSTER

#	NAME	POS
3	Stephen Gostkowski	K
6	Ryan Allen	P
10	Austin Collie	WR
11	Julian Edelman	WR
12	Tom Brady	QB
15	Ryan Mallett	QB
17	Aaron Dobson	WR
18	Matthew Slater	WR
22	Stevan Ridley	RB
25	Kyle Arrington	CB
26	Logan Ryan	CB
27	Tavon Wilson	DB
28	Steve Gregory	S
29	LeGarrette Blount	RB
30	Duron Harmon	DB
31	Aqib Talib	CB
32	Devin McCourty	DB
34	Shane Vereen	RB
36	Kanorris Davis	S
37	Alfonzo Dennard	CB
38	Brandon Bolden	RB
41	Justin Green	DB
43	Nate Ebner	DB
45	D.J. Williams	TE
46	James Develin	FB
47	Michael Hoomanawanui	TE
48	Danny Aiken	LS
50	Rob Ninkovich	DL
52	Dane Fletcher	LB
54	Dont'a Hightower	LB
55	Brandon Spikes	LB
58	Steve Beauharnais	LB
59	Chris White	LB
61	Marcus Cannon	OL
62	Ryan Wendell	OL
63	Dan Connolly	OL
64	Chris Barker	OL
67	Josh Kline	OL
70	Logan Mankins	G
71	Sealter Siliga	DT
72	Joe Vellano	DL
74	Will Switek	OL
77	Nate Solder	T
80	Danny Amendola	WR
85	Kenbrell Thompkins	WR
88	Matthew Mulligan	TE
90	Isaac Sopoaga	DT
91	Jamie Collins	LB
92	Jake Bequette	DE
94	Chris Jones	DT
95	Chandler Jones	DE
96	Andre Carter	DE
99	Michael Buchanan	DL

PRACTICE SQUAD

#	NAME	POS	HT	WT	BORN	YR	COLLEGE	H.S. HOMETOWN
68	Cave, Braxton	OL	6-3	305	7/29/1989	R	Notre Dame	Mishawaka, Ind.
53	Davis, Ja'Gared	LB	6-0	238	9/11/1990	R	Southern Methodist	Crockett, Texas
65	Devey, Jordan	T	6-6	317	1/11/1988	R	Memphis	American Fork, Utah
98	Forston, Marcus	DL	6-3	305	9/28/1989	1	Miami (Fla.)	Miami, Fla.
60	Mattes, R.J.	OL	6-6	315	4/29/1990	R	North Carolina State	Concord, N.C.
39	McGuffie, Sam	RB	5-10	200	10/16/1989	R	Rice	Cypress, Texas
16	Orton, Greg	WR	6-3	199	12/17/1986	1	Purdue	Huber Heights, Ohio
49	Reed, Taylor	LB	5-11	236	8/7/1991	R	Southern Methodist	Beaumont, Texas

PRACTICE SQUAD

#	NAME	POS
16	Greg Orton	WR
39	Sam McGuffie	RB
49	Taylor Reed	LB
53	Ja'Gared Davis	LB
60	R.J. Mattes	OL
65	Jordan Devey	T
68	Braxton Cave	OL
98	Marcus Forston	DL

RESERVE/INJURED LIST

#	NAME	POS	HT	WT	BORN	YR	COLLEGE	H.S. HOMETOWN
82	Boyce, Josh	WR	5-11	205	5/6/1991	R	Texas Christian	Copperas Cove, Texas
67	Grissom, Cory	DL	6-2	316	6/9/1990	R	South Florida	LaGrange, Ga.
87	Gronkowski, Rob	TE	6-6	265	5/14/1989	4	Arizona	Pittsburgh, Pa.
93	Kelly, Tommy	DL	6-6	310	12/27/1980	10	Mississippi State	Jackson, Miss.
51	Mayo, Jerod	LB	6-1	250	2/23/1986	6	Tennessee	Hampton, Va.
84	Moe, TJ	WR	6-0	200	10/14/1990	R	Missouri	O'Fallon, Mo.
76	Vollmer, Sebastian	T	6-8	320	7/10/1984	5	Houston	Kaart, Germany
75	Wilfork, Vince	DL	6-2	325	11/4/1981	10	Miami (Fla.)	Boynton Beach, Fla.
24	Wilson, Adrian	S	6-3	230	10/12/1979	13	North Carolina State	High Point, N.C.
66	Zusevics, Markus	OL	6-5	300	4/25/1989	2	Iowa	Arlington Heights, Ill.

RESERVE/INJURED LIST

#	NAME	POS
24	Adrian Wilson	S
51	Jerod Mayo	LB
66	Markus Zusevics	OL
67	Cory Grissom	DL
75	Vince Wilfork	DL
76	Sebastian Volmer	T
82	Josh Boyce	WR
84	TJ Moe	WR
87	Rob Gronkowski	TE
93	Tommy Kelly	DL

RESERVE/N.F.I. LIST

#	NAME	POS	HT	WT	BORN	YR	COLLEGE	H.S. HOMETOWN
97	Armstead, Armond	DL	6-5	305	8/3/1990	1	Southern California	Elk Grove, Calif.
13	Harrison, Mark	WR	6-3	230	12/11/1990	R	Rutgers	Stratford, Conn.

RESERVE/N.F.I. LIST

#	NAME	POS
13	Mark Harrison	WR
97	Armond Armstead	DL

HEAD COACH: BILL BELICHICK

ASSISTANTS: Josh Boyer, Cornerbacks; Moses Cabrera, Assistant Strength and Conditioning; Brian Daboll, offensive assistant, Ivan Fears, Running Backs; Brian Flores, Safeties; George Godsey, Tight Ends; Patrick Graham, Defensive Line; Pepper Johnson, Linebackers; Joe Judge, Asst. Special Teams; Josh McDaniels, Offensive Coordinator/Quarterbacks; Harold Nash, Head Strength and Conditioning; Scott O'Brien, Special Teams; Chad O'Shea, Receivers; Matt Patricia, Defensive Coordinator; Dante Scarnecchia, Assistant Head Coach/Offensive Line



2013 NUMERICAL ROSTER

January 6, 2014

3	Stephen Gostkowski	K	6-1	215	29	8	Memphis	D4b-06
6	Ryan Allen	P	6-2	215	23	R	Louisiana Tech	FA-13
10	Austin Collie	WR	6-0	204	28	5	Brigham Young	FA-13
11	Julian Edelman	WR	5-10	198	27	5	Kent State	D7a-09
12	Tom Brady	QB	6-4	225	36	14	Michigan	D6b-00
15	Ryan Mallett	QB	6-6	245	25	3	Arkansas	D3b-11
17	Aaron Dobson	WR	6-3	200	22	R	Marshall	D2b-13
18	Matthew Slater	WR	6-0	210	28	6	UCLA	D5-08
22	Stevan Ridley	RB	5-11	220	24	3	Louisiana State	D3a-11
25	Kyle Arrington	CB	5-10	190	27	5	Hofstra	FA-09
26	Logan Ryan	CB	5-11	195	22	R	Rutgers	D3a-13
27	Tavon Wilson	DB	6-0	215	23	2	Illinois	D2-12
28	Steve Gregory	S	5-11	200	30	8	Syracuse	UFA(SD)-12
29	LeGarrette Blount	RB	6-0	250	27	4	Oregon	TR(TB)-13
30	Duron Harmon	DB	6-1	205	22	R	Rutgers	D3b-13
31	Aqib Talib	CB	6-1	205	27	6	Kansas	TR(TB)-12
32	Devin McCourty	DB	5-10	195	26	4	Rutgers	D1-10
34	Shane Vereen	RB	5-10	205	24	3	California	D2b-11
36	Kanorris Davis	S	5-10	207	23	R	Troy	FA-13
37	Alfonzo Dennard	CB	5-10	200	24	2	Nebraska	D7a-12
38	Brandon Bolden	RB	5-11	220	23	2	Mississippi	FA-12
41	Justin Green	DB	5-11	195	22	R	Illinois	FA-13
43	Nate Ebner	DB	6-0	210	25	2	Ohio State	D6-12
45	D.J. Williams	TE	6-2	245	25	3	Arkansas	FA-13
46	James Develin	FB	6-3	255	25	1	Brown	FA-12
47	Michael Hoomanawanui	TE	6-4	260	25	4	Illinois	FA-12
48	Danny Aiken	LS	6-4	255	25	3	Virginia	CW(BUF)-11
50	Rob Ninkovich	DL	6-2	260	29	8	Purdue	FA-09
52	Dane Fletcher	LB	6-2	245	27	4	Montana State	FA-10
54	Dont'a Hightower	LB	6-3	270	23	2	Alabama	D1b-12
55	Brandon Spikes	LB	6-2	255	26	4	Florida	D2c-10
58	Steve Beauharnais	LB	6-2	230	23	R	Rutgers	D7b-13
59	Chris White	LB	6-3	238	24	3	Mississippi State	CW(DET)-13
61	Marcus Cannon	OL	6-5	335	25	3	Texas Christian	D5a-11
62	Ryan Wendell	OL	6-2	300	27	5	Fresno State	FA-08
63	Dan Connolly	OL	6-4	305	31	8	Southeast Missouri St.	FA-08
64	Chris Barker	OL	6-2	310	23	R	Nevada	CW(MIA)-13
67	Josh Kline	OL	6-3	295	24	R	Kent State	FA-13
70	Logan Mankins	G	6-4	308	31	9	Fresno State	D1-05
71	Sealver Siliga	DT	6-2	325	23	2	Utah	FA-13
72	Joe Vellano	DL	6-2	300	25	R	Maryland	FA-13
74	Will Svitek	OL	6-6	310	31	8	Stanford	FA-13
77	Nate Solder	T	6-8	320	25	3	Colorado	D1-11
80	Danny Amendola	WR	5-11	195	28	5	Texas Tech	UFA(STL)-13
85	Kenbrell Thompkins	WR	6-1	195	25	R	Cincinnati	FA-13
88	Matthew Mulligan	TE	6-4	267	28	5	Maine	FA-13
90	Isaac Sopoaga	DT	6-2	330	32	10	Hawaii	TR(PHI)-13
91	Jamie Collins	LB	6-3	250	24	R	Southern Mississippi	D2a-13
92	Jake Bequette	DE	6-5	265	24	2	Arkansas	D3-12
94	Chris Jones	DT	6-1	309	23	R	Bowling Green	CW(TB)-13
95	Chandler Jones	DE	6-5	265	23	2	Syracuse	D1a-12
96	Andre Carter	DE	6-4	260	34	13	California	FA-13
99	Michael Buchanan	DL	6-6	255	22	R	Illinois	D7a-13

PRACTICE SQUAD

#	NAME	POS	HT	WT	AGE	YR	COLLEGE	ACQ.
16	Greg Orton	WR	6-3	199	27	1	Purdue	FA-13
39	Sam McGuffie	RB	5-10	200	24	R	Rice	FA-13
49	Taylor Reed	LB	5-11	236	22	R	Southern Methodist	FA-13
53	Ja'Gared Davis	LB	6-0	238	23	R	Southern Methodist	CW(HOU)-13
60	R.J. Mattes	OL	6-6	315	23	R	North Carolina State	FA-13
65	Jordan Devey	T	6-6	317	25	R	Memphis	FA-13
68	Braxton Cave	OL	6-3	305	24	R	Notre Dame	FA-13
98	Marcus Forston	DL	6-3	305	24	1	Miami (Fla.)	FA-12

RESERVE/INJURED LIST

#	NAME	POS	HT	WT	AGE	YR	COLLEGE	(IR date)
24	Adrian Wilson	S	6-3	230	34	13	North Carolina State	(8/31/13)
51	Jerod Mayo	LB	6-1	250	27	6	Tennessee	(10/16/13)
66	Markus Zusevics	OL	6-5	300	24	2	Iowa	(8/26/13)
67	Cory Grissom	DT	6-2	316	23	R	South Florida	(8/26/13)
75	Vince Wilfork	DL	6-2	325	32	10	Miami (Fla.)	(10/3/13)
76	Sebastian Vollmer	T	6-8	320	29	5	Houston	(10/29/13)
82	Josh Boyce	WR	5-11	205	22	R	Texas Christian	(01/02/14)
84	TJ Moe	WR	6-0	200	23	R	Missouri	(6/3/13)
87	Rob Gronkowski	TE	6-6	265	24	4	Arizona	(12/09/13)
93	Tommy Kelly	DL	6-6	310	33	10	Mississippi State	(11/2/13)

RESERVE/N.F.I. LIST

#	NAME	POS	HT	WT	AGE	YR	COLLEGE	DATE
97	Armond Armstead	DL	6-5	305	23	1	Southern California	(8/26/13)
13	Mark Harrison	WR	6-3	230	23	R	Rutgers	(8/26/13)



2013 POSITIONAL ROSTER

January 6, 2014								
DEFENSE (26)								
#	NAME	POS	HT	WT	BORN	YR	COLLEGE	H.S. HOMETOWN
DEFENSIVE LINE (9)								
92	Bequette, Jake	DE	6-5	265	2/21/1989	2	Arkansas	Little Rock, Ark.
99	Buchanan, Michael	DL	6-6	255	1/24/1991	R	Illinois	Homewood, Ill.
96	Carter, Andre	DE	6-4	260	5/12/1979	13	California	San Jose, Calif.
95	Jones, Chandler	DE	6-5	265	2/27/1990	2	Syracuse	Endicott, N.Y.
94	Jones, Chris	DT	6-1	309	7/12/1990	R	Bowling Green	Brownsburg, Ind.
50	Ninkovich, Rob	DL	6-2	260	2/1/1984	8	Purdue	Blue Island, Ill.
71	Siliga, Sealver	DT	6-2	325	4/26/1990	2	Utah	West Jordan, Utah
90	Sopoaga, Isaac	DT	6-2	330	9/4/1981	10	Hawaii	Pago Pago, American Samoa
72	Vellano, Joe	DL	6-2	300	10/30/1988	R	Maryland	Rexford, N.Y.
LINEBACKER (6)								
58	Beauharnais, Steve	LB	6-2	230	5/2/1990	R	Rutgers	Saddle Brook, N.J.
91	Collins, Jamie	LB	6-3	250	10/20/1989	R	Southern Mississippi	McCall Creek, Miss.
52	Fletcher, Dane	LB	6-2	245	9/14/1986	4	Montana State	Bozeman, Mont.
54	Hightower, Dont'a	LB	6-3	270	3/12/1990	2	Alabama	Lewisburg, Tenn.
55	Spikes, Brandon	LB	6-2	255	9/3/1987	4	Florida	Shelby, N.C.
59	White, Chris	LB	6-3	238	1/15/1989	3	Mississippi State	Vanceleave, Miss.
DEFENSIVE BACK (11)								
25	Arrington, Kyle	CB	5-10	190	8/12/1986	5	Hofstra	Accokeek, Md.
36	Davis, Kanorris	S	5-10	207	1/21/1990	R	Troy	Perry, Ga.
37	Dennard, Alfonzo	CB	5-10	200	9/9/1989	2	Nebraska	Rochelle, Ga.
43	Ebner, Nate	DB	6-0	210	12/14/1988	2	Ohio State	Dublin, Ohio
41	Green, Justin	DB	5-11	195	2/26/1991	R	Illinois	Louisville, Ky.
28	Gregory, Steve	S	5-11	200	1/8/1983	8	Syracuse	Staten Island, N.Y.
30	Harmon., Duron	DB	6-1	205	1/24/1991	R	Rutgers	Magnolia, Del.
32	McCourty, Devin	DB	5-10	195	8/13/1987	4	Rutgers	Montvale, N.J.
26	Ryan, Logan	CB	5-11	195	2/9/1991	R	Rutgers	Voorhees, N.J.
31	Talib, Aqib	CB	6-1	205	2/13/1986	6	Kansas	Richardson, Texas
27	Wilson, Tavon	DB	6-0	215	3/19/1990	2	Illinois	Washington, D.C.
OFFENSE (24)								
#	NAME	POS	HT	WT	BORN	YR	COLLEGE	H.S. HOMETOWN
OFFENSIVE LINE (8)								
64	Barker, Chris	OL	6-2	310	8/3/1990	R	Nevada	Etiwanda, Calif.
61	Cannon, Marcus	OL	6-5	335	5/6/1988	3	Texas Christian	Odessa, Texas
63	Connolly, Dan	OL	6-4	305	9/2/1982	8	Southeast Missouri St.	St. Louis, Mo.
67	Kline, Josh	OL	6-3	295	12/29/1989	R	Kent State	Mason, Ohio
70	Mankins, Logan	G	6-4	308	3/10/1982	9	Fresno State	Catheys Valley, Calif.
77	Solder, Nate	T	6-8	320	4/12/1988	3	Colorado	Buena Vista, Co.
74	Svitek, Will	OL	6-6	310	1/8/1992	8	Stanford	Newbury Park, Calif.
62	Wendell, Ryan	OL	6-2	300	3/4/1986	5	Fresno State	Diamond Bar, Calif.
QUARTERBACK (2)								
12	Brady, Tom	QB	6-4	225	8/3/1977	14	Michigan	San Mateo, Calif.
15	Mallett, Ryan	QB	6-6	245	6/5/1988	3	Arkansas	Texarkana, Texas
WIDE RECEIVER (6)								
80	Amendola, Danny	WR	5-11	195	11/2/1985	5	Texas Tech	The Woodlands, Texas
10	Collie, Austin	WR	6-0	204	11/11/1985	5	Brigham Young	El Dorado Hills, Calif.
17	Dobson, Aaron	WR	6-3	200	7/23/1991	R	Marshall	Dunbar, W.V.
11	Edelman, Julian	WR	5-10	198	5/22/1986	5	Kent State	Redwood City, Calif.
18	Slater, Matthew	WR	6-0	210	9/9/1985	6	UCLA	Anaheim, Calif.
85	Thompkins, Kenbrell	WR	6-1	195	7/29/1988	R	Cincinnati	Miami, Fla.
RUNNING BACK (5)								
29	Blount, LeGarrette	RB	6-0	250	12/5/1986	4	Oregon	Perry, Fla.
38	Bolden, Brandon	RB	5-11	220	1/26/1990	2	Mississippi	Baton Rouge, La.
46	Develin, James	FB	6-3	255	7/23/1988	1	Brown	Gilbertsville, Pa.
22	Ridley, Stevan	RB	5-11	220	1/27/1989	3	Louisiana State	Natchez, Miss.
34	Vereen, Shane	RB	5-10	205	5/2/1989	3	California	Valencia, Calif.
TIGHT END (3)								
47	Hoomanawanui, Michael	TE	6-4	260	7/4/1988	4	Illinois	Bloomington, Ill.
88	Mulligan, Matthew	TE	6-4	267	1/18/1985	5	Maine	Enfield, Maine
45	Williams, D.J.	TE	6-2	245	9/10/1988	3	Arkansas	Little Rock, Ark.
SPECIALISTS (3)								
#	NAME	POS	HT	WT	BORN	YR	COLLEGE	H.S. HOMETOWN
SPECIALISTS (3)								
48	Aiken, Danny	LS	6-4	255	8/28/1988	3	Virginia	Roanoke, Va.
6	Allen, Ryan	P	6-2	215	2/28/1990	R	Louisiana Tech	Salem, Ore.
3	Gostkowski, Stephen	K	6-1	215	1/28/1984	8	Memphis	Madison, Miss.
RESERVE/INJURED (10)								
#	NAME	POS	HT	WT	BORN	YR	COLLEGE	H.S. HOMETOWN
RESERVE/INJURED (10)								
82	Boyce, Josh	WR	5-11	205	5/6/1991	R	Texas Christian	Copperas Cove, Texas
67	Grissom, Cory	DL	6-2	316	6/9/1990	R	South Florida	LaGrange, Ga.
87	Gronkowski, Rob	TE	6-6	265	5/14/1989	4	Arizona	Pittsburgh, Pa.
93	Kelly, Tommy	DL	6-6	310	12/27/1980	10	Mississippi State	Jackson, Miss.
51	Mayo, Jerod	LB	6-1	250	2/23/1986	6	Tennessee	Hampton, Va.
84	Moe, TJ	WR	6-0	200	10/14/1990	R	Missouri	O'Fallon, Mo.
76	Vollmer, Sebastian	T	6-8	320	7/10/1984	5	Houston	Kaarst, Germany
75	Wilfork, Vince	DL	6-2	325	11/4/1981	10	Miami (Fla.)	Boynton Beach, Fla.
24	Wilson, Adrian	S	6-3	230	10/12/1979	13	North Carolina State	High Point, N.C.
66	Zusevics, Markus	OL	6-5	300	4/25/1989	2	Iowa	Arlington Heights, Ill.
RESERVE/N.F.I. LIST (2)								
#	NAME	POS	HT	WT	BORN	YR	COLLEGE	H.S. HOMETOWN
RESERVE/N.F.I. (2)								
97	Armstead, Armond	DL	6-5	305	8/3/1990	1	Southern California	Elk Grove, Calif.
13	Harrison, Mark	WR	6-3	230	12/11/1990	R	Rutgers	Stratford, Conn.



How The Patriots Were Built

UPDATED: January 6, 2014

YEAR	DRAFTEES (24)	VETERAN FREE AGENTS (11)	WAIVERS (4) / TRADES (3)	ROOKIE AND FIRST-YEAR FREE AGENTS (11)
2000	Tom Brady (6b)			
2005	Logan Mankins (1)			
2006	Stephen Gostkowski (4b)			
2008	Matthew Slater (5)	Dan Connolly (fa)(JAX)		Ryan Wendell (fa)
2009	Julian Edelman (7a)	Rob Ninkovich (5)(NO)		Kyle Arrington (fa) (PHI)
2010	Devin McCourty (1) Brandon Spikes (2c)			Dane Fletcher (fa)
2011	Nate Solder (1) Shane Vereen (2b) Stevan Ridley (3a) Ryan Mallett (3b) Marcus Cannon (5a)		Danny Aiken (fa) CW (BUF)	
2012	Chandler Jones (1a) Dont'a Hightower (1b) Tavon Wilson (2) Jake Bequette (3) Nate Ebner (6) Alfonzo Dennard (7a)	Steve Gregory (fa)(SD) Michael Hoomanawanui (5)(STL)	Aqib Talib (1) (tr-TB)	Brandon Bolden (fa) James Develin (fa) (CIN)
2013	Jamie Collins (2a) Aaron Dobson (2b) Logan Ryan (3a) Duron Harmon (3b) Michael Buchanan (7a) Steve Beauharnais (7b)	Danny Amendola (fa)(DAL) Andre Carter (1)(SF) Austin Collie (4)(IND) Matthew Mulligan (fa)(MIA) Sealver Siliga (fa)(SF) Will Svitek (6)(KC) D.J. Williams (5)(GB)	LeGarrette Blount (fa) (tr-TB) Chris Barker (fa) CW (MIA) Chris Jones (6) (HOU) CW (TB) Isaac Sopoaga (4) (SF) (tr-PHI) Chris White (4) (BUF) CW (DET)	Ryan Allen (fa) Kanoriis Davis (fa) Justin Green (fa) Josh Kline (fa) Kenbrell Thompsons (fa) Joe Vellano (fa)
NOTE: Team in parenthesis is the player's prior team (#) – indicates round drafted (fa) – indicates non-drafted free agents			Reserve/Injured (10) Josh Boyce (4) Cory Grissom (fa) Rob Gronkowski (2a) Tommy Kelly (fa) Jerod Mayo (1) TJ Moe (fa) Sebastian Vollmer (2d) Vince Wilfork (1a) Adrian Wilson (3)(ARI) Markus Zusevics (fa)	Reserve/N.F.I List 2) Armond Armstead (fa) Mark Harrison (fa)



2013 TRANSACTIONS

UPDATED: January 6, 2014

JANUARY, 2013

1/24/2013	Benard, Marcus	Signed a future contract
1/24/2013	Develin, James	Signed a future contract
1/24/2013	Ebert, Jeremy	Signed a future contract
1/24/2013	Holmes, Andre	Signed a future contract
1/24/2013	Kafka, Mike	Signed a future contract
1/24/2013	Robertson, Tracy	Signed a future contract
1/24/2013	Tarpinian, Jeff	Signed a future contract

FEBRUARY, 2013

2/1/2013	Armstead, Armond	Signed
2/19/2013	Vega, Jason	Signed

MARCH, 2013

3/4/2013	Hix, Kyle	Released
3/4/2013	Larsen, Spencer	Released
3/14/2013	Amendola, Danny	Signed
3/14/2013	Washington, Leon	Signed
3/15/2013	Jones, Donald	Signed
3/16/2013	Arrington, Kyle	Re-signed
3/16/2013	Talib, Aqib	Re-signed
3/16/2013	Wilson, Adrian	Signed
3/16/2013	Lloyd, Brandon	Released
3/18/2013	Svitek, Will	Signed
3/18/2013	Fiammetta, Tony	Reinstated to the 53-man roster
3/20/2013	Cole, Marquice	Re-signed
3/20/2013	Koutouvides, Niko	Re-signed
3/26/2013	Vollmer, Sebastian	Re-signed
3/28/2013	Jenkins, Michael	Signed
3/28/2013	White, Shun	Released from Military/Reserve

APRIL, 2013

4/10/2013	Kelly, Tommy	Signed
4/11/2013	Edelman, Julian	Re-signed
4/15/2013	Hoomanawanui, M.	Re-signed
4/18/2013	Pryor, Myron	Released
4/26/2013	Collins, Jamie	Drafted
4/26/2013	Dobson, Aaron	Drafted
4/26/2013	Ryan, Logan	Drafted
4/26/2013	Harmon, Duron	Drafted
4/27/2013	Boyce, Josh	Drafted
4/27/2013	Buchanan, Michael	Drafted
4/27/2013	Beauharnais, Steve	Drafted
4/27/2013	Blount, LeGarrette	Acquired via trade (TB)
4/27/2013	Demps, Jeff	Traded to Tampa Bay
4/29/2013	Ebert, Jeremy	Released
4/29/2013	Fiammetta, Tony	Released
4/29/2013	Herman, Brad	Released
4/29/2013	Robertson, Tracy	Released
4/29/2013	Williams, Malcolm	Released

MAY, 2013

5/3/2013	Allen, Ryan	Signed
5/3/2013	Bartholomew, Ben	Signed
5/3/2013	Cherrington, Dewayne	Signed
5/3/2013	Davis, Kanorris	Signed
5/3/2013	Fisher, Elvis	Signed
5/3/2013	Ford, Brandon	Signed
5/3/2013	Grissom, Cory	Signed
5/3/2013	Hines, Quentin	Signed
5/3/2013	Jones, Brandon	Signed
5/3/2013	Kline, Josh	Signed
5/3/2013	McDonald, Chris	Signed
5/3/2013	Moe, TJ	Signed
5/3/2013	Morris, Stephon	Signed
5/3/2013	Sluss, Ian	Signed
5/3/2013	Stankiewitch, Matt	Signed
5/3/2013	Sudfeld, Zach	Signed
5/3/2013	Thompkins, Kenbrell	Signed
5/3/2013	Vellano, Joe	Signed
5/3/2013	Zupancic, Mike	Signed
5/6/2013	Hines, Quentin	Released
5/6/2013	Sluss, Ian	Released
5/7/2013	Shavers, Akeem	Claimed off Waivers (TB)
5/9/2013	Hawkins, Lavelle	Signed
5/13/2013	Green, Tyronne	Signed
5/13/2013	Mattes, R.J.	Signed
5/13/2013	Deaderick, Brandon	Released
5/13/2013	Holmes, Andre	Released
5/14/2013	Harmon, Duron	Signed/Draft Choice
5/15/2013	Love, Kyle	Released
5/16/2013	Ryan, Logan	Signed/Draft Choice
5/17/2013	Collins, Jamie	Signed/Draft Choice
5/17/2013	Beauharnais, Steve	Signed/Draft Choice
5/20/2013	Harrison, Mark	Signed
5/20/2013	Ruffer, David	Signed

MAY, 2013 (continued)

5/22/2013	Haslam, Kevin	Claimed off Waivers (SD)
5/22/2013	Mattes, R.J.	Released
5/28/2013	Boyce, Josh	Signed/Draft Choice
5/28/2013	Buchanan, Michael	Signed/Draft Choice
5/31/2013	Green, Tyronne	Released
5/31/2013	Moe, TJ	Released

JUNE, 2013

6/3/2013	Mattes, R.J.	Signed
6/3/2013	Moe, TJ	Placed on Reserve/Injured
6/5/2013	Shavers, Akeem	Released
6/6/2013	Edds, A.J.	Signed
6/10/2013	Cherrington, Dewayne	Released
6/10/2013	Kafka, Mike	Released
6/11/2013	Tebow, Tim	Signed
6/14/2013	Ruffer, David	Released
6/17/2013	Winn, George	Signed
6/20/2013	Dobson, Aaron	Signed/Draft Choice
6/26/2013	Hernandez, Aaron	Released

JULY, 2013

7/19/2013	Jones, Donald	Released
7/19/2013	Ashford, Perez	Signed
7/19/2013	Sims, Quentin	Signed
7/21/2013	Green, Justin	Signed
7/22/2013	White, Anthony Rashad	Signed
7/25/2013	Stankiewitch, Matt	Released
7/25/2013	Green, Tyronne	Signed
7/31/2013	Ashford, Perez	Released
7/31/2013	Hawkins, Lavelle	Released
7/31/2013	McDonald, Nick	Released

AUGUST, 2013

8/1/2013	Chappelear, Tarvis	Signed
8/1/2013	Haggerty, Johnathan	Signed
8/1/2013	Tuinei, Lavasier	Signed
8/1/2013	Vallone, Scott	Signed
8/1/2013	Morris, Stephon	Released
8/2/2013	Patterson, Luke	Signed
8/2/2013	Schwab, Brice	Signed
8/2/2013	Chappelear, Tarvis	Released
8/2/2013	Zupancic, Mike	Released
8/3/2013	Fisher, Elvis	Released
8/3/2013	Tuinei, Lavasier	Released
8/5/2013	Stankiewitch, Matt	Signed
8/5/2013	Zupancic, Mike	Signed
8/12/2013	Lewis, LeQuan	Signed
8/12/2013	Ford, Brandon	Released
8/13/2013	Landi, Evan	Signed
8/13/2013	Vega, Jason	Released
8/15/2013	Green, Tyronne	Placed on Reserve/Injured
8/15/2013	Haslam, Kevin	Released
8/15/2013	Jenkins, Michael	Released
8/19/2013	Edds, A.J.	Released
8/19/2013	Mattes, R.J.	Released
8/19/2013	Vallone, Scott	Released
8/26/2013	Morris, Stephon	Signed
8/26/2013	Vallone, Scott	Signed
8/26/2013	Grissom, Cory	Placed on Reserve/Injured
8/26/2013	Zusevics, Markus	Placed on Reserve/Injured
8/26/2013	Armstead, Armond	Placed on Reserve/NFI List
8/26/2013	Harrison, Mark	Placed on Reserve/NFI List
8/26/2013	Aiken, Kamar	Released
8/26/2013	Jones, Brandon	Released
8/26/2013	Koutouvides, Niko	Released
8/26/2013	Lewis, LeQuan	Released
8/26/2013	Zupancic, Mike	Released
8/27/2013	Landi, Evan	Released
8/27/2013	White, Anthony Rashad	Released
8/28/2013	Peña, Gilbert	Claimed off Waivers (GB)
8/28/2013	Schwab, Brice	Released
8/28/2013	Davis, Ja'Gared	Claimed off Waivers (HOU)
8/28/2013	Dowling, Ras-I	Released
8/30/2013	Bartholomew, Ben	Released
8/30/2013	Ballard, Jake	Released
8/30/2013	Benard, Marcus	Released
8/30/2013	Fells, Daniel	Released
8/30/2013	Haggerty, Johnathan	Released
8/30/2013	Patterson, Luke	Released
8/30/2013	Peña, Gilbert	Released
8/30/2013	Rivera, Mike	Released
8/30/2013	Stankiewitch, Matt	Released
8/30/2013	Vallone, Scott	Released
8/31/2013	Wilson, Adrian	Placed on Resevve/Injured
8/31/2013	Cunningham, Jermaine	Released



2013 TRANSACTIONS

August, 2013 (continued)

8/31/2013	Davis, Ja'Gared	Released
8/31/2013	Davis, Kanorris	Released
8/31/2013	Forston, Marcus	Released
8/31/2013	Francis, Justin	Released
8/31/2013	Green, Justin	Released
8/31/2013	McDonald, Chris	Released
8/31/2013	Mesko, Zoltan	Released
8/31/2013	Morris, Stephon	Released
8/31/2013	Sims, Quentin	Released
8/31/2013	Tarpinian, Jeff	Released
8/31/2013	Tebow, Tim	Released
8/31/2013	Winn, George	Released

SEPTEMBER, 2013

9/1/2013	Barker, Chris	Claimed off Waivers (MIA)
9/1/2013	Cave, Braxston	Claimed off Waivers (CLE)
9/1/2013	Francis, A.J.	Claimed off Waivers (MIA)
9/1/2013	White, Chris	Claimed off Waivers (DET)
9/1/2013	Cole, Marquice	Released
9/1/2013	Washington, Leon	Released
9/1/2013	Davis, Kanorris	Signed to the practice squad
9/1/2013	Davis Ja'Gared	Signed to the practice squad
9/1/2013	Forston, Marcus	Signed to the practice squad
9/1/2013	Green, Justin	Signed to the practice squad
9/1/2013	Tarpinian, Jeff	Signed to the practice squad
9/2/2013	Cole, Marquice	Signed
9/2/2013	Kline, Josh	Released
9/2/2013	Sims, Quentin	Signed to the practice squad
9/2/2013	Develin, James	Released
9/3/2013	Mulligan, Matthew	Signed
9/3/2013	Devey, Jordan	Signed to the practice squad
9/3/2013	Dill, R.J.	Signed to the practice squad
9/4/2013	Kline, Josh	Signed to the practice squad
9/4/2013	Tarpinian, Jeff	Released from the practice squad
9/5/2013	Cave, Braxston	Released
9/5/2013	Mulligan, Matthew	Released
9/6/2013	Develin, James	Signed
9/7/2013	Kline, Josh	Signed from the practice squad
9/7/2013	Washington, Leon	Signed
9/7/2013	Cave, Braxston	Signed to the practice squad
9/7/2013	Francis, A.J.	Released
9/10/2013	Vereen, Shane	Placed on Reserve/Injured (designated to return)
9/10/2013	Mulligan, Matthew	Signed
9/10/2013	Francis, A.J.	Signed to the practice squad
9/10/2013	Sims, Quentin	Released from the practice squad
9/11/2013	Jones, Chris	Claimed iff Waivers (TB)
9/11/2013	Kline, Josh	Released
9/13/2013	Kline, Josh	Signed to the practice squad
9/13/2013	Dill, R.J.	Released from the practice squad
9/27/2013	Cole, Marquice	Released
9/28/2013	Davis, Kanorris	Signed from the practice squad
9/30/2013	Davis, Kanorris	Released

OCTOBER, 2013

10/1/2013	Cole, Marquice	Signed
10/2/2013	Davis, Kanorris	Signed to the practice squad
10/3/2013	Wilfork, Vince	Placed on Reserve/Injured
10/3/2013	Collie, Austin	Signed
10/3/2013	Sudfeld, Zach	Released
10/4/2013	Cole, Marquice	Released
10/5/2013	Davis, Ja'Gared	Signed ffrom the practice squad
10/5/2013	Davis, Kanorris	Signed from the practice squad
10/7/2013	Cole, Marquice	Signed
10/7/2013	Davis, Ja'Gared	Released
10/7/2013	Davis, Kanorris	Released
10/9/2013	Neblett, Andre	Signed
10/9/2013	Davis, Ja'Gared	Signed to the practice squad
10/9/2013	Davis, Kanorris	Signed to the practice squad
10/12/2013	Forston, Marcus	Signed from the practice squad
10/12/2013	Neblett, Andre	Released
10/16/2013	Neblett, Andre	Signed
10/16/2013	Howard, Travis	Signed to the practice squad
10/16/2013	Mayo, Jerod	Placed on Reserve/Injured
10/21/2013	Neblett, Andre	Released
10/23/2013	Carter, Andre	Signed
10/23/2013	Siliga, Sealver	Signed to the practice squad
10/23/2013	Howard, Travis	Released from the practice squad
10/29/2013	Sopoaga, Isaac	Acquired via Trade (PHI)
10/29/2013	Vollmer, Sebastian	Placed on Reserve/Injured

NOVEMBER, 2013

11/2/2013	Kelly, Tommy	Placed on Reserve/Injured
11/2/2013	Kline, Josh	Signed from the practice squad
11/5/2013	Williams, LaQuan	Signed
11/5/2013	Wood, Cierre	Signed to the practice squad

NOVEMBER, 2013 (continued)

11/5/2013	Collie Austin	Released
11/15/2013	Williams, LaQuan	Released
11/18/2013	Vereen, Shane	Activated to the 53-man Roster
11/23/2013	Green, Justin	Signed from the practice squad
11/23/2013	Washington, Leon	Released
11/26/2013	Forston, Marcus	Released
11/26/2013	Green, Justin	Released
11/27/2013	Siliga, Sealver	Signed from the practice squad
11/27/2013	Williams, D.J.	Signed
11/27/2013	Ford, Patrick	Signed to the practice squad
11/28/2013	Green, Justin	Signed to the practice squad
11/28/2013	Forston, Marcus	Signed to the practice squad

DECEMBER, 2013

12/2/2013	Dill, R.J.	Signed to the practice squad
12/3/2013	Ford, Patrick	Released from the practice squad
12/4/2013	Williams, D.J.	Released
12/5/2013	Collie, Austin	Signed
12/9/2013	Williams, D.J.	Signed
12/9/2013	Gronkowski, Rob	Placed on Reserve/Injured
12/26/2013	Cole, Marquice	Released
12/27/2013	Wood, Cierre	Released from the practice squad
12/27/2013	McGuffie, Samm	Signed to the practice squad
12/27/2013	Collie, Austin	Released
12/28/2013	Davis, Kanorris	Signed from the practice squad
12/28/2013	Green, Justin	Signed from the practice squad
12/30/2013	Dill, R.J.	Released from the practice squad
12/30/2013	Mattes, R.J.	Signed to the practice squad
12/30/2013	Reed, Taylor	Signed to the practice squad
12/31/2013	Orton, Greg	Signed to the practice squad

JANUARY, 2014

1/2/2014	Boyce, Josh	Placed on Reserve/Injured
1/2/2014	Collie, Austin	Signed



UNOFFICIAL DEPTH CHART

Unofficial depth chart compiled by Patriots media relations, January 6, 2014

OFFENSE

WR:	80 Danny Amendola	85 Kenbrell Thompkins	18 Matthew Slater
LT:	77 Nate Solder	74 Will Svitek	
LG:	70 Logan Mankins	67 Josh Kline	
C:	62 Ryan Wendell	64 Chris Barker	
RG:	63 Dan Connolly	67 Josh Kline	
RT:	61 Marcus Cannon	74 Will Svitek	
TE:	47 Michael Hoomanawanui	88 Matthew Mulligan	45 D.J. Williams
WR:	11 Julian Edelman	17 Aaron Dobson	10 Austin Collie
QB:	12 Tom Brady	15 Ryan Mallett	
RB:	22 Stevan Ridley	38 Brandon Bolden	46 James Develin
RB:	34 Shane Vereen	29 LeGarrette Blount	

DEFENSE

LE:	50 Rob Ninkovich	92 Jake Bequette	99 Michael Buchanan
DT:	71 Sealver Siliga	90 Isaac Sopoaga	
DT:	94 Chris Jones	72 Joe Vellano	
RE:	95 Chandler Jones	96 Andre Carter	
LB:	91 Jamie Collins	52 Dane Fletcher	58 Steve Beauharnais
LB:	55 Brandon Spikes	59 Chris White	
LB:	54 Dont'a Hightower	52 Dane Fletcher	
LCB:	31 Aqib Talib	26 Logan Ryan	
RCB:	37 Alfonzo Dennard	25 Kyle Arrington	41 Justin Green
S:	28 Steve Gregory	30 Duron Harmon	36 Kannorris Davis
S:	32 Devin McCourty	27 Tavon Wilson	43 Nate Ebner

SPECIAL TEAMS

K:	3 Stephen Gostkowski	
P:	6 Ryan Allen	
H:	6 Ryan Allen	
PR:	11 Julian Edelman	
KR:	29 LeGarrette Blount	18 Matthew Slater
LS:	48 Danny Aiken	

PRONUNCIATION GUIDE

Danny Amendola	am-men-DOLE-uh	Stevan Ridley	STEE-ven
Jake Bequette	BECK-it	Sealver Siliga	SIL-ver SEE-ling-gah
Steve Beauharnais	bo-HARR-ness	Nate Solder	SOLD-er
LeGarrette Blount	LUH-garrett blunt	Isaac Sopoaga	SOAP-oh-ahh-gah
Alfonzo Dennard	DENN-erd	Will Svitek	SVEE-teck
Stephen Gostkowski	gust-OW-ski	Aqib Talib	UH-keeb Tuh-leeb
Dont'a Hightower	don-TAY	Ryan Wendell	when-DELL
Michael Hoomanawanui	HO-oh-mah-nah-wah-noo-wee	Tavon Wilson	TAY-von