



## PATRIOTS RETURN TO AFC EAST PLAY AT MIAMI

## MEDIA SCHEDULE

## WEDNESDAY, DECEMBER 11

9:40 a.m. Bill Belichick Press Conference  
(Media Workroom)  
Approx. 10:45 a.m. Practice  
12:30 p.m. Media Lunch  
Approx. 12:30 p.m. Tom Brady Media Availability  
12:45 p.m. Open Locker Room  
4:45 p.m. Miami Player Conference Call  
5:00 p.m. Joe Philbin Conference Call

## THURSDAY, DECEMBER 12

Approx. 10:45 a.m. Practice  
Approx. 1:00 p.m. Open Locker Room

## FRIDAY, DECEMBER 13

9:40 a.m. Bill Belichick Press Conference  
(Media Workroom)

Approx. 10:30 a.m. Practice  
Approx. 12:30 p.m. Open Locker Room

## SATURDAY, DECEMBER 14

Team Walkthrough - No Media Availability

## SUNDAY, DECEMBER 15

1:00 p.m. Patriots at Dolphins

## 2013 PATRIOTS SCHEDULE

## REGULAR SEASON (10-3)

Sun., Sept. 8	at Buffalo	23-21	W
Thurs., Sept. 12	N.Y. Jets	13-10	W
Sun., Sept. 22	Tampa Bay	23-3	W
Sun., Sept. 29	at Atlanta	30-23	W
Sun., Oct. 6	at Cincinnati	6-13	L
Sun., Oct. 13	New Orleans	30-27	W
Sun., Oct. 20	at N.Y. Jets	27-30 (OT)	L
Sun., Oct. 27	Miami	27-17	W
Sun., Nov. 3	Pittsburgh	55-31	W
Sun., Nov. 10	BYE WEEK		
Mon., Nov. 18	at Carolina	20-24	L
Sun., Nov. 24	Denver	34-31 (OT)	W
Sun., Dec. 1	at Houston	34-31	W
Sun., Dec. 8	Cleveland	27-26	W
Sun., Dec. 15	at Miami	1:00 p.m.	CBS
Sun., Dec. 22	at Baltimore	8:30 p.m.	NBC*
Sun., Dec. 29	Buffalo	1:00 p.m.	CBS*

**Bold** indicates nationally televised games

## AFC EAST STANDINGS

Team	W	L	T	Pct.	PF	PA
<b>NEW ENGLAND</b>	<b>10</b>	<b>3</b>	<b>0</b>	<b>.769</b>	<b>349</b>	<b>287</b>
Miami Dolphins	7	6	0	.538	286	276
New York Jets	6	7	0	.462	226	337
Buffalo Bills	4	9	0	.308	273	334

## PATRIOTS MEDIA WEBSITE

The Patriots' media website, located at <http://media.patriots.com>, will be updated for registered users throughout the season with all the latest media information, schedules, rosters and press releases.

## NEW ENGLAND PATRIOTS (10-3) at MIAMI DOLPHINS (7-6)

Sunday, Dec. 15, 2013 ★ Sun Life Stadium (75,192) ★ 1:00 p.m. ET

The New England Patriots improved to 10-3 with their third straight come-from-behind victory last Sunday against the Cleveland Browns. The Patriots rallied for a 27-26 victory after the Browns took a 26-14 fourth-quarter lead with 2:39 remaining. After the Browns extended the lead to 26-14, the Patriots scored two touchdowns in a 30-second span (sandwiched around an onside kick recovery) to take a 27-26 lead on Julian Edelman's 2-yard scoring grab with 1:01 remaining and Danny Amendola's 1-yard scoring catch with 31 seconds left in the game.

The Patriots can clinch their fifth straight AFC East Title and qualify for the playoffs for the 21<sup>st</sup> time in its 54 year history with a win this week against the Miami Dolphins. It would also be the 15<sup>th</sup> playoff berth in the 20 seasons since Robert Kraft purchased the team in 1994, a dramatic contrast to the six total playoff berths that the team earned in its first 34 years of existence.

The Patriots own the NFL's best December record since 2001 with a 47-6 (.887) record, Bill Belichick has the best December record among NFL head coaches in NFL history at 49-8 (.860) and Tom Brady has the best winning percentage for any quarterback since the 1970 NFL merger with a 43-6 record for a .878 winning percentage.

## BROADCAST INFORMATION

**TELEVISION:** This week's game will be broadcast to a national audience by **CBS** and can be seen in Boston on **WBZ-TV Channel 4**. **Jim Nantz** will handle play-by-play duties with **Phil Simms** providing color. The game will be produced by **Lance Barrow** and directed by **Mike Arnold**.

**NATIONAL RADIO:** This week's game will be broadcast to a national audience by **Westwood One Sports**. **Tom McCarthy** and **Rod Woodson** will call the game.

**RADIO:** 98.5 FM, The Sports Hub, is the flagship station for the **Patriots Radio Network**. A complete listing of the network's 37 stations can be found at the back of the press release on the Patriots Football Network page. Play-by-play broadcaster **Bob Socci** will call the action along with former Patriots quarterback **Scott Zolak**, who will provide color analysis.

## DIVISIONAL DOMINANCE I

The Patriots have the highest winning percentage in division games from November until the end of the season since 2002.

Team	W	L	T	Pct.
<b>New England</b>	<b>31</b>	<b>7</b>	<b>0</b>	<b>.816</b>
Indianapolis	31	10	0	.756
San Diego	28	11	0	.718
Pittsburgh	31	14	0	.688
Green Bay	31	14	1	.685

## NFL'S TOP DECEMBER RECORD SINCE 2001

The Patriots have an NFL-best 47-6 record in the month of December since the 2001 season.

Rk	Team	Record
<b>1</b>	<b>New England Patriots</b>	<b>47-6</b>
2	Philadelphia Eagles	38-16
3	Green Bay Packers	36-17
3	Pittsburgh Steelers	36-18

## MEDIA CONTACTS

**Stacey James**, Vice President of Media Relations, [staceyj@patriots.com](mailto:staceyj@patriots.com), 508-384-9105

**Aaron Salkin**, Director of Media Relations, [aarons@patriots.com](mailto:aarons@patriots.com), 508-326-6870

**Christy Berkery**, Social Media Manager, [christyb@patriots.com](mailto:christyb@patriots.com), 508-549-0518

**Michael Jurovaty**, Asst. Dir. Of Media Relations, [mjurovaty@patriots.com](mailto:mjurovaty@patriots.com), 508-326-6187

**Cecily Faenza**, Media Relations Coordinator, [cecilyf@patriots.com](mailto:cecilyf@patriots.com), 774-254-7917

**Jeremie Smith**, Corp. Communications Coord., [jeremies@patriots.com](mailto:jeremies@patriots.com), 508-549-0492



# ROBERT KRAFT NEWS & NOTES

Since Robert Kraft purchased the team in 1994, the Patriots have experienced one of the most dramatic turnarounds in the history of sports. Now in his 20th season of ownership, Kraft has transformed one of the league's least successful clubs into what many observers view as a model NFL franchise. In the five seasons immediately preceding his purchase (1989-93), the Patriots were a moribund team, winning just 19 of 80 games (.238 pct.) and recording the worst record in the NFL over that span. When he bought the franchise on Jan. 21, 1994, Kraft announced his intention to bring a championship to New England, a tall order considering the team's previous success rate. But under Kraft's leadership, the Patriots have won more division titles (12), conference crowns (6) and Super Bowl championships (3) than any other NFL team. The Patriots have made six Super Bowl appearances since Kraft purchased the team, a period during which no other NFL franchise has earned more than four berths. In Kraft's 19 seasons, the Patriots qualified for the playoffs 14 times, more than doubling the franchise's accomplishments during its first 34 seasons.



	<b>Pre-Kraft 1960-93</b>	<b>1989-93</b>	<b>Kraft Era 1994-13</b>
Overall Record	225-276-9	19-61	235-113
Winning Pct.	.450	.238	.675
Super Bowl Titles	0	0	3
Conference Titles	1	0	6
Division Titles	3	0	12
Playoff Seasons	6	0	14
Playoff Record	4-6	--	20-11
Home Playoff Games	1	0	17
Home Playoff Record	0-1	--	14-3

## A CHAMPIONSHIP TRADITION

### MULTIPLE LEAGUE CHAMPIONSHIPS SINCE 2001

Team	League	Titles
Los Angeles Lakers.....	NBA.....	4
<b>New England Patriots.....</b>	<b>NFL.....</b>	<b>3</b>
San Antonio Spurs.....	NBA.....	3
Boston Red Sox.....	MLB.....	3

### HIGHEST WINNING PERCENTAGE IN MAJOR PROFESSIONAL SPORTS SINCE 1994 (regular season)

Team	League	PCT
San Antonio Spurs.....	NBA.....	.683
<b>New England Patriots.....</b>	<b>NFL.....</b>	<b>.678</b>
Detroit Red Wings.....	NHL.....	.664
Los Angeles Lakers.....	NBA.....	.646
Green Bay Packers.....	NFL.....	.639
Pittsburgh Steelers.....	NFL.....	.623

## 214-GAME SELLOUT STREAK

In the early 1990s, the Patriots seemed destined for relocation until Robert Kraft's purchase of the team rejuvenated local interest. In 1991, the season ticket base was just 17,635, barely enough to support the club. Now, the season tickets are capped and more than 50,000 fans are on a season ticket waiting list. The Patriots have sold out 214 consecutive home games, including playoff and preseason games (dating back to the 1994 season opener).

## SINCE ROBERT KRAFT PURCHASED THE TEAM IN 1994...

### TOTAL VICTORIES SINCE 1994 (Regular Season)

<b>New England Patriots.....</b>	<b>215</b>
Green Bay Packers.....	202
Pittsburgh Steelers.....	197
Indianapolis Colts.....	191

### TOTAL VICTORIES SINCE 1994 (Incl. Postseason)

<b>New England Patriots.....</b>	<b>235</b>
Green Bay Packers.....	218
Pittsburgh Steelers.....	214
Indianapolis Colts.....	202
Denver Broncos.....	198
Philadelphia Eagles.....	185

### WINNING PERCENTAGE SINCE 1994 (Incl. Postseason)

Team	W	L	T	Pct.
<b>New England Patriots.....</b>	<b>235</b>	<b>113</b>	<b>0</b>	<b>.675</b>
Green Bay Packers.....	218	126	1	.633
Pittsburgh Steelers.....	214	129	1	.624
Denver Broncos.....	198	135	0	.595
Indianapolis Colts.....	202	139	0	.592
Philadelphia Eagles.....	185	152	2	.549
New York Giants.....	176	156	1	.530

### SUPER BOWL CHAMPIONSHIPS SINCE 1994

<b>New England Patriots.....</b>	<b>3</b>
Baltimore.....	2
Green Bay.....	2
Pittsburgh Steelers.....	2
Denver Broncos.....	2
N.Y. Giants.....	2
6 Teams.....	1

### CONFERENCE CHAMPIONSHIPS SINCE 1994

<b>New England Patriots.....</b>	<b>6</b>
Pittsburgh Steelers.....	4
Green Bay Packers.....	3
New York Giants.....	3
Baltimore.....	2
Denver Broncos.....	2
St. Louis Rams.....	2
Indianapolis Colts.....	2
San Francisco.....	2
12 Teams.....	1

### DIVISION CHAMPIONSHIPS SINCE 1994

<b>New England Patriots.....</b>	<b>12</b>
Pittsburgh Steelers.....	10
Green Bay Packers.....	9
Indianapolis Colts.....	8

### PLAYOFF VICTORIES SINCE 1994

<b>New England Patriots.....</b>	<b>20</b>
Pittsburgh Steelers.....	17
Green Bay Packers.....	16
Baltimore.....	14
Philadelphia Eagles.....	11
Indianapolis Colts.....	11

### PLAYOFF GAMES PLAYED SINCE 1994

<b>New England Patriots.....</b>	<b>31</b>
Green Bay Packers.....	28
Pittsburgh Steelers.....	27
Indianapolis Colts.....	24
Philadelphia Eagles.....	22
Baltimore Ravens.....	21

### PLAYOFF SEASONS SINCE 1994

Indianapolis Colts.....	15
<b>New England Patriots.....</b>	<b>14</b>
Green Bay Packers.....	14
Pittsburgh Steelers.....	12
Philadelphia Eagles.....	11
Minnesota Vikings.....	10

### PLAYOFF WINNING PERCENTAGE SINCE 1994

Team	W	L	Pct.
Baltimore Ravens.....	14.....	7.....	.667
<b>New England Patriots.....</b>	<b>20.....</b>	<b>11.....</b>	<b>.645</b>
Pittsburgh Steelers.....	17.....	10.....	.630
New York Giants.....	10.....	6.....	.625
Arizona Cardinals.....	5.....	3.....	.625
New Orleans Saints.....	6.....	4.....	.600
Carolina Panthers.....	6.....	4.....	.600

## KRAFT PRODUCES MORE WINS THAN EVERY OTHER PATRIOT OWNER COMBINED

The Patriots have 235 wins overall under Robert Kraft. He has produced more victories than every other Patriots owner combined. Under Kraft, the Patriots are 235-113 overall since he purchased the team in 1994. Kraft's predecessors in the owner's office went 225-276-9 in the 34 years prior to his purchase of the team.



# ROBERT KRAFT - 20 YEARS OF OWNERSHIP

## ROBERT KRAFT: ESTABLISHING A WINNING TRADITION

Kraft's winning percentage with the Patriots (.675) since taking over the team in 1994 is not only the highest of any current NFL owner, it ranks second all-time among owners with at least 10 years of experience, trailing only Lee Joannes, who compiled a .698 winning percentage with the Green Bay Packers from 1930-1947.

Owner	Team	Years Owned	Winning Pct.
Lee Joannes	Packers	1930-1947	.698
<b>Robert Kraft</b>	<b>Patriots</b>	<b>1994- current</b>	<b>.675</b>
Eddie De Bartolo Jr.	49ers	1977-1998	.651
Clint Murchison Jr.	Cowboys	1960-1983	.634
Carroll Rosenbaum	Colts	1953-1971	.630
Jim Irsay	Colts	1997- current	.602

## MOST PRO BOWL PLAYERS SINCE 1994

Since Robert Kraft's purchase of the team in 1994, the Patriots have drafted more Pro Bowl players than any other team.

Rank	Team	Players
<b>1</b>	<b>New England</b>	<b>20</b>
2	Green Bay	19
3	Pittsburgh	18

## QUARTERBACK STABILITY

Over the last 20 years, the Patriots have had 14 quarterbacks on their active roster. Of this group, only four quarterbacks have started a regular season or post-season game for the club, and only two (Tom Brady and Drew Bledsoe) have started on Opening Day, the fewest of any AFC East team in both categories. The only other NFL team to have started fewer quarterbacks over the last 20 years is the Green Bay Packers, with three total starters (Brett Favre, Aaron Rodgers, and Matt Flynn) and two Opening Day starters (Brett Favre and Aaron Rodgers).

AFC East	Opening Day QBs since 1994	Overall Starting QBs
<b>New England</b>	<b>2</b>	<b>4</b>
New York Jets	8	17
Buffalo	9	15
Miami	9	20



## PATRIOTS A MODEL OF CONSISTENCY UNDER KRAFT

The Patriots have been a model of consistency at the coaching position under Robert Kraft. With Bill Belichick in his 14<sup>th</sup> season as head coach, the Patriots have had just three head coaches since 1994, the fewest number by far of any AFC East team.

### AFC East Head Coaches Since 1994

<b>New England</b>	<b>3</b>
Buffalo	7
New York Jets	7
Miami	9

## COACHING CONSISTENCY UNDER KRAFT

In a league of constant change at the head coaching position, the Patriots have been a model of consistency under Robert Kraft. Since Kraft took ownership of the team in 1994, the Patriots have had just three head coaches – Bill Parcells (1994-1996), Pete Carroll (1996-1999) and current head coach Bill Belichick (2000-present), who is in his 14<sup>th</sup> season in New England and is the longest-tenured active head coach in the NFL. The only other NFL teams with fewer head coaches since 1994 is the Pittsburgh Steelers, who have had two – Bill Cowher (1992-2006) and Mike Tomlin (2007-present).

### Team Coaches Since 1994

Pittsburgh Steelers	2
<b>New England Patriots</b>	<b>3</b>
Baltimore Ravens**	3
Houston Texans*	3
New York Giants	3
Tennessee Titans	3

\* Since 2002.

\*\* Since 1996.

## COVER BOYS

Kraft's success as an owner has brought the Patriots a great increase in national recognition. Prior to Kraft's ownership, the Patriots had been featured on the cover of just four issues of *Sports Illustrated* (1966, 1977, 1981, and 1986). Since 1994, New England has graced the cover a total of 27 times, including 17 that feature Tom Brady alone.







# PATRIOTS HOME DOMINANCE



Since the Patriots opened Gillette Stadium in 2002, they have celebrated more regular season and postseason wins than any other team in the NFL. The Patriots have the highest point differential at home, rank first in points scored and third in points allowed at Gillette Stadium.

## REGULAR SEASON HOME RECORD SINCE 2002

Rank	Team	W	L	T	Pct.
1	New England	80	15	0	0.842
2	Baltimore	73	22	0	0.768
3	Indianapolis	70	24	0	0.745
4	Pittsburgh	66	27	1	0.718
5	Green Bay	66	28	1	0.714

## HOME PLAYOFF RECORD SINCE 2002 (MIN. 5 GAMES)

Rank	Team	W	L	Pct
1	Seattle	5	1	0.833
2	New England	10	3	0.769
3	Pittsburgh	6	2	0.750
4	Indianapolis	6	3	0.667
5	Philadelphia	5	3	0.625

## HOME RECORD SINCE 2002 (INCLUDING PLAYOFFS)

Rank	Team	W	L	T	Pct.
1	New England	90	18	0	0.833
2	Baltimore	75	24	0	0.758
3	Indianapolis	76	27	0	0.738
4	Pittsburgh	71	29	1	0.711
5	Seattle	70	30	0	0.700

## HOME RECORD AFTER HALLOWEEN SINCE 2002 (INCLUDING PLAYOFFS)

Rank	Team	W	L	T	Pct.
1	New England	52	12	0	0.813
2	Baltimore	44	16	0	0.746
3	Indianapolis	48	17	0	0.741
4	Green Bay	42	16	1	0.720
5	San Diego	37	22	0	0.627

## HOME RECORD VS. NFC SINCE 2002

Rank	Team	W	L	T	Pct.
1	Pittsburgh	20	3	1	0.854
2	New England	20	4	0	0.833
3	Baltimore	20	4	0	0.833
4	Indianapolis	17	7	0	0.708
5	Jacksonville	15	10	0	0.600

## HOME RECORD VS DIVISIONAL OPPONENTS SINCE 2002

Rank	Team	W	L	T	Pct.
1	New England	30	5	0	0.857
2	Indianapolis	28	6	0	0.824
3	Green Bay	27	8	1	0.764
4	Seattle	26	8	0	0.765
5	Pittsburgh	24	10	0	0.706

## POINT DIFFERENTIAL AT HOME SINCE 2002

Rank	Team	Point Differential
1	New England	991
2	Baltimore	825
3	Green Bay	774
4	Pittsburgh	664
5	San Diego	628

## POINTS ALLOWED PER GAME AT HOME SINCE 2002

Rank	Team	Points Allowed
1	Baltimore	16.1
2	Pittsburgh	17.1
3	New England	17.4
4	Seattle	18.0
5	Green Bay	18.8

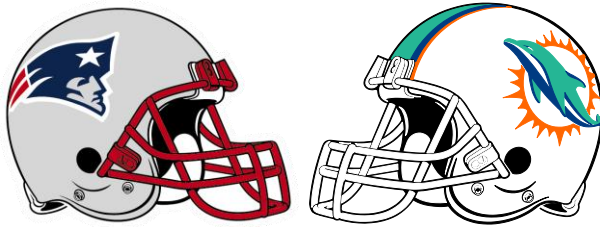
## POINTS SCORED PER GAME AT HOME SINCE 2002

Rank	Team	Points Scored
1	New England	27.8
2	Green Bay	26.9
3	San Diego	26.8
4	New Orleans	26.7
5	Indianapolis	25.7



# PATRIOTS VS. DOLPHINS

## SERIES HISTORY



The New England Patriots and Miami Dolphins will square off for the 97<sup>th</sup> time, including three playoff games, in their 48<sup>th</sup> year as division foes and for the second of two meetings of the 2013 season. The Patriots extended their streak to seven straight wins over Miami after a 27-17 victory at Gillette Stadium in the first meeting on Oct. 27, 2013. The Patriots have won three straight at Miami.

The Dolphins and Patriots met for the first time in 1966 and began playing twice a year during the regular season in 1967, except in 1982 during the strike year.

The Patriots swept the series in the last three seasons (2010-2012) and will be looking for a fourth straight sweep and their 10<sup>th</sup> series sweep overall this week.

The Patriots have swept the season series for three straight seasons two times (1986-88) and (2010-12) but have never swept the series for four straight seasons.

The Patriots have won nine of the last 10 games against Miami.

The Patriots have had the upper hand at home against Miami, as they hold a 30-17 record in games played in New England in the regular-season, including a 10-2 record at Gillette Stadium. But the Patriots are only 15-33 all-time in Miami, including two postseason games.

The two have played three times in the postseason with New England holding a 2-1 advantage.

## SERIES TRENDS

**Miami 50, New England 46**

(Including New England 2, Miami 1 in Playoffs)

\*-A Miami home game was played in Tampa in 1969

**Record in New England .....31-17 (Incl. 1-0 in playoffs)**

Record in Foxborough ..... 29-15 (1-0)

Record in Boston ..... 2-2

**Record in Miami .....15-33 (Incl. 1-1 in playoffs)**

Record at Dolphins / Pro Player / Joe Robbie/ Sun Life .... 11-15

Record at Orange Bowl.....3-18 (1-1)

**Record in Tampa\* ..... 1-0**

Seasonal Sweeps..... Patriots 9, Dolphins 13

Seasonal Splits ..... 23 (Most recent 2009)

Bill Belichick vs. Miami..... 18-11 (18-9 with New England)

## PATRIOTS-DOLPHINS QUICK HITS

- Since Bill Belichick became Patriots head coach in 2000, New England is 18-9 (.667) against the Miami Dolphins.
- Since 2000, the Patriots are 64-22 (.744) against AFC East opponents. The Patriots are 18-9 against the Dolphins over that span and are 19-9 against the New York Jets and 24-3 against the Buffalo Bills in that time. The Patriots were 3-1 against Indianapolis from 2000 through 2001 when they were in the AFC East.
- The Patriots have not been swept in their season series with a divisional opponent since 2000, when they lost both games to Miami and also to the New York Jets.
- Tom Brady owns a 17-6 record when playing against Miami. While he is 11-1 against Miami in home games, including wins in the last seven games, Brady is just 6-5 in games played in Miami.
- Brady's only home loss to Miami was on Jan. 1, 2006 in the final game of the 2005 season when the Patriots had already locked up the AFC East Title and Brady played in the first quarter before being relieved by backup Matt Cassel.

## PASSING PERFORMANCES

Tom Brady is scheduled to start at quarterback against Miami for the 24<sup>th</sup> time and has compiled a 17-6 record in his previous 23 starts against the Dolphins. Brady is 58-13 in his career as a starter in the regular-season against AFC East opponents, with six of the 13 losses coming to the Dolphins. One of those losses was in the final game of the 2005 season when Brady was pulled after the first quarter.

## PASSING PERFORMANCES

**Tom Brady vs. Miami Dolphins (17-6)**

Date	H/A	A	C	Yd	%	TD	I	Rating	W/L	Score
10/07/01	A	24	12	86	.500	0	0	58.7	L	10-30
12/22/01	H	19	11	108	.579	1	0	91.6	W	20-13
10/06/02	A	31	17	240	.548	2	2	74.7	L	13-26
12/29/02	H	44	25	221	.568	1	1	68.5	W	27-24
10/19/03	A	34	24	283	.706	2	0	115.2	W	19-13
12/07/03	H	31	16	163	.516	0	0	67.0	W	12-0
10/10/04	H	19	7	76	.368	2	1	62.6	W	24-10
12/20/04	A	29	18	171	.621	3	4	73.3	L	28-29
11/13/05	A	36	21	275	.583	2	2	77.9	W	23-16
01/01/06*	H	8	3	37	.375	1	1	52.6	L	26-28
10/08/06	H	29	16	140	.552	2	0	91.2	W	20-10
12/10/06	A	25	12	78	.480	0	0	55.1	L	0-21
10/21/07	A	25	21	354	.840	6	0	158.3	W	49-28
12/23/07	H	33	18	215	.545	3	2	79.7	W	28-7
11/08/09	H	37	25	332	.676	1	1	93.5	W	27-17
12/06/09	A	29	19	352	.655	2	2	101.5	L	21-22
10/04/10	A	24	19	153	.792	1	0	107.1	W	41-14
01/02/11	H	16	10	199	.625	2	0	145.6	W	38-7
09/12/11	A	48	32	517	.667	4	1	121.6	W	38-24
12/24/11	H	46	27	304	.587	1	0	85.8	W	27-24
12/02/12	A	40	24	238	.600	1	1	74.8	W	23-16
12/30/12	H	36	22	284	.611	2	0	104.4	W	28-0
10/27/13	H	22	13	116	.591	1	1	69.5	W	27-17
<b>Totals</b>		<b>685</b>	<b>412</b>	<b>4942</b>	<b>.601</b>	<b>40</b>	<b>19</b>	<b>90.2</b>		<b>17-6</b>

\*-Played only the first quarter



# PATRIOTS VS. DOLPHINS

## TALE OF THE TAPE

2013 Regular Season	New England	Miami
Record	10-3	7-6
Divisional Standings	1st	2nd
Total Yards Gained	5,017	4,223
Total Offense (Rank)	385.9 (8)	324.8 (24)
Rush Offense	120.0 (13)	95.8 (23)
Pass Offense	265.9 (8)	229.1 (19)
Points Per Game	26.8 (5)	22.0 (21)
Total Yards Allowed	4,840	4,533
Total Defense (Rank)	372.3 (24)	348.7 (16)
Rush Defense	135.8 (31)	118.8 (23)
Pass Defense	236.5 (16)	229.8 (13)
Points Allowed/Game	22.1 (10)	21.2 (9)
Possession Avg.	29:06	28:53
Sacks Allowed/Yards Lost	36/228	48/337
Sacks Made/Yards	36/242	40/259
Total Touchdowns Scored	37	30
Penalties Against/Yards	57/534	55/502
Punts/Avg.	64/45.4	66/48.7
Turnover Differential	+6 (9T)	+2 (13)

## FIRST 2013 MEETING: PATRIOTS 27, MIAMI 17

October 27, 2013 ★ Gillette Stadium

	1	2	3	4	Final
<b>Miami Dolphins</b>	7	10	0	0	— 17
<b>New England Patriots</b>	0	3	17	7	— 27

The New England Patriots improved to a 6-2 record with a come-from-behind 27-17 victory over the visiting Miami Dolphins.

Trailing 17-3 after gaining just 59 yards in the first half, the Patriots quickly turned the game around in the third quarter with two touchdowns in a span of seven plays.

The Patriots ran for 111 yards in the second half, recorded six second-half sacks, and forced three second-half turnovers to lead the comeback.

Tom Brady, who completed six-of-eight pass attempts for only 25 yards in the first half, threw for 76 of his 116 yards in the third quarter.

After Miami missed on a 46-yard field goal attempt that would have extended the lead to 20-3 in the third quarter, a 23-yard run by RB Stevan Ridley and a 23-yard pass from Brady to TE Rob Gronkowski helped set up a 14-yard touchdown pass from Brady to WR Aaron Dobson that closed the gap to 17-10 to begin the comeback.

The Patriots regained possession two plays after the kickoff when CB Logan Ryan forced a fumble on a 10-yard sack of Miami QB Ryan Tannehill that was recovered by DE Rob Ninkovich at the Miami 13-yard line. Three plays later, RB Brandon Bolden scored on a 2-yard touchdown run to tie the game at 17.

New England took the lead for good when K Stephen Gostkowski drilled a 48-yard field goal to make it 20-17 with 8 seconds left in the third quarter.

Brady led the Patriots on their longest drive of the game when he engineered a 12-play, 82-yard drive that took 7:46 off the clock before Ridley scored on a 3-yard run to give expand the lead to 27-17.

The outlook at halftime was bleak after the Dolphins had rushed for 103 yards. Brady's first pass of the game was intercepted by CB Dimitri Patterson and helped set up a Miami touchdown. The Dolphins added to their lead with a 10-point second quarter.

The Patriots defense had a season-high six sacks – all coming in the second half and held Miami scoreless in the second half to help drive the comeback.

## FIRST 2013 MEETING: PATRIOTS 27, MIAMI 17 (continued)

S Marquice Cole recorded his first interception of the season when DB Devin McCourty batted an errant Tannehill pass, volleyball-style, back into the field of play where it was hauled in by Cole early in the fourth quarter. The play gave New England a first down at the Miami 18-yard line and set up a 13-play, 82-yard drive that ended in Ridley's 3-yard touchdown run and a 27-17 Patriots lead.

DE Chandler Jones blocked a 39-yard Miami field goal attempt with 2:51 remaining in the game to help thwart a Miami comeback attempt. The block came with Miami seeking to make the game a one-score contest, as it trailed 27-17 in the fourth quarter.

## CONNECTIONS

### New England Ties

- Dolphins Head Coach Joe Philbin is a native of Springfield, Mass., and received his first coaching job as the offensive line coach for Worcester (Mass.) Technical High School from 1986-87. Philbin also served as the offensive coordinator at Northeastern University from 1995-96.
- Dolphins Offensive Coordinator Mike Sherman is a native of Norwood, Mass., and attended Central Connecticut State in New Britain, Conn. Sherman also spent four years as the offensive line coach and offensive coordinator at Holy Cross in Worcester, Mass. from 1985-88.
- Dolphins Defensive Coordinator Kevin Coyle graduated from the University of Massachusetts and spent nine years at Holy Cross in Worcester, Mass., as an assistant coach and defensive coordinator.
- Eight members of the Dolphins staff, including Philbin and Sherman, are New England natives. Seven hail from Massachusetts while one grew up in Connecticut. The other six New Englanders are:
- Offensive Line Coach Jim Turner: Braintree, Mass. native, Boston College graduate.
- Wide Receivers Coach Ken O'Keefe: Milford, Conn. native, former Worcester (Mass.) Academy Head Coach.
- Assistant Director of Pro Scouting Chris Shea: Belmont, Mass. native and Boston College graduate.
- Director of College Scouting Chris Grier: Holliston, Mass. native and University of Massachusetts graduate.
- Assistant Strength and Conditioning Coach Dave Puloka: Arlington, Mass. native and Holy Cross (Worcester, Mass.) graduate.
- Pro Scout Adam Howe: Raynham, Mass. native and Bridgewater (Mass.) State graduate.

### Miami Ties

- **WR Kenbrell Thompkins** is a native of Miami, Fla. and attended Miami Northwestern High School, located just 10 miles north of Sun Life Stadium.
- Patriots **DT Vince Wilfork** hails from Boynton Beach, Fla., located about 50 miles north of Miami, and was a standout defensive lineman at the University of Miami.

### Former Patriots

- Dolphins Director of College Scouting Chris Grier joined New England as an intern in 1994 and joined the club full-time the following year, serving as a regional scout for six years until joining the Dolphins in 2000. Grier is a native of Holliston, Mass. and attended the University of Massachusetts, where he played football for two years.
- Dolphins **DT A.J. Francis** joined the Patriots at the beginning of the regular season and spent the first 12 weeks on the practice squad before signing with the Dolphins on Nov. 26.



# PATRIOTS VS. DOLPHINS

## CONNECTIONS (continued)

### Former Dolphins

- Patriots Special Teams Coach Scott O'Brien spent two seasons (2005-06) with the Dolphins as coordinator of football operations/assistant to the head coach under Nick Saban.
- Patriots **DL Rob Ninkovich** was claimed by the Dolphins on Sept. 7, 2007 and spent two seasons in Miami as a reserve defensive end before signing with the New Orleans Saints on Dec. 3, 2008.

### Former NFL Teammates

- Patriots **T Will Svitek** was teammates with Dolphins **T Tyson Clabo** and **CB Brent Grimes** for three seasons (2009-12) on the Atlanta Falcons. Svitek and Clabo were positional teammates and started 10 games together at left and right tackle during Atlanta's 10-6 playoff season in 2011.
- Svitek was also teammates with Dolphins **CB Dimitri Patterson** during the 2007 season on the Kansas City Chiefs.
- Dolphins **LB Jason Trusnick** joined Patriots **DB Marquice Cole** and **TE Matthew Mulligan** during the 2009 season on the New York Jets.
- Patriots **WR Austin Collie** was teammates with Dolphins **LB Philip Wheeler** for three seasons from 2009-11 on the Indianapolis Colts.

### Former College Teammates

- Patriots **LB Brandon Spikes** was teammates with Dolphins **C Mike Pouncey** for three seasons (2007-09) and **K Caleb Sturgis** for two seasons (2008-09) at the University of Florida. The trio won a BCS national championship together in 2008.
- Spikes was also teammates with Dolphins **LB Jelani Jenkins** and **RB Mike Gillislee** during the 2009 season at Florida.
- Patriots **RB Shane Vereen** and Dolphins **S D.J. Campbell** were teammates for three seasons (2008-2010) at the University of California.
- Patriots **RB LeGarrette Blount** was teammates with Dolphins **DE Dion Jordan** during the 2009 season at the University of Oregon.
- Dolphins **LB Jonathan Freeny** teamed up with Patriots **DB Devin McCourty** for three seasons (2007-09), **LB Steve Beauharnais** and **DB Duron Harmon** for two seasons (2009-10), and **CB Logan Ryan** for one season (2010) at Rutgers University.
- Patriots **RB Brandon Bolden** was teammates with Dolphins **G John Jerry** for two seasons (2008-09) and **WR Mike Wallace** for one season (2009) at the University of Mississippi.
- Patriots **DL Joe Vellano** teamed up on the defensive line with Dolphins **DT A.J. Francis** for four seasons (2009-2012) at the University of Maryland.
- Patriots **WR Austin Collie** and Dolphins **LS John Denney** were teammates at BYU during the 2004 season.

## WHAT TO LOOK FOR AGAINST THE DOLPHINS

### BILL BELICHICK

- Bill Belichick has led the Patriots to 10 division titles and needs one more to tie Don Shula for the most division titles since the merger with 11.
- Belichick is 49-8 (.860) in December with New England, the best record in December among head coaches with one team in NFL history (min. 25 games). George Seifert is second (27-6, .818).
- Belichick will be looking for his 11<sup>th</sup> 11-win season as a head coach, behind only Don Shula (13).

## WHAT TO LOOK FOR AGAINST THE DOLPHINS (continued)

### TOM BRADY

- Tom Brady (3,685) needs 315 yards passing to reach 4,000 yards for the sixth time in his career. He will join Brett Favre (6), Dan Marino (6), Drew Brees (8) and Peyton Manning (13) as the only player to have at least six seasons with 4,000 passing yards.
- Brady (146) needs one more win to tie Dan Marino (147) for the fourth-most wins in NFL history by a starting quarterback.
- Brady will be looking for his 11<sup>th</sup> division championship, the most by any NFL quarterback. Joe Montana and Peyton Manning have nine division titles.
- Brady to throw for 300 yards for the fourth straight week.
- Brady (4,116) needs eight pass completions against Miami to pass John Elway (4,123) for fifth place on the NFL's all-time pass completion list.

### AARON DOBSON

- Aaron Dobson (35) needs nine receptions to move past Deion Branch (43 in 2002) for the most receptions by a rookie receiver for the Patriots in the Bill Belichick era. Dobson's 492 yards are the most by a rookie receiver under Belichick. Dobson moved past Branch, who had 489 yards in 2002. Dobson's four touchdowns are tied with fellow rookie Kenbrell Thompkins for the most by a Patriots rookie receiver under Belichick. Chad Jackson had three touchdowns in 2006.

### JULIAN EDELMAN

- Julian Edelman needs one more punt return for a touchdown to set the team mark with his fourth punt returned for a touchdown. He is tied with Irving Fryar and Troy Brown with three returns for a touchdown.
- Edelman has 775 yards receiving in 2013 and needs to average 75 yards over the final three games to reach 1,000 yards.

### STEPHEN GOSTKOWSKI

- Stephen Gostkowski has scored in a team record 104 consecutive games and needs to score at least one point against Miami to extend that mark.
- Gostkowski (30) has his second season with 30 or more field goals and needs six more field goals in the final three games to match his franchise record of 36 field goals set in 2008.
- Gostkowski has made 22 straight fourth quarter field goals.

### KENBRELL THOMPKINS

- Kenbrell Thompkins (466) needs 37 yards to pass Wes Moore for the most receiving yards (502 in 1995) by a Patriots rookie free agent. Thompkins already has the most touchdowns by a Patriots undrafted rookie (4) and needs 12 receptions to tie Moore for the most receptions by a Patriots undrafted rookie receiver.

### TEAM

- The Patriots can earn their fifth straight AFC East Title with a win on Sunday. It would match the five straight the Patriots won from 2003 through 2007 as the longest streak in AFC East history.
- A Patriots win can extend their NFL-best December record with a win vs. Miami. The Patriots are 47-6 in the month of December since the 2001 season. The next best team is Philadelphia with a 38-17 record.
- The Patriots have not allowed any fourth quarter points in their last five AFC East games and will look to extend that streak to six against Miami.





# LAST GAME: PATRIOTS VS. BROWNS

## PATRIOTS 27, CLEVELAND 26

December 8, 2013 ★ Gillette Stadium

	1	2	3	4	Final
<b>Cleveland Browns</b>	3	3	13	7	— 26
<b>New England Patriots</b>	0	0	11	16	— 27

Tom Brady threw two touchdowns passed in the final 61 seconds of the game to rally the Patriots to a 27-26 come-from-behind win over the Cleveland Browns, as the Patriots improved to a 10-3 record.

The Patriots trailed 6-0 at halftime. It was the fifth time in six games that they were behind at intermission. The Patriots deficit grew to 19-3 when WR Josh Gordon scored on an 80-yard catch and run with 1:25 left in the third quarter.

RB Shane Vereen's 6-yard touchdown run and a subsequent 2-point conversion cut the lead to 19-14 with six seconds left in the third quarter. New England fell behind 26-14 when QB Jason Campbell threw his third touchdown pass on a 4-yarder to TE Jordan Cameron with 2:39 left to play.

The Patriots responded on the next series when Brady followed a 23-yard pass to WR Julian Edelman with a 19-yard pass to Edelman to get into Cleveland territory. A combination of short passes from Brady to RB Shane Vereen and Edelman helped get in position for a 2-yard touchdown pass to Edelman to make it 26-21 with 1:01 left to play.

The Patriots then executed a successful onside kick that was recovered by CB Kyle Arrington at the Cleveland 40-yard line. After a 10-yard pass from Brady to WR Danny Amendola, Cleveland CB Leon McFadden was called for pass interference on a pass into the end zone to give the Patriots a first down at the 1-yard line with 35 seconds to play. On the next play, Brady connected with Amendola on 1-yard pass to give the Patriots a 27-26 lead.

After a failed two-point play, Cleveland took the ensuing kick and moved to the 40-yard line where K Billy Cundiff missed on a 58-yard field goal try with one second to play.

Brady finished the game with 418 yards passing but completed just 7-of-19 pass attempts for 95 yards in the first half. He was 25-of-33 for 323 yards with two touchdowns in a big second half.

Vereen finished with 12 receptions for 153 yards, setting single-game franchise records for most receptions and most receiving yards by a running back. Vereen's 153 receiving yards topped the 53-year old franchise running back record of 124 receiving yards, achieved by Dick Christy against the Oakland Raiders on Nov. 4, 1960.

The Patriots had only one of their first six first half drives reach Cleveland territory, but that drive stalled at the Cleveland 37-yard line. Cleveland took a 3-0 lead after taking the opening kickoff into New England territory, resulting in a 43-yard field goal. Later in the first quarter, Brady was intercepted by Cleveland at the 44-yard line, leading to a second Browns field goal early in the second quarter.

Campbell, who finished with 391 passing yards and three touchdowns, had a 40-yard touchdown pass to TE Gary Barnidge in the third quarter and his 80-yarder to Gordon to take a 19-3 lead.

The Patriots scored on their final five drives to secure the win.

## PATRIOTS WIN 10 FOR THE 11<sup>TH</sup> STRAIGHT SEASON

New England has reached at least 10 regular-season wins for 11 consecutive seasons, joining San Francisco (16) as the only teams to accomplish the feat.

## BELICHICK ADDS TO NFL RECORD WITH HIS 11 STRAIGHT SEASON OF 10 WINS

Bill Belichick has coached the Patriots to 11 straight seasons with 10 or more wins, adding to his NFL record streak. In 2011, Belichick became the first coach in NFL history with nine straight seasons with at least 10 victories. The win over Cleveland extended his record to 11 straight seasons of 10 wins. George Seifert has the second most consecutive 10-win seasons with eight from 1989-1996 for San Francisco.

## VEREEN SETS TEAM REORD FOR REC. AND REC. YARDS BY A RUNNING BACK

Shane Vereen had 12 receptions for 153 yards, setting single-game franchise records for most receptions and most receiving yards by a running back. Vereen's 153 receiving yards topped the 53-year-old franchise running back record of 124 receiving yards, achieved by Dick Christy against the Oakland Raiders on Nov. 4, 1960. Vereen's 12 receptions topped the previous Patriots running back record of 11 receptions, achieved three times, most recently by Kevin Faulk on Nov. 3, 2000 against Tampa Bay. Vereen's previous single-game receiving bests were 91 yards receiving at the New York Jets on Nov. 22, 2012, and 8 receptions, achieved twice, most recently against Denver on Nov. 24.

## VEREEN IS THE FOURTH RUNNING BACK TO POST 150 YARDS RECEIVING IN A SINGLE GAME IN THE LAST 10 SEASONS

Brain Westbrook - 156 in 2004

Jahvid Best - 154 in 2010

**Shane Vereen - 153 in 2013**

Matt Forte - 151 in 2010

## PATRIOTS RECOVER FIRST ONSIDES KICK SINCE JAN. 1, 1995

The Patriots' Kyle Arrington recovered an onside kick with 1:01 left in the game, marking the first time the Patriots recovered an onside kick since Jan. 1, 1995. In that game, a wild-card playoff game at Cleveland, Corwin Brown recovered a Matt Bahr onside kick with 1:28 left in the game and New England trailing the Bill Belichick-led Browns 20-13. Unlike in the 2013 Browns game, however, in that game the Patriots did not convert their post-onside kick opportunity and lost the playoff game, 20-13.

## PATRIOTS RECOVER FIRST KICK IN A WIN FOR THE SECOND TIME IN TEAM HISTORY

Prior to the Browns game, the only other time the Patriots recovered an onside kick in a victory was on Sept. 27, 1964, when Jim Lee Hunt recovered a Gino Cappelletti onside kick near the end of the first half. Cappelletti missed an ensuing field goal attempt with the Patriots holding a 13-10 second-quarter lead in a game they eventually won 26-10.

## BRADY IS THE FIRST TO BREAK 300 YARDS AGAINST THE BROWNS IN 2013

Tom Brady's 418-yard performance is the first time a passer has broken the 300-yard passing mark against Cleveland in 2013. The Browns entered the game with the 4<sup>th</sup> ranked defense.





# LAST GAME: PATRIOTS VS. BROWNS

## BRADY STRONG IN THE SECOND HALF

Tom Brady has thrown for over 200 yards in the second half in the last three games now after throwing for 323 yards in the second half against Cleveland. It is the first time in his career that he has had three straight games with at least 200 yards in the second half. Brady put up 263 yards after halftime against both the Broncos and the Texans in the previous two games. Brady was 25-of-33 for 323 yards and two touchdowns in the second half against the Browns. In his last three games, Brady is 67-for-89 (75%) for 849 yards, 6 TDs and 0 interceptions for a 127.5 rating in the second half.

## PATRIOTS HAVE THREE BIG RECEPTIONS FROM RUNNING BACKS

- FB James Develin had a career-best 31-yard reception in the second quarter.
- RB LeGarrette Blount had his first reception as a member of the Patriots that resulted in a 32-yard gain in the third quarter to set up a field goal.
- RB Shane Vereen had a 50-yard reception in the third quarter. The catch was the longest by a Patriots running back this season and was the second longest of Vereen's career, trailing only his 83-yard touchdown catch at the New York Jets on Thanksgiving 2012.
- Heading into the game, the previous longest reception by a Patriots running back in 2013 was a 19-yard reception by Vereen in the season-opener at Buffalo on Sept. 8.

## PATRIOTS CONVERT FIRST TWO-POINT PLAY SINCE 2011; FIRST TWO-POINT PASS PLAY SINCE 2009

Tom Brady's 2-point conversion pass to WR Julian Edelman was the team's first successful 2-point play since converting two in the 2011 season when Danny Woodhead had a 2-point rushing play on Jan. 1, 2012 vs. Buffalo and 2-point rush on Sept. 18, 2011 vs. San Diego. The Brady to Edelman play was the first successful 2-point pass play since WR Randy Moss caught a 2-point play on Nov. 8, 2009 vs. Miami.

## BRADY'S THIRD-STRAIGHT GAME WITH 300 YARDS PASSING

Tom Brady had his third straight game with 300 or more passing yards, after having thrown for 344 yards against Denver on Nov. 24 and having totaled 371 yards at Houston on Dec. 1. Brady's personal record for most 300-yard games is five straight in 2009. Brady has thrown for 300 or more yards four times in the last five games, also having totaled 432 yards against Pittsburgh on Nov. 3. In the last five games, the only time Brady did not have 300 or more yards was at Carolina on Nov. 18, when he had 296 yards.

## BRADY REACHES 20 TOUCHDOWNS

Tom Brady had a pair of touchdown passes against Cleveland to raise his 2013 total to 21 touchdowns. Brady has thrown 20 or more touchdown passes 11 times in his career.

## GOSTKOWSKI HAS 22 STRAIGHT FOURTH QUARTER FIELD GOALS

Stephen Gostkowski has made 22 consecutive fourth-quarter field goals, including a 50-yarder in the fourth quarter against the Browns.

## GOSTKOWSKI REACHES 200 FIELD GOALS

Stephen Gostkowski's 50-yard field goal in the fourth quarter was his 200th field goal for the Patriots, joining Adam Vinatieri (262) as the only players in Patriots history with 200 or more field goals.

## GOSTKOWSKI REACHES 30 FIELD GOALS FOR THE SECOND TIME

Gostkowski added two field goals to increase his 2013 total to 30 field goals. It is the second time in his career that he has reached at least 30 field goals in a season. He set a franchise record with 36 field goals in 2008. He is the second Patriots player to reach 30 field goals in two seasons. Adam Vinatieri had 31 field goals in 1998 and 2004.

## PATRIOTS SCORE TWO TOUCHDOWNS IN FINAL 1:01 TO WIN

The Patriots rallied for a 27-26 victory after the Browns took a 26-14 fourth-quarter lead following Jordan Cameron's 4-yard touchdown reception with 2:39 remaining. Cleveland had previously held a 19-3 lead until Shane Vereen's 6-yard touchdown run and a subsequent 2-point conversion cut the lead to 19-14 with six seconds left in the third quarter. After the Browns extended the lead to 26-14, the Patriots scored two touchdowns in a 30-second span (sandwiched around an onside kick recovery) to take a 27-26 lead on Julian Edelman's 2-yard scoring grab with 1:01 remaining and Danny Amendola's 1-yard scoring catch with 31 seconds left in the game.

## TOM BRADY LEADS FIFTH COMEBACK OF 2013; TYING FOR MOST IN HIS CAREER

Tom Brady engineered his 41st career game-winning performance to lead the Patriots to a victory following a fourth-quarter deficit or tie. Brady has achieved the feat five times this season, and has turned the trick in three consecutive weeks. Brady's five such performances in 2013 tie the most in a regular season in his career, joining the 2003 season. Brady had four regular-season game-winning performances in 2007 and 2005.

## BRADY HAS FINAL MINUTE, GAME WINNING TOUCHDOWN PASS

Tom Brady threw a 1-yard scoring pass to Danny Amendola with 31 seconds left in the game to give the Patriots a 27-26 lead. It is the sixth time in Brady's career that he has thrown a game-winning touchdown pass in the final minute of the game to turn a Patriots deficit into a Patriots win. Brady also achieved the feat earlier this year in New England's 30-27 win over New Orleans on Oct. 13, when he threw a touchdown pass to Kenbrell Thompson with five seconds left. This season marks the first time in Brady's career that he has achieved the feat twice in one season.

## BRADY HAS FOURTH 300-YARD HALF

Brady had his fourth 300-yard half and his third 300-yard second half after throwing for 323 yards in the second half vs. Cleveland.

YARDS	GAME	HALF
367	vs. San Francisco (12-16-12)	2 <sup>nd</sup> half
345	vs. Tennessee (10-18-09)	1 <sup>st</sup> half
323	vs. Cleveland (12-08-13)	2 <sup>nd</sup> half
306	at Miami (9-12-11)	2 <sup>nd</sup> half



# PATRIOTS TEAM NOTES

## PATRIOTS NOTES OF INTEREST

### **BILL BELTCHICK**

- Bill Belichick (215) moved past Hall of Famer Chuck Noll (209) into fifth place all-time on the NFL wins list with the Patriots 30-27 win against New Orleans. Curly Lambeau is in fourth place with 229 career wins.
- Belichick (18) needs one more postseason victory to tie Don Shula (19) for second place in postseason wins. Tom Landry (20) is in first place.
- Belichick has five conference titles and needs one more to match Don Shula, who led his teams to six Super Bowls.
- Belichick has led the Patriots to 13 consecutive winning records (2001-13), third all-time behind 20 by Tom Landry (1966-85) followed by 14 by Curly Lambeau (1934-47).

### **TOM BRADY**

- Tom Brady has 58 career 300-yard games and ranks fifth all-time for most 300-yard games and third among active players.
- Brady (34) reached 30 touchdown passes in 2012 for the third straight season and became just the fifth player in NFL history with at least 30 touchdown passes in four seasons overall.
- Brady (4,827) reached 4,000 passing yards in 2012. He is just the fifth player in NFL history to reach 4,000 yards in five or more seasons: Peyton Manning (13), Drew Brees (8), Dan Marino (6) and Brett Favre (6).
- Brady is the only quarterback in NFL history to have thrown for at least one touchdown pass in each game for three consecutive seasons (2010-12).
- Brady had 401 completions in 2012 for the second straight season and joined Drew Brees (5), Peyton Manning (2) and Matthew Stafford (2) as the only NFL quarterbacks with at least two 400 completion seasons.

### **ROB GRONKOWSKI**

- Rob Gronkowski (10 touchdowns in 2010 and 18 in 2011) became the first tight end in NFL history with three straight 10-plus touchdown seasons after reaching 11 for the season in 2012. Gronkowski and Antonio Gates (13 in 2004 and 10 in 2005) are the only tight ends to have back-to-back 10-plus touchdown seasons.
- Gronkowski joins Randy Moss (2007, 2008 and 2009) and Corey Dillon (2004, 2005, 2006) as the only Patriots with three straight 10-plus touchdown seasons and three 10-plus seasons overall.
- Gronkowski reached 40 touchdowns in just 47 games. He became the fastest to 40 touchdowns. Antonio Gates previously held the record after reaching 40 touchdowns in 71 games.

### **ROB NINKOVICH**

- Rob Ninkovich has 11 fumble recoveries over the last four seasons (2010-13), the most of any player in the NFL over that time. Vince Wilfork is second with seven.

## PATRIOTS NOTES OF INTEREST (CONTINUED)

### **STEVAN RIDLEY**

- Stevan Ridley rushed for 1,263 yards in 2012 and will be looking to become the third Patriots player with back-to-back 1,000-yard seasons, joining Jim Nance (1966-67) and Curtis Martin (1995-97).
- Ridley scored 12 touchdowns in 2012 and will look to become the fourth running back in team history with back-to-back 10-plus touchdowns in a season, joining Corey Dillon (2004, 2005, 2006), BenJarvus Green-Ellis (2010, 2011) and Curtis Martin (1995, 1996).

## PATRIOTS 2013 TEAM CAPTAINS

The Patriots team captains were elected by their teammates. Quarterback Tom Brady and G Logan Mankins are the offensive captains. Defensive lineman Vince Wilfork and LB Jerod Mayo are the defensive captains. Wide receiver Matthew Slater is the special teams captain. Brady has been chosen as a captain for the 12<sup>th</sup> straight season. Wilfork is a captain for the sixth straight season, while Mayo is in his fifth season serving as a captain. Mankins, and Slater are captains for a third time.

Following the season-ending injuries to Wilfork and Mayo, DB Devin McCourty and DL Rob Ninkovich were named defensive captains. McCourty previously served as a captain in 2011 and 2012. Ninkovich is a first-time captain.



## PATRIOTS GOOD IN NOVEMBER

The New England Patriots own an NFL-best 37-14 (.725) record in the month of November since 2001.

### **NFL'S TOP NOVEMBER RECORDS SINCE 2001**

Team	W	L	T	Pct.
<b>New England Patriots</b>	<b>37</b>	<b>14</b>	<b>0</b>	<b>.725</b>
Indianapolis Colts	37	18	0	.673
Baltimore Ravens	35	21	0	.625

## PATRIOTS HAVE BEST NFL RECORD SINCE 2003

The Patriots record of 136-37 (.786) since 2003 is the best in the NFL. Over that period, only four NFL teams have posted a winning percentage of .600 or better.

Team	W	L	T	Pct.
<b>New England</b>	<b>136</b>	<b>37</b>	<b>0</b>	<b>.786</b>
Indianapolis	120	53	0	.693
Pittsburgh	108	65	0	.624
Green Bay	104	68	1	.604
Baltimore	104	69	0	.601



# PATRIOTS TEAM NOTES

## PRO BOWL BALLOTING

NFL Pro Bowl balloting has begun with fans voting to select players for the 2014 Pro Bowl. Voting is available online and on web-enabled mobile phones by going to [NFL.com/probowl/ballot](http://NFL.com/probowl/ballot). Balloting will conclude on Thurs., Dec. 26. The Pro Bowl players will be announced in early January on NFL Network's "Total Access". For the first time ever, the Pro Bowl will be "unconferenced." Players will be selected without regard to conference in voting by the fans, coaches and players. Players will later be assigned to team through the first-ever Pro Bowl Draft during the week leading up to the game. The 2014 Pro Bowl will be played on Sun., Jan. 26, 2014 and televised live on NBC at 7:00 p.m. from Aloha Stadium in Honolulu, Hawaii.



## 2013 PRO BOWL – PATRIOTS PLAYER RANKINGS

The New England Patriots have nine players in the top 10 in Pro Bowl votes in their respective positions, including K Stephen Gostkowski, who leads the fan voting at his position.

QB Tom Brady .....	(4 <sup>th</sup> in Voting – 408,189)
TE Rob Gronkowski .....	(7 <sup>th</sup> in Voting – 160,921)
G Logan Mankins .....	(7 <sup>th</sup> in Voting – 114,497)
DE Chandler Jones .....	(4 <sup>th</sup> in Voting – 225,297)
CB Aqib Talib .....	(2 <sup>nd</sup> in Voting – 259,241)
S Devin McCourty .....	(10 <sup>th</sup> in Voting – 41,719)
K Stephen Gostkowski .....	(1 <sup>st</sup> in Voting – 150,820)
P Ryan Allen .....	(9 <sup>th</sup> in Voting – 49,432)
PR Julian Edelman .....	(9 <sup>th</sup> in Voting – 37,239)

## PATRIOTS EXTEND STREAK TO 14 STRAIGHT WINS OVER AFC EAST FOES AT HOME

The Patriots won their 14th straight game at home against AFC East opposition with the 27-17 win vs. Miami on Oct. 27, 2013. The last time the Patriots lost a home game against an AFC East opponent was on Nov. 13, 2008, when the New York Jets left Gillette Stadium with a 34-31 overtime win. The Patriots are now 30-5 against the AFC East at Gillette Stadium.

### The most consecutive home wins against division opponents since 1970:

Team	Years	Streak
Green Bay	1994-98	18
Buffalo	1988-92	17
Dallas	1991-95	16
Miami	1971-75	16
<b>Patriots</b>	<b>2009-present</b>	<b>14</b>

## PATRIOTS HAVE MOST REGULAR SEASON WINS AMONG ORIGINAL 8 AFL TEAMS

The Patriots have the most regular season wins among the original eight AFL teams.

### OVERALL VICTORY TOTAL OF ORIGINAL AFL TEAMS (REGULAR SEASON)

Team	W	L	T
<b>New England Patriots</b>	<b>436</b>	<b>372</b>	<b>9</b>
Oakland Raiders	434	372	11
Denver Broncos	430	377	10
Kansas City Chiefs	414	391	12
San Diego Chargers	405	401	11
Tennessee Titans	397	414	6
Buffalo Bills	374	434	8
New York Jets	371	438	8

## PATRIOTS HAVE MOST WINS OVERALL AMONG ORIGINAL 8 AFL TEAMS

The Patriots have the most wins overall among the original eight AFL teams.

### OVERALL VICTORY TOTAL OF ORIGINAL AFL TEAMS (REGULAR AND POSTSEASON)

Team	W	L	T
<b>New England Patriots</b>	<b>460</b>	<b>389</b>	<b>9</b>
Oakland Raiders	459	390	11
Denver Broncos	448	394	10

## PATRIOTS FINISH WITH THREE RECEIVERS OVER 100 YARDS FOR THE FIRST TIME IN TEAM HISTORY VS. PITTSBURGH

The Patriots had three players finish with 100 yards receiving in a single game for the first time in team history when Rob Gronkowski finished with 143 yards, Aaron Dobson with 130 yards and Danny Amendola with 122 yards vs. Pittsburgh on Nov. 3, 2013. It is the 18<sup>th</sup> time since the merger that a team has had three players finish with 100 yards receiving in the same game.

## PATRIOTS ARE THIRD TEAM IN NFL HISTORY WITH THREE PLAYERS WITH 120-PLUS RECEIVING YARDS AND ONE OR MORE TOUCHDOWNS IN THE SAME GAME

The Patriots had three receivers with 120 or more receiving yards and a touchdown, as Rob Gronkowski (9-143-1), Aaron Dobson (5-130-2) and Danny Amendola (4-122-1) did so vs. Pittsburgh on Nov. 13, 2013. It is the third time in NFL history that a team has had three receivers top the 120 yard mark and score a touchdown in a game. The Dallas Cowboys achieved the feat earlier this season in their 51-48 loss to the Denver Broncos on Oct. 6, 2013. In that game, the Cowboys' Terrence Williams (4-151-1), Dez Bryant (6-141-2) and Jason Witten (7-121-1) all had 120 or more yards and a touchdown. The only other time in NFL history that a team had such an accomplishment was the Houston Oilers on Nov. 19, 1961 against the New York Titans. In that game, the Oilers' Bill Groman (5-152-3), Charley Hennigan (8-123-1) and Billy Cannon (7-122-3) had 120 or more yards to go along with a touchdown as the Oilers beat New York 49-13.

## PATRIOTS 55 POINTS AND 610 TOTAL YARDS ARE THE MOST EVER AGAINST PITTSBURGH

The 55 points and the 610 total yards by the Patriots vs. Pittsburgh on Nov. 3, 2013 are the most ever against the Steelers in their 81-year history. Pittsburgh gave up 54 points in a 1985 loss at San Diego and 559 yards in 1988 at Cincinnati.

## FIVE OF THE SEVEN MEMBER 2013 DRAFT CLASS HAVE STARTED AT LEAST ONE GAME

Third-round draft pick DB Duron Harmon started at safety in place of the injured Steve Gregory at Carolina on Nov. 18. He joins LB Jamie Collins (second round), WR Aaron Dobson (second round), CB Logan Ryan (third round) and WR Josh Boyce (fourth round) as the fifth member of the seven-man draft class to earn a starting assignment.

## PATRIOTS DID NOT COMMIT A PENALTY AT CINCINNATI AND AT HOUSTON

The Patriots played a penalty free game against Cincinnati on Oct. 6 and at Houston on Dec. 1. It is the fourth and fifth time in team history that the team did not commit a penalty in a game and the first time that the Patriots have done so twice in the same season.





# PATRIOTS TEAM NOTES

## PATRIOTS COMPLETE BIGGEST COMEBACK IN TEAM HISTORY

The Patriots came back from a 24-point deficit to defeat the Broncos 34-31 in overtime in a Sunday Night Football matchup on Nov. 24, 2013, marking the largest comeback win in team history. The Patriots trailed the Broncos 24-0 at halftime. New England's previous best comeback win was from 23 points down on Sept. 16, 1984, when the Patriots came back from a 23-0 deficit to win 38-23 vs. Seattle on Sept. 16, 1984. The Patriots came from 22 points down to win at the New York Giants, 23-22, on Dec. 21, 1996. The Patriots have come from 21 points down to win four times, most recently on Jan. 1, 2012 against Buffalo.

## TOM BRADY IS HOT WHEN IT IS COLD

Tom Brady is now 26-5 as a starting QB when the game-time temperature is 32 degrees or lower, throwing 53 touchdowns and just 22 interceptions. The Patriots had two games in 2013 with temperatures 30 degrees or colder. It was 22 degrees at kickoff in the win vs. Denver on Nov. 24 and 30 degrees in the win vs. Cleveland on Dec. 8.

## COLDEST REGULAR SEASON HOME GAME IN GILLETTE STADIUM HISTORY

The temperature at kickoff was 22 degrees, making the Broncos game on Nov. 24, 2013 the coldest regular season home game in Gillette Stadium history. It is the coldest Patriots home game since Dec. 26, 1993 vs. Indianapolis at Foxboro Stadium when the temperature was 19 degrees. The Patriots won that game 38-0. The coldest game ever at Gillette Stadium was the 2003 AFC Divisional Playoff game vs. Tennessee, when the Patriots beat the Titans 17-14 in temperature of 4 degrees with a wind chill of -10.

## COLDEST NOVEMBER GAME IN TEAM HISTORY

The game against Denver on Nov. 24, 2013 was the coldest November game in team history at 22 degrees. The previous coldest was Nov. 22, 1987 vs. Indianapolis in 26 degrees in Sullivan Stadium. The Patriots won that game, 24-0.

## PATRIOTS HOLD BRONCOS PASS OFFENSE TO 132 YARDS

The Patriots held the Broncos' pass offense to 132 net yards, despite Denver coming into the game averaging an NFL-best 350.4 passing yards per game on Nov. 24, 2013. New England's passing attack totaled 324 net yards, ahead of its average of 237.1 net passing yards heading into the game.

## TOP 10 OFFENSE IN 2013

The Patriots offense is ranked 7<sup>th</sup> with 385.9 yards per game. The Patriots offense has finished in the top 10 for six straight seasons. Since the 1970 merger, the Patriots offense has finished in the top 10 a total of 17 times, including eight times under Bill Belichick.

Year	Rank
2013	7 (385.9)
2012	1 (427.9)
2011	2 (428.0)
2010	8 (363.8)
2009	3 (397.3)
2008	5 (365.4)
2007	1 (411.3)

## PATRIOTS NEAR THE TOP WITH 28 WINNING SEASONS SINCE THE NFL MERGER

The Patriots have 28 winning seasons since the 1970 merger.

### MOST WINNING SEASONS SINCE THE 1970 MERGER

(Winning Seasons)

1. Pittsburgh	31
2. Dallas	29
3. Miami	29
4. New England	28
5. Minnesota	27
6. Denver	26
San Francisco	26

## CLOSING TIME – SCORING IS GOOD IN THE FOURTH QUARTER

The Patriots have been scoring fourth quarter points at a torrid pace in 2013, putting up 129 points through the first 13 games, the second most through 13 games in team history. If the offense keeps their current pace of roughly 10 points per fourth quarter they will have scored the second most fourth quarter points in a season with 159:

### 4<sup>th</sup> Quarter Points, Patriots History

Year	1 <sup>st</sup> 13 G	TOT Pts
2007	134	152
2013	129	129
2012	125	161
2010	109	122
2002	105	116
2011	104	142
2005	95	118
2006	83	110
2001	83	100
1996	78	102

## PATRIOTS ROOKIES HAVE FIVE INTERCEPTIONS THIS SEASON

Rookie DB Logan Ryan had his second straight game with an interception and his third of the season at Houston on Dec. 1, 2013. Ryan and fellow rookie Rutgers grad DB Duron Harmon (2) have now combined for five interceptions on the year, tying the Patriots with the Buffalo Bills for the most team interceptions by rookies this season. LB Kiko Alonso has four interceptions and DB Nickell Robey has one interception for the Bills. The Patriots are also the only team to have more than one rookie with multiple interceptions.

## PATRIOTS GAME AT HOUSTON DRAWS HIGH RATINGS FOR 1 PM TIME SLOT

Last Sunday's game against the Texans on CBS (WBZ in Boston) trailed only the Week 5 contest at Cincinnati as the most-watched 1 p.m. Patriots game of the season with a 33.9 average household rating.

### REGULAR SEASON TV RATINGS, BOSTON MARKET

Week	Opponent	Result	HH Rating	Share
Week 1	at Buffalo	23-21 W	30.8	63
Week 2	N.Y. Jets	13-10 W	34.8	59
Week 3	Tampa Bay	23-3 W	30.3	59
Week 4	at Atlanta	30-23 W	34.5	56
Week 5	at Cincinnati	6-13 L	34.3	62
Week 6	New Orleans	30-27 W	35.1	62
Week 7	at N.Y. Jets	27-30 L (ot)	32.4	65
Week 8	Miami	27-17 W	31.4	63
Week 9	Pittsburgh	55-31 W	40.3	62
Week 10	BYE			
Week 11	at Carolina	20-24 L	36.4	56
Week 12	Denver	34-31 W (ot)	37.3	59
Week 13	at Houston	34-31 W	33.9	63



# PATRIOTS SUSTAINING SUCCESS

## PATRIOTS ARE MOST FREQUENT SUPER BOWL TEAM OVER LAST 30 YEARS

The Patriots have won seven conference championships since the 1985 season and have more conference titles than any other team over the last 30 years (since 1983). Additionally, the Patriots' six conference titles over the last 25 years are two more than the next closest team and New England's six conference championships in the last 20 years are also more than any other team. New England also has more conference titles over the last 15 years (5) and over the last 10 years (4) than any other team.

### Most Conference Championships in Last 5 Years (2008-2012)

Pittsburgh.....	2
<b>New England .....</b>	<b>1</b>
N.Y. Giants .....	1
New Orleans.....	1
Indianapolis.....	1
Green Bay .....	1
Arizona.....	1
Baltimore.....	1
San Francisco .....	1

### Most Conference Championships in Last 10 Years (2003-2012)

<b>New England .....</b>	<b>4</b>
Pittsburgh.....	3
Indianapolis.....	2
N.Y. Giants .....	2
9 Other Teams.....	1

### Most Conference Championships in Last 15 Years (1998-2012)

<b>New England .....</b>	<b>5</b>
Pittsburgh.....	3
N.Y. Giants .....	3
Indianapolis.....	2
St. Louis Rams.....	2
Baltimore.....	2

### Most Conference Championships in Last 20 Years (1993-2012)

<b>New England .....</b>	<b>6</b>
Pittsburgh.....	4
Green Bay .....	3
N.Y. Giants .....	3
6 Other Teams.....	2

### Conference Championships in Last 25 Years (1988-2012)

<b>New England .....</b>	<b>6</b>
Buffalo .....	4
N.Y. Giants .....	4
Pittsburgh.....	4
San Francisco.....	4
Dallas.....	3
Denver .....	3
Green Bay .....	3

### Most Conference Championships in Last 30 Years (1983-2012)

<b>New England .....</b>	<b>7</b>
Denver .....	5
N.Y. Giants .....	5
San Francisco.....	5
Buffalo .....	4
Pittsburgh.....	4
Dallas.....	3
Green Bay .....	3
Washington .....	3

## WHAT HAVE YOU DONE FOR ME LATELY?

Since the 2010 season, the Patriots have maintained their spot atop the NFL in terms of regular season winning percentage and regular season points scored. Since the beginning of the 2010 season, the Patriots have the NFL's highest winning percentage and have scored the most points in the NFL. The Patriots also have the NFL's highest winning percentage since 2011 and have scored the most points since 2011.

### HIGHEST WINNING PERCENTAGE SINCE 2010

Team	W	L	T	Pct.	PF	PA
<b>New England Patriots</b>	<b>49</b>	<b>12</b>	<b>0</b>	<b>.803</b>	<b>1937</b>	<b>1273</b>
Green Bay Packers	42	18	1	.697	1697	1261
Baltimore Ravens	41	20	0	.672	1411	1141
New Orleans Saints	41	20	0	.672	1735	1343
San Francisco 49ers	39	21	1	.648	1398	1062
Atlanta Falcons	39	22	0	.639	1517	1299
Pittsburgh Steelers	37	24	0	.607	1327	1085
Denver Broncos	36	25	0	.590	1649	1495
Seattle Seahawks	36	25	0	.590	1400	1172

### HIGHEST WINNING PERCENTAGE SINCE 2011

Team	W	L	T	Pct.	PF	PA
<b>New England Patriots</b>	<b>35</b>	<b>10</b>	<b>0</b>	<b>.778</b>	<b>1419</b>	<b>960</b>
San Francisco 49ers	33	11	1	.744	1093	716
Green Bay Packers	32	12	1	.722	1309	1021
Denver Broncos	32	13	0	.711	1305	1024
New Orleans Saints	30	15	0	.667	1351	1036
Seattle Seahawks	29	16	0	.644	1090	765
Baltimore Ravens	29	16	0	.644	1054	871
Cincinnati Bengals	28	17	0	.622	1069	887

### HIGHEST WINNING PERCENTAGE SINCE 2012

Team	W	L	T	Pct.	PF	PA
Denver Broncos	24	5	0	.828	996	634
<b>New England Patriots</b>	<b>22</b>	<b>7</b>	<b>0</b>	<b>.759</b>	<b>906</b>	<b>618</b>
Seattle Seahawks	22	7	0	.759	769	450
San Francisco 49ers	20	8	1	.707	713	487
Indianapolis Colts	18	10	0	.655	670	703
Cincinnati Bengals	18	10	0	.655	725	564
Green Bay Packers	17	11	1	.603	749	662
New Orleans Saints	17	12	0	.586	804	697
Baltimore Ravens	17	12	0	.586	676	605

### MOST POINTS SCORED SINCE 2010

Team	Points
<b>New England Patriots.....</b>	<b>1937</b>
New Orleans Saints .....	1735
Green Bay Packers .....	1697
Denver Broncos.....	1649
Detroit Lions .....	1554
Atlanta Falcons .....	1517
San Diego Chargers.....	1513
Dallas Cowboys.....	1496

### MOST POINTS SCORED SINCE 2011

Team	Points
<b>New England Patriots.....</b>	<b>1419</b>
New Orleans Saints .....	1351
Green Bay Packers .....	1309
Denver Broncos.....	1305
Detroit Lions .....	1192
Dallas Cowboys.....	1105
Atlanta Falcons .....	1103
San Francisco 49ers .....	1093
Seattle Seahawks .....	1090

### MOST POINTS SCORED SINCE 2012

Team	Points
Denver Broncos.....	996
<b>New England Patriots.....</b>	<b>906</b>
New Orleans Saints .....	804
Seattle Seahawks .....	769
Green Bay Packers .....	749
Chicago Bears .....	743
Dallas Cowboys.....	733
Cincinnati Bengals .....	725
Detroit Lions .....	718



# INSIDE THE NUMBERS

## BY THE NUMBERS

**.0096**

The Patriots were losing 24-0 at halftime vs. Denver before rallying for a 34-31 overtime win. Teams are 6-617 in games trailing by at least 24 at halftime for a winning percentage of .0096.

**0**

The Patriots defense held Saints TE Jimmy Graham without a catch. Graham entered the game averaging 118.6 yards per game.

**1.56**

Stephen Gostkowski now has two game-winning field goals in overtime (vs. Denver (11/14/13) and vs. Baltimore (10/17/10), with both coming with 1:56 remaining in overtime.

**2**

Stephen Gostkowski kicked two 53-yard field goals in the win at Houston on Dec. 1. He is the only Patriots player to kick two 50-yard field goals in the same game. He also had two 50-yard field goals vs. Arizona on Sept. 16, 2012.

**2**

Stephen Gostkowski executed a successful onside kick in a victory vs. Cleveland (12/8/13) for only the second time in team history. The first when Jim Lee Hunt recovered a Gino Cappelletti kick at the end of the first half in a 26-10 win vs. the NY Jets (9/27/64)

**2**

Rookie free agent WR Kenbrell Thompkins caught two touchdown passes vs. Tampa Bay (9/22/13) to become the first rookie free agent to catch two touchdown passes in a game since Blair White of Indianapolis in 2010.

**3**

The Patriots own the top three totals in NFL history for most ball control plays from scrimmage with 1,199 in 1994, 1,191 in 2012 and 1,187 in 1995.

**5**

The Patriots have allowed no fourth quarter points in their last five games against AFC East opponents.

**11**

Rookie Logan Ryan returned his first career interception 79 yards for a touchdown at the NY Jets (10/20) to become the 11<sup>th</sup> Patriots player to return his first career pick for a touchdown.

**12**

The number of 100-yard games by Rob Gronkowski, the most by a Patriots tight end in team history.

**13**

The Patriots have compiled a winning record in 13 consecutive seasons and are the third team in NFL history to have 13 straight winning seasons since the 1970 merger.

**14**

The number of consecutive home wins against AFC East opponents after the 27-17 win vs. Miami (10/27/13).

**22**

Stephen Gostkowski has kicked 22 straight fourth quarter field goals.

**24**

The Patriots came back from a 24-point deficit to defeat Denver 34-31 on Nov. 24, 2013, the largest comeback win in team history.

**1,379**

The number of total snaps by Ryan Wendell in 2012 (1,231 offense and 148 on special teams), to lead the NFL.

## TOM BRADY BY THE NUMBERS

**5**

Brady is tied with John Elway as the only quarterback to lead his team to five conference titles. Brady needs to play in one more Super Bowl to match DL Mike Lodish for the most Super Bowls played. Lodish played in six (four with Buffalo and two with Denver).

## TOM BRADY BY THE NUMBERS (continued)

**10**

The number of division championships by Tom Brady, surpassing the nine division titles by Joe Montana and Peyton Manning for an NFL record.

**14**

The longest streak of consecutive pass completions by Brady in a regular season game (Dec. 27, 2009 vs. Jacksonville).

**16**

Brady set a Super Bowl record with 16 straight pass completions in super Bowl XLVI vs. the New York Giants.

**41**

The number of times Brady has led his team to victory following a fourth-quarter deficit or tie, including five times in 2013 when he led the team to a win at Buffalo, vs. New Orleans, vs. Denver, at Houston and vs. Cleveland.

**87.8**

Brady is 43-6 in his career in December and has the best win percentage in December for any quarterback since the merger in 1970.

**94.7**

The percent of quarterback keepers converted by Brady (90 of 95) for first downs (67-of-69 on third-and-2 or less and 23 of 26 on fourth-and-2 or less).

**5,949**

Tom Brady leads the NFL with 5,949 passing yards in the postseason.

## THE KRAFT ERA

**3**

The number of Super Bowl championships the Patriots have won since Robert Kraft purchased the team in 1994. That mark is the highest total in the NFL over that span.

**6**

The number of conference championships the Patriots have won since Robert Kraft purchased the team in 1994. That mark is the highest total in the NFL over that span. Pittsburgh is second with four conference titles since 1994.

**12**

The number of division championships won by the Patriots since Kraft purchased the team in 1994.

**14**

The number of playoff seasons earned by the Patriots in the 19 seasons since Robert Kraft purchased the team.

**31**

The number of playoff games the Patriots have appeared in since 1994, the most in the NFL. Green Bay has the second most with 28.

**214**

The number of consecutive home games that have been sold out, including all playoff and preseason games dating back to the 1994 season opener.

**235**

The number of games the Patriots have won since Robert Kraft purchased the franchise in 1994. Prior to Kraft's ownership, the team had won 225 total games in its entire history from 1960-93.

## THE BELICHICK ERA

**4**

Bill Belichick is the first coach to lead his team to four 500-point seasons (2007, 2010, 2011, 2012).

**5**

Bill Belichick is fifth all-time in wins with 215. Curly Lambeau is fourth with 229 career wins.

**8**

Belichick has been a part of eight Super Bowls overall, including five as a head coach and three as an assistant coach.

**10**

The number of 11-win seasons by Bill Belichick, tied with Tom Landry for second to Don Shula's 13.





# BILL BELICHICK NEWS & NOTES

## THE HEAD COACH

19<sup>th</sup> season as head coach • 39<sup>th</sup> NFL season

Overall Record: 215-112 (.657)

Regular Season: 197-104 (.654)

Postseason: 18-8 (.692)

With Patriots overall (2000-13): 178-67 (.726)

Super Bowl Titles: 5 (86, 90, 01, 03, 04)

Conf. Titles: 8 (86, 90, 96, 01, 03, 04, 07, 11)

Division Titles: 17 (75, 78, 86, 89, 90, 96, 98, 01, 03, 04, 05, 06, 07, 09, 10, 11, 12)



Bill Belichick is the only head coach in NFL history to win three Super Bowl titles in a four-year span. He has won more regular season games (123) and more games overall (136) during a 10-year stretch (2002-2011) than any other coach in NFL History. In the 2007 season, Belichick led the Patriots to the fourth undefeated and untied regular season in NFL history and the first since the NFL established a 16-game schedule in 1978.

## BELICHICK MOVES PAST HALL OF FAMER CHUCK NOLL IN WINS

Bill Belichick won his 210<sup>th</sup> career game to move past Hall of Famer Chuck Noll for fifth place on the NFL wins list with the Patriots 30-27 win vs. New Orleans (10/13).

### MOST WINS NFL COACHES

Head Coach	Team(s)	Record
1. Don Shula	BAL, MIA	347-173-6
2. George Halas	Chicago	324-151-31
3. Tom Landry	Dallas	270-178-6
4. Curly Lambeau	GB, Cards, WAS	229-134-22
5. Bill Belichick	CLE, NE	215-112-0

## BELICHICK EXTENDED STREAK TO 13<sup>TH</sup> STRAIGHT WINNING RECORD IN 2012

Bill Belichick has led the Patriots to a winning record for 13 consecutive seasons (2001-2013). The only other NFL coach to have at least 10 consecutive winning seasons with one team since the 1970 merger was Tom Landry, who led the Dallas Cowboys to 16 consecutive winning seasons (1970-1985).

## BELICHICK'S 13<sup>TH</sup> STRAIGHT WINNING SEASONS ARE THIRD ALL-TIME

Bill Belichick has now led the Patriots to 13 straight winning seasons (2001-2013). Belichick's 13 straight winning seasons are third all-time, behind 20 by Landry (1966-85) and 14 by Curly Lambeau with Green Bay (1934-47).

### MOST CONSECUTIVE SEASONS WITH A WINNING RECORD

Coach	Team	Years
Tom Landry	Dallas	20 - 1966-1985
Curly Lambeau	Green Bay	14 - 1934-1947
Bill Belichick	Patriots	13 - 2001-2013
Curly Lambeau	Green Bay	12 - 1921-1932
George Halas	Chicago	10 - 1933-1942
John Madden	Oakland	10 - 1969-1978

## BELICHICK ADDED TO HIS RECORD WITH 11 STRAIGHT SEASONS OF 10 WINS

Bill Belichick has coached the Patriots to 11 straight seasons with 10 or more wins after reaching his 10<sup>th</sup> win of the 2013 season vs. Cleveland on Dec. 8, adding to his NFL record streak. In 2011, Belichick became the first coach in NFL history with nine straight seasons with at least 10 victories.. George Seifert has the second most consecutive 10-win seasons with eight from 1989-1996 for San Francisco.

## BELICHICK FIRST IN NFL HISTORY WITH 13-PLUS WINS IN FIVE DIFFERENT SEASONS

Bill Belichick is the first head coach in NFL history with 13 or more wins in five different seasons.

2003	14-2
2004	14-2
2007	16-0
2010	14-2
2011	13-3

## BELICHICK IS ONE OF THREE NFL COACHES WITH 100 MORE WINS THAN LOSSES

Bill Belichick has an overall record of 215-112. He joins Don Shula and George Halas as the only coaches with 100 more wins than losses.

### MOST WINS NFL COACHES

Head Coach	Team(s)	Record
Don Shula	BAL, MIA	347-173-6
George Halas	Chicago	324-151-31
Bill Belichick	CLE, NE	215-112-0

## ELITE COMPANY

Bill Belichick is one of nine NFL head coaches to win three or more championships since the league began postseason play in 1933, but the only one to win three in four years. Belichick joined an exclusive club in which each of the eight other members has been enshrined in the Pro Football Hall of Fame.

### HEAD COACHES WITH THREE OR MORE NFL TITLES (Listed alphabetically)

Head Coach	Championship Team(s)
Bill Belichick	Patriots (SB XXXVI, XXXVIII, XXXIX)
Paul Brown	Cleveland Browns (1950, 54, 55)
Weeb Ewbank	Baltimore Colts, New York Jets (1958, 59 SB III)
Joe Gibbs	Washington Redskins (SB XVII, XXII, XXVI)
George Halas	Chicago Bears (1921, 33, 40, 41, 46, 63)
Curly Lambeau	Green Bay Packers (1929, 30, 31, 36, 39, 44)
Vince Lombardi	Green Bay Packers (1961, 62, 65, SB I, II)
Chuck Noll	Pittsburgh Steelers (Super Bowl IX, X, XIII, XIV)
Bill Walsh	San Francisco 49ers (Super Bowl XVI, XIX, XXIII)

## BELICHICK'S PATRIOTS RENAISSANCE

Once Head Coach Bill Belichick implemented his coaching design on the Patriots, his approach has given him the best record of any NFL head coach who has coached over 40 games since 2001 (including the postseason).

### NFL COACHES' RECORDS SINCE 2001

Coach	Team	W	L	T	Pct.
Bill Belichick	NE	173	56	0	.755
Jim Harbaugh	SF	36	13	1	.730
Tony Dungy	TB/IND	101	41	0	.711
Bill Cowher	PIT	70	35	1	.665
John Harbaugh	BAL	70	36	0	.660
Sean Payton	NO	77	40	0	.658
Mike McCarthy	GB	86	48	1	.641
Mike Tomlin	PIT	73	44	0	.624

## AMONG THE GREATS

Bill Belichick has recorded 215 career wins, which is 5<sup>th</sup> all-time in NFL history. Belichick owns a career winning percentage of .657, which is third all-time, behind George Halas (.682) and Don Shula (.667).

### TOP WINNING PERCENTAGE AMONG HEAD COACHES WITH AT LEAST 160 WINS (INCL. POSTSEASON)

Head Coach	Team(s)	Years	W	L	T	Pct.
George Halas	CHI	1920-29, 33-41, 46-55, 58-67	324	151	31	.682
Don Shula	BAL/MIA	1963-95	347	173	6	.667
Bill Belichick	CLE/NE	1991-95, 00-13	215	112	0	.657
Curly Lambeau	GB/CHI/WAS	1921-53	229	134	22	.630

NOTE: Winning percentage calculated using current NFL rules, counting a tie as a half-win, half-loss.



# BILL BELICHICK NEWS & NOTES

## SUPER SUCCESS

Bill Belichick is one of just four head coaches to win three Super Bowl championships. Belichick is the only coach to win three Super Bowls in the post-1993 salary cap era.

### MOST SUPER BOWL VICTORIES

Head Coach	Team	Titles	Seasons
Chuck Noll	PIT	4	1974, 1975, 1978, 1979
<b>Bill Belichick</b>	<b>NE</b>	<b>3</b>	<b>2001, 2003, 2004</b>
Joe Gibbs	WAS	3	1982, 1987, 1991
Bill Walsh	SF	3	1981, 1984, 1988

**NOTE:** Sorted by most recent championship. Super Bowls have determined NFL champion since 1966.

## PLAYOFF SUCCESS

### MOST PLAYOFF WINS BY AN NFL HEAD COACH

Coach	Team(s)	Wins
Tom Landry	Dallas Cowboys	20
Don Shula	Baltimore Colts, Miami Dolphins	19
<b>Bill Belichick</b>	<b>Cleveland Browns, New England Patriots</b>	<b>18</b>
Joe Gibbs	Washington Redskins	17
Chuck Noll	Pittsburgh Steelers	16

## POSTSEASON PROWESS

### BEST POSTSEASON RECORDS IN NFL HISTORY (minimum of 10 games)

Head Coach	Team(s)	W	L	Pct.
Vince Lombardi	GB/WAS	9	1	.900
Tom Flores	Oakland	8	3	.727
Bill Walsh	San Francisco	10	4	.714
Joe Gibbs	Washington	17	7	.708
<b>Bill Belichick</b>	<b>CLE/NE</b>	<b>18</b>	<b>8</b>	<b>.692</b>
John Harbaugh	Baltimore	9	4	.692
Jimmy Johnson	DAL/MIA	9	4	.692

## BELICHICK IS GOOD IN DECEMBER

Bill Belichick is 49-8 (.860) in December with New England, the best record in December among head coaches with one team in NFL history (min. 25 games). George Seifert is second (27-6, .818).

## BELICHICK NAMED COACH OF THE YEAR 3 TIMES

The Associated Press named Bill Belichick the NFL's Coach of the Year in 2010. It was the third time that Belichick earned the honor. He was also named Coach of the Year following the 2003 and 2007 seasons. Belichick joins Don Shula (4-time winner) and Chuck Knox as the only three-time winners.

## BELICHICK FIRST WITH 14 WINS IN FOUR SEASONS

Bill Belichick guided the Patriots to an NFL-best 14-2 record in 2010. Belichick is the first head coach ever to win at least 14 regular-season games in four separate seasons. Only four other coaches — San Francisco's George Seifert (3), Washington's Joe Gibbs (2), Chicago's Mike Ditka (2) and Miami's Don Shula (2) — have more than one 14-win season.

## BELICHICK FIRST HEAD COACH IN NFL HISTORY TO LEAD A TEAM TO THREE STRAIGHT 500-POINT SEASONS

Bill Belichick is the first head coach in NFL history to lead a team to three straight 500-point seasons (2010-2012). The Patriots are the first franchise in NFL history to score 500 or more points in four seasons (2007-589, 2010-518, 2011-513 and 2012-557). St. Louis is the only other team to have done it three times (1999-526, 2000-540, 2001-503).

## BELICHICK HAS BEEN A PART OF EIGHT SUPER BOWLS DURING HIS CAREER

Belichick has been a part of eight Super Bowls during his coaching career, the most in NFL history.

## Most Super Bowl Appearances as a head coach or assistant

Head Coach	Super Bowls
<b>Bill Belichick</b>	<b>8 (five as a head coach)</b>
Dan Reeves	7 (four as a head coach)
Don Shula	6 (six as a head coach)
Tom Landry	5 (five as a head coach)
Chuck Knoll	5 (four as a head coach)
Marv Levy	5 (four as a head coach)





# TOM BRADY NEWS & NOTES



## BRADY'S CAREER NOTES

### RECORDING SUCCESS

Tom Brady has quarterbacked the Patriots to victories in 146 of his 188 career regular-season starts, compiling a .777 winning percentage and giving him the best record of any quarterback in the Super Bowl era (since 1966). Brady reached 125 career wins in the fewest starts among quarterbacks in NFL history.



### TOP WINNING PERCENTAGES IN SUPER BOWL ERA

(Since 1966, Minimum 50 Starts, Regular Season Only)

Player	Team(s)	Years	W	L	T	Pct.
<b>Tom Brady</b>	<b>NE</b>	<b>2000-13</b>	<b>146</b>	<b>42</b>	<b>0</b>	<b>.777</b>
Roger Staubach	DAL	1969-79	85	29	0	.746
Joe Montana	SF/KC	1979-94	117	47	0	.713

### ACTIVE QUARTERBACKS WINNING PERCENTAGE

Minimum 32 Starts (two full seasons), Regular Season Only

Quarterback	Team(s)	W	L	T	Pct.
<b>Tom Brady</b>	<b>NE</b>	<b>146</b>	<b>42</b>	<b>0</b>	<b>.777</b>
Peyton Manning	IND/DEN	165	72	0	.696
Aaron Rodgers	GB	57	29	0	.663
Ben Roethlisberger	PIT	92	47	0	.662
Joe Flacco	BAL	61	32	0	.656
Matt Ryan	ATL	59	32	0	.648
Philip Rivers	SD	76	49	0	.608

### BRADY ONE OF FIVE WITH AT LEAST 140 WINS

Brady became just the fifth NFL quarterback to reach 140 wins after leading the Patriots to a 30-23 win at Atlanta on Sept. 29, 2013.

### MOST CAREER WINS AS A STARTER

(Regular season only) Bold Indicates active players

Rk	Name	W	L	T	Pct.
1.	Brett Favre	186	112	0	.624
<b>2.</b>	<b>Peyton Manning</b>	<b>165</b>	<b>72</b>	<b>0</b>	<b>.696</b>
3.	John Elway	148	82	1	.643
4.	Dan Marino	147	93	0	.613
<b>5.</b>	<b>Tom Brady</b>	<b>146</b>	<b>42</b>	<b>0</b>	<b>.777</b>
6.	Fran Tarkenton	124	109	6	.531
7.	Johnny Unitas	119	64	4	.647
8.	Joe Montana	117	47	0	.713
9.	<b>Drew Brees</b>	<b>109</b>	<b>73</b>	<b>0</b>	<b>.599</b>
10.	Terry Bradshaw	107	51	0	.677
11.	Warren Moon	102	101	0	.510

### BRADY IS ONE OF FIVE TO AVERAGE AT LEAST 250 YARDS PER GAME

Brady is one of five NFL quarterbacks to average 250 or more yards per game.

### NFL RECORD FOR MOST PASSING YARDS PER GAME

Player	Team	Yards/Game
Drew Brees	SD/NO	273.4
Peyton Manning	IND/DEN	270.1
Kurt Warner	STL/ARI	260.8
<b>Tom Brady</b>	<b>Patriots</b>	<b>255.2</b>
Dan Marino	Miami	253.6

### BRADY AND BREES ARE THE ONLY TWO QBs TO AVG. 300-YARDS PER GAME IN THREE SEASONS

Brady averaged 301.7 yards per game in 2012. Brady (300.4 in 2007 and 327.2 in 2011) joins Drew Brees as the first NFL players to average 300 yards per game in three seasons.

### NFL RECORD FOR MOST SEASONS AVERAGING 300 OR MORE YARDS PER GAME

**3 Tom Brady (2012, 2011, 2007)**

3 Drew Brees (2012, 2011, 2008)

2 Dan Fouts (1982, 1981)

### BRADY IS ONE OF THREE WITH 35 TDS IN THREE DIFFERENT SEASONS

Brady is one of three NFL players to have at least 35 touchdowns in three different seasons.

### QBS WITH THE MOST 35+ PASSING TOUCHDOWNS IN NFL HISTORY

**Player 35+TD Pass Seasons**

**Tom Brady 3 (50 in 2007, 36 in 2010 and 39 in 2011)**

Brett Favre 3 (38 in 1995, 39 in 1996 and 35 in 1997)

Peyton Manning 3 (49 in 2004, 37 in 2012 and 41 in 2013)

### BRADY REACHES 3,000 PASSING YARDS FOR 11<sup>TH</sup> TIME

Brady (3,267) reached 3,000 passing yards for the 11<sup>th</sup> time in his career in 2013 to become one of just six players with at least 11 3,000-yard seasons.

### NFL RECORD FOR MOST 3,000-YARD SEASONS

18 Brett Favre

15 Peyton Manning

13 Dan Marino

12 John Elway

**11 Tom Brady**

11 Drew Brees

### BRADY REACHES 30 TDS FOR FOURTH TIME

Tom Brady finished with 34 passing touchdowns for his third straight 30-touchdown season in 2012. Brady has four 30-touchdown seasons overall after throwing for an NFL-leading 36 in 2010, 39 in 2011 and an NFL-record 50 in 2007. The only other Patriots quarterback to have a 30-touchdown season was Vito "Babe" Parilli in 1964 when he led the AFL with 31. Brady is the fourth quarterback in NFL history to have 30 or more touchdown passes in at least four seasons and the fifth quarterback in NFL history with three or more straight seasons with 30 or more touchdowns.

### MOST SEASONS WITH 30-PLUS TOUCHDOWN PASSES

Brett Favre 9

Peyton Manning 8

Drew Brees 6

**Tom Brady 4**

Dan Marino 4

Aaron Rodgers 3

Kurt Warner 3

### THREE OR MORE STRAIGHT 30 TOUCHDOWN SEASONS

Drew Brees 6 (2008-2013)

Brett Favre 5 (1994-98)

Peyton Manning 4 (2009-10, 12-13)

**Tom Brady 3 (2010-2012)**

Dan Marino 3 (1984-86)

### BRADY BECOMES SECOND PLAYER WITH TWO OR MORE SEASONS OF 39-PLUS TDS

Brady finished the 2011 season with 39 touchdown passes, marking the second highest total of his career, trailing the NFL-record of 50 he had in 2007. Brady joins Peyton Manning, Dan Marino, Drew Brees and Aaron Rodgers as the only players in NFL history with at least two different seasons with 39 or more touchdown passes.

### Players with the Most TD Passes in a single season in NFL history

Player	Team	Season	TDs
<b>Tom Brady</b>	<b>Patriots</b>	<b>2007</b>	<b>50</b>
Peyton Manning	Indianapolis	2004	49
Dan Marino	Miami	1984	48
Drew Brees	New Orleans	2011	46
Aaron Rodgers	Green Bay	2011	45
Dan Marino	Miami	1986	44
Drew Brees	New Orleans	2012	43
Peyton Manning	Denver	2013	41
Matthew Stafford	Detroit	2011	41
Kurt Warner	St. Louis	1999	41
Aaron Rodgers	Green Bay	2012	39
<b>Tom Brady</b>	<b>Patriots</b>	<b>2011</b>	<b>39</b>
Daunte Culpepper	Minnesota	2004	39
Brett Favre	Green Bay	1996	39





# TOM BRADY NEWS & NOTES

## BRADY HAS 19 CAREER 4-TD GAMES

Brady has thrown four or more touchdowns in a game 19 times with 15 four-touchdown games, two five-touchdown games and two six-touchdown games.

### Most Games with 4+ Touchdown Passes

#### PLAYER 4+ TD Games

1. Peyton Manning	29
2. Drew Brees	24
3. Brett Favre	23
4. Dan Marino	21
<b>5. Tom Brady</b>	<b>19</b>
6. Johnny Unitas	17

### Most Games with 4 TDs and No Interceptions

#### PLAYER Games

1. Drew Brees	16
<b>2. Tom Brady</b>	<b>15</b>
3. Peyton Manning	14
4. Brett Favre	12

## BRADY IS ONE OF FIVE NFL PLAYERS WITH AT LEAST TWO GAMES WITH 6 TDS OR MORE

Brady has thrown six touchdowns in a game two times and is one of five NFL players to have thrown at least six touchdowns in a game two times. Brady threw six touchdowns at Miami (10/21/07) and vs. Tennessee (10/18/09).

### NFL Players with at least two 6+ TD Games

#### PLAYER 6+ TD Games

Peyton Manning	3 (2 6 TD games and 1 7 TD game)
George Blanda	2 games with 7 touchdowns
Y.A. Tittle	2 (1 game with 7 and 1 with 6 TDs)
<b>Tom Brady</b>	<b>2 6 TD games</b>
Charley Johnson	2 6 TD games

## BRADY OWNS SECOND LONGEST TOUCHDOWN STREAK IN NFL HISTORY

Brady's streak of 52 straight games with at least one touchdown was snapped at Cincinnati on Oct. 6, 2013. Brady is the second NFL player to have a streak of at least 50 straight games with a touchdown. Drew Brees owns the record with 54 straight games with a touchdown.

### MOST CONSECUTIVE GAMES, TOUCHDOWN PASSES

Player	Games
Drew Brees (2009-2012)	54
<b>Tom Brady (2010-2013)</b>	<b>52</b>
Johnny Unitas (1956-60)	47
Brett Favre (2002-04)	36
Dan Marino (1985-87)	30

## BRADY TIED NFL MARK WITH 13 STRAIGHT GAMES WITH TWO OR MORE TOUCHDOWNS

Brady threw for one touchdown against the Jets (10/9/11), snapping his streak of 13 straight games with two or more touchdown passes. Brady's streak of 13 straight games with two or more touchdowns is tied with Peyton Manning's 2004 total and Aaron Rodgers' 2011 total for the longest such streak in NFL history.

## BRADY IS PATRIOTS ALL-TIME LEADING PASSER

### PATRIOTS ALL-TIME LEADING PASSERS

Player	YEARS	ATT	COMP	YARDS
<b>Tom Brady</b>	<b>2000-13</b>	<b>6,481</b>	<b>4,116</b>	<b>48,491</b>
Drew Bledsoe	1993-01	4,518	2,544	29,657
Steve Grogan	1975-90	3,593	1,879	26,886

## MOST CAREER TOUCHDOWN PASSES

Brady is one of five NFL players with at least 350 career touchdowns.

### MOST TOUCHDOWNS CAREER

(regular season only) Bold indicates active players

Rank	Name	Touchdowns
1.	Brett Favre	508
<b>2.</b>	<b>Peyton Manning</b>	<b>481</b>
3.	Dan Marino	420
<b>4.</b>	<b>Drew Brees</b>	<b>357</b>
<b>5.</b>	<b>Tom Brady</b>	<b>355</b>
6.	Fran Tarkenton	342
7.	John Elway	300
8.	Warren Moon	291
9.	Johnny Unitas	290
10.	Vinny Testaverde	275

## BRADY GOES OVER 300 YARDS FOR THE 57<sup>th</sup> TIME IN HIS CAREER

Brady had his 58<sup>th</sup> NFL game with 300 or more yards passing vs. Cleveland on Dec. 8, 2013 and ranks third among active NFL quarterbacks, behind NFL-leader Peyton Manning (83) and Drew Brees (76). The Patriots are 48-10 when Brady throws for 300 or more yards.

### NFL QUARTERBACK 300-YARD GAMES (\*ACTIVE)

Player	300-Yard Games
Peyton Manning*	83
<b>Drew Brees*</b>	<b>76</b>
Dan Marino	63
Brett Favre	62
<b>Tom Brady*</b>	<b>58</b>
Kurt Warner	52
Dan Fouts	51
Warren Moon	49
<b>Tony Romo*</b>	<b>43</b>

Brady had a career-best 11 300-yard games in the 2011 season, which is tied with Peyton Manning (11 in 2013) for the second most 300-yard games in a single season. The NFL record for most 300-yard games in a season was set by Drew Brees in 2011 with 13.

## TOM BRADY'S RECORD AS A STARTER

	Reg. Season	Playoffs	Total
<b>Overall:</b>	<b>146-42</b>	<b>17-7</b>	<b>163-49</b>
Home:.....	82-13	11-3	93-16
Road:.....	64-29	6-4*	70-33*
<b>By Yardage Total</b>			
Less than 200:.....	31-14	3-1	34-15
200-299:.....	67-18	10-4	77-22
300 or more:.....	48-10	4-2	52-12
<b>Other Records</b>			
On Artificial Turf:.....	83-13	7-5	90-18
Temp. Below 40:.....	31-4	10-2	41-6
Thanksgiving or later:.....	56-10	17-7	73-17
Leading at Halftime:.....	110-12	12-4	122-16
Leading after 3 Qtrs:.....	119-8	11-3	130-11
Overtime:.....	9-2	1-0	10-2
Passer rating >100.0:.....	83-5	8-0	91-5

\*-Includes five Super Bowls at neutral sites

## BRADY SET NFL RECORD FOR LONGEST HOME WINNING STREAK

Tom Brady set an NFL record for most consecutive home wins as a starting quarterback with his 26<sup>th</sup> straight win in a regular-season home start following the 45-3 win against the Jets (12/06/10) and extended his streak to 31 before it ended with a 24-20 loss against the New York Giants (11/6/11).

### MOST CONSECUTIVE REGULAR-SEASON HOME GAMES WON AS A STARTING QUARTERBACK:

Player	Team	Years	Streak
<b>Tom Brady</b>	<b>NE</b>	<b>2006-11</b>	<b>31</b>
Brett Favre	GB	1995-98	25
John Elway	DEN	1996-98	22
Bob Griese	MIA	1971-74	20
Randall Cunningham	PHI	1990-94	20



# TOM BRADY NEWS & NOTES

## TOP QB HOME STARTING RECORDS (MIN. 50 STARTS) SINCE 1970 MERGER (includes postseason)

Player	Team(s)	W	L	T	Pct.
<b>Tom Brady</b>	<b>NE</b>	<b>93</b>	<b>16</b>	<b>0</b>	<b>.853</b>
Terry Bradshaw	PIT	75	14	0	.843
John Elway	DEN	104	25	0	.806

## BRADY'S COMEBACKS

Brady has engineered 41 career game-winning performances to lead his team to a victory from a fourth-quarter deficit or tie, including five times in 2013.

Time Remaining Passing Statistics^										
Date	Opp.	Score	in Reg.	Att	Cmp	Yds	TD	Int		Final
12/08/13	CLE	3-19	15:00	20	16	142	2	0		27-26
12/01/13	at HOU	21-24	15:00	12	8	87	0	0		34-31
11/24/13	DEN	21-24	15:00	19	12	100	1	0	(ot)	34-31
10/13/13	NO	23-27	1:13	5	7	70	1	0		30-27
09/08/13	at BUF	20-21	4:31	7	7	36	0	0		23-21
10/21/12	NYJ	23-26	1:37	9	13	95	0	0	(ot)	29-26
09/30/12	at BUF	21-21	15:00	7	4	78	2	0		52-28
01/22/12	BAL*	16-20	15:00	6	3	20	0	1		23-20
12/24/11	MIA	17-17	15:00	11	8	120	0	0		27-24
10/16/11	DAL	13-16	5:13	9	11	87	1	0		20-16
12/19/10	GB	21-27	13:49	6	5	82	1	0		31-27
10/17/10	BAL	10-20	14:53	24	16	156	1	1	(ot)	23-20
09/14/09	BUF	13-24	5:32	13	11	112	2	0		25-24
12/29/07	at NYG	23-28	15:00	12	8	130	1	0		38-35
12/03/07	at BAL	17-24	14:25	17	7	113	1	0		27-24
11/25/07	PHI	24-28	15:00	16	11	109	0	0		31-28
11/04/07	at IND	10-20	9:42	10	8	144	2	0		24-20
01/14/07	at SD*	13-21	8:35	14	9	122	1	1		24-21
12/03/06	DET	13-21	13:07	15	14	101	0	0		28-21
11/26/06	CHI	10-10	14:46	7	6	98	1	0		17-13
11/13/05	at MIA	15-16	2:53	2	2	76	1	0		23-16
10/30/05	BUF	7-16	10:07	4	4	69	0	0		21-16
10/09/05	at ATL	28-28	3:52	2	2	17	0	0		31-28
09/25/05	at PIT	10-13	14:19	12	12	167	0	0		23-20
02/06/05	PHI**	14-14	15:00	4	2	33	0	0		24-21
10/03/04	at BUF	17-17	15:00	4	2	8	1	0		31-17
02/01/04	CAR**	29-29	1:08	5	4	47	0	0		32-29
01/10/04	TEN*	14-14	15:00	11	6	27	0	0		17-14
11/30/03	at IND	31-31	10:21	6	3	31	1	0		38-34
11/23/03	at HST	13-20	3:11	14	10	133	1	0	(ot)	23-20
11/03/03	at DEN	23-26	2:51	4	5	58	1	0		30-26
10/19/03	at MIA	13-13	15:00	10	7	147	1	0	(ot)	19-13
10/05/03	TEN	24-27	4:40	1	1	15	0	0		38-30
12/29/02	MIA	13-24	4:59	13	8	69	1	0	(ot)	27-24
11/10/02	at CHI	19-30	5:16	14	9	116	2	0		33-30
09/22/02	KC	38-38	0:00	5	4	46	0	0	(ot)	41-38
02/03/02	STL**	17-17	1:21	8	5	53	0	0		20-17
01/19/02	OAK*	3-13	15:00	27	20	138	0	0	(ot)	16-13
12/16/01	at BUF	6-9	5:57	13	9	116	0	0	(ot)	12-9
12/02/01	at NYJ	14-16	15:00	7	6	56	0	0		17-16
10/14/01	SD	16-26	8:48	18	13	130	1	0	(ot)	29-26

^Statistics are from the time noted until the end of the game \* Divisional Playoffs \*\* Super Bowl

## BRADY HAS 30 COMEBACK DRIVES WHEN TRAILING IN THE FOURTH QUARTER

Brady has 30 comeback drives when trailing in the fourth quarter. His 30 comeback drives are tied for fifth most in NFL history.

Player	Teams	Fourth Quarter Comeback Drives
1. John Elway	Denver	43
2. Peyton Manning	Indy/Denver	40
3. Dan Marino	Miami	37
4. Joe Montana	SF/KC	31
<b>5. Tom Brady</b>	<b>Patriots</b>	<b>30</b>
6. Brett Favre	GB/NYJ/MIN	28

## BRADY'S FINAL MINUTE, GAME-WINNING TOUCHDOWN PASSES WITH THE PATRIOTS TRAILING IN THE GAME

The game against the Browns on Dec. 8, 2013 was the sixth game in Tom Brady's career in which he threw a game-winning touchdown pass in the final minute of the game to turn a Patriots deficit into a Patriots win. Brady's six last-minute, game-winning touchdown passes are listed below.

**11/10/02 at Chicago\* W 33-30**

The Patriots trailed 30-25 when Brady threw a 20-yard touchdown to David Patten with 21 seconds left to give the Patriots a 33-30 win.

\*-Champaign, Ill.

**11/3/03 at Denver W 30-26**

The Patriots trailed 26-23 when Brady threw an 18-yard touchdown to David Givens with 30 seconds left to give the Patriots a 30-26 win.

**12/3/07 at Baltimore W 27-24**

The Patriots trailed 24-20 when Brady threw an 8-yard touchdown to Jabar Gaffney with 44 seconds left to give the Patriots a 27-24 win.

**10/16/11 vs. Dallas W 20-16**

The Patriots trailed 16-13 when Brady threw an 8-yard touchdown pass to Aaron Hernandez with 22 seconds left to give the Patriots a 20-16 win.

**10/13/13 vs. New Orleans W 30-27**

The Patriots trailed 27-23 when Brady threw a 17-yard touchdown pass to Kenbrell Thompkins with 5 seconds left to give the Patriots a 30-27 win.

**12/08/13 vs. Cleveland W 27-26**

The Patriots trailed 26-21 when Brady threw a 1-yard touchdown pass to Danny Amendola with 31 seconds left to give the Patriots a 27-26 win.

## BRADY IN THE POSTSEASON

### NFL ALL-TIME LEADERS / PLAYOFF VICTORIES AS STARTING

Player	Team(s)	Playoff Wins
<b>Tom Brady</b>	<b>New England</b>	<b>17</b>
Joe Montana	S.F./K.C.	16
Terry Bradshaw	Pittsburgh	14
John Elway	Denver	14
Brett Favre	Green Bay/Minnesota	12
Troy Aikman	Dallas	11
Roger Staubach	Dallas	11

### QB'S WITH 3 OR MORE SUPER BOWL VICTORIES

Quarterback	Team	Wins
Terry Bradshaw	PIT	4
Joe Montana	SF	4
Troy Aikman	DAL	3
<b>Tom Brady</b>	<b>NE</b>	<b>3</b>

### PLAYERS WITH MULTIPLE SUPER BOWL MVP AWARDS

Player	Team	MVPs
Joe Montana	SF	3
Terry Bradshaw	PIT	2
<b>Tom Brady</b>	<b>NE</b>	<b>2</b>
Bart Starr	GB	2
Eli Manning	NYG	2

## BRADY GUIDES PATRIOTS TO 7<sup>TH</sup> 12-WIN SEASON

Tom Brady guided the Patriots to their 12<sup>th</sup> win in 2012. Since entering the NFL in 2000, Brady's teams have reached 12 regular-season wins in seven different seasons, second all-time, behind Peyton Manning.

### Starting QB's with the most 12-win Regular Seasons in NFL History

Player	Seasons
Peyton Manning	9
<b>Tom Brady</b>	<b>7</b>
Brett Favre	6
John Elway	4
Jim Kelly	4



# TOM BRADY NEWS & NOTES

## BRADY BECOMES 9<sup>TH</sup> NFL PLAYER TO REACH 45,000 PASSING YARDS

Tom Brady (48,491) became the ninth NFL player to reach 45,000 passing yards on a 35-yard pass to WR Julian Edelman at Buffalo (09/08/13). He entered the Buffalo game needing 194 yards passing to reach the milestone. Brady is currently 7<sup>th</sup> on the NFL's all-time list.

Player	Passing yards
1. Brett Favre	71,838
2. Peyton Manning	64,009
3. Dan Marino	61,361
4. John Elway	51,475
5. Drew Brees	50,026
6. Warren Moon	49,325
<b>7. Tom Brady</b>	<b>48,491</b>
8. Fran Tarkenton	47,003
9. Vinny Testaverde	46,233
10. Drew Bledsoe	44,611

## BRADY BECOMES SIXTH NFL PLAYER TO REACH 4,000 COMPLETIONS

Tom Brady (4,116) became the sixth player in NFL history reach 4,000 completions.

### MOST PASS COMPLETIONS IN NFL HISTORY

Brett Favre	6,300
Peyton Manning	5,448
Dan Marino	4,967
Drew Brees	4,388
John Elway	4,123
<b>Tom Brady</b>	<b>4,116</b>
Warren Moon	3,988

## BRADY IS THE THIRD FASTEST TO REACH 4,000 COMPLETIONS

Tom Brady has now completed 4,084 passes over his career in the regular season, becoming just the sixth player in NFL history to achieve the feat. Brady achieved the feat in 187 games, third fastest in NFL history behind Drew Brees (169 games) and Peyton Manning (183 games).

### Games Played to 4,000 Career Completions

Drew Brees	169
Peyton Manning	183
<b>Tom Brady</b>	<b>187</b>
Dan Marino	193
Brett Favre	196
John Elway	227

## BRADY HAS FOURTH BEST QB RATING

Quarterback	Years	Team(s)	Rating
Aaron Rodgers	2005-2013	Green Bay	105.2
Peyton Manning	1998-2013	IND/DEN	96.9
Steve Young	1985-99	TB/SF	96.8
<b>Tom Brady</b>	<b>2000-2013</b>	<b>Patriots</b>	<b>96.0</b>
Philip Rivers	2004-2013	San Diego	95.9

## MOST TD THROWS COACH/QB TANDEM

Tom Brady has thrown 355 career touchdowns under head coach Bill Belichick, the most touchdowns among any head coach/starting quarterback tandem.

### MOST TDS/QB TANDEMS

(Regular Season Only)

Quarterback/Head Coach	Team	Touchdowns
<b>Tom Brady/Bill Belichick</b>	<b>NE</b>	<b>355</b>
Dan Marino/Don Shula	MIA	352
Drew Brees/Sean Payton	NO	234
Len Dawson/Hank Stram	KC	232

## WINNINGEST COACH/QB TANDEM

Bill Belichick and Tom Brady have the best winning percentage among a head coach/starting quarterback tandem since the 1970 merger. The tandem's 146 wins are the most wins by any coach-QB tandem since the 1970 AFL-NFL merger.

### WINNINGEST COACH/QB TANDEMS SINCE 1970

(Regular Season Only – by winning percentage)

Quarterback/Head Coach	Team	W	L	T	Pct.
<b>Tom Brady/Bill Belichick</b>	<b>NE</b>	<b>146</b>	<b>42</b>	<b>0</b>	<b>.777</b>
Ken Stabler/John Madden	OAK	60	19	1	.756
Jim McMahon/Mike Ditka	CHI	46	15	0	.754
Peyton Manning/Tony Dungy	IND	73	24	0	.753

### WINNINGEST COACH/QB TANDEMS SINCE 1970

(Regular Season Only – by victories)

Quarterback/Head Coach	Team	W	L	T	Pct.
<b>Tom Brady/Bill Belichick</b>	<b>NE</b>	<b>146</b>	<b>42</b>	<b>0</b>	<b>.777</b>
Dan Marino/Don Shula	MIA	116	68	0	.630
Terry Bradshaw/Chuck Noll	PIT	107	51	0	.601

## TOM BRADY HAS MOST STARTS UNDER ONE HEAD COACH

Tom Brady made his 185<sup>th</sup> career start at Carolina on Nov. 18, 2013, all under Bill Belichick. It is the most starts by a quarterback under one head coach in NFL history. Brady surpassed Dan Marino, who had 184 career starts under head coach Don Shula.

## BRADY SETS NFL RECORD FOR MOST PASS ATTEMPTS WITHOUT AN INTERCEPTION

Tom Brady extended his streak to 358 consecutive regular season pass attempts without an interception before throwing his first interception since Oct. 17, 2010 in the 2011 opener at Miami (9/1/11). Brady eclipsed Bernie Kosar's record of 308 pass attempts on Dec. 26, 2010 at Buffalo.

### MOST CONSECUTIVE PASS ATTEMPTS WITHOUT AN INTERCEPTION

<b>358 Tom Brady (Patriots)</b>	<b>2010-11</b>
308 Bernie Kosar (Cleveland)	1990-91
294 Bart Starr (Green Bay)	1964-65
279 Jeff George (IND/ATL)	1993-94
277 Rich Gannon (Oakland)	2001
271 Jason Campbell (Washington)	2007-08

## TOM BRADY EARNS 24<sup>TH</sup> AFC PLAYER OF THE WEEK HONOR; 2<sup>ND</sup> MOST IN NFL HISTORY

Tom Brady was named AFC Offensive Player of the Week by the National Football League for his performance in the Patriots' come-from-behind 34-31 overtime victory vs. Denver on Nov. 24, 2013. It is the 24<sup>th</sup> time in Brady's career that he has received the AFC Offensive Player of the Week honor. It is the first for Brady in 2013. He earned the award three times in 2012. Brady is one behind Peyton Manning for the most Player of the Week awards earned by a player since the accolade was instituted in 1984.

### THE PLAYERS WITH THE MOST CAREER PLAYER OF THE WEEK AWARDS

Player	Career	Team	POW Awards
Peyton Manning	1998-present	Colts/Broncos	25
<b>Tom Brady</b>	<b>2000-present</b>	<b>Patriots</b>	<b>24</b>
Dan Marino	1983-1999	Dolphins	18
Brett Favre	1991-2010	Packers, Jets, Vikings	16
John Elway	1983-1998	Broncos	15





# TOM BRADY NEWS & NOTES

## BRADY TIES STEVE YOUNG FOR THIRD MOST TD PASSES ON MONDAY NIGHT

Brady threw a 9-yard touchdown pass to TE Rob Gronkowski at Carolina on Nov. 18, 2013. It was his 42<sup>nd</sup> touchdown pass on Monday Night Football, tying him for third all-time with Steve Young for most touchdown passes on Monday Night Football.

### Quarterbacks with the most career touchdown passes on Monday Night Football

Player	TD Passes on Monday Night Football	Games
Dan Marino	74	38
Brett Favre	69	38
<b>Tom Brady</b>	<b>42</b>	<b>18</b>
Steve Young	42	25
Peyton Manning	36	17
Joe Montana	36	20

## BRADY IS FIFTH WITH FIVE 4,000-YARD SEASONS

Brady has 3,685 yards passing so far in 2013 and needs 315 passing yards to reach 4,000 yards in a season for the sixth time in his career. He can join Dan Marino (6), Brett Favre (6), Drew Brees (8) and Peyton Manning (13) as the only players to have at least five seasons with 4,000 passing yards.

### All-time 4,000-yard passing seasons

- 13 Peyton Manning
- 8 Drew Brees
- 6 Dan Marino
- 6 Brett Favre
- 5 Tom Brady**
- 4 Warren Moon
- 4 Philip Rivers
- 4 Tony Romo

## BRADY IS SECOND WITH MOST GAMES WITH 3 TDS AND NO INTERCEPTIONS

Tom Brady is second in NFL history with 38 games with three or more touchdowns and no interceptions. The Patriots are 37-1 (.974) in such games

### Player Most Games with 3+ TD Passes and 0 Int.

Peyton Manning	43
<b>Tom Brady</b>	<b>38</b>
Brett Favre	36
Drew Brees	31
Dan Marino	18
Fran Tarkenton	18

## BRADY SETS NFL RECORD WITH AT LEAST TWO TOUCHDOWNS AND NO INTERCEPTIONS

Tom Brady set an NFL record by throwing at least two touchdowns without an interception in each of the final nine games of the 2010 season. Brady passed Don Meredith's previous record of six straight games with two or more touchdowns and no interceptions (1965-66).

## BRADY NOW HAS 10 GAMES WITH 300 YARDS, 4 TDS AND 0 INTERCEPTIONS

Tom Brady had his 10<sup>th</sup> NFL game with 300 yards, four touchdowns and no interceptions vs. Pittsburgh (11/03/13), second in NFL history to the 14 such games by Drew Brees.

## BRADY IS HOT IN DECEMBER

Tom Brady has two wins so far in December in 2013 to improve to 43-6 and has the best win percentage at 87.8 in December for any quarterback since the 1970 NFL merger.

### Best Win Pct. In December – Since 1970 NFL Merger

Player	December Record	Win PCT.
<b>Tom Brady</b>	<b>43-6</b>	<b>87.8</b>
Philip Rivers	27-6	81.8
Jim McMahon	14-4	77.8
Bob Griese	14-4	77.8

## BRADY HAS THE BEST RECORD IN THE FINAL FOUR GAMES OF THE REGULAR SEASON SINCE 1970 MERGER

Tom Brady is now 41-8 in the final four games of the regular season, the best among any starting quarterback in the final four games since the 1970 merger.

### Quarterback W-L Record WIN PCT.

<b>Tom Brady</b>	<b>41-8</b>	<b>.837</b>
Philip Rivers	27-6	.818
Roger Staubach	24-6	.800
Joe Montana	35-12	.745
Steve McNair	28-10	.737



## BRADY'S SEASON NOTES

### BRADY REACHED 5,000 YARDS IN 2011

Brady set a franchise record with 5,235 passing yards in 2011 and joined Drew Brees (5,177 in 2012, 5,476 in 2011 and 5,069 in 2008), Dan Marino (5,084 in 1984) and Matthew Stafford (5,038 in 2011) as the only players in NFL history to reach 5,000 passing yards in a single season.

### Most Passing Yards in a season

5,476 Drew Brees, New Orleans in 2011

**5,235 Tom Brady, Patriots in 2011**

5,177 Drew Brees, New Orleans in 2012

5,084 Dan Marino, Miami in 1984

5,069 Drew Brees, New Orleans in 2008

5,038 Matthew Stafford, Detroit in 2011

### NFL RECORD FOR MOST PASSING YARDS PER GAME/SEASON

#### Player Team Year Yards/Game

Drew Brees New Orleans 2011 342.3

**Tom Brady Patriots 2011 327.2**

## BRADY HAD CAREER HIGH WITH 4 RUSHING TDS IN 2012

Brady scored his career-high fourth rushing touchdown of the 2012 season vs. San Francisco (12/16/12). His previous best was in 2011 when he had three rushing touchdowns. He enters the 2013 season with 14 career rushing touchdowns.

## BRADY THREW AT LEAST ONE TOUCHDOWN PASS IN ALL 16 GAMES IN 2012 FOR THE THIRD STRAIGHT SEASON

Since the NFL went to a 16-game season in 1978, Tom Brady is the only quarterback to have thrown for at least one touchdown pass in each game for three consecutive seasons. Since the NFL went to a 16-game season, only eight quarterbacks have thrown for at least one touchdown pass in each game. Brady and Peyton Manning were the only quarterbacks to do so in 2012.

### QBS WITH A LEAST ONE TD PASS IN ALL 16 GAMES IN A SEASON

**Tom Brady (New England) 2010, 2011, 2012**

Drew Brees (New Orleans) 2010, 2011

Peyton Manning (Denver) 2012

Daunte Culpepper (Minnesota) 2004

Brett Favre (Green Bay) 2003

Kurt Warner (St. Louis) 1999

Dan Marino (Miami) 1984, 1986

Dave Krieg (Seattle) 1984

\*16-game schedule was instituted in 1978



# TOM BRADY NEWS & NOTES

## BRADY IS ONE OF FOUR NFL QUARTERBACKS WITH AT LEAST TWO SEASONS OF 400 COMPLETIONS

Tom Brady completed 401 passes in 2011 and 2012 to become one of four NFL quarterbacks to have completed at least 400 passes in at least two seasons.

Player	400-COMPLETION SEASONS
Drew Brees	5 – 2007, 2008, 2010, 2011 and 2012
<b>Tom Brady</b>	<b>2 – 2011 and 2012</b>
Peyton Manning	2 – 2010 and 2012
Matthew Stafford	2 – 2011 and 2012



## BRADY'S GAME NOTES

### BRADY SETS FRANCHISE RECORD WITH 517 PASSING YARDS

Brady set a franchise record with 517 passing yards in the 2011 season-opener at Miami (9/12/11). The previous high was 426 yards by Drew Bledsoe vs. Minnesota on Nov. 13, 1994. Brady's previous best was 410 passing yards vs. Kansas City on Sept. 22, 2002. Brady is one of 15 NFL quarterbacks to throw for 500 yards or more. His 517 yards are the seventh highest in NFL history.

PLAYER	TEAM	500 YARD GAME
Norm Van Brocklin	LA Rams	554 yards in 1951
Matt Schaub	Houston	527 yards in 2012
Warren Moon	Houston Oilers	527 yards in 1990
Boomer Esiason	Arizona	522 yards in 1996
Dan Marino	Miami	521 yards in 1988
Matthew Stafford	Detroit	520 yards in 2011
<b>Tom Brady</b>	<b>Patriots</b>	<b>517 yards in 2011</b>

### BRADY HAD 423 YARDS AS A FOLLOW-UP TO HIS 517 YARD PERFORMANCE IN MIAMI IN 2011

In the 2011 season opener in Miami (9/12/11), Brady threw for 517 yards. In Week 2 against San Diego (9/18/11), Brady became the first 500-yard passer to follow up his 500-yard performance by throwing for 400 or more yards. Before Brady's performance against the Chargers, only Drew Brees (2006) had followed-up a 500-yard game with 300 or more passing yards.

### BRADY IS ONE OF EIGHT TO THROW FOR CONSECUTIVE 400-YARD GAMES

Brady is one of just eight NFL quarterbacks to have back-to-back games with 400 or more passing yards.

#### NFL RECORD FOR MOST CONSECUTIVE GAMES WITH 400 OR MORE YARDS PASSING

- 2 Philip Rivers, 2012 (401, 411)
- 2 Tom Brady, 2011 (517, 423)**
- 2 Cam Newton, Carolina, 2011 (422, 432)
- 2 Matt Cassel, Patriots, 2008 (400, 415)
- 2 Billy Volek, Tennessee, 2004 (426, 492)
- 2 Phil Simms, NY Giants, 1985 (432, 513)
- 2 Dan Marino, Miami, 1984 (470, 404)
- 2 Dan Fouts, San Diego, 1982 (444, 435)

### BRADY'S 432 YARDS AGAINST PITTSBURGH IN 2013 ARE THIRD HIGHEST OF HIS CAREER

Tom Brady threw for 432 yards vs. Pittsburgh (11/03/13), marking the third highest single-game yardage total of his career. The game marked the fifth time in Brady's career that he has eclipsed the 400-yard mark.

#### MOST PASSING YARDS IN A GAME IN PATRIOTS HISTORY

Player	Date	Opp	Att	Cmp	Yds	TD	Int
Tom Brady	9/12/11	MIA	48	32	517	4	1
Tom Brady	12/16/12	SF	65	36	443	1	2
Tom Brady	11/03/13	PITT	33	23	432	4	0
Drew Bledsoe	11/13/94	MIN	70	45	426	3	0
Drew Bledsoe	11/23/98	MIA	54	28	423	2	2
Tom Brady	9/18/11	SD	40	31	423	3	0

## BRADY TIED NFL RECORD WITH THREE STRAIGHT GAMES WITH 30 COMPLETIONS IN 2011

Brady tied an NFL record with three straight games with 30 completions after completing 32 at Miami (9/12/11), 31 vs. San Diego (9/18/11) and 30 at Buffalo (9/25). He shares the record with Drew Brees (2011), Steve Young (1995), Rich Gannon (2002), Kurt Warner (2008) and Peyton Manning (2010). The most 30 completion games Brady has had in a season is five in 2007.

## BRADY HAS THROWN FOR 300 YARDS IN A HALF FOUR TIMES

Brady had his fourth 300-yard half and his third 300-yard second half after throwing for 323 yards in the second half vs. Cleveland on Dec. 8, 2013.

YARDS	GAME	HALF
367	vs. San Francisco (12-16-12)	2 <sup>nd</sup> half
345	vs. Tennessee (10-18-09)	1 <sup>st</sup> half
323	vs. Cleveland (12-08-13)	2 <sup>nd</sup> half
306	at Miami (9-12-11)	2 <sup>nd</sup> half

## QUARTERBACK CLASS OF 2000

Tom Brady was the seventh quarterback selected in the 2000 NFL Draft. The Patriots selected him in the sixth round with the 199<sup>th</sup> overall pick.

#### Quarterbacks taken in the 2000 NFL Draft

Rd	Pick	Player	Taken By
1	18	Chad Pennington	NY Jets
3	65	Giovanni Carmazzi	San Francisco
3	75	Chris Redman	Baltimore
5	163	Tee Martin	Pittsburgh
6	168	Marc Bulger	New Orleans
6	183	Spergon Wynn	Cleveland
<b>6</b>	<b>199</b>	<b>Tom Brady</b>	<b>New England</b>

## BRADY'S 65 PASS ATTEMPTS AGAINST SF ARE A CAREER-HIGH

Tom Brady's 65 passing attempts vs. San Francisco (12/16/12) are a career high, topping his 58 pass attempts at Seattle on Oct. 14, 2012. Brady's 65 attempts are the most in franchise history in a non-overtime game and are the second most in team history in any game, trailing only Drew Bledsoe's 70 attempts in an overtime win vs. Minnesota on Nov. 13, 1994. Brady's 65 pass attempts are the seventh most in NFL history and the most since Brian Griese had 67 for Tampa Bay at Chicago on Sept. 21, 2008 in overtime. It is the most in a non-overtime NFL game since Dec. 24, 2000 when the Jets Vinny Testaverde attempted 69 passes at Baltimore.

#### MOST PASSING ATTEMPTS IN A GAME IN PATRIOTS HISTORY

Player	Date	Opp	Att	Cmp	Yds	TD	Int
Drew Bledsoe	11/13/94	Min	70	45	426	3	0*
<b>Tom Brady</b>	<b>12/16/12</b>	<b>SF</b>	<b>65</b>	<b>36</b>	<b>443</b>	<b>1</b>	<b>2</b>
Drew Bledsoe	12/16/95	Pit	60	39	336	3	1
Steve Grogan	11/12/89	NO	59	27	283	1	1
Tom Brady	10/14/12	Sea	58	36	395	2	2

\*Overtime



# PATRIOTS OFFENSIVE NOTES

## BRADY HAS LED THE PATRIOTS TO SIX 50-POINT GAMES; TIES LEN DAWSON FOR MOST IN NFL HISTORY

Brady and the Patriots knocked off Pittsburgh 55-31 on Nov. 3, 2012. The game marked the sixth time that New England scored at least 50 points in a game started by Brady, tying pro Football Hall of Famer Len Dawson for the most 50-point games by a starting quarterback in NFL history.

Date	Opponent	Score
10/28/07	vs. Washington	52-7
11/18/07	at Buffalo	56-10
10/18/09	vs. Tennessee	59-0
9/30/12	at Buffalo	52-28
11/18/12	vs. Indianapolis	59-24
11/03/13	vs. Pittsburgh	55-31

## BRADY HAS THROWN TWO 50-YARD PASSES IN THE SAME GAME EIGHT TIMES

Brady has thrown at least two 50-yard passes in the same game eight times in his career after completing an 57-yard pass to Danny Amendola and an 81-yard touchdown pass to Aaron Dobson vs. Pittsburgh on Nov. 3, 2013. His career best was when he had a 58-yard touchdown, a 58-yard pass and an 81-yard touchdown at Miami on Dec. 6, 2009.

### BRADY'S GAMES WITH AT LEAST TWO 50-YARD PASSES

- 10/9/05 @ Atlanta
  - 55t (3Q) Bethel Johnson
  - 51 (1Q) Deion Branch
- 1/14/06 @ Denver \*AFC Divisional Playoff Round
  - 73 (4Q) Deion Branch
  - 51 (2Q) Andre' Davis
- 12/31/06 @ Tennessee
  - 62t (3Q) Reche Caldwell
  - 52 (1Q) Corey Dillon
- 12/9/07 vs. Pittsburgh
  - 63t (2Q) Randy Moss
  - 56t (3Q) Jabar Gaffney >Flea-flicker w/R. Moss
- 11/15/09 @ Indianapolis
  - 63t (2Q) Randy Moss
  - 55 (1Q) Randy Moss
- 12/06/09 @Miami
  - 58t (1Q) Randy Moss
  - 58 (2Q) Wes Welker
  - 81t (3Q) Sam Aiken
- 11/22/12 @NY Jets
  - 83t (2Q) Shane Vereen
  - 56t (2Q) Julian Edelman
- 11/03/13 vs. Pittsburgh
  - 57 (2Q) Danny Amendola
  - 81t(4Q) Aaron Dobson



## WR DANNY AMENDOLA

### DANNY AMENDOLA ON WEARING TROY BROWN'S JERSEY #80

When Danny Amendola joined the Patriots in the offseason, he was assigned jersey #80, the same number worn by Patriots' Hall of Fame member Troy Brown, who finished his career as the team's all-time leading receiver and is still the team's all-time leading punt returner.

Said Amendola on wearing Brown's jersey #80: "I talked to (Troy Brown) a little bit before I came here to camp," Amendola said. "I told him he's one of the greatest ever, and it's an honor to wear No. 80. I'm going to try to represent it the best I can."



## RB BRANDON BOLDEN

### BOLDEN HAD FIRST 100-YARD DAY AND FINISHED WITH AN 8.6-YARD AVERAGE

RB Brandon Bolden finished with 16 carries for 137 yards and an 8.6-yard average at Buffalo (9/30/12) with runs of 20 and 27 yards. His 8.6-yard average is tied for the third highest ever in a single game for the Patriots among running backs with at least 15 rushing attempts. He earned the FedEx Ground Player of the Week for his performance.

### Highest Rushing Average/Single Game (min. 15 rushing attempts)

Player	Average
Curtis Martin	9.6 (17-164 vs. Washington, Oct. 13, 1996)
Tony Collins	9.2 (23-212 vs. N.Y. Jets, Sept. 18, 1983)
Sammy Morris	8.6 (16-138 vs. Denver, Oct. 20, 2008)
Jim Nance	8.6 (17-146 at Houston, Dec. 11, 1966)
<b>Brandon Bolden</b>	<b>8.6 (16-137 at Buffalo, Sept. 30, 2012)</b>
<b>Stevan Ridley</b>	<b>8.5 (15-127 at St. Louis, Oct. 28, 2012)</b>

### FOOTBALL RUNS IN BOLDEN'S FAMILY

Bolden's grandfather, Frank Pitts, played 10 years in the NFL (1965-74) as a receiver for Kansas City, Cleveland and Oakland. He was with Kansas City for two Super Bowls, losing Super Bowl I and winning Super Bowl IV. Said Bolden about his grandfather, "I remember being 6 years old, him popping in a highlight film of Super Bowl I and IV. I've seen that tape at least 500 times."



## OL DAN CONNOLLY

### DAN CONNOLLY HAS THE LONGEST KICKOFF RETURN EVER BY AN OFFENSIVE LINEMAN

Dan Connolly was named AFC Special Teams Player of the Week after he returned a kickoff 71 yards to the 4-yard line in the second quarter of the Patriots win vs. Green Bay on Dec. 19, 2010. According to the Elias Sports Bureau, it is the longest kickoff return by an offensive lineman in NFL history. The run by Connolly topped the 48-yard touchdown return by Atlanta's Mal Snyder in 1969. Previously, the longest kickoff return for a Patriots offensive lineman was a 27-yard return by G Stephen Neal on Nov. 30, 2008 vs. Pittsburgh. Connolly's previous best was a 16-yard return vs. Miami on Nov. 8, 2009.



## WR JULIAN EDELMAN

### JULIAN EDELMAN SET FRANCHISE RECORD WITH A 94-YARD PUNT RETURN FOR A TOUCHDOWN

WR Julian Edelman set a franchise record with a 94-yard punt return for a touchdown in the second quarter vs. Miami (01/02/11). The previous longest punt return was an 89-yard touchdown return by Mike Haynes vs. Buffalo on Nov. 7, 1976. Edelman returned his second career punt for a touchdown vs. Kansas City on Nov. 21, 2011 with a 72-yard return. He was named AFC Special Teams Player of the Week for his performance against Kansas City. He scored his third punt return for a touchdown with a 68-yarder vs. Indianapolis (11/18/12) to tie a franchise record.

### Most Punt Return Touchdowns/Patriots Career

#### 3 Julian Edelman

- 3 Troy Brown
- 3 Irving Fryar
- 2 Mike Haynes



# PATRIOTS OFFENSIVE NOTES

## EDELMAN SETS PATRIOTS RECORD FOR BEST PUNT RETURN AVERAGE IN A SEASON

Edelman has the two best punt return averages in a single season in New England history with a 15.3-yard punt return average in 2010 and a 15.5-yard punt return average in 2012. The previous best was a 14.8 punt return average by Mack Herron in 1974. In 2010, Edelman led the AFC and finished second in the NFL with a 15.3 punt return average. Chicago's Devin Hester led the NFL with a 17.1-yard average.

### Patriots Best Punt Return Average/Season (min. 15 returns)

Player	PR Avg.	Year
<b>Julian Edelman</b>	<b>15.5</b>	<b>2012</b>
<b>Julian Edelman</b>	<b>15.3</b>	<b>2010</b>
Mack Herron	14.8	1974
Troy Brown	14.2	2001

## EDELMAN HAS HIGHEST PUNT RETURN AVERAGE IN TEAM HISTORY; THIRD HIGHEST IN NFL HISTORY

Edelman has returned 104 punts for 1,299 yards during his Patriots' career and is first in team history and fourth in NFL history with a 12.5 average.

### HIGHEST PUNT RETURN AVERAGE, PATRIOTS CAREER (20 Returns)

Player	Punt Rt Avg.	Year
<b>Julian Edelman</b>	<b>12.5</b>	<b>2009-13 (104-1,299)</b>
Mack Herron	12.0	1973-75 (74-888)
Carl Garrett	11.3	1969-72 (43-487)
Wes Welker	10.4	2007-12 (114-1,185)

### HIGHEST PUNT RETURN AVERAGE IN THE NFL (75 Returns)

Player	Punt Rt Avg.	Year
George McAfee (Chicago)	12.8 (112-1,431)	(1940-41, 1945-1950)
Jack Christiansen (Detroit)	12.8 (85-1,084)	(1951-58)
Claude Gibson (SD, OAK)	12.6 (110-1,381)	(1961-65)
<b>Julian Edelman (NE)</b>	<b>12.5 (104-1,299)</b>	<b>(2009-present)</b>
Bill Dudley (PITT, DEN, WAS)	12.2 (124-1,515)	(1942-53)
Devin Hester (Chicago)	12.1 (262-3,171)	(2006-present)
Dexter McCluster (KC)	12.1 (75-904)	(2010-present)
Rick Upchurch (DEN)	12.1 (248-3,008)	(1975-83)

## EDELMAN ONE OF JUST EIGHT NFL PLAYERS WITH A PUNT RETURN AVERAGE OF 12.0 OR MORE

Edelman is one of just eight NFL players to have a punt return average of 12.0 or more.

## EDELMAN IS FIRST PATRIOTS PLAYER WITH TWO PUNT RETURNS OF 40 YARDS IN THE SAME GAME

Edelman had a 68-yard punt that he returned for a touchdown and a 49-yard return vs. Indianapolis (11/18/12). He is the first player in team history with two punt returns of 40 or more yards in the same game. Troy Brown came close in 2000 when he had returns of 39 and 66 against Tampa Bay.

## EDELMAN'S 47-YARD RUN IS THE LONGEST RUN BY A PATS WIDE RECEIVER

Edelman had a 47-yard run in the fourth quarter vs. Indianapolis (11/18/12). It was the longest run from scrimmage for the Patriots in 2012, topping Steven Ridley's 41-yard run against St. Louis in London on Oct. 28. It is the longest run ever by a Patriots receiver, topping Troy Brown's 35-yard run vs. Tampa Bay on Sept. 3, 2000. It was the longest run by a Patriots player since Sammy Morris had a 55-yard run on Dec. 27, 2009 vs. Jacksonville.

## EDELMAN GOES FROM STANDOUT QB TO WR

Edelman began his college football career with a year at the College of San Mateo (Calif.) before transferring to Kent State where as a senior he completed 56% of his passes (153 of 275 passes for 1,820 yards) with 13 touchdowns. He was also the leading rusher, gaining 1,551 yards on 215 attempts (an average of 7.5 yards per carry) and scoring 13 touchdowns. His offensive numbers broke Kent State's single-season record for total offense set by Joshua Cribbs in 2003. Said head coach Bill Belichick on the versatility of Edelman: "He played the quarterback position in college at Kent State and all the positions really that he's played in the NFL – covering kicks, returning kicks, slot receiver, outside receiver, slot defender – he didn't do any of those things in college. I think that really speaks to his versatility and how much he's grown as a player and how many things he's learned how to do that he really didn't have much experience with in college. I'd say that's pretty unusual, especially to be as competent in them as he is."

## EDELMAN TAKES HIS FATHER'S ADVICE

If there is one thing Julian Edelman has never lacked, it's athletic ability. A dual-threat quarterback at Kent State and former baseball standout in high school, Edelman once wowed Toronto Blue Jays players with his impressive footwork while fielding ground balls in an appearance at batting practice in 2011. This natural ability may have been overlooked by NFL scouts, who let him fall to the Patriots in the Seventh Round of the 2009 NFL Draft. Edelman, who has already passed his career highs in receiving yards and receptions this season, remains focused on the lessons his father (Frank Edelman) taught him at a young age. "I'm still constantly trying to learn," Edelman told the *Boston Herald*. "My dad always put it in my head, when you're green, you're growing, when you're ripe, you're lost. When you're done learning, you're done."



## TE ROB GRONKOWSKI

## GRONKOWSKI SETS NFL RECORD FOR RECEIVING YARDS BY A TIGHT END

Rob Gronkowski finished the 2011 season with 1,327 receiving yards, surpassing San Diego's Kellen Winslow's 1980 record of 1,290 receiving yards for most receiving yards in a season by a tight end.

### Most Receiving Yards by Tight End in the NFL

Player	Yards	Year
<b>Rob Gronkowski</b>	<b>1,327</b>	<b>2011</b>
Jimmy Graham (NO)	1,310	2011
Kellen Winslow (SD)	1,290	1980
Tony Gonzalez (KC)	1,258	2004
Todd Christensen (Raiders)	1,247	1983
Jackie Smith (STL)	1,205	1967
Tony Gonzalez (KC)	1,203	2000
Pete Retzlaff (PHI)	1,190	1965
Ben Coates (NE)	1,174	1994

### Most Receiving Yards by a Patriots Tight End

Player	Yards	Year
<b>Rob Gronkowski</b>	<b>1,327</b>	<b>2011</b>
Ben Coates	1,174	1994
Ben Coates	915	1995
Aaron Hernandez	910	2011
Marv Cook	808	1991
Don Hasselbeck	808	1981

### Most Receptions by a Patriots Tight End

Player	Rec.	Year
Ben Coates	96	1994
<b>Rob Gronkowski</b>	<b>90</b>	<b>2011</b>
Ben Coates	84	1995
Marv Cook	82	1991
Aaron Hernandez	79	2011







# PATRIOTS OFFENSIVE NOTES

## GRONKOWSKI SETS NFL MARK FOR TOUCHDOWNS BY A TIGHT END IN A SEASON

Gronkowski set an NFL record for most touchdowns by a tight end with 18 overall touchdowns in 2011 (17 receiving and 1 rushing). Gronkowski passed the old mark of 13 receiving touchdowns by Vernon Davis (SF in 2009) and Antonio Gates (SD in 2004). In addition to his 17 touchdown receptions, Gronkowski scored on a lateral in the third quarter vs. Indianapolis (12/4/11), credited as his first career rushing play.

## MOST TOTAL TDs BY A TIGHT END IN A SINGLE SEASON

18	Rob Gronkowski	NE	2011	(17 pass, 1 rush)
13	Vernon Davis	SF	2009	(13 pass)
13	Antonio Gates	SD	2004	(13 pass)

## MOST TD RECEPTIONS BY A TIGHT END IN A SINGLE NFL SEASON

17	Rob Gronkowski	NE	2011
13	Vernon Davis	SF	2009
13	Antonio Gates	SD	2004

## GRONKOWSKI SECOND PATRIOTS TIGHT END TO REACH 1,000 YARDS

Gronkowski became the second tight end in New England Patriots history to go over 1,000 receiving yards in 2011. He broke TE Ben Coates (1,174 yards in 1994) franchise record en route to his NFL tight end receiving record of 1,327 yards.

## GRONKOWSKI BECOMES FIRST PATRIOTS TIGHT END TO RECORD A RUSHING TOUCHDOWN

Gronkowski scored a 2-yard touchdown on a lateral from Tom Brady in the third quarter vs. Indianapolis (12/4/11), becoming the first tight end in Patriots history to score a rushing touchdown. Gronkowski is the first NFL tight end to score a rushing touchdown since Tennessee's Bo Scaife had a 31-yard scoring run against Baltimore on Nov. 12, 2006. He is the first tight end since the 1970 merger to have two receiving touchdowns and a rushing touchdown in the same game.

## LED AFC IN SCORING IN 2011; FIRST TIME THAT A TE HAS LED A CONFERENCE IN SCORING

Gronkowski led the AFC in scoring among non-kickers with 108 points in 2011 and finished second in the NFL to Philadelphia's LeSean McCoy, who had 120 points. It is the first time in NFL history that a tight end has led his conference in scoring and the first time a tight end has led the NFL in touchdown receptions (17).

## GRONKOWSKI HAS THREE STRAIGHT 10-TD SEASONS

Gronkowski has three straight 10 touchdown seasons (10 in 2010, 18 in 2011 and 11 in 2012). Gronkowski joins Randy Moss (2007, 2008 and 2009) and Corey Dillon (2004, 2005, 2006) as the only Patriots with three straight 10-plus touchdown seasons and three 10-plus touchdown seasons overall.

## CONSECUTIVE 10-PLUS TD SEASONS / PATRIOTS HISTORY

### 3 Rob Gronkowski - 2010, 2011, 2012

3 Randy Moss – 2007, 2008, 2009  
3 Corey Dillon – 2004, 2005, 2006  
2 BenJarvus Green-Ellis – 2010, 2011  
2 Curtis Martin – 1995, 1996

## GRONKOWSKI HAS THREE STRAIGHT 10-TD SEASONS (continued)

## MOST 10-PLUS TOUCHDOWN SEASONS / PATRIOTS HISTORY

### 3 Rob Gronkowski – 2001, 2011, 2012

3 Randy Moss – 2007, 2008, 2009  
3 Corey Dillon – 2004, 2005, 2006  
2 BenJarvus Green-Ellis – 2010, 2011  
2 Curtis Martin – 1995, 1996  
2 Stanley Morgan – 1979, 1986

## GRONKOWSKI IS FIRST TIGHT END WITH THREE STRAIGHT 10-PLUS TOUCHDOWN SEASONS

Gronkowski had 11 touchdowns in 2012 and is the first tight end in NFL history to have three straight 10-plus touchdown seasons. CONSECUTIVE 10-PLUS TD SEASON BY A TE/NFL HISTORY

### Rob Gronkowski 10 in 2010, 18 in 2011, 11 in 2012

Antonio Gates 13 in 2004 and 10 in 2005

## GRONKOWSKI IS SECOND IN NFL HISTORY TO RUSH FOR A TD, CATCH A TD, RECORD A TACKLE AND RETURN A KICKOFF IN THE SAME SEASON

In 2011, Gronkowski became the second tight end in NFL history to rush for a touchdown, catch a touchdown, record a tackle and return a kickoff in the same season. Bo Scaife was the first to accomplish the feat in 2006 with Tennessee.

## GRONKOWSKI REACHED 20 TDS IN FEWEST GAMES AMONG TEs IN NFL HISTORY

Gronkowski reached the 20-touchdown mark in just 26 career games, the fewest games among tight ends in NFL history.

### TEs TO REACH 20 TD REC. IN THE FEWEST GAMES

Player	Team	Games to 20 TD catches
Rob Gronkowski	Patriots	26
Mike Ditka	Chicago	31
Kellen Winslow	San Diego	35
Antonio Gates	San Diego	37

## GRONKOWSKI IS SECOND ON PATRIOTS LIST FOR TOUCHDOWNS BY A TIGHT END

### Most Receiving Touchdowns by a Patriots Tight End

Player	TD	Years
Ben Coates	50	1991-99
Rob Gronkowski	42	2010-Present
Russ Francis	28	1975-80, 87-88
Ben Watson	20	2004-09

## MOST TD CATCHES BY A PATS TIGHT END

### MOST TD CATCHES IN A SEASON BY A PATRIOTS TE

Player	Year	Rec	Yds	Avg	Lg	TD
Rob Gronkowski	2011	90	1327	14.7	52t	17
Rob Gronkowski	2010	42	546	13	28	10
Ben Coates	1996	62	682	11	84t	9

Gronkowski finished the 2011 season with 90 receptions, posting the 13th season with 90 or more receptions by a tight end. New Orleans' Jimmy Graham (99) also eclipsed the 90-reception plateau in 2011.



# PATRIOTS OFFENSIVE NOTES

## GRONKOWSKI'S 18 OVERALL TDS ARE SECOND MOST BY A PATRIOT IN A SEASON

Gronkowski finished the 2011 season with 18 overall touchdowns (17 receiving, 1 rushing). His 18 overall touchdowns passed Curtis Martin (17 overall in 1996) for the second highest single-season total in Patriots history. Randy Moss had a franchise record 23 total touchdowns in 2007.

### PATRIOTS RECORD BOOK / MOST TOUCHDOWNS IN A SEASON

Player	Season	TDs
Randy Moss	2007	23
<b>Rob Gronkowski</b>	<b>2011</b>	<b>18</b>
Curtis Martin	1996	17

## GRONKOWSKI'S 38 TD RECEPTIONS ARE THIRD MOST IN FIRST THREE NFL SEASONS

### Most Touchdown Catches First Three NFL seasons

#### No. Player

43 Randy Moss (Minnesota – 17, 11 and 15)  
40 Jerry Rice (SF -3, 15 and 22)

**38 Rob Gronkowski (10, 17 and 11)**

Gronkowski recorded 38 touchdown receptions and 39 touchdowns overall in his first 43 NFL games since entering the NFL in 2010. The NFL record for most overall touchdowns in a player's first three NFL seasons is 47 by Barry Sanders (43 rushing and 4 receiving) and the record for most touchdown receptions in a player's first three NFL seasons is 43 by Randy Moss.

## GRONKOWSKI IS THE FASTEST TIGHT END TO 40 TOUCHDOWNS

Gronkowski scored his 40<sup>th</sup> touchdown reception on a 9-yard pass from Tom Brady at Carolina on Nov. 18, 2013 in his 47<sup>th</sup> NFL game. He is the fastest tight end to reach 40 touchdowns.

### FASTEST TO 40 TOUCHDOWNS RECEIVING/ TIGHT END

#### Player Games to 40 touchdown receptions

<b>Rob Gronkowski (Patriots)</b>	<b>47 Games</b>
Antonio Gates (SD)	71 Games
Jerry Smith (WAS)	76 Games
Kellen Winslow SR. (SD)	92 Games
Dallas Clark (IND)	96 Games
Tony Gonzalez (KC)	101 Games

## GRONKOWSKI NEEDS 11 TDs FOR MOST TD CATCHES THROUGH FIRST FOUR YEARS

### Most Touchdown Catches, First Four NFL seasons

#### No. Player

53 Randy Moss (Minnesota – 17, 11, 15, 10)  
49 Jerry Rice (SF -3, 15, 22, 9)  
45 Bob Hayes (DAL - 12, 13, 10, 10)  
**42 Rob Gronkowski (10, 17, 11, 4)**  
41 Lance Alworth (SD – 3, 11, 13, 14)

## GRONKOWSKI: NFL TIGHT END RECORD OF SEVEN GAMES OF TWO OR MORE TDS IN 2011

Gronkowski's seven games with two or more touchdowns in 2011 are an NFL record for a tight end. Antonio Gates (San Diego in 2004) and Jerry Smith (Washington in 1967) each had four two-touchdown games. The NFL record for most two-plus touchdown reception games in a season is eight by Randy Moss with the Patriots in 2007. Gronkowski's is tied with Cris Carter (1995) and Jerry Rice (1987) for the second most games with two or more touchdowns in a single season. Gronkowski has 12 such games in his NFL career, including three in 2012.

### MOST GAMES WITH 2+ TD RECEPTIONS/SEASON

8	Randy Moss (Patriots)	2007
<b>7</b>	<b>Rob Gronkowski (Patriots)</b>	<b>2011</b>
7	Cris Carter (Minnesota)	1995
7	Jerry Rice (San Francisco)	1987

## GRONKOWSKI SET TEAM MARK WITH A TD REC. IN SIX STRAIGHT GAMES

Gronkowski set a franchise record with a touchdown reception in six straight games in 2011. The Patriots record for most consecutive games with at least one touchdown overall is seven by Curtis Martin.

## GRONKOWSKI HAS 12 CAREER 100-YARD GAMES

Gronkowski registered his 10<sup>th</sup> career-100-yard game in his first game back in 2013 when he caught 8 passes for 114 yards at the New York Jets on Oct. 20, 2013 and then added his second of the 2013 season and 11<sup>th</sup> of his career with a career-high nine receptions for 143 yards vs. Pittsburgh on Nov. 3, 2013. Last week at Houston, Gronkowski had his 12<sup>th</sup> with 127 yards on six receptions. He has the team mark for the most 100-yard games by a tight end.

### Most 100-yard Games by a Patriots Tight End

#### Player 100-Yard Games

<b>Rob Gronkowski</b>	<b>12</b>
Ben Coates	9

## ALL IN THE FAMILY

Gronkowski grew up playing football against his brothers in the backyard. Two of his brothers have NFL playing experience. Dan Gronkowski, finished the 2011 season with Cleveland after spending part of the season with the Patriots. He also spent time with Detroit (2009) and Denver (2010). Chris is currently with San Diego after spending 2012 with Denver, 2010 with Dallas and 2011 with Indianapolis. The Gronkowskis are among 23 different sets of three brothers to have played in the NFL and join nine other families with at least three brothers in the NFL playing at the same time. (Dan is currently out of the NFL).

#### Family Brothers Yr. in NFL at Same Time

<b>Gronkowski</b>	<b>Rob, Dan, Chris</b>	<b>2010- 2011</b>
Baldinger	Brian, Gary, Rich	1986-88, 90-92
Browner	Joey, Keith, Ross	1984-87
Olsen	Merlin, Phil, Orrin	1976
Saul	Rich, Bill, Ron	1970
Richardson	Gloster, Tom, Willie	1969
Rooney	Bill, Cobb, Joe	1924-27
Kinderdine	Hobby, Shine, Walt	1924
Nesser	Al, Frank, Fred, John, Phil, Ted	1921

## GRONKOWSKI IS ONE OF FIVE NFL TIGHT ENDS WITH 90-PLUS RECEPTIONS, 1000-PLUS YARDS AND 10-PLUS TOUCHDOWNS IN A SINGLE SEASON

In 2011, Rob Gronkowski joined Dallas Clark, Jimmy Graham, Tony Gonzalez and Todd Christiansen, as the only tight ends in NFL history with 90-plus receptions, 1,000-plus yards and 10-plus touchdown receptions in a single season.

### TIGHT ENDS WITH 90-PLUS RECEPTIONS, 1000-PLUS YARDS AND 10-PLUS TOUCHDOWNS IN A SEASON

Player	Rec.	Yards	TDs	Year
<b>Rob Gronkowski (NE)</b>	<b>90</b>	<b>1,327</b>	<b>17</b>	<b>2011</b>
Jimmy Graham (NO)	99	1,310	11	2011
Dallas Clark (IND)	100	1,106	10	2009
Tony Gonzalez (KC)	96	1,058	10	2008
Todd Christensen (LAR)	92	1,247	12	1983



# PATRIOTS OFFENSIVE NOTES

## GRONKOWSKI IS TIED WITH GINO CAPPELLETTI FOR FOURTH ALL-TIME ON PATS TD RECEPTION LIST

Gronkowski's 23-yard touchdown in the first quarter at Houston on Dec. 1, 2013 was his 42<sup>nd</sup> career touchdown reception. He is now tied with Gino Cappelletti (42) for the fourth-most touchdown receptions in team history.

### Most Patriots Touchdown Receptions/Career

67	Stanley Morgan
50	Ben Coates
	Randy Moss
<b>42</b>	<b>Rob Gronkowski</b>
42	Gino Cappelletti
39	Jim Coldough
38	Irving Fryar



## G LOGAN MANKINS

### MANKINS GOT A UNIQUE RIDE TO THE 2011 AFC CHAMPIONSHIP GAME

Logan Mankins' car wouldn't start when he was leaving the team hotel to head to last season's AFC Championship Game (01/22/12). He went back into the hotel lobby with plans to call a car service for help, but he ran into fans dressed in Patriots apparel and asked if they were going to the game and if they could give him a ride. The fans planned on parking at their usual spot across from the stadium but Mankins was able to return the favor of a ride for premium parking right next to the stadium.



## RB STEVAN RIDLEY

### STEVAN RIDLEY OVER 1,000 YARDS RUSHING IN 2012

Stevan Ridley reached 1,000 yards in 2012 to give New England its 15<sup>th</sup> 1,000-yard rushing season. He is the 12<sup>th</sup> Patriots player to reach 1,000 yards and his 1,263 yards was the fourth-most in franchise history.

### PATRIOTS WITH 1,000 YARDS RUSHING IN A SEASON

Player	Yards	Year
<b>Stevan Ridley</b>	<b>1,263</b>	<b>2012</b>
BenJarvus Green-Ellis	1,008	2010
Corey Dillon	1,635	2004
Antowain Smith	1,157	2001
Robert Edwards	1,115	1998
Curtis Martin	1,160	1997
Curtis Martin	1,152	1996
Curtis Martin	1,487	1995
Leonard Russell	1,088	1993
John Stephens	1,168	1988
Craig James	1,227	1985
Tony Collins	1,049	1983
Sam Cunningham	1,015	1977
Jim Nance	1,216	1967
Jim Nance	1,458	1966

## RIDLEY GOING STRONG

Stevan Ridley became the fifth Patriots player to reach 1,200 yards and his 1,263 yards in 2012 are the fourth best in franchise history.

### MOST YARDS RUSHING/SINGLE SEASON

Player	Season	Yds
Corey Dillon	2004	1,635
Curtis Martin	1995	1,487
Jim Nance	1966	1,458
<b>Stevan Ridley</b>	<b>2012</b>	<b>1,263</b>
Craig James	1985	1,227

## RIDLEY QUALIFIES FOR ALL-TIME TEAM IN RUSHING AVERAGE

Ridley has 520 rushing attempts for 2,315 yards for a 4.45- yard average to qualify for the team lead in rushing average.

### Highest Average Rushing gain (Career) (450 attempts)

Player	Average
<b>Stevan Ridley</b>	<b>4.45, 2011-2013 (520-2,315)</b>
Corey Dillon	4.22, 2004-06 (753-3,180)
Craig James	4.22, 1984-88 (585-2,469)
Kevin Faulk	4.17, 1999-11 (864-3,607)
Laurence Maroney	4.17, 2006-09 (582-2,430)

## RIDLEY REACHES 12 TDS IN 2012

Stevan Ridley scored 12 rushing TDs in 2012. It is the 13<sup>th</sup> time in Patriots history that a running back has finished a season with 10 or more touchdowns rushing. Ridley (12) and TE Rob Gronkowski (11) both had 10-plus touchdowns on the year. It is the third straight season and fifth time in team history that the Patriots have had two players finish with 10 or more touchdowns in a season. In 2011, RB BenJarvus Green-Ellis (11) and Rob Gronkowski (18) had 10 touchdown seasons. In 2010, Gronkowski (10) and Green-Ellis (13) had 10 touchdown seasons. In 1974, Mack Herron had 12 touchdowns (7 rushing, 5 receiving) and Sam Cunningham had 11 (9 rushing, 2 receiving). In 1976, Steve Grogan had 12 touchdowns (12 rushing) and Andy Johnson had 10 touchdowns (6 rushing, 4 receiving).

## STEVAN RIDLEY LED TEAM WITH 12 TOUCHDOWNS

Ridley finished tied for third in the NFL with 12 rushing touchdowns in 2012. The 12 rushing touchdowns are tied with Corey Dillon (2005 and 2004), Antowain Smith (2001) and Steve Grogan (1976) for fifth all-time in team history.

### MOST RUSHING TOUCHDOWNS/SEASON IN PATRIOTS HISTORY

14	Curtis Martin, 1996
14	Curtis Martin, 1995
13	BenJarvus Green-Ellis, 2010
13	Corey Dillon, 2006
<b>12</b>	<b>Stevan Ridley, 2012</b>
12	Corey Dillon, 2005
12	Corey Dillon, 2004
12	Antowain Smith, 2001
12	Steve Grogan, 1976

## STEVAN RIDLEY HAD FOUR 100-YARD RUSHING DAYS IN 2012

Stevan Ridley had his first career 100-yard day in the 2012 season opener at Tennessee (9/9) with 125 yards rushing on 21 carries for a 6.0-yard average. He finished with 106 yards rushing on 22 carries for a 4.8-yard average at Buffalo (9/30), a career-high 151 rushing yards vs. Denver (10/7) and then gained 127 yards on 15 carries for an 8.5-yard average at St. Louis (10/28).

Ridley had his fifth career 100-yard day and his first of the 2013 season after gaining 115 yards on 26 attempts vs. Pittsburgh on Nov. 3, 2013.



# PATRIOTS OFFENSIVE NOTES

## RIDLEY GOES LONG

In the season opener at Tennessee (9/9/12), Ridley had five runs of 15 or more yards (17, 17, 16, 15, 15). No Patriots running back in at least the past 25 years has done that in a single game, according to the Elias Sports Bureau. Tennessee's Chris Johnson was the last NFL player to have five runs of 15 or more yards in a game (Nov. 27, 2011 vs. Tampa Bay).



## T NATE SOLDER

### 2011 FIRST ROUND PICK NATE SOLDER

It only took a day for Nate Solder to decide to change from his lifelong position of tight end to tackle after playing his freshman year at Colorado as a tight end. "My coaches came to me and said, 'You'd be an all right tight end, but you'd be an even better tackle,'" he told the *Boston Globe*. "I've always wanted to be great, so that's why I moved to tackle." He added over 30 pounds after his redshirt freshman season and was named the team's starting left tackle. He played in 2,540 of 2,542 offensive plays over the next three seasons at Colorado and became an immediate contributor on the Patriots offensive line at right tackle as a rookie before moving to left tackle.



## WR MATTHEW SLATER

### MATTHEW SLATER: LIKE FATHER LIKE SON

Matthew Slater is one of nine sons of Hall of Fame members to be drafted in NFL history.

#### HALL OF FAME FATHERS WITH SONS DRAFTED IN THE NFL

**Jackie Slater (class of 2001) – son, Matthew Slater (NE)**

Bobby Bell (class of 1983) – son, Bobby Bell (NYJ)

Tony Dorsett (class of 1994) – son, Anthony Dorsett (HOU)

Bob Griese (class of 1990) – son, Brian Griese (DEN)

Russ Grimm (class of 2010) – son, Cody Grimm (TB)

Howie Long (class of 2000) – son, Chris Long (STL)

son, Kyle Long (CHI)

Don Shula (class of 1997) – son, Mike Shula (TB)

Kellen Winslow (class of 1995) – son, Kellen Winslow (CLE)

### SLATER EMERGED AS A TWO-TIME CAPTAIN AND TWO-TIME PRO BOWLER ON SPECIAL TEAMS

Bill Belichick recently acknowledged Matthew Slater's role as a gunner on special teams: "Matt is one of the best in the league," Belichick said. "Any time the punt return team has to double somebody, that makes it one less guy they can use somewhere else in the return. He almost always draws two guys out there unless they're in an eight-man rush. Most of the time, there's two guys out there — fourth-and-short, where they're trying to protect the box — but he draws a lot of double teams, and deservedly so. He does an outstanding job of covering punts."



## OL WILL SVITEK

### WILL SVITEK TAKES A HIKE TO REMEMBER

Will Svitek was born in Prague, Czechoslovakia. When he was 2, his parents took him and his three brothers out of the communist country. They left in secret with no money and only the clothes on their backs. Saying they were on a day hike, they walked 14 hours through the mountains and ended up in Austria. The family spent eight months in a refugee camp until being legalized to come to the United States. "My parents were hard-working immigrants who came here to achieve the American Dream and help their sons reach their full potential," said Svitek. "I think they instilled it in me to do everything well. I am a competitive person on the field and in the classroom and I don't think you can just turn that switch off."



## WR KENBRELL THOMPkins

### JUDGE KEEPS AUTOGRAPHED PICTURE OF KENBRELL THOMPkins ON HIS DESK

Florida judge Dennis Murphy will never forget Kenbrell Thompson. This is especially true now, as Murphy keeps an autographed picture of Thompson on his desk from the rookie's playing days at El Camino Community College. The picture was a gift from Thompson, who has Murphy to thank for granting him special probation conditions after a drug charge in 2007 that allowed Thompson to leave his crime-riddled neighborhood in Miami, Fla. and attend El Camino. "I'm a firm believer in giving youth a chance to try and turn it around," Murphy told *The Boston Globe*. After being arrested seven times between the ages of 15 and 18, Thompson excelled at El Camino and went on to play at the University of Cincinnati en route to fulfilling his NFL dream. Thompson earned his degree from Cincinnati in criminal justice.



## RB SHANE VEREEN

### RB SHANE VEREEN SETS TEAM RECORD FOR RECEPTIONS AND RECEIVING YARDS BY A RUNNING BACK

Shane Vereen had 12 receptions for 153 yards vs. Cleveland on Dec. 8, 2013, setting single-game franchise records for most receptions and most receiving yards by a running back. Vereen's 153 receiving yards topped the 53-year-old franchise running back record of 124 receiving yards, achieved by Dick Christy against the Oakland Raiders on Nov. 4, 1960. Vereen's 12 receptions topped the previous Patriots running back record of 11 receptions, achieved three times, most recently by Kevin Faulk on Nov. 3, 2000 against Tampa Bay.

#### Most Receiving Yards by a Patriots Running Back/Single Game

Player	Game	Yards
<b>Shane Vereen</b>	<b>vs. Cleveland (12/08/13)</b>	<b>153</b>
Dick Christy	vs. Oakland (11/04/60)	124
Joe Johnson	vs. Houston (11/25/60)	123

#### Most Receptions by a Patriots Running Back/ Single Game

Player	Game	Rec.
<b>Shane Vereen</b>	<b>vs. Cleveland (12/08/13)</b>	<b>12</b>
Kevin Faulk	vs. Tampa Bay (09/03/00)	11
Leroy Thompson	vs. Minnesota (11/13/94)	11
Tony Collins	vs. Philadelphia (11/29/87)	11

### VEREEN IS THE FOURTH RUNNING BACK TO POST 150 YARDS RECEIVING IN A SINGLE GAME IN THE LAST 10 SEASONS

Player	Team	Yards
Brain Westbrook (2004)	Philadelphia	156
Jahvid Best (2010)	Detroit	154
<b>Shane Vereen (2013)</b>	<b>Patriots</b>	<b>153</b>
Matt Forte(2010)	Chicago	151



## C RYAN WENDELL

### RYAN WENDELL LEADS THE NFL IN PLAY SNAPS IN 2012

Ryan Wendell played a league-high 1,249 snaps in 2012 and it helped earn him a spot on the USA Today All-Joe team in 2012. Said Wendell: "I think first it says a lot about the organization, our training staff and our strength training coaches, that they do everything they can all season and all off-season and during the spring to keep us healthy throughout the whole season. I think it says more about them than it does about me individually."





# PATRIOTS DEFENSIVE NOTES



## CB KYLE ARRINGTON

### WHAT IS IN A NUMBER

When Arrington was first making the transition from Hofstra to the NFL in 2008, he was assigned jersey No. 42. At that point in his career, he was cut by both the Eagles and Buccaneers.

When Arrington first arrived in New England as a practice squad player in 2009, he initially donned No. 27. But when No. 24 became available, a result of Jonathan Wilhite leaving in free agency after the 2010 season, Arrington pounced on it.

The reason is that it reflects how he's flipped his NFL fortunes -- from a No. 42 struggling to hang on to a No. 24 who has carved out a role on a winning team.

Arrington moved from 24 to 25 in an agreement with Adrian Wilson this past season to accommodate the veteran's desire to keep the same jersey he has worn during his 12-year NFL career.



## LB JAMIE COLLINS

### JAMIE COLLINS' JOURNEY

The road to the NFL has been anything but easy for rookie linebacker and 2013 second-round draft pick Jamie Collins. The youngest of five siblings growing up in Meadville, Miss., Collins lost both of his parents when he was six years old and was raised by one of his sisters, who was in her mid 20s. Collins turned to football as an outlet to help him through the tough times. "It means a lot. It's my living," Collins told the *Boston Herald*. "It kept me on track." Collins' resiliency in dealing with adversity has made a lasting impact on fellow Mississippi native Stevan Ridley, who grew up 30 miles west of Meadville in Natchez, Miss., and got to know Collins through a family friend. "What I've known about him, he really has been a strong person," Ridley told the *Herald*. "Anybody that's gone through the thing that he's gone through and still find a way to be successful on the football field, you have to be mentally tough. That's what he's kind of done as a teammate here. He's come in here and accepted his role and done a pretty good job as a rookie."



## S STEVE GREGORY

### STEVE GREGORY WAS ABOUT TO ENTER THE POLICE ACADEMY WHEN SAN DIEGO CALLED

Steve Gregory's father and stepmother are New York City police officers and both were on duty during the events of September 11, 2001. Following his college career at Syracuse, Gregory took the test to enter the police academy. He found out he passed the test on the same day that the San Diego Chargers called him to offer him a rookie free agent contract.

### GREGORY SETS CAREER HIGH WITH HIS THIRD INTERCEPTION OF THE SEASON IN 2012

Steve Gregory set a single-season career-high when he intercepted Miami QB Ryan Tannehill in the first quarter for his third on the season in the season-finale on Dec. 30, 2012. The pick helped set up a 9-yard touchdown pass from Tom Brady to Wes Welker. Gregory's previous single-season high was two interceptions in 2010 when he played for San Diego.



## LB DONT'A HIGHTOWER

### DONT'A HIGHTOWER WEARS TEDY BRUSCHI'S JERSEY #54

As a first round draft pick, Dont'a Hightower is used to high expectations. Hightower went to training camp with jersey #45 but was switched to jersey #54 prior to the start of the regular season. Former LB Tedy Bruschi wore #54 for 13 seasons. Hightower understands the importance of the number and hopes to live up to its legacy. "I definitely feel honored to be able to wear this number," Hightower said. "I've read that Tedy didn't want it to be retired and he hoped another linebacker would come in and be able to wear this number and be able to play as well. I feel honored. Tedy was a great player, and he means a lot to this organization. I'm definitely proud to be able to wear this number."



## DE CHANDLER JONES

### 2012 FIRST ROUND PICK CHANDLER JONES FOLLOWS IN BROTHERS' FOOTSTEPS

Chandler Jones has two brothers, Arthur, a fifth-round NFL Draft selection by the Baltimore Ravens in 2010, who was a Syracuse defensive tackle, and Jon "Bones" Jones, a UFC fighter and the reigning Lightweight Champion.

### JONES IS PILING UP SACKS

Jones has three two-sack games in 2013 with two vs. Pittsburgh on Nov. 3 and two in both 2013 meetings against the New York Jets. He now has 10 ½ sacks on the year. The Patriots have now had a player finish with 10 or more sacks in a season 15 times in team history.

#### PATRIOTS 10-PLUS SACK SEASON

Sacks	Player	Year
12.0	Tony McGee	1977
10.0	Bobby Hamilton	1977
11.5	Tony McGee	1978
10.5	Tony McGee	1979
18.5	Andre Tippett	1984
16.5	Andre Tippett	1985
10.0	Garin Veris	1985
11.0	Garin Veris	1986
12.5	Andre Tippett	1987
11.0	Willie McGinest	1995
12.5	Mike Vrabel	2007
10.0	Tully Banta-Cain	2009
10.0	Mark Anderson	2011
10.0	Andre Carter	2011

**10.5 Chandler Jones 2013**

### JONES IS FIRST PATRIOT TO START HIS CAREER WITH TWO 6-PLUS SACK SEASONS SINCE CHRIS SLADE

Jones has 10 ½ sacks in 2013 and had 6.0 sacks as a rookie in 2012. He is the first Patriots player with 5-plus sacks in each of his first two NFL seasons since Chris Slade in 1993 (9.0) and 1994 (9.5).



# PATRIOTS DEFENSIVE NOTES

## JONES HAS 16 ½ SACKS IN HIS FIRST TWO NFL SEASONS

Chandler Jones has a single-season high in 2013 after reaching 10 ½ sacks in the first 11 games of 2013. He had 6.0 sacks as a rookie in 2012.

### Most Sacks in the First Two Seasons/Patriots History

Player	Seasons	Sacks
Garin Veris	1985-86	21.0 (10.0, 11.0)
Chris Slade	1993-94	18.5 (9.0, 9.5)
<b>Chandler Jones</b>	<b>2012-13</b>	<b>16.5 (6.0, 10.5)</b>
Willie McGinest	1994-95	15.5 (4.5, 11)

## JONES HAS FORCED THREE FUMBLES ON SACKS

Jones had three forced fumbles in 2012. Jones forced a fumble on a sack at Tennessee (9/9/12), vs. Arizona (9/16/12) and at Seattle (10/14/12).

## JONES NAMED AFC DEFENSIVE PLAYER OF THE MONTH FOR NOVEMBER

Jones was named AFC Defensive Player of the Month for November by the National Football League. It is the first time in his career that he has received the honor. Jones registered 16 total tackles and four sacks in the team's three November games to push his season total to 10 ½ sacks. The Patriots have now had a player finish with 10 or more sacks in a season 15 times. Jones has 16 ½ sacks (6 in 2012 and 10 ½ in 2013) in his first two NFL seasons, which ranks third in team history for most sacks in a player's first two seasons. Garin Veris had 21 and Chris Slade had 18 ½. Jones is the first Patriots player to earn an AFC Defensive Player of the Month honor since S Eugene Wilson was named AFC Defensive Player of the Month for September in 2004.



## DT CHRIS JONES

### THIRD TEAM IS A CHARM FOR CHRIS JONES

Chris Jones had an early introduction to failure in the NFL. Taken behind 37 other defensive linemen in the 2013 NFL Draft, the rookie defensive tackle was cut by two teams over a span of just 11 days. After selecting him in the 6<sup>th</sup> round with the 198<sup>th</sup> overall pick, the Houston Texans cut Jones on Aug. 31. Jones signed with the Tampa Bay Buccaneers on Sept. 1 but lasted only ten days, as the Buccaneers released him on September 10. Rather than be deterred by these early disappointments, however, Jones maintained a positive outlook when he signed with the Patriots on September 11, and it has paid off in a big way. Thrust into a starting role after key injuries to the defensive line, Jones has 5.0 so far. Jones' sudden success may come as a surprise to some, but not to Dave Clawson, Jones' college coach at Bowling Green. Jones was part of Clawson's first recruiting class and blossomed into an All-American and two-time captain for the Falcons. "It's hard to talk about Chris without getting a little bit emotional," Clawson told the *Boston Herald*, "because he was that special of a player and person in our program."



## DB DEVIN MCCOURTY

### DOUBLE TROUBLE: CB DEVIN MCCOURTY

After being selected by the Patriots in the first round of the 2010 NFL Draft, DB Devin McCourty became part of a select group in league history. McCourty's identical twin brother, Jason, is a cornerback with Tennessee, selected in the sixth round of the 2009 NFL Draft. The two are the 12<sup>th</sup> set of twins to play in the NFL. Devin redshirted for the 2005 season and therefore was a year behind his brother in eligibility. McCourty is the second twin to suit up for the Patriots, after CB Kato Serwanga was a member of the team from 1998-2000. His twin brother, Wasswa, played for San Francisco and Minnesota from 1999-2001. According to McCourty's mother, the two can only be told apart by tiny scars on their faces left by chickenpox. The McCourty twins are one of three active sets of twins playing in the NFL.

### Current Twins Playing in the NFL

#### Devin (NE) and Jason McCourty (TEN)

Pat (ARI) and Paul McQuistan (SEA)

Maurkice (PIT) and Mike Pouncey (MIA)

## MCCOURTY REGISTERS SECOND CAREER TWO-INTERCEPTION GAME AT BUFFALO IN 2012

Devin McCourty had his second career two-interception game in the win at Buffalo on Sept. 30, 2012. He had his first interception of the 2012 season when he picked off a Ryan Fitzpatrick pass at the Buffalo 42-yard line in the first quarter. He picked off his second pass in the fourth quarter. It is McCourty's second career two-interception game. He had his first two-interception game at Detroit on Nov. 25, 2010. The Patriots are 9-0 when McCourty has at least one interception in a game.

## MCCOURTY HAS A 104-YARD KICKOFF RETURN FOR A TOUCHDOWN; SECOND LONGEST IN TEAM HISTORY

Devin McCourty had a 104-yard kickoff return for a touchdown in the first quarter vs. the Jets (10/21/12), the second longest kickoff return in team history. Ellis Hobbs has the longest in team history with a 108-yard return for a touchdown at the New York Jets on Sept. 9, 2007. McCourty was named AFC Special Teams Player of the Week for his performance.

### Longest Kickoff return in Patriots History

Ellis Hobbs 108TD at New York Jets (09-09-07)

### Devin McCourty 104TD vs. New York Jets (10-21-12)

## MCCOURTY HAD THREE END ZONE PICKS IN 2012

Devin McCourty picked off Colin Kaepernick in the end zone in the third quarter vs. San Francisco (12/16/12). It was his third pick in the end zone in 2012. McCourty picked off Matt Schaub vs. Houston on Dec. 10, 2012 in the first quarter. McCourty picked off Ryan Fitzpatrick in the end zone in the fourth quarter vs. Buffalo on Nov. 11, 2012. It is the fourth time in 2012 that the Patriots have intercepted a pass in the end zone. Rookie Tavon Wilson had an interception in the end zone at Tennessee on Sept. 9 in the second quarter.



## DE ROB NINKOVICH

### NINKOVICH LEADS NFL OVER LAST FOUR SEASONS WITH 11 FUMBLE RECOVERIES

Ninkovich has more opponent fumble recoveries (11) over the last four seasons (2010-2013) than any other NFL player. Chicago's Brian Urlacher (retired) and Vince Wilfork are second during that time with seven opponent fumble recoveries.





# PATRIOTS DEFENSIVE NOTES

## NINKOVICH: WHERE DID HE COME FROM?

Rob Ninkovich's journey to the Patriots was not easy. He entered the league as a fifth-round pick by the Saints in 2006 and was waived four times by New Orleans and Miami before landing in New England on Aug. 2, 2009. He spent the 2009 offseason trying to make the New Orleans team as a long snapper. Before coming to the Patriots, he had appeared in just eight games over three seasons. He doubled that total in his first year in New England, appearing in 15 games in 2009 and his role on the team has grown since, earning a starting role at linebacker in 2010 and 2011 before moving to a starting role on the defensive line in 2011.

## NINKOVICH SCORED AS A TE IN COLLEGE

Ninkovich played some at tight end in college at Purdue and caught two touchdown passes with a 2-yard touchdown pass from Dallas QB Kyle Orton and a 1-yard touchdown pass from New York Giants QB Curtis Painter.



## DB LOGAN RYAN AND DB DURON HARMON

### RUTGERS CLASSMATES LOGAN RYAN AND DURON HARMON REUNITE IN NEW ENGLAND

Rookie defensive backs Logan Ryan and Duron Harmon are used to learning a new system together. Four years ago, Ryan and Harmon began their college football careers together as members of the same recruiting class at Rutgers University and developed a close friendship during their four years in Piscataway, N.J. As fate would have it, Ryan and Harmon would begin their NFL journeys together as well when the Patriots selected the two defensive backs just eight picks apart in the third round of the 2013 NFL Draft. Reunited once again, the former Scarlet Knights are excited and eager to make their mark, just as they did four years ago at Rutgers. "We talked before the draft and said how good it would be to play on the same team again, and for it to happen again, it's exciting and it's a blessing," Harmon told the *Boston Globe*. "It's great [we're contributing], because at the end of the day you want to play, and to contribute to a team like this, it's fun."

### RYAN RETURNS FIRST PICK FOR A TOUCHDOWN

Ryan returned his first NFL interception 79 yards for a touchdown in the first quarter at the New York Jets on Oct. 20, 2013. The last Patriots player to return their first career interception for a touchdown was Kyle Arrington in 2010 against the Green Bay Packers, when he took back a Matt Flynn pass 36 yards for a touchdown. The last rookie Patriots player to return their first career interception for a touchdown was James Sanders in 2005:

#### Patriots Players to Return Their First Career INT for a TD

Season	Player	INT TD Yds
2013	Logan Ryan	79
2010	Gary Guyton	59
2010	Kyle Arrington	36
2005	James Sanders	39
2003	Asante Samuel	55
1999	Andy Katzenmoyer	59
1996	Willie McGinest	46
1992	Chris Singleton	82
1967	John Charles	35
1963	Jim Hunt	78
1961	Don Webb	27

## RYAN'S FIRST NFL SACK RESULTS IN A FORCED FUMBLE

Ryan forced a fumble on his first NFL sack vs. Miami on Oct. 27, a week after returning his first career interception for a touchdown. Ryan strip-sacked Ryan Tannehill, forcing a fumble on a 10-yard sack that was recovered by Rob Ninkovich to give the Patriots possession at the Dolphins' 13-yard line in the third quarter. The play set up a 3-play, 13-yard drive that ended in Brandon Bolden's 2-yard touchdown run that tied the game at 17 in the third quarter. The play marked the second time in as many weeks that a Ryan turnover has led to Patriots points. Last week against the New York Jets, Ryan scored on a 79-yard interception return for a touchdown.

## LOGAN RYAN INTERCEPTION

Logan Ryan intercepted Peyton Manning at the Broncos' 30-yard line in the fourth quarter with the Patriots trailing 24-21. The play set up Julian Edelman's 14-yard scoring catch that gave the Patriots a 28-24 lead.



## LB BRANDON SPIKES

### SPIKES IS A THROWBACK

Spikes, who patterns his style of play after Hall of Fame linebacker Dick Butkus, shared his feelings on modeling his game after old-school linebackers. "My thing is, when I'm done with this game, I want the older guys when they watch to say, 'He's playing the position the right way.' It's just a point of respect from me to them." Spikes' passion and energy are apparent when he plays the game. Said former Patriots safety Rodney Harrison in a recent interview with the *Boston Herald*: "You can see how much he loves it, how he enjoys being physical. He's an intimidator. He's got that fight in him. He's going to hit you and you're going to feel it."



### SPIKES GOES OVER 100 TACKLES FOR SECOND STRAIGHT SEASON

Spikes had 10 or more tackles in six games and finished with a career-high 128 tackles in 2012. He has five 10-tackle games in 2013 and has a team-leading 122 total tackles through 13 games. He is on pace to finish with 150 tackles

### SPIKES SETS CAREER HIGH WITH 22 TACKLES

Spikes set a career-high with 22 total tackles at Cincinnati on Oct. 6, 2013. His previous best was 16 tackles at the New York Jets on Nov. 22, 2012. It is the highest tackle total for a Patriots player since Jerod Mayo had 23 total tackles vs. the New York Jets on Nov. 13, 2008.

Spikes has five games so far in 2013 with 10 or more tackles – 10 vs. Tampa Bay, 22 at Cincinnati, 17 at New York Jets, 12 vs. Miami and 14 vs. Denver.



# PATRIOTS DEFENSIVE NOTES



## DB AQIB TALIB

### AQIB TALIB HAS A NOSE FOR THE BALL

Aqib Talib has been one of the most prolific cornerbacks in the NFL at intercepting opposing quarterbacks and returning those interceptions for touchdowns during his NFL career. Since 2009, Talib is tied for fifth in the NFL with 19 interceptions, and is tied for third in the league with 4 INT touchdowns:

#### NFL Leaders in Interceptions (since 2009):

NFL RANK	PLAYER	GAMES PLAYED	INT	PASSES DEFENSED
1	Asante Samuel	66	25	60
2	Jairus Byrd	70	22	33
3t	Charles Woodson	67	20	55
3t	DeAngelo Hall	74	20	65
<b>5t</b>	<b>Aqib Talib</b>	<b>59</b>	<b>19</b>	<b>60</b>
5t	Ed Reed	64	19	46

#### NFL Leaders in INT Returns for TDs (since 2009):

NFL RANK	PLAYER	GAMES	INT	INT TDS
1	Charles Tillman	71	16	6
2	Charles Woodson	67	20	5
<b>3t</b>	<b>Aqib Talib</b>	<b>59</b>	<b>19</b>	<b>4</b>
3t	Darius Butler	66	9	4
3t	Captain Munnerlyn	74	6	4
3t	D. Rodgers-Cromartie	73	14	4

Additionally, Talib has excelled in the category of interception-to-touch ratio, which measures the number of times a defender touches the ball against the number of times he records an interception. Over the past five seasons, Talib has registered an interception 31.7% of the time he touches the ball, good for third best in the NFL over that same time period. Only Asante Samuel and Charles Woodson have intercepted the ball at a higher rate (41.7%, 36.4%) than Talib:

NFL RANK	PLAYER	TOTAL TOUCHES	TOTAL INTS	INT-TOUCH RATIO
<b>1</b>	Asante Samuel	60	25	41.7%
<b>2</b>	Charles Woodson	55	20	36.4%
<b>3</b>	<b>Aqib Talib</b>	<b>60</b>	<b>19</b>	<b>31.7%</b>
4	Richard Sherman	51	16	31.4%
5	Deangelo Hall	65	20	30.8%

## DL JOE VELLANO

### JOE VELLANO IS ONE OF FOUR FATHER-SON DUOS TO BE NAMED ALL-AMERICANS AT THE SAME DIVISION 1 SCHOOL

Joe Vellano and his father, Paul, are one of only four father-son duos to be named All-Americans at the same Division 1 school. Paul Vellano was drafted in the 14<sup>th</sup> round of the 1974 NFL Draft by the Chicago Bears and played in the World League in 1974 and 1975 for the Florida Blazers in 1974 and then with the San Antonio Wings in 1975 when the franchise relocated there.

#### Father/Son Duo School

##### Paul and Joe Vellano Maryland

Eli and Archie Manning Mississippi

Kevin and Drew Butler Georgia

Lee and Travis McGriff Florida





# PATRIOTS SPECIAL TEAMS NOTES



## K STEPHEN GOSTKOWSKI

### GOSTKOWSKI LED NFL IN 2012 WITH 153 POINTS

Stephen Gostkowski finished first in the NFL in 2012 with 153 total points, a single-season career-high. His previous best was 148 points in 2008. Gostkowski's total was second in team history to the 155 by Gino Cappelletti in 1964. He enters this week leading the NFL with 15 total points.

#### Patriots Record for Most Points in a Season

155 Gino Cappelletti, 1964 (includes 7 TDs)

**153 Stephen Gostkowski, 2012**

**148 Stephen Gostkowski, 2008**

147 Gino Cappelletti, 1961

**143 Stephen Gostkowski, 2011**

#### NFL Record for Most Points by a Kicker

166 David Akers (San Francisco) in 2011


164 Gary Anderson (Minnesota) in 1998

163 Jeff Wilkins (St. Louis) in 2003

161 Mark Moseley (Washington) in 1983

157 Mike Vanderjagt (Indianapolis) in 2003

**153 Stephen Gostkowski (New England) in 2012**



### EVEN STEPHEN

Since joining the Patriots as a fourth-round draft choice in 2006, Gostkowski has connected on 85.5 percent of his regular-season field goal attempts (200-for-234), achieving the best field goal percentage in Patriots history.

#### PATRIOTS ALL-TIME LEADERS / FIELD GOAL PCT.

(Minimum 50 Attempts)

Player	Years	FGM	FGA	Pct.
<b>Stephen Gostkowski</b>	<b>2006-13</b>	<b>200</b>	<b>234</b>	<b>.855</b>
Adam Vinatieri	1996-05	263	321	.819
Matt Bahr	1993-95	55	72	.764

### GOSTKOWSKI THIRD IN POINTS

Gostkowski is third in team history with 990 total points.

#### Most Points/ Patriots History

Player	Points
Adam Vinatieri (1996-05)	1,158
Gino Cappelletti (1960-70)	1,130
<b>Stephen Gostkowski (2006-13)</b>	<b>990</b>
John Smith (1974-83)	692

### GOSTKOWSKI FIFTH- BEST EVER IN FG PCT.

Stephen Gostkowski's 85.5 field goal percentage is fifth-best among NFL kickers all-time.

Player	Years	FGM	FGA	Pct.
Mike Vanderjagt	1998-06	230	266	86.5
Nate Kaeding	2004-12	181	210	86.2
Robbie Gould	2005-13	232	270	85.9
Rob Bironas	2005-13	232	271	85.6
<b>Stephen Gostkowski</b>	<b>2006-13</b>	<b>200</b>	<b>234</b>	<b>85.5</b>
Shayne Graham	2001-12	245	287	85.4
Matt Bryant	2002-13	252	298	84.6
Phil Dawson	1999-13	228	328	84.3

### GOSTKOWSKI IS FIRST PATRIOTS PLAYER TO KICK TWO 50-YARD FIELD GOALS IN THE SAME GAME

Gostkowski drilled a 51-yard field goal in the third quarter and a 53-yarder in the fourth quarter vs. Arizona on Sept. 16, 2012 and then connected on two 53-yard field goals at Houston on Dec. 1, 2013. He is the first Patriots player to have two 50-yard field goals in the same game.

### GOSTKOWSKI KICKS A CAREER-LONG 54-YARD FIELD GOAL VS. NEW ORLEANS

Gostkowski connected on a career-long 54-yard field goal in the third quarter vs. New Orleans (10/13/13). His previous long was a 53-yard field goal, which he has done five times – vs. Tampa Bay (9/22/13), vs. Arizona (9/16/12), at Denver (10/11/09) and two times at Houston (12/01/13).

### GOSTKOWSKI HAS MOST 50-YARD FIELD GOALS IN TEAM HISTORY

Gostkowski is now 12-of-16 from 50 yards or more as a member of the Patriots and has the most 50-yard field goals in New England history.

#### Patriots Record for Most 50 Yard Field Goals

Player	Years	FGM	FGA	Pct.
<b>Stephen Gostkowski</b>	<b>2006-13</b>	<b>12</b>	<b>16</b>	<b>75.0</b>
Adam Vinatieri	1996-2005	8	17	47.1
Tony Franklin	1984-87	3	6	50.0

### GOSTKOWSKI HAS MOST 50-YARD FIELD GOALS MADE IN A SEASON FOR THE PATRIOTS

Gostkowski is 5-of-6 on 50 yard field goals in 2013. The five field goals of 50 or more yards are the most by a Patriots player in a single season. Matt Bahr (2 in 1995), Greg Davis (2 in 1989), Tony Franklin (2 in 1985), Adam Vinatieri (2 in 1998) and Gostkowski (2 in 2009 and 2012) had two in a season. The NFL record for most successful 50 yard field goals in a season is 10 by Blair Walsh in 2012 with Minnesota.

### GOSTKOWSKI FINISHED 2012 WITH SECOND MOST EXTRA POINTS IN A SEASON

With four extra points against Miami (12/30) in the season-finale, Gostkowski finished 2012 with 66 extra points, second in Patriots and NFL history to his 74 in 2007.

#### Patriots/Most Extra Points in a Season

74 Stephen Gostkowski, 2007

**66 Stephen Gostkowski, 2012**

59 Stephen Gostkowski, 2011

#### NFL/Most Extra Points in a Season

74 Stephen Gostkowski, 2007

**66 Stephen Gostkowski 2012**

64 Jeff Wilkins (St. Louis), 1999

63 John Kasay (New Orleans), 2011

### GOSTKOWSKI REACHED 200 FIELD GOALS

Stephen Gostkowski's 50-yard field goal in the fourth quarter vs. Cleveland on Dec. 8, 2013 was his 200th field goal for the Patriots, joining Adam Vinatieri (262) as the only players in Patriots history with 200 or more field goals.



# PATRIOTS SPECIAL TEAMS NOTES

## GOSTKOWSKI IS FIRST IN NFL IN SCORING AND IN FIELD GOALS IN 2013

Gostkowski is first in the NFL with 125 total points in the NFL with 30 field goals. He is 30-of-32 on field goal attempts for a .938 field goal percentage.

## GOSTKOWSKI IS IN POSITION TO SET FRANCHISE RECORD FOR BEST FIELD GOAL PERCENTAGE IN A SEASON

Gostkowski has made 30-of-32 field goal attempts for a 93.8 field goal percentage. Heading into this week, it is the second-best field goal percentage in team history.

### PATRIOTS' BEST FIELD GOAL PCT./SEASON

(Minimum 50 Attempts)

Player	Years	FGM	FGA	Pct.
Adam Vinatieri	2004	31	33	.939
<b>Stephen Gostkowski</b>	<b>2013</b>	<b>30</b>	<b>32</b>	<b>.938</b>
Stephen Gostkowski	2008	36	40	.900
Adam Vinatieri	2002	27	30	.900

## GOSTKOWSKI NAMED AFC SPECIAL TEAMS PLAYER OF THE MONTH FOR OCTOBER IN 2013

Gostkowski was named AFC Special Teams Player of the Month for October by the National Football League. It is the second time in his career that he has received the AFC Special Teams Player of the Month honor. He received the award for the first time for the month of October in 2008. Gostkowski was a perfect 9-of-9 on field goal attempts in the month of October, including a career-long of 54 yards in the 30-27 win vs. New Orleans on Oct. 13. He totaled 36 of the Patriots' 90 points for the month.

## GOSTKOWSKI CLUTCH IN THE FOURTH QUARTER

Gostkowski extended his streak to 22 straight fourth quarter field goals with two 50 yard field goal vs. Cleveland on Dec. 8, 2013. That Browns game came a week after he had two 53-yard field goals in the fourth quarter at Houston on Dec. 1, 2013, including the game-winner with 3:12 to play in regulation. For his career, Gostkowski is 61-of-63 on field goals in the fourth quarter.

## GOSTKOWSKI SETS TEAM MARK BY SCORING IN HIS 104<sup>th</sup> CONSECUTIVE GAME

Gostkowski has now scored at least one point in 104 games, a franchise record. He broke a tie with Adam Vinatieri and John Smith for the all-time lead with 102 consecutive games scoring in the win vs. Denver on Nov. 24, 2013.

### Patriots Record for Most Consecutive Games Scored

**104 Stephen Gostkowski (12/17/06- present)**

101 Adam Vinatieri (11/24/96-12/29/02)

101 John Smith (09/28/75-10/02/80)

## GOSTKOWSKI HAS FIVE CAREER GAME-WINNING FIELD GOALS

Stephen Gostkowski hit a game-winning 53-yard field goal with 3:12 remaining in regulation to cap the Patriots' 34-31 comeback win at Houston on Dec. 1, 2013. The game-winner was the fifth of Gostkowski's regular-season career (he has one in the playoffs). The game-winner vs. Denver on Nov. 24, 2013 was Gostkowski's second career overtime game winner, joining his winning boot against Baltimore at Gillette Stadium on Oct. 17, 2010 (which also came with 1:56 remaining in overtime).

### GOSTKOWSKI'S CAREER GAME-WINNING FIELD GOALS

TIME LEFT	DISTANCE	FINAL SCORE	OPP	DATE
3:12 4 <sup>th</sup>	53	34-31	HOU	12/01/2013
1:56, OT	31	34-31	DEN	11/24/2013
0:05, 4 <sup>th</sup>	35	23-21	BUF	09/08/2013
1:56, OT	35	23-20	BAL	10/17/2010
1:10, 4 <sup>th</sup>	31	24-21	SD	01/14/2007*

## GOSTKOWSKI IS FIFTH IN NFL HISTORY FOR MOST CONSECUTIVE EXTRA POINTS

Stephen Gostkowski is Fifth in the NFL for most consecutive extra points in NFL history.

### Most Consecutive (Kicking) Points After Touchdown

422 Matt Stover, Baltimore, 1996-2008; Indianapolis, 2009

371 Jason Elam, Denver, 1993-2002

371 Jeff Wilkins, St. Louis, 1999-2007

353 Jay Feely, Atlanta, 2002-04; N.Y. Giants, 2005-06; Miami, 2007; N.Y. Jets, 2008-09; Arizona, 2010-present

**351 Stephen Gostkowski, New England, 2006-present**



# PATRIOTS REFERENCE NOTES

## TOM BRADY CONNECTS ON A 99-YARD PASS IN 2011

Tom Brady connected with Wes Welker on a 99-yard touchdown in the fourth quarter of the 2011 season-opener at Miami (9/12/11). The 99-yard play tied the NFL record for the longest offensive play, which has been accomplished 14 times.

### (13) 99-YARD PASS PLAYS

Frank Filchock to Andy Farkas, Wash. vs. Pitt. – Oct. 15, 1939  
George Izo to Bobby Mitchell, Wash. vs. Clev. – Sept. 15, 1963  
Karl Sweetan to Pat Studstill, Det. vs. Balt. – Oct. 16, 1966  
Sonny Jurgensen to Gerry Allen, Wash. vs. Chic. – Sept. 15, 1968  
Jim Plunkett to Cliff Branch, LA Raiders vs. Wash. – Oct. 2, 1983  
Ron Jaworski to Mike Quick, Phil. vs. Atl. – Nov. 10, 1985  
Stan Humphries to Tony Martin, SD. vs. Sea.. –Sept. 18, 1994  
Brett Favre to Robert Brooks, GB vs. Chic. – Sept. 11, 1995  
Trent Green to Marc Boerigter, KC vs. SD. – Dec. 22, 2002  
Jeff Garcia to Andre Davis, Clev. vs. Cin. – Oct. 17, 2004  
Gus Ferrotte to Bernard Berrian, Minn. vs. Chi. – Nov. 30, 2008

### Tom Brady to Wes Welker, NE at Mia. – Sept. 12, 2011

Eli Manning to Victor Cruz, NY Giants at NY Jets – Dec. 24, 2011

### (1) 99-YARD RUN PLAY

Tony Dorsett, Dal. vs. Minn.- Jan. 3, 1983

## ANNUAL ACHIEVEMENTS

The Patriots won more than half of their games for the 13th straight year after reaching nine wins with the 34-31 win at Houston on Dec. 1, 2013. They are the first team to win more than half of their games in 13 straight seasons since free agency began in 1993. The Patriots are the third team to win more than half of their games in 13 straight seasons since the 1970 AFL-NFL merger, joining the 49ers (16 straight from 1983-1998) and the Cowboys (16 straight from 1970-1985).

### MOST CONSECUTIVE WINNING SEASONS (since 1970 merger)

San Francisco (1983-98)..... 16  
Dallas (1970-85)..... 16  
**New England (2001-13).....13**  
Oakland (1970-80)..... 11

### MOST CONSECUTIVE WINNING SEASONS ALL-TIME

Dallas (1966-85)..... 20  
San Francisco (1983-98)..... 16  
Oakland (1965-80)..... 16  
Chicago (1930-44)..... 15  
Green Bay (1934-47)..... 14  
**New England (2001-13).....13**  
Cleveland (1957-69)..... 13

## PATRIOTS HAVE THE MOST 9+ WIN SEASONS SINCE 2001

The Patriots are the only team in the NFL to have recorded nine or more wins in each of the last 13 seasons.

### MOST SEASONS OF 9+ WINS SINCE 2001

**New England ..... 13**  
Indianapolis ..... 10  
Baltimore ..... 9  
Green Bay ..... 9  
Pittsburgh ..... 9  
Philadelphia ..... 8

## PATRIOTS WIN 10 FOR THE 11th STRAIGHT YEAR

New England has reached at least 10 regular-season wins for 11 consecutive seasons, joining San Francisco (16) as the only teams to accomplish the feat.

Team	Years	Consecutive Seasons with 10+ Wins
San Francisco	1983-1998	16
<b>New England</b>	<b>2003-present</b>	<b>11</b>
Indianapolis	2002-2010	9

## PATRIOTS FORCE TURNOVERS

The Patriots lead the NFL with a +153 turnover margin since the 1994 season. The Patriots finished first in the NFL with a +25 turnover margin in 2012.

### NFL TURNOVER MARGIN SINCE 1994

Rank	Team	Turnover Margin
1.	<b>New England</b>	<b>+153</b>
2.	Kansas City	+93
3.	Green Bay	+74

## PATRIOTS HAVE LED THE AFC IN TURNOVER RATIO AND TAKEAWAYS IN 2010, 2011 AND 2012

The Patriots have led the AFC in turnover ratio and total takeaways in each of the last three seasons (2010-2012). The Patriots led the NFL in turnover ratio in 2010 and 2012 and finished second in the NFL in total takeaways in 2012 and 2010.

Year	Turnover Ratio	Total Takeaways
2010	+25	41
2011	+17	34
2012	+28	38

## WHAT'S THE POINT?

During the past 14 seasons, the Patriots defense has always ranked higher in fewest points allowed than in yards allowed except for 2007 when both ranked fourth. The Patriots are currently 10<sup>th</sup> in the NFL with 22.1 points allowed per game.

	Avg. Points Allowed	Avg. Yds Allowed
<b>2013</b>	<b>22.1 (10)</b>	<b>372.3. (24)</b>
2012	20.7 (9t)	373.3 (25)
2011	21.4 (15)	411.1 (31)
2010	19.6 (8)	365.5 (25)
2009	17.8 (5)	320.2 (11)
2008	19.3 (8)	309.0 (10)
2007	17.1 (4)	288.3 (4)
2006	14.8 (2)	294.4 (6)
2005	21.1 (17)	330.2 (26)
2004	16.3 (2t)	310.6 (9)
2003	14.9 (1)	291.6 (7)
2002	21.6 (17)	336.1 (23)
2001	17.0 (6)	334.5 (24)
2000	21.1 (17)	334.6 (20)

## PATRIOTS SET THE NFL RECORD FOR MOST CONSECUTIVE GAMES AT .500 OR BETTER

The loss to Baltimore on Sept. 23, 2012 ended the Patriots run of 145 consecutive games at .500 or better, the longest such streak in NFL history. Dallas had the second longest streak ever with 115 games at .500 or better (1965-1974). At 1-2, the Patriots were under .500 for the first time since starting the 2003 season with an 0-1 record.

## NFL'S BEST ROAD WARRIORS

Since the start of the 2000 season, the Patriots have the best regular-season road record at 72-38 (.651).

TEAM	RECORD	PCT.
<b>New England</b>	<b>72-38</b>	<b>.651</b>
Philadelphia	69-40-1	.632
Indianapolis	67-44	.604
Pittsburgh	63-48	.568

## DIVISIONAL DOMINANCE I

The Patriots have the highest winning percentage in division games from November until the end of the season since 2002.

Team	W	L	T	Pct.
<b>New England</b>	<b>31</b>	<b>7</b>	<b>0</b>	<b>.816</b>
Indianapolis	31	10	0	.756
San Diego	28	11	0	.718
Pittsburgh	31	14	0	.688
Green Bay	31	14	1	.685



# PATRIOTS REFERENCE NOTES

## DIVISIONAL DOMINANCE II

The New England Patriots own a 62-16 (.795) record in regular season AFC East games since the beginning of the 2001 season, compiling the best intra-division record of any team in the NFL.

### NFL'S TOP DIVISIONAL RECORDS SINCE 2001

Team	W	L	T	Pct.
<b>New England Patriots</b>	<b>62</b>	<b>16</b>	<b>0</b>	<b>.795</b>
Indianapolis Colts	55	23	0	.705
Green Bay Packers	55	23	1	.703
Pittsburgh Steelers	55	25	0	.688

### AFC EAST DIVISIONAL RECORDS SINCE 2001

Team	W	L	T	Pct.	Div. Titles	Years
<b>New England</b>	<b>62</b>	<b>16</b>	<b>0</b>	<b>.795</b>	<b>10</b>	<b>2001, 03-07, 09-12</b>
New York Jets	38	41	0	.481	1	2002
Miami	32	45	0	.416	1	2008
Buffalo	25	53	0	.321	0	---

**NOTES:** The Indianapolis Colts were members of the AFC East in 2001 and compiled a 3-5 divisional record that season. In 2002, the Patriots and Jets both finished with a 9-7 overall record and a 4-2 divisional record, but the Jets claimed the division title by virtue of having a better record against common opponents. In 2008, the Patriots and Dolphins both finished with an 11-5 overall record and a 4-2 divisional record, but Miami qualified for the playoffs due to a better conference record (8-4 to 7-5).

## PATRIOTS FINISH UNDEFEATED IN AFC EAST PLAY IN 2012

With the victory 28-0 victory over Miami on Dec. 30, 2012, the Patriots finished their slate of divisional games without a loss for the second time in team history. The Patriots were a perfect 6-0 in AFC East play in 2007. New England had just one loss in division play in 1986, 1997, 2003, 2004 and 2005, 2010 and 2011.

## STRONG IN THE SECOND HALF

Since 2001, the Patriots have done a remarkable job of finishing the season strong, compiling an NFL-best 77-18 (.811) record in games on or after Thanksgiving.

### PATRIOTS BEFORE AND AFTER THANKSGIVING SINCE 2001

Season	Pre-Thanksgiving	Post-Thanksgiving	Overall
2001	5-5 (.500)	9-0 (1.000)	14-5*
2002	6-5 (.545)	3-2 (.600)^	9-7
2003	9-2 (.818)	8-0 (1.000)	17-2*
2004	9-1 (.900)	8-1 (.889)	17-2*
2005	6-4 (.600)	5-3 (.625)	11-7*
2006	7-3 (.700)	7-2 (.777)	14-5*
2007	10-0 (1.000)	8-1 (.889)	18-1*
2008	7-4 (.636)	4-1 (.800)	11-5
2009	7-3 (.700)	3-4 (.429)	10-7*
2010	8-2 (.800)	6-1 (.857)^	14-3*
2011	7-3 (.700)	8-1 (.889)	15-4*
2012	7-3 (.700)	6-2 (.750)^	13-5
2013	8-3 (.727)	2-0 (1.000)	???
<b>Totals</b>	<b>96-38 (.716)</b>	<b>77-18 (.811)</b>	<b>163-53</b>

\*-Includes playoffs ^Includes games played on Thanksgiving

### BEST RECORDS IN GAMES PLAYED ON OR AFTER THANKSGIVING SINCE 2001

(Includes regular-season and playoff games)

Team	W	L	T	Pct.
<b>New England</b>	<b>77</b>	<b>18</b>	<b>0</b>	<b>.811</b>
Pittsburgh	60	30	0	.667
Green Bay	55	33	0	.625
Philadelphia	55	33	0	.625
San Diego	49	30	0	.620

## PATRIOTS TIE THE NFL RECORD FOR MOST 30-POINT GAMES IN A SINGLE SEASON IN 2011

The Patriots scored 30 points 12 times in 2011 to tie the NFL record for most 30-point games in a single season. The 2007 Patriots and the 1999 St. Louis Rams also had a dozen 30-point games. The NFL record for most consecutive 30-point games in a single season is eight by the 2007 and 2010 Patriots and the 2000 St. Louis Rams. The Patriots scored 30 points or more in 10 games in 2012.

## PATRIOTS LOSE HOME GAME IN DECEMBER FOR FIRST TIME IN NEARLY 10 YEARS

The Patriots lost a December game at Gillette Stadium for just the second time since the facility opened in 2002 after the San Francisco 49ers beat the Patriots 41-34 on Dec. 16, 2012. The Patriots are now 22-2 at home in December since Gillette Stadium opened in 2002. Prior to the 49ers game, the Patriots had won 20 straight at home in December. The only other time the Patriots lost a game at Gillette Stadium in December was a 30-17 defeat to the New York Jets on Dec. 22, 2002.

Team	W	L	T	Pct.
<b>New England</b>	<b>23</b>	<b>2</b>	<b>0</b>	<b>.920</b>
Green Bay	22	4	0	.846
Indianapolis	22	6	0	.786
Denver	17	5	0	.773
Philadelphia	16	8	0	.667

## NFL'S TOP DECEMBER RECORD SINCE 2001

The Patriots have an NFL-best 47-6 record in the month of December since the 2001 season, including a 2-0 record in 2013.

Rk	Team	Record
<b>1</b>	<b>New England Patriots</b>	<b>47-6</b>
2	Philadelphia Eagles	38-16
3	Green Bay Packers	36-17
4	Pittsburgh Steelers	36-18
5	Indianapolis Colts	36-19
6	San Diego Chargers	35-21

The Patriots have finished undefeated in December seven times since 2001: (2001 - 4-0), (2003 - 4-0), (2005 - 4-0), (2007 - 5-0), (2008 - 4-0), (2010 -4-0) and (4-0-2011).

## NFL'S BEST AT HOME

Since their state-of-the-art facility opened at the beginning of the 2002 season, the Patriots own the NFL's best record at home overall. The Patriots own an overall record of 80-15 (.842) at Gillette Stadium in regular season games and a 90-18 (.833) record including playoffs.

### BEST HOME RECORDS SINCE 2002 (including playoffs)

Team	W	L	T	Pct.
<b>New England</b>	<b>90</b>	<b>18</b>	<b>0</b>	<b>.833</b>
Baltimore	75	24	0	.758
Indianapolis	76	27	0	.738
Pittsburgh	72	29	1	.711
Seattle	70	30	0	.700
Green Bay	69	32	1	.681
Denver	64	35	0	.646
San Diego	63	36	0	.636
Atlanta	61	37	0	.622

## PATRIOTS ARE SHARP AT GILLETTE

The Patriots concluded a 20-game home winning streak with a 24-20 loss to the New York Giants on Nov. 6, 2011. It was the longest home win streak in team history. The Patriots own an overall record of 80-15 (.842) at Gillette Stadium in regular season games.

### The teams with the highest winning percentage at a stadium since 1970 (minimum 25 games):

Team	Stadium	W-L-T	WIN PCT.
<b>New England</b>	<b>Gillette Stadium</b>	<b>80-15</b>	<b>.842</b>
Miami	Orange Bowl	101-22-1	.819
Minnesota	Metropolitan Stadium	64-23-1	.733
LA Rams	Memorial Coliseum	53-20-2	.726
Pittsburgh	Heinz Field	73-28-1	.721

### LONGEST HOME WINNING STREAK / PATRIOTS HISTORY (REG. SEASON)

Streak	First Win	Last Win
<b>20</b>	<b>Dec. 12, 2008</b>	<b>Oct. 16, 2011</b>
18	Dec. 29, 2002	Sept. 8, 2005
12	Nov. 26, 2006	Sept. 7, 2008
10	Sept. 18, 1976	Oct. 30, 1977





# PATRIOTS IN THE PLAYOFFS

## PATRIOTS HAVE CLINCHED PLAYOFF SPOTS IN 14 OF KRAFT'S 19 YEARS OF OWNERSHIP

New England has qualified for the playoffs 20 times in its 53-year history. The Patriots have earned 14 of those playoff berths in the 19 seasons since Robert Kraft purchased the team in 1994. New England has won 12 AFC East crowns under Kraft's leadership. New England has won 15 division crowns overall (14 AFC East Crowns) and has qualified as a Wild Card team on four occasions (1998, 1994, 1985 and 1976). The Patriots also qualified for the playoffs in 1982 as part of a 16-team tournament following a players' strike.



## ANNUAL ACHIEVEMENTS

The Patriots have won more than half of their games for 13 straight years after reaching nine wins in the win at Houston on Dec. 1, 2013. They are the first team to win more than half of their games in 13 straight seasons since NFL free agency began in 1993.

The Patriots are the third team to win more than half of their games in 13 straight seasons since the 1970 AFL-NFL merger, joining the 49ers (16 straight from 1983-1998) and the Cowboys (16 straight from 1970-1985).

The Patriots have now won nine or more games in 17 of the 20 seasons Robert Kraft has owned the team.

### MOST CONSECUTIVE WINNING SEASONS (since 1970 merger)

San Francisco (1983-98).....	16
Dallas (1970-85).....	16
<b>New England (2001-13).....</b>	<b>13</b>
Oakland (1970-80).....	11

## PATRIOTS HAVE THE MOST 9+ WIN SEASONS SINCE 2001

The Patriots are the only team in the NFL to have recorded nine or more wins in each of the last 13 seasons.

### MOST SEASONS OF 9+ WINS SINCE 2001

<b>New England .....</b>	<b>13</b>
Indianapolis .....	10
Baltimore .....	9
Green Bay .....	9
Pittsburgh .....	9
Philadelphia .....	8

## PATS WON 10+ FOR THE 11TH STRAIGHT YEAR

New England has won at least 10 regular-season games for 11 consecutive seasons. San Francisco (16) is the only other team to accomplish the feat.

Team	Years	Consecutive Seasons with 10+ Wins
San Francisco	1983-1998	16
<b>New England</b>	<b>2003-present</b>	<b>11</b>

## PATRIOTS EARNED ANOTHER FIRST ROUND BYE

In 2012, the Patriots secured a first round playoff bye for the seventh time since 2001—a quantity unmatched by any team in the NFL in the last 12 years. During that time, the Chicago Bears and Pittsburgh Steelers have locked up a bye four times and the Indianapolis Colts and Philadelphia Eagles have been given a pass three times.

### MOST SEASONS EARNING A BYE SINCE 2001

<b>New England .....</b>	<b>7</b>
Chicago .....	4
Pittsburgh .....	4
Atlanta .....	3
Indianapolis .....	3
Philadelphia .....	3

## 2012 AFC EAST CHAMPIONS

Last year, the Patriots claimed the AFC East Division title for the fourth consecutive season and for the 12<sup>th</sup> time under Robert Kraft.

### DIVISION CHAMPIONSHIPS SINCE 1994

<b>New England Patriots .....</b>	<b>12</b>
Pittsburgh Steelers .....	10
Green Bay Packers .....	9

## BRADY MOVES UP THE POSTSEASON LISTS

Tom Brady became the NFL's all-time leading playoff passer with 5,949 passing yards. Brady extended his playoff touchdown pass total to 42 touchdown passes and is one of three NFL quarterbacks with 40 or more touchdown passes in the postseason. Brady is third all-time on the postseason touchdown list, behind Joe Montana (45) and Brett Favre (44). Brady leads all quarterbacks with 553 postseason completions.

### NFL ALL-TIME LEADERS/POSTSEASON TOUCHDOWN PASSES

Player	Team(s)	Touchdowns
1. Joe Montana	San Fran./Kansas City	45
2. Brett Favre	Green Bay/Minnesota	44
<b>3. Tom Brady</b>	<b>New England</b>	<b>42</b>
4. Peyton Manning	Indianapolis/Denver	32
Dan Marino	Miami	32
6. Kurt Warner	St. Louis/Arizona	31
7. Terry Bradshaw	Pittsburgh	30

### NFL ALL-TIME LEADERS/POSTSEASON TOUCHDOWN PASSES, GAME

Player	Team	Game	TDs
<b>1. Tom Brady</b>	<b>NE</b>	<b>AFC-D: NE vs. DEN '11</b>	<b>6</b>
2. Daryle Lamonica	OAK	AFC-D: OAK vs. HOU '69	6
3. Steve Young	SF	SB: SF vs. SD '94	6

### NFL ALL-TIME LEADERS/POSTSEASON TOUCHDOWN PASSES, CONSECUTIVE GAMES

Player	Team(s)	Games
1. Brett Favre	GB/MIN	20 (1995-2009)
<b>2. Tom Brady</b>	<b>NE</b>	<b>18 (2001-2011)</b>
3. Dan Marino	MIA	13 (1983-1995)

### NFL ALL-TIME LEADERS/POSTSEASON PASSING YARDS

Player	Team(s)	Passing Yards
<b>1. Tom Brady</b>	<b>New England</b>	<b>5,949</b>
2. Brett Favre	Green Bay/Minnesota	5,855
3. Joe Montana	San Fran./Kansas City	5,772
4. Peyton Manning	Indianapolis/Denver	5,679
5. John Elway	Denver	4,964
6. Dan Marino	Miami	4,510

### NFL ALL-TIME LEADERS/POSTSEASON COMPLETIONS

Player	Team(s)	Completions
<b>1. Tom Brady</b>	<b>New England</b>	<b>553</b>
2. Peyton Manning	Indianapolis/Denver	481
Brett Favre	Green Bay/Minnesota	481
4. Joe Montana	San Fran./Kansas City	460

### NFL ALL-TIME LEADERS/POSTSEASON COMPLETION PERCENTAGE, GAME (15 COMPLETIONS)

Player	Team	Game	Comp. %
<b>1. Tom Brady</b>	<b>NE</b>	<b>AFC-D: NE vs. JAX '07</b>	<b>92.9 (28-26)</b>
2. Phil Simms	NYG	SB: NYG vs. DEN, '86	88.0 (25-22)
3. Kurt Warner	ARI	NFC-WC: ARI vs. GB '09	87.9 (33-29)

### NFL ALL-TIME MOST PLAYOFF VICTORIES AS A STARTING QUARTERBACK

Player	Team(s)	Playoff Wins
<b>Tom Brady</b>	<b>New England</b>	<b>17</b>
Joe Montana	San Francisco/Kansas City	16
Terry Bradshaw	Pittsburgh	14
John Elway	Denver	14
Brett Favre	Green Bay/Minnesota	13
Troy Aikman	Dallas	11
Roger Staubach	Dallas	11

### MOST 300 YARD GAMES IN POSTSEASON HISTORY

Player	Team(s)	300 Yard Games
Peyton Manning	Indianapolis/Denver	8
<b>Tom Brady</b>	<b>New England</b>	<b>6</b>
Joe Montana	SF/Kansas City	6
Kurt Warner	STL/Arizona	6
Drew Brees	San Diego/New Orleans	5
Dan Fouts	San Diego	5



# PATRIOTS IN THE PLAYOFFS

## BRADY IN THE SUPER BOWL

### BRADY IS THE ALL-TIME LEADING PASSER IN SUPER BOWL HISTORY

Tom Brady threw for 276 yards in Super Bowl XLVI to become the all-time leading passer in Super Bowl history with 1,277 yards.

### NFL ALL-TIME LEADERS/SUPER BOWL PASSING YARDS

Player	Team(s)	Passing Yards
<b>1. Tom Brady</b>	<b>New England</b>	<b>1,277</b>
2. Kurt Warner	St. Louis/Arizona	1,156
3. Joe Montana	San Francisco	1,142
4. John Elway	Denver	1,128

### BRADY IS TIED FOR SECOND WITH NINE SUPER BOWL TD PASSES

Brady threw two touchdown passes in Super Bowl XLVI to increase his Super Bowl total to nine. Brady is tied for second with Terry Bradshaw and behind Joe Montana's 11 Super Bowl touchdown passes.

### NFL ALL-TIME LEADERS/SUPER BOWL TOUCHDOWN PASSES

Player	Team(s)	Touchdowns
1. Joe Montana	San Francisco	11
<b>2. Tom Brady</b>	<b>New England</b>	<b>9</b>
3. Terry Bradshaw	Pittsburgh	9
4. Roger Staubach	Dallas	8

## BRADY IN THE SUPER BOWL

### BRADY SETS NFL RECORD FOR MOST CONSECUTIVE COMPLETIONS IN SUPER BOWL HISTORY

In Super Bowl XLVI, Brady completed a record 16 straight passes to set a new Super Bowl record. The previous record was held by Joe Montana, who had 13 straight completions in Super Bowl XXIV.

## BELICHICK IN THE POSTSEASON

With the victory over Houston (01/13/13), Bill Belichick collected his 18th playoff win and broke a tie with Joe Gibbs for third-most among head coaches in NFL history. Belichick is behind only Tom Landry (20) and Don Shula (19) in career postseason wins.

### MOST PLAYOFF WINS BY AN NFL HEAD COACH

Coach	Team(s)	Wins
Tom Landry .....	Dallas Cowboys .....	20
Don Shula .....	Baltimore Colts, Miami Dolphins .....	19
<b>Bill Belichick .....</b>	<b>Cleveland Browns, New England Patriots ...</b>	<b>18</b>
Joe Gibbs .....	Washington Redskins .....	17
Chuck Noll .....	Pittsburgh Steelers .....	16

### BEST POSTSEASON RECORDS IN NFL HISTORY

(Min. 10 games)

Head Coach	Team(s)	W	L	Pct.
Vince Lombardi	GB/WAS	9	1	.900
Tom Flores	Oakland	8	3	.727
Bill Walsh	San Francisco	10	4	.714
Joe Gibbs	WAS	17	7	.708
<b>Bill Belichick</b>	<b>CLE/NE</b>	<b>18</b>	<b>8</b>	<b>.692</b>
Jimmy Johnson	DAL/MIA	9	4	.692

## ALL-TIME SUPER BOWL BERTHS

### Super Bowls Team

8	Dallas
8	Pittsburgh
<b>7</b>	<b>New England</b>
6	San Francisco
6	Denver
5	GB, NYG, OAK, WAS, MIA

## 2012 AFC EAST CHAMPIONS

The Patriots claimed the AFC East Division title for the fourth consecutive season and for the 12<sup>th</sup> time under Robert Kraft.

### DIVISION CHAMPIONSHIPS SINCE 1994

<b>New England Patriots .....</b>	<b>12</b>
Pittsburgh Steelers .....	10
Green Bay Packers .....	9
Indianapolis Colts .....	8



# PATRIOTS IN THE PLAYOFFS

## KRAFT'S SIX CONFERENCE CHAMPIONSHIPS ARE THE MOST OF ANY NFL OWNER IN SUPER BOWL ERA

The 2011 AFC Championship was the sixth conference championship for Robert Kraft as Patriots owner. Kraft is the first NFL owner to bring his team to six Super Bowls and his six conference championships are the most of any NFL owner in the Super Bowl Era (since 1966). Seven NFL owners brought their teams to five Super Bowls, but Kraft is the first NFL owner to lead his team to six Super Bowl appearances.

### MOST CONFERENCE CHAMPIONSHIPS BY AN OWNER IN SUPER BOWL ERA

Owner	Team(s)	#	Seasons	Super Bowl Appearances
<b>Robert Kraft</b>	<b>New England</b>	<b>6</b>	<b>1996, 2001, 2003, 2004, 2007, 2011</b>	<b>XXXI, XXXVI, XXXVIII, XXXIX, XLII, XLVI</b>
Pat Bowlen	Denver	5	1986, 1987, 1989, 1997, 1998	XXI, XXII, XXIV, XXXII, XXXIII
Jack Kent Cooke	Washington	5	1972, 1982, 1983, 1987, 1991	VII, XVII, XVIII, XXII, XXVI
Al Davis	Oakland/L.A. Raiders	5	1967, 1976, 1980, 1983, 2002	II, XI, XV, XVIII, XXXVII
Eddie DeBartolo	San Francisco	5	1981, 1984, 1988, 1989, 1994	XVI, XIX, XXIII, XXIV, XXIX
Clint Murchison	Dallas	5	1970, 1971, 1975, 1977, 1978	V, VI, X, XII, XIII
Packers Stockholders	Green Bay	5	1966, 1967, 1996, 1997, 2010	I, II, XXXI, XXXII, XLV
Joe Robbie	Miami	5	1971, 1972, 1973, 1982, 1984	VI, VII, VIII, XVII, XIX
Art Rooney	Pittsburgh	4	1974, 1975, 1978, 1979	IX, X, XII, XIV
Dan Rooney	Pittsburgh	4	1995, 2005, 2008, 2010	XXX, XL, XLIII, XLV
Ralph Wilson	Buffalo	4	1990, 1991, 1992, 1993	XXV, XXVI, XXVII, XXVIII
Max Winter	Minnesota	4	1969, 1973, 1974, 1976	IV, VII, IX, XI
Georgia Frontiere	L.A./St. Louis Rams	3	1979, 1999, 2001	XIV, XXXIV, XXXVI
Jerry Jones	Dallas	3	1992, 1993, 1995	XXXVII, XXXVIII, XXX
Wellington Mara	N.Y. Giants	3	1986, 1990, 2000	XXI, XXV, XXXV

## SUPER COMBINATION

New England head coach Bill Belichick and quarterback Tom Brady won their fifth conference championship together in 2011, becoming the first head coach and quarterback tandem to win five conference titles in the Super Bowl Era (since 1966). Three other coach/quarterback duos have qualified for four Super Bowls – Dallas' Tom Landry and Roger Staubach; Buffalo's Marv Levy and Jim Kelly; and Pittsburgh's Chuck Noll and Terry Bradshaw.

### MOST CONFERENCE CHAMPIONSHIPS BY A HEAD COACH-QUARTERBACK TANDEM

Quarterback	Head Coach	Team	Conf. Titles	Years
<b>Tom Brady</b>	<b>Bill Belichick</b>	<b>Patriots</b>	<b>5</b>	<b>2001, 2003, 2004, 2007, 2011</b>
Roger Staubach	Tom Landry	Dallas	4	1971, 1975, 1977, 1978
Jim Kelly	Marv Levy	Buffalo	4	1990, 1991, 1992, 1993
Terry Bradshaw	Chuck Noll	Pittsburgh	4	1974, 1975, 1978, 1979

## BELICHICK'S FIVE CONFERENCE TITLES TIED FOR SECOND MOST OF ANY HEAD COACH IN SUPER BOWL ERA

The 2011 AFC Championship was Bill Belichick's fifth conference championship as a head coach. Belichick's five conference titles are tied with Tom Landry's total for the second most in NFL history during the Super Bowl Era (since 1966). The only head coach to bring his team to the Super Bowl more times than Belichick is Don Shula (6).

### MOST CONFERENCE CHAMPIONSHIPS BY A HEAD COACH IN SUPER BOWL ERA

Head Coach	Team(s)	#	Seasons	Super Bowl Appearances
Don Shula	Balt. Colts/Miami	6	1968, 1971, 1972, 1973, 1982, 1984	III, VI, VII, VIII, XVII, XIX
<b>Bill Belichick</b>	<b>New England</b>	<b>5</b>	<b>2001, 2003, 2004, 2007, 2011</b>	<b>XXXVI, XXXVIII, XXXIX, XLII, XLVI</b>
Tom Landry	Dallas	5	1970, 1971, 1975, 1977, 1978	V, VI, X, XII, XIII
Joe Gibbs	Washington	4	1982, 1983, 1987, 1991	XVII, XVIII, XXII, XXVI
Bud Grant	Minnesota	4	1969, 1973, 1974, 1976	IV, VII, IX, XI
Marv Levy	Buffalo	4	1990, 1991, 1992, 1993	XXV, XXVI, XXVII, XXVIII
Chuck Noll	Pittsburgh	4	1974, 1975, 1978, 1979	IX, X, XIII, XIV
Dan Reeves	Denver/Atlanta	4	1986, 1987, 1989, 1998	XXI, XXII, XXIV, XXIII

## BRADY'S FIVE CONFERENCE TITLES TIED FOR MOST OF ANY STARTING QUARTERBACK IN SUPER BOWL ERA

The 2011 AFC Championship was Tom Brady's fifth conference title as a starting quarterback, tying John Elway for the most conference titles in NFL history during the Super Bowl Era (since 1966). Brady has started 14 or more games in 11 different NFL seasons (2001-07, 09-12), and has helped to lead his team to AFC Championships in five of those 11 seasons.

### MOST CONFERENCE CHAMPIONSHIPS AS A STARTING QUARTERBACK IN SUPER BOWL ERA

Starting QB	Team(s)	#	Seasons	Super Bowl Appearances
<b>Tom Brady</b>	<b>New England</b>	<b>5</b>	<b>2001, 2003, 2004, 2007, 2011</b>	<b>XXXVI, XXXVIII, XXXIX, XLII, XLVI</b>
John Elway	Denver	5	1986, 1987, 1989, 1997, 1998	XXI, XXII, XXIV, XXXII, XXXIII
Terry Bradshaw	Pittsburgh	4	1974, 1975, 1978, 1979	IX, X, XIII, XIV
Jim Kelly	Buffalo	4	1990, 1991, 1992, 1993	XXV, XXVI, XXVII, XXVIII
Joe Montana	San Francisco	4	1981, 1984, 1988, 1989	XVI, XIX, XXIII, XXIV
Roger Staubach	Dallas	4	1971, 1975, 1977, 1978	VI, X, XII, XIII
Troy Aikman	Dallas	3	1992, 1993, 1995	XXXVII, XXXVIII, XXX
Bob Griese	Miami	3	1971, 1972, 1973	VI, VII, VIII
Ben Roethlisberger	Pittsburgh	3	2005, 2008, 2010	XL, XLIII, XLV
Fran Tarkenton	Minnesota	3	1973, 1974, 1976	VII, IX, XI
Kurt Warner	St. Louis/Arizona	3	1999, 2001, 2008	XXXIV, XXXVI, XLIII

# PATRIOTS KEY CONTRIBUTORS

## OFFENSE

### **WR Danny Amendola (FA-STL, '13)**

Amendola caught a 1-yard touchdown pass from Tom Brady with 31 seconds remaining in the fourth quarter to give the Patriots a 27-26 comeback win over the Browns on Sunday ... Scored his first touchdown in a Patriots uniform with a 34-yard reception in the team's Week 9 win over the Steelers ... Also caught a 57-yard pass in the second quarter, the longest reception of his career ... Finished the game with 4 catches for a season-high 122 yards, the second-highest total of his career ... Two of Amendola's four career 100-yard games have come with New England ... Caught 10 passes for 104 yards in his Patriots debut against Buffalo in Week 1. Ranks second on the team with 41 receptions for 448 yards and two touchdowns in nine games played this season.

*This is Amendola's second regular season game vs. the Dolphins*

### **LT Nate Solder (D1, '11)**

Has started in all 13 games at left tackle this season ... Started in all 16 regular season games in 2012 at left tackle ... Also appeared in 16 games in 2011, making 13 starts – 11 at right tackle and two as a tackle-eligible tight end.

*This is Solder's sixth regular season game vs. the Dolphins*

### **LG Logan Mankins (D2, '05)**

An eight-year mainstay at guard and five-time Pro Bowler who has started all 126 regular-season games and all 15 postseason games in which he has appeared since joining the Patriots in 2005.

*This is Mankins' 18<sup>th</sup> regular season game vs. the Dolphins*

### **OL Ryan Wendell (FA-'08)**

Has started in all 13 games at center this season ... Led all NFL players in playing time in 2012 by starting all 16 games at center and playing 1,379 snaps ... Saw starting assignments at center and both guard positions before earning the starting center position in 2011 ... Made his NFL debut on special teams in the Patriots' season opener vs. Buffalo in 2009.

*This is Wendell's ninth regular season game vs. the Dolphins*

### **OL Dan Connolly (FA-'07)**

Has started in all 13 games at right guard this season ... Started in 14 regular season games in 2012 at right guard and also appeared at fullback in short yardage situations ... Took over as starting center after season-ending leg injury to Dan Koppen in the 2011 opener.

*This is Connolly's 10<sup>th</sup> regular season game vs. the Dolphins*

### **RT Marcus Cannon (D5a, '11)**

Made his first start of the 2013 season at right tackle against the Steelers in Week 9, replacing the injured Sebastian Vollmer ... Appeared in all 16 games in 2012 and made his first NFL start on Nov. 22 at the N.Y. Jets ... Played in seven games as a rookie in 2011 and appeared in all three postseason games.

*This is Cannon's fifth regular season game vs. the Dolphins*

### **WR Julian Edelman (D7a, '09)**

Edelman caught his fifth touchdown of the season on a 2-yard strike from Tom Brady in the fourth quarter of the team's comeback win on Sunday ... Was second on the team with 6 catches for 64 yards and a score and also caught a 2-point conversion pass, the first successful 2-point conversion for the Patriots since Week 17 of the 2011 regular season ... Posted 100 yards receiving in back-to-back games in Weeks 12 and 13, compiling 211 yards and 2 touchdowns on 18 catches in that span ... He now has four career 100-yard games, two of which have come against the Texans (103 yards on Jan. 10, 2010) and three of which have come during this season ... Ranks 6<sup>th</sup> in the NFL with 76 receptions through 13 games and leads the team with 775 yards and 5 touchdowns, all career highs.

*This is Edelman's seventh regular season game vs. the Dolphins*



### **TE Michael Hoomanawanui (FA-'12)**

Hoomanawanui had a career-high 57 yards receiving on five catches in the Patriots Week 6 win over the Saints. He also hauled in a 19-yard catch on a third-and-18 in the second quarter, his longest catch of the 2013 season to date ... Has 10 catches for 114 yards this season and needs 33 yards to break his career-high for receiving (146), which he set in 2010 with the St. Louis Rams.

*This is Hoomanawanui's fourth regular season game vs. the Dolphins*

### **TE Matthew Mulligan (FA-'13)**

Mulligan hauled in his second pass of the season in Sunday's win over the Browns, a season-high 15-yard reception from Tom Brady in the fourth quarter ... Mulligan's first reception with the Patriots was a 1-yard touchdown catch in the second quarter of a Week 3 win over the Falcons ... The Enfield, Maine native has played in 12 games for the Patriots this season after being signed as a free agent on September 3.

*This is Mulligan's sixth regular season game vs. the Dolphins*

### **QB Tom Brady (D6, '00)**

Brady had his fifth career 400-yard game against the Browns on Sunday, completing 32-of-52 passes for 418 yards, two touchdowns and one interception ... Threw for 323 yards in the second half and two touchdowns in the second half and has now thrown for 200 or more second-half yards in three straight games, the longest streak of his career ... In his last three games, Brady is 67-for-89 with 849 yards and 6 touchdowns in the second half with a 127.5 QB rating ... Threw a game-winning touchdown pass to Danny Amendola with 31 seconds left in the fourth quarter on Sunday. It was the sixth time in his career and second time this season he has thrown a game-winning pass in the final minute of a game ... Completed three touchdowns in the second half against the Broncos in Week 12 to erase a 24-point deficit in what was the biggest comeback in Patriots history ... Made his 185<sup>th</sup> start under head coach Bill Belichick in Week 11 against the Panthers, passing Dan Marino and Don Shula for the most starts by a quarterback under one head coach in NFL history ... Threw 4 touchdowns and no interceptions for the 15<sup>th</sup> time in his career and is currently tied with Saints QB Drew Brees (15) for the most such games by a quarterback in NFL history ... Has a 17-6 record in 25 career games against the Dolphins and has thrown for 4,942 yards with 40 touchdowns and 19 interceptions.

*This is Brady's 26<sup>th</sup> regular season game vs. the Dolphins*

#### **Tom Brady vs. Miami (Regular Season)**

G	W-L	Att	Comp	Yds	Pct.	TD	INT	LG
25	17-6	685	412	4,942	60.2	40	19	99t

### **RB Stevan Ridley (D3a, '11)**

Ridley scored for the fifth consecutive game in Week 11 against the Panthers with a 1-yard touchdown run in the fourth quarter ... He has seven rushing touchdowns on the season, tied for 3<sup>rd</sup>-most in the AFC with Bills RB Fred Jackson ... Had his first 100-yard rushing performance of the season and fifth of his career against the Steelers in Week 9 with 115 yards on 26 carries ... Also rushed for a 1-yard touchdown in the second quarter and a 5-yard touchdown in the fourth quarter to give him six touchdowns in his last four games ... It was his second two-touchdown game of the season and fourth of his career ... His first two-score effort of the season came against the Saints in Week 6, when he ran for 96 yards and two touchdowns in the team's 30-27 win.

*This is Ridley's sixth regular season game vs. the Dolphins*

### **RB Shane Vereen (D2b, '11)**

Vereen set single-game franchise records for the most receptions and receiving yards by a running back on Sunday with 12 catches for 153 yards. He is just the fourth running back to have 150 yards receiving the past 10 years ... Also added his first rushing touchdown of the season on a 6-yard run in the third quarter .. Has 40 receptions for 373 yards in just five games this season, and his 74.6 receiving yards per game is the most among NFL running backs ... Has 559 total yards (186 yards rushing, 373 yards receiving) in five games played and is averaging 111.8 total yards per game.

*This is Vereen's third regular season game vs. the Dolphins*



# PATRIOTS KEY CONTRIBUTORS

## DEFENSE

### **DE Chandler Jones (D1a, '12)**

Jones sacked Broncos QB Peyton Manning in the first quarter in Week 12 to give him 10½ sacks on the season and is currently ranked 6<sup>th</sup> in the AFC in sacks ... Jones has 16½ sacks in his first two seasons, third-most in team history behind Garin Veris (21) and Chris Slade (18½) ... Jones has three two-sack performances this season, two of which have come against the New York Jets ... Jones has tallied four sacks for a combined loss of 31 yards in two games against the Jets this season ... Jones also has 67 tackles through 12 games to lead all Patriots defensive linemen.

*This is Jones' third regular-season game vs. the Dolphins*

### **DT Chris Jones (FA-'13)**

Jones recorded a career-high 10 tackles in a Week 12 win over the Broncos, the first double-digit tackle effort of his career ... Sacked Dolphins QB Ryan Tannehill for a loss of seven yards in Week 8 and later added a half-sack, giving him five sacks on the season which second in the NFL behind Detroit DE Ezekiel Ansah (7) among NFL rookies through Week 14 ... Jones has two multiple-sack games this season, coming against the Jets in Week 7 and the Bengals in Week 5.

*This is Jones' second regular-season game vs. the Dolphins*

### **DT Joe Vellano (UFA-'13)**

Vellano recovered his first career fumble in Week 9 against the Steelers by recovering a Rob Ninkovich strip sack of QB Ben Roethlisberger in the first quarter ... Recorded a career-high 9 tackles (8 solo) in his third career start in Week 7 against the Jets ... Notched his first career sack in a Week 4 win over the Falcons when he dropped Matt Ryan for a 13-yard loss in the 3<sup>rd</sup> quarter ... Both Vellano and his father, Paul, were All-Americans at Maryland, becoming just the fourth father-son combination to win All-American honors at the same school. The other three to accomplish the feat are Archie and Eli Manning (Mississippi), Kevin and Drew Butler (Georgia), and Lee and Travis McGriff (Florida).

*This is Vellano's second regular-season game vs. the Dolphins*

### **DL Rob Ninkovich (FA-'09)**

Ninkovich sacked Browns QB Jason Campbell for a five-yard loss on Sunday and is now second on the team with 6 sacks ... Paced the defense with a team-high 11 tackles (6 solo) against the Panthers in Week 11 ... Also led the team with two sacks of Cam Newton for seven yards and giving him at least one sack in three consecutive games ... Forced his second fumble of the season against the Steelers in Week 9 on a strip sack of QB Ben Roethlisberger on Pittsburgh's opening drive ... Recovered his second fumble of the season in Week 8 when he scooped up a Logan Ryan strip sack on the Patriot 13-yard line ... Has recovered 11 fumbles over the last four years, more than any other player in the NFL.

*This is Ninkovich's 10<sup>th</sup> regular-season game vs. the Dolphins*



### **LB Brandon Spikes (D2c, '10)**

Spikes led the team in tackles for the second straight week with a nine-tackle effort in a Week 13 win over Houston ... Became the first Patriots player to reach 100 tackles on the season in Week 13 and now has at least 100 tackles in back-to-back seasons ... Recovered his first career fumble in the third quarter against Denver after Dane Fletcher stripped Montee Ball to set up the Patriots second touchdown of the night ... Finished second on the team with eight tackles (six solo) against the Panthers in Week 11 ... Spikes was a force in Week 5 against the Bengals, recording a career-high 22 tackles and a team-high 12 solo tackles. His 22 tackles were the most by a Patriot in a single game since 2008, when Jerod Mayo had 23 total tackles against the Jets in New York on Nov. 13 ... Also recorded his second career interception in Week 5 when he picked off an Andy Dalton pass at the NE 5-yard line to halt a Bengals drive. His first career interception came against the Jets in the final game of his rookie year in 2010.

*This is Spikes' fifth regular-season game vs. the Dolphins*

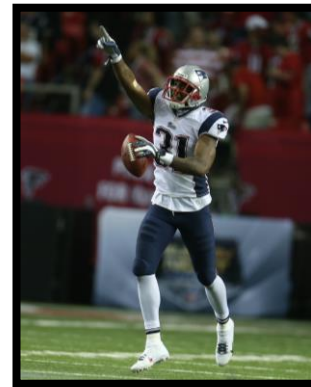
### **LB Dont'a Hightower (D1b, '12)**

Hightower led the team with 14 tackles, 10 of them solo, in Sunday's win over the Browns ... Became the second Patriots player to record 100 tackles on the season after Brandon Spikes and is second on the team with 104 tackles in 13 games ... Sunday marked the fourth time this season Hightower had recorded double-digit tackles in a game and only the second time in his career that he has 10 or more solo stops ... His other 10 solo tackle effort came against the Jets in Week 7, when he led the team with a career-high 16 total tackles (10 solo).

*This is Hightower's fourth regular-season game vs. the Dolphins*

### **CB Aqib Talib (Tr-'12)**

Talib limited Broncos WR Demaryius Thomas to a season-low 41 yards in a Week



12 win over the Broncos ... Led the team with two passes defended against the Panthers in Week 11 and has 13 on the season to lead the team despite missing three games ... Held Saints TE Jimmy Graham to zero catches in a Week 6 win over the Saints before leaving the game with an injury in the second half. Graham was averaging 118.6 yards per game entering the contest ... Tied a career high with four passes defended in a Week 4 win over the Falcons, including a game-saving pass breakup on Roddy White in the end zone on Atlanta's final drive.

*This is Talib's fourth regular-season game vs. the Dolphins*

### **DB Devin McCourty (D1, '10)**

McCourty led all Patriots defensive backs with five tackles in a Week 13 win over the Texans ... Forced a key fourth-quarter fumble against the Bengals in Week 5 when he stripped Giovanni Bernard at the NE 49-yard line. It was his second straight game with a forced fumble after he stripped Julio Jones in the fourth quarter of a Week 4 win over the Falcons ... Had back-to-back weeks with ten or more tackles when he made 12 stops (10 solo) against the Falcons in Week 4 and 11 tackles (9 solo) against the Bengals in Week 5 ... Made a crucial fumble recovery in a Week 2 win over the Jets when he returned a Stephen Hill fumble 44 yards to the Jets 19-yard line to set up a Stephen Gostkowski field goal.

*This is McCourty's eighth regular-season game vs. the Dolphins*

### **S Steve Gregory (UFA-SD, '12)**

Gregory led the Patriots with seven tackles in the team's Week 9 win over the Steelers ... Despite missing two games due to injury, Gregory leads all Patriots defensive backs with 69 tackles (52 solo) through Week 14 ... Gregory opened the season strong by finishing second on the team with nine tackles (seven solo) against Buffalo ... Gregory started in 12 games in 2012 and recorded 55 tackles including a career-high three interceptions.

*This is Gregory's seventh regular-season game vs. the Dolphins*

### **CB Kyle Arrington (UFA, '09)**

Arrington recovered Stephen Gostkowski's onside kick on Cleveland's 40-yard line with one minute remaining in Sunday's game to set up the offense's game-winning drive ... Also added a pass defended to give him 10 on the season, behind only Aqib Talib (13) for the team lead ... Forced two fumbles in the Patriots' season-opening win over Buffalo, a career-high, as well as five tackles (four solo), a tackle for loss, and a pass defended.

*This is Arrington's 10<sup>th</sup> regular-season game vs. the Dolphins*

### **CB Alfonzo Dennard (D7a, '12)**

Dennard recorded a career-high nine tackles against the Dolphins in Week 8 ... Made a pair of key pass deflections against the Saints in Week 6, including a breakup on third-and-seven in the fourth quarter to hold the Saints to a field goal ... Has seven passes defended in 11 games played this season ... Recorded his first interception of 2013 in a Week 2 win over the Jets when he picked off a Geno Smith pass late in the fourth quarter.

*This is Dennard's third regular-season game vs. the Dolphins*



# SECOND WINNINGEST PRO SPORTS TEAM SINCE 1994

## PATRIOTS ARE SECOND WINNINGEST PRO SPORTS FRANCHISE SINCE 1994

Since the 1994 season, the Patriots have won 67.8 percent of their regular season games (215-102), compiling the second-highest winning percentage in major American professional sports over that period. Since 1994, there have been 143 franchises that have fielded teams in the five major American sports leagues (NFL, MLB, NBA, NHL and MLS).

### HIGHEST WINNING PERCENTAGE IN MAJOR AMERICAN PROFESSIONAL SPORTS, 1994-PRESENT

(Regular Season – Includes National Football League, Major League Baseball, National Basketball Association, National Hockey League and Major League Soccer)

Records updated through games of December 9, 2013

Rk	Team	Lg	W	L	T/OTL	Pct.
1	San Antonio Spurs	NBA	1044	484	0	0.683
<b>2</b>	<b>New England Patriots</b>	<b>NFL</b>	<b>215</b>	<b>102</b>	<b>0</b>	<b>0.678</b>
3	Detroit Red Wings	NHL	855	384	200	0.664
4	Los Angeles Lakers	NBA	989	541	0	0.646
5	Green Bay Packers	NFL	202	114	1	0.639
6	Pittsburgh Steelers	NFL	197	119	1	0.623
7	New Jersey Devils	NHL	779	470	190	0.607
8	Indianapolis Colts	NFL	191	126	0	0.603
9	Utah Jazz	NBA	914	619	0	0.596
9	Denver Broncos	NFL	189	128	0	0.596
11	New York Yankees	MLB	1886	1283	0	0.595
12	Seattle Sounders FC	MLS	74	44	44	0.593
13	Dallas Stars	NHL	746	489	201	0.589
14	Philadelphia Flyers	NHL	725	484	216	0.585
15	Colorado Avalanche/Quebec Nordiques	NHL	743	508	185	0.582
16	Atlanta Braves	MLB	1826	1346	0	0.576
17	Phoenix Suns	NBA	877	653	0	0.573
18	Dallas Mavericks	NBA	877	655	0	0.572
19	Miami Heat	NBA	874	657	0	0.571
20	Oklahoma City/Seattle Thunder	NBA	863	666	0	0.564
20	Los Angeles Galaxy	MLS	264	192	104	0.564
22	St. Louis Blues	NHL	699	524	212	0.561
22	San Jose Sharks	NHL	704	530	204	0.561
24	Vancouver Canucks	NHL	702	529	210	0.560
25	<b>Boston Bruins</b>	NHL	691	525	222	0.558
26	Pittsburgh Penguins	NHL	715	551	173	0.557
26	Indiana Pacers	NBA	852	678	0	0.557
28	Houston Dynamo	MLS	101	73	80	0.555
29	Baltimore Ravens	NFL	157	127	1	0.553
29	<b>Boston Red Sox</b>	MLB	1754	1420	0	0.553
31	Philadelphia Eagles	NFL	174	141	1	0.552
32	Houston Rockets	NBA	843	689	0	0.550
33	Ottawa Senators	NHL	692	551	195	0.549
34	Chicago Fire	MLS	216	170	111	0.546
34	Buffalo Sabres	NHL	687	556	195	0.546
36	San Francisco 49ers	NFL	172	144	1	0.544
36	Washington Capitals	NHL	685	559	193	0.544
38	St. Louis Cardinals	MLB	1708	1463	0	0.539
39	Orlando Magic	NBA	824	707	0	0.538
40	Portland TrailBlazers	NBA	819	713	0	0.535
41	Dallas Cowboys	NFL	169	148	0	0.533
42	Toronto Maple Leafs	NHL	669	577	193	0.532
43	Nashville Predators	NHL	532	461	151	0.531
43	Montreal Canadiens	NHL	662	573	204	0.531
45	Detroit Pistons	NBA	812	719	0	0.530
45	Minnesota Wild	NHL	449	390	143	0.530
47	Minnesota Vikings	NFL	167	149	1	0.528
47	Los Angeles Dodgers	MLB	1676	1497	0	0.528
49	Anaheim Ducks	NHL	656	578	207	0.527
50	Chicago Blackhawks	NHL	651	575	214	0.526

**NOTES:** This analysis uses NFL rules when calculating winning percentage, counting ties as a half-win and a half-loss. For NHL teams, overtime losses (OTL) and ties from 2001-2004 (the NHL abolished ties in 2005-2006 and instituted a shootout system) are counted as ties when calculating winning percentage.

### HIGHEST WINNING PERCENTAGE AMONG BOSTON-AREA MAJOR PROFESSIONAL SPORTS TEAMS, 1994-PRESENT

(Rankings listed below are each team's overall ranking among the 143 major American pro sports teams)

Records updated through games of December 9, 2013

Rank	Team	Lg.	W	L	T/OTL	Pct.
<b>2</b>	<b>New England Patriots</b>	<b>NFL</b>	<b>215</b>	<b>102</b>	<b>0</b>	<b>0.678</b>
25	Boston Bruins	NHL	691	525	222	0.558
29	Boston Red Sox	MLB	1754	1420	0	0.553
80	Boston Celtics	NBA	764	767	0	0.499
107	New England Revolution	MLS	208	242	111	0.470



# THE TEAM OF THE DECADE

When Robert Kraft purchased the New England Patriots in 1994, few would have thought that 17 years later the franchise would be the undisputed team of the decade in the first decade of the new millennium. Kraft brought a winning vision to the organization and dedicated his resources to building a consistent winner. On Jan. 27, 2000, Kraft hired Bill Belichick to coach the team, and three months later the team drafted then-unheralded quarterback Tom Brady, putting the final pieces in place for the Patriots to become the most successful NFL team of the 2000s. Below is a look at the accomplishments of the Patriots during the first decade of the new millennium that earned the Patriots the "Team of the Decade" moniker.

## THE PATRIOTS' UNMATCHED NFL SUCCESS FROM 2000-2009

### Super Bowl Titles

New England .....	3
Pittsburgh.....	2
Baltimore.....	1
Indianapolis.....	1
New Orleans.....	1
N.Y. Giants.....	1
Tampa Bay.....	1

### Conference Titles

New England .....	4
Indianapolis.....	2
N.Y. Giants.....	2
Pittsburgh.....	2
10 Teams .....	1

### Division Titles

New England .....	7
Indianapolis.....	6
Philadelphia.....	5
Pittsburgh.....	5
San Diego.....	5

**Note:** The Patriots also finished tied for the division lead twice during the 2000s but lost the division title on tiebreakers in 2002 and 2008.

### Playoff Wins

New England .....	14
Philadelphia.....	10
Pittsburgh.....	10
Indianapolis.....	9
Baltimore.....	8

### Playoff Winning Percentage

Team	W	L	Pct.
New England	14	4	.777
New Orleans	5	2	.714
Pittsburgh	10	4	.714
Arizona	4	2	.667
Carolina	5	3	.625
Baltimore	8	5	.615

### Playoff Games Played

New England .....	18
Philadelphia.....	18
Indianapolis.....	17
Pittsburgh.....	14
Baltimore.....	13
N.Y. Giants.....	11

### Overall Wins

(Includes Regular Season and Playoffs)

New England .....	126
Indianapolis.....	124
Pittsburgh.....	113
Philadelphia.....	113
Baltimore.....	100

### Overall Winning Percentage

(Includes Regular Season and Playoffs)

Team	W	L	T	Pct.
New England	126	52	0	.708
Indianapolis	124	53	0	.701
Pittsburgh	113	60	1	.652
Philadelphia	113	64	1	.638
Green Bay	98	71	0	.580

### Most Victories in a Season (Inc. Playoffs), 2000-09

Team	Year	W
New England	2007	18
New England	2003	17
New England	2004	17
Baltimore	2000	16
St. Louis	2001	16
Pittsburgh	2004	16
Indianapolis	2006	16
Indianapolis	2009	16
New Orleans	2009	16

### Most Victories in a Single Regular Season, 2000-09

Team	Year	W
New England	2007	16
Pittsburgh	2004	15
New England	2003	14
New England	2004	14
Indianapolis	2005	14
Indianapolis	2009	14
St. Louis	2001	14

### Playoff Games Hosted

New England .....	9
Philadelphia .....	9
Pittsburgh.....	8
Indianapolis.....	8

### Major Sports League Titles, 2000-09

Los Angeles Lakers	NBA	4
New England Patriots	NFL	3
San Antonio Spurs	NBA	3
Boston Red Sox	MLB	2
Detroit Red Wings	NHL	2
Houston Dynamo	MLS	2
Los Angeles Galaxy	MLS	2
New Jersey Devils	NHL	2
New York Yankees	MLB	2
Pittsburgh Steelers	NFL	2
San Jose Earthquakes	MLS	2

### Major Sports Conference Titles, 2000-09

Los Angeles Lakers	NBA	6
New England Patriots	NFL	4
New England Revolution	MLS	4
Los Angeles Galaxy	MLS	4
New York Yankees	MLB	4
Detroit Red Wings	NHL	3
New Jersey Devils	NHL	3
San Antonio Spurs	NBA	3

### Seasons of NFL Playoff Advancement

Philadelphia .....	7
New England .....	6
Pittsburgh.....	5
Baltimore.....	4
Indianapolis.....	4
Green Bay .....	3
Oakland.....	3
Seattle .....	3
New Orleans.....	3



# PATRIOTS FOOTBALL NETWORK

The **Patriots Football Network** (PFN) is the full portfolio of media offerings from the three-time Super Bowl Champion New England Patriots. PFN provides Patriots content produced both in-house and with media partners spanning print, television, radio and the Internet.

## PATRIOTS ALL ACCESS

**T** Emmy-Award winning Patriots All Access airs weekly throughout the season on WBZ, Channel 4 in Boston and regional affiliates. Patriots All Access features exclusive, behind-the-scenes access and in-depth weekly features on Patriots players and personnel. Hosted by WBZ's Steve Burton, the show features weekly sit-downs with Coach Bill Belichick, including the popular "Belestrator" segment where the coach breaks down upcoming opponents. Fridays at 7:00 p.m. and Sundays at 9:00 a.m. on **TV 38 in Boston; WNAC-TV in Providence**; Saturdays at 12:05 a.m. on **WMUR-TV in Manchester, N.H.** Saturdays at 5:00 a.m. on **WMTW-TV in Portland, Maine**; Saturdays at 5:00 p.m. on **WCTX-TV in Hartford, Conn.** Saturdays at 7:00 p.m. on **WFXQ-TV in Springfield, Mass.**; Sundays at 11:00 a.m. on **WVII-TV in Bangor, Maine**



## TOTALLY PATRIOTS



**T**otally Patriots is a unique, one of a kind Patriots show aimed for the next generation of Patriots fans. This weekly, youth oriented football show allows school aged fans unprecedented access to their favorite players, enabling them to ask questions in a relaxed, informal setting. It airs on TV-38 on Saturday at morning 10 a.m.

### PATRIOTS TODAY AND PATRIOTS THIS WEEK

**PATRIOTS TODAY:** Available daily at Patriots.com.

**PATRIOTS THIS WEEK:** Fridays 9:30 p.m. on Comcast Sports Net.

*Patriots Today* gives fans a daily, in-depth look at the club that is unmatched by any other outlet. Hosted by Jackie Brittain with daily reports from Brian Lowe and twice-weekly analysis from PFW's Paul Perillo. Patriots Today produces multiple segments each day during the season, with upwards of 45 minutes of up-to-the minute Patriots news, information and analysis throughout the day. Patriots Today is the only place fans can watch complete broadcasts of full-length press conferences on a daily basis, plus daily locker room uncut segments. Every Friday at 10:30 p.m. on Comcast Sports Net, Scott Zolak will bring you *Patriots This Week*, providing a thorough recap of each week's developments.

### PATRIOTS.COM NEWS

Patriots.com features daily updates and exclusive content from the writers of *Patriots Football Weekly*, offering everything from breaking news to player features and the popular "Ask PFW" postings.

### VIDEO

The first professional sports team website to offer streaming video provides Patriots fans with a variety of exclusive video content. Visitors can choose their channel and watch exclusive video from news to cheerleaders. Patriots.com also features video of every Patriots press conference, including postgame press conferences and Coach Belichick's weekday media updates.

### AUDIO

Patriots Web Radio programming is available exclusively on Patriots.com beginning at noon each day, Monday through Friday. Kicking off the programming lineup is PFW In Progress, a daily online program that features candid commentary from the writers of *Patriots Football Weekly*. Following PFW In Progress is Patriots Playbook, hosted by John Rooke, featuring items from around the NFL. Fantasy Football Champs and Football Nation round out the Patriots.com radio lineup. Patriots.com also offers streaming audio of every Patriots press conference, as well as archives of Patriots.com Radio shows and exclusive podcasts.

### PATRIOTS MONDAY ON WEEI

WEEI Sports Radio broadcasts Patriots Monday each week, offering fans unique insight and analysis from Coach Belichick and Tom Brady in addition to other Patriots players. WEEI will broadcast Patriots Monday live from Gillette Stadium each Monday, kicking off with Dennis & Callahan at 6:00 a.m.

### PATRIOTS FRIDAY ON WAAF

WAAF broadcasts Patriots Friday each week, offering fans a look ahead at the weekend's game, match ups and rivalries. Various Patriots players will be featured on air.. WAAF will broadcast Patriots Fridays each week throughout the season with Greg Hill from the Hill-Man Morning Radio Show.

### 98.5 THE SPORTS HUB PATRIOTS RADIO NETWORK

A new era in Patriots Radio history began in 2009, with the move of the game broadcasts to 98.5 FM, Boston's Sports Hub. The transition to Boston's new all-sports radio station insures that Patriots fans will continue to hear every kick, block and tackle in stereo, and without static, in crystal-clear FM quality. Fans all over New England will be able to listen in to any of 37 stations on the Safety Insurance 98.5 The Sports Hub Patriots Radio Network, starting with Patriots Preview three hours before kickoff, and capped off with Patriots Postgame for three hours after the final gun.



#### FLAGSHIP STATION

#### 98.5 FM Boston's Sports Hub

#### MASSACHUSETTS

WAQY	Springfield	102.1 FM
WBEC	Pittsfield	1420 AM
WPKZ	Fitchburg	1280 AM
WNAW	N. Adams	1230 AM
WBSM	New Bedford	1420 AM
WPVQ	Greenfield	95.3 FM
WSAR	Fall River	1480 AM
WWFX	Worcester	100.1 FM
WXTK	Hyannis	95.1 FM

#### NEW HAMPSHIRE

WNNH	Concord	99.1 FM
WSAK	Hampton	102.1 FM
WEMJ	Laconia	1490 AM
WLNH	Laconia	98.3 FM
WSHK	Portsmouth	105.3 FM
Wfnq	Nashua	106.3 FM
WPKQ	N. Conway	103.7 FM
WXXK	Lebanon	100.5 FM
WINQ	Keene	98.7 FM

#### RHODE ISLAND

WPRO	Providence	630 AM
WEAN	Providence	99.7 FM

#### NEW YORK

WUSP	Utica	95.5 FM
WUSP	Utica	1550 AM
WRCK	Utica	1480 AM

#### VERMONT

WBTV	Bennington	1370 AM
WRFK	Barre	107.1 FM
WKVT	Brattleboro	92.7 FM
WCPV	Burlington	101.3 FM
WEXP	Rutland	101.5 FM
WIKE	Newport	1490 AM
WSTJ	St Johnsbury	1340 AM

#### MAINE

WEBB	Augusta	98.5 FM
WEZQ	Bangor	92.9 FM
WBLM	Portland	102.9 FM

#### CONNECTICUT

WUCS	Hartford	97.9 FM
WINY	Putnam	1350 AM
WMOS	New London	102.3 FM





# 2013 OFFENSIVE STATISTICS

## WON 10, LOST 3

09/08 W 23-21	at Buffalo
09/12 W 13-10	New York Jets
09/22 W 23- 3	Tampa Bay
09/29 W 30-23	at Atlanta
10/06 L 6-13	at Cincinnati
10/13 W 30-27	New Orleans
10/20 L 27-30 OT	at New York Jets
10/27 W 27-17	Miami
11/03 W 55-31	Pittsburgh
11/18 L 20-24	at Carolina
11/24 W 34-31 OT	Denver
12/01 W 34-31	at Houston
12/08 W 27-26	Cleveland
12/15	at Miami
12/22	at Baltimore
12/29	Buffalo

N.E. Opp.

TOTAL FIRST DOWNS	304	280
Rushing	82	94
Passing	189	169
Penalty	33	17
3rd Down: Made/Att	66/178	85/194
3rd Down Pct.	37.1	43.8
4th Down: Made/Att	6/13	3/13
4th Down Pct.	46.2	23.1
POSSESSION AVG.	29:06	30:54
TOTAL NET YARDS	5017	4840
Avg. Per Game	385.9	372.3
Total Plays	930	912
Avg. Per Play	5.4	5.3
NET YARDS RUSHING	1560	1766
Avg. Per Game	120.0	135.8
Total Rushes	371	395
NET YARDS PASSING	3457	3074
Avg. Per Game	265.9	236.5
Sacked/Yards Lost	36/228	36/242
Gross Yards	3685	3316
Att./Completions	523/318	481/272
Completion Pct.	60.8	56.5
Had Intercepted	9	14
PUNTS/AVERAGE	64/45.4	68/44.0
NET PUNTING AVG.	64/39.5	68/38.2
PENALTIES/YARDS	57/534	91/793
FUMBLES/BALL LOST	20/9	17/10
TOUCHDOWNS	37	33
Rushing	15	9
Passing	21	21
Returns	1	3

## \* SCORE BY PERIODS

	Q1	Q2	Q3	Q4	OT	PTS
TEAM	51	84	82	129	3	349
OPPONENTS	67	67	85	65	3	287

## \* SCORING

	TD	Ru	Pa	Rt	K	PAT	FG	S	PTS
Gostkowski	0	0	0	0	35/35	30/32	0	125	
Ridley	7	7	0	0			0	42	
Edelman	5	0	5	0			0	32	
Dobson	4	0	4	0			0	24	
Gronkowski	4	0	4	0			0	24	
Thompkins	4	0	4	0			0	24	
Blount	3	3	0	0			0	18	
Bolden	3	3	0	0			0	18	
Amendola	2	0	2	0			0	12	
Vereen	2	1	1	0			0	12	
Develin	1	1	0	0			0	6	
Mulligan	1	0	1	0			0	6	
Ryan	1	0	0	1			0	6	
TEAM	37	15	21	1	35/35	30/32	0	349	53G (33G, 50G)
OPPONENTS	33	9	21	3	32/32	19/23	0	287	OPP: ( ) (37G) (38N, 30G) (23G, 45G, 25G) (39G, 50G) (28G, 2-Pt Conv: Edelman, TM 1-2, OPP 0-1 SACKS: Cha. Jones 10.5, Ninkovich 6, Chr. Jones LG 5, Chr. Jones TM 5, Kelly 2.5, Buchanan 2, Fletcher 2, Mayo 1.5, Ryan 1.5, Carter 1, Hightower 1, Sopoaga LG 1, Sopoaga TM 1, Vellano 1, (group) 1, TM 36, OPP 36 FUM/LOST: Brady 8/3, Edelman 5/0, Ridley 4/4, Blount 2/2, Dobson 1/0

## \* RUSHING

	No.	Yds	Avg	Long	TD
Ridley	143	611	4.3	23	7
Blount	102	460	4.5	47t	3
Bolden	54	265	4.9	46	3
Vereen	38	186	4.9	21	1
Brady	28	21	0.8	11	0
Edelman	2	11	5.5	7	0
Wood LG	3	9	3.0	5	0
Develin	2	4	2.0	3	1
Amendola	1	1	1.0	1	0
Washington TM	1	1	1.0	1	0
TEAM	371	1560	4.2	47t	15
OPPONENTS	395	1766	4.5	34	9

## \* RECEIVING

	No.	Yds	Avg	Long	TD
Edelman	76	775	10.2	44	5
Amendola	41	448	10.9	57	2
Vereen	40	373	9.3	50	1
Gronkowski	39	592	15.2	50	4
Dobson	35	492	14.1	81t	4
Thompkins	32	466	14.6	49	4
Bolden	19	136	7.2	18	0
Hoomanawanui	10	114	11.4	19	0
Ridley	10	62	6.2	24	0
Boyce	5	79	15.8	24	0
Develin	4	62	15.5	31	0
Collie	4	38	9.5	15	0
Mulligan	2	16	8.0	15	1
Blount	1	32	32.0	32	0
TEAM	318	3685	11.6	81t	21
OPPONENTS	272	3316	12.2	80t	21

## \* INTERCEPTIONS

	No.	Yds	Avg	Long	TD
Talib	4	12	3.0	14	0
Ryan	3	81	27.0	79t	1
Harmon	2	44	22.0	42	0
Arrington	1	5	5.0	5	0
Spikes	1	3	3.0	3	0
Cole	1	0	0.0	0	0
Dennard	1	0	0.0	0	0
McCourty	1	0	0.0	0	0
TEAM	14	145	10.4	79t	1
OPPONENTS	9	56	6.2	31	1

## \* PUNTING

	No.	Yds	Avg	Net	TB	In	Lg	B
Allen	64	2906	45.4	39.5	10	23	65	0
TEAM	64	2906	45.4	39.5	10	23	65	0
OPPONENTS	68	2989	44.0	38.2	1	23	60	0

## \* PUNT RETURNS

	Ret	FC	Yds	Avg	Long	TD
Edelman	32	20	356	11.1	43	0
Amendola	1	0	13	13.0	13	0
TEAM	33	20	369	11.2	43	0
OPPONENTS	23	12	176	7.7	24	0

## \* KICKOFF RETURNS

	No.	Yds	Avg	Long	TD
Blount	15	349	23.3	30	0
Boyce	8	195	24.4	41	0
McCourty	7	132	18.9	27	0
Slater	2	10	5.0	10	0
Washington TM	1	19	19.0	19	0
Wood LG	1	20	20.0	20	0
TEAM	33	705	21.4	41	0
OPPONENTS	27	550	20.4	50	0

## \* FIELD GOALS

	1-19	20-29	30-39	40-49	50+
Gostkowski	1/ 1	5/ 5	11/11	8/ 9	5/6
TEAM	1/ 1	5/ 5	11/11	8/ 9	5/6
OPPONENTS	0/ 0	4/ 4	8/10	5/ 6	2/3
Gostkowski:	(48G, 33G, 35G)	(21G, 30G, 43N)	(53G, 46G, 33G)	(48G, 22G, 49G)	(42G, 19G) (35G, 54G, 23G) (39G, 44G)
TEAM	(34G, 48G)	(20G, 32G)	(42G, 26G)	(31G, 31G)	(55N, 53G, 53G)
OPP: ( )	(37G) (38N, 30G)	(23G, 45G, 25G)	(39G, 50G)	(28G, 2-Pt Conv: Edelman, TM 1-2, OPP 0-1 SACKS: Cha. Jones 10.5, Ninkovich 6, Chr. Jones LG 5, Chr. Jones TM 5, Kelly 2.5, Buchanan 2, Fletcher 2, Mayo 1.5, Ryan 1.5, Carter 1, Hightower 1, Sopoaga LG 1, Sopoaga TM 1, Vellano 1, (group) 1, TM 36, OPP 36 FUM/LOST: Brady 8/3, Edelman 5/0, Ridley 4/4, Blount 2/2, Dobson 1/0	

## \* PASSING

	Att	Cmp	Yds	Cmp%	Yds/Att	TD	TD%	Int	Int%	Long	Sack/Lost	Rating
Brady	523	318	3685	60.8	7.05	21	4.0	9	1.7	81t	36/ 228	88.3
TEAM	523	318	3685	60.8	7.05	21	4.0	9	1.7	81t	36/ 228	88.3
OPPONENTS	481	272	3316	56.5	6.89	21	4.4	14	2.9	80t	36/ 242	80.4



# 2013 DEFENSIVE STATISTICS

Tackle Statistics based on Coaches Film Review

PLAYER	TACKLES			SACKS			INTERCEPTIONS				FUMBLES				SP. TEAMS				
Name	TT	UT	A	S	Yds	QH	Int	Yds	TD	PD	FF	FR	Yds	TD	TT	UT	A	FF	FR
Brandon Spikes	122	72	50	0.0	0.0	0	1	3	0	2	0	1	0	0	0	0	0	0	0
Dont'a Hightower	104	64	40	1.0	9.0	4	0	0	0	2	0	0	0	0	0	0	0	0	0
Rob Ninkovich	78	51	27	6.0	29.0	16	0	0	0	0	2	2	0	0	0	0	0	0	0
Chandler Jones	72	48	24	10.5	65.5	19	0	0	0	0	1	0	0	0	0	0	0	0	0
Steve Gregory	69	52	17	0.0	0.0	1	0	0	0	2	0	0	0	0	0	0	0	0	0
Jerod Mayo	66	43	23	1.5	5.0	2	0	0	0	1	0	1	2	0	0	0	0	0	0
Devin McCourty	66	52	14	0.0	0.0	0	1	0	0	6	2	1	0	0	2	2	0	0	0
Chris Jones	45	31	14	5.0	36.0	7	0	0	0	0	0	0	0	0	0	0	0	0	0
Joe Vellano	43	27	16	1.0	13.0	3	0	0	0	1	0	1	0	0	0	0	0	0	0
Kyle Arrington	43	32	11	0.0	0.0	0	1	5	0	10	2	0	0	0	3	2	1	0	0
Alfonzo Dennard	38	30	8	0.0	0.0	0	1	0	0	7	0	0	0	0	0	0	0	0	0
Aqib Talib	32	26	6	0.0	0.0	0	4	12	0	13	1	0	0	0	0	0	0	0	0
Logan Ryan	32	26	6	1.5	14.0	1	3	81	1	6	1	0	0	0	0	0	0	0	0
Jamie Collins	28	17	11	0.0	0.0	2	0	0	0	1	0	0	0	0	9	8	1	0	1
Duron Harmon	25	18	7	0.0	0.0	0	2	44	0	3	0	0	0	0	0	0	0	0	0
Tommy Kelly	23	13	10	2.5	14.5	6	0	0	0	0	0	1	0	0	0	0	0	0	0
Dane Fletcher	16	11	5	2.0	19.0	3	0	0	0	0	1	0	0	0	15	10	5	0	0
Vince Wilfork	10	6	4	0.0	0.0	1	0	0	0	0	0	0	0	0	0	0	0	0	0
Marquice Cole	10	8	2	0.0	0.0	0	1	0	0	2	0	0	0	0	6	5	1	0	1
Sealver Siliga	9	1	8	0.0	0.0	0	0	0	0	0	0	0	0	0	0	0	0	0	0
Marcus Forston	3	2	1	0.0	0.0	0	0	0	0	0	0	0	0	0	0	0	0	0	0
Andre Carter	3	2	1	1.0	6.0	5	0	0	0	2	0	0	0	0	0	0	0	0	0
Michael Buchanan	2	2	0	2.0	15.0	5	0	0	0	0	0	0	0	0	6	5	1	0	0
Isaac Sopoaga	2	2	0	1.0	8.0	1	0	0	0	1	0	0	0	0	0	0	0	0	0
Matthew Slater	0	0	0	0.0	0.0	0	0	0	0	0	0	0	0	0	8	6	2	0	0
Jake Bequette	0	0	0	0.0	0.0	1	0	0	0	0	0	0	0	0	0	0	0	0	0
Kanorris Davis	0	0	0	0.0	0.0	0	0	0	0	0	0	0	0	0	1	1	0	0	0
Brandon Bolden	0	0	0	0.0	0.0	0	0	0	0	0	0	0	0	0	1	1	0	0	0
Nate Ebner	0	0	0	0.0	0.0	0	0	0	0	0	0	0	0	0	11	10	1	0	1
Tavon Wilson	0	0	0	0.0	0.0	0	0	0	0	0	0	0	0	0	2	2	0	0	0
Stephen Gostkowski	0	0	0	0.0	0.0	0	0	0	0	0	0	0	0	0	1	1	0	0	0
Danny Aiken	0	0	0	0.0	0.0	0	0	0	0	0	0	0	0	0	4	4	0	0	0
Chris White	0	0	0	0.0	0.0	0	0	0	0	0	0	0	0	0	8	4	4	0	0
Team Sacks	0	0	0	1.0	8.0	0	0	0	0	0	0	0	0	0	0	0	0	0	0
	<b>941</b>	<b>636</b>	<b>305</b>	<b>36.0</b>	<b>242.0</b>	<b>77</b>	<b>14</b>	<b>145</b>	<b>1</b>	<b>59</b>	<b>10</b>	<b>7</b>	<b>2</b>	<b>0</b>	<b>77</b>	<b>61</b>	<b>16</b>	<b>0</b>	<b>0</b>

FUMBLES - LOST (20-9)				
No.	Lost	Own Rec	O.B.	
LeGarrette Blount	2	2	0	0
Tom Brady	8	3	4	0
Michael Buchanan	0	0	1	0
Aaron Dobson	1	0	1	0
Julian Edelman	5	0	1	0
Stevan Ridley	4	4	0	0
Sebastian Vollmer	0	0	1	0
Aqib Talib	0	0	1	0
	<b>20</b>	<b>9</b>	<b>9</b>	<b>0</b>

MISC. OFFENSIVE STATS				
Tkl	Ast	FF	FR	
LeGarrette Blount	1	0	0	0
Josh Boyce	1	0	0	0
Aaron Dobson	1	0	0	0
Rob Gronkowski	1	0	0	0
Logan Mankins	1	0	0	0
Nate Solder	2	0	0	0
Zach Sudfeld	1	0	0	0
Sebastian Vollmer	1	0	0	0
Ryan Wendell	1	0	0	0
	<b>10</b>	<b>0</b>	<b>0</b>	<b>0</b>

KEY	
TT-Total Tackles	Int/Yds-Interceptions/Yards Returned
UT-Unassisted Tackles	PD-Passes Defensed

BLOCKED KICKS		
XP	FG	P
Chandler Jones	0	1
<b>Totals</b>	<b>0</b>	<b>1</b>



# 2013 NEW ENGLAND PATRIOTS ROSTER

AS OF DECEMBER 10, 2013

## ALPHABETICAL ROSTER

#	NAME	POS	HT	WT	BORN	YR	COLLEGE	H.S. HOMETOWN
48	Aiken, Danny	LS	6-4	255	8/28/1988	3	Virginia	Roanoke, Va.
6	Allen, Ryan	P	6-2	215	2/28/1990	R	Louisiana Tech	Salem, Ore.
80	Amendola, Danny	WR	5-11	195	11/2/1985	5	Texas Tech	The Woodlands, Texas
25	Arrington, Kyle	CB	5-10	190	8/12/1986	5	Hofstra	Accokeek, Md.
64	Barker, Chris	OL	6-2	310	8/3/1990	R	Nevada	Etiwanda, Calif.
58	Beauharnais, Steve	LB	6-2	230	5/2/1990	R	Rutgers	Saddle Brook, N.J.
92	Bequette, Jake	DE	6-5	265	2/21/1989	2	Arkansas	Little Rock, Ark.
29	Blount, LeGarrette	RB	6-0	250	12/5/1986	4	Oregon	Perry, Fla.
38	Bolden, Brandon	RB	5-11	220	1/26/1990	2	Mississippi	Baton Rouge, La.
82	Boyce, Josh	WR	5-11	205	5/6/1991	R	Texas Christian	Copperas Cove, Texas
12	Brady, Tom	QB	6-4	225	8/3/1977	14	Michigan	San Mateo, Calif.
99	Buchanan, Michael	DL	6-6	255	1/24/1991	R	Illinois	Homewood, Ill.
61	Cannon, Marcus	OL	6-5	335	5/6/1988	3	Texas Christian	Odessa, Texas
96	Carter, Andre	DE	6-4	260	5/12/1979	13	California	San Jose, Calif.
23	Cole, Marquice	CB	5-10	195	11/13/1983	5	Northwestern	Hazel Crest, Ill.
10	Collie, Austin	WR	6-0	204	11/11/1985	5	Brigham Young	ElDorado Hills, Calif.
91	Collins, Jamie	LB	6-3	250	10/20/1989	R	Southern Mississippi	McCall Creek, Miss.
63	Connolly, Dan	OL	6-4	305	9/2/1982	8	Southeast Missouri St.	St. Louis, Mo.
37	Dennard, Alfonzo	CB	5-10	200	9/9/1989	2	Nebraska	Rochelle, Ga.
46	Develin, James	FB	6-3	255	7/23/1988	1	Brown	Gilbertsville, Pa.
17	Dobson, Aaron	WR	6-3	200	7/23/1991	R	Marshall	Dunbar, W.V.
43	Ebner, Nate	DB	6-0	210	12/14/1988	2	Ohio State	Dublin, Ohio
11	Edelman, Julian	WR	5-10	198	5/22/1986	5	Kent State	Redwood City, Calif.
52	Fletcher, Dane	LB	6-2	245	9/14/1986	4	Montana State	Bozeman, Mont.
3	Gostkowski, Stephen	K	6-1	215	1/28/1984	8	Memphis	Madison, Miss.
28	Gregory, Steve	S	5-11	200	1/8/1983	8	Syracuse	Staten Island, N.Y.
30	Harmon, Duron	DB	6-1	205	1/24/1991	R	Rutgers	Magnolia, Del.
54	Hightower, Dont'a	LB	6-3	270	3/12/1990	2	Alabama	Lewisburg, Tenn.
47	Hoomanawanui, Michael	TE	6-4	260	7/4/1988	4	Illinois	Bloomington, Ill.
95	Jones, Chandler	DE	6-5	265	2/27/1990	2	Syracuse	Endicott, N.Y.
94	Jones, Chris	DT	6-1	309	7/12/1990	R	Bowling Green	Brownsburg, Ind.
67	Kline, Josh	OL	6-3	295	12/29/1989	R	Kent State	Mason, Ohio
15	Mallett, Ryan	QB	6-6	245	6/5/1988	3	Arkansas	Texarkana, Texas
70	Mankins, Logan	G	6-4	308	3/10/1982	9	Fresno State	Cathays Valley, Calif.
32	McCourty, Devin	DB	5-10	195	8/13/1987	4	Rutgers	Montvale, N.J.
88	Mulligan, Matthew	TE	6-4	267	1/18/1985	5	Maine	Enfield, Maine
50	Ninkovich, Rob	DL	6-2	260	2/1/1984	8	Purdue	Blue Island, Ill.
22	Ridley, Stevan	RB	5-11	220	1/27/1989	3	Louisiana State	Natchez, Miss.
26	Ryan, Logan	CB	5-11	195	2/9/1991	R	Rutgers	Voorhees, N.J.
71	Siliga, Sealver	DT	6-2	325	4/26/1990	2	Utah	West Jordan, Utah
18	Slater, Matthew	WR	6-0	210	9/9/1985	6	UCLA	Anaheim, Calif.
77	Solder, Nate	T	6-8	320	4/12/1988	3	Colorado	Buena Vista, Colo.
90	Sopoaga, Isaac	DT	6-2	300	9/4/1981	10	Hawaii	Pago Pago, American Samoa
55	Spikes, Brandon	LB	6-2	255	9/3/1987	4	Florida	Shelby, N.C.
74	Switek, Will	OL	6-6	310	1/8/1982	8	Stanford	Newbury Park, Calif.
31	Talib, Aqib	CB	6-1	205	2/13/1986	6	Kansas	Richardson, Texas
85	Thompkins, Kenbrell	WR	6-1	195	7/29/1988	R	Cincinnati	Miami, Fla.
72	Vellano, Joe	DL	6-2	300	10/30/1988	R	Maryland	Rexford, N.Y.
34	Vereen, Shane	RB	5-10	205	5/2/1989	3	California	Valencia, Calif.
62	Wendell, Ryan	OL	6-2	300	3/4/1986	5	Fresno State	Diamond Bar, Calif.
59	White, Chris	LB	6-3	238	1/15/1989	3	Mississippi State	Vandeventer, Miss.
86	Williams, D.J.	TE	6-2	245	9/10/1988	3	Arkansas	Little Rock, Ark.
27	Wilson, Tavon	DB	6-0	215	3/19/1990	2	Illinois	Washington, D.C.

## PRACTICE SQUAD

#	NAME	POS	HT	WT	BORN	YR	COLLEGE	H.S. HOMETOWN
68	Cave, Braxton	OL	6-3	305	7/29/1989	R	Notre Dame	Mishawaka, Ind.
53	Davis, Ja'Gared	LB	6-0	238	9/11/1990	R	Southern Methodist	Crockett, Texas
36	Davis, Kanorris	S	5-10	207	1/21/1990	R	Troy	Perry, Ga.
65	Devey, Jordan	T	6-6	317	1/11/1988	R	Memphis	American Fork, Utah
69	Dill, R.J.	OL	6-6	316	7/26/1990	R	Rutgers	Athens, Ga.
98	Forston, Marcus	DL	6-3	305	9/28/1989	1	Miami (Fla.)	Miami, Fla.
41	Green, Justin	DB	5-11	195	2/26/1991	R	Illinois	Louisville, Ky.
35	Wood, Cierre	RB	5-11	215	2/21/1991	R	Notre Dame	Oxnard, Calif.

## RESERVE/INJURED LIST

#	NAME	POS	HT	WT	BORN	YR	COLLEGE	H.S. HOMETOWN
67	Grissom, Cory	DL	6-2	316	6/9/1990	R	South Florida	LaGrange, Ga.
87	Gronkowski, Rob	TE	6-6	265	5/14/1989	4	Arizona	Pittsburgh, Pa.
93	Kelly, Tommy	DL	6-6	310	12/27/1980	10	Mississippi State	Jackson, Miss.
51	Mayo, Jerod	LB	6-1	250	2/23/1986	6	Tennessee	Hampton, Va.
84	Moe, TJ	WR	6-0	200	10/14/1990	R	Missouri	O'Fallon, Mo.
76	Vollmer, Sebastian	T	6-8	320	7/10/1984	5	Houston	Kaarst, Germany
75	Wifork, Vince	DL	6-2	325	11/4/1981	10	Miami (Fla.)	Boynton Beach, Fla.
24	Wilson, Adrian	S	6-3	230	10/12/1979	13	North Carolina State	High Point, N.C.
66	Zusevics, Markus	OL	6-5	300	4/25/1989	2	Iowa	Arlington Heights, Ill.

## RESERVE/N.F.I. LIST

#	NAME	POS	HT	WT	BORN	YR	COLLEGE	H.S. HOMETOWN
97	Armstead, Armond	DL	6-5	305	8/3/1990	1	Southern California	Elk Grove, Calif.
13	Harrison, Mark	WR	6-3	230	12/11/1990	R	Rutgers	Stratford, Conn.

## NUMERICAL ROSTER

#	NAME	POS
3	Stephen Gostkowski	K
6	Ryan Allen	P
10	Austin Collie	WR
11	Julian Edelman	WR
12	Tom Brady	QB
15	Ryan Mallett	QB
17	Aaron Dobson	WR
18	Matthew Slater	WR
22	Stevan Ridley	RB
23	Marquice Cole	CB
25	Kyle Arrington	CB
26	Logan Ryan	CB
27	Tavon Wilson	DB
28	Steve Gregory	S
29	LeGarrette Blount	RB
30	Duron Harmon	DB
31	Aqib Talib	CB
32	Devin McCourty	DB
34	Shane Vereen	RB
37	Alfonzo Dennard	CB
38	Brandon Bolden	RB
43	Nate Ebner	DB
46	James Develin	FB
47	Michael Hoomanawanui	TE
48	Danny Aiken	LS
50	Rob Ninkovich	DL
52	Dane Fletcher	LB
54	Dont'a Hightower	LB
55	Brandon Spikes	LB
58	Steve Beauharnais	LB
59	Chris White	LB
61	Marcus Cannon	OL
62	Ryan Wendell	OL
63	Dan Connolly	OL
64	Chris Barker	OL
67	Josh Kline	OL
70	Logan Mankins	G
71	Sealver Siliga	DT
72	Joe Vellano	DL
74	Will Switek	OL
77	Nate Solder	T
80	Danny Amendola	WR
82	Josh Boyce	WR
85	Kenbrell Thompkins	WR
86	D.J. Williams	TE
88	Matthew Mulligan	TE
90	Isaac Sopoaga	DT
91	Jamie Collins	LB
92	Jake Bequette	DE
94	Chris Jones	DT
95	Chandler Jones	DE
96	Andre Carter	DE
99	Michael Buchanan	DL

## PRACTICE SQUAD

#	NAME	POS
35	Cierre Wood	RB
36	Kanorris Davis	S
41	Justin Green	DB
53	Ja'Gared Davis	LB
65	Jordan Devey	T
68	Braxton Cave	OL
69	R.J. Dill	OL
98	Marcus Forston	DL

## RESERVE/INJURED LIST

#	NAME	POS
24	Adrian Wilson	S
51	Jerod Mayo	LB
66	Markus Zusevics	OL
67	Cory Grissom	DL
75	Vince Wilfork	DL
76	Sebastian Volmer	T
84	TJ Moe	WR
87	Rob Gronkowski	TE
93	Tommy Kelly	DL

## RESERVE/N.F.I. LIST

#	NAME	POS
13	Mark Harrison	WR
97	Armond Armstead	DL

## HEAD COACH: BILL BELICHICK

**ASSISTANTS:** Josh Boyer, Cornerbacks; Moses Cabrera, Assistant Strength and Conditioning; Brian Daboll, offensive assistant, Ivan Fears, Running Backs; Brian Flores, Safeties; George Godsey, Tight Ends; Patrick Graham, Defensive Line; Pepper Johnson, Linebackers; Joe Judge, Asst. Special Teams; Josh McDaniels, Offensive Coordinator/Quarterbacks; Harold Nash, Head Strength and Conditioning; Scott O'Brien, Special Teams; Chad O'Shea, Receivers; Matt Patricia, Defensive Coordinator; Dante Scarnecchia, Assistant Head Coach/Offensive Line



# 2013 NUMERICAL ROSTER

December 10, 2013

3	Stephen Gostkowski	K	6-1	215	29	8	Memphis	D4b-06
6	Ryan Allen	P	6-2	215	23	R	Louisiana Tech	FA-13
10	Austin Collie	WR	6-0	204	28	5	Brigham Young	FA-13
11	Julian Edelman	WR	5-10	198	27	5	Kent State	D7a-09
12	Tom Brady	QB	6-4	225	36	14	Michigan	D6b-00
15	Ryan Mallett	QB	6-6	245	25	3	Arkansas	D3b-11
17	Aaron Dobson	WR	6-3	200	22	R	Marshall	D2b-13
18	Matthew Slater	WR	6-0	210	28	6	UCLA	D5-08
22	Stevan Ridley	RB	5-11	220	24	3	Louisiana State	D3a-11
23	Marquice Cole	CB	5-10	195	30	5	Northwestern	FA-12
25	Kyle Arrington	CB	5-10	190	27	5	Hofstra	FA-09
26	Logan Ryan	CB	5-11	195	22	R	Rutgers	D3a-13
27	Tavon Wilson	DB	6-0	215	23	2	Illinois	D2-12
28	Steve Gregory	S	5-11	200	30	8	Syracuse	UFA(SD)-12
29	LeGarrette Blount	RB	6-0	250	27	4	Oregon	TR(TB)-13
30	Duron Harmon	DB	6-1	205	22	R	Rutgers	D3b-13
31	Aqib Talib	CB	6-1	205	27	6	Kansas	TR(TB)-12
32	Devin McCourty	DB	5-10	195	26	4	Rutgers	D1-10
34	Shane Vereen	RB	5-10	205	24	3	California	D2b-11
37	Alfonzo Dennard	CB	5-10	200	24	2	Nebraska	D7a-12
38	Brandon Bolden	RB	5-11	220	23	2	Mississippi	FA-12
43	Nate Ebner	DB	6-0	210	24	2	Ohio State	D6-12
46	James Develin	FB	6-3	255	25	1	Brown	FA-12
47	Michael Hoomanawanui	TE	6-4	260	25	4	Illinois	FA-12
48	Danny Aiken	LS	6-4	255	25	3	Virginia	CW(BUF)-11
50	Rob Ninkovich	DL	6-2	260	29	8	Purdue	FA-09
52	Dane Fletcher	LB	6-2	245	27	4	Montana State	FA-10
54	Dont'a Hightower	LB	6-3	270	23	2	Alabama	D1b-12
55	Brandon Spikes	LB	6-2	255	26	4	Florida	D2c-10
58	Steve Beauharnais	LB	6-2	230	23	R	Rutgers	D7b-13
59	Chris White	LB	6-3	238	24	3	Mississippi State	CW(DET)-13
61	Marcus Cannon	OL	6-5	335	25	3	Texas Christian	D5a-11
62	Ryan Wendell	OL	6-2	300	27	5	Fresno State	FA-08
63	Dan Connolly	OL	6-4	305	31	8	Southeast Missouri St.	FA-08
64	Chris Barker	OL	6-2	310	23	R	Nevada	CW(MIA)-13
67	Josh Kline	OL	6-3	295	23	R	Kent State	FA-13
70	Logan Mankins	G	6-4	308	31	9	Fresno State	D1-05
71	Sealver Siliga	DT	6-2	325	23	2	Utah	FA-13
72	Joe Vellano	DL	6-2	300	25	R	Maryland	FA-13
74	Will Svitek	OL	6-6	310	31	8	Stanford	FA-13
77	Nate Solder	T	6-8	320	25	3	Colorado	D1-11
80	Danny Amendola	WR	5-11	195	28	5	Texas Tech	UFA(STL)-13
82	Josh Boyce	WR	5-11	205	22	R	Texas Christian	D4-13
85	Kenbrell Thompkins	WR	6-1	195	25	R	Cincinnati	FA-13
86	D.J. Williams	TE	6-2	245	25	3	Arkansas	FA-13
88	Matthew Mulligan	TE	6-4	267	28	5	Maine	FA-13
90	Isaac Sopoaga	DT	6-2	330	32	10	Hawaii	TR(PHI)-13
91	Jamie Collins	LB	6-3	250	24	R	Southern Mississippi	D2a-13
92	Jake Bequette	DE	6-5	265	24	2	Arkansas	D3-12
94	Chris Jones	DT	6-1	309	23	R	Bowling Green	CW(TB)-13
95	Chandler Jones	DE	6-5	265	23	2	Syracuse	D1a-12
96	Andre Carter	DE	6-4	260	34	13	California	FA-13
99	Michael Buchanan	DL	6-6	255	22	R	Illinois	D7a-13

## PRACTICE SQUAD

#	NAME	POS	HT	WT	AGE	YR	COLLEGE	ACQ.
35	Cierre Wood	RB	5-11	215	22	R	Notre Dame	FA-13
36	Kanorris Davis	S	5-10	207	23	R	Troy	FA-13
41	Justin Green	DB	5-11	195	22	R	Illinois	FA-13
53	Ja'Gared Davis	LB	6-0	238	23	R	Southern Methodist	CW(HOU)-13
65	Jordan Devey	T	6-6	317	25	R	Memphis	FA-13
68	Braxton Cave	OL	6-3	305	24	R	Notre Dame	Fa-13
69	R.J. Dill	OL	6-6	316	23	R	Rutgers	FA-13
98	Marcus Forston	DL	6-3	305	24	1	Miami (Fla.)	FA-12

## RESERVE/INJURED LIST

#	NAME	POS	HT	WT	AGE	YR	COLLEGE	(IR date)
24	Adrian Wilson	S	6-3	230	34	13	North Carolina State	(8/31/13)
51	Jerod Mayo	LB	6-1	250	27	6	Tennessee	(10/16/13)
66	Markus Zusevics	OL	6-5	300	24	2	Iowa	(8/26/13)
67	Cory Grissom	DT	6-2	316	23	R	South Florida	(8/26/13)
75	Vince Wilfork	DL	6-2	325	32	10	Miami (Fla.)	(10/3/13)
76	Sebastian Vollmer	T	6-8	320	29	5	Houston	(10/29/13)
84	TJ Moe	WR	6-0	200	23	R	Missouri	(6/3/13)
87	Rob Gronkowski	TE	6-6	265	24	4	Arizona	(12/09/13)
93	Tommy Kelly	DL	6-6	310	32	10	Mississippi State	(11/2/13)

## RESERVE/N.F.I. LIST

#	NAME	POS	HT	WT	AGE	YR	COLLEGE	DATE
97	Armond Armstead	DL	6-5	305	23	1	Southern California	(8/26/13)
13	Mark Harrison	WR	6-3	230	22	R	Rutgers	(8/26/13)





# 2013 POSITIONAL ROSTER

December 10, 2013								
DEFENSE (25)								
#	NAME	POS	HT	WT	BORN	YR	COLLEGE	H.S. HOMETOWN
DEFENSIVE LINE (9)								
92	Bequette, Jake	DE	6-5	265	2/21/1989	2	Arkansas	Little Rock, Ark.
99	Buchanan, Michael	DL	6-6	255	1/24/1991	R	Illinois	Homewood, Ill.
96	Carter, Andre	DE	6-4	260	5/12/1979	13	California	San Jose, Calif.
95	Jones, Chandler	DE	6-5	265	2/27/1990	2	Syracuse	Endicott, N.Y.
94	Jones, Chris	DT	6-1	309	7/12/1990	R	Bowling Green	Brownsburg, Ind.
50	Ninkovich, Rob	DL	6-2	260	2/1/1984	8	Purdue	Blue Island, Ill.
71	Siliga, Sealver	DT	6-2	325	4/26/1990	2	Utah	West Jordan, Utah
90	Sopoaga, Isaac	DT	6-2	330	9/4/1981	10	Hawaii	Pago Pago, American Samoa
72	Vellano, Joe	DL	6-2	300	10/30/1988	R	Maryland	Rexford, N.Y.
LINEBACKER (6)								
58	Beauharnais, Steve	LB	6-2	230	5/2/1990	R	Rutgers	Saddle Brook, N.J.
91	Collins, Jamie	LB	6-3	250	10/20/1989	R	Southern Mississippi	McCall Creek, Miss.
52	Fletcher, Dane	LB	6-2	245	9/14/1986	4	Montana State	Bozeman, Mont.
54	Hightower, Dont'a	LB	6-3	270	3/12/1990	2	Alabama	Lewisburg, Tenn.
55	Spikes, Brandon	LB	6-2	255	9/3/1987	4	Florida	Shelby, N.C.
59	White, Chris	LB	6-3	238	1/15/1989	3	Mississippi State	Vanceleave, Miss.
DEFENSIVE BACK (10)								
25	Arrington, Kyle	CB	5-10	190	8/12/1986	5	Hofstra	Accokeek, Md.
23	Cole, Marquice	CB	5-10	195	11/13/1983	5	Northwesternb	Hazel Crest, Ill.
37	Dennard, Alfonzo	CB	5-10	200	9/9/1989	2	Nebraska	Rochelle, Ga.
43	Ebner, Nate	DB	6-0	210	12/14/1988	2	Ohio State	Dublin, Ohio
28	Gregory, Steve	S	5-11	200	1/8/1983	8	Syracuse	Staten Island, N.Y.
30	Harmon., Duron	DB	6-1	205	1/24/1991	R	Rutgers	Magnolia, Del.
32	McCourty, Devin	DB	5-10	195	8/13/1987	4	Rutgers	Montvale, N.J.
26	Ryan, Logan	CB	5-11	195	2/9/1991	R	Rutgers	Voorhees, N.J.
31	Talib, Aqib	CB	6-1	205	2/13/1986	6	Kansas	Richardson, Texas
27	Wilson, Tavon	DB	6-0	215	3/19/1990	2	Illinois	Washington, D.C.
OFFENSE (25)								
#	NAME	POS	HT	WT	BORN	YR	COLLEGE	H.S. HOMETOWN
OFFENSIVE LINE (8)								
64	Barker, Chris	OL	6-2	310	8/3/1990	R	Nevada	Etiwanda, Calif.
61	Cannon, Marcus	OL	6-5	335	5/6/1988	3	Texas Christian	Odessa, Texas
63	Connolly, Dan	OL	6-4	305	9/2/1982	8	Southeast Missouri St.	St. Louis, Mo.
67	Kline, Josh	OL	6-3	295	12/29/1989	R	Kent State	Mason, Ohio
70	Mankins, Logan	G	6-4	308	3/10/1982	9	Fresno State	Catheys Valley, Calif.
77	Solder, Nate	T	6-8	320	4/12/1988	3	Colorado	Buena Vista, Co.
74	Svitek, Will	OL	6-6	310	1/8/1992	8	Stanford	Newbury Park, Calif.
62	Wendell, Ryan	OL	6-2	300	3/4/1986	5	Fresno State	Diamond Bar, Calif.
QUARTERBACK (2)								
12	Brady, Tom	QB	6-4	225	8/3/1977	14	Michigan	San Mateo, Calif.
15	Mallett, Ryan	QB	6-6	245	6/5/1988	3	Arkansas	Texarkana, Texas
WIDE RECEIVER (7)								
80	Amendola, Danny	WR	5-11	195	11/2/1985	5	Texas Tech	The Woodlands, Texas
82	Boyce, Josh	WR	5-11	205	5/6/1991	R	Texas Christian	Copperas Cove, Texas
10	Collie, Austin	WR	6-0	204	11/11/1985	5	Brigham Young	El Dorado Hills, Calif.
17	Dobson, Aaron	WR	6-3	200	7/23/1991	R	Marshall	Dunbar, W.V.
11	Edelman, Julian	WR	5-10	198	5/22/1986	5	Kent State	Redwood City, Calif.
18	Slater, Matthew	WR	6-0	210	9/9/1985	6	UCLA	Anaheim, Calif.
85	Thompkins, Kenbrell	WR	6-1	195	7/29/1988	R	Cincinnati	Miami, Fla.
RUNNING BACK (5)								
29	Blount, LeGarrette	RB	6-0	250	12/5/1986	4	Oregon	Perry, Fla.
38	Bolden, Brandon	RB	5-11	220	1/26/1990	2	Mississippi	Baton Rouge, La.
46	Develin, James	FB	6-3	255	7/23/1988	1	Brown	Gilbertsville, Pa.
22	Ridley, Stevan	RB	5-11	220	1/27/1989	3	Louisiana State	Natchez, Miss.
34	Vereen, Shane	RB	5-10	205	5/2/1989	3	California	Valencia, Calif.
TIGHT END (3)								
47	Hoomanawanui, Michael	TE	6-4	260	7/4/1988	4	Illinois	Bloomington, Ill.
88	Mulligan, Matthew	TE	6-4	267	1/18/1985	5	Maine	Enfield, Maine
86	Williams, D.J.	TE	6-2	245	9/10/1988	3	Arkansas	Little Rock, Ark.
SPECIALISTS (3)								
#	NAME	POS	HT	WT	BORN	YR	COLLEGE	H.S. HOMETOWN
SPECIALISTS (3)								
48	Aiken, Danny	LS	6-4	255	8/28/1988	3	Virginia	Roanoke, Va.
6	Allen, Ryan	P	6-2	215	2/28/1990	R	Louisiana Tech	Salem, Ore.
3	Gostkowski, Stephen	K	6-1	215	1/28/1984	8	Memphis	Madison, Miss.
RESERVE/INJURED (9)								
#	NAME	POS	HT	WT	BORN	YR	COLLEGE	H.S. HOMETOWN
RESERVE/INJURED (9)								
67	Grissom, Cory	DL	6-2	316	6/9/1990	R	South Florida	LaGrange, Ga.
87	Gronkowski, Rob	TE	6-6	265	5/14/1989	4	Arizona	Pittsburgh, Pa.
93	Kelly, Tommy	DL	6-6	310	12/27/1980	10	Mississippi State	Jackson, Miss.
51	Mayo, Jerod	LB	6-1	250	2/23/1986	6	Tennessee	Hampton, Va.
84	Moe, TJ	WR	6-0	200	10/14/1990	R	Missouri	O'Fallon, Mo.
76	Vollmer, Sebastian	T	6-8	320	7/10/1984	5	Houston	Kaarst, Germany
75	Wilfork, Vince	DL	6-2	325	11/4/1981	10	Miami (Fla.)	Boynton Beach, Fla.
24	Wilson, Adrian	S	6-3	230	10/12/1979	13	North Carolina State	High Point, N.C.
66	Zusevics, Markus	OL	6-5	300	4/25/1989	2	Iowa	Arlington Heights, Ill.
RESERVE/N.F.I. LIST (2)								
#	NAME	POS	HT	WT	BORN	YR	COLLEGE	H.S. HOMETOWN
RESERVE/N.F.I. (2)								
97	Armstead, Armond	DL	6-5	305	8/3/1990	1	Southern California	Elk Grove, Calif.
13	Harrison, Mark	WR	6-3	230	12/11/1990	R	Rutgers	Stratford, Conn.



# How The Patriots Were Built

UPDATED: December 10, 2013

<u>YEAR</u>	<u>DRAFTEES (25)</u>	<u>VETERAN FREE AGENTS (12)</u>	<u>WAIVERS (4) / TRADES (3)</u>	<u>ROOKIE AND FIRST-YEAR FREE AGENTS (9)</u>
2000	Tom Brady (6b)			
2005	Logan Mankins (1)			
2006	Stephen Gostkowski (4b)			
2008	Matthew Slater (5)	Dan Connolly (fa)(JAX)		Ryan Wendell (fa)
2009	Julian Edelman (7a)	Rob Ninkovich (5)(NO)		Kyle Arrington (fa) (PHI)
2010	Devin McCourty (1) Brandon Spikes (2c)			Dane Fletcher (fa)
2011	Nate Solder (1) Shane Vereen (2b) Stevan Ridley (3a) Ryan Mallett (3b) Marcus Cannon (5a)		Danny Aiken (fa) CW (BUF)	
2012	Chandler Jones (1a) Dont'a Hightower (1b) Tavon Wilson (2) Jake Bequette (3) Nate Ebner (6) Alfonzo Dennard (7a)	Marquice Cole (fa)(OAK) Steve Gregory (fa)(SD) Michael Hoomanawanui (5)(STL)	Aqib Talib (1) (tr-TB)	Brandon Bolden (fa) James Develin (fa) (CIN)
2013	Jamie Collins (2a) Aaron Dobson (2b) Logan Ryan (3a) Duron Harmon (3b) Josh Boyce (4) Michael Buchanan (7a) Steve Beauharnais (7b)	Danny Amendola (fa)(DAL) Andre Carter (1)(SF) Austin Collie (4)(IND) Matthew Mulligan (fa)(MIA) Sealver Siliga (fa)(SF) Will Svitek (6)(KC) D.J. Williams (5)(GB)	LeGarrette Blount (fa) (tr-TB) Chris Barker (fa) CW (MIA) Chris Jones (6) (HOU) CW (TB) Isaac Sopoaga (4) (SF) (tr-PHI) Chris White (4) (BUF) CW (DET)	Ryan Allen (fa) Josh Kline (fa) Kenbrell Thompkins (fa) Joe Vellano (fa)
<b>NOTE:</b> Team in parenthesis is the player's prior team (#) – indicates round drafted  (fa) – indicates non-drafted free agents		<u>Reserve/Iniured (9)</u> Cory Grissom (fa) Rob Gronkowski (2a) Tommy Kelly (fa) Jerod Mayo (1) TJ Moe (fa) Sebastian Vollmer (2d) Vince Wilfork (1a) Adrian Wilson (3)(ARI) Markus Zusevics (fa)		<u>Reserve/N.F.I List 2)</u> Armond Armstead (fa) Mark Harrison (fa)



# 2013 TRANSACTIONS

UPDATED: December 10, 2013

JANUARY, 2013

1/24/2013	Benard, Marcus	Signed a future contract
1/24/2013	Develin, James	Signed a future contract
1/24/2013	Ebert, Jeremy	Signed a future contract
1/24/2013	Holmes, Andre	Signed a future contract
1/24/2013	Kafka, Mike	Signed a future contract
1/24/2013	Robertson, Tracy	Signed a future contract
1/24/2013	Tarpinian, Jeff	Signed a future contract

FEBRUARY, 2013

2/1/2013	Armstead, Armond	Signed
2/19/2013	Vega, Jason	Signed

MARCH, 2013

3/4/2013	Hix, Kyle	Released
3/4/2013	Larsen, Spencer	Released
3/14/2013	Amendola, Danny	Signed
3/14/2013	Washington, Leon	Signed
3/15/2013	Jones, Donald	Signed
3/16/2013	Arrington, Kyle	Re-signed
3/16/2013	Talib, Aqib	Re-signed
3/16/2013	Wilson, Adrian	Signed
3/16/2013	Lloyd, Brandon	Released
3/18/2013	Svitek, Will	Signed
3/18/2013	Fiammetta, Tony	Reinstated to the 53-man roster
3/20/2013	Cole, Marquice	Re-signed
3/20/2013	Koutouvides, Niko	Re-signed
3/26/2013	Vollmer, Sebastian	Re-signed
3/28/2013	Jenkins, Michael	Signed
3/28/2013	White, Shun	Released from Military/Reserve

APRIL, 2013

4/10/2013	Kelly, Tommy	Signed
4/11/2013	Edelman, Julian	Re-signed
4/15/2013	Hoomanawanui, M.	Re-signed
4/18/2013	Pryor, Myron	Released
4/26/2013	Collins, Jamie	Drafted
4/26/2013	Dobson, Aaron	Drafted
4/26/2013	Ryan, Logan	Drafted
4/26/2013	Harmon, Duron	Drafted
4/27/2013	Boyce, Josh	Drafted
4/27/2013	Buchanan, Michael	Drafted
4/27/2013	Beauharnais, Steve	Drafted
4/27/2013	Blount, LeGarrette	Acquired via trade (TB)
4/27/2013	Demps, Jeff	Traded to Tampa Bay
4/29/2013	Ebert, Jeremy	Released
4/29/2013	Fiammetta, Tony	Released
4/29/2013	Herman, Brad	Released
4/29/2013	Robertson, Tracy	Released
4/29/2013	Williams, Malcolm	Released

MAY, 2013

5/3/2013	Allen, Ryan	Signed
5/3/2013	Bartholomew, Ben	Signed
5/3/2013	Cherrington, Dewayne	Signed
5/3/2013	Davis, Kanorris	Signed
5/3/2013	Fisher, Elvis	Signed
5/3/2013	Ford, Brandon	Signed
5/3/2013	Grissom, Cory	Signed
5/3/2013	Hines, Quentin	Signed
5/3/2013	Jones, Brandon	Signed
5/3/2013	Kline, Josh	Signed
5/3/2013	McDonald, Chris	Signed
5/3/2013	Moe, TJ	Signed
5/3/2013	Morris, Stephon	Signed
5/3/2013	Sluss, Ian	Signed
5/3/2013	Stankiewitch, Matt	Signed
5/3/2013	Sudfeld, Zach	Signed
5/3/2013	Thompkins, Kenbrell	Signed
5/3/2013	Vellano, Joe	Signed
5/3/2013	Zupancic, Mike	Signed
5/6/2013	Hines, Quentin	Released
5/6/2013	Sluss, Ian	Released
5/7/2013	Shavers, Akeem	Claimed off Waivers (TB)
5/9/2013	Hawkins, Lavelle	Signed
5/13/2013	Green, Tyronne	Signed
5/13/2013	Mattes, R.J.	Signed
5/13/2013	Deaderick, Brandon	Released
5/13/2013	Holmes, Andre	Released
5/14/2013	Harmon, Duron	Signed/Draft Choice
5/15/2013	Love, Kyle	Released
5/16/2013	Ryan, Logan	Signed/Draft Choice
5/17/2013	Collins, Jamie	Signed/Draft Choice
5/17/2013	Beauharnais, Steve	Signed/Draft Choice
5/20/2013	Harrison, Mark	Signed
5/20/2013	Ruffer, David	Signed

MAY, 2013 (continued)

5/22/2013	Haslam, Kevin	Claimed off Waivers (SD)
5/22/2013	Mattes, R.J.	Released
5/28/2013	Boyce, Josh	Signed/Draft Choice
5/28/2013	Buchanan, Michael	Signed/Draft Choice
5/31/2013	Green, Tyronne	Released
5/31/2013	Moe, TJ	Released

JUNE, 2013

6/3/2013	Mattes, R.J.	Signed
6/3/2013	Moe, TJ	Placed on Reserve/Injured
6/5/2013	Shavers, Akeem	Released
6/6/2013	Edds, A.J.	Signed
6/10/2013	Cherrington, Dewayne	Released
6/10/2013	Kafka, Mike	Released
6/11/2013	Tebow, Tim	Signed
6/14/2013	Ruffer, David	Released
6/17/2013	Winn, George	Signed
6/20/2013	Dobson, Aaron	Signed/Draft Choice
6/26/2013	Hernandez, Aaron	Released

JULY, 2013

7/19/2013	Jones, Donald	Released
7/19/2013	Ashford, Perez	Signed
7/19/2013	Sims, Quentin	Signed
7/21/2013	Green, Justin	Signed
7/22/2013	White, Anthony Rashad	Signed
7/25/2013	Stankiewitch, Matt	Released
7/25/2013	Green, Tyronne	Signed
7/31/2013	Ashford, Perez	Released
7/31/2013	Hawkins, Lavelle	Released
7/31/2013	McDonald, Nick	Released

AUGUST, 2013

8/1/2013	Chappelear, Tarvis	Signed
8/1/2013	Haggerty, Johnathan	Signed
8/1/2013	Tuinei, Lavasier	Signed
8/1/2013	Vallone, Scott	Signed
8/1/2013	Morris, Stephon	Released
8/2/2013	Patterson, Luke	Signed
8/2/2013	Schwab, Brice	Signed
8/2/2013	Chappelear, Tarvis	Released
8/2/2013	Zupancic, Mike	Released
8/3/2013	Fisher, Elvis	Released
8/3/2013	Tuinei, Lavasier	Released
8/5/2013	Stankiewitch, Matt	Signed
8/5/2013	Zupancic, Mike	Signed
8/12/2013	Lewis, LeQuan	Signed
8/12/2013	Ford, Brandon	Released
8/13/2013	Landi, Evan	Signed
8/13/2013	Vega, Jason	Released
8/15/2013	Green, Tyronne	Placed on Reserve/Injured
8/15/2013	Haslam, Kevin	Released
8/15/2013	Jenkins, Michael	Released
8/19/2013	Edds, A.J.	Released
8/19/2013	Mattes, R.J.	Released
8/19/2013	Vallone, Scott	Released
8/26/2013	Morris, Stephon	Signed
8/26/2013	Vallone, Scott	Signed
8/26/2013	Grissom, Cory	Placed on Reserve/Injured
8/26/2013	Zusevics, Markus	Placed on Reserve/Injured
8/26/2013	Armstead, Armond	Placed on Reserve/NFI List
8/26/2013	Harrison, Mark	Placed on Reserve/NFI List
8/26/2013	Aiken, Kamar	Released
8/26/2013	Jones, Brandon	Released
8/26/2013	Koutouvides, Niko	Released
8/26/2013	Lewis, LeQuan	Released
8/26/2013	Zupancic, Mike	Released
8/27/2013	Landi, Evan	Released
8/27/2013	White, Anthony Rashad	Released
8/28/2013	Peña, Gilbert	Claimed off Waivers (GB)
8/28/2013	Schwab, Brice	Released
8/28/2013	Davis, Ja'Gared	Claimed off Waivers (HOU)
8/28/2013	Dowling, Ras-I	Released
8/30/2013	Bartholomew, Ben	Released
8/30/2013	Ballard, Jake	Released
8/30/2013	Benard, Marcus	Released
8/30/2013	Fells, Daniel	Released
8/30/2013	Haggerty, Johnathan	Released
8/30/2013	Patterson, Luke	Released
8/30/2013	Peña, Gilbert	Released
8/30/2013	Rivera, Mike	Released
8/30/2013	Stankiewitch, Matt	Released
8/30/2013	Vallone, Scott	Released
8/31/2013	Wilson, Adrian	Placed on Resevve/Injured
8/31/2013	Cunningham, Jermaine	Released



# 2013 TRANSACTIONS

## August, 2013 (continued)

8/31/2013	Davis, Ja'Gared	Released
8/31/2013	Davis, Kanorris	Released
8/31/2013	Forston, Marcus	Released
8/31/2013	Francis, Justin	Released
8/31/2013	Green, Justin	Released
8/31/2013	McDonald, Chris	Released
8/31/2013	Mesko, Zoltan	Released
8/31/2013	Morris, Stephon	Released
8/31/2013	Sims, Quentin	Released
8/31/2013	Tarpinian, Jeff	Released
8/31/2013	Tebow, Tim	Released
8/31/2013	Winn, George	Released

## SEPTEMBER, 2013

9/1/2013	Barker, Chris	Claimed off Waivers (MIA)
9/1/2013	Cave, Braxston	Claimed off Waivers (CLE)
9/1/2013	Francis, A.J.	Claimed off Waivers (MIA)
9/1/2013	White, Chris	Claimed off Waivers (DET)
9/1/2013	Cole, Marquice	Released
9/1/2013	Washington, Leon	Released
9/1/2013	Davis, Kanorris	Signed to the practice squad
9/1/2013	Davis Ja'Gared	Signed to the practice squad
9/1/2013	Forston, Marcus	Signed to the practice squad
9/1/2013	Green, Justin	Signed to the practice squad
9/1/2013	Tarpinian, Jeff	Signed to the practice squad
9/2/2013	Cole, Marquice	Signed
9/2/2013	Kline, Josh	Released
9/2/2013	Sims, Quentin	Signed to the practice squad
9/2/2013	Develin, James	Released
9/3/2013	Mulligan, Matthew	Signed
9/3/2013	Devey, Jordan	Signed to the practice squad
9/3/2013	Dill, R.J.	Signed to the practice squad
9/4/2013	Kline, Josh	Signed to the practice squad
9/4/2013	Tarpinian, Jeff	Released from the practice squad
9/5/2013	Cave, Braxston	Released
9/5/2013	Mulligan, Matthew	Released
9/6/2013	Develin, James	Signed
9/7/2013	Kline, Josh	Signed from the practice squad
9/7/2013	Washington, Leon	Signed
9/7/2013	Cave, Braxston	Signed to the practice squad
9/7/2013	Francis, A.J.	Released
9/10/2013	Vereen, Shane	Placed on Reserve/Injured (designated to return)
9/10/2013	Mulligan, Matthew	Signed
9/10/2013	Francis, A.J.	Signed to the practice squad
9/10/2013	Sims, Quentin	Released from the practice squad
9/11/2013	Jones, Chris	Claimed iff Waivers (TB)
9/11/2013	Kline, Josh	Released
9/13/2013	Kline, Josh	Signed to the practice squad
9/13/2013	Dill, R.J.	Released from the practice squad
9/27/2013	Cole, Marquice	Released
9/28/2013	Davis, Kanorris	Signed from the practice squad
9/30/2013	Davis, Kanorris	Released

## OCTOBER, 2013

10/1/2013	Cole, Marquice	Signed
10/2/2013	Davis, Kanorris	Signed to the practice squad
10/3/2013	Wilfork, Vince	Placed on Reserve/Injured
10/3/2013	Collie, Austin	Signed
10/3/2013	Sudfeld, Zach	Released
10/4/2013	Cole, Marquice	Released
10/5/2013	Davis, Ja'Gared	Signed ffrom the practice squad
10/5/2013	Davis, Kanorris	Signed from the practice squad
10/7/2013	Cole, Marquice	Signed
10/7/2013	Davis, Ja'Gared	Released
10/7/2013	Davis, Kanorris	Released
10/9/2013	Neblett, Andre	Signed
10/9/2013	Davis, Ja'Gared	Signed to the practice squad
10/9/2013	Davis, Kanorris	Signed to the practice squad
10/12/2013	Forston, Marcus	Signed from the practice squad
10/12/2013	Neblett, Andre	Released
10/16/2013	Neblett, Andre	Signed
10/16/2013	Howard, Travis	Signed to the practice squad
10/16/2013	Mayo, Jerod	Placed on Reserve/Injured
10/21/2013	Neblett, Andre	Released
10/23/2013	Carter, Andre	Signed
10/23/2013	Siliga, Sealver	Signed to the practice squad
10/23/2013	Howard, Travis	Released from the practice squad
10/29/2013	Sopoaga, Isaac	Acquired via Trade (PHI)
10/29/2013	Vollmer, Sebastian	Placed on Reserve/Injured

## NOVEMBER, 2013

11/2/2013	Kelly, Tommy	Placed on Reserve/Injured
11/2/2013	Kline, Josh	Signed from the practice squad
11/5/2013	Williams, LaQuan	Signed
11/5/2013	Wood, Cierre	Signed to the practice squad

## NOVEMBER, 2013 (continued)

11/5/2013	Collie Austin	Released
11/15/2013	Williams, LaQuan	Released
11/18/2013	Vereen, Shane	Activated to the 53-man Roster
11/23/2013	Green, Justin	Signed from the practice squad
11/23/2013	Washington, Leon	Released
11/26/2013	Forston, Marcus	Released
11/26/2013	Green, Justin	Released
11/27/2013	Siliga, Sealver	Signed from the practice squad
11/27/2013	Williams, D.J.	Signed
11/27/2013	Ford, Patrick	Signed to the practice squad
11/28/2013	Green, Justin	Signed to the practice squad
11/28/2013	Forston, Marcus	Signed to the practice squad

## DECEMBER, 2013

12/2/2013	Dill, R.J.	Signed to the practice squad
12/3/2013	Ford, Patrick	Released from the practice squad
12/4/2013	Williams, D.J.	Released
12/5/2013	Collie, Austin	Signed
12/9/2013	Williams, D.J.	Signed
12/9/2013	Gronkowski, Rob	Placed on Reserve/Injured





# UNOFFICIAL DEPTH CHART

Unofficial depth chart compiled by Patriots media relations, December 10, 2013

## OFFENSE

<b>WR:</b>	80 Danny Amendola	85 <a href="#">Kenbrell Thompkins</a>	18 Matthew Slater	82 <a href="#">Josh Boyce</a>
<b>LT:</b>	77 Nate Solder	74 Will Svitek		
<b>LG:</b>	70 Logan Mankins	67 <a href="#">Josh Kline</a>		
<b>C:</b>	62 Ryan Wendell	64 <a href="#">Chris Barker</a>		
<b>RG:</b>	63 Dan Connolly	67 <a href="#">Josh Kline</a>		
<b>RT:</b>	61 Marcus Cannon	74 Will Svitek		
<b>TE:</b>	47 Michael Hoomanawanui	88 Matthew Mulligan	86 D.J. Williams	
<b>WR:</b>	11 Julian Edelman	17 <a href="#">Aaron Dobson</a>	10 Austin Collie	
<b>QB:</b>	12 Tom Brady	15 Ryan Mallett		
<b>RB:</b>	22 Stevan Ridley	38 Brandon Bolden	46 James Develin	
<b>RB:</b>	34 Shane Vereen	29 LeGarrette Blount		

## DEFENSE

<b>LE:</b>	50 Rob Ninkovich	92 Jake Bequette	99 <a href="#">Michael Buchanan</a>
<b>DT:</b>	72 <a href="#">Joe Vellano</a>	90 Isaac Sopoaga	
<b>DT:</b>	94 <a href="#">Chris Jones</a>	71 Sealver Siliga	
<b>RE:</b>	95 Chandler Jones	96 Andre Carter	
<b>LB:</b>	91 <a href="#">Jamie Collins</a>	52 Dane Fletcher	58 <a href="#">Steve Beauharnais</a>
<b>LB:</b>	55 Brandon Spikes	59 Chris White	
<b>LB:</b>	54 Dont'a Hightower	52 Dane Fletcher	
<b>LCB:</b>	31 Aqib Talib	23 Marquice Cole	26 <a href="#">Logan Ryan</a>
<b>RCB:</b>	37 Alfonzo Dennard	25 Kyle Arrington	
<b>S:</b>	28 Steve Gregory	30 <a href="#">Duron Harmon</a>	
<b>S:</b>	32 Devin McCourty	27 Tavon Wilson	43 Nate Ebner

## SPECIAL TEAMS

<b>K:</b>	3 Stephen Gostkowski
<b>P:</b>	6 <a href="#">Ryan Allen</a>
<b>H:</b>	6 <a href="#">Ryan Allen</a>
<b>PR:</b>	11 Julian Edelman
<b>KR:</b>	82 <a href="#">Josh Boyce</a> 18 Matthew Slater
<b>LS:</b>	48 Danny Aiken

## PRONUNCIATION GUIDE

Danny Amendola	am-men-DOLE-uh	Stevan Ridley	STEE-ven
Jake Bequette	BECK-it	Sealver Siliga	SIL-ver SEE-Ling-gah
Steve Beauharnais	bo-HARR-ness	Nate Solder	SOLD-er
LeGarrette Blount	LUH-garrett blunt	Isaac Sopoaga	SOAP-oh-ahh-gah
Marquice Cole	mar-KWEECE	Will Svitek	SVEE-teck
Alfonzo Dennard	DENN-erd	Aqib Talib	UH-keeb Tuh-leeb
Stephen Gostkowski	gust-OW-ski	Ryan Wendell	when-DELL
Dont'a Hightower	don-TAY	Tavon Wilson	TAY-von
Michael Hoomanawanui	HO-oh-mah-nah-wah-noo-wee		