

HOUSTON TEXANS WEEKLY RELEASE

GAME 12

Houston Texans (2-9) vs. New England Patriots (8-3)
Sunday, Dec. 1, 2013 • Noon CT • Reliant Stadium (71,054) • Houston, Texas

TEXANS TAKE ON PATRIOTS SUNDAY AT RELIANT STADIUM



The **Houston Texans** (2-9) take on the **New England Patriots** (8-3) at noon CT on Sunday at Reliant Stadium.

Sunday will mark the third meeting between the teams in less than a calendar year. New England claimed a pair of wins at Gillette Stadium in the previous two games, 42-14 in Week 14 and 41-28 in the AFC Divisional Playoffs on Jan. 13. The Texans will play host to the Patriots for the first time since clinching the first winning season in franchise history with a 34-27 victory at Reliant Stadium in the 2009 season finale.



Houston's last five losses have come by a combined 19 points, including a 13-6 setback against Jacksonville last Sunday at Reliant. The Texans' top-ranked defense gave up its fewest points of the season and recorded four sacks against the Jaguars. DE **J.J. Watt** recorded a sack for the fifth straight game, blocked his second field goal of the season, had two tackles for loss and five quarterback hits in the loss. ILB **Darryl Sharpton** recorded his third game in a row of 15 tackles or more.

The Texans are holding opponents to league-lows of 290.4 yards per game of offense and 171.8 passing yards per game. Watt leads the NFL with 17 tackles for loss and 35 quarterback hits, and leads the Texans with 93 tackles, 9.5 sacks, three forced fumbles, two fumble recoveries and two blocked field goals. Sharpton ranks second on the team with 92 tackles and has totaled 49 tackles in his last three games.

The Texans' 11th-ranked offense is producing 363.5 yards per game. WR **Andre Johnson** leads the offense with 74 receptions (tied for third in the NFL) and 1,002 yards receiving (fourth in the NFL). QB **Case Keenum** has completed 88-of-162 passes for 1,161 yards, eight touchdowns, two interceptions and an 89.6 passer rating in his five starts. RB **Ben Tate** leads the Texans and ranks eighth in the AFC with 543 yards rushing. Rookie RB **Dennis Johnson** rushed for a career-high 74 yards on 13 carries last Sunday against Jacksonville, the most by a Texans rookie since **Arian Foster** ran for 119 yards against the Patriots in the 2009 season finale.

The Patriots dug their way out of a 24-0 hole at halftime to come away with a 34-31 overtime win at home last Sunday against Denver. QB **Tom Brady** leads the NFL's ninth-ranked offense (370.9 yards per game) with 17 touchdown passes. New England's defense is ranked 21st in the league (360.1 yards per game), but has forced the second-most turnovers in the AFC this season, 23. K **Stephen Gostkowski** has been the NFL's most accurate field goal kicker, converting 26 of 27 attempts for a league-leading 108 points.

TEXANS-PATRIOTS BROADCAST

Television: CBS (KHOU Ch. 11 locally)

Greg Gumbel Play-By-Play
 Dan Dierdorf Color Analyst



Radio: SPORTS USA NATIONAL RADIO

Larry Kahn Play-By-Play
 Ross Tucker Color Analyst
 Troy West Sideline



**TEXANS ENGLISH RADIO ON
 KILT 610-AM and 100.3 FM**

Marc Vandermeer Play-By-Play
 Andre Ware Color Analyst
 Rich Lord Sideline



**TEXANS SPANISH RADIO ON
 UNIVISION AMERICA KLAT 1010 AM**

Enrique Vasquez Play-By-Play
 Jose "JoJo" Padron Color Analyst
 Pedro Vella Sideline



2013 HOUSTON TEXANS REGULAR SEASON SCHEDULE

Day	Date	Opponent	TV	Time (CT)
Monday	Sept. 9	at San Diego Chargers #	ESPN	W, 31-28
Sunday	Sept. 15	TENNESSEE TITANS	CBS	W, 30-24 (OT)
Sunday	Sept. 22	at Baltimore Ravens	CBS	L, 30-9
Sunday	Sept. 29	SEATTLE SEAHAWKS	FOX	L, 23-20 (OT)
Sunday	Oct. 6	at San Francisco 49ers #	NBC	L, 34-3
Sunday	Oct. 13	ST. LOUIS RAMS	FOX	L, 38-13
Sunday	Oct. 20	at Kansas City Chiefs	CBS	L, 17-16
Sunday	Oct. 27	BYE WEEK		
Sunday	Nov. 3	INDIANAPOLIS COLTS #	NBC	L, 27-24
Sunday	Nov. 10	at Arizona Cardinals	CBS	L, 27-24
Sunday	Nov. 17	OAKLAND RAIDERS	CBS	L, 28-23
Sunday	Nov. 24	JACKSONVILLE JAGUARS	CBS	L, 13-6
Sunday	Dec. 1	NEW ENGLAND PATRIOTS	CBS	Noon
Thursday	Dec. 5	at Jacksonville Jaguars #	NFLN	7:25 pm
Sunday	Dec. 15	at Indianapolis Colts	CBS	Noon
Sunday	Dec. 22	DENVER BRONCOS	CBS	Noon
Sunday	Dec. 29	at Tennessee Titans	CBS	Noon

** Italicized games Weeks 15-17, game time subject to change due to flexible scheduling.*

All kickoff times Central#- Televised Nationally; Home Games in **BOLD**
 All games are broadcasted live on The New Bull @ 100.3 and SportsRadio 610 AM

Spanish broadcasts on Univision America 1010 AM

TABLE OF CONTENTS/MEDIA AVAILABILITY

Game #12 • Houston Texans vs. New England Patriots • Sunday, Dec. 1, 2013

TABLE OF CONTENTS

Texans Schedule	1
Media Schedule	2
The Texans Wire	3
2013 Texans At A Glance	4
What to Look For	5
Player Quick Notes	6-7
The Head Coaches	8
Texans-Patriots Matchup	9-11
The Last Time They Met	12
Game Recap/Notes vs. Jacksonville	13-14
Gary Kubiak Transcript	15-16
Texans General Manager Rick Smith/Coaching Staff	17
Gary Kubiak Notes	18
2013 Texans Notes	19-21
Draft Picks	22
Player Notes	23-35
Texans on Radio and TV	36-37
Media Information	38-39
Reliant Stadium Video Boards	40
2013 Schedule Notes	41
2013 Game Recaps and Notes	42-61
Transactions	62
Participation and Starters	63-64
Rosters	65-68
Statistics	69-70
Depth Chart	71

GAME BOOK vs. Jacksonville

FLIP CARD vs. Jacksonville

MISCELLANEOUS STATISTICS

PLAYER BIOS

RECORD BOOK

INTERVIEW REQUESTS

All interview requests for Houston Texans executives, coaches, and players should go through the Texans communications department.

Please give at least 48 hours for your request. For Texans players, assistant coaches and executives, please send your request to **Evan Koch** or **Charles Hampton**.

Requests for owner Bob McNair, general manager Rick Smith and head coach Gary Kubiak should be sent to the attention of Senior Director of Communications **Kevin Cooper**.

Kubiak's Monday news conference is held in the Texans' team auditorium at 3:30 p.m. He speaks with the media after practice on Wednesday and Thursday at approximately 1:30 p.m. and on Friday at 12:45 p.m. in the Texans' media workroom (times are subject to change). Kubiak conducts his weekly conference calls on Wednesday morning for the opposing media.

TEXANS COMMUNICATIONS STAFF

Staff Member	Phone	Email @houstontexans.com
Kevin Cooper, Sr. Director	832-667-2035	kevin.cooper
Evan Koch, Comm. Manager	832-667-2050	evan.koch
Amy Palcic, Corp. Comm. Manager	832-667-2220	amy.palcic
Charles Hampton, Comm. Coord.	832-667-2282	charles.hampton
Hank Nathan, Comm. Intern	832-667-2241	hank.nathan

A WIN AGAINST NEW ENGLAND WOULD...

- Improve Houston's record to 3-9.
- Improve Houston's all-time record against the AFC East to 13-11.
- Improve Houston's record to 2-3 all-time against New England in the regular season and 2-4 when including the postseason.
- Improve Houston's record to 2-1 at home all-time against New England.
- Improve Houston's record to 2-5 at home this season.
- Improve Gary Kubiak's career regular season record to 62-62.
- Improve Kubiak's career record against New England to 2-2 in the regular season.

PRE-GAME AND HALFTIME ENTERTAINMENT

National Anthem: The University of Houston ManCorps

Color Guard: Houston Fire Department Honor Guard

Texas Flag Holders: Members of the TORO's Kids Club and Houston Texans Ambassadors

Homefield Advantage Team Captains: Chester Pitts Houston Texans Ambassador, Larry Dierker Houston Astros Legend, Robert Horry from the Houston Rockets and Brian Ching from the Dynamo

Pregame Entertainment: TORO and Houston Texans Cheerleaders

Pregame Performance: "Texas Our Texas" and "Deep in the Heart of Texas" performed by the Bull Pen Pep Band

Halftime: Special performance from the Houston Texans Cheerleaders and Grammy Award Winner Young MC

MEDIA AVAILABILITY NOV. 27-DEC. 2

Wednesday, Nov. 27

8:20 a.m.	New England Conference Call with Head Coach Bill Belichick - Contact Texans PR for dial-in information
11:30 a.m. – 1 p.m.	Practice
11:30 a.m.	Shooting portion of practice begins
12-12:30 p.m.	Lunch served in Texans Cafeteria
12:30 p.m.	New England Conference Call with TE Rob Gronkowski in the Texans Media Workroom
1:05 p.m.	Gary Kubiak available in Texans Media Workroom Wade Phillips available in Texans Media Workroom Rick Dennison available in Texans Media Workroom
2 p.m. (approx.)	Players available in Texans Media Workroom: TBA; Open Locker Room

Thursday, Nov. 28

9:35 – 11:10 a.m.	Practice
9:35 a.m.	Shooting portion of practice begins
11:15 a.m.	Gary Kubiak available in Texans Media Workroom
11:15 a.m. (approx.)	Players available in Open Locker Room

Friday, Nov. 29

11:15 – 12:30 p.m.	Practice
11:15 a.m.	Shooting portion of practice begins
11:15-11:45 a.m.	Lunch served in Texans Cafeteria
12:30 p.m.	Players available in Open Locker Room
1 p.m.	Gary Kubiak available in Texans Media Workroom

Saturday, Nov. 30

No availability

Sunday, Dec. 1

Noon CT

Kickoff vs. New England

Monday, Dec. 2

5:20 – 7 p.m.	Walkthrough
5:20 p.m.	Shooting portion of walkthrough begins
7 p.m.	Players available in Open Locker Room
7 p.m.	Gary Kubiak available in Media Workroom

THE TEXANS WIRE

Game #12 • Houston Texans vs. New England Patriots • Sunday, Dec. 1, 2013

WATT A FORCE



Watt

Texans DE **J.J. Watt**, the defending Defensive Player of the Year has been just as disruptive this season. **Watt leads the NFL with 35 quarterback hits and 17 tackles for loss. Watt also ranks first in solo tackles recorded among defensive linemen in 2013 with 46, according to STATS, LLC (61 by Texans coaches' review).**

Watt has recorded at least one sack in each of the last five games, the second-longest streak of his career. In that time, Watt has totaled 48 tackles (based on coaches' review), 6.0 sacks for a combined loss of 43 yards, six tackles for loss, 21 quarterback hits, three forced fumbles, two fumble recoveries and a blocked field goal. He leads the Texans with 93 tackles, 9.5 sacks, three forced fumbles, two fumbles recoveries and two blocked field goals to go along with four passes defended.

2013 SOLO TACKLES LEADERS, DEFENSIVE LINEMEN

Player	Solo Tck	Sacks	Yds	FF
J.J. Watt, Hou	46	9.5	64.5	3
Lamarr Houston, Oak	41	5.0	43.0	2
Cedric Thornton, Phi	38	1.0	6.0	0
Dontari Poe, KC	34	4.5	30.5	0
Marcell Dareus, Buf	33	5.0	38.5	1

2013 QB HITS

Player	Tm	QB Hits
J.J. Watt, DE	Hou	35
Robert Quinn, DE	Stl	25
Chandler Jones, DE	NE	19
Carlos Dunlap, DE	Cin	18
Cameron Jordan, DE	NO	18

2013 TACKLES FOR LOSS

Player	Tm	TFL
J.J. Watt, DE	Hou	17
Robert Quinn, DE	Stl	15
Lavonte David, LB	TB	14
A.J. Hawk, LB	GB	12
Robert Mathis, OLB	Ind	12
Muhammad Wilkerson,	NYJ	12

Moreover, Watt's 164 solo tackles since entering the NFL in 2011, similarly lead all defensive linemen.

2011-13 SOLO TACKLE LEADERS, DEFENSIVE LINEMEN

Player	Solo Tck	Sacks	Yds	FF
J.J. Watt, Hou	164	35.5	250.5	7
Calais Campbell, Ari	135	20.0	126.0	3
Jason Pierre-Paul, NYG	129	25.0	194.0	3
Lamarr Houston, Oak	126	10.0	79.0	3
Justin Smith, SF	113	13.0	88.5	3

EARL MITCHELL, THE MAN IN THE MIDDLE



Mitchell

Earl Mitchell, who became the full-time starter at nose tackle this season in his fourth year, is having a breakout campaign. He has set a career high with 1.5 sacks and his 34 tackles (21 solo) lead the NFL among all nose tackles, according to STATS, LLC.

2013 TACKLES LEADERS, NOSE TACKLES

Player	Tot Tck	Solo	Asst	Sk	Yds
Earl Mitchell, Hou	34	21	13	1.5	9.5
Steve McLendon, Pit	28	19	9	0.0	0.0
Phil Taylor, Cle	20	10	10	2.0	11.0
Chris Baker, Was	15	9	6	1.0	6.0
Barry Cofield, Was	15	10	5	2.5	11.5

AGELESS DRE



Johnson

WR **Andre Johnson** just keeps getting better with age. According to Pro-Football-Reference.com, the six-time Pro-Bowler has averaged 90.9 yards per game after turning 30, the most yards per game after turning 30 in NFL history.

Johnson has averaged 11.2 more yards per game since turning 30 than the 79.7 yards he averaged in his 20s, a mark good for 10th all-time on its own.

AVERAGE RECEIVING YARDS PER GAME AFTER TURNING 30

Player, Tm	G	Rec	Yds	Avg.	TD	Y/G
Andre Johnson, Hou	34	219	3,092	14.1	11	90.9
Wes Welker, Mia/NE/Den	43	305	3,602	11.8	24	83.8
Don Hutson*, GB	30	152	2,476	16.3	29	82.5
Vincent Jackson, TB	11	58	888	15.3	5	80.7
Brett Periman, Det	32	202	2,509	12.4	14	78.4
Jerry Rice*, SF/Oak/Sea	146	838	11,314	13.5	92	77.5
Pete Pihos*, Phi	36	185	2,785	15.1	27	77.4
Jimmy Smith, Jax	107	597	8,249	13.8	45	77.1
Marvin Harrison, Ind	98	580	7,502	12.9	66	76.6
Reggie Wayne, Ind	87	512	6,582	12.9	33	75.7

Johnson is eight receptions shy of becoming the 15th player in NFL history with 900 receptions. If he reaches the mark Sunday against New England in his 150th career game he will be the second-fastest player to reach the milestone in NFL history (Marvin Harrison, 149 games).

FASTEST RECEIVERS TO 900 RECEPTIONS, NFL HISTORY

Player	Years	Games	Career Rec
Marvin Harrison	1996-08	149	1,102
Torry Holt	1999-09	165	920
Jerry Rice	1985-04	168	1,549
Terrell Owens	1996-10	178	1,078
Reggie Wayne	2001-13	178	1,006
*Andre Johnson	2003-13	149	892

Johnson reached 800 career receptions in Week 16 against Minnesota in 2012, doing so in his 137th career game. Only Harrison reached 800 receptions faster, doing so in 131 games. Johnson was also the second-fastest player in NFL to reach the 700-reception mark.

MEDIA SITE: <http://media.houstontexans.com>

2013 TEXANS AT A GLANCE

Game #12 • Houston Texans vs. New England Patriots • Sunday, Dec. 1, 2013

AFC SOUTH STANDINGS

	W	L	T	Pct.	PF	PA	Home	Away	Conf.	Div.	Streak
Indianapolis Colts	7	4	0	.636	263	260	3-2-0	4-2-0	5-2-0	3-0-0	Lost 1
Tennessee Titans	5	6	0	.455	250	245	2-4-0	3-2-0	4-4-0	0-3-0	Won 1
Jacksonville Jaguars	2	9	0	.182	142	324	0-5-0	2-4-0	2-5-0	2-1-0	Won 1
Houston Texans	2	9	0	.182	199	289	1-5-0	1-4-0	2-5-0	1-2-0	Lost 9

TEXANS LEADERS

Category	Player	Total	AFC Rank	NFL Rank
Pass Attempts	M. Schaub	258	12	25
Pass Attempts	C. Keenum	160	18	34
Pass Completions	M. Schaub	162	12	24
Pass Completions	C. Keenum	88	18	35
Completion Percentage	M. Schaub	62.8	5	14
Completion Percentage	C. Keenum	55.0	17	33
Yards Passing	M. Schaub	1,707	15	25
Yards Passing	C. Keenum	1,161	18	35
Average Gain	C. Keenum	7.26	5	12
Average Gain	M. Schaub	6.62	12	30
Touchdown Passes	C. Keenum	8	10t	25t
Touchdown Passes	M. Schaub	8	10t	25t
Touchdown Percentage	C. Keenum	5.0%	4	13
Touchdown Percentage	M. Schaub	3.1%	14	29
Interception Percentage	C. Keenum	1.3	1	2
Interception Percentage	M. Schaub	3.5%	15	28
Rating	C. Keenum	89.6	4	12
Rating	M. Schaub	77.8	11	28
Fourth-Quarter Rating	M. Schaub	68.6	12	29
Fourth-Quarter Rating	C. Keenum	62.3	15	32
3rd-Down Rating	M. Schaub	52.9	15	30
Rushing Yards	B. Tate	544	8	19
Receptions	A. Johnson	74	2	3t
Receiving Yards	A. Johnson	1,002	3	4
Third-Down Receptions	A. Johnson	21	3	5t
Scoring, non-kickers	A. Johnson	30	18t	39t
Scoring, Kickers	R. Bullock	75	13	25t
Touchbacks	R. Bullock	24	13	27
Yards from Scrimmage	A. Johnson	1,002	6	12
First Downs	A. Johnson	50	4	11
Gross Punting Average	S. Lechler	48.3	3	5
Net Punting Average	S. Lechler	40.1	5	14
Punt Return Average	K. Martin	8.5	8	16
Kickoff Return Average	K. Martin	26.0	5	9
Interceptions	D. Swearinger	1	NR	NR
Interceptions	J. Joseph	1	NR	NR
Interceptions	S. Keo	1	NR	NR
Sacks	J. Watt	9.5	6t	7t
Sacks	W. Mercilus	5.5	19t	37t
Def. Fumble Recoveries	J. Watt	2	1t	3t

2013 HONORS

GMC NEVER SAY NEVER MOMENT OF THE WEEK

ILB Brian Cushing game-tying int. return at San Diego in Week 1

NFL OFFENSIVE ROOKIE OF THE MONTH

WR DeAndre Hopkins September

TEXANS REGULAR SEASON TEAM RANKINGS

	OFFENSE			DEFENSE			SPECIAL TEAMS		
	Mark	AFC	NFL	Mark	AFC	NFL	Mark	AFC	NFL
Total	363.5	5	11	290.4	1	1	PR Avg	8.1	13 24
Rushing	116.4	7	14	118.5	10	22	Punt Cov.	12.5	14 27
Passing	247.1	5	11	171.8	1	1	KR Avg.	24.6	6 9
							KR Cov.	26.3	16 30

TEXANS REGULAR SEASON STATISTICS

	Houston	Opponents
Total First Downs	220	175
Rushing	62	5
Passing	143	96
Penalty	15	20
3rd Down: Made/Att	55/162	55/151
3rd Down Pct.	34.0%	36.4%
4th Down: Made/Att	5/13	3/6
4th Down Pct.	38.5%	50.0%
Possession Avg.	31:40	28:20
Total Net Yards	3,998	3,194
Avg. Per Game	363.5	290.4
Total Plays	764	644
Avg. Per Play	5.2	5.0
Net Yards Rushing	1,280	1,304
Avg. Per Game	116.4	118.5
Total Rushes	294	309
Net Yards Passing	2,718	1,890
Avg. Per Game	247.1	171.8
Sacked/Yards Lost	30/263	27/165
Gross Yards	2,981	2,055
Attempts/Completions	440/265	308/179
Completion Pct.	60.2%	58.1%
Had Intercepted	13	4
Punts/Average	59/48.3	62/46.5
Net Punting Avg.	40.1	41.5
Penalties/Yards	73/710	75/573
Fumbles/Ball Lost	14/7	11/4
Touchdowns	20	34
Rushing	2	8
Passing	16	18
Returns	2	8

2013 CAPTAINS

Head Coach **Gary Kubiak** revealed the Texans' 2013 team captains on Saturday, Sept. 7:

SPECIAL TEAMS

P Shane Lechler

OFFENSE

WR Andre Johnson

QB Matt Schaub

DEFENSE

ILB Brian Cushing

DE J.J. Watt

Captains were voted on by the team.

WHAT TO LOOK FOR

Game #12 • Houston Texans vs. New England Patriots • Sunday, Dec. 1, 2013

WHAT TO LOOK FOR AGAINST NEW ENGLAND

THE HOUSTON TEXANS

- Can improve to 2-4 all-time and 2-3 in the regular season against the Patriots with a win.
- Can improve to 2-1 at Reliant Stadium against the Patriots with a win.
- Can win their 80th game all-time with a win.
- Can improve to 13-11 all-time against AFC East opponents with a win.
- Can improve to 47-48 all-time at Reliant Stadium and 37-26 at home under Gary Kubiak with a win.

K RANDY BULLOCK

- Needs one field goal to tie Kris Brown for the second-longest streak of consecutive games with a field goal in franchise history with 10. Bullock has connected on a field goal in nine consecutive games, starting Sept. 22 at Baltimore.

LT DUANE BROWN

- Can move into a tie with DeMeco Ryans for 10th place on the franchise's all-time games played list at 86.

DE JARED CRICK

- Needs three tackles to equal his career high of 30 tackles in a season.

TE GARRETT GRAHAM

- Needs two touchdown receptions to tie the franchise record for touchdowns in a season by a tight end with six, currently held by Owen Daniels (2012) and Joel Dreessen (2011).
- Needs 64 yards receiving to become the fourth tight end in franchise history to have 500 yards receiving in a season, joining Owen Daniels (2007-09, 11-12), Billy Miller (2002) and Joel Dreessen (2010).
- Will set a career-high for starts in a season with his next start.

CB KAREEM JACKSON

- Needs one interception to surpass Jason Allen and tie Brian Cushing on the franchise's all-time list. Jackson currently has seven and is four away from being tied for second place in team history.

WR ANDRE JOHNSON

- Can extend his franchise record of games played to 150.
- Needs one reception to extend his franchise-record streak of consecutive games played with a reception to 113.
- Needs 8 receptions to become the 15th player in history with 900 receptions. Johnson currently has 892 career receptions.
- Needs 32 yards to pass Jimmy Smith (12,287) to move into 17th place on the NFL's all-time receiving yards list. Johnson has 12,256 career receiving yards.

CB JOHNATHAN JOSEPH

- Needs one interception to tie Jason Allen and Kareem Jackson for fifth place in franchise history. He currently has 20 in his career and six with the Texans.

P SHANE LECHLER

- Needs 11 punts to move past John James (1,083) into 13th place on the all-time career punts list. Lechler has 1,073 career punts.
- Can extend his streak of consecutive games played to 186, tops among active punters.

WR KESHAWN MARTIN

- Needs 49 punt return yards and 49 kick return yards to set career-highs

in both categories. Martin has 693 kick return yards and 218 punt returns yards.

OLB WHITNEY MERCILUS

- Needs 1.0 sack to set a career high for sacks in a season. Mercilus recorded 6.0 sacks in 2012. He has 5.5 this season.

C CHRIS MYERS

- Can extend the NFL's longest active consecutive games played streak by an offensive lineman to 133 and longest active consecutive games started streak by a center to 108.

OLB BROOKS REED

- Needs 0.5 sacks to reach 10 in his career.

ILB DARRYL SHARPTON

- Needs four tackles to reach 150 tackles in his career.

DE ANTONIO SMITH

- Needs 2.0 sacks to equal his career season-high of 7.0 set in 2012. Smith has 5.0 sacks this season.
- Needs seven more tackles to equal his career-high of 51, set in 2012.

RB BEN TATE

- Needs 68 yards rushing to move past Steve Slaton (1,832 yards) into third place on the franchise's career rushing list. Tate currently has 1,765 yards rushing.

DE J.J. WATT

- Can record a sack in his sixth consecutive game, which would tie the longest streak of games with a sack in his career.
- Needs a half-sack to become the second player in franchise history with back-to-back seasons with 10 sacks or more, joining Mario Williams (2007-08).
- Needs 1.0 sacks to pass Anthony Smith and Jevon Kearse for seventh on the list of most sacks in a player's first three NFL seasons. Watt currently has 35.5 career sacks.

WHAT TO LOOK FOR IN 2013

THE HOUSTON TEXANS

- Need 20 more touchdowns to score at least 40 touchdowns for the seventh consecutive season. They are one of two AFC teams to accomplish that feat in the past six seasons (New England) and one of five overall in the NFL (Green Bay, New England, New Orleans, New York Giants).

WR ANDRE JOHNSON

- Can continue to climb the NFL's all-time reception list. He currently has 892 and ranks 15th. He needs 29 receptions to surpass Torry Holt for 14th place all-time and 49 receptions to surpass Art Monk for 13th place all-time.
- Needs 529 more receiving yards to tie Irving Fryar for 15th all-time.
- Needs 26 receptions and 498 yards to have his fourth season with at least 100 receptions and 1,500 yards and become the only player in NFL history to accomplish that feat. Johnson and Marvin Harrison are the only two receivers in NFL history to record three seasons with at least 100 receptions and 1,500 yards.
- Needs 498 more receiving yards to record another season of 1,500 receiving yards, which would be the fourth-time he has done so in his career and would tie him with Jerry Rice for the most all-time in NFL history. He currently has had three seasons with 1,500 receiving yards and is tied with Marvin Harrison for the second-most.

TEXANS OFFENSIVE PLAYER QUICK NOTES

Game #12 • Houston Texans vs. New England Patriots • Sunday, Dec. 1, 2013

OFFENSIVE STARTERS

WR	80	ANDRE JOHNSON	6-3	230	11th season
Tied for 3rd in NFL with 74 rec. and 4th with 1,002 yards...team-best 5 TDs...posted career high 3 TD rec. vs. Indianapolis in Week 9 and 3rd 200-yard game of his career (9-229)...AP All-Pro 1st Team (2008-09)...AP All-Pro 2nd Team (2012)...6-time Pro Bowler (2005, '07, '09-'11, '13)...7 1,000-yard seasons...NFL record 60-plus receptions in each of his 1st 8 seasons...15th all-time in receptions (892) and 18th in receiving yards (12,256)...112 receptions for an AFC-best 1,598 yards and 4 TDs in 2012...48 career 100-yard games (6th all-time)...3 200-yard games...61 TDs...tied for 2nd-fastest player to 12,000 yards receiving and 2nd-fastest to 800 receptions in NFL history...3 seasons of 100 catches and 1,500 yards, tied for the most in NFL history...career-high 14 catches for 273 yards and the game-winning TD in OT vs. Jacksonville in Week 11 of 2012...has played in a franchise-record 149 games					
LT	76	DUANE BROWN	6-4	303	6th season
Missed Weeks 3-4 with a toe sprain...signed a contract extension on 8/16/12...2013 Pro Bowl...2012 AP All-Pro 1st Team and PFW/PFWA All-NFL selection...2011 AP All-Pro 2nd Team and PFW/PFWA All-AFC selection...has started all 85 regular season games he's played at LT...has blocked for 4 1,000-yard rushers and 3 top-4 offenses...married MTV host and radio personality Devon Anjelica on 7/14/12					
LG	74	WADE SMITH	6-4	295	11th season
2013 Pro Bowl selection...missed most of training camp recovering from knee surgery...has started all 59 regular season games at LG since joining the Texans in 2010...has started at every line position except RT in his career...played TE his first 2 seasons of college at Memphis...established the Wade Smith Foundation in 2012 to provide community support for youth in the Dallas and Houston areas (www.wadesmithfoundation.org)					
C	55	CHRIS MYERS	6-4	286	9th season
1st offensive lineman in franchise history to earn a trip to the Pro Bowl (2012-13)...has started the last 91 regular season games at C for the Texans...107 straight starts at C, dating back to 2007 with Denver, the longest active streak among C...132 consecutive games played is longest active streak among OL...grandfather, Tom Kelleher, was a longtime NFL referee					
RG	79	BRANDON BROOKS	6-5	335	2nd season
Missed Week 5 with a toe injury...3rd-round pick from Miami (Ohio) in 2012...1st career start at San Diego in Week 1...played in 6 games in 2012...started 41-of-45 games he played in college and was a 3-time All-MAC 2nd team selection					
RT	75	DEREK NEWTON	6-6	313	3rd season
Spent offseason recovering from patella surgery...2011 7th-round draft pick (214th overall)...started 14 games in 2012 and 25 in his career...made 1st career start in 2012 season opener vs. Miami...missed Weeks 13-14 in 2012 with a knee injury					
TE	88	GARRETT GRAHAM	6-3	243	4th season
Career-highs of 38 rec., 436 yards and 4 TDs in 2013...set franchise record for TEs with 136 yards on 7 rec. vs. Oakland in Week 11...28 receptions for 263 yards and 3 TDs in 2012...caught 1st career TD in Week 9 of 2012 vs. Buffalo...career-high 8 receptions for 82 yards and 2 TDs vs. Jacksonville in Week 11 of 2012...college teammate of DE J.J. Watt					
WR	10	DeANDRE HOPKINS	6-1	218	Rookie
NFL Offensive Rookie of the Month in Sept...39 rec. for 554 yards and 2 TDs...27th overall pick out of Clemson...1st career TD was a 3-yard game-winner in OT in Week 2 vs. Tennessee...117 yards on 7 catches in Week 2 rank 2nd all-time on franchise rookie list...5 catches for 66 yards in debut at San Diego...39 games with 32 starts in 3 seasons at Clemson...206 rec. for 3,020 yards (14.7 avg) and 27 TDs...only player in Clemson history with multiple 100-yard bowl games...has Clemson record and ranks 6th in ACC history for receiving yards					
QB	7	CASE KEENUM	6-1	205	1st season
88-of-160, 1,161 yards, 8 TDs, 2 INTs, 89.6 passer rating...2nd in franchise history with 105 consecutive attempts without an interception...made his 1st career appearance and start in Week 7 at Kansas City, going 15-25 for 271 yards, 1 TD and a 110.6 passer rating...most yards ever for Texans QB in his debut for the team...20-for-34 for 350, 3 TDs and a 123.4 rating vs. Indianapolis in Week 9...undrafted out of Univ. of Houston in 2012...spent the entire 2012 season on the Texans practice squad...finished college career as the NCAA all-time leader in total passing yards (19,217) and passing TDs (155)...2-time Sammy Baugh Trophy winner (2009 and 2011)...set the all-time career passing TDs record by throwing for 9 TDs against Rice in 2011					
FB	33	GREG JONES	6-1	251	10th season
2 carries for 2 yards, 3 rec. for 24 yards...spent 1st 9 years with the Jacksonville Jaguars (2004-12) and was the lead blocker for RBs Fred Taylor and Maurice Jones-Drew, who made 4 Pro Bowl appearances in his last 7 seasons with the team...has played in 126 games with 70 starts...272 carries for 913 yards and 10 TDs rushing, and 71 rec. for 461 yards and 3 TDs in his career					
RB	44	BEN TATE	5-11	217	4th season
Leads team with 544 yards on 129 carries (4.2 avg)...career-long 60-yard run vs. Tennessee in Week 2...11th player in NFL history with back-to-back 100-yard games to start his pro career...4th on franchise rushing list with 1,765 yards...Texans' 2nd-leading rusher in 2011 with 942 yards and had 4 100-yard games...spent 2010 season on IR (ankle)					

OFFENSIVE RESERVES

WR	82	KESHAWN MARTIN	5-11	194	2nd season
4th-round pick out of Michigan St. in 2012...career-highs of 11 rec. and 148 yards...set franchise record with 87-yard PR for a TD and 125 PR yards against Oakland in Week 11...5th in AFC with 26.0 KOR avg., 8th in AFC with 8.5 PR avg...10 rec. for 85 yards, 4 rushes for 53 yards, 12.1 PR avg. (5th in NFL), 23.9 KOR avg. in 2012...scored TDs 5 different ways at Michigan St...made 1st career start and had an NFL season-high 238 combined return yards in Week 11 vs. Jacksonville in 2012					
T	68	RYAN HARRIS	6-5	302	6th season
Started in Weeks 3-4...signed with the Texans on 9/12...played in every game and started 2 at RT in 2012...73 games and 38 starts in career...started 34-of-46 games played for Denver from 2007-10...3rd-round pick of the Broncos in 2007...did not play in 2011					
T	66	ANDREW GARDNER	6-6	308	4th season
Has played in 3 games in 2013...joined Texans roster on Sept. 22, 2011...made his Texans debut in the 2nd half of the 2011 finale vs. Tennessee...high school and college teammate of Detroit Lions WR Calvin Johnson					
G/C	60	BEN JONES	6-3	308	2nd season
2012 Team Rookie of the Year...11 career starts at RG, including Week 5 at San Francisco...10 starts at RG in 2012...4th-round pick out of Georgia...3rd in UGA history with 49 starts at C...2-time All-SEC pick...UGA Team of the Decade...4-time SEC Academic Honor Roll selection					
G/C	67	CODY WHITE	6-3	303	2nd season
Undrafted out of Illinois St. in 2012...played in his 1st career game in Week 5 at San Francisco...started his collegiate career as a TE before converting into an all-conference T...signed from the Texans' practice squad in Week 6 in 2012					
TE	84	RYAN GRIFFIN	6-6	254	Rookie
4 rec. for 57 yards...caught 1st career-TD at Arizona in Week 10...missed Week 11 (concussion)...2013 6th-round pick (201st overall) out of Connecticut...set franchise preseason record with 14 rec...2-time 2nd Team All-Big East selection...2nd among UConn TEs with 10 TDs and 116 career rec...29 rec for 484 yards and a career-high 6 TDs in 2012					
TE	89	JAKE BYRNE	6-5	253	1st season
Played in his first NFL game vs. St. Louis in Week 6...signed by Texans on 10/9/13...spent 2012 playoffs on Texans practice squad...undrafted out of Wisconsin in 2012.					
WR	11	DeVIER POSEY	6-1	210	2nd season
Removed from Active/PUP list on 8/19 (Achilles tear in AFC Divisional)...career-highs of 14 rec. for 146 yards...6 rec. for 87 yards as a rookie in 2012...recovered a blocked punt for 1st career TD vs. Green Bay in 2012...Texans 2012 3rd-round pick out of Ohio State...started 29-of-41 games...7th in OSU history with 136 receptions and 18 TDs					
WR	18	LESTAR JEAN	6-3	202	3rd season
4 rec. for 35 yards...6 receptions for 151 yards and a TD in 2012...scored 1st career TD in Week 13 at Tennessee on a 54-yard catch...spent entire 2011 season on IR (shoulder)...undrafted in 2011 out of Florida Atlantic, where he originally walked on to the football team					
QB	8	MATT SCHAUB	6-5	235	10th season
162-of-258, 1,707 yards, 8 TDs, 9 INTs and 77.8 rating...2013 Spirit of the Bull winner for contributions to Houston community...5-time offensive captain...2-time Pro Bowler (2010 and 2013)...12 game-winning drives (2 in 2013)...2010 Pro Bowl starter and MVP...3 4,000-yard passing seasons (2009-10, '12)...signed contract extension on 9/8/12...350-of-544 for 4,008 yards, 22 TDs, 12 INTs and a 90.7 passer rating in 2012...active in the Houston community with wife Laurie through his charity, GR8 Hope Foundation					
QB	13	T.J. YATES	6-4	217	3rd season
15-of-22 for 113 yards, 2 INTs and a 42.4 passer rating...82-of-134 passing for 949 yards and 3 TDs in 2011 after becoming starter, due to injuries to Matt Schaub and Matt Leinart...led the Texans on 2 game-winning drives in the 4th quarter in 2011...only Texans rookie to throw for 300 yards in a game (at Cin.)...threw for 9,377 yards, 58 TDs and 46 INTs at North Carolina...set 37 UNC records...led Texans to 1st playoff victory in franchise history					
RB	28	DENNIS JOHNSON	5-7	193	Rookie
Signed off Cleveland practice squad on 10/28/13...career-high 74 yards on 13 carries in Week 12 vs. Jacksonville...8 carries for 36 yards in NFL debut vs. Indianapolis in Week 9...27 carries for 119 yards...spent 2013 preseason with Texans...SEC career records of 119 KOR for 2,784 yards at Arkansas...played in 50 games and ran for 2,036 yards on 345 carries (5.9 avg.)...scored 20 total TDs					
RB	39	DEJI KARIM	5-8	209	4th season
Signed by the Texans on 10/28/13...4 KOR for 78 yards (19.5 avg.)...spent 2012 with Indianapolis and 2010-11 with Jacksonville...has played in 29 games...98 carries for 290 yards and 17 rec. for 130 yards in career...89 KOR for 2,303 yards (25.9 avg.) and 1 TD in career...career-long return of 101 yards for a TD					

TEXANS DEFENSIVE PLAYER/SPECIALISTS QUICK NOTES

Game #12 • Houston Texans vs. New England Patriots • Sunday, Dec. 1, 2013

DEFENSIVE STARTERS

DE	99 J.J. WATT	6-5 289	3rd season
9.5 sacks, 4 PD, 3 FF, 2 FR, 93 tackles...leads NFL with 17 TFLs, 35 QB hits and has 2 FG blocks...2012 AP Defensive Player of the Year, All-Pro 1st Team, PFW/PFWA ALL-NFL, 2013 Pro Bowler...led the NFL with a franchise-record 20.5 sacks and led team with a career-high 107 tackles, 39 TFLs, 42 QB hits, 16 passes defended, 4 FF and 2 FR in 2012...only player in NFL history with 14 sacks and 14 passes defended in the same season...involved in 95 plays of 0 or negative yards in 2012...35.5 career sacks...29-yard pick-6 and a sack against Cincinnati in the 2011 AFC Wild Card...served with Andre Johnson as Grand Marshal of the 2012 Houston Livestock Show and Rodeo Parade			
NT	92 EARL MITCHELL	6-3 300	4th season
Career-highs of 73 tackles and 1.5 sacks in 2013...native Houstonian who has played in 56 career games...full-time starter for the first time in his career...55 tackles and 3 passes defended in 2012			
DE	94 ANTONIO SMITH	6-4 290	9th season
2012 Pro Bowler...5.0 sacks, 44 tackles, 5 TFLs and 9 QB hits in 2013...career-high 7.0 sacks, 17 QB hits, FF, FR and 51 tackles in 2012...elected to his first Pro Bowl following the 2011 season...nicknamed the Ninja Assassin...27.0 sacks in 73 games as a Texan...41.5 sacks in career...started playing football in 9th grade			
SLB	58 BROOKS REED	6-3 254	3rd season
70 tackles, 1 sack, 6 TFLs and 4 QB hits in 2013...42 tackles, 2.5 sacks and a FF in 2012...missed 4 games with a groin injury suffered at Detroit in Week 12...franchise rookie record in 2011 with 6.0 sacks...college teammate of Earl Mitchell at Arizona			
ILB	51 DARRYL SHARPTON	5-11 235	4th season
Career-high 92 tackles...franchise-record 19 tackles against Oakland in Week 11...has recorded 15 or more tackles in three consecutive games...recorded 13 tackles on Thanksgiving at Detroit in 2012...39 tackles, 1 INT, 1 FR in 7 games in 2012...missed 2012 playoffs on IR (hip)...36 career games with 15 starts			
ILB	53 JOE MAYS	5-11 244	6th season
60 tackles, 5 TFLs, 1.0 sack and 1 safety (vs. Tennessee) in 2013...missed Week 11 (knee)...spent previous 3 seasons with Denver after being traded from Philadelphia where he played 2 years (2008-09)...in 2012, played in 6 games, starting 4 before being placed on IR (leg)...started 12-of-16 games in 2011 and recorded a career-high 74 tackles			
WLB	59 WHITNEY MERCILUS	6-4 258	2nd season
5.5 sacks and 55 tackles...career-high 2.5 sacks vs. Seattle in Week 4...tied a franchise rookie record with 6 sacks in 2012...7 special teams tackles, 24 tackles, 2 FF and 1 FR in 2012...1st career start in Week 13 at Tennessee and recorded 2 sacks and a FR...Ted Hendricks Award winner at Illinois...led the NCAA with 16 sacks in 2011			
LCB	25 KAREEM JACKSON	5-10 188	4th season
53 career starts...41 tackles, 4 PD in 2013...missed Weeks 11-12 (ribs)...tied for 3rd in AFC with 4 INTs in 2012...66 tackles and 16 passes defended in 2012...scored first career TD on 63-yard INT return in Week 4 vs. Tennessee...career-high 9 tackles at Denver in Week 3 of 2012			
RCB	24 JOHNATHAN JOSEPH	5-11 188	8th season
Leads team with 13 PD and has 33 tackles and an INT...114 PD in career...67 tackles, 11 passes defended and 2 INTs in 2012...52-yard pick-6 against Baltimore in Week 7 of 2012...2011 UFA signee (Cincinnati)...20 career INTs...tied for the team lead in 2011 with 4 INTs and led team with 15 PD...AP All-Pro 2nd Team in 2011...2-time Pro Bowler (2012-13)			
SS	36 D.J. SWEARINGER	5-10 208	Rookie
Made his 1st career start in Week 7 at Kansas City...1st career pick in Week 10 at Arizona...46 tackles, 1 INT, 3 PD...4 special teams tackles...2nd-round pick (57th overall) out of South Carolina...started 33-of-52 games at USC...244 tackles (184 solos), 6.5 TFL, 4 FF, 2 FR, 16 PDs and 6 INTs, returning 2 INTs for TDs...2nd-team All-SEC in 2012			
FS	31 SHILOH KEO	5-11 208	3rd season
6 starts, 43 tackles and 1 INT in 2013...also has 3 special teams tackles...mid-season special teams captain in 2012...career-high 11 special teams tackles and 1 INT in 2012...ran for 8 yards on fake punt at San Diego (9/9/13)...second career INT in Week 7 at Kansas City			

SPECIALISTS

P	9 SHANE LECHLER	6-2 237	14th season
Texans record 58.9 avg. at Arizona in Week 10...5th in NFL with 48.3 gross avg...fastest player to 50,000 yards punting in NFL history (1,052 punts)...top gross avg. in NFL history, 47.6...6-time AP All-Pro 1st Team (2000, '03-04, '08-'10)...2001 AP 2nd-Team All-Pro...7-time Pro Bowler (2001, '04, '07-'11)...PFW/PFWA Golden Toe Award (2009)...led the NFL in gross avg. 2003-04, '07 and '09, and net avg. in 2000 and '07-'09...13 seasons with Oakland (2000-12)...217 career games with 1,073 punts, 38.9 net avg. and 345 punts inside the 20 (6th all-time)...NCAA career punting record (44.7) at Texas A&M			

DEFENSIVE RESERVES

DE	96 TIM JAMISON	6-3 287	5th season
4 tackles in 2013...11 tackles and 1 sack in 2012 before being placed on IR on 10/16 (Achilles)...played in 16 games in 2011 and made 19 tackles...career-best 2.0 sacks and FF in Week 6 of 2011 at Baltimore			
NT	97 TERRELL McCLAIN	6-2 293	3rd season
14 tackles...FR in Week 4 vs. Seattle...signed as a FA (New England) on 10/29/12...3rd-round pick of Carolina in 2011 out of South Florida...15 career games played with 1 sack			
DE	93 JARED CRICK	6-4 285	2nd season
27 tackles, 1 TFL, 2 PD in 2013...32 tackles in 2012...2012 4th-round pick...8th on Nebraska's all-time sack list...missed a majority of his senior season with a pectoral injury			
SLB	50 BRYAN BRAMAN	6-5 241	3rd season
Has 5 special teams tackles in 2013...team-best 16 special teams tackles in 2012...Pro Bowl special teams alternate...2 blocked punts, including 1 returned for a TD (vs. Indianapolis, Week 15)...blocked a punt in Week 6 against Green Bay that was recovered for a TD...played at West Texas A&M while Texans Asst. LB Coach Bobby King was on staff			
ILB	57 JUSTIN TUGGLE	6-3 249	Rookie
1 FF, 7 special teams tackles, 4 tackles on defense...made 1st career start as 5th LB in Week 11 against Oakland...signed as a college free agent on 5/10/13 out of Kansas State...played only 1 full season on defense after spending nearly 3 seasons as a QB...made the switch to LB late in his junior season of 2011 after starting career as a QB at Boston College...son of former Atlanta Falcon great Jessie Tuggle			
ILB	54 MIKE MOHAMED	6-3 238	2nd season
Made his Texans debut on special teams and had 1 special teams tackle in Week 7 at Kansas City...missed Weeks 10-11 (hamstring)...spent his first 2 years primarily with Denver on the active roster and practice squad...2011 6th-round pick (245th overall) out of California			
ILB	52 JEFF TARPINIAN	6-3 240	2nd season
Made his Texans debut in Week 10 against Arizona and had 4 tackles...recorded a career-high 16 tackles in 2nd career start vs. Oakland in Week 11...signed by Texans on Oct. 28...played in 7 games for New England from 2012-13...signed as a rookie free agent with New England in 2011 out of Iowa			
WLB	91 RICKY SAPP	6-4 252	4th season
Claimed off waivers on 11/15 (NYJ)...made Texans debut in Week 11 against Oakland...2010 5th-round pick of Philadelphia...played in 9 games for Jets from 2012-13.			
CB	26 BRANDON HARRIS	5-10 189	3rd season
Career-highs of 14 tackles and 3 PD in 2013...12 tackles and 2 special teams tackles in 2012...Florida's Gatorade Player of the Year in high school...father, Tim "Ice" Harris is head coach of nation's top-ranked high school team, Booker T. Washington H.S. in Miami			
CB	20 JUSTIN ROGERS	5-11 181	3rd season
Claimed off waivers on Nov. 20...made Texans debut on kickoff coverage vs. Jacksonville in Week 12...played in 34 games with 6 starts, 3 INTs and 12 PD for Buffalo from 2011-13...7th-round pick by the Bills in 2011 out of Richmond			
CB	43 ELBERT MACK	5-10 175	6th season
Signed as a FA on 10/21/13...2 special teams tackles in Texans debut at Kansas City in Week 7...has missed the last two games (hamstring)...spent 2013 training camp with the Texans...spent 2012 with the New Orleans Saints after playing his first four seasons with the Tampa Bay Buccaneers (2008-11)...67 games played, 6 starts, 80 tackles (68 solo), 6 INTs, including 2 returned for TDs and 17 PD			
CB	21 BRICE McCAIN	5-9 187	5th season
13 tackles and 1 PD in 2013...23 tackles, 1 INT, 8 passes defended and 0.5 sacks in 2012 as nickel CB before being placed on IR (12/4)...career-long 86-yard INT return vs. New York Jets in Week 5 of 2012...returned an INT 38 yards for a TD in Week 7 (2011) at Tennessee			
CB	27 JOSH VICTORIAN	5-10 190	1st season
Signed off Texans practice squad on 11/8...2 special teams tackles in Texans debut in Week 10 at Arizona...played in 4 games with 1 start for Pittsburgh in 2012.			
SS	35 EDDIE PLEASANT	5-10 210	1st season
Leads team with 8 special teams tackles...4 tackles...undrafted free agent out of Oregon in 2012...signed from practice squad on 12/21/12...debut in Week 16 vs. Minnesota in 2012			

K	4 RANDY BULLOCK	5-9 206	2nd season
1st career FG capped largest comeback in franchise history at San Diego on 9/9/13 (41 yds)...19-28 on FGs...career-long 51-yarder vs. Oakland in Week 11...5th-round pick (161st overall) out of Texas A&M in 2012...missed all of 2012 on IR (groin)...1st Team All-American, All-Big 12 and the Lou Groza Award winner as a senior...holds TAMU career records with 365 points and 63 FGs			
LS	46 JON WEEKS	5-10 246	4th season
FA signee on 4/28/10...has played in 59 career games...601 regular season and postseason snaps...attended Baylor as an invited walk-on and earned a scholarship after his freshman season...was training to be an EMT when he was discovered at a workout			

THE HEAD COACHES

Game #12 • Houston Texans vs. New England Patriots • Sunday, Dec. 1, 2013

TEXANS HEAD COACH GARY KUBIAK



Gary Kubiak has transformed the Houston Texans from a two-win club into back-to-back AFC South division champions and one of the most well-rounded teams in the NFL since taking the reins as head coach in 2006. Kubiak's offensive system has consistently ranked among the NFL's best and he has used a talented roster and coaching staff to key the ascension of Houston's defense.

Kubiak was named the AFC Coach of the Year by Kansas City-based NFL 101 after leading the Texans to a 10-6 regular season record and the franchise's first division crown, playoff berth and playoff win in 2011. The Houston native followed up that landmark campaign with a 12-4 record, another AFC South crown and a second consecutive trip to the Divisional round of the playoffs. He has a franchise-record 63 wins (including the playoffs) since being named the second head coach of the Houston Texans on Jan. 26, 2006.

The Texans have had the five best seasons in franchise history under Kubiak, going 8-8 in 2007 and 2008 before producing the first winning season in team history in 2009 at 9-7, and the 2011 and 2012 playoff seasons. Kubiak's tenure has produced the top six scoring, total offense and passing season marks in franchise history from 2007-12. Houston and Denver are the only two teams in the NFL to produce at least one top-five total offense, rushing offense and passing offense performance since 2008. The top three rushing seasons in franchise history have come on Kubiak's watch as well, including a franchise-record 153.0 yards per game in 2011, which ranked second in the NFL.

Four of the Texans' top five defensive seasons have come under Kubiak, including the third-largest defensive turnaround in NFL history from 2010 to 2011. Twenty-six of the 30 Pro Bowl selections in team history have come during Kubiak's tenure and the Texans are the only team in the NFL to have produced a rushing, receiving, passing and sack leader since Kubiak became head coach.

The Texans have posted a 38-26 (.594) home record since 2006, including a 2-0 record in the playoffs, and have had at least a .500 record at home in each of Kubiak's seven seasons. The team was 10-22 (.315) at home prior to Kubiak's arrival.

Kubiak spent 20 of the previous 23 years in the Denver area, where he earned a reputation as a brilliant offensive strategist. He played in 119 games and tossed 14 touchdowns for the Broncos from 1983-91 as the backup for Hall of Fame quarterback John Elway. During his time as a player in the Mile High City, Kubiak was a part of three teams that reached the Super Bowl.

Kubiak, born in Houston, is married to Rhonda. The couple has three sons and two daughters in law: Klint and his wife, Tessa, Klay and his wife, Marissa, and Klein. Klint, a former safety at Colorado State, is in his first season as an offensive quality control coach with the Minnesota Vikings. Klay played quarterback at CSU and is now teaching and coaching at Strake Jesuit in Houston. Klein is a senior wide receiver at Rice.

	GARY KUBIAK
2006-13	Head Coach Houston Texans
2003-05	Offensive Coordinator Denver Broncos
1995-02	Offensive Coordinator/QBs Denver Broncos
1994	Quarterbacks San Francisco 49ers
1992-93	Running Backs Texas A&M

PATRIOTS HEAD COACH BILL BELICHICK



Bill Belichick is in his 39th season as an NFL coach and is the only head coach in NFL history to win three Super Bowl championships in a four-year span. He is fifth all-time with 213 total victories as a head coach. In 2012, Belichick became the eighth head coach to win at least 200 games and his winning percentage of .655 ranks third in NFL history among coaches with 150 or more wins, trailing only George Halas (.682) and

Don Shula (.666).

Belichick was named head coach of the New England Patriots on Jan. 27, 2000, and is in his 14th season as the team's head coach. Through 13-plus seasons, Belichick has delivered three Super Bowl championships, five conference titles, 10 division crowns and 16 playoff victories, while posting an overall record of 164-62. Belichick directed the Patriots to victories in Super Bowls XXXVI (2001), XXXVIII (2003) and XXXIX (2004), and in 2007 he became the only NFL head coach to guide his team to a 16-0 regular season.

From 2001-12, the Patriots won 76.1 percent of their regular-season games (143-45), recording the highest winning percentage of any major American professional sports team over that span. Over a 100-game stretch from 2003-08, Belichick directed the team to an 82-18 record – the best record in any 100-game span in NFL history. Belichick has led the Patriots to a winning record in each of the last 11 seasons.

In 2012, Belichick became the eighth head coach in NFL history to record 200 victories and in the process, guaranteed a .500 or better record for the Patriots for the 12th straight season. With a 12-4 regular-season record, Belichick has led New England to a winning record for 12 consecutive seasons (2001-2012). He also added to his NFL record streak of 10-win seasons and won his 18th career playoff game as a head coach, taking sole possession of third place all time in postseason victories for a head coach.

In 2011, the Patriots finished with 6,848 total net yards, setting a franchise season record for total net yards. That total is fourth all-time in NFL history.

Patriots fans witnessed Belichick's impact on a team firsthand in 1996 when he joined the Patriots after five seasons as the head coach of the Cleveland Browns. That year, the Patriots claimed their first division title in 10 years with an 11-5 record and won their first two playoff games at Foxboro Stadium to advance to Super Bowl XXXI.

Belichick's NFL coaching career began in 1975 and he has helped produce five Super Bowl titles, seven conference championships and 16 division titles. He won his first two Super Bowls as the defensive coordinator for the New York Giants in 1986 and again in 1990.

Belichick launched his coaching career in 1975 with the Baltimore Colts and continued as an assistant coach with Detroit (1976-77), Denver (1978) and the New York Giants (1979-1990).

He attended Phillips Academy in Andover, Mass., before enrolling at Wesleyan, where he earned his bachelor's degree in economics in 1975.

	BILL BELICHICK
2000-12	Head Coach New England Patriots
1997-99	Asst. Head Coach New York Jets
1996	Asst. Head Coach New England Patriots
1991-95	Head Coach Cleveland Browns
1985-90	Defensive Coordinator New York Giants
1981-84	LBs/Special Teams New York Giants
1979-90	Def. Asst./Special Teams New York Giants
1978	Asst. Special Teams/Asst. to Def. Coord. Denver Broncos
1977	TEs/WRs Detroit Lions
1976	Asst. Special Teams Detroit Lions
1975	Staff Assistant Baltimore Colts

HEAD COACH COMPARISON

Gary Kubiak		Bill Belichick
61-62	Reg. Season Record	195-104
2-2	Playoff Record	18-8
8	Years as NFL head coach	19
8	Years as team's head coach	14
1-2	Career Head-to-Head	2-1
1-2	Career vs. Team (Reg. season)	3-1

TEXANS-PATRIOTS MATCHUP

Game #12 • Houston Texans vs. New England Patriots • Sunday, Dec. 1, 2013

TEXANS-PATRIOTS REGULAR SEASON SERIES BREAKDOWN

		Overall: 1-3		Home: 1-1	Road: 0-2	
Date	W/L	Score	H/A	Venue	Texans QB	Patriots QB
11/23/03	L	20-23	H	Reliant Stadium	T. Banks	T. Brady
12/17/06	L	7-40	A	Gillette Stadium	D. Carr	T. Brady
01/3/10	W	34-27	H	Reliant Stadium	M. Schaub	T. Brady
12/10/12	L	42-14	A	Gillette Stadium	M. Schaub	T. Brady

Record vs. Patriots Patriots lead, 3-1
 Last meeting Patriots 42, Texans 14 (12/10/12)
 Texans largest margin of victory 7 (Texans 34, Patriots 27; 1/3/10)
 Patriots largest margin of victory ... 33 (Patriots 40, Texans 7; 12/17/06)
 Current win streak Patriots, 1
 Texans longest win streak 1 (2010)
 Patriots longest win streak 2 (2003-06)
 Most points, Texans 34 (34-27 win, 1/3/10)
 Most points, Patriots 42 (42-14 win, 12/10/12)
 Most points, both teams 61 (Texans 34, Patriots 27; 1/3/10)
 Fewest points, Texans 7 (40-7 loss; 12/17/06)
 Fewest points, Patriots 23 (23-20 win; 11/23/03)
 Fewest points, both teams 43 (Patriots 23, Texans 20; 11/23/03)
 Most net yards, Texans 439 (1/3/10; Texans 34, Patriots 27)
 Most net yards, Patriots 472 (11/23/03; Patriots 23, Texans 20)
 Most rushing yards, Texans 144 (1/3/10; Texans 34, Patriots 27)
 Most rushing yards, Patriots 130 (12/10/12; Patriots 42, Texans 14)
 Most passing yards, Texans 295 (1/3/10; Texans 34, Patriots 27)
 Most passing yards, Patriots 344 (11/23/03; Patriots 23, Texans 20)
 Fewest net yards, Texans 169 (11/23/03; Patriots 23, Texans 20)
 Fewest net yards, Patriots 230 (12/17/06; Patriots 40, Texans 7)
 Fewest rushing yards, Texans 89 (12/17/06; Patriots 23, Texans 20)
 Fewest rushing yards, Patriots 74 (1/3/10; Texans 34, Patriots 27)
 Fewest net passing yards, Texans 80 (11/23/03; Patriots 23, Texans 20)
 Fewest net passing yards, Patriots 125 (12/17/06; Patriots 40, Texans 7)
 Most sacks, Texans 4 (11/23/03; Patriots 23, Texans 20)
 Most sacks, Patriots 4 (12/17/06; Patriots 40, Texans 7)
 Most interceptions, Texans 2 (11/23/03; Patriots 23, Texans 20)
 Most interceptions, Patriots 4 (12/17/06; Patriots 40, Texans 7)
 Most turnovers, Texans 4 (12/17/06; Patriots 40, Texans 7)
 Most turnovers, Patriots 3 (11/23/03; Patriots 23, Texans 20)
 Most penalties, Texans 7-70 (12/10/12; Patriots 42, Texans 14)
 Most penalties, Patriots 6-56 (12/10/12; Patriots 42, Texans 14)

TEXANS-PATRIOTS BRIEFLY

- The Texans trail the all-time series 1-3 in the regular season and are 1-1 at Reliant Stadium.
- **Last Meeting:** New England 41, Houston 28 in the AFC Divisional playoff on Jan. 13, 2013 at Gillette Stadium.
- Both games at Reliant Stadium have been decided by seven points or less.

CAREER STATISTICS VS. NEW ENGLAND (reg. season only)

PASSING

Player	G	A-C-I	Yds	Pct.	TD	Sk/Lst	Rtg
M. Schaub	3	105-61-2	833	58.1	5	6/46	91.5

RUSHING

Player	G	Att.	Yds	Avg.	Lg	TD
B. Tate	1	8	46	5.8	23	0
G. Jones	1	1	0	0.0	0	0

RECEIVING

Player	G	Rec.	Yds	Avg.	Lg	TD
A. Johnson	4	23	225	9.8	25	1
L. Jean	1	2	31	15.5	24	0
G. Jones	1	1	6	6.0	6	0
B. Tate	1	1	-1	-1.0	-1	0
K. Martin	1	1	-4	-4.0	-4	0

KICKOFF RETURNS

Player	G	KOR	Yds	Avg.	Lg	TD
K. Martin	1	2	39	19.5	27	0

PUNT RETURNS

Player	G	FC	PR	Yds	Avg.	Lg	TD
K. Martin	1	1	2	1	0.5	1	0

PUNTING

Player	G	No.	Blk	Avg.	Lg	TB	I20	Net
S. Lechler	4	19	0	44.3	66	1	8	38.8

DEFENSE

Player	G	UA	A	Tot	Sk	Yds	INT	PD	FF	FR
J. Rogers	4	16	4	20	0	0	1	1	0	0
J. Joseph	4	14	3	17	0	0	0	1	0	0
J. Mays	2	8	2	10	0	0	0	0	0	0
A. Smith	3	2	5	7	0	0	0	0	0	0
E. Mitchell	1	0	5	5	0	0	0	0	1	0
D. Sharpton	1	1	4	5	0	0	0	0	0	0
J. Watt	1	2	2	4	0	0	0	0	1	0
E. Mack	1	4	0	4	0	0	0	0	0	0
K. Jackson	1	1	1	2	0	0	0	0	0	0
W. Mercilus	1	2	0	2	1	7	0	0	0	0
B. McCain	1	0	0	0	0	0	0	1	0	0

TEXANS BIG DAYS AGAINST THE PATRIOTS

- WR **Andre Johnson** caught four passes for 37 yards and a touchdown on 11/23/03. He also caught eight passes for 95 yards on 12/10/12.
- QB **Matt Schaub** threw for 303 yards on 24-of-39 and two touchdowns on 1/3/10. Schaub completed 34-of-51 passes for 343 yards and two touchdowns against the Patriots in the Divisional Round of the playoffs on 1/13/13.

TEXANS-PATRIOTS MATCHUP

Game #12 • Houston Texans vs. New England Patriots • Sunday, Dec. 1, 2013

TEXANS-PATRIOTS OFFENSIVE COMPARISON

	HST	Rnk	NE	Rnk
Yards / Game	363.5	11	370.9	9
Yards / Play	5.23	18	5.20	21
Rushing Yards / Game	116.4	14	125.9	10
Rushing Yards / Play	4.35	9	4.29	12
Passing Yards / Game	247.1	11	245	14
Passing Yards / Play	6.18	25	6.27	21
Interception Rate	2.95%	23	1.63%	4
Sacks / Pass Attempt	6.82%	12	7.21%	15
First Downs / Game	20.0	13t	22.4	7
Punt Return Avg	8.1	24	11.7	7
Kickoff Return Avg	24.6	9	21.3	25
Field Goals Made	67.86%	32	96.30%	1
3rd Down Pct	33.95%	27	36.42%	18
4th Down Pct	38.46%	22t	41.67%	19
Red Zone Pct	46.43%	26t	53.19%	16
Goal to Go Pct	66.67%	17t	60.00%	24
Avg Time of Possession	31:40	5	28:45	26
Points/Game	18.1	30	26.2	6

TEXANS-PATRIOTS DEFENSIVE COMPARISON

	HST	Rnk	NE	Rnk
Yards / Game	290.4	1	360.1	21
Yards / Play	4.96	6	5.06	11
Rushing Yards / Game	118.5	22	139.7	31
Rushing Yards / Play	4.22	22	4.49	26
Passing Yards / Game	171.8	1	220.4	9
Passing Yards / Play	6.14	8	5.96	6
Interception Rate	1.30%	31	3.19%	9
Sacks / Pass Attempt	8.77%	9	8.35%	10
First Downs / Game	15.9	1	21.5	27
Punt Return Avg	12.5	27	8.1	14
Kickoff Return Avg	26.3	30	19.0	1
3rd Down Pct	36.42%	12	43.45%	30
4th Down Pct	50.00%	18t	25.00%	5t
Red Zone Pct	65.71%	30	54.29%	14t
Goal-To-Go Pct	72.73%	22	80.00%	29t
Points Allowed	26.3	26t	20.9	9
Point Differential/Game	-8.2	30	5.3	8
Yard Differential/Game	73.1	3	10.8	12

2013 INDIVIDUAL COMPARISON (active players only)

TEXANS PATRIOTS

PASSING YARDS

Matt Schaub	1,707	Tom Brady	2,896
Case Keenum.....	1,161		

RUSHING YARDS

Ben Tate	544	Stevan Ridley	576
Dennis Johnson.....	119	LeGarrette Blount	374
Case Keenum.....	51	Brandon Bolden.....	263

RECEIVING YARDS

Andre Johnson	1,002	Julian Edelman	610
DeAndre Hopkins	554	Aaron Dobson	492
Garrett Graham	436	Kenbrell Thompkins.....	450

POINTS SCORED

Randy Bullock.....	75	Stephen Gostkowski.....	108
Andre Johnson	30	Stevan Ridley	42
Garrett Graham	24	Aaron Dobson	24
		Julian Edelman	24
		Kenbrell Thompkins.....	24

INTERCEPTIONS

Johnathan Joseph	1	Aqib Talib	4
Shiloh Keo	1	Logan Ryan	2
D.J. Swearinger	1	Duron Harmon	2

SACKS

J.J. Watt.....	9.5	Chandler Jones	10.5
Whitney Mercilus	5.5	Chris Jones	5.0
Antonio Smith	5.0	Rob Ninkovich	5.0

DEFENSIVE TACKLES

J.J. Watt.....	93	Brandon Spikes	69
Darryl Sharpton	92	Rob Ninkovich	67
Earl Mitchell	73	Chandler Jones	61
Brooks Reed.....	70		

SPECIAL TEAMS TACKLES

Eddie Pleasant	8	Dane Fletcher.....	9
Justin Tuggle	7	Chris White.....	8
Bryan Braman.....	5	Nate Ebner	7

KICKOFF RETURNS (Avg.)

Keshawn Martin.....	26.0	LeGarrette Blount	23.3
---------------------	------	-------------------------	------

PUNT RETURNS (Avg.)

Keshawn Martin.....	8.5	Julian Edelman	11.7
---------------------	-----	----------------------	------

FIELD GOALS

Randy Bullock.....	19-28	Stephen Gostkowski...	26-27
--------------------	-------	-----------------------	-------

PUNTING (GROSS/NET AVG.)

Shane Lechler	48.8/39.7	Ryan Allen	46.0/39.7
---------------------	-----------	------------------	-----------

TEXANS-PATRIOTS MATCHUP

Game #12 • Houston Texans vs. New England Patriots • Sunday, Dec. 1, 2013

TEXANS-PATRIOTS CONNECTIONS



McClain

FORMER PATRIOTS ON THE TEXANS

NT **Terrell McClain** (2012); ILB **Jeff Tarpinian** signed as undrafted free agent with the Patriots out of college and played in 10 games with one start for the Patriots from 2011-12.



Jones

FORMER TEXANS ON THE PATRIOTS

DT **Chris Jones** was a sixth-round draft pick of the Texans in 2013 and spent training camp with the team.



Amendola



Talib

PATRIOTS WITH CONNECTIONS TO TEXAS

WR **Danny Amendola** (The Woodlands/Texas Tech); WR **Josh Boyce** (Copperas Cove/TCU); T **Marcus Cannon** (Odessa/TCU); QB **Ryan Mallett** (Texarkana); CB **Aqib Talib** (Richardson); Special Teams Coordinator **Scott O'Brien** (coached at Rice University, 1986); Wide Receivers Coach **Chad O'Shea** (Houston/Univ. of Houston/coached there 1996-99); Asst. Head Coach/Offensive Line **Dante Scarnecchia** (coached at SMU 1975-76, 1980-81)



Reed



Gronkowski

TEXANS-PATRIOTS COLLEGE CONNECTIONS

Texans Linebackers Coach **Reggie Herring** (2005-07) coached at Arkansas when Patriots DE **Jake Bequette** (2007-11) played there; Texans Quarterbacks Coach **Karl Dorrell** (2003-07) coached at UCLA when Patriots WR **Matt Slater** (2003-07) played there; Texans CB **Kareem Jackson** (2007-09) played at Alabama with Patriots LB **Dont'a Hightower** (2008-11) when Patriots Special Teams Asst. **Joe Judge**

(2009-11) coached there; Texans DE **Jared Crick** (2007-11) played at Nebraska with Patriots CB **Alfonzo Dennard** (2008-11); Texans WR **DeVier Posey** (2008-11) played at Ohio State with Patriots S **Nate Ebner** (2009-11); Texans G **Wade Smith** (1999-02) played at Memphis with Patriots K **Stephen Gostkowski** (2002-05); Texans OLB **Whitney Mercilus** (2008-11) played at Illinois with Patriots DL **Michael Buchanan** (2009-12), TE **Michael Hoomanawanui** (2007-09) and S **Tavon Wilson** (2008-11); Texans NT **Earl Mitchell** (2006-09) and OLB **Brooks Reed** (2006-10) played at Arizona with Patriots TE **Rob Gronkowski** (2007-09); Texans Wide Receivers Coach **Larry Kirksey** (1989) coached at Pittsburgh with Patriots Special Teams Coordinator **Scott O'Brien** (1987-90); Texans RB **Dennis Johnson** (2008-12) played at Arkansas with Patriots DE **Jake Bequette** (2007-11) and QB **Ryan Mallett** (2007-11)



Jones



Connolly

TEXANS-PATRIOTS PRO CONNECTIONS

Patriots S **Steve Gregory** played for San Diego (2006-11) when Texans Defensive Coordinator **Wade Phillips** (2004-06) coached there; Texans Offensive Coordinator **Rick Dennison** (1995-09) and Asst. Offensive Line Coach **Jim Ryan** (2004-08) coached at Denver with Patriots Offensive Coordinator **Josh McDaniels** (2009-10) and Patriots Special Teams Coordinator **Scott O'Brien** (2007-08) when Texans T **Ryan Harris** (2007-11), C **Chris Myers** (2005-07) played there; Texans G **Wade Smith** (2003-05) played for Miami when **O'Brien** (2005-06) coached there; Texans Quarterbacks Coach **Karl Dorrell** (2008-11) coached for Miami when Patriots DE **Rob Ninkovich** (2007-08) played there and Off. Asst. **Brian Daboll** (2011) coached there; Texans Assistant Special Teams Coach **Bob Ligashesky** (2012) coached for Tampa Bay when Patriots RB **LeGarrette Blount** (2010-12) and CB **Aqib Talib** (2008-12) played there; Texans FB **Greg Jones** (2004-12) played for Jacksonville with Patriots G **Dan Connolly** (2005); G **Wade Smith** (2006-07) played for the New York Jets with Patriots RB **Leon Washington** (2006-09).

THE LAST TIME THEY MET...

Game #12 • Houston Texans vs. New England Patriots • Sunday, Dec. 1, 2013



AFC DIVISIONAL: New England 41, Houston 28
68,756 • Gillette Stadium • Foxborough, Mass. • Jan. 13, 2013



GAME SUMMARY

For the second consecutive year, the Texans' season ended with a road loss in the Divisional Round of the playoffs.

The Texans lost 41-28 to the New England Patriots at Gillette Stadium, coming up one victory short of hosting the AFC Championship Game in Houston.

The Texans scored 10 points in the final 1:15 of the second quarter, including a 55-yard field goal by **Shayne Graham** on the final play of the first half, to cut a 17-3 to 17-13 at halftime. The Patriots then went on a 21-0 run to start the second half and build a 38-13 lead with 13:07 remaining.

Texans RB **Arian Foster** had 153 yards from scrimmage and two touchdowns. QB **Matt Schaub** was 34-of-51 for 363 yards with two touchdowns and one interception. Both of his touchdowns came in the game's final 12 minutes.

Patriots QB **Tom Brady** was 25-of-40 for 344 yards and three touchdowns and was sacked just once. RB **Shane Vereen** had 165 total yards and three touchdowns, including two receiving. The Patriots were 6-of-13 (46 percent) on third down, while the Texans were 4-of-15 (27 percent).

The game started with a 94-yard kickoff return by Texans S **Danieal Manning** to the New England 12-yard line. But the Texans had to settle for a 27-yard field goal by Graham after FB **James Casey** dropped a touchdown pass on second down and Schaub overthrew **Andre Johnson**, who was open in the middle of the end zone, on third down.

The Patriots then stormed out to a 17-3 lead with a 1-yard touchdown run by Vereen, a 37-yard field goal by **Stephen Gostkowski** and an 8-yard touchdown catch by Vereen with 3:38 left in the first half.

Foster ran for a 1-yard touchdown with 1:15 remaining in the second quarter to cap a five-play, 47-yard scoring drive. The Texans' defense forced a three-and-out, and Graham made a career-long 55-yard field goal as time expired in the second quarter.

That was the closest the Texans would get. Patriots RB **Stevan Ridley** ran 8 yards for a touchdown on the first series of the third quarter. Schaub was picked off by DE **Rob Ninkovich** at the New England 31-yard line with 4:14 left in the period. The Patriots converted the turnover into seven points with a 5-yard touchdown catch by WR **Brandon Lloyd**.

Down 31-13 early in the fourth quarter, the Texans went for it twice on fourth-and-one from deep in their own territory. They converted the first one with a 1-yard run by Foster from the Houston 23-yard line. Four plays later, Schaub threw an incomplete pass on fourth-and-one. Brady capitalized with a 33-yard scoring pass to Vereen on the next play.

The Texans made it 38-20 less than two minutes later with a 25-yard touchdown catch by rookie WR **DeVier Posey**. The pass initially was ruled incomplete, but officials overturned the call after a challenge by **Gary Kubiak**. Posey tipped the ball to himself before catching it on his back in the end zone.

After a three-and-out by the Patriots, the Texans drove 79 yards in 11 plays for a touchdown. Foster caught a 1-yard scoring pass from Schaub on fourth-and-goal, and Johnson made a leaping catch on the two-point conversion to make it 38-28 with 5:11 remaining. The Patriots recovered the ensuing onside kick and ran 3:57 off the clock, ending up with a 38-yard field goal with 1:14 remaining for the game's final score.

TE **Owen Daniels** had nine catches for 81 yards. Johnson totaled eight for 95. DE **J.J. Watt** had four tackles and half a sack, which he split with OLB **Brooks Reed**.

SCORING

SCORE BY PERIODS	1	2	3	4	OT	Total
Houston Texans	3	10	0	15	-	28
New England Patriots	7	10	14	10	-	41

SCORING DRIVES

Team	Qtr	Time	Play Description (Extra Point) (Drive info)	HOU	NE
Texans	1	13:57	S.Graham 27 yd. Field Goal (4-3, 1:03)	3	0
Patriots	1	1:28	S.Vereen 1 yd. run (S.Gostkowski kick) (6-65, 3:01)	3	7
Patriots	2	10:16	S.Gostkowski 37 yd. Field Goal (11-65, 3:51)	3	10
Patriots	2	3:38	S.Vereen 8 yd. pass from T.Brady (S.Gostkowski kick) (7-80, 2:56)	3	17
Texans	2	1:15	A.Foster 1 yd. run (S.Graham kick) (5-47, 2:23)	10	17
Texans	2	0:00	S.Graham 55 yd. Field Goal (5-25, 0:24)	13	17
Patriots	3	11:30	S.Ridley 8 yd. run (S.Gostkowski kick) (7-69, 3:30)	13	24
Patriots	3	1:21	B.Lloyd 5 yd. pass from T.Brady (S.Gostkowski kick) (6-63, 2:53)	13	31
Patriots	4	13:07	S.Vereen 33 yd. pass from T.Brady (S.Gostkowski kick) (1-33, 0:06)	13	38
Texans	4	11:35	D.Posey 25 yd. pass from M.Schaub (S.Graham kick) (5-37, 1:32)	20	38
Texans	4	5:11	A.Foster 1 yd. pass from M.Schaub (M.Schaub-A.Johnson pass) (11-79, 4:47)	28	38
Patriots	4	1:14	S.Gostkowski 38 yd. Field Goal (9-27, 3:57)	28	41

TEAM STATISTICS

	TEXANS	PATRIOTS
TOTAL FIRST DOWNS	25	24
THIRD DOWN EFFICIENCY	4-15-27%	6-13-46%
FOURTH DOWN EFFICIENCY	3-4-75%	0-0-0%
TOTAL NET YARDS	425	457
NET YARDS RUSHING	91	122
NET YARDS PASSING	334	335
PASS ATTEMPTS-COMPLETIONS-HAD INTERCEPTED	51-34-1	40-25-0
KICKOFFS Number-In End Zone-Touchbacks	5-1-1	8-6-3
PUNTS Number and Average	5-36.4	5-52.8
FGs - PATs Had Blocked	0-0	0-0
Net Punting Average	32.4	49.4
TOTAL RETURN YARDAGE (Not Including Kickoffs)	17	6
PENALTIES Number and Yards	3-20	5-56
FUMBLES Number and Lost	3-0	0-0
TOUCHDOWNS	3	5
EXTRA POINTS Made-Attempts	3-3	5-5
FIELD GOALS	2-2	2-2
RED ZONE EFFICIENCY	2-3-67%	4-6-67%
GOAL TO GO EFFICIENCY	2-2-100%	3-3-100%
SAFETIES	0	0
TIME OF POSSESSION	31:24	28:36

INDIVIDUAL STATISTICS

RUSHING (Att-Yds): Houston, A. Foster 22-90, M. Schaub 1-1. New England, S. Ridley 15-82, S. Vereen 7-41, D. Woodhead 1-0, T. Brady 1-(-1).

PASSING (C-A-Y-I): Houston, M. Schaub 34-51-343-2. New England, 25-40-344-1.

RECEIVING (Rec-Yds): Houston, O. Daniels 9-81, A. Johnson 8-95, A. Foster 7-63, D. Posey 3-47, J. Casey 3-29, K. Walter 2-15, G. Graham 2-13. New England, W. Welker 8-131, A. Hernandez 6-85, S. Vereen 5-83, B. Lloyd 5-32, S. Ridley 1-13.

SACKS (Sk-Yds): Houston, B. Reed 0.5-4.5, J. Watt 0.5-4.5. New England, Team 1.0-9.

INTERCEPTIONS (Int-Yds): Houston, none. New England, R. Ninkovich 1-6.

TACKLES (S-A-T): Houston, B. James 2-9-11, C. Barwin 3-4-7, D. Manning 3-3-6, J. Joseph 3-2-5, B. Reed 2-3-5, G. Quin 1-4-5, K. Jackson 2-2-4, J. Watt 1-3-4, E. Mitchell 1-3-4, S. Keo 1-3-4, B. Reed 1-2-3, B. Harris 2-0-2, A. Smith 1-0-1, A. Ball 1-0-1, W. Mercilus 0-1-1, J. Crick 0-1-1. New England, A. Talib 9-1-10, S. Gregory 6-4-10, D. McCourty 6-1-7, J. Mayo 5-2-7, B. Spikes 4-2-6, V. Wilfork 3-2-5, R. Ninkovich 2-2-4, D. Hightower 2-1-3, A. Dennard 2-1-3, T. Wilson 2-1-3, C. Jones 1-1-2, J. Francis 1-0-1, K. Arrington 1-0-1, B. Deaderick 1-0-1, T. Scott 1-0-1, K. Love 0-1-1.

MISSED FIELD GOALS: None.

LAST WEEK VS. JACKSONVILLE

Game #12 • Houston Texans vs. New England Patriots • Sunday, Dec. 1, 2013



GAME 11: Jacksonville 13, Houston 6

71,659 • Reliant Stadium • Houston, Texas • Nov. 24, 2013



GAME SUMMARY

The Texans dropped their ninth-straight game, falling to Jacksonville 13-6.

K **Randy Bullock** led the Texans with field goals from 49 and 20 yards. Rookie RB **Dennis Johnson** rushed for 74 yards on 13 carries. TE **Garrett Graham** led the Texans with five catches for 32 yards. QB **Case Keenum** was 18-of-34 for 169 yards and one interception which came on Houston's final drive. DE **J.J. Watt** recorded a sack for the fifth straight game and blocked his second field goal of the season.

Jacksonville RB **Maurice Jones-Drew** had his best game of the year with 14 carries for 84 yards and one touchdown and caught six passes for 60 yards. QB **Chad Henne** was 23-of-32 for 239 passing. WR Cecil Shorts led the Jaguars with eight catches for 71 yards.

On the first play of the game, Texans DE **Antonio Smith** and NT **Earl Mitchell** sacked Henne for a loss of 7 yards. Henne answered two plays later with a 51-yard pass to rookie WR **Ace Sanders** to set up first-and-goal from the 8-yard line. Four plays later, Jones-Drew plunged in from a yard out on fourth down for a 7-0 lead with 10:57 remaining in the first quarter.

Jacksonville extended the lead to 10-0 with a 30-yard field goal from Josh Scobee at the 8:01 mark of the second quarter. Jones-Drew began the 73-yard drive with a 44-yard run.

Houston punted on its first five possessions but gained momentum on its last series of the first half. Dennis Johnson churned out 47 yards on four consecutive rushes to start the drive to take Houston to the Jacksonville 33. Keenum extended the drive with a 2-yard gain on third-and-one. But it was as far as the Texans would get and the team settled for a 49-yard field goal by Bullock to cut the lead to 10-3 with :33 remaining in the first half.

Keenum moved the offense 83 yards on the first drive to start the second half. The drive stalled at the 2-yard line, leaving Bullock to convert a 20-yard field goal attempt that made it 10-6 with 8:29 remaining in the third quarter.

Jacksonville's next drive was kept alive with a roughing the passer penalty on third-and-10. Smith's hit on Henne extended the drive to set up another Scobee field goal attempt. Watt blocked the 49-yarder and FS **Shiloh Keo** returned it 25 yards with 0:57 remaining in the third quarter.

Keenum and the offense took over at the Jaguars' 49-yard line but the field position but could not capitalize as the drive ended on a failed fourth-and-one attempt. Houston challenged the spot but the call stood and Jacksonville took over at its 40-yard line.

The Jaguars increased the lead to 13-6 two possessions later on Scobee's 53-yard field goal with 6:44 remaining in the game.

With less than two minutes remaining, the Texans had a chance to tie the game. Keenum, in a hurry-up offense, connected with WR **Andre Johnson** on a 21-yard pass and was able to move the ball 39 yards after seven plays. A pass intended for WR **Keshawn Martin** was intercepted by DE **Ryan Davis** with 0:34 remaining to end the drive and Houston's hopes to tie the game.

SCORING

SCORE BY PERIODS	1	2	3	4	OT	Total
Jacksonville Jaguars	7	3	0	3	-	13
Houston Texans	0	3	3	0	-	6

SCORING DRIVES

Team	Qtr	Time	Play Description (Extra Point) (Drive info)	JAC	HOU
Jaguars	1	10:57	M.Jones-Drew 1 yd. run (J.Scobee kick) (10-75, 4:03)	7	0
Jaguars	2	7:57	J.Scobee 30 yd. Field Goal (7-73, 4:01)	10	0
Texans	2	0:29	R.Bullock 49 yd. Field Goal (9-49, 4:35)	10	3
Texans	3	8:26	R.Bullock 20 yd. Field Goal (13-83, 6:34)	10	6
Jaguars	4	6:44	J.Scobee 53 yd. Field Goal (8-42, 4:27)	13	6

TEAM STATISTICS

	JAGUARS	TEXANS
TOTAL FIRST DOWNS	16	11
THIRD DOWN EFFICIENCY	7-17-41%	4-15-27%
FOURTH DOWN EFFICIENCY	1-1-100%	0-1-0%
TOTAL NET YARDS	333	218
NET YARDS RUSHING	118	77
NET YARDS PASSING	239	169
PASS ATTEMPTS-COMPLETIONS-HAD INTERCEPTED	33-23-0	34-18-1
KICKOFFS Number-In End Zone-Touchbacks	4-4-1	3-3-2
PUNTS Number and Average	6-43.2	7-44.9
Net Punting Average	33.3	42.9
FGs - PATs Had Blocked	1-0	0-0
TOTAL RETURN YARDAGE (Not Including Kickoffs)	22	19
PENALTIES Number and Yards	7-63	2-22
FUMBLES Number and Lost	1-0	0-0
TOUCHDOWNS	1	0
EXTRA POINTS Kicking Made-Attempts	1-1	0-0
FIELD GOALS Made-Attempts	2-3	2-2
RED ZONE EFFICIENCY	1-2-50%	0-1-0%
GOAL TO GO EFFICIENCY	1-1-100%	0-1-0%
SAFETIES	0	0
TIME OF POSSESSION	33:41	26:19

INDIVIDUAL STATISTICS

RUSHING (Att-Yds): Jacksonville, M. Jones-Drew 14-84, J. Todman 11-31, C. Henne 3-3. Houston, D. Johnson 13-74, C. Keenum 1-2, B. Tate 7-1.

PASSING (C-A-Y-I): Jacksonville, C. Henne 23-32-239-0, D. Robinson 0-1-0-0. Houston, C. Keenum 18-34-169-1.

RECEIVING (Rec-Yds): Jacksonville, C. Shorts 8-71, M. Jones-Drew 6-60, A. Sanders 4-61, M. Lewis 1-18, J. Forsett 1-9, C. Harbor 1-8, K. Taylor 1-7, J. Todman 1-5. Houston, G. Graham 5-32, B. Tate 5-26, A. Johnson 2-36, D. Johnson 2-13, R. Griffin 1-37, K. Martin 1-12, D. Hopkins 1-8, D. Posey 1-5.

INTERCEPTIONS (Int-Yds): Jacksonville, R. Davis 1-8. Houston, none.

TACKLES (S-A-T): Jacksonville, P. Posluszny 11-3-14, G. Hayes 6-3-9, J. Cyprien 4-2-6, R. Allen 3-3-6, D. Gratz 2-2-4, T. Alualu 3-0-3, A. Branch 2-0-2, M. Harris 2-0-2, R. Miller 1-1-2, S. Marks 1-0-1, A. Ball 1-0-1, J. Evans 1-0-1, J. Babin 0-1-1. Houston, D. Sharpton 5-10-15, J. Watt 10-1-11, E. Mitchell 5-4-9, J. Joseph 8-1-9, J. Mays 3-5-8, D. Swearingen 4-3-7, S. Keo 5-2-7, B. Reed 4-2-6, B. Harris 4-2-6, W. Mercilus 4-0-4, A. Smith 1-2-3, J. Crick 3-0-3, B. McCain 3-0-3, T. McClain 1-1-2.

MISSED FIELD GOAL: Jacksonville, Scobee (49B). Houston, none.

GAME NOTES VS. JACKSONVILLE

Game #12 • Houston Texans vs. New England Patriots • Sunday, Dec. 1, 2013

TEXANS TEAM NOTES

- Houston gave up a season-low 13 points. The previous season low was 17 points to Kansas City in Week 7.
- The Texans fell to 2-9 overall, 1-5 at home, 2-5 in the AFC and 1-2 in the AFC South with the loss.
- The Texans dropped to 13-10 overall and 8-4 at home against Jacksonville all-time with the loss.
- The Texans outgained Jacksonville 158-125 in the second half.
- The Jaguars won the toss and elected to receive.
- Houston's captains for the game were WR **Andre Johnson**, QB **Matt Schaub**, P **Shane Lechler** and DE **J.J. Watt**.
- Inactive players for the Texans were QB **T.J. Yates**, CB **Kareem Jackson**, FS **Jawanza Starling**, CB **Elbert Mack**, T **Andrew Gardner**, G **Cody White** and DE **Tim Jamison**.

INDIVIDUAL PLAYER NOTES:

T DUANE BROWN

- Moved into sole possession of 11th place on the franchise's all-time games played list at 85 games

K RANDY BULLOCK

- Connected on both field goal attempts, a 49-yard field goal in the second quarter and a 20-yard field goal in the third quarter. He is now 19-of-28 on field goals this season and leads the team with 75 points.

TE GARRETT GRAHAM

- Tied for the team lead with five receptions for 32 yards.

TE RYAN GRIFFIN

- Caught a career-long 37-yard pass in the third quarter.

WR ANDRE JOHNSON

- Extended his streak of consecutive games played with a reception to 112 and his franchise record of games played to 149
- Surpassed the 1,000-yard receiving mark for the seventh time in his career with two receptions for 36 yards. He entered the game with 966 yards receiving this season and now has 1,002 yards. He is the 20th player in NFL history with at least seven seasons with 1,000 yards receiving

RB DENNIS JOHNSON

- Led the Texans with a career-high 74 yards rushing on 13 attempts (5.7 avg.), including a career-long of 29-yard run in the second quarter. He also set a career-high with two receptions, good for 13 yards
- Posted the most rushing yards by a Texans rookie since Arian Foster ran for 119 yards against New England on Jan. 3, 2010

FS SHILOH KEO

- Recovered a blocked field goal and returned it 25 yards in the third quarter

P SHANE LECHLER

- Punted seven times for a 44.9 average and had a 42.9 net average on seven punts, and had a long of 53 with one punt downed inside the 20.
- Moved past Jerrel Wilson (1,072) into 14th place on the all-time punts list. Lechler now has 1,073 career punts.

WR KESHAWN MARTIN

- Set a career-high with his 11th receptions of the season. Martin has 11 receptions for 148 yards. He had 10 receptions for 85 yards as a rookie in 2012.

OLB WHITNEY MERCILUS

- Sacked Chad Henne for a loss of 6 yards in the second quarter, giving him 5.5 sacks on the season
- Moved into a tie with Jamie Sharper for seventh place on the franchise's all-time sack list with 11.5 for his career.

NT EARL MITCHELL

- Recorded a half-sack of Chad Henne in the first quarter, setting a career-high with 1.5 sacks on the season

C CHRIS MYERS

- Extended the NFL's longest active consecutive games played streak by an offensive lineman to 132
- Extended the NFL's longest active consecutive games started streak by a center to 107
- Played and started in his 91st consecutive game as a Texan

CB JUSTIN ROGERS

- Made his Texans debut on special teams on the opening kickoff

DE ANTONIO SMITH

- Recorded a half-sack of Chad Henne in the first quarter, bringing his season total to 5.0

DE J.J. WATT

- Sacked Chad Henne for a 7-yard loss, his fifth consecutive game with a sack, the second-longest streak of games with a sack in his career
- Blocked a Josh Scobee field goal attempt in the third quarter, his second of the season and the third of his career
- Official press box statistics credited Watt with a team-high nine tackles, two tackles for loss and five quarterback hits. He entered the game leading the NFL in tackles for loss and quarterback hits. He now has 17 tackles for loss and 35 quarterback hits, according to official NFL statistics.

SCORING DRIVE NOTES:

- Houston's second-quarter scoring drive spanned 49 yards on 9 plays and lasted 4:35, capped by a 49-yard field goal by Randy Bullock
- Houston's third-quarter scoring drive spanned 83 yards on 13 plays and lasted 6:34, capped by a 20-yard field goal by Randy Bullock

HEAD COACH GARY KUBIAK QUOTES

Game #12 • Houston Texans vs. New England Patriots • Sunday, Dec. 1, 2013

GARY KUBIAK MONDAY PRESS CONFERENCE November 25, 2013

(on what he feels about where the team is right now) "Well, I'm looking at the game right now and obviously very disappointed yesterday. As I said after the game, I thought defensively, after the first drive, we settled down, we battled all day and kept the team in position. Special teams, we've been doing some better things the last couple of weeks. Offensively, we just struggled yesterday, really struggled just with some simple things, execution. Did not play very good and disappointed in that. (we're) going to have to be a lot better. I feel the same the way about the game. As far as the big picture, that hasn't changed. I know we're struggling. I know it's tough. (We've) got to be strong and keep going."

(on if QB Case Keenum will remain the starting quarterback) "Yes, Case will play."

(on what he can do to get QB Case Keenum straightened out after his performance in the last two games given that they are about to play New England) "I think that's part of the process. Yeah, we're playing a great football team this weekend. Defensively, just speaking defensively, do a lot of stuff. Bill (Belichick's) always done a lot of stuff and they do it very well. But it's part of the growth process for him and, as I've said before, as coaches, you do everything you can to put him in a successful situation. He's done a lot of good things. Had some early success. I think the last couple of weeks have been a little tougher. I thought it would get tougher, so it doesn't surprise me. But I think he's battling, continues to do some good stuff. We've got to find a way to eliminate some of the mistakes and some of the things that are happening to him. And I think those will happen as he continues to play. You want to find the young man some success. He's had his team in five football games that, look, we've lost every one of them by less than a touchdown. So he's been position, but hasn't had the success of the winning, so that's what we need to find."

(on Jaguars playing saying they sensed that QB Case Keenum didn't feel comfortable in the pocket and if that's something that can be fixed) "I didn't hear about that. Well, I can tell you this, when you're a rookie, you're probably not going to be real comfortable until you play a lot of football. That's part of it. I just think he's going through a growth process. I think, initially, a lot of good things going on, a lot of big plays going on. He's getting played differently a little bit each week, so he's seeing different defenses, different teams. How are you going to play me that day? What do I have to do as a player? He's drifting a little bit in the pocket, which is something we've got to go fixed. That's something that he has confidence to do because of the way he did in college. You can't do that in this league because the edges get real short. That's part of his growth process, but he's a confident kid. Yesterday was a tough day on him, I know. It's tough on everybody, not just Case. Just got to stay positive and keep working."

(on if there's anything he's talked to the offense about how to make things easier on QB Case Keenum) "Yeah, the best thing they can do is just play at the highest level they can possibly play at. That's a good message because, if you're out there playing and you've got a young quarterback or some young guys you, it's easy to get too concerned with what they're doing or maybe what they're not doing, and not do your job. We've just got to all stay focused on our job. Our veterans have done, I think they've done a good job of that. They understand he's young back there. But you look at guys like Chris (Myers) and Andre (Johnson), Duane (Brown). They're trying to help him because they see a talented young man who's done a lot of good things. Like I said, just working through that. I think, if anything, they should understand that because they all started at some place in their career, so they should understand that."

(on if he still believes that the team is a good team and struggling right now or how he views the team) "Well, I know we're struggling, if that's what you're asking me, as a football. We're missing some pieces, obviously, as a football team. A lot of guys get nicked this time of year. You never use that as an excuse. You've got to work through that stuff, so we're no different from that standpoint. There are a lot of young players contributing to what we're doing, so we're finding out from that that perspective. It always gets down to winning and being successful and that's all we care about week-in and week-out regardless of what's going on. Another disappointment yesterday, but another opportunity this week."

(on if he's happy with development of RT Derek Newton right now) "Derek's a second-year player. We're really playing (him) a great deal. Derek's looking for consistency. I think he does some things really well and then he'll struggle at times. He's the same thing and Brandon Brooks, as a player, as a young player. We can all get better and Derek's no different. We're throwing the ball a great deal as a football team. You start to get exposed a little bit when you're out there throwing it 35-40 times and you're down in games. I would just answer your question by saying Derek's improving, but there's still a long way to go to be a consistent pro tackle in this league performer week-in and week-out, but he has the ability to do it. He works at it."

(on why RB Ben Tate struggled so much yesterday and how they get him back on track) "I don't know. There were a couple of times where there really wasn't any room for him. I don't know if he ever got in a rhythm with what he's doing. We know what he's battling through. He's not practicing during the week; he's just playing on Sundays. So I know that's tough from that standpoint, but we definitely appreciate with some of the things going on. The young guy, DJ (Dennis Johnson), was running so well. He did some good things, so we gave him some more opportunities. I think Ben will bounce back."

CONTINUED ON NEXT PAGE...

HEAD COACH GARY KUBIAK QUOTES

Game #12 • Houston Texans vs. New England Patriots • Sunday, Dec. 1, 2013

(on how much injuries to RBs Arian Foster and Ben Tate has thrown off the offense which is typically run-first) "I think in general, just looking at the season and the types of games we've been in, we've been behind and had to come back. Statistically, I'm always self-scouting what we do week-to-week and where we're at as a team. Right now, I'm sitting there looking at how many times we've thrown the ball compared to running it. All those things are off right now and that's why we're sitting here where we're at. When we're playing the way we want to play, you're right, hopefully we're running the ball well. He hit a little stretch yesterday where we had a little spurt, but at the end of the day we didn't consistently run it."

(on how important is time of possession to be successful after leading the league the last couple of years before this season) "This week, it will be extremely important, OK? It's important. That's what we are. We've been somewhere around 32½ to 33 minutes pretty consistently. For the last few years, we've been at the top of the league. Now, we're maybe just a little over 30, I'm not sure. When we're doing what we do best, we usually are hanging on to the football. We're not a good third down team this year; we haven't been consistent. Those two things go hand-in-hand."

(on the defense going from 29 turnovers in 2012 to 8 in 2013 thus far) "Oh boy, I wish I could put a finger on it. You go from the top of the league winning as far as the turnover ratio. Now, you're at the bottom of the league. If you look at the people at the bottom of the league, it goes with being successful and not being successful. That's the way it is. Yesterday we play a game, we had one turnover on the very last play of the game, but you have to find ways to make big plays in this league and you can't get people help. We've struggled on both ends of that stick."

(on if their struggles are more frustrating knowing that if they won three more games, they would be tied for the final Wild Card spot) "Yeah, that's extremely frustrating, especially when you go back and look at some of the games we've lost and some of the situations we've been in. I don't know if I'm right but I think for five weeks in a row, we've lost the game by less than a touchdown. If you flip half of those, then you're sitting here correcting mistakes and playing for opportunities to play in the playoffs. That makes it very difficult, but it is what it is."

(on if he felt the intensity of the Texans was lacking yesterday) "I watched the film and I see guys trying hard and busting their tails. I don't see clean execution. I see a lack of confidence at times and I think that goes with the lack of success. I think I've said this a couple of times, but we can do things better. There are situations where we have to do a little bit more. Does that mean harder? Yeah, you're always trying to do more, but I think our guys are battling. We need some things to happen that would help our confidence. We'll keep working until we get that done."

(on what they can do to try and improve on third downs) "Yesterday, we really should've come out of the game pretty good. We missed about four or five, where it goes back to execution, like I'm talking about. We've struggled, especially I want to say the last three weeks, we've struggled on third downs being able to stay on the field. That goes back to controlling the football and making plays. When you're not, then things happen like they happened to us yesterday."

(on CB Kareem Jackson and TE Owen Daniels and their injury updates) "Kareem, I think he'll do everything he possibly can to play this week, but I think it's still day-to-day. Owen, when he initially started working out, had a little soreness, but he is doing better. He did work pretty hard today. If he can come back or actually get on the practice field, would it be this week? I'm not sure, but he's real close. We'll see how things work out but he has improved over the course of the last week."

EXECUTIVE VP & GM RICK SMITH/COACHING STAFF

Game #12 • Houston Texans vs. New England Patriots • Sunday, Dec. 1, 2013

GENERAL MANAGER AND EXECUTIVE VICE PRESIDENT RICK SMITH



Rick Smith is in his eighth season as General Manager and third as Executive Vice President of Football Operations for the Houston Texans.

Named general manager by owner Bob McNair on June 5, 2006; Smith's appointment made him the youngest general manager in the NFL at 36 and reunited him with former Denver Broncos colleague and first-year head coach, Gary Kubiak. Smith is responsible for overseeing all football-related operations and the Texans player acquisition process, including scouting, signing, drafting and trading for top-tier players while managing the salary cap.

The Texans won their second consecutive AFC South division crown in 2012 and advanced to the Divisional round of the playoffs in 2011 and 2012, compiling a 22-10 regular season record that tied for the second-best mark in the AFC. Houston set a franchise mark with a 12-4 record in 2012; a 10-win improvement under Smith's leadership. Smith's tenure in Houston began with a 6-10 record, followed by a pair of 8-8 records in 2007 and 2008. In 2009, the Texans posted the first winning season in franchise history, narrowly missing the playoffs at 9-7. Houston bounced back from a 6-10 mark in 2010, going 10-6 in 2011, winning the AFC South and securing a playoff berth, both franchise firsts.

Collectively, the Texans' current roster, all acquired by Smith, with the exception of two players, has earned 29 Pro Bowl selections. Nine Texans were selected to the Pro Bowl following the 2012 season, tied for the most in the NFL with San Francisco.

Smith's seven first-round picks, between 2007-13, have combined to start 325 of the 344 games they have played. Three of the six have earned All-Pro honors: left tackle Duane Brown, linebacker Brian Cushing and defensive end J.J. Watt. Watt, the 11th overall pick in 2011, was named the 2012 Defensive Player of the Year following one of the best defensive performances in NFL history and a league-leading 20.5 sacks.

Unrestricted free agents have also thrived in Houston on Smith's watch. Defensive end Antonio Smith, left guard Wade Smith and cornerback Johnathan Joseph have each earned their first career Pro Bowl berths with the Texans.

Smith also orchestrated the trades that brought future Pro Bowlers to Houston: quarterback Matt Schaub from Atlanta in 2007 and center Chris Myers from Denver in 2008. The most well-known college free agent success story in Texans history is running back Arian Foster. Undrafted out of Tennessee in 2009, Foster signed with Houston and spent most of his rookie season on the practice squad before enjoying a breakout campaign in 2010 that included winning rushing title, All-Pro honors and the first of three consecutive Pro Bowl nods.

Smith also orchestrated the trades that brought future Pro Bowlers to Houston: quarterback Matt Schaub from Atlanta in 2007 and center Chris Myers from Denver in 2008. The most well-known college free agent success story in Texans history is running back Arian Foster. Undrafted out of Tennessee in 2009, Foster signed with Houston and spent most of his rookie season on the practice squad before enjoying a breakout campaign in 2010 that included winning rushing title, All-Pro honors and the first of three consecutive Pro Bowl nods.

In his former role with the Broncos, Smith was responsible for evaluating players from around the NFL as well as those in NFL Europe, the Canadian Football League, the Arena Football League and other professional leagues. He also played a central role in the club's preparation for the college draft and was one of the Broncos' primary negotiators for player contracts.

With Smith heading the pro personnel department, the Broncos posted the league's fifth-best regular-season record from 2000-05, going 61-35 (.635). The 61 wins were the most of any AFC West team during that span, 10 more than the next closest team, Kansas City. Denver was one of only four teams in the NFL to reach the playoffs each season from 2003-05.

2013 TEXANS COACHING STAFF

Coach	NFL	Texans
	Exp.	Exp.
Gary Kubiak, Head Coach	20	8
Bill Kollar, Assistant Head Coach/Defensive Line	25	5
Rick Dennison, Offensive Coordinator	19	4
Joe Marciano, Special Teams Coordinator	28	12
Wade Phillips, Defensive Coordinator	37	3
John Benton, Offensive Line Coach	10	8
Perry Carter, Assistant Defensive Backs Coach	8	8
Karl Dorrell, Quarterbacks Coach	9	2
Dan Hammerschmidt, Offensive Assistant	2	2
Chick Harris, Running Backs Coach	33	12
Reggie Herring, Linebackers Coach	8	5
Vance Joseph, Defensive Backs Coach	9	3
Bobby King, Assistant Linebackers Coach	4	3
Larry Kirksey, Wide Receivers Coach	17	7
Bob Ligashesky, Assistant Special Teams Coach	10	1
Marc Lubick, Assistant Wide Receivers Coach	6	4
Brian Pariani, Tight Ends Coach	23	8
Jim Ryan, Assistant Offensive Line Coach	8	3
Matt Schiotz, Assistant Strength and Conditioning Coach	14	5
Cedric Smith, Head Strength and Conditioning Coach	13	4
Jeff Zgonina, Assistant Defensive Line Coach	1	1

WHERE THEY'RE AT

SIDELINE

Gary Kubiak	Head Coach
Wade Phillips	Defensive Coordinator
Bill Kollar	Defensive Line
Joe Marciano	Special Teams Coordinator
John Benton	Offensive Line
Karl Dorrell	Quarterbacks
Dan Hammerschmidt	Offensive Assistant
Chick Harris	Running Backs
Reggie Herring	Linebackers
Vance Joseph	Defensive Backs
Larry Kirksey	Wide Receivers
Bob Ligashesky	Assistant Special Teams
Brian Pariani	Tight Ends
Cedric Smith	Head Strength & Conditioning
Matt Schiotz	Assistant Strength & Conditioning

COACHES BOOTH

Rick Dennison	Offensive Coordinator
Perry Carter	Assistant Defensive Backs
Bobby King	Assistant Linebackers
Marc Lubick	Assistant Wide Receivers
Jim Ryan	Assistant Offensive Line

COACHES' PRONUNCIATION GUIDE

Kubiak	KOO-be-ak
Kollar	KO-lar
Marciano	MAR-C-ah-no
Hammerschmidt	HAM-er-shmit
Ligashesky	Leg-a-shess-kee
Lubick	LOO-bick
Pariani	PAIR-e-ah-nee

GARY KUBIAK NOTES

Game #12 • Houston Texans vs. New England Patriots • Sunday, Dec. 1, 2013

RUSHING TO WIN



Kubiak

Under head coach **Gary Kubiak**, the Texans have made running the ball effectively a priority, and that philosophy has been proven in the team's win-loss record since 2006.

When Houston has run the ball 30 or more times over the last seven seasons, the team is 43-9 (.827 winning pct.). The Texans were 4-1 in 2010, 9-3 in 2011 and 11-0 in 2012 when rushing 30 or more times. Houston is 0-4 in 2013 when rushing 30 or more times.

PRECISION PASSING

Since Head Coach **Gary Kubiak** took over in 2006, the Texans have the second-most accurate passing offense in the NFL. Texans quarterbacks have combined to complete 64.7 percent of their passes.

HIGHEST TEAM COMPLETION PERCENTAGE, 2006-13

Team	Att	Cmp	Pct	Net Yds	YPG
New Orleans Saints	4,845	3,248	67.0	37,583	305.6
Houston Texans	4,193	2,713	64.7	31,327	254.7
New England Patriots	4,429	2,850	64.3	33,798	274.8
San Diego Chargers	3,985	2,562	64.3	31,459	255.8
Green Bay Packers	4,354	2,795	64.2	34,094	277.2
Dallas Cowboys	4,346	2,778	63.9	33,412	271.6
Indianapolis Colts	4,529	2,833	62.6	32,349	263.0

OFFENSIVE PROWESS UNDER KUBIAK

The Houston Texans have put up some impressive offensive numbers under Head Coach **Gary Kubiak** since 2006. **Houston and Denver are the only teams in the NFL to have had their total offense, passing offense and rushing offense each rank in the top five at least once since 2008.**

OFFENSIVE PRODUCTION UNDER KUBIAK (2006-13)

Year	Total	Rank	Rush	Rank	Pass	Rank
2006	279.1	28	105.4	21	173.6	27
2007	333.6	14	99.1	22	234.4	6
2008	382.1	3	115.4	13	266.7	4
2009	383.1	4	92.2	30	290.9	1
2010	386.6	3	127.6	7	259.0	4
2011	372.1	13	153.0	2	219.1	18
2012	372.1	7	132.7	8	239.4	11
2013	363.5	11	116.4	14	247.1	13
Totals	358.8	7	117.8	16	241.0	9
Since 2008	377.3	3	123.2	8	254.1	6



#Texans are 1 of 2 teams to have had its total offense, passing offense and rushing offense rank in the top five at least once since 2008.

ALL-PROS

Ten players have accounted for a combined 15 All-Pro selections in Texans franchise history, with all but one coming during the **Gary Kubiak** Era. Six of those players currently play for the Texans.

DE **J.J. Watt** and LT **Duane Brown** were named to the 2012 Associated Press All-Pro First Team and WR **Andre Johnson** was selected to the AP All-Pro Second Team. The Texans' three AP All-Pro players were the second-most in franchise single-season history, behind the four second-team selections in 2011.

Watt was one of two unanimous selections along with Minnesota Vikings RB **Adrian Peterson** in his first appearance on the All-Pro team. Brown, who was named to the 2011 All-Pro Second Team, was the third player in Texans history, along with Johnson and RB **Arian Foster** to earn multiple All-Pro selections.

TEXANS AP ALL-PRO HONOREES

Player	Position	Squad	Year
J.J. Watt	DE	First	2012
Duane Brown	LT	First	2012
Andre Johnson	WR	Second	2012
Duane Brown	LT	Second	2011
Brian Cushing	ILB	Second	2011
Arian Foster	RB	Second	2011
Johnathan Joseph	CB	Second	2011
Arian Foster	RB	First	2010
Vonta Leach	FB	First	2010
Andre Johnson	WR	First	2009
Brian Cushing	LB	Second	2009
Andre Johnson	WR	First	2008
Mario Williams	DE	Second	2007
DeMeco Ryans	LB	Second	2007
Jerome Mathis	KR	First	2005

INCREASED PASS PROTECTION

The improved pass protection of the offensive line has been a key reason the Houston passing attack has been one of the most dangerous in the NFL under head coach **Gary Kubiak** over the last six seasons.

Since 2007, Texans quarterbacks have been sacked 202 times on 3,914 pass plays, or a mere 5.2 percent of the time. That sack percentage is the eighth-lowest in the NFL during that period.

LOWEST SACK PERCENTAGE, 2007-13

Team	Att	Cmp	Yds/Gm	Sk	Sk Pct
New Orleans Saints	4,265	2,876	298.3	148	3.4
Indianapolis Colts	3,972	2,471	251.4	166	4.0
New York Giants	3,642	2,185	237.2	180	4.7
Atlanta Falcons	3,796	2,384	238.1	192	4.8
New England Patriots	3,902	2,524	271.3	202	4.9
Tennessee Titans	3,355	1,994	201.1	174	4.9
Denver Broncos	3,738	2,313	246.0	196	5.0
Houston Texans	3,712	2,384	251.1	202	5.2

In comparison, Houston allowed a sack on 10.63 percent of pass plays from 2002-06, giving up 272 sacks on 2,559 plays prior to 2007.

HOUSTON TEXANS SACK PERCENTAGES, 2002-06 vs. 2007-13

Years	W-L	Att	Cmp	Yds/Gm	Sk	Sk Pct
2002-06	24-56	2,287	1,368	164.3	272	10.6%
2007-13	55-52	3,712	2,384	251.1	202	5.2%

2013 TEXANS NOTES

Game #12 • Houston Texans vs. New England Patriots • Sunday, Dec. 1, 2013

O-LINE LEADING THE WAY

Houston's offensive line has blocked for 28 100-yard rushing performances since the start of the 2010 season, the most in the NFL in that time. The Texans' line blocked for eight 100-yard performances in 2010, 11 in 2011, seven in 2012 and two thus far in 2013.

100-YARD RUSHING PERFORMANCES, 2010-13

Team	100-Yard Performances
Houston	28
Minnesota	24
Philadelphia	21
Seattle	21
Oakland	21
Washington	20

CENTURY MARK=WINS

Since 2011, Houston has played in 18 games where they have had a player rush for at least 100 yards, which is second in the NFL in that time. The Texans are 14-4 in those games.

MOST WINS WITH A 100-YARD RUSHER SINCE 2011

Team	W	L	Tie	Pct.
Houston	14	4	0	.778
Seattle	12	7	0	.632
San Francisco	10	0	0	1.000
Philadelphia	10	5	0	.667
Oakland	10	3	0	.769
Baltimore	9	2	0	.818
Minnesota	9	9	1	.500
Washington	9	8	0	.529

USING THE TIGHT ENDS

Since head coach **Gary Kubiak** took over in Houston in 2006, Texans tight ends have become become viable receiving threats in addition to solid blockers. TE **Owen Daniels** owns three of the top five single-game receiving marks by tight ends in franchise history, all of which have come during Kubiak's tenure. TE **Garrett Graham** set the franchise mark for receiving yards in a game with 136 against Oakland in Week 11.

TOP RECEIVING GAMES BY TEXANS TIGHT ENDS

Player	Date	Opp	Rec	Yds	Avg	Lg	TD
Garrett Graham	11/17/13	Oak	7	136	19.4	42t	1
Owen Daniels	11/2/08	Min	11	133	12.1	21	0
Owen Daniels	10/25/09	SF	7	123	17.6	42t	1
Joel Dreessen	10/9/11	Oak	5	112	22.4	56t	1
Owen Daniels	12/21/08	Oak	7	111	15.9	35	0
Joel Dreessen	11/21/10	NYJ	4	106	26.5	43t	1
Owen Daniels	12/11/11	Cin	7	100	14.3	27	0
Owen Daniels	10/29/06	Ten	9	99	11.0	25	2

Daniels ranks second in the Texans receiving annals with 4,614 career yards on 385 career receptions.

RUSHING UNDER DENNISON



Dennison

The Texans surpassed 2,000 rushing yards as a team for the third consecutive season in 2012. It's not a coincidence that every 2,000-yard rushing season in the franchise's history has come since Offensive Coordinator **Rick Dennison** joined the Texans coaching staff in 2010.

Dennison has orchestrated a running game that set franchise rushing records in 2010 and 2011. The Texans ranked second in the NFL with 153.0 rushing yards per game and set a franchise record with 2,448 rushing yards in 2011. That total bested the previous mark of 2,042 set in Dennison's first year directing the offense in 2010. The Texans ranked eighth in the NFL with 2,123 rushing yards (132.7 average) in 2012.

Dennison has helped direct a top-10 run game in 10 of the previous 12 seasons as either an offensive line coach or offensive coordinator.

TEAM RUSHING UNDER DENNISON

Year	Team	Position	Att.	Yds	Avg.	Rnk
2001	Denver	Offensive Line	481	1,877	3.9	10
2002	Denver	Offensive Line	457	2,266	5.0	5
2003	Denver	Offensive Line	543	2,629	4.8	2
2004	Denver	Offensive Line	534	2,333	4.4	4
2005	Denver	Offensive Line	542	2,539	4.7	2
2006	Denver	Off. Coordinator	488	2,152	4.4	8
2007	Denver	Off. Coordinator	429	1,957	4.6	9
2008	Denver	Off. Coordinator	287	1,862	4.8	12
2009	Denver	Offensive Line	440	1,836	4.2	18
2010	Houston	Off. Coordinator	423	2,042	4.8	7
2011	Houston	Off. Coordinator	546	2,448	4.5	2
2012	Houston	Off. Coordinator	508	2,123	4.2	8
2013	Houston	Off. Coordinator	294	1,280	4.4	14

TEXANS' D SINCE PHILLIPS' ARRIVAL



Phillips

Houston's defense has maintained its level of play from its first year under the guidance of Defensive Coordinator **Wade Phillips**, when it ranked second in total defense in 2011. The 2012 defense ranked seventh in the NFL, holding opponents to 323.3 yards per game. Through 11 games, Houston's defense ranks first with 290.1 yards per game in 2013.

HOUSTON DEFENSIVE RANKINGS, 2011-13

Category	Mark	Rank
Completion Percentage	53.7	1
Passes Defensed	259	2
Rushing TDs Allowed	21	2
Total Defense	300.9	2
Passing	198.5	2
Rushing	102.3	3
Sacks	115	6t
Passer Rating	78.5	7
3rd-down Pct.	34.9	8
Points/Game	20.9	7
Opp. Fumble Recoveries	28	12t

2013 TEXANS NOTES

Game #12 • Houston Texans vs. New England Patriots • Sunday, Dec. 1, 2013

PHILLIPS AS A HEAD COACH

Houston Texans Defensive Coordinator **Wade Phillips** assumed head coaching duties during Head Coach **Gary Kubiak**'s absence but was not the coach of record in the interim. 2013 marked the 12th season Phillips has assumed head coaching duties of a team in his 37 years coaching in the NFL. Phillips has compiled an 82-61 regular-season record (.573 winning percentage) and led his NFL-record sixth franchise into a game as a head coach or interim head coach in Week 10 at Arizona.

WADE PHILLIPS AS A HEAD COACH

Year	Team	W	L	Pct
1985	New Orleans Saints	1	3	.250
1993	Denver Broncos	9	7	.563
1994	Denver Broncos	7	9	.438
1998	Buffalo Bills	10	6	.625
1999	Buffalo Bills	11	5	.688
2000	Buffalo Bills	8	8	.500
2003	Atlanta Falcons	2	1	.667
2007	Dallas Cowboys	13	3	.813
2008	Dallas Cowboys	9	7	.563
2009	Dallas Cowboys	11	5	.688
2010	Dallas Cowboys	1	7	.125
Totals		82	61	.573

Italics - Interim Head Coach

3-AND-OUT

The Texans have forced opponents to 37 three-and-out series this season in 130 possessions for the fourth-highest percentage of three-and-outs at 28.5 percent.

3-AND-OUT DEFENSIVE SERIES

Team	Series	Drives	Percentage
Oakland	133	41	30.8
Cincinnati	138	42	30.4
New Orleans	125	38	30.4
Houston	130	37	28.5
Baltimore	144	39	27.1

WE'LL TAKE TWO

TE **Garrett Graham** and WR **Andre Johnson** became the seventh pair of players to both have 100 yards receiving in the same game in franchise history against Oakland in Week 11. Graham set a franchise record for tight ends with 136 yards receiving, while Johnson added 116.

HOUSTON TEXANS GAMES WITH MULTIPLE 100-YARD RECEIVERS

Date	Opponent	Receiver	Yds	Receiver	Yds
11/17/13	Oak	Garrett Graham	136	Andre Johnson	116
10/9/11	Oak	Arian Foster	116	Joel Dreessen	112
9/25/10	at NO	Andre Johnson	128	James Casey	126
9/19/10	at Was (OT)	Andre Johnson	158	Kevin Walter	144
10/18/09	at Cin	Andre Johnson	135	Steve Slaton	102
12/24/05	Jac	Andre Johnson	119	Corey Bradford	101
10/10/04	Min (OT)	Andre Johnson	170	Derick Anderson	101

NO RUNNING ALLOWED

Since defensive coordinator Wade Phillips' arrival in 2011, Houston ranks second in the NFL and leads the AFC in giving up the fewest rushing touchdowns in the NFL with 19.

FEWEST RUSHING TOUCHDOWNS ALLOWED, 2011-13

Team	Att	Yards	TD
San Francisco 49ers	1,055	3,881	19
Houston Texans	1,077	4,400	21
Seattle Seahawks	1,138	4,688	22
Baltimore Ravens	1,216	4,576	26
Denver Broncos	1,175	4,522	26

< 200

Since Defensive Coordinator **Wade Phillips** took control of Houston's defense in 2011, the Texans have held opponents to 200 yards or less in a game five times in the regular season, including a franchise-low 117 yards allowed against Jacksonville in Week 2 of 2012. Houston also held Cincinnati to 198 yards of offense in the 2012 Wild Card game.

GAMES HOLDING OPPONENTS TO 200 YARDS OR LESS, 2011-12

Houston	5
Baltimore	5
Pittsburgh	4
Seattle	4
San Francisco	4
Carolina	4

KEEP YOUR EYES ON NO. 1...

Houston's No. 1 draft pick, WR **DeAndre Hopkins**, turned heads during the offseason and has shown why, being named the Offensive Rookie of the Month for September and recording with 39 receptions for 554 yards and a touchdown through 11 games.

Since 2006, the Texans have had eight first-round picks combine to start 403 of a 422 games in which they've played for the team. Six of those eight have started every game as a rookie:

TEXANS FIRST-ROUND DRAFT PICKS UNDER GARY KUBIAK

Player	Draft Year	Draft Pos.	Career GP	GS
DE Mario Williams	2006	1	82	82
DT Amobi Okoye	2007	10	62	58
LT Duane Brown	2008	26	85	85
LB Brian Cushing	2009	15	56	56
CB Kareem Jackson	2010	20	56	53
DE J.J. Watt	2011	11	43	43
OLB Whitney Mercilus	2012	26	27	15
WR DeAndre Hopkins	2013	27	11	11

Current Texans in bold italics

2013 TEXANS NOTES

Game #12 • Houston Texans vs. New England Patriots • Sunday, Dec. 1, 2013

THE ANATOMY OF A COMEBACK

The Texans dug themselves a 28-7 hole after 34 minutes of play in the season opener at San Diego, setting the stage for the largest comeback victory in franchise history. Houston scored 24 unanswered points during the last 19:57 of the game to come away with the win, and got big plays in all three phases of the game.

Following San Diego's final score with 10:42 remaining in the third quarter, Houston put together three scoring drives and got some much needed help with ILB **Brian Cushing's** 18-yard pick-six with 9:30 remaining in the fourth quarter.

Below are some facts of note when looking back at Houston's comeback win:

- The Texans netted 217 yards of offense and scored 17 points on their final five drives, compared to 200 net yards and seven points on their first six drives.
- The Texans improved to 50 percent on third downs (4-of-8) on their final five drives compared to 40 percent (2-of-5) on their first six.
- Houston's defense forced one turnover (Cushing's interception return) and four three-and-outs on San Diego's last five possessions. The Chargers totaled 10 yards on 13 plays in that time.
- Texans P **Shane Lechler** pinned San Diego inside its own 20 on his two second-half punts, at the 13- and 16-yard lines.
- The Texans defense held San Diego to 0-for-4 on third downs and did not allow a first down on the Chargers' last five series compared to 7-of-10 on third downs and 14 first downs on their first six drives.

LARGEST COMEBACK WINS IN TEXANS HISTORY

21 at San Diego, 9/9/13, 31-28 final

18 vs. Tennessee, 11/28/04, 31-21 final

17 at Washington, 9/19/10, 30-27 final (OT)

14 Four times, last vs. Jacksonville, 11/18/12, 43-37 final (OT)

11 vs. Miami, 10/12/08, 29-28 final

TEXANS SEASON-OPENING RECORDS SET AT SAN DIEGO

SEASON-OPENING INDIVIDUAL RECORDS

Pass Attempts:	Matt Schaub	45	at San Diego	9/9/13
Old:	Matt Schaub	33	New York Jets	9/13/09
	Matt Schaub	33	at Pittsburgh	9/7/08
Completions	Matt Schaub	34	at San Diego	9/9/13
Old:	Matt Schaub	25	at Pittsburgh	9/7/08
Yards	Matt Schaub	346	at San Diego	9/9/13
Old:	David Carr	266	at Miami	9/7/03
TD passes	Matt Schaub	3	at San Diego	9/9/13
Old:	David Carr	2	Dallas	9/8/02
Rating	Matt Schaub	110.0	at San Diego	9/9/13
Old:	Matt Schaub	102.4	Miami	9/9/12
Receptions	Andre Johnson	12	at San Diego	9/9/13
Old:	Andre Johnson	10	at Pittsburgh	9/7/08
Receiving Yards	Andre Johnson	146	at San Diego	9/9/13
Old:	Andre Johnson	142	Kansas City	9/9/07
Receiving TDs	Owen Daniels	2	at San Diego	9/9/13
Old:	Many, last A. Johnson	1	Miami	9/9/12

SEASON-OPENING TEAM RECORDS

Total Yards	449	at San Diego	9/9/13
Old:	393	at Miami	9/7/03
Passing Yards	329	at San Diego	9/9/13
Old:	266	at Miami	9/7/03

GETTING BETTER OVERTIME

Houston won its third consecutive overtime game in Week 2 against Tennessee, 30-24. Prior to 2010, the Texans were 0-6 in overtime games. Since 2010, Houston is 4-2 in overtime games, a .667 winning percentage. The Texans are 1-1 in overtime games in 2013

OVERTIME WINNING PERCENTAGE SINCE 2010 (Five or more games played)

Team	W	L	Pct.
New York Jets	4	1	.800
Arizona Cardinals	5	2	.714
Dallas Cowboys	5	2	.714
Washington Redskins	5	2	.714
Houston Texans	4	2	.667

The Texans are the only team in NFL history to win back-to-back overtime games in a span of five days, doing so in Weeks 11 and 12 of 2012.

HOUSTON TEXANS OVERTIME HISTORY (4-8)

Date	Opponent		Pts	Opp
11/23/03	New England	L	20	23
10/10/04	Minnesota	L	28	34
11/27/05	St. Louis	L	27	33
1/1/06	at San Francisco	L	17	20
12/10/06	Tennessee	L	20	26
9/28/08	at Jacksonville	L	27	30
9/19/10	at Washington	W	30	27
12/13/10	Baltimore	L	28	34
11/18/12	Jacksonville	W	43	37
11/22/12	at Detroit	W	34	31
9/15/13	Tennessee	W	30	24
9/29/13	Seattle	L	20	23

HOUSTON'S RAVING FANS

The Texans have played to capacity crowds at Reliant Stadium since beginning play in the NFL in 2002, **selling out all 120 preseason, regular season and postseason home games in franchise history.**

Following the 2002 season, Reliant Stadium seating was expanded to 71,054 to incorporate more "Raving Fans."

MARCIANO AND HARRIS IN 12TH SEASON WITH TEXANS

Special teams coordinator **Joe Marciano** and running backs coach **Chick Harris** are in their 12th season with the Texans. They are the only holdovers from the original coaching staff during the Texans' first season, in 2002.

Marciano, Harris and Texans Director of Equipment Services, **Jay Brunetti** and Senior Director of Broadcasting and play-by-play voice **Marc Vandermeer** are the only four Texans staff members who have been at every game in franchise history.

HOUSTON TEXANS 2013 DRAFT CLASS

Rd.	Pick	Overall	Player	Position	Ht	Wt	School
1	27	27	DeAndre Hopkins	WR	6-1	218	Clemson
2	25	57	D.J. Swearinger	SS	5-10	208	South Carolina
3	27	89	Brennan Williams (IR)	OT	6-6	310	North Carolina
3	33	95	Sam Montgomery (Released)	OLB	6-3	260	LSU
4	27	124	Trevardo Williams (IR)	OLB	6-1	236	Connecticut
6	8	176	David Quessenberry (IR)	T/G	6-5	306	San Jose State
6	27	195	Alan Bonner (IR)	WR	5-10	191	Jacksonville State
6	30	198	Chris Jones (Released)	DT	6-2	306	Bowling Green
6	33	201	Ryan Griffin	TE	6-6	254	Connecticut

Offense - 5; Defense - 4



DeANDRE HOPKINS

WIDE RECEIVER

Height: 6-1 | Weight: 218 | College: Clemson |
 Hometown: Central, S.C. | Rookie |
 First with Texans | Age as of Kickoff Weekend 2013: 21 |
 Acquired: D1-'13 |

10

College Career Notes:

- Appeared in 39 games, starting 32 contests for the Clemson Tigers
- Had 206 receptions for 3,020 yards (14.7 avg) and 27 touchdowns, adding 32 yards on a pair of kickoff returns and 82 yards on 12 punt returns (6.8 avg), along with recording three tackles (2 solos) to amass 3,134 all-purpose yards, an average of 80.4 yards per game
- The only player in Clemson history with multiple 100-yard receiving performances in bowl games (105 vs. South Florida in the 2010 Meineke Car Care Bowl; 107 vs. West Virginia in the 2011/12 Orange Bowl; 191 yards vs. Louisiana State in the 2012 Chick-fil-A Bowl), as he tallied 32 receptions for 403 yards and three touchdowns in three postseason appearances
- His 206 receptions rank seventh in Atlantic Coast Conference history and second on the school career list, topped by only Aaron Kelly (232; 2005-08), as they are the only Tigers to ever catch 200 passes for the university
- His 3,020 receiving yards are the sixth-highest total by an ACC player and established a school all-time record, breaking the previous mark of 2,733 yards by Aaron Kelly
- Hopkins is just the sixth player from an ACC institution to gain 3,000 yards receiving in a career, joining Conner Vernon of Duke (3,749; 2009-12), Peter Warrick of Florida State (3,517; 1996-99), Torry Holt of North Carolina State (3,379; 1995-98), Clarkston Hines of Duke (3,318; 1986-89) and Jericho Cotchery of North Carolina State (3,119; 2000-03)
- His 27 touchdown grabs tied Herman Moore of Virginia (1988-90) for eighth on the conference all-time record chart, as it also set a school record, topping the previous high of 20 scoring catches by Aaron Kelly
- His 13 100-yard receiving performances rank tied for 13th on the ACC career record list



D.J. SWEARINGER

SAFETY

Height: 5-10 | Weight: 208 | College: South Carolina |
 Hometown: Greenwood, S.C. | Rookie |
 First with Texans | Age as of Kickoff Weekend 2013: 22 |
 Acquired: D2-'13 |

36

College Career Notes:

- Started 33-of-52 games at South Carolina, where he was primarily the free safety, but also lined up in the slot in the nickel packages and at times, either cornerback spot over the course of a game
- Finished with 244 tackles (184 solos) that included 6.5 stops behind the line of scrimmage and three quarterback pressures
- Caused four fumbles and recovered two others, advancing one 65 yards for a touchdwn vs. Alabama-Birmingham, the longest return of a fumble recovery in school history
- Had six interceptions for 94 yards, returning two interceptions for touchdowns and also deflected 16 passes
- Gained 126 yards on six kickoff returns (21.0 avg)



RYAN GRIFFIN

TIGHT END

Height: 6-6 | Weight: 254 | College: Connecticut |
 Hometown: Londonderry, N.H. | Rookie |
 First with Texans | Age as of Kickoff Weekend 2013: 23 |
 Acquired: D6d-'13 |

84

College Career Notes:

- Two-time Second Team All-Big East selection
- Ranked second among tight ends in the Connecticut record books with 10 receiving touchdowns and 116 career receptions
- Played in the Raycom College Football All-Star Classic

DeANDRE HOPKINS NOTES

Game #12 • Houston Texans vs. New England Patriots • Sunday, Dec. 1, 2013

HOPKINS PLAYING BEYOND HIS YEARS



Hopkins

Texans rookie WR **DeAndre Hopkins** showed why he was the 27th overall pick in the draft and why he earned his reputation as a big-game receiver with a clutch performance in Week 2 against Tennessee. Hopkins took over on Houston's game-tying drive in the fourth quarter, catching three consecutive passes for 64 yards. In overtime, he came up big with a 25-yard reception on third-and-10, taking Houston to Tennessee's 1-yard line.

Two plays later, Hopkins pulled in his first career touchdown reception, snaring a 3-yard pass from QB **Matt Schaub**.

Hopkins finished the game with seven receptions for 117 yards. It was the first 100-yard receiving game by an NFL rookie this season. It was also the first 100-yard game by a Texans wide receiver not named **Andre Johnson** since 2010 and the second-best receiving total for a Texans rookie in franchise history.

While at Clemson, Hopkins showed a propensity for big-game performances, becoming the only player in school history to have multiple 100-yard bowl games.

Among rookies, Hopkins is second with 554 yards receiving and fourth with 39 receptions. His performance against Tennessee was the fourth 100-yard receiving game by a Texans rookie in franchise history.

HOUSTON TEXANS ROOKIE 100-YARD RECEIVING GAMES

Player	Date	Opp	Rec	Yds	TD
Andre Johnson	11/16/03	at Buf	4	122	1
DeAndre Hopkins	9/15/13	Ten	7	117	1
Andre Johnson	12/21/03	Ten	5	108	0
Andre Johnson	9/21/03	KC	7	102	2

HOPKINS LEADING THE PACK

Texans rookie WR **DeAndre Hopkins** is among the NFL's top rookie receivers:

NFL ROOKIE RECEIVING YARDS

Player	Rec	Yds	Avg	LG	TD
K. Allen, SD	50	737	14.7	36	3
D. Hopkins, Hou	39	554	14.2	35	2
T. Williams, Dal	30	508	16.9	82t	5
J. Reed, Was (TE)	45	499	11.1	38	3
A. Dobson, NE	35	492	14.1	81t	4

NFL ROOKIE RECEPTIONS

Player	Rec	Yds	Avg	LG	TD
K. Allen, SD	50	737	14.7	36	3
J. Reed, Was (TE)	45	499	11.1	38	3
G. Bernard, Cin (RB)	42	345	8.2	31	3
D. Hopkins, Hou	39	554	14.2	35	2
A. Dobson, NE	35	492	14.1	81t	4
T. Austin, StL	35	384	11.0	81t	4

HOPKINS NAMED NFL OFFENSIVE ROOKIE OF THE MONTH

Houston Texans WR **DeAndre Hopkins** was named NFL Offensive Rookie of the Month for September. He is the first Texan to earn rookie of the month honors since ILB **Brian Cushing** was tabbed with the distinction in 2009 (November and December).

Hopkins is the sixth Texan and third offensive player to earn rookie of the month honors (seventh awarded) in franchise history. The last Texans offensive rookie to win the award was RB **Steve Slaton** in December 2008.

Hopkins (6-1, 218) finished the month with 20 receptions for 270 yards (13.5 avg.) and a touchdown. The 27th overall selection in the 2013 NFL Draft, Hopkins led all rookies in receiving yards, total yards from scrimmage and tied for the most receptions in September.

Hopkins had an exceptional game in Week 2 against Tennessee (9/15) when he recorded seven receptions for 117 yards and the game-winning touchdown in overtime. **With his 3-yard touchdown reception, he became the youngest player in NFL history to score a game-winning touchdown in overtime (21 years and 101 days).**

TEXANS NFL ROOKIE OF THE MONTH AWARD WINNERS:

Player	Month	Year
WR DeAndre Hopkins	September	2013
LB Brian Cushing	December	2009
	November	2009
RB Steve Slaton	December	2008
DT Amobi Okoye	September	2007
LB DeMeco Ryans	December	2006
RB Domanick Williams	October	2003

Current Texans in **bold**.

HOPKINS AND TEXANS ROOKIE RECORDS

RECEPTIONS			RECEIVING YARDS		
Player	Year	Rec.	Player	Year	Yards
Andre Johnson	2003	66	Andre Johnson	2003	976
Steve Slaton (RB)	2008	50	DeAndre Hopkins	2013	554
Domanick Williams (RB)	2003	47	Jabar Gaffney	2002	483
Jabar Gaffney	2002	41	Steve Slaton (RB)	2008	377
DeAndre Hopkins	2013	39	Owen Daniels (TE)	2006	352
Owen Daniels (TE)	2006	34	Domanick Williams (RB)	2003	351
Wali Lundy (RB)	2006	33	Wali Lundy (RB)	2006	204

TOUCHDOWN RECEPTIONS			SCRIMMAGE YARDS		
Player	Year	TD	Player	Year	Yards
Owen Daniels (TE)	2006	5	Steve Slaton (RB)	2008	1,659
Andre Johnson	2003	4	Domanick Williams (RB)	2003	1,040
DeAndre Hopkins	2013	2	Andre Johnson	2003	966
Keshawn Martin	2012	1	Wali Lundy (RB)	2006	680
Jabar Gaffney	2002	1	Jonathan Wells	2002	577
Derick Armstrong	2003	1	DeAndre Hopkins	2013	554
Jerome Mathis	2005	1	Jabar Gaffney	2002	483
Jarrod Baxter	2002	1	Owen Daniels (TE)	2006	352
			Arian Foster	2009	350
			Darius Walker	2007	345

ANDRE JOHNSON NOTES

Game #12 • Houston Texans vs. New England Patriots • Sunday, Dec. 1, 2013

'DRE HITTING THE MARK



Johnson

WR **Andre Johnson** is the only player in NFL history to record at least 60 receptions in each of his first eight NFL seasons. An injury-plagued 2011 season prevented him from extending that streak to nine. He returned healthy in 2012 to record his fourth 100-catch season and sixth 1,000-yard season.

Below is a look at Johnson's reception and yardage totals each year of his career.

ANDRE JOHNSON RECEIVING TOTALS YEAR-BY-YEAR

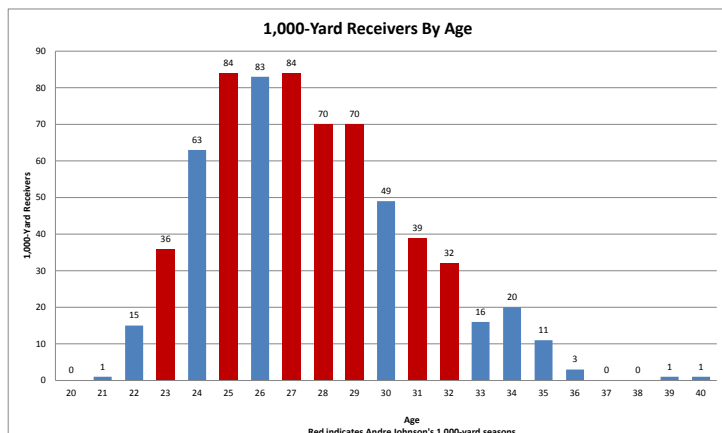
Year	G	Rec	Yds	Avg	Lg	TD
2003	16	66	976	14.8	46t	4
2004	16	79	1,142	14.5	54t	6
2005	13	63	688	10.9	53t	2
2006	16	103	1,147	11.1	53	5
2007	9	60	851	14.2	77t	8
2008	16	115	1,575	13.7	65	8
2009	16	101	1,569	15.5	72t	9
2010	13	86	1,216	14.1	60	8
2011	7	33	492	14.9	50	2
2012	16	112	1,598	14.3	60t	4
2013	11	74	1,002	13.5	62t	5
Totals	149	892	12,256	13.7	77t	61

JOHNSON DEFYING AGING TREND

The odds of having a 1,000-yard receiving season in the NFL significantly drop once a player turns 30, as shown on the chart below. Texans WR **Andre Johnson** seemed to reflect that in an injury-plagued 2011 season, catching 33 passes for 492 yards in seven games as a 30-year old.

Turns out it was just a down year for the Texans all-time leading receiver. He bounced back in 2012 with a career-high 1,598 yards receiving and just recorded his seventh career 1,000-yard receiving season with 1,002 yards through 11 games at the age of 32. He also recorded the first back-to-back multi-touchdown games of his career in Weeks 9 (3) and 10 (2).

According to data provided by Pro-Football-Reference.com, more players have had 1,000-yard seasons at ages 25 and 27 (84) than any other age. From age 27 to 28, there is a 16.7 percent drop (84 to 70). From 29 to 30, there is a 30 percent drop in the number of 1,000-yard receivers, followed by a 20.4 percent drop from 30 to 31 and another 18 percent drop from 31 to 32.



JOHNSON'S AVERAGE IS EXTRAORDINARY

WR **Andre Johnson** has averaged 82.3 yards per game for his career, which ranks second only to Detroit WR **Calvin Johnson** (88.6) in NFL history.

MOST RECEIVING YARDS PER GAME, NFL HISTORY

(Minimum 100 games played)

Player	G	Rec	Yds	TD	YPG
Calvin Johnson*	102	554	9,034	65	88.6
Andre Johnson*	149	592	12,256	61	82.3
Torry Holt	173	920	13,382	74	77.4
Marvin Harrison	190	1,102	14,580	128	76.7
Jerry Rice#	303	1,549	22,895	197	75.6
Lance Alworth#	136	542	10,266	85	75.5
Michael Irvin#	159	750	11,904	65	74.9
Brandon Marshall*	118	686	8,700	54	73.7
Larry Fitzgerald*	151	814	11,019	85	73.0
Terrell Owens	219	1,078	15,934	153	72.8

* indicates active players; # indicates Hall of Fame member



#Texans WR @johnson80 has 19 games with at least 10 receptions and 100 yards, the most in @NFL history.

GETTING BETTER WITH AGE

Rumors of WR **Andre Johnson's** decline early in the 2012 season were greatly exaggerated. Johnson had one of the best seasons of his 11-year career thanks to the most productive 8-game stretch of his career. Johnson caught 70 passes for 1,034 yards in the last eight regular season games (129.3 yards per game) of 2012.

Houston's quiet co-captain had 112 receptions for an AFC-best 1,598 yards. He surpassed the 10,000-yard mark for his career in Week 6 against Green Bay, the 11,000-yard mark in Week 15 against Indianapolis and crossed the 12,000-yard mark in Week 8 of 2013 vs. Indianapolis.

GAMES BETWEEN CAREER MILESTONES

Receptions	Games	Yards	Games
0-100	23	0-1,000	17
101-200	20	1,001-2,000	12
201-300	15	2,001-3,000	19
301-400	17	3,001-4,000	14
401-500	13	4,001-5,000	12
501-600	16	5,001-6,000	9
601-700	16	6,001-7,000	10
701-800	17	7,001-8,000	11
801-892	12	8,001-9,000	10
		9,001-10,000	14
		10,000-11,000	8
		11,000-12,000	10
		12,001-12,256	3

Johnson and **Marvin Harrison** are the only players in NFL history who have three seasons with at least 100 receptions and 1,500 yards receiving. Johnson and **Jerry Rice** are the only players in NFL history to have 100 receptions and 1,500 yards receiving in their 10th season or later.

Johnson became the second-fastest player in NFL history to reach 800 career receptions, doing so in his 137th career game, in Week 16 against Minnesota. Harrison was the fastest player to the mark, doing so in his 131st career game.

ANDRE JOHNSON NOTES

Game #12 • Houston Texans vs. New England Patriots • Sunday, Dec. 1, 2013

AN ERA OF GREATNESS

Since 2009, **Andre Johnson** has averaged 93.2 receiving yards per game. That is the second-best mark in the NFL in that time.

Johnson's five-year averages of 93.5 yards per game from 2007-11 and 94.9 yards per game from 2008-12 are greater than that of **Jerry Rice** during the most productive five-year stretch of his career, from 1992-96. In that time frame, Rice caught 524 passes for 7,305 yards in 80 games, an average of 91.3 yards per game.

Below is a look at the most productive five-year stretches for some of the best receivers in NFL history:

Players	Years	GP	Rec.	Yds	YPG
Calvin Johnson	2009-13	71	428	6,947	97.8
Marvin Harrison	1999-03	79	563	7,594	96.1
Andre Johnson	2008-12	68	447	6,450	94.9
Andre Johnson	2009-13	63	406	5,877	93.2
Andre Johnson	2007-11	61	395	5,703	93.5
Torry Holt	2000-04	80	465	7,368	92.1
Jerry Rice	1992-96	80	524	7,305	91.3

CLIMBING THE ALL-TIME CHARTS

WR **Andre Johnson** became the 25th player in NFL history to amass 800 receptions, doing so against Minnesota in Week 16 of 2012. He now ranks 15th all-time in receptions with 890 for 12,220 yards and 61 touchdowns in his career. He is the second-fastest to reach 800 career receptions, doing so in his 137th career game. His 800th career catch came on a 5-yard pass from QB **Matt Schaub** in the first quarter.

MOST RECEPTIONS, NFL HISTORY

Rk	Player	Years	Rec.	Yds	Avg	Lg	TD
13	Art Monk	1980-95 (16)	940	12,721	13.5	79t	68
14	Torry Holt	1999-09 (11)	920	13,382	14.5	85t	74
15	Andre Johnson*	2003-13 (11)	892	12,256	13.7	77t	61
16	Keenan McCardell	1992-07 (16)	883	11,373	12.9	76t	63
17	Jimmy Smith	1992-05 (12)	862	12,287	14.3	75	67

*indicates active players

Johnson is 18th on the all-time receiving yards list with 12,220. He became the 21st player in NFL history with 12,000 career receiving yards with a 229-yard performance in Week 9 against Indianapolis. Johnson is second-fastest player ever to reach 12,000 receiving yards, doing so in his 146th career game.

NFL ALL-TIME RECEIVING YARDAGE

Rk	Player	Years	Rec.	Yds	Avg	Lg	TD
16	Art Monk	1980-95 (16)	940	12,721	13.5	79t	68
17	Jimmy Smith	1992-05 (12)	862	12,287	14.3	75	67
18	Andre Johnson*	2003-13 (11)	892	12,256	13.7	77t	61
19	Charlie Joiner	1969-86 (18)	750	12,146	16.2	87t	65
20	Hines Ward	1998-11 (14)	1,000	12,083	12.1	85t	85

*indicates active players



@johnson80 has the second-highest yards/game receiving average in @NFL history with at least 100 games played at 82.6. #Texans

YARDS AND YEARS

Texans WR **Andre Johnson** is tied with former Indianapolis Colts WR **Marvin Harrison** for the most 100-catch, 1,500-yard seasons seasons in NFL history. Johnson caught 112 passes for a career-best 1,598 yards in 2012. He is the second-oldest player to have 100 catches and 1,500 receiving yards in a season at 31 years, five months and 19 days old. **Jerry Rice** was the oldest to have a 100-1,500 season at 33 years, 2 months and 11 days old in 1995. Texans Wide Receivers Coach **Larry Kirksey** was also Rice's position coach in 1995.

There have only been 21 100-1,500 performances in NFL history. Below is a look at the players who were 30 years and older during their 100-1,500 seasons.

30-PLUS WITH 100 AND 1,500

Player, Tm	*Age	Year	Rec	Yds	TD
Jerry Rice, SF	33 yrs, 2 mos, 11 days	1995	122	1,848	15
Andre Johnson, Hou	31 yrs, 5 mos, 19 days	2012	112	1,598	4
Jimmy Smith, Jac	30 yrs, 10 mos, 24 days	1999	116	1,636	6
Wes Welker, NE	30 yrs, 8 mos	2011	122	1,569	9
Rod Smith, Den	30 yrs, 7 mos, 10 days	2000	100	1,602	8
Marvin Harrison, Ind	30 yrs, 4 mos, 4 days	2002	143	1,722	11

* - Age as of the final regular season game played that year

80-10-100

WR **Andre Johnson** has posted the most games in NFL history of at least 10 receptions and 100 yards receiving with 19.

MOST CAREER GAMES WITH 10+ CATCHES & 100+ YARDS SINCE 1970

Player	Career GP	10-100 Gms	Pct
Andre Johnson	149	19	12.75%
Brandon Marshall	118	15	12.71%
Wes Welker	151	16	10.60%
Jerry Rice	303	15	4.95%
Marvin Harrison	190	14	7.37%
Tim Brown	255	13	5.10%

ALWAYS OPEN

WR **Andre Johnson** has averaged 6.0 receptions per game in his career, the highest average in NFL history.

Since head coach **Gary Kubiak** was hired in 2006, Johnson is averaging 6.6 catches per game.

MOST RECEPTIONS PER GAME, NFL HISTORY

(Minimum 500 receptions)

Player	G	Rec	Yds	Avg	Rec/Gm
Andre Johnson	149	892	12,256	13.7	6.0
Brandon Marshall*	118	686	8,700	12.7	5.8
Marvin Harrison	190	1,102	14,580	13.2	5.8
Wes Welker*	151	833	9,259	11.1	5.5
Anquan Boldin*	151	824	10,889	13.2	5.5
Calvin Johnson*	102	554	9,034	16.3	5.4
Larry Fitzgerald*	151	814	11,019	13.5	5.4

* indicates active players

ANDRE JOHNSON NOTES

Game #12 • Houston Texans vs. New England Patriots • Sunday, Dec. 1, 2013

TOPPING THE CENTURY MARK

WR **Andre Johnson** has 48 career 100-yard games in the regular season, 40 of which have come under head coach Gary Kubiak. **The Texans are 23-17 under Kubiak when Johnson tops 100 receiving yards.**

JOHNSON'S 100-YARD RECEIVING GAMES, CAREER

Date	Opp.		Rec	Yds	Avg	Lg	TD
9/21/03	KC	L	7	102	14.6	43t	2
11/16/03	at Buf	W	4	122	30.5	46t	1
12/21/03	Ten	L	5	108	21.6	42	0
10/3/04	Oak	W	6	115	19.2	33	1
10/10/04	Min	L	12	170	14.2	36	2
11/21/04	GB	L	6	107	17.8	49	0
12/5/04	at NYJ	L	7	125	17.9	37	0
11/27/05	StL	L	12	159	13.3	33	1
12/24/05	Jac	L	7	119	17	53t	1
9/10/06	Phi	L	6	101	16.8	44	0
9/24/06	Was	L	11	152	13.8	53	0
10/1/06	Mia	W	9	101	11.2	30	1
10/22/06	Jac	W	8	106	13.3	35t	1
9/9/07	KC	W	7	142	20.3	77t	1
9/16/07	at Car	W	7	120	17.1	33	2
11/18/07	NO	W	6	120	20.0	73t	1
12/2/07	at Ten	L	9	116	12.9	28t	1
9/7/08	at Pit	L	10	112	11.2	24	0
10/5/08	Ind	L	9	131	14.6	39	1
10/12/08	Mia	W	10	178	17.8	61	1
10/19/08	Det	W	11	141	12.8	18	0
10/26/08	Cin	W	11	143	13.0	27	0
11/23/08	at Cle	W	10	116	11.6	22	0
12/14/08	Ten	W	11	207	18.8	65	1
12/28/08	Chi	W	10	148	14.8	43t	2
9/20/09	at Ten	W	10	149	14.9	72t	2
10/11/09	at Ari	L	8	101	12.6	21	2
10/18/09	at Cin	W	8	135	16.9	59	0
11/8/09	at Ind	L	10	103	10.3	24	0
12/13/09	Sea	W	11	193	17.5	64t	2
12/20/09	at StL	W	9	196	21.8	49	0
9/19/10	at Was	W	12	158	13.2	34t	1
10/17/10	KC	W	8	138	17.3	44	1
11/1/10	at Ind	L	7	106	15.1	28t	1
11/14/10	at Jac	L	9	146	16.2	60	1
12/2/10	at Phi	L	6	149	24.8	42	0
12/13/10	Bal	L	9	140	15.6	46t	2
9/25/11	at NO	L	7	128	18.3	48	0
9/9/12	Mia	W	8	119	14.9	29	1
11/4/12	Buf	W	8	118	14.8	34	0
11/18/12	Jac	W	14	273	19.5	48t	1
11/22/12	at Det	W	9	188	20.9	43	0
12/16/12	Ind	W	11	151	13.7	52	1
12/30/12	at Ind	L	12	141	11.8	39	0
9/9/13	at SD	W	12	146	12.2	27	0
9/29/13	Sea	L	9	110	12.2	17	0
11/3/13	Ind	L	9	229	25.4	62t	3
11/17/13	Oak	L	10	116	11.6	34	0



#Texans WR @johnson80 has 48 career 100-yard receiving games in the regular season.

JOHNSON ASCENDING ONE LIST, ATOP ANOTHER

According to Pro-Football-Reference.com, Texans WR **Andre Johnson** is tied for sixth all-time and leads all active players with 48 career games with 100 yards or more receiving. Johnson has four 100-yard receiving games this season.

CAREER 100-YARD RECEIVING GAMES

Player	From	Tm	W	L	Count
Jerry Rice*	1985-06	SF-Oak-Sea	52	24	76
Randy Moss	1998-12	Min-Oak-NE-Ten-SF	48	16	64
Marvin Harrison	1996-08	Ind	43	16	59
Terrell Owens	1996-10	SF-Phi-Dal-Buf-Cin	33	18	51
Don Maynard*	1958-73	NYJ	28	18	50
Andre Johnson	2003-13	Hou	25	23	48
Torry Holt	1999-09	StL-Jac	28	19	47
Michael Irvin*	1988-99	Dal	36	11	47
Jimmy Smith	1992, 95-05	Jac	29	17	46
Isaac Bruce	1994-09	LAR/StL-SF	23	22	45

CAREER 100-YARD RECEIVING GAMES OF ACTIVE PLAYERS

Player	From	Tm	W	L	Count
Andre Johnson	2003-13	Hou	25	23	48
Steve Smith	2002-13	Car	23	20	43
Reggie Wayne	2002-13	Ind	30	12	42
Calvin Johnson	2007-13	Det	13	24	37
Larry Fitzgerald	2005-13	Ari	17	18	35
Roddy White	2005-13	Atl	18	17	35
Anquan Boldin	2003-13	Ari-Bal-SF	15	19	34
Tony Gonzalez	2000-13	KC-Atl	13	18	31
Brandon Marshall	2007-13	Den-Mia-Chi	13	17	30
Wes Welker	2007-13	SD-Mia-NE-Den	22	6	28

JOHNSON IN EXCLUSIVE COMPANY

WR **Andre Johnson** is one of only three active players with 12,000 yards receiving. He joined the 12,000-yard club with a 229-yard performance in Week 9 against Indianapolis.

ACTIVE PLAYERS WITH 12,000 YARDS RECEIVING

Player	Team	Games	Rec.	Yards
Tony Gonzalez	Atlanta	265	1,300	14,879
Reggie Wayne*	Indianapolis	196	1,006	13,566
Andre Johnson	Houston	149	892	12,256

* On Injured Reserve

JOHNSON IN HIS 11TH SEASON AS A TEXAN

Texans WR **Andre Johnson** is the only player on the Texans roster who was with the team prior to head coach **Gary Kubiak's** arrival in 2006. The third overall pick in the 2003 NFL Draft, Johnson has played in more games than any other player in franchise history with 149. The next closest player is former K Kris Brown (2002-09), who played in 128 games for the Texans.

ANDRE JOHNSON NOTES

Game #12 • Houston Texans vs. New England Patriots • Sunday, Dec. 1, 2013

BIG, BIG GAMES

WR **Andre Johnson** already has the most games of 10 catches and 100 yards in NFL history with 18. Johnson is also close to having the most games with 10 receptions and 150 yards in NFL history.

Jerry Rice holds the record with 10 games of at least 10 catches and 150 yards. Johnson and former Oakland Raider **Tim Brown** are tied for second with nine games of 10 receptions and 150 yards.

Below is a look at the players with the most 10-150 receiving games in NFL history:

MOST GAMES OF 10 RECEPTIONS AND 150 YARDS

Player	Games
Jerry Rice	10
Andre Johnson	9
Tim Brown	9
Anquan Boldin	7
Calvin Johnson	7
Terrell Owens	7
Isaac Bruce	6

BACK-TO-BACK

WR **Andre Johnson** set an NFL record for receiving yards in back-to-back games with 461 in Weeks 11 and 12 of 2012, according to the Elias Sports Bureau. Johnson set a Texans franchise record with 273 yards receiving on 14 receptions in an overtime win against Jacksonville on Nov. 18. He followed that performance with 188 yards on nine receptions on Nov. 22 in an overtime win at Detroit.

Detroit WR **Calvin Johnson** broke Andre Johnson's record with 484 combined receiving yards in Weeks 7 and 8 this season.

HIGHEST BACK-TO-BACK RECEIVING GAMES, NFL HISTORY

Player, Tm	Date	Opp	Yds	Date	Opp	Yds	Total
Calvin Johnson, Det	10/20/13	Cin	155	10/27/13	Dal	329	484
Andre Johnson, Hou	11/18/12	Jac	273	11/22/12	Det	188	461
Chad Johnson, Cin	11/12/06	SD	260	11/19/06	NO	190	450
John Taylor, SF	12/3/89	Atl	162	12/11/89	LAN*	286	448
Jerry Rice, SF	12/18/95	Min	289	12/24/95	Atl	153	442

*- Los Angeles Rams

Johnson's 273 yards receiving against Jacksonville in Week 11 of 2012 were the eighth-most in NFL history and the most by a player since 2000. Calvin Johnson has since surpassed Andre Johnson's single-game total with 329 yards receiving against Dallas on Oct. 27, 2013.

SINGLE-GAME RECEIVING YARDS

Player	Date	Tm	Opp	Rec	Yds	Avg	TD
Flipper Anderson	11/26/89	LAN	NO	15	336	22.4	1
Calvin Johnson	10/27/13	Det	Dal	14	329	23.5	1
Stephone Paige	12/22/85	KC	SD	8	309	38.6	2
Jimmy Smith	9/10/00	Jac	Bal	15	291	19.4	3
Jerry Rice	12/18/95	SF	Min	14	289	20.6	3
John Taylor	12/11/89	SF	LAN	11	286	26.0	2
Terrell Owens	12/17/00	SF	Chi	20	283	14.2	1
Andre Johnson	11/18/12	Hou	Jac	14	273	19.5	1

HITTING THE MARKS FAST

WR **Andre Johnson** became the 25th player in NFL history with 800 career receptions in Week 16 against Minnesota in 2012. Johnson caught his 800th career reception in his 137th game, making him the second-fastest player in NFL history to reach the mark. Only former Colt **Marvin Harrison** reached the mark faster, in 131 career games.

FASTEST RECEIVERS TO 800 RECEPTIONS, NFL HISTORY

Player	Years	Games	Career Rec
Marvin Harrison	1996-08	131	1,102
Andre Johnson	2003-13	137	892
Torry Holt	1999-09	142	920
Wes Welker	2004-13	146	829
Anquan Boldin	2003-13	146	819

Johnson was also the second-fastest player in NFL to reach the 700-reception mark.

He passed the 12,000-yard mark for his career with a 229-yard performance in Week 9 against Indianapolis. Johnson reached the mark in his 146th career game to tie Torry Holt as the second-fastest in NFL history to do so.

FASTEST RECEIVERS TO 12,000 YARDS, NFL HISTORY

Player	Years	Games	Career Yds
Jerry Rice	1985-04	142	22,895
Andre Johnson	2003-13	146	12,256
Torry Holt	1999-09	146	13,382
Marvin Harrison	1996-08	151	14,580
Randy Moss	1998-12	152	15,292

Johnson passed the 11,000-yard mark for his career with a 151-yard performance in Week 15 against Indianapolis. He reached the mark in his 136th career game to become the third-fastest in history to do so.

Johnson passed the 10,000-yard mark for his career with a 75-yard performance in Week 6 of 2012 against Green Bay. He reached the mark in his 128th career game to become the sixth-fastest in history to do so. He was also the sixth-fastest in history to reach 9,000 yards, doing so in his 114th career game.

TEXANS 100-YARD RECEIVERS

MOST 100-YARD RECEIVING GAMES, TEXANS HISTORY

Player	100-Yd Gms	Total Receiving Yds
Andre Johnson, 2003-13	48	12,220
Owen Daniels, 2006-13	4	4,617
Kevin Walter, 2006-12	3	4,083
Corey Bradford, 2002-05	3	1,992
Arian Foster, 2009-13	3	1,714
Joel Dreessen, 2007-11	2	1,323
Jabar Gaffney, 2002-05	1	2,009
Jacoby Jones, 2007-11	1	1,741
Andre' Davis, 2007-09	1	855
Steve Slaton, 2008-11	1	811
James Casey, 2009-11	1	752
Garrett Graham, 2013	1	691
Derick Armstrong, 2003-05	1	605
DeAndre Hopkins, 2013	1	546

MATT SCHAUB NOTES

Game #12 • Houston Texans vs. New England Patriots • Sunday, Dec. 1, 2013

SCHAUB ON TARGET



Schaub

Since entering the NFL, QB **Matt Schaub** has completed 64.2 percent of his passes, which ranks ninth in NFL history and fifth among active players with 1,500 or more attempts. Schaub has completed 162-of-258 passes this season for a 62.8 completion percentage. Among active players, Schaub has the fourth-highest completion percentage on the road.

HIGHEST COMPLETION PERCENTAGE, NFL HISTORY (MIN. 1,500 ATT.)

Player	Att	Cmp	Pct.	Yds
Chad Pennington	2,471	1,632	66.0	17,823
Aaron Rodgers*	2,916	1,920	65.8	23,879
Drew Brees*	6,588	4,335	65.8	49,566
Kurt Warner	4,070	2,666	65.5	32,344
Peyton Manning*	8,238	5,387	65.4	63,209
Tony Romo*	3,648	2,359	64.7	28,668
Philip Rivers*	3,961	2,549	64.4	31,272
Steve Young	4,149	2,667	64.3	33,124
Matt Schaub*	3,081	1,978	64.2	23,651
Tom Brady*	6,388	4,055	63.5	47,702

*Active players

SCHAUB'S GAME-WINNING DRIVES

QB **Matt Schaub** has led the Texans on 12 game-winning drives since joining the Texans in 2007, including twice in the first two games of 2013.

SCHAUB'S GAME-WINNING DRIVES

Game, Date	Score	Plays	Yards	Time	Final
TEN, 9/15/13	24-24	11	78	4:28	30-24 (OT)
at SD, 9/9/13	28-28	9	38	0:00	31-28
at DET, 11/22/12	31-31	6	49	2:11	34-31 (OT)
JAX, 11/18/12	37-37	2	53	0:29	43-37 (OT)
PIT, 10/2/11	10-10	5	85	2:55	17-10
KC, 10/17/10	28-31	9	80	1:54	35-31
at WAS, 9/19/10	27-27	7	41	3:49	30-27 (OT)
at STL, 12/20/09	13-13	7	81	3:31	16-13
at TEN, 9/20/09	31-31	9	63	4:15	34-31
at GB, 12/7/08	21-21	9	75	1:49	24-21
MIA, 10/12/08	23-28	12	76	1:42	29-28
MIA, 10/7/07	19-19	8	59	1:32	22-19

Schaub has also led six drives that tied a game to force overtime.

SCHAUB'S GAME-TYING DRIVES

Game, Date	Score	Plays	Yards	Time	Final
TEN, 9/15/13	16-24	8	87	1:14	30-24 (OT)
DET, 11/22/12	24-31	15	97	5:43	34-31 (OT)
JAX, 11/18/12	27-34	8	90	2:18	37-34 (OT)
BAL, 12/13/10	20-28	12	95	2:21	28-34 (OT)
at WAS, 9/19/10	20-27	8	81	1:13	30-27 (OT)
at JAX, 9/28/08	24-27	9	53	1:47	27-30 (OT)



@MSchaub8 ranks 9th in @NFL history with a 64.2 completion percentage. #Texans

SCHAUB MAKING HIMSELF AT HOME

QB **Matt Schaub** has a 27-15 record with a passer rating of 93.3 in 42 home starts at Reliant Stadium since joining the Texans in 2007.

MATT SCHAUB IN HOME STARTS, 2007-13

Game, Date	W/L	Att	Cmp	Yds	TD	INT	Rate
STL, 10/13/13	L	21	15	186	0	0	98.5
SEA, 9/29/13	L	49	31	355	2	2	81.6
TEN, 9/15/13	W	48	26	298	3	2	76.7
MIN, 12/23/12	L	32	18	178	0	0	72.1
IND, 12/16/12	W	31	23	261	1	0	109.7
JAX, 11/18/12	W	55	43	527	5	2	121.7
BUF, 11/4/12	W	19	27	268	2	0	121.1
BAL, 10/21/12	W	37	23	256	2	0	100.7
GB, 10/14/12	L	33	20	232	0	2	56.6
TEN, 9/30/12	W	28	29	202	2	0	115.5
MIA, 9/9/12	W	31	20	266	1	0	102.4
CLE, 11/6/11	W	23	14	119	0	1	56.2
JAX, 10/30/11	W	30	16	225	1	0	88.9
OAK, 10/9/11	L	51	24	416	2	2	72.0
PIT, 10/2/11	W	21	14	138	1	0	100.9
IND, 9/11/11	W	24	17	220	1	2	78.5
JAX, 1/2/11	W	22	18	253	1	0	129.7
BAL, 12/13/10	L	62	31	393	2	2	72.8
TEN, 11/28/10	W	35	25	178	2	0	101.8
SD, 11/7/10	L	32	21	266	0	1	78.4
KC, 10/17/10	W	33	25	303	2	0	123.9
NYG, 10/10/10	L	34	16	196	0	1	53.1
DAL, 9/26/10	L	32	23	241	1	2	77.7
IND, 9/12/10	W	17	9	107	1	1	67.5
NE, 1/3/10	W	39	24	303	2	1	92.1
SEA, 12/13/09	W	39	29	365	2	1	109.5
IND, 11/29/09	L	42	31	284	2	2	87.8
TEN, 11/23/09	L	39	25	305	2	0	105.2
SF, 10/25/09	W	30	20	264	2	0	116.5
OAK, 10/4/09	W	22	11	224	1	1	82.4
JAX, 9/27/09	L	35	26	300	3	1	116.4
NYJ, 9/13/09	L	33	18	166	0	1	55.9
CHI, 12/28/08	W	36	27	328	2	0	121.1
TEN, 12/14/08	W	39	23	284	1	0	90.1
CIN, 10/26/08	W	28	24	280	3	0	144.0
DET, 10/19/08	W	31	26	267	2	0	124.1
MIA, 10/12/08	W	42	22	379	1	2	71.4
NO, 11/18/07	W	33	21	293	2	0	112.3
TEN, 10/21/07	L	9	5	23	0	0	60.9
MIA, 10/7/07	W	34	20	294	0	1	74.9
IND, 9/23/07	L	33	27	236	1	2	81.3
KC, 9/9/07	W	22	16	225	1	1	101.5
TOTALS	27-15	1,394	906	10,907	60	33	93.3
AVERAGES		33.0	21.3	257.3	1.4	0.8	93.3

Schaub has completed 64.7 percent of his passes and has averaged 257.3 yards per game at home, which ranks sixth among NFL passers in that time span.

PASSING YARDS PER GAME AT HOME, 2007-13

Player, Tm	Att	Cmp	Pct	Yds	YPG
Drew Brees	2,062	1,427	69.2	16,865	312.3
Tom Brady	1,691	1,113	65.8	13,181	280.4
Tony Romo	1,639	1,062	64.8	13,097	278.7
Peyton Manning	1,675	1,133	67.6	12,763	277.5
Aaron Rodgers	1,409	955	67.8	11,735	266.7
Matt Schaub	1,419	918	64.7	11,062	257.3
Eli Manning	1,836	1,100	59.9	13,575	251.4
Ben Roethlisberger	1,534	981	64.0	12,156	248.1
Philip Rivers	1,607	1,049	65.3	12,777	245.7

MATT SCHAUB NOTES

Game #12 • Houston Texans vs. New England Patriots • Sunday, Dec. 1, 2013

SPREADING IT AROUND

QB **Matt Schaub** has 128 career touchdown passes, 122 of which have come as a Texan. Here's a breakdown of who they all went to:

Player	Total TDs
Andre Johnson	32
Owen Daniels	22
Kevin Walter	18
Jacoby Jones	11
Joel Dreessen	9
Arian Foster	7
Garrett Graham	6
Steve Slaton	5
James Casey	4
Alge Crumpler*	2
Vonta Leach	2
DeAndre Hopkins	1
Lestar Jean	1
Keshawn Martin	1
Andre' Davis	1
Brian Finneran*	1
David Anderson	1
Dez White*	1
Justin Griffith*	1
Roddy White*	1
Ryan Moats	1

* Denotes with Atlanta; **Current Texans in bold**

SCHAUB'S MILESTONE TOSSES

Below is a list of receivers who have caught some of QB **Matt Schaub's** noteworthy touchdown passes during his career:

1	Brian Finneran*
10	Vonta Leach
20	Andre Johnson
25	Kevin Walter
30	Andre Johnson
40	Andre Johnson
50	Jacoby Jones
60	Kevin Walter
70	Andre Johnson
75	Jacoby Jones
80	Andre Johnson
90	Owen Daniels
100	Andre Johnson
110	Garrett Graham
120	Andre Johnson

* Denotes with Atlanta; **Current Texans in bold**

TEXANS 300-YARD PASSERS

MOST 300-YARD PASSING GAMES, TEXANS HISTORY

Player	300-Yd Gms	Total Passing Yds
Matt Schaub, 2007-13	27	22,618
David Carr, 2002-06	4	13,391
Case Keenum, 2013	1	1,161
T.J. Yates, 2011-13	1	1,100

PASSING 9,000

Texans QB **Matt Schaub** is one of 10 quarterbacks in NFL history to pass for a combined 9,000 yards over the course of two seasons. Schaub's totals of 4,770 yards in 2009 and 4,370 yards in 2010 amount to 9,140 yards, the 12th-highest two-season total in NFL history.

MOST PASSING YARDS IN BACK-TO-BACK SEASONS, NFL HISTORY

Player, TM (Yrs)	Yr 1	Yr 2	Total
Drew Brees, NO (2011-12)	5,476	5,177	10,653
Drew Brees, NO (2010-11)	4,620	5,476	10,096
Tom Brady, NE (2011-12)	5,235	4,827	10,062
Matthew Stafford, DET (2011-12)	5,032	4,973	10,005
Dan Fouts, SD (1980-81)	4,715	4,802	9,517
Drew Brees, NO (2007-08)	4,423	5,069	9,492
Drew Brees, NO (2008-09)	5,069	4,388	9,457
Warren Moon, HOU (1990-91)	4,689	4,690	9,379
Philip Rivers, SD (2010-11)	4,710	4,624	9,334
Dan Marino, MIA (1984-85)	5,084	4,137	9,221
Peyton Manning, IND (2009-10)	4,500	4,700	9,200
Matt Schaub, HOU (2009-10)	4,770	4,370	9,140

SCHAUB'S 300

QB **Matt Schaub** has thrown for 300-plus yards 27 times as a Texan. Those games are listed below.

MATT SCHAUB 300-YARD GAMES

Date, Opp.	Att	Cmp	Pct	Yds	TD	Int	Rate
9/30/07, at Atl	L 40	28	70.0	317	1	0	101.8
9/28/08, at Jac	L 40	29	72.5	307	3	0	119.5
10/12/08, Mia	W 42	22	52.4	379	1	2	71.4
12/7/08, at GB	W 42	28	66.7	414	2	1	104.7
12/28/08, Chi	W 36	27	75.0	328	2	0	121.1
9/20/09, at Ten	W 39	25	64.1	357	4	0	127.8
9/27/09, Jac	L 35	26	74.3	300	3	1	116.4
10/11/09, at Ari	L 50	35	70.0	371	2	1	96.3
10/18/09, at Cin	W 40	28	70.0	392	4	1	124.2
11/8/09, at Ind	L 43	32	74.4	311	1	2	82.6
11/23/09, Ten	L 39	25	64.1	305	2	0	105.2
12/13/09, Sea	W 39	29	74.4	365	2	1	109.5
12/20/09, at StL	W 40	28	70.0	367	1	0	107
1/3/10, NE	W 39	24	61.5	303	2	1	92.1
9/19/10, at Was	W 52	38	73.1	497	3	1	114
10/17/10, KC	W 33	25	75.8	305	2	0	123.9
11/14/10, at Jac	L 32	22	68.8	314	2	0	121.1
12/2/10, at Phi	L 36	22	61.1	337	2	1	99.0
12/13/10, Bal	L 62	31	50.0	393	3	2	72.8
12/19/10, Ten	L 54	35	64.8	325	2	1	85.8
12/26/10, Den	L 33	23	69.7	310	1	1	96.8
9/25/11, NO	L 39	22	56.4	373	3	1	103.9
10/9/11, Oak	L 51	24	47.1	416	2	2	72.0
11/18/12, Jac	W 55	43	78.2	527	5	2	121.7
11/22/12, at Det	W 48	29	60.4	315	1	1	78.0
9/9/13, at SD	W 45	34	75.6	346	3	1	110.0
9/29/13, Sea	L 49	31	63.2	355	2	2	81.6

OFFENSIVE PLAYER NOTES

Game #12 • Houston Texans vs. New England Patriots • Sunday, Dec. 1, 2013

WHAT BROWN CAN DO FOR HOUSTON



Brown

Duane Brown had the best season of his career and one of the best seasons of any left tackle in the AFC in 2011. According to **STATS LLC**, Brown only gave up 2.5 sacks in 2011, which was the second-fewest of any full-time starter in the conference. In addition, Brown wasn't called for a holding penalty despite being on the field longer than any other left tackle in the NFL (Houston led the NFL in time of possession).

He earned AP All-Pro Second Team recognition and a spot on USA Today's All-Joe Team for his efforts.

In 2012, Brown was named AP All-Pro First Team and earned his first trip to the Pro Bowl for his play. He helped the Texans produce a 1,000-yard rusher for the third consecutive season and rank seventh in the NFL with 372.1 yards per game.

Brown has only been penalized three times for holding in 83 career games, once in 2008 as a rookie and again in 2012 and 2013.

CASE FOR THE BIG PLAY



Keenum

15 of QB **Case Keenum's** 88 completions (17.0 percent) have been for gains of 25 or more yards this season. While that sample size is relatively small, it is nonetheless impressive and the third-greatest percentage of big pass plays in the NFL this season among quarterbacks who have at least 15 passing attempts.

PERCENTAGE OF BIG PASS PLAYS THIS SEASON

Quarterback	Team	Com	Big Plays	Big Play Pct.
Michael Vick	Phi	77	16	20.8%
Nick Foles	Phi	103	19	18.4%
Case Keenum	Hou	88	15	17.0%
Russell Wilson	Sea	176	26	14.8%
Aaron Rodgers	GB	168	24	14.3%

Seven of Keenum's big pass plays have gone to WR **Andre Johnson** and four of his big pass plays have gone for touchdowns. In his first start at Kansas City in Week 7, Keenum tied a franchise record with six completions of 25 yards or more. In Week 9 against Indianapolis, he had five completions of 25 yards or more. Keenum, San Diego QB **Philip Rivers** and Denver QB **Peyton Manning** are the only quarterbacks this season to have five or more completions of 25-plus yards in separate games this season.

CASE KEENUM'S COMPLETIONS OF 25-PLUS YARDS

Yds	Gm	Qtr	Dn-Yd-Yd Line	Receiver
62	IND	1	1-10-HST 38	WR A. Johnson, TD
42	at KC	1	2-7-HST 22	WR D. Posey
42	at KC	3	1-10-HST 20	WR A. Johnson
42	OAK	2	3-1-OAK 42	TE G. Graham, TD
41	IND	1	2-10-IND 41	WR A. Johnson, TD
37	JAX	3	2-13-HST 12	TE R. Griffin
35	at KC	4	2-10-HST 1	WR D. Hopkins
34	OAK	1	2-7-HST 43	TE G. Graham
34	OAK	2	1-10-HST 15	WR A. Johnson
31	IND	4	3-6-HST 24	WR D. Hopkins
30	IND	2	3-2-HST 36	WR A. Johnson
29	at KC	2	3-3-KC 29	WR D. Hopkins, TD
27	at KC	3	1-10-KC 28	TE G. Graham
26	at KC	2	3-1-HST 31	WR A. Johnson
25	IND	4	1-10-HST 18	WR A. Johnson

WAY TO START

In his first career start at Kansas City in Week 7, Keenum completed 15-of-25 passes for 271 yards, one touchdown and a 110.6 passer rating. He followed that with 350 yards on 20-of-34 passing with three touchdowns and a 123.4 rating against Indianapolis in Week 10.

Below are some noteworthy takeaways from Keenum's first career start:

- Tied a franchise record with six completions of 25 or more yards (Matt Schaub vs. Oakland, 10/9/11), which also tied for the second-highest mark in the NFL this season (Tony Romo, 8 vs. Denver)
- Had the third-highest single-game yards-per-attempt total in franchise history (10.84) and highest since Schaub averaged 12.87 yards per attempt against Tennessee on Oct. 23, 2011.
- Posted the fourth-highest passer rating of any undrafted quarterback in their first career start since the 1970 AFL-NFL merger and the highest since Todd Bouman had a 131.5 rating for Minnesota against Tennessee on Dec. 9, 2001.
- Threw for the 10th-most yards of any undrafted quarterback in their first career start in NFL history and the most since Billy Volek threw for 295 yards for Tennessee against Buffalo on Dec. 14, 2003.
- Threw for the more yards and had a higher rating than any other quarterback in their first start for the franchise.
- Had the second-highest passer rating of any quarterback at Arrowhead Stadium this season.

MARTIN YIELDS HIGH RETURNS



Martin

Texans second-year WR **Keshawn Martin** ranks third in the NFL with 911 total return yards. He also ranks seventh in the NFL and fourth in the AFC with a 26.7 average on kickoff returns.

The explosive play that Texans WR **Keshawn Martin** displayed at Michigan State showed up at Reliant Stadium in Week 11 vs. Oakland. Martin took a Marquette King punt and returned it a franchise-record 87 yards for a touchdown, the first of Martin's career and first punt return touchdown for Houston since Jacoby Jones vs. Indianapolis on opening weekend in 2011.

Martin led the Texans and ranked fifth in the NFL with a franchise-record 12.1 punt return average in 2012.

2013 TOTAL RETURN YARDAGE LEADERS

Player, Tm	PR	Yds	Avg	Lg	TD	KR	Yds	Avg	Lg	TD	Total
D. Hester, Chi	13	159	12.2	81t	1	34	937	27.6	80	0	1,096
C. Patterson, Min	0	0	-	-	0	32	1,088	34.0	109t	2	1,088
K. Martin, Hou	28	237	8.5	87t	1	29	753	26.0	49	0	990
D. Harris, Dal	17	238	14	86t	1	22	689	31.3	90	0	927
T. Holliday, Den	26	250	9.6	81t	1	19	546	28.7	105t	1	796

2013 KICKOFF RETURN LEADERS

Player, Tm	KR	Yds	Avg	Lg	TD
C. Patterson, Min	32	1,088	34.0	109t	2
D. Harris, Dal	22	689	31.3	90	0
T. Holliday, Den	19	546	28.7	105t	1
J. Todman, Jax	20	564	28.2	59	0
Q. Demps, KC	22	610	27.7	57	0
D. Hester, Chi	34	937	27.6	80	0
E. Page, TB	14	373	26.6	44	0
B. Tate, Cin	21	548	26.1	71	0
K. Martin, Hou	29	753	26.0	49	0

OFFENSIVE/DEFENSIVE PLAYER NOTES

Game #12 • Houston Texans vs. New England Patriots • Sunday, Dec. 1, 2013

MARTIN SETS FRANCHISE MARKS AGAINST OAKLAND

WR **Keshawn Martin's** franchise-record 87-yard punt return for a touchdown against Oakland in Week 11 was the key ingredient in a record-setting day. The second-year player from Michigan State racked up 125 punt return yards, a single-game franchise record.

TEXANS SINGLE-GAME PUNT RETURN

Player	Date	Opp	PR	FC	Yds	Avg	Lg	TD
Keshawn Martin	11/17/13	Oak	7	3	125	17.9	87t	1
Jacoby Jones	10/11/09	Ari	5	1	100	20.0	62	0
Avion Black	12/15/02	Bal	3	0	92	30.7	76t	1
Jacoby Jones	9/11/11	Ind	3	0	91	30.3	79t	1
Jacoby Jones	11/27/11	Jac	7	1	91	13.0	42	0

MYERS A MAINSTAY ON THE OFFENSIVE LINE



Myers

C **Chris Myers** has been a mainstay on the Texans offensive line since joining the team via trade from Denver in 2008. Myers earned his first Pro Bowl selection following the 2011 season and helped the Texans set a team record and rank second in the NFL with 153.0 rushing yards per game. He was selected again for NFL's all-star game in 2012 after helping direct the NFL's seventh-ranked offense (372.1 yards per game). The Texans have

finished in the League's top four in total offense in three of his first four years with the team: third in 2008 (382.1 yards per game); fourth in 2009 (383.1); and third in 2010 (386.6 yards per game).

Myers has proven durable as well. He has played in 132 consecutive games, the longest current streak among offensive linemen in the NFL and the fourth-longest streak among non-kickers and punters. He has started 107 (including 91 for the Texans) consecutive games at center, which is the third-longest streak among offensive linemen and the longest streak among centers.

CONSECUTIVE GAMES PLAYED, OFFENSIVE LINEMEN (active streak)

Player	Tm	Games
Chris Myers	Den-Hou	132
D'Brickshaw Ferguson	NYJ	123
Daryn Colledge	GB-Ari	123
Eric Winston	Hou-KC-Ari	119

CONSECUTIVE GAMES STARTED, OFFENSIVE LINEMEN (active streak)

Player	Tm	Games
D'Brickshaw Ferguson	NYJ	123
Eric Winston	Hou-KC-Ari	114
Chris Myers	Den-Hou	107
Donald Penn	TB	103

CONSECUTIVE GAMES STARTED, CENTERS (active streak)

Player	Tm	Games
Chris Myers	Den-Hou	107
Brad Meester	Jac	85
Jonathan Goodwin	NO-SF	81
Dominic Raiola	Det	79
Nick Hardwick	SD	61

TATE'S AVERAGE IS ONE OF THE BEST



Tate

RB **Ben Tate** has the sixth-highest average per carry among running backs in the NFL since 2011 at 4.8. The fourth-year veteran missed his rookie season of 2010 on injured reserve with an ankle injury. Since he first saw game action in 2011, Tate has amassed 1,765 yards and seven rushing touchdowns on 369 carries despite splitting time with starting RB **Arian Foster**. Tate rushed for a career-high 942 yards in 2011. He leads the Texans with 544 yards on 129 carries (4.2 average) in 2013.

AVERAGE YARDS PER CARRY FOR RUNNING BACKS (2011-13)

Player, Tm	G	Att	Yds	Avg	Lg	TD
C.J. Spiller, Buf	42	437	2,312	5.3	62	11
Adrian Peterson, Min	39	782	4,064	5.2	82t	34
Jamaal Charles, KC	29	497	2,510	5.1	91t	13
DeMarco Murray, Dal	32	450	2,194	4.9	91t	10
Alfred Morris, Was	27	530	2,583	4.9	45t	18
Ben Tate, Hou	37	369	1,765	4.8	60	7

TEXANS 100-YARD RUSHERS

MOST 100-YARD RUSHING GAMES, TEXANS HISTORY

Player	100-Yd Gms	Total Rush Yds
Arian Foster, 2009-12	25	5,063
Domanick Williams, 2003-05	11	3,195
Steve Slaton, 2008-11	5	1,832
Ben Tate, 2011-12	4	1,765
Ron Dayne, 2006-07	2	1,385
Ryan Moats, 2008-09	1	484
Wali Lundy, 2006	1	476

FOSTER'S PROMISING SEASON CUT SHORT



Foster

RB **Arian Foster** was placed on Injured Reserve on Nov. 12 with a back injury, ending what was looking to be another promising season for the fifth-year veteran. Foster ranked second in the NFL with 531 yards through the first six weeks of the season but was hampered by a hamstring and then a back injury that limited to one series of play in each of his next two games. He ended the season with 542 yards rushing on 121 carries (4.4 yards) and one touchdown.

Since 2010, Foster leads the NFL with 24 100-yard rushing games and leads the NFL with an average of 121.3 yards from scrimmage per game.

OD LANDS ON IR-DESIGNATED FOR RETURN



Daniels

TE **Owen Daniels** was placed on the Reserve/Injured-Designated For Return List with a right fibula injury on Oct. 9. Daniels suffered the injury in the Week 5 loss at San Francisco following one of the best starts to a season of his career with 24 receptions for 252 yards and three touchdowns.

Daniels' production in 2013 was a continuation of a successful eight-year career. WR **Andre Johnson** is the only Texan ahead of Daniels in receptions, yards and receiving touchdowns in franchise history.

DEFENSIVE PLAYER NOTES

Game #12 • Houston Texans vs. New England Patriots • Sunday, Dec. 1, 2013

JACKSON AND J-JOE ON PATROL



Jackson

The Houston Texans have the NFL's No. 1 pass defense, thanks in large part to solid play from their cornerbacks, **Kareem Jackson** and **Johnathan Joseph**. Jackson had a breakout season in 2012, ranking second among AFC cornerbacks with 17 passes defended. Joseph, who joined the Texans in 2011 as an unrestricted free agent, ranks third in the NFL with 110 passes defended since his 2006 rookie season in Cincinnati.



Joseph

In nine games in 2013, Jackson has 41 tackles, three passes defended and a fumble recovery. Joseph has a team-high 13 passes defended to go along with an interception and 23 tackles.

MOST PASSES DEFENDED, 2006-13

Player, Tms	G	PD
Asante Samuel, NE-Phi-Atl	111	126
DeAngelo Hall, Atl-Oak-Was	119	118
Johnathan Joseph, Cin-Hou	107	114
Darrelle Revis, NYJ-TB	90	105
Carlos Rogers, Was-SF	109	102

SHARPTON SETS TACKLE MARK AGAINST OAKLAND



Sharpton

Houston Texans ILB Darryl Sharpton set a franchise single-game record with 19 tackles against Oakland in Week 11. The record-setting performance came on the heels of a 15-tackle effort the week prior, at Arizona. In addition, ILB Jeff Tarpinian was credited with 16 tackles, which tied for the fourth-most in franchise history.

TEXANS SINGLE-GAME TACKLES

- 19 Darryl Sharpton vs. Oakland, 11/17/13**
- 17 Jamie Sharper at Tampa Bay, 12/14/03
- 17 Jamie Sharper at Cincinnati, 11/9/03
- 16 Jeff Tarpinian vs. Oakland, 11/17/13**
- 16 Jay Foreman vs. New England, 11/23/03

FORCE AND RECOVER

In Week 11 at Arizona, DE **J.J. Watt** became the sixth player since 1991 to have two forced fumbles and two fumble recoveries in the same game. He is just the second player this century to do that in a game and the first since Jared Allen had two forced fumbles and fumble recoveries for Kansas City against Washington on Oct. 16, 2005.

PLAYERS WITH 2 FORCED FUMBLES AND 2 FUMBLE RECOVERIES IN THE SAME GAME (since 1991)

Player	Date	Tm	Opp
Jared Allen	10/16/2005	KC	Was
Lester Archambeau	8/31/1997	Atl	Det
Tony Brackens	9/29/1996	Jac	Car
Derrick Thomas	9/18/1994	KC	Atl
Reggie Tongue	11/14/1999	KC	TB
J.J. Watt	11/10/2013	Hou	Ari

CAREER YEARS FOR THE NINJA



Smith

Texans DE **Antonio Smith** posted career-best sack numbers in 2011 and 2012. "The Ninja" earned his first Pro Bowl trip with a career-best 6.5 sacks in 2011. Smith got off to the best start of his career in the new 3-4 system with sacks in his first five games of the 2011, ranking second on the team.

In 2012, Smith bettered his numbers from the year prior with a career-high 7.0 sacks. He ranks third on Houston's all-time sack list with 26.5 in his five years with the team.

ANTONIO SMITH SACK TOTALS

Year	Team	G	GS	Sacks	Yds
2004	Arizona	2	0	0.0	0.0
2005	Arizona	11	8	3.0	16.0
2006	Arizona	16	8	2.5	9.0
2007	Arizona	16	13	5.5	35.0
2008	Arizona	16	10	3.5	24.0
2009	Houston	16	15	4.5	25.5
2010	Houston	16	16	4.0	28.0
2011	Houston	16	16	6.5	44.5
2012	Houston	16	16	7.0	51.0
2013	Houston	10	10	5.0	29.5
Total		135	112	41.5	262.5

CUSHING COMEBACK CUT SHORT WITH KNEE INJURY



Cushing

Team captain ILB **Brian Cushing** came back better than ever from an ACL injury that cut his 2012 season short after only five games, leading the team with 65 tackles to go along with 1.5 sacks and an interception before another devastating leg injury in Week 7 at Kansas City.

Cushing's current injury isn't considered to be nearly as serious as the ACL injury he battled back from this past offseason. He was on his way to a career year, starting the season at San Diego with a game-tying 18-yard interception return for a touchdown in the fourth quarter. He also led the team with 11 tackles.

Cushing followed the Week 1 performance with a career-high two sacks and team-high 13 tackles, four of which were tackles for loss, in an overtime win against Tennessee in Week 2.

Cushing was injured on a peel-back block against the Jets in Week 5 of 2012, ending what was shaping up to be a Pro-Bowl type year. His loss certainly had an impact on the defense.

From 2011-12, the Texans were 15-6 with Cushing in the lineup and 7-4 without him. The team had the second-ranked defense and was ranked third in scoring with him in the lineup but slipped to 16th in total defense and 20th in scoring defense without him in 11 games in 2012.

J.J. WATT NOTES

Game #12 • Houston Texans vs. New England Patriots • Sunday, Dec. 1, 2013

THE BREAKDOWN OF A SEASON FOR THE AGES



Watt

2012 Associated Press Defensive Player of the Year and Houston Texans Team MVP DE **J.J. Watt** had a year unlike any other defensive player in NFL history in 2012. Watt led the NFL with 20.5 sacks, which tied for the sixth-highest total in NFL history. He also led the Texans with 81 tackles (107, according to coaches' review), 39 tackles for loss, 42 QB hits, 16 passes defended, four forced fumbles and two fumble recoveries.

Watt was officially a part of 95 plays that resulted in zero or negative yards, according to NFL play-by-plays. These included tackles for loss and tackles for no gain, passes defended, quarterback hits on passes that fell incomplete, sacks, forced fumbles that resulted in turnovers and fumble recoveries. Basically any play that went for zero or less yards or was a turnover, where Watt caused some sort of disruption was included in that number.

HOW THE 95 BREAK DOWN

39 on running plays – This included a fumble recovery on an aborted play against Jacksonville (9/16) and forced fumbles against Tennessee (12/2) and Indianapolis (12/16). The fumble Watt forced against New England was not included since it was recovered by the Patriots for a touchdown. Watt stopped 24 running plays behind the line of scrimmage and 15 for no gain.

56 on passing plays - Watt led the NFL with 20.5 sacks and led all defensive linemen with 16 passes defended. **He is the only player in NFL history with at least 14 sacks and 14 passes defended in the same season.**

26 inside field goal range - Watt made 26 zero or negative plays inside of field goal range – from the 37-yard line and in. Of those 26, 16

ALL-TIME SINGLE-SEASON SACK LEADERS

Player	Year, Team	G	Sacks
Michael Strahan*	2001, NYG	16	22.5
Jared Allen	2011, Min	16	22.0
Mark Gastineau	1984, NYJ	16	22.0
Chris Doleman	1989, Min	16	21.0
Reggie White*	1987, Phi	12	21.0
J.J. Watt*	2012, HOU	16	20.5
Lawrence Taylor^	1986, NYG	16	20.5

^ AP NFL Most Valuable Player; * AP Defensive Player of the Year

were in the red zone. Ten of the 15 plays in the red zone were inside the 10-yard line.

47 on first down - Nearly half of Watt's zero or negative plays came on first down. He had 30 zero or negative plays on second down, 17 on third, and 1 on

fourth down.

6 in overtime - Watt made five zero or negative plays in overtime against Jacksonville and one against Detroit. Watt had 15 zero or negative plays in the first quarter, 29 in the second, 22 in the third and 23 in the fourth.

WATT AN ALL-TIME DEFENDER

DE **J.J. Watt** had the most combined sacks and passes defended in a season with 36.5 since passes defended were officially tracked in 1991. The next closest total is 32.0 (2.0 sacks, 30 passes defended) by 1993 AP Defensive Player of the Year **Rod Woodson**.

SINGLE-SEASON COMBINED SACKS AND PASSES DEFENDED (since 1991)

Player, Pos	Team	Year	Sacks	PD	Total
J.J. Watt, DE*	Hou	2012	20.5	16	36.5
Rod Woodson, CB*	Pit	1993	2.0	30	32.0
Darrelle Revis, NYJ#	NYJ	2009	0.0	31	31.0

* - AP Defensive Player of the Year # - Runner-up, AP Defensive Player of the Year

0 OR NEGATIVE PLAYS

Tackles for loss, tackles for no gain, passes defended, quarterback hits on passes that fell incomplete, sacks, forced fumbles that result in a turnover, fumble recoveries and interceptions. Basically any play that went for zero or less yards or was a turnover, where a player caused some sort of disruption.

DOWN

Plays of 0 or negative yards separated by down.

PERIOD

Plays of 0 or negative yards separated by period.

RUSH

Rushing plays of **0 (0)** or **negative (Neg)** yards.

TYPE

Plays of 0 or negative yards separated by **Passing (P)** and **Rushing (R)** plays.

FG RANGE

Plays of 0 or negative yards made inside of field goal range (37-yard line and in). **20** - Plays made inside of own team's red zone. **10** - Plays made inside of own 10-yard line.

J.J. WATT - Involved in 95 plays of 0 or negative yards

Opponent	S	A	T	Sk	Yds	TFL	QH	INT	PD	FF	FR	1	2	3	4	OT	T	1st	2nd	3rd	4th	P	R	0Neg	FG	20	10	
Miami 9/9/12	2	1	3	0.5	4.0	1	1	0	3	0	0	0	4	1	0	0	5	3	1	1	0	4	1	0	1	0	0	0
Jacksonville 9/16/12	4	1	5	1.5	11.0	2	3	0	2	0	1	2	3	1	2	0	8	5	1	2	0	5	3	2	1	0	0	0
Denver 9/23/12	6	1	7	2.5	11.5	4	3	0	0	0	0	1	1	2	2	0	6	3	2	1	0	3	3	1	2	2	1	1
Tennessee 9/30/12	4	1	5	2.0	17.0	3	2	0	0	0	1	1	2	1	1	0	5	2	2	1	0	3	2	0	2	0	0	0
N.Y. Jets 10/8/12	4	2	6	1.0	5.0	1	2	0	3	0	0	1	2	0	4	0	7	3	2	2	0	5	2	2	0	4	2	1
Green Bay 10/14/12	5	1	6	2.0	10.0	4	3	0	0	0	0	1	0	3	1	0	5	4	1	0	0	2	3	1	2	1	1	1
Baltimore 10/21/12	2	0	2	0.0	0.0	0	1	0	2	0	0	1	0	1	0	0	2	0	2	0	0	2	0	0	0	0	0	0
Buffalo 11/4/12	4	1	5	1.0	6.0	2	5	0	0	0	0	1	2	1	2	0	6	2	2	2	0	4	2	1	1	2	2	0
Chicago 11/11/12	2	0	2	0.0	0.0	1	1	0	0	0	0	0	1	2	0	0	3	2	1	0	0	1	2	1	1	1	1	1
Jacksonville 11/18/12	6	2	8	1.0	6.0	2	3	0	1	0	0	1	1	0	1	5	8	4	2	2	0	3	5	4	1	3	2	1
Detroit 11/22/12	5	0	5	3.0	22.0	4	5	0	2	0	0	2	1	1	3	1	8	3	2	3	0	7	1	0	1	3	1	1
Tennessee 12/2/12	6	0	6	2.0	21.0	3	2	0	2	1	0	0	5	2	1	0	8	5	1	1	1	5	3	0	3	3	1	1
New England 12/10/12	2	2	4	0.0	0.0	0	3	0	0	1	0	1	0	4	0	0	5	2	2	1	0	3	2	2	0	1	0	0
Indianapolis 12/16/12	10	0	10	3.0	22.0	6	4	0	0	1	0	1	5	0	2	0	8	4	4	0	0	4	4	1	3	5	4	3
Minnesota 12/23/12	3	0	3	1.0	3.0	2	3	0	0	1	0	1	0	2	2	0	5	1	3	1	0	3	2	0	2	1	1	1
Indianapolis 12/30/12	4	0	4	0.0	0.0	4	1	0	1	0	0	1	2	1	2	0	6	4	2	0	0	2	4	0	4	0	0	0
	69	12	81	20.5	138.5	39	42	0	16	4	2	15	29	22	23	6	95	47	30	17	1	56	39	15	24	26	16	11

WATT STANDS ALONE WITH 15 & 15 MARK

Since passes defended were officially tracked beginning in 1991, only 11 players have recorded 10 sacks and 10 passes defended in a single season. Texans DE **J.J. Watt** is the only player to record at least 15 sacks and 15 passes defended in the same season. Watt and Reggie White are the only defensive linemen to record at least 13 sacks and 13 passes defended in that time.

Below is a look at the players who have had at least 10 sacks and 10 passes defended in a single season since 1991.

PLAYERS WITH 10 SACKS AND 10 PASSES DEFENSED IN A SEASON (since 1991)

Player, Pos.	Season, Tm	G	Sacks	PD
J.J. Watt, DE	2012, Hou	16	20.5	16
Tim Harris, LB	1992, SF	16	17.0	10
Jared Allen, DE	2007, KC	14	15.5	11
Simeon Rice, DE	2002, TB	16	15.5	11
Reggie White, DE	1991, Phi	16	15.0	13
Jason Taylor, DE	2006, Mia	16	13.5	11
Wayne Martin, DE	1995, NO	16	13.0	10
Jamir Miller, LB	2001, Cle	16	13.0	14
Alfred Williams, DE	1996, Den	16	13.0	11
Jason Taylor, DE	2005, Mia	16	12.0	10
Steve Foley, LB	2004, SD	16	10.0	12
Greg Lloyd, LB	1994, Pit	15	10.0	11



#Texans DE @JJWatt is only player to have 15 sacks and 15 passes defended in the same season since 1991.

WATT SETS FRANCHISE STANDARD

Texans DE **J.J. Watt** had a franchise-record 20.5 sacks in 2012, besting the previous mark of 14.0, set by Mario Williams in 2007. Watt set the record with a three-sack performance against Detroit on Thanksgiving in Week 12.

HOUSTON TEXANS SINGLE-SEASON SACK LEADERS

Player	Year	Sacks	Yds
J.J. Watt	2012	20.5	138.5
Mario Williams	2007	14.0	82.5
Mario Williams	2008	12.0	82.0
Connor Barwin	2011	11.5	78.5
J.J. Watt	2013	9.5	64.5

Watt ranks second on the franchise's all-time sack list, with 32.5, ahead of teammate DE **Antonio Smith** (26.5).

HOUSTON TEXANS ALL-TIME SACK LEADERS

Player	Years	Sacks	Yds
Mario Williams	2006-11	53.0	320.5
J.J. Watt	2011-13	35.5	250.5
Antonio Smith	2009-13	27.0	178.5
Connor Barwin	2009-12	19.0	136.5
Kailee Wong	2002-06	15.0	68.5



#Texans DE @JJWatt ranked 6th all-time with 20.5 sacks in 2012.

SACKING AND SWATTING

Texans DE **J.J. Watt**'s propensity to get his hands on quarterbacks and their passes earned him the moniker "J.J. Swatt." Watt set an NFL record for a defensive lineman with 16 passes defended and led the NFL with a franchise-record 20.5 sacks in 2012. Watt leads the NFL with 30.0 sacks since 2012.

2012-13 NFL SACK LEADERS

Player	Team	Sacks	Yds	FF	PD
J.J. Watt	Hou	30.0	203.0	7	20
Aldon Smith	SF	24.0	172.0	3	1
Robert Quinn	StL	23.5	167.0	7	3
Robert Mathis	Ind	22.5	134.5	5	3
Cameron Wake	Mia	21.5	139.0	4	1
Mario Williams	Buf	21.5	112.5	3	5
Justin Houston	KC	21.0	144.0	2	10

Five of Watt's 16 passes defended in 2012 were picked off, with four leading to Texans scores. His ability to get his hands on passes at the line of scrimmage has become one of his calling cards and also led to a pick-six for the 6-foot-5 Watt in the 2011 Wild Card game against Cincinnati.

Since he has come into the NFL, Watt leads all defensive linemen with 24 passes defended. Watt led all defensive linemen in passes defended in 2012. He has three passes defended in 2013.

PASSES DEFENSED, DEFENSIVE LINEMEN (2011-13)

Player	Team	Sacks	Yds	PD
J.J. Watt	Hou	34.5	243.5	24
Calais Campbell	Ari	19.5	124.0	20
Jason Pierre-Paul	NYG	25.0	194.0	16
Michael Johnson	Cin	20.5	129.5	15
Barry Cofield	Was	8.0	36.5	14
Kevin Williams	Min	9.5	77.5	14

WATT'S 2012 HONORS

DE **J.J. Watt** was named the **Associated Press 2012 Defensive Player of the Year** at the second-annual NFL Honors gala on Feb. 2 in New Orleans, La. Watt was the first Houston Texans player to earn a League-wide player of the year award. He was the first defensive lineman to be recognized since Miami DE Jason Taylor (2006), the 17th defensive lineman and eighth defensive end to win the award.

Watt led the NFL with 20.5 sacks, which tied for the sixth-most in a season in NFL history, and his 16 passes defended were the most in League history by a defensive lineman. He became the only player in NFL history with at least 14 sacks and 14 passes defended in the same season.

Watt led the Texans defense with 107 tackles, 39 tackles for loss, 42 quarterback hits, four forced fumbles. He tied for second on the team with two fumble recoveries.

J.J. WATT'S 2012 HONORS

Award	Organization
Defensive Player of the Year	Associated Press
Defensive Most Valuable Player	Pro Football Weekly/PFWA
AFC Defensive Player of the Year	NFL 101
Unanimous First-Team All-Pro	Associated Press
Pro Bowl Starter	National Football League
All-Fundamentals Team	USA Football
AFC Defensive Player of the Month (Dec.)	National Football League
AFC Defensive Player of the Month (Sept.)	National Football League
Most Valuable Player	Houston Texans

SPECIAL TEAMS NOTES

Game #12 • Houston Texans vs. New England Patriots • Sunday, Dec. 1, 2013

ONE OF THE ALL-TIME GREATS



Texans P **Shane Lechler** has posted some of the best career and season numbers in NFL history. Lechler is the NFL's all-time leader in gross punting average (47.5) and has posted three of top eight single-season punting averages in NFL history.

Lechler

NFL ALL-TIME GROSS PUNTING AVERAGE

Player	Seasons	Punt	Blk	Yds	Avg	TB	In20	Lg
Shane Lechler	2000-13	1,073	4	51,067	47.6	148	345	80
Thomas Morstead	2009-13	273	1	12,857	47.1	23	89	70
Brandon Fields	2007-13	509	2	23,798	46.8	41	173	71
Andy Lee	2004-13	848	3	39,122	46.1	81	262	82
Britton Colquitt	2010-13	301	0	13,821	45.9	20	95	67

Lechler is the only punter to average more than 50 yards per punt in two separate seasons, doing so in 2009 (51.1) and 2011 (50.8) with Oakland.

NFL SINGLE-SEASON GROSS PUNTING AVERAGE

Player	Yr Tm	Punt	Blk	Yds	Avg	TB	In20	Lg
Sammy Baugh	1940 Was	35	-	1,799	51.4	-	-	85
Shane Lechler	2009 Oak	96	0	4,909	51.1	12	30	70
Andy Lee	2011 SF	78	1	3,970	50.9	9	28	68
Shane Lechler	2011 Oak	78	0	3,960	50.8	9	27	80
Brandon Fields	2012 Mia	74	0	3,715	50.2	9	29	67
Thomas Morstead	2012 NO	74	0	3,707	50.1	6	20	70
Donnie Jones	2008 StL	82	0	4,100	50.0	7	20	68

In 2009, Lechler posted the second-best net punting average in NFL history at 43.9.

NFL SINGLE-SEASON NET PUNTING AVERAGE

Player	Yr Tm	Punt	Blk	Yds	Avg	TB	In20	Lg
Andy Lee	2011 SF	78	1	3,970	44.0	9	28	68
Shane Lechler	2009 Oak	96	0	4,909	43.9	12	30	70
Andy Lee	2012 SF	67	0	3,226	43.2	4	36	66
Thomas Morstead	2012 NO	74	0	3,707	43.2	6	20	70
Thomas Morstead	2011 NO	46	1	2,224	43.1	4	13	64

Lechler has punted in 184 consecutive games, tops among active punters. He also leads all active punters with 1,066 career punts, which ranks 15th all-time.

MOST PUNTS IN NFL (ACTIVE PLAYERS)

Player	Team	Punts
Shane Lechler	Hou	1,073
Brian Moorman	Buf	951
Andy Lee	SF	848
Dave Zastudil	Ari	837
Donnie Jones	Phi	793

ON SECOND GLANCE: LECHLER

Houston Texans P **Shane Lechler** set a franchise record and posted the seventh-best single-game gross punt average in NFL history in Week 10 at Arizona at 58.9 on seven punts. **It was the highest single-game average ever for someone who punted seven or more times in a game.**

NFL SINGLE-GAME PUNT AVERAGE (7 or more punts)

Player	Date	Tm	Opp	Punt	Avg
Shane Lechler	11/10/13	Hou	Ari	7	58.9
Johnny Hekker	10/4/12	StL	Ari	7	56.9
Shane Lechler	9/20/09	Oak	KC	7	56.9
Brandon Fields	12/12/10	Mia	NYJ	10	56.4
Ray Guy	9/27/81	Oak	Det	7	55.6

Lechler also became the sixth player in NFL history to reach 50,000 punting yards against Arizona. He did so on his 1,052nd punt, 99 punts fewer than it took the next fastest player to do so, **Sean Landeta**.

FEWEST PUNTS TO REACH 50,000 PUNT YARDS

Player	Season	Punts
Shane Lechler	2000-13 (14)	1,052
Sean Landeta	1985-05 (21)	1,151
Chris Gardocki	1991-06 (16)	1,169
Lee Johnson	1985-02 (18)	1,175
Brad Maynard	1997-11 (15)	1,191
Jeff Feagles	1988-09 (22)	1,199

PLAYERS WITH MORE THAN 50,000 YARDS PUNTING

Player	Seasons (Yrs)	G	Punt	Blk	Yds	Avg
Jeff Feagles	1988-09 (22)	352	1,713	12	71,211	41.6
Sean Landeta	1985-05 (21)	284	1,401	6	60,706	43.3
Brad Maynard	1997-11 (15)	238	1,339	5	56,021	41.8
Lee Johnson	1985-02 (18)	259	1,226	6	51,979	42.4
Shane Lechler	2000-13 (14)	217	1,073	4	51,067	47.6
Chris Gardocki	1991-06 (16)	244	1,177	0	50,336	42.8

THE LONG-SHOT LONGSNAPPER



Weeks

Texans LS **Jon Weeks'** route to the NFL was quite circuitous. A self-described "military brat," Weeks was born in Bethpage, N.Y. and graduated from high school in Glendale, Ariz.

As a senior at Mountain Ridge High, Weeks attended a special teams camp, where he caught the eye of the coaches from Baylor University. He walked on at Baylor as a long snapper and eventually earned a scholarship.

After college, Weeks volunteered at a hospital and began a nine-week certification program to become a firefighter. Taking one last stab at his football dreams, he attended coach **Gary Zauner's** specialists combine and caught the attention of a Texans scout. The Texans invited Weeks for a tryout and signed him the following day, and Weeks won his roster spot during Houston's 2010 training camp.

Weeks has handled all snapping duties in his four seasons with the Texans and has remained consistent at his job, totaling 601 extra-point, field-goal and punt snaps in 63 regular season and postseason games.

TEXANS ON TV AND RADIO

Game #12 • Houston Texans vs. New England Patriots • Sunday, Dec. 1, 2013

	Monday	Tuesday	Wednesday	Thursday	Friday	Saturday	Sunday	
6:00 am								
6:30 am	Texans Monday							
7:00 am								
7:30 am								
8:00 am		Verizon Texans Players Show						
8:30 am							Texans Gameday	
9:00 am							Texans Countdown	Countdown Live (10-11 a.m.)
9:30 am								
10:00 am								Texans Pre-Game**
10:30 am								
11:00 am								Texans Pre-Game
11:30 am								
12:00 pm					Texans Game Plan			Texans Pre-Game
12:30 pm								
1:00 pm							Texans Gameday	
1:30 pm								
2:00 pm								
2:30 pm								
3:00 pm								
3:30 pm	Kubiak Press Conf.						Texans Post Game	Texans Wrap Live
4:00 pm								Texans Post Game (1 hr after game)
4:30 pm								
5:00 pm	Gary Kubiak Show	Texans Players Show						
5:30 pm								
6:00 pm	Texans Live	The Antonio Smith Show	Texans Live	Texans Huddle	Talking Texans			
6:30 pm						Extra Points		
7:00 pm		Texans Live		Texans Live (6-8 p.m.)	Texans Live (6-8 p.m.)			
7:30 pm								
8:00 pm		Texans Replay						
8:30 pm								
9:00 pm								
9:30 pm								
10:00 pm						Primero y Diez (10:15)		
10:30 pm	Kubiak Press Con- ference Re-air						Inside The Game	
11:00 pm								
11:30 pm								

 Texans Radio on SportsRadio610 AM
  FOX Sports Southwest
  Univision Radio
  Telemundo
  KTRK - ABC 13
  KPRC - NBC 2

TEXANS TV AND RADIO LINEUP

Game #12 • Houston Texans vs. New England Patriots • Sunday, Dec. 1, 2013

NETWORK TV

Network	Show	Show Day	Show Time
KTRK	Inside The Game	Sunday	10:35 – 11:05 PM
KTRK	Extra Points-Houston Texans	Saturday	6:30 – 7 PM
KPRC	Texans Gameday	Sunday	8:30 – 9 AM
Telemundo	Primero y Diez	Saturday	

TEXANS CABLE TV

Network	Show	Show Day	Show Time
FSSW	Texans Countdown Live	Gameday	2 Hours – 1 Hour prior to every game
FSSW	Texans Wrap Live	Gameday	1 Hour immediately following every game
FSSW	Gary Kubiak Press Conference	Monday	3:30 – 4 PM
FSSW	Texans Huddle	Thursday	6:30 – 7 PM
FSSW	Texans Weekly	Friday	6:30 – 7 PM

TEXANS RADIO

Network	Show	Show Day	Show Time
Sports Radio 610	Texans Monday	Monday	6:30 – 8:30 AM
Sports Radio 610	Gary Kubiak Show	Monday	5 – 6 PM
Sports Radio 610	Texans Live	Monday – Friday	6 – 8 PM (Except for M & Thu due to MNF & TNF)
Sports Radio 610	Verizon Texans Players Show	Tuesday	
Sports Radio 610	Texans Gameplan	Friday	12- 2 PM
Sports Radio 610	Texans Countdown	Gameday	3 Hours Prior to Kick-off
Sports Radio 610	Texans Gameday	Gameday	In-Game
Sports Radio 610	Texans Post Game	Gameday	3 Hours Following Each Game

TEXANS HISPANIC RADIO

Network	Show	Show Day	Show Time
Univision America 1010	Texans Weekly	Tuesday	5 – 6 PM
Que Buena 93.3	Texans Pre-Game	Gameday	1 Hour Show airing 2 Hours Prior to Kickoff
Univision America 1010	Texans Pre-Game	Gameday	1 Hour Prior to Kick-off
Univision America 1010	Texans Gameday	Gameday	In-Game
Univision America 1010	Texans Post Game	Gameday	1 Hour Following Each Game

OTHER PLACES TO SEE AND HEAR THE TEXANS

Texans radio affiliates also carry the following Texans shows at various times each week before 11pm that Wednesday.

- Gary Kubiak Show
- Antonio Smith Show
- Texans Replay

Additional radio programming in Austin and San Antonio.

Austin – KVET 1300 AM The Zone

- Player segment with Duane Brown every Thursday at 4:30pm

San Antonio – KZDC 1250 AM ESPN Radio

- Texans player segment every Thursday at 4:15pm
- Segment w/ Marc Vandermeer every Tuesday at 5pm

Stations carrying the Houston Texans “Inside the Game” weekly show that airs live in Houston every Sunday during the season (and possible postseason) from 10:35pm – 11:05pm on KTRK ABC 13.

Station	Start Date	Airtime
Abilene KXVA FOX 15	9/15	Sundays 11–11:30 pm
Austin KVUE ABC 24	9/15	Mondays 1–1:30 am
Beaumont KJAC NBC 12.2	9/15	Sundays 11-11:30 pm
Bryan/CS MYTX 23.2	8/25	Mondays 5:30-6 pm
Midland/Odessa KPEJ FOX 24	9/15	Sundays 11-11:30 pm
San Angelo KIDY FOX 6	9/15	Sundays 11-11:30 pm
San Antonio KSAT ABC 12	9/15	Sundays 11-11:30 pm
Tyler KFXK FOX 51	9/15	Sundays 11:30–12 am
Waco/Temple MYTX 6.2	8/25	Mondays 5:30-6 p.m.

MEDIA INFORMATION

Game #12 • Houston Texans vs. New England Patriots • Sunday, Dec. 1, 2013

TEXANS PR CONTACTS



Kevin Cooper
Senior Director of
Communications

Contact Kevin for:

Interview requests for Texans Owner Bob McNair, Head Coach Gary Kubiak and General Manager and Executive Vice President Rick Smith.



Evan Koch
Communications
Manager

Contact Evan for:

Interview requests for players and assistant coaches, open locker room opportunities or to be added to an email list.



Charles Hampton
Communications
Coordinator

Contact Charles for:

Interview requests for players and assistant coaches, FTP site questions or clarifications on credentials



Amy Palcic
Corporate Communications
Manager

Contact Amy for:

Information on Lone Star Sports and Entertainment, Texans civic and business affairs.



Hank Nathan
Communications Intern

Contact Hank for:

Interview requests, notes, team information, gameday information and LSSE information.

CONTACTING THE TEXANS COMMUNICATIONS STAFF

Staff Member	Office Phone	Email	Twitter Handle
Kevin Cooper	832-667-2035	kevin.cooper@houstontexans.com	@kevincooper44
Charles Hampton	832-667-2282	charles.hampton@houstontexans.com	@charlesmhampton
Evan Koch	832-667-2050	evan.koch@houstontexans.com	@EvanKoch22
Amy Palcic	832-667-2220	amy.palcic@houstontexans.com	@amypalcic
Hank Nathan	832-667-2241	hank.nathan@houstontexans.com	@hsn1216888

<http://twitter.com/TexansPR>

<http://media.houstontexans.com>

<ftp1.houstontexans.com>

MEDIA WORKROOM

Following Texans practice, media are encouraged to take advantage of the media workroom located on the service level at Reliant Stadium across from the Texans' locker room. The room is available to working media throughout training camp. Phones, Texans information, NFL news releases and other information are available. Wireless service is available in the media workroom.

During practice, media should park in the Teal Lot located on Murworth, across from Reliant Stadium in front of the Methodist Training Center. Media can either walk over to the media workroom or drive to the Day Lot, located at Westridge and Kirby on the south side of Reliant Stadium. Media should walk through Budweiser Plaza to the stadium entrance.

HOUSTON TEXANS MEDIA WEBSITE

To access the Houston Texans media website, go to <http://media.houstontexans.com>. The section contains all Texans press materials, daily clips, historical information and updated team statistics and media guide. Applications are being accepted for training camp, season or individual game credentials.

To apply for game credentials, please submit your request on the website by 5 p.m. CT on the Tuesday before a Texans home game.

Fans can access coverage on <http://www.HoustonTexans.com> throughout the season on Texans TV. The Texans broadcast live streaming video of press conferences, as well as game highlights, interviews, in-depth team features, community recaps, NFL Network footage and much more.

HOUSTON TEXANS FTP SITE

The Texans launched an FTP site in 2010 and upload B-roll, audio clips and clips of video interviews on a consistent basis. If you would like to be added to the FTP email list, members of which receive emails whenever new content is uploaded, please contact Houston Texans Communications Manager Evan Koch at evan.koch@houstontexans.com.

To access the Houston Texans FTP site at any time, please use the following information:

URL: <ftp1.houstontexans.com>

Username: **texmedia**

Password: **2013media**

HOUSTON TEXANS MEDIA GUIDE

The complete 2013 Houston Texans Media Guide is available online at <http://media.houstontexans.com> and is updated after every game and team transaction.

Player bios and the Houston Texans record books are updated weekly during the season and are electronically distributed to media, as well as made available online at the Houston Texans media website.

The online version has been improved and is available in PDF format, allowing media to print, copy and paste information in a much easier fashion. Player bios will be updated following each game, as will the roster, history and records sections. PDF versions of the media guide are available via email request. Printed versions of the media guide are available on a case-by-case basis.

MEDIA INFORMATION

Game #12 • Houston Texans vs. New England Patriots • Sunday, Dec. 1, 2013

TRANSCRIPTS

The Texans Communications Staff sends out transcripts of press conferences, open locker room during the season and post-game interviews. To be added to the Texans Transcripts Email list, please contact Communications Manager **Evan Koch** at evan.koch@houstontexans.com.

AUDIO CLIPS

In addition to the mp3 audio uploaded to the Houston Texans FTP site, the Texans Communications Staff sends out edited clips that are 10 to 30 seconds long via email following press conferences, open locker room during the season and after games during the season. To be added to the Texans Audio Clips Email list, please contact Communications Coordinator **Charles Hampton** at charles.hampton@houstontexans.com.

LIVE SHOTS

Monday-Friday

Live shots on Reliant Park property must be set up through the Texans Communications Department in conjunction with SMG. Please contact **Charles Hampton** at charles.hampton@houstontexans.com or **832-667-2282** before setting up a live shot. Locations will be set up through the communications department. Please give the Texans 12 hours to ensure proper set up.

Gameday

NFL network television partners and Texans media partners will be given priority for live shots at Reliant Stadium. Television stations are allowed to shoot live at Reliant Stadium until one hour before kickoff. Please get permission from Texans communications 48 hours before the game in order to shoot live.

NFL network television partners and Texans media partners are the only broadcast entities permitted to shoot live from inside Reliant Stadium in the hour following the conclusion of the game. All other entities are not permitted to shoot live or transmit live programming from inside Reliant Stadium until one hour after the conclusion of the game.

Live shots and live streaming for transmission are NOT PERMITTED from the Texans post-game locker room for any entity.

TEXANS ON TWITTER

For up-to-the second updates, notes and a variety of other information on the Houston Texans, follow the Texans on Twitter: **@TexansPR**. If there is something to know about the Texans, you can find it there first. Get all press releases, transcripts, game information, updated bios and more.

DIRECTIONS/PARKING

From Bush International: Take US 59 South to HWY TX-288 South (Lake Jackson/ Freeport). Follow HWY TX-288 to I-610 West. Exit Kirby Drive (Exit 1C) and turn right. Follow Kirby Drive two blocks and Reliant Stadium will be on the right and the practice facility on the left. Turn left on Murworth Drive and media parking is in the Teal parking lot located on the right at the practice facility.

From Houston Hobby: Take Airport Boulevard East to Monroe Road. Make a left on Monroe Road and proceed to I-45 North. Make a left onto I-45 North and proceed to I-610 West. Take I-610 to Kirby Drive (Exit 1C). Turn right onto Kirby. Follow Kirby Drive two blocks and Reliant Stadium will be on the right and the practice facility on the left. Turn left on Murworth Drive and media parking is in the Teal parking lot located on the right at the practice facility.

From the East: Take I-610 westbound to the Kirby Drive Exit (Exit 1C). Turn right on Kirby Drive. Follow Kirby Drive two blocks and Reliant Stadium will be on the right and the practice facility on the left. Turn left on Murworth Drive and media parking is in the Teal parking lot located on the right at the practice facility.

From the West: Take I-610 eastbound to the Kirby Drive Exit (Exit 1C). Turn left on Kirby Drive. Follow Kirby Drive two blocks and Reliant Stadium will be on the right and the practice facility on the left. Turn left on Murworth Drive and media parking is in the Teal parking lot located on the right at the practice facility.



HOUSTON TEXANS DIGITAL HD VIDEOBOARD QUICK FACTS

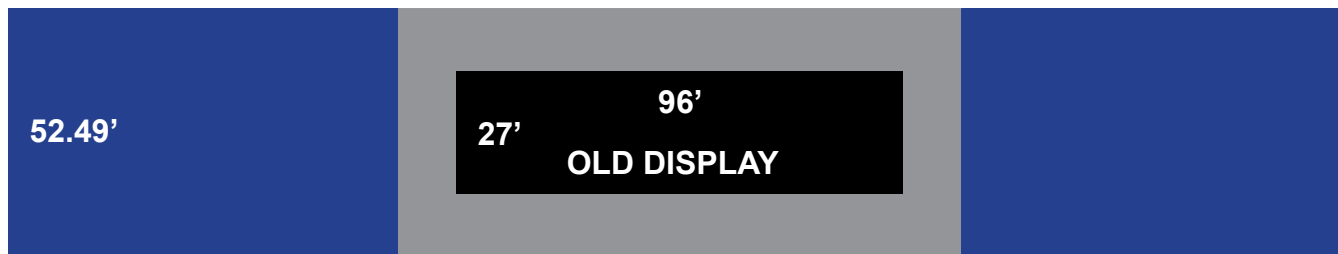
- The largest in-stadium HD video displays in the world have been installed and made their game debut in the August 17 preseason game against Miami.
- Image area is 52.49' (H) x 277.17' (W), totaling 14,549 square feet of display surface compared to 2,592 square feet of display surface on the old, standard definition boards that were used from 2002-12. That is a 561 percent increase in area.
- Display resolution of 1,000 x 5,280 pixels in HD 1080i format with 4.4 trillion colors and 960 Hz refresh rate for jitter-free HD images.
- Manufactured by Mitsubishi Electric's Diamond Vision Systems Division (Dallas Cowboys, Cowboy Stadium; New York Yankees, Yankee Stadium; Green Bay Packers, Lambeau Field; Boston Red Sox, Fenway Park; Seattle Seahawks, Century Link Field).
- The widest display in professional sports (roughly 40 percent wider than current title holder/Safeco Field in Seattle, Wash.).
- Largest end zone video display in the NFL (more than 70 percent larger than current title holder/LP Field in Nashville, Tenn.).
- Wider than the wing span of a 747 and equal to roughly 3,050 40" LCD displays.

COMPARING 2013 to 2002-12

- - New display
- - Live action portion of new display
- - Old display

NEW LIVE ACTION HD DISPLAY

115'



277.17'

COMPLETE DIGITAL HD DISPLAY

14,549:2,592 = 5.6:1

The new video displays at Reliant Stadium will have nearly six times the display area than the videoboards used from 2002-12 (14,549 square feet vs. 2,592 square feet).

- Texans fans will experience High Definition video images for the first time in Reliant Stadium thanks to the new video displays. The old video boards displayed standard definition images.
- Replays will be further enhanced thanks to an additional slow-motion instant replay machine from EVS that will capture four more camera angles and the capability of network television replay footage to be shown.
- The 277-foot wide displays will be the largest in the NFL or MLB. The portion of the displays that show game action are larger than all but three video boards in the NFL at 115 feet wide and 52.5 feet tall.
- A digital clock and down and distance will replace the matrix displays that served the same purpose.
- In-game statistics will be presented on the videoboard displays, as will out-of-town scores and fantasy football updates.
- All of the space on the displays is digital and can be changed out with graphics to enhance fan experience.



2013 SCHEDULE NOTES

Game #12 • Houston Texans vs. New England Patriots • Sunday, Dec. 1, 2013

Date	Opponent	All-Time Series	Note
Sept. 9	at San Diego	1-4-0	Houston 31, San Diego 28: The Texans posted the largest comeback win in franchise history, overcoming a 28-7 third-quarter deficit. The defense held the Chargers to 10 yards on their final five possessions before K Randy Bullock hit a game-winning 41-yard field goal as time expired.
Sept. 15	Tennessee	8-14-0	Houston 30, Tennessee 24 (OT): The Texans overcame a fourth-quarter deficit to win for the second weekend in a row. QB Matt Schaub found rookie WR DeAndre Hopkins in the end zone from 3 yards to out for the game-winning score in overtime. Hopkins finished the day with 117 yards on seven receptions.
Sept. 22	at Baltimore	1-7-0*	Baltimore 30, Houston 9: Houston saw a 6-0 second-quarter lead evaporate thanks to a pick-six and punt return for a touchdown by the Ravens in the waning minutes of the second quarter. Penalties plagued the Texans, as they tied a franchise record with 14 for 113 yards.
Sept. 29	Seattle	1-2-0	Seattle 23, Houston 20 (OT): Houston let a 20-3 halftime lead slip away in the second half. Seattle CB Richard Sherman tied the game with at 58-yard pick-six with 2:40 remaining in regulation. WR Andre Johnson and RB Arian Foster had 100-yard games for Houston.
Oct. 6	at San Francisco	1-2-0	San Francisco 34, Houston 3: The Texans committed four turnovers and were held without a touchdown for the second time in the 2013 season. The defense held San Francisco to 284 yards but gave up 24 points off turnovers.
Oct. 13	St. Louis	1-2-0	St. Louis 38, Houston 13: The Texans outgained the Rams 420. The Texans outgained St. Louis 420-216 but were minus-four in the turnover battle, including a fumble and interception returned for touchdowns. RB Arian Foster produced 198 yards from scrimmage and surpassed the 5,000-yard rushing mark for his career.
Oct. 20	at Kansas City	3-3-0	Kansas City 17, Houston 16: QB Case Keenum was 15-of-25 for 271 yards and a touchdown in his first career start and the defense held the Chiefs to a field goal in the second half. But the Texans were unable to make the plays when it counted and gave up five sacks in the second half.
Nov. 3	Indianapolis	4-19-0	Indianapolis 27, Houston 24: WR Andre Johnson caught nine passes for 229 yards and a career-high three touchdown receptions from QB Case Keenum . The Texans led 21-3 at halftime but were outscored 15-0 in the fourth quarter.
Nov. 10	at Arizona	1-2-0	Arizona 27, Houston 24: The Texans forced a season-high three turnovers, including two forced fumbles and fumble recoveries by DE J.J. Watt but were held to 41 yards of offense in the second half. QB Case Keenum threw three touchdown passes, two of which were caught by WR Andre Johnson .
Nov. 17	Oakland	5-3-0	Oakland 28, Houston 23: Houston bounced back from an early deficit for a 17-3 lead at halftime. Oakland re-took the lead with a 14-point third quarter. The Texans cut the deficit with a pair of fourth-quarter field goals but failed to score from inside the Oakland 10 in the waning minutes of the game.
Nov. 24	Jacksonville	13-10-0	Jacksonville 13, Houston 6: The defense gave up the fewest points all season and was led by DE J.J. Watt's 11 tackles, sack and blocked field goal. K Randy Bullock hit field goals of 49 and 20 yards for Houston's only points of the game.
Dec. 1	New England	1-4-0*	The Texans are looking to avenge a pair of road losses suffered at the hands of the Patriots in 2012, including a 41-28 loss in the Divisional round of the playoffs. Houston defeated New England, 34-27 in the 2009 season finale.
Dec. 5	at Jacksonville	13-10-0	The Texans have won their last two games at EverBank Field, a first in franchise history. Seven of the 11 road matchups have been decided by a touchdown or less.
Dec. 15	at Indianapolis	4-18-0	Houston is still in search of its first win at Indianapolis. The Texans have committed twice as many turnovers than takeaways in their 11 games in the Hoosier State.
Dec. 22	Denver	2-2-0	The teams have met only one other time in Reliant Stadium, a 31-13 win by the Texans in Week 15 of 2007. Houston came away with a 31-25 win at Denver in Week 3 of the 2012 season.
Dec. 29	at Tennessee	8-14-0	Houston has won three of the last four meetings at LP Field, without allowing a sack or committing a turnover in those games (2009 and 2011-12). Houston has a plus-11 combined turnover ratio in those games, including a franchise-record six forced turnovers last year.

TEXANS 2013 OPPONENTS					
HOME	RECORD vs. (HOME)	LAST VISIT	ROAD	RECORD vs. (ROAD)	LAST VISIT
Denver	1-0	2007 (W, 31-13)	Arizona	0-2	2013 (L, 27-24)
Indianapolis	4-8	2013 (L, 27-24)	Baltimore	0-4	2013 (L, 30-9)
Jacksonville	8-4	2013 (L, 13-6)	Indianapolis	0-11	2012 (L, 28-16)
New England	1-1	2010 (W, 34-27)	Jacksonville	4-7	2012 (W, 27-7)
Oakland	2-3	2013 (L, 28-23)	Kansas City	1-1	2013 (L, 17-16)
St. Louis	0-2	2005 (L, 38-13)	San Diego	1-2	2013 (W, 31-28)
Seattle	1-1	2013 (L, 23-20 OT)	San Francisco	0-2	2013 (L, 34-3)
Tennessee	5-7	2013 (W, 30-24 OT)	Tennessee	4-7	2012 (W, 24-10)

* Includes playoff games; ^AFC Divisional

WEEK 1 AT SAN DIEGO

Game #12 • Houston Texans vs. New England Patriots • Sunday, Dec. 1, 2013



GAME 1: Houston 31, San Diego 28

59,522 • Qualcomm Stadium • San Diego, Calif. • Sept. 9, 2013



GAME SUMMARY

After a rough start and trailing by as many as three touchdowns, the Texans pulled off a thrilling 31-28 comeback victory, complete with a **Brian Cushing** pick-six, a fake punt, and 41-yard field goal as time expired.

In the Monday night season opener at San Diego, **Matt Schaub** finished with 346 passing yards, three touchdowns and a quarterback rating of 110.0.

Andre Johnson topped the receiving corps with 146 yards on 12 receptions. The Houston tight ends came up big with three touchdowns, two to **Owen Daniels** and one to **Garrett Graham**.

Arian Foster, who did not play in the preseason, led in rushing with 57 yards on 18 carries and had six receptions for 33 yards. **Ben Tate** carried the ball nine times for 55 yards.

The rough start began on the very first play of the game, when Schaub's pass intended for Daniels was deflected and intercepted. **Philip Rivers** found the endzone on the very next play, connecting with **Ryan Mathews** on a 14-yard touchdown pass.

Despite the return of Foster, Houston's offense would remain scoreless until their third drive of the game when Daniels caught the first of his two touchdowns. A 1-yard pass from Schaub tied the score at 7-7 with 3:11 remaining in the first quarter.

The Chargers regained the lead with a six-yard pass from Rivers to **Edie Royal**. San Diego continued to roll, scoring 21 unanswered points.

With 4:57 remaining in the third quarter, the Texans orchestrated their comeback. Schaub connected with Graham for a touchdown on a seven-yard pass up the middle, cutting the Chargers' lead to two scores, 28-14.

Daniels caught his second score of the night, a 9-yard pass from Schaub with 14:44 remaining in the fourth quarter.

Cushing, on the heels of signing a six-year contract extension, came up big with the pick-six on an 18-yard interception, tying the score at 28.

Randy Bullock, who missed a 51-yard field goal earlier in the game, connected on a 41-yarder as time expired to give the Texans the 31-28 win. For his last-second heroics, head coach **Gary Kubiak** awarded Bullock with the game ball.

Bullock was perfect on all four point after tries, and drove four of his five kickoffs out for touchbacks.

It was the Texans' first-ever victory over San Diego.

SCORING

SCORE BY PERIODS	1	2	3	4	OT	Total
Houston Texans	7	0	7	17	-	31
San Diego Chargers	7	14	7	0	-	28

SCORING DRIVES

Team	Qtr	Time	Play Description (Extra Point) (Drive inf)	HOU	SD
Chargers	1	14:45	R.Mathews 14 yd. pass from P.Rivers (N.Novak kick) (1-14, 0:05)	0	7
Texans	1	3:11	O.Daniels 1 yd. pass from M.Schaub (R.Bullock kick) (10-71, 5:51)	7	7
Chargers	2	12:24	E.Royal 6 yd. pass from P.Rivers (N.Novak kick) (12-80, 5:47)	7	14
Chargers	2	0:18	V.Brown 10 yd. pass from P.Rivers (N.Novak kick) (8-59, 1:43)	7	21
Chargers	3	10:42	E.Royal 1 yd. pass from P.Rivers (N.Novak kick) (8-80, 4:18)	7	28
Texans	3	4:57	G.Graham 7 yd. pass from M.Schaub (R.Bullock kick) (11-70, 5:45)	14	28
Texans	4	14:44	O.Daniels 9 yd. pass from M.Schaub (R.Bullock kick) (10-75, 3:46)	21	28
Texans	4	9:30	B.Cushing 18 yd. interception return (R.Bullock kick)	28	28
Texans	4	0:00	R.Bullock 41 yd. Field Goal (9-38, 3:53)	31	28

TEAM STATISTICS

	TEXANS	CHARGERS
TOTAL FIRST DOWNS	26	14
THIRD DOWN EFFICIENCY	6-13-46%	7-14-50%
FOURTH DOWN EFFICIENCY	1-2-50%	1-1-100%
TOTAL NET YARDS	439	263
NET YARDS RUSHING	120	80
NET YARDS PASSING	329	183
PASS ATTEMPTS-COMPLETIONS-HAD INTERCEPTED	45-34-1	29-14-1
KICKOFFS Number-In End Zone-Touchbacks	5-5-4	5-5-1
PUNTS Number and Average	3-45.0	6-47.8
TOTAL RETURN YARDAGE (Not Including Kickoffs)	39	5
PENALTIES Number and Yards	7-73	7-55
FUMBLES Number and Lost	0-0	0-0
TOUCHDOWNS	4	4
EXTRA POINTS Made-Attempts	4-4	4-4
FIELD GOALS Made-Attempts	1-2	0-0
RED ZONE EFFICIENCY	3-3-100%	4-4-100%
GOAL TO GO EFFICIENCY	3-3-100%	3-3-100%
SAFETIES	0	0
POSSESSION	36:31	23:29

INDIVIDUAL STATISTICS

RUSHING (Att-Yds): Houston, A. Foster 18-77, B. Tate 9-55, S. Keo 1-8. San Diego, R. Mathews 13-33, R. Brown 5-27, P. Rivers 1-18, L. McClain 1-2.

PASSING (C-A-Y-I): Houston, M. Schaub 34-45-346-1. San Diego, P. Rivers 14-28-195-1.

RECEIVING (Rec-Yds): Houston, A. Johnson 12-146, A. Foster 6-33, O. Daniels 5-67, D. Hopkins 5-66, G. Graham 4-27, B. Tate 2-7. San Diego, E. Roayl 3-24, A. Gates 2-49, R. Brown 2-24, R. Mathews 2-22, D. Woodhead 2-16, V. Brown 2-13, M. Floyd 1-47.

SACKS (Sk-Yds): Houston, D. Manning 1.0-6, W. Mercilus 1.0-6. San Diego, J. Johnson 1.0-6, D. Butler 0.5-5.5, D. Freeney 0.5-5.5.

INTERCEPTIONS (Int-Yds): Houston, B. Cushing 1-18. San Diego, C. Thomas 1-2.

TACKLES (S-A-T): Houston, B. Cushing 5-6-11, W. Mercilus 5-2-7, D. Manning 6-0-6, J. Crick 3-3-6, J. Mays 3-2-5, J. Watt 3-1-4, E. Mitchell 1-3-4, S. Keo 3-1-4, K. Jackson 3-0-3, D. Swearingen 2-1-3, B. Reed 1-1-2, T. Jamison 0-2-2, W. Jefferson 1-0-1, J. Joseph 1-0-1. San Diego, B. Bird 10-4-14, D. Butler 9-4-13, E. Weddle 7-2-9, D. Cox 7-0-7, S. Wright 6-1-7, J. Johnson 5-1-6, J. Addae 4-0-4, R. Marshall 3-1-4, K. Reyes 2-1-3, M. Gilchrist 2-1-3, C. Thomas 1-2-3, L. English 1-1-2, C. Liuget 1-1-2, J. Patrick 1-0-1, J. Wynn 1-0-1, D. Freeney 0-1-1, K. Geathers 0-1-1.

MISSED FIELD GOALS: Houston, R. Bullock 51WL.

WEEK 1 NOTES AT SAN DIEGO

Game #12 • Houston Texans vs. New England Patriots • Sunday, Dec. 1, 2013

THE WIN...

- Was the Texans' fourth consecutive victory on Kickoff Weekend. Houston improved to 7-5 on opening day and 2-2 on the road on Kickoff Weekend.
- Improved the Texans record on Monday Night Football to 3-4 and 6-10 all-time in prime time.
- Was the Texans first ever win over San Diego and improved their all-time record against San Diego to 1-4 overall and 1-2 at Qualcomm Stadium.
- Improved Houston's record against AFC West opponents to 11-10 all-time.

HEAD COACH GARY KUBIAK

- Improved his career regular-season record to 60-53 overall.
- Improved to 25-32 on the road and 5-3 in season openers.

TEXANS TEAM NOTES

- The Texans outgained the Chargers 449-263 and held the ball for 36:31.
- Won the time of possession battle, holding the ball for 36:31. Houston was 12-1 when winning time of possession in 2012 and are now 51-19 under Kubiak when holding the ball more than their opponent.
- The Texans came back to win after trailing by 21 points, the largest comeback victory in team history. The previous high was 18 points vs. Tennessee on Nov. 28, 2004.
- The Texans defense held the Chargers to nine net yards in the fourth quarter of the game and outscored them 17-0 in the final period.
- Houston's first-quarter touchdown drive spanned 71 yards on 10 plays and lasted 5:51. The team ran for 40 yards (seven carries) on the drive.
- Houston's third-quarter touchdown drive spanned 70 yards on 11 plays and lasted 5:45.
- Houston's first fourth-quarter touchdown drive spanned 75 yards on 10 plays and lasted 3:46.
- Houston was a perfect 3-for-3 in the red zone, scoring touchdowns on all three trips.
- Houston tied the game in the fourth quarter when ILB Brian Cushing picked off a Phillip Rivers pass and returned it 18 yards for a touchdown.
- The Texans won the toss and elected to receive.
- Houston's captains for the game were ILB **Brian Cushing**, WR **Andre Johnson**, P **Shane Lechler**, QB **Matt Schaub** and DE **J.J. Watt**.

INDIVIDUAL PLAYER NOTES

- Making their Texans debuts were CB **A.J. Bouye**, K **Randy Bullock**, TE **Ryan Griffin**, WR **DeAndre Hopkins**, OLB **Willie Jefferson**, FB **Greg Jones**, P **Shane Lechler**, ILB **Joe Mays**, S **D.J. Swearinger** and ILB **Justin Tuggle**.

K RANDY BULLOCK

- Recorded the first point of his NFL career on the PAT following TE **Garrett Graham**'s touchdown reception.
- Kicked his first career game-winning field goal, a 41-yard attempt as time expired to seal the victory. It was also his first career field goal.

ILB BRIAN CUSHING

- Recorded his first interception of the season and eighth of his career, when he picked off Philip Rivers and returned it 18 yards for his first career touchdown to tie the game at 28-28 in the fourth quarter.
- Tied for the team lead with five tackles along with SS **Danieal Manning** and OLB **Whitney Mercilus**.

TE OWEN DANIELS

- Caught a pass in his 86th consecutive regular season game with an 18-yard reception in the first quarter.
- Capped Houston's first-quarter touchdown drive with a 1-yard reception with 3:11 remaining in the first quarter.
- Scored his second touchdown of the game on a 9-yard pass from **Schaub** with 14:44 left in the fourth quarter. It was the fourth two-touchdown game of his career and his first since Oct. 18, 2009 at Cincinnati.

RB ARIAN FOSTER

- Led the Texans in rushing with 57 yards on 18 carries and a long of 9 yards. He also caught six passes for 33 yards.

TE GARRETT GRAHAM

- Scored his first touchdown of the season and fourth of his career on a 7-yard pass from Matt Schaub.

WR DeANDRE HOPKINS

- Caught his first career pass in the second quarter for no gain.
- Finished with five receptions for 66 yards in his debut. Hopkins' five receptions are tied for the 7th most by a rookie in a game and his 66 yards receiving is the 10th most by a rookie in a game in team history.

WR ANDRE JOHNSON

- Extended his streak of consecutive games played with a reception to 102 and his franchise record of games played to 139.
- Had 12 receptions for 146 yards receiving to lead the Texans, eclipsing the 100-yard barrier for the 45th time in his career. The Texans are 25-20 all-time and 23-13 under Kubiak when Johnson exceeds 100 yards receiving.
- Passed Keenan McCardell (11,373) and Rod Smith (11,389) to move into 25th on the NFL's all-time receiving list and finished. He now has 11,400 career receiving yards.
- Posted his 18th game with at least 10 receptions and 100 yards receiving, the most in NFL history.
- His second reception moved him past Steve Largent (819) and his 11th past Larry Centers (828) into 20th place on the NFL's all-time receptions list. Johnson now has 830 receptions for his career.

FS SHILOH KEO

- Had one carry for eight yards, a fourth-down conversion off a fake punt with 12:07 remaining in the fourth quarter.

P SHANE LECHLER

- His first punt as a Texan came at the end of Houston's second drive. It went 48 yards and was downed by TE **Ryan Griffin** at the Chargers' 6-yard line.
- Punted three times for 135 yards with a long of 58 yards, with all three punts being downed inside the 20-yard line.

SS DANIEAL MANNING

- Recorded his first sack of the season and fourth of his career, taking down Phillip Rivers for a 6-yard loss with 7:13 remaining in the second quarter.

OLB WHITNEY MERCILUS

- Recorded his first sack of the season and seventh of his career, taking down Philip Rivers for a 6-yard loss with 10:37 remaining in the first quarter.

QB MATT SCHAUB

- Finished 34-of-45 passing for 346 yards and three touchdowns and a 110.0 rating. It was the 26th 300-yard passing game of his career.
- Recorded three touchdown passes for the 12th time in his career. Schaub led his 11th game-winning drive since joining the Texans, covering 38 yards on 9 plays, capped off by a 41-yard field goal by Bullock as time expired.

MISCELLANEOUS NOTES

- Inactive players for the Texans were QB **Case Keenum**, S **Ed Reed**, ILB **Darryl Sharpton**, OLB **Sam Montgomery**, T **Andrew Gardner**, G **Cody White** and T **David Quessenberry**.
- The Texans won the toss and elected to receive.

WEEK 2 VS. TENNESSEE

Game #12 • Houston Texans vs. New England Patriots • Sunday, Dec. 1, 2013



GAME 2: Houston 30, Tennessee 24 (OT)

71,718 • Reliant Stadium • Houston, Texas • Sept. 15, 2013



GAME SUMMARY

Rookie WR **DeAndre Hopkins** caught the game-winning touchdown, a 3-yard pass from QB **Matt Schaub**, in overtime to give Houston a 30-24 win against the Tennessee Titans. Hopkins ended his second NFL game with seven catches for 117 yards, the second-highest receiving total for a rookie in franchise history.

WR **Andre Johnson** left the game with just over two minutes remaining in the fourth quarter after a hit by Titans S **Bernard Pollard**.

K **Randy Bullock**, who kicked the game-winning 41-yard field goal at San Diego in Week 1, missed two 50-yarders in the first half. Following two timeouts called by Tennessee to ice him, Bullock missed a potential game-winning 46-yarder, hitting the left upright, as time expired.

Schaub was 26-of-48 for 298 yards, three touchdowns and two interceptions. Running backs **Arian Foster** and **Ben Tate** ran for a combined 172 yards. Tate led with 93 yards on nine carries. Foster scored the lone rushing touchdown, a 1-yard score, as well as a successful two-point conversion to tie the game 24-24 with 1:56 remaining in the fourth quarter.

Both teams put points on the board early, scoring on 80-yard opening drives. Schaub connected with TE **Garrett Graham** for a 1-yard touchdown, following a career-high 60-yard gain by Tate on the drive. Titans WR **Kendall Wright** scored first for the Titans on a 6-yard pass from QB **Jake Locker**. Tennessee would not score again until their last drive of the half, giving them a 10-7 lead entering the break.

Head coach **Gary Kubiak** threw down the red flag in the third quarter, challenging a play which initially ruled Titans RB **Chris Johnson** down at Tennessee's 1-yard line. The ruling was overturned, resulting in a Houston safety by ILB **Joe Mays** on Johnson.

The Texans defense held the Tennessee to just 4 yards of total offense in the third quarter and Houston re-gained the lead when Schaub threw a 12-yard touchdown to TE **Owen Daniels**.

The Titans gained life in the fourth quarter, scoring 14 unanswered points. Locker orchestrated a nine-play, 99-yard drive that resulted in a 12-yard touchdown pass to TE **Delanie Walker**. Less than two minutes later, a miscommunication between Schaub and Hopkins resulted in a 23-yard pick-six by Titans CB **Alterraun Verner**.

Hopkins then went on a 64-yard tear on three consecutive catches on the following drive. Schaub's 21-yard pass along the sideline to Johnson was first ruled incomplete. A second red flag challenge by Kubiak resulted in an overturned call that rewarded Houston with a first down on Tennessee's 2-yard line. Johnson, who was injured on the play, jogged off the field, but would not return to the game.

After a 1-yard touchdown run and a successful two-point conversion by Foster, Houston tied up the score 24-24. Hopkins' 3-yard touchdown catch in overtime capped the seventh-consecutive win for the Texans in one-score games in the regular season.

ILB **Brian Cushing** came up with a career-high two-sack game and led the defense with 13 tackles. DE **J.J. Watt** also had two sacks, two passes defended and eight tackles.

SCORING

SCORE BY PERIODS	1	2	3	4	OT	Total
Tennessee Titans	7	3	0	14	0	24
Houston Texans	7	0	7	10	6	30

SCORING DRIVES

Team	Qtr	Time	Play Description (Extra Point) (Drive info)	TEN	HOU
Texans	1	12:30	G. Graham 1 yd. pass from M. Schaub (R. Bullock kick) (5-80, 2:30)	0	7
Titans	1	5:10	K. Wright 6 yd. pass from J. Locker (R. Bironas kick) (14-80, 7:20)	7	7
Titans	2	0:00	R. Bironas 47 yd. Field Goal (4-6, 1:25)	10	7
Texans	3	7:46	O. Daniels 12 yd. pass from M. Schaub (R. Bullock kick) (5-55, 2:00)	10	14
Texans	4	13:26	C. Johnson tackled in end zone by J. Mays for a Safety	10	16
Titans	4	6:37	D. Walker 10 yd. pass from J. Locker (R. Bironas kick) (9-99, 4:08)	17	16
Titans	4	4:59	A. Verner 23 yd. interception return (R. Bironas kick)	24	16
Texans	4	1:53	A. Foster 1 yd. run (A. Foster run) (8-87, 1:14)	24	24
Texans	5	10:32	D. Hopkins 3 yd. pass from M. Schaub (11-78, 4:28) (11-78, 4:28)	24	30

TEAM STATISTICS

	TITANS	TEXANS
TOTAL FIRST DOWNS	14	25
THIRD DOWN EFFICIENCY	4-16-25%	6-17-35%
FOURTH DOWN EFFICIENCY	0-1-0%	0-2-0%
TOTAL NET YARDS	248	452
NET YARDS RUSHING	119	172
NET YARDS PASSING	129	280
PASS ATTEMPTS-COMPLETIONS-HAD INTERCEPTED	30-17-0	48-26-2
KICKOFFS Number-In End Zone-Touchbacks	6-4-2	4-4-4
PUNTS Number and Average	8-47.8	7-48.3
Net Punting Average	46.6	42.9
FGs - PATs Had Blocked	0-0	0-0
TOTAL RETURN YARDAGE (Not Including Kickoffs)	73	9
PENALTIES Number and Yards	9-70	5-40
FUMBLES Number and Lost	1-0	3-0
TOUCHDOWNS	3	4
EXTRA POINTS Made-Attempts Kicking Made-Attempts	3-3	2-2
FIELD GOALS Made-Attempts	1-2	0-3
RED ZONE EFFICIENCY	2-2-100%	4-4-100%
GOAL TO GO EFFICIENCY	2-2-100%	3-3-100%
SAFETIES	0	1
TIME OF POSSESSION	31:14	33:14

INDIVIDUAL STATISTICS

RUSHING (Att-Yds): Tennessee, C. Johnson 25-96, J. Battle 6-13, J. Locker 2-10. Houston, B. Tate 9-93, A. Foster 19-79.

PASSING (C-A-Y-I): Tennessee, J. Locker 17-30-148-0. Houston, M. Schaub 26-48-298-2.

RECEIVING (Rec-Yds): Tennessee, K. Wright 7-54, K. Britt 4-28, N. Washington 3-50, D. Walker 1-10, C. Mooney 1-5, C. Johnson 1-1. Houston, A. Johnson 8-76, D. Hopkins 7-117, G. Graham 3-30, B. Tate 3-8, K. Martin 2-37, O. Daniels 2-24, A. Foster 1-6.

SACKS (Sk-Yds): Tennessee, D. Morgan 1-7, K. Wimbley 1-11. Houston, J. Watt 2-10, B. Cushing 1.5-4.5, A. Smith 0.5-4.5.

INTERCEPTIONS (Int-Yds): Tennessee, B. Pollard 1-32, A. Verner 1-23. Houston, none.

TACKLES (S-A-T): Tennessee, Z. Brown, 11-1-12, B. Pollard 8-1-9, A. Verner 5-1-6, J. McCourty 3-2-5, D. Morgan 3-0-3, M. Fokou 3-0-3, J. Casey 3-0-3, M. Griffin 3-0-3, G. Wilson 3-0-3, A. Ayers 2-1-3, A. Johnson 2-0-2, K. Wimbley 1-0-1, S. Hill 1-0-1, R. Pitoitua 1-0-1, K. Klug 1-0-1, C. Sensabaugh 0-1-1. Houston, B. Cushing 11-2-13, K. Jackson 8-1-9, J. Watt 7-1-8, J. Joseph 7-0-7, D. Manning 6-1-7, D. Sharpton 4-2-6, W. Mercilus 3-3-6, E. Mitchell 0-6-6, D. Swearinger 5-0-5, B. Reed 3-2-5, S. Keo 3-1-4, J. Mays 1-2-3, A. Smith 3-0-3, J. Crick 0-1-1, B. McCain 0-1-1, T. McClain 0-1-1, E. Pleasant 0-1-1.

MISSED FIELD GOAL: Tennessee, R. Bironas 48WR. Houston, R. Bullock 50WR, 50WR, 46LU.

WEEK 2 NOTES VS. TENNESSEE

Game #12 • Houston Texans vs. New England Patriots • Sunday, Dec. 1, 2013

WITH THE WIN...

- The Texans improved to 2-0 for the fourth consecutive season.
- The Texans won their seventh consecutive one-score game in the regular season. The Texans were an NFL-best 5-0 in one-score games in 2012.
- The Texans improved to 4-7 all-time in overtime and won their third consecutive overtime game.
- The Texans improved to 10-2 in the month of September since 2010, the best mark in the NFL in that time.
- The Texans improved to 9-14 overall and 5-7 at home against the Titans.
- The Texans improved to 1-1 all-time in overtime games against the Titans. The Titans won the first overtime game the teams played, 26-20, on Dec. 10, 2006 at Reliant Stadium.
- The Texans won their third consecutive game against the Titans, the first such streak for the team in the all-time series.
- The Texans improved to 6-6 all-time in home openers.
- The Texans improved to 26-41 all-time against the AFC South.
- The Texans improved to 79-99 overall all-time and 46-43 at home.

HEAD COACH GARY KUBIAK

- Improved his career regular season record to 61-53 overall and 7-8 all-time against Tennessee.
- Improved to 36-21 all-time at home and 4-3 all-time in overtime games.

THE TEXANS

- Produced 452 yards on offense to mark the first time in franchise history the team has started the season with consecutive games with 400-plus yards of offense. The Texans had 449 yards of offense in the season opener at San Diego.
- Posted 30 points or more in back-to-back games to start the season for the second time in franchise history. The Texans also started the 2010 season with 30 points or more in their first two games.
- Drove 80 yards on their first-quarter scoring drive in five plays, lasting 2:30. The team ran for 79 yards (four carries) on the drive.
- Outgained the Titans 248-145 in the first half and held the ball for 21:25.
- Held Tennessee to 4 yards of total offense in the third quarter.
- Drove 87 yards on eight plays in 1:14 to tie the game with 1:53 left in regulation. The drive was capped off by a 1-yard touchdown run by RB **Arian Foster**. Foster rushed for the 2-point conversion following the touchdown.
- Won the toss and elected to receive.
- Houston's captains for the game were ILB **Brian Cushing**, WR **Andre Johnson**, P **Shane Lechler**, QB **Matt Schaub** and DE **J.J. Watt**.
- Inactive players for the Texans were QB **Case Keenum**, S **Ed Reed**, RB **Cierre Wood**, OLB **Sam Montgomery**, T **Andrew Gardner**, G **Cody White** and DE **Tim Jamison**.
- ILB **Darryl Sharpton** and DE **Antonio Smith** made their season debuts.

INDIVIDUAL PLAYER NOTES

ILB BRIAN CUSHING

- Tied a career high with 1.5 sacks. The sacks give Cushing 11.0 for his career, eighth in franchise history.
- Led the defense with 11 solo tackles and 13 total tackles.

TE OWEN DANIELS

- Capped the third quarter scoring drive, catching a 12-yard touchdown pass from QB Matt Schaub, his third touchdown of the season.
- Caught a pass in his 87th consecutive regular season game.

RB ARIAN FOSTER

- Had a season-high 79 yards on 19 carries with one touchdown and a 2-point conversion. He also had one reception for 6 yards and totaled 85 yards from scrimmage.
- Recorded his first touchdown on the season on a 1-yard touchdown run with 1:14 remaining in the fourth quarter and tied the game on the follow-

ing 2-point conversion run. It was the 51st touchdown of his career and his 45th career rushing touchdown.

TE GARRETT GRAHAM

- Caught a touchdown pass in his second consecutive game, a 1-yard completion from Schaub. It was the fifth touchdown of his career.

WR DeANDRE HOPKINS

- Posted a game-high 117 yards receiving on seven receptions and the first touchdown catch of his career, a 3-yard game-winner in overtime from Schaub.
- Had the second-most yards receiving ever by a Texans rookie (Andre Johnson, 122 at Buffalo, 11/16/03) and tied for the second-most receptions by a rookie in franchise history. It was the most receptions by a Texans rookie since Johnson had a rookie record eight receptions against Jacksonville on 9/28/03.

WR ANDRE JOHNSON

- Led the team with eight receptions and had 76 yards receiving.
- Extended his streak of consecutive games played with a reception to 103 and his franchise record or games played to 141.
- Passed Muhsin Muhammed (11,438 yards) to move into 24th on the NFL's all-time receiving list with his fourth reception of the game. He now has 11,476 career receiving yards.

P SHANE LECHLER

- Averaged 48.3 yards on seven punts and had a net average of 42.9 with five punts inside the Titans' 20-yard line.
- Placed five of his seven punts inside the Titans' 20-yard line.

ILB JOE MAYS

- Tackled RB Chris Johnson for a 1-yard loss, scoring the first safety of the season for the Texans and the first since Connor Barwin sacked Joe Flacco vs. Baltimore (10/21/12).

QB MATT SCHAUB

- Led the 12th game-winning drive of his career in overtime, marching the Texans 78 yards on 11 plays and hitting WR DeAndre Hopkins with a 3-yard game-winning strike with 10:32 left on the clock.
- Led the sixth game-tying drive of his career to force overtime, directing an eight-play, 87-yard drive in 1:14 and ended with a 1-yard touchdown run by Foster with 1:53 left in regulation.
- Improved to 18-4 in his last 22 starts.
- Threw three touchdown passes for the second game in a row, marking the second time in his career he has done so. Schaub last had at least three touchdown passes in consecutive games in 2009 (4 vs. Tennessee on 9/20/09 and 3 vs. Jacksonville on 9/27/09).

RB BEN TATE

- RB Ben Tate 93 yards on nine carries (10.3 average), including a career-long 60-yard run. Tate's previous career-high run was 56 yards vs. Tennessee (1/1/12). The run was also the fourth longest in franchise history.

DE J.J. WATT

- Recorded his first sack of the season, taking down Jake Locker for a 3-yard loss in the first quarter.
- Recorded his second sack of the season in the third quarter, bringing down Locker for a 7-yard loss, the eighth time he has had two or more sacks in a game in his career.
- Had two passes defended in the first half.

WEEK 3 AT BALTIMORE

Game #12 • Houston Texans vs. New England Patriots • Sunday, Dec. 1, 2013



GAME 3: Baltimore 30, Houston 9

71,168 • M&T Bank Stadium • Baltimore, Md. • Sept. 22, 2013



GAME SUMMARY

The Texans remained winless at Baltimore's M&T Bank Stadium after suffering their first loss of the season. Even with FS **Ed Reed**'s return, Houston was unable to comeback for a third-straight week for the win, falling to the Ravens 30-9 on Sunday.

Mistakes marred Houston's loss in which Baltimore scored on a pick-six and punt return. The Texans had 14 penalties for 113 yards.

QB **Matt Schaub** and the Texans offense struggled without All-Pro LT **Duane Brown**, who did not make the trip due to a toe injury. QB **Matt Schaub** was sacked three times for a loss of 24 yards. Schaub was 25-of-35 for 194 yards and one interception.

K **Randy Bullock** was a perfect 3-for-3 on field goal attempts, connecting from 27, 29, and 47 yards.

WR **Andre Johnson**, who had five catches for 36 yards on the day, left the game in the third quarter with a shin injury. WR **DeAndre Hopkins** led the receivers with six catches for 60 yards.

RB **Arian Foster** rushed for 54 yards on 12 carries. RB **Ben Tate** added 36 yards on nine carries.

Baltimore QB **Joe Flacco**, who was without starting RB **Ray Rice**, was 16-of-24 for 171 yards but was without a touchdown in the win. Rice's absence went relatively unnoticed as **Bernard Pierce** rushed for 65 yards and one touchdown. The Ravens special teams and defense contributed 14 points in the second quarter.

The Texans defense kept Baltimore scoreless through the first quarter, forcing three-and-outs on the first two possessions.

The Ravens defense scored the game's first touchdown, a pick-six by ILB **Daryl Smith**. Smith intercepted Schaub's pass, intended for TE **Owen Daniels**, and returned it for a 37-yard touchdown to give Baltimore a 10-6 lead. Less than two minutes later, P **Shane Lechler**'s punt was returned 82 yards by **Tandon Doss** for another score. Bullock successfully kicked a 47-yard attempt as time expired in the first half. Baltimore led 17-9 at halftime.

Flacco and the Ravens offense picked up steam in the second half with an 80-yard drive resulting in a 1-yard scoring run by Pierce. **Justin Tucker** added a 45-yard field goal in the fourth quarter.

Watt and DE **Antonio Smith** both had sacks on the day. Watt also led the defense with nine tackles and one quarterback hit.

SCORING

SCORE BY PERIODS	1	2	3	4	OT	Total
Houston Texans	3	6	0	0	-	9
Baltimore Ravens	0	17	7	6	-	30

SCORING DRIVES

Team	Qtr	Time	Play Description (Extra Point) (Drive info)	HOU	BAL
Texans	1	7:06	R.Bullock 27 yd. Field Goal (16-69, 7:54)	3	0
Texans	2	14:56	R.Bullock 29 yd. Field Goal (5-18, 2:35)	6	0
Ravens	2	4:11	J.Tucker 28 yd. Field Goal (11-62, 4:52)	6	3
Ravens	2	2:39	D.Smith 37 yd. interception return (J.Tucker kick)	6	10
Ravens	2	0:45	T.Doss 82 yd. punt return (J.Tucker kick)	6	17
Texans	2	0:00	R.Bullock 47 yd. Field Goal (5-51, 0:45)	9	17
Ravens	3	11:05	B.Pierce 1 yd. run (J.Tucker kick) (9-80, 3:55)	9	24
Ravens	4	9:09	J.Tucker 45 yd. Field Goal (13-69, 6:15)	9	27
Ravens	4	1:08	J.Tucker 43 yd. Field Goal (9-26, 3:51)	9	30

TEAM STATISTICS

	TEXANS	RAVENS
TOTAL FIRST DOWNS	18	16
THIRD DOWN EFFICIENCY	3-12-25%	8-16-50%
FOURTH DOWN EFFICIENCY	0-1-0%	0-0-0%
TOTAL NET YARDS	264	236
NET YARDS RUSHING	94	75
NET YARDS PASSING	170	161
PASS ATTEMPTS-COMPLETIONS-HAD INTERCEPTED	35-25-1	24-16-0
KICKOFFS Number-In End Zone-Touchbacks	3-3-1	7-7-5
PUNTS Number and Average	5-50.4	4-48.5
Net Punting Average	31.8	44.0
FGs - PATs Had Blocked	0-0	0-0
TOTAL RETURN YARDAGE (Not Including Kickoffs)	18	130
PENALTIES Number and Yards	14-113	10-87
FUMBLES Number and Lost	0-0	1-0
TOUCHDOWNS	0	3
EXTRA POINTS Made-Attempts Kicking Made-Attempts	0-0	3-3
FIELD GOALS Made-Attempts	3-3	3-3
RED ZONE EFFICIENCY	0-2-0%	1-2-50%
GOAL TO GO EFFICIENCY	0-1-0%	1-1-100%
SAFETIES	0	0
TIME OF POSSESSION	30:36	29:24

INDIVIDUAL STATISTICS

RUSHING (Att-Yds): Houston, A. Foster 12-54, B. Tate 9-36, C. Wood 2-4. Baltimore, B. Pierce 24-65, V. Leach 3-8, S. Draughn 4-2.

PASSING (C-A-Y-I): Houston, M. Schaub 25-35-194-1. Baltimore, J. Flacco 16-24-171-0.

RECEIVING (Rec-Yds): Houston, D. Hopkins 6-60, A. Johnson 5-36, O. Daniels 5-29, D. Posey 3-29, B. Tate 3-7, K. Martin 2-35, A. Foster 1-(-2). Baltimore, T. Smith 5-92, D. Clark 4-46, V. Leach 2-11, B. Pierce 2-7, M. Brown 2-6, B. Stokley 1-9.

SACKS (Sk-Yds): Houston, A. Smith 1.0-2, J. Watt 1.0-8. Baltimore, H. Ngata 1.0-9, A. Jones 1.0-7, T. Suggs 1.0-8.

INTERCEPTIONS (Int-Yds): Houston, none. Baltimore, D. Smith 1-37.

TACKLES (S-A-T): Houston, B. Cushing 7-3-10, J. Watt 7-3-10, B. Reed 5-4-9, D. Sharpton 4-4-8, E. Mitchell 1-6-7, J. Mays 2-4-6, W. Mercilus 2-3-5, D. Manning 5-0-5, K. Jackson 5-0-5, J. Crick 1-3-4, D. Swearingen 3-0-3, A. Smith 2-1-3, E. Reed 3-0-3, S. Keo 2-0-2, J. Joseph 2-0-2, T. McClain 0-1-1. Baltimore, D. Smith 7-3-10, J. Ihedigbo 5-4-9, L. Webb 7-0-7, J. Smith 6-0-6, M. Elam 4-1-5, C. Graham 3-0-3, C. Upshaw 3-0-3, M. Spears 2-1-3, H. Ngata 1-2-3, A. Jones 1-2-3, T. Suggs 1-1-2, J. Byner 1-1-2, E. Dumervil 0-2-2, P. McPhee 0-1-1, T. Cody 0-1-1, D. Tyson 0-1-1.

MISSED FIELD GOAL: None.

WEEK 3 NOTES AT BALTIMORE

Game #12 • Houston Texans vs. New England Patriots • Sunday, Dec. 1, 2013

WITH THE LOSS...

- Houston ended a two-game winning streak and dropped to 2-1 on the season.
- Including the playoffs, Houston fell to 1-7 all-time vs. the Ravens and 0-4 at M&T Bank Stadium.

THE TEXANS...

- The Ravens won the toss and elected to defer to the second half. Texans elected to receive.
- Houston's captains for the game were ILB **Brian Cushing**, WR **Andre Johnson**, P **Shane Lechler**, QB **Matt Schaub** and DE **J.J. Watt**.
- Inactive players for the Texans were QB **Case Keenum**, WR **Lestar Jean**, OLB **Sam Montgomery**, G **Cody White**, T **Duane Brown**, ILB **Justin Tuggle** and DE **Tim Jamison**.
- Houston's first-quarter scoring drive spanned 69 yards on 16 plays and lasted 7:54, capped by a 27-yard field goal.
- Houston's second-quarter scoring drive spanned 18 yards on 5 plays and lasted 2:35, capped by a 29-yard field goal.
- Houston's second second-quarter scoring drive spanned 51 yards on 5 plays and lasted 0:45, capped by a 47-yard field goal.
- Outgained the Ravens 264-236.
- Won the time of possession battle 30:36-29:24.
- Did not score a touchdown for the first time this season. It was the first time the Texans have been held without a touchdown since Dec. 23, 2012 and the only the second time they've been kept out of the end zone since Oct. 15, 2006 at Dallas.

HEAD COACH GARY KUBIAK

- Won his third challenge of the season, bringing his season total to 3-0, tied for the most challenges won in a season in team history.

INDIVIDUAL PLAYER NOTES

K RANDY BULLOCK

- Connected on all three of his field goal attempts, from 27, 29 and 47 yards, in the first half, accounting for all nine points.

TE OWEN DANIELS

- Caught a pass in his 88th consecutive regular season game on the opening play from scrimmage and finished with five receptions for 29 yards.

RB ARIAN FOSTER

- Had 12 carries for 54 yards, including a long of 10.

WR DeANDRE HOPKINS

- Led the Texans in receiving with six receptions for 60 yards.

WR ANDRE JOHNSON

- Extended his streak of consecutive games played with a reception to 104 and his franchise record or games played to 141. He finished with five receptions for 36 yards.

P SHANE LECHLER

- Averaged 50.4 yards on five punts, tying him with Donnie Jones (vs. Minnesota, 12/23/12) for the fifth-highest single-game total in franchise history.
- Placed three punts inside the 20, giving him 11 punts inside the 20-yard line in 15 punts this season.

SS DANIEAL MANNING

- Recorded his 500th tackle of his career with his first tackle of the afternoon.

C CHRIS MYERS

- Made his 99th consecutive start, dating back to the 2007 season in Denver. It was his 83rd consecutive start as a Texan.

WR KESHAWN MARTING

- Had two kickoff returns for 55 yards (27.5 average) and two punt returns for 18 yards (9.0 average).

WR DeVIER POSEY

- Caught his first pass of the season, a 9-yard completion from QB Matt Schaub in the second quarter.
- Tied a career-high with three receptions, good for 29 yards. Posey also had three receptions vs. Indianapolis on Dec. 16, 2012.

FS ED REED

- Started and made his Texans debut, recording three solo tackles.

QB MATT SCHAUB

- Finished the afternoon with a season-low 72.8 rating, completing 25-of-35 passes for 194 yards and an interception.

DE ANTONIO SMITH

- Recorded a sack of Joe Flacco, forcing a fumble in the second quarter, giving him 1.5 sacks on the season and 38 for his career (23.5 as a Texan).
- His forced fumble was the 10th of his career and first of the season.

DE J.J. WATT

- Recorded his third sack of the season on the opening drive of the second half.
- Led the defense in tackles with nine (six solo) including three tackles for loss.

QB T.J. YATES

- Made his season debut, coming in on the last offensive series.

WEEK 4 VS. SEATTLE

Game #12 • Houston Texans vs. New England Patriots • Sunday, Dec. 1, 2013



GAME 4: Seattle 23, Houston 20 (OT)

71,756 • Reliant Stadium • Houston, Texas • Sept. 29, 2013



GAME SUMMARY

In a game that seemed in control with the Texans leading 20-3 at the half, Houston ended the day with a 23-20 overtime loss to Seattle.

In two very different halves of football at Reliant Stadium, Houston scored all 20 of its points in the first half. Seattle then reeled off 20 unanswered points in the second half and overtime.

Houston lost its second game in a row and dropped to 2-2 on the season. Turnovers continued to haunt Houston as the Seahawks put up 10 points off of the Texans' three turnovers.

Seattle scored first with a 48-yard field goal in the first quarter. After that, the Texans offense scored 20 unanswered points to dominate early.

Seattle's defense, ranked first in the NFL, had previously only allowed an average of nine points per game, 146 passing yards per game, and 241.7 total yards per game. The Texans offense surpassed that before halftime with 20 points, 226 yards passing, and 324 net yards.

After an early interception on a deflected pass intended for TE **Owen Daniels**, QB **Matt Schaub** bounced back for two touchdown passes on consecutive drives. Schaub connected with TE **Garrett Graham** for a 31-yard score. A 5-yard toss to RB **Arian Foster** extended the Texans lead to 14-3 following a 10-play, 80-yard drive in the second quarter.

ILB **Brian Cushing**'s hit on RB **Marshawn Lynch** on Seattle's next series caused a fumble, which was recovered by NT **Terrell McClain**. The Texans converted the turnover into three points when **Randy Bullock** kicked a 22-yard field goal. Bullock added a 42-yarder as time expired in the first half. The Texans led by a score of 20-3 at halftime.

The Seahawks took over in the second half and overtime with 20 unanswered points.

After a fumble by RB **Ben Tate**, the Texans defense held Seattle to zero yards on four plays. The Seahawks settled for a **Steven Hauschka** 39-yard field goal. Lynch, who had 17 carries for 98 yards on the day, added a 3-yard touchdown run in the fourth quarter. Seattle trailed 20-13 with 7:43 remaining in the game.

CB **Johnathan Joseph**'s intercepted **Russell Wilson**'s pass intended for **Jermaine Kearse** shifted the momentum at the 5:13 mark of the fourth quarter. The shift was short-lived. After four consecutive carries by Foster, Schaub's pass on third-and-four, intended for Daniels, was intercepted by **Richard Sherman** and returned 58 yards for a game-tying touchdown.

In a game dominated early by Houston, Seattle turned up the heat in the second half and tied it 20-20 with 2:40 remaining in the fourth quarter.

The Texans headed to overtime for the second time in as many home games. Houston received the ball first in overtime but was unable to score on its first two possessions.

A 15-yard unnecessary roughness penalty on **Kareem Jackson** extended Seattle's second possession. Hauschka kicked a game-winning 45-yard field goal on the eight-play, 42-yard drive to win the game 23-20.

Both Foster and Johnson eclipsed 100 yards in the game. Foster rushed for 102 yards on 27 carries and caught six passes for 69 yards and one touchdown. Johnson had nine receptions for 110 yards on the day. Schaub was 31-of-49 for 355 yards, two touchdowns and two interceptions.

Wilson, held to just 24 yards passing in the first half, finished 12-of-23 for 123 yards, one interception and a 49.7 passer rating but scrambled for 77 yards on 10 carries. Lynch added 98 yards rushing on 17 attempts.

SCORING

SCORE BY PERIODS	1	2	3	4	OT	Total
Seattle Seahawks	3	0	3	14	3	23
Houston Texans	0	20	0	0	0	20

SCORING DRIVES

Team	Qtr	Time	Play Description (Extra Point) (Drive info)	SEA	HOU
Seahawks	1	11:11	S.Hauschka 48 yd. Field Goal (4-40, 1:34)	3	0
Texans	2	14:55	G.Graham 31 yd. pass from M.Schaub (R.Bullock kick) (6-90, 2:52)	3	7
Texans	2	6:11	A.Foster 5 yd. pass from M.Schaub (R.Bullock kick) (10-80, 5:10)	3	14
Texans	2	3:51	R.Bullock 22 yd. Field Goal (7-15, 2:13)	3	17
Texans	2	0:01	R.Bullock 42 yd. Field Goal (12-67, 1:12)	3	20
Seahawks	3	3:54	S.Hauschka 39 yd. Field Goal (4-0, 0:25)	6	20
Seahawks	4	7:43	M.Lynch 3 yd. run (S.Hauschka kick) (14-98, 7:28)	13	20
Seahawks	4	2:40	R.Sherman 58 yd. interception return (S.Hauschka kick)	20	20
Seahawks	5	3:19	S.Hauschka 45 yd. Field Goal (8-42, 3:27)	23	20

TEAM STATISTICS

	SEAHAWKS	TEXANS
TOTAL FIRST DOWNS	15	29
THIRD DOWN EFFICIENCY	3-14-21%	6-17-35%
FOURTH DOWN EFFICIENCY	1-1-100%	0-0-0%
TOTAL NET YARDS	270	476
NET YARDS RUSHING	179	151
NET YARDS PASSING	91	325
PASS ATTEMPTS-COMPLETIONS-HAD INTERCEPTED	23-12-1	49-31-2
KICKOFFS Number-In End Zone-Touchbacks	6-6-4	5-4-2
PUNTS Number and Average	6-46.3	7-45.3
Net Punting Average	42.8	33.9
FGs - PATs Had Blocked	0-0	0-0
TOTAL RETURN YARDAGE (Not Including Kickoffs)	118	2
PENALTIES Number and Yards	9-62	6-86
FUMBLES Number and Lost	3-1	2-1
TOUCHDOWNS	2	2
EXTRA POINTS Made-Attempts Kicking Made-Attempts	2-2	2-2
FIELD GOALS Made-Attempts	3-3	2-2
RED ZONE EFFICIENCY	1-1-100%	1-3-33%
GOAL TO GO EFFICIENCY	1-1-10%	1-2-50%
SAFETIES	0	0
TIME OF POSSESSION	31:48	39:53

INDIVIDUAL STATISTICS

RUSHING (Att-Yds): Seattle, M. Lynch 17-98, R. Wilson 10-77, R. Turbin 3-4. Houston, A. Foster 27-102, B. Tate 7-44, M. Schaub 1-5.

PASSING (C-A-Y-I): Seattle, R. Wilson 12-23-123-1. Houston, M. Schaub 31-49-355-2.

RECEIVING (Rec-Yds): Seattle, M. Lynch 3-45, D. Baldwin 3-39, G. Tate 3-17, S. Rice 1-11, Z. Miller 1-7, D. Coleman 1-4. Houston, A. Johnson 9-110, O. Daniels 6-72, A. Foster 6-69, G. Graham 5-69, D. Hopkins 2-27, K. Martin 1-6, B. Tate 1-1, G. Jones 1-1.

SACKS (Sk-Yds): Seattle, C. Avril 1.0-10, C. McDonald 1.0-9, C. Clemons 1.0-9, T. McDaniel 1.0-2. Houston, W. Mercilus 2.5-12, B. Reed 1.0-10, A. Smith 1.0-6.5, J. Watt 0.5-3.5.

INTERCEPTIONS (Int-Yds): Seattle, R. Sherman 1-58, E. Thomas 1-0. Houston, J. Joseph 1-1.

TACKLES (S-A-T): Seattle, B. Wagner 6-2-8, K. Chancellor 7-0-7, E. Thomas 7-0-7, C. McDonald 5-0-5, B. Browner 5-0-5, K. Wright 4-1-5, M. Smith 4-1-5, B. Mebane 4-1-5, C. Clemons 3-2-5, R. Sherman 4-0-4, B. Maxwell 4-0-4, R. Bryant 3-1-4, T. McDaniel 1-2-3, C. Avril 2-0-2, W. Thurmond 2-0-2, M. Bennett 1-0-1. Houston, J. Watt 7-5-12, B. Cushing 7-3-10, W. Mercilus 4-4-8, D. Sharpton 4-3-7, B. Reed 4-2-6, J. Mays 4-2-6, K. Jackson 5-0-5, A. Smith 4-1-5, D. Manning 3-1-4, E. Mitchell 0-4-4, J. Joseph 2-1-3, E. Reed 2-1-3, D. Swearingen 1-0-1, J. Crick 0-1-1, W. Jefferson 0-1-1, B. McCain 0-1-1, J. Tuggle 1-0-1, B. Harris 1-0-1.

MISSED FIELD GOAL: None.

GAME 4 NOTES VS. SEATTLE

Game #12 • Houston Texans vs. New England Patriots • Sunday, Dec. 1, 2013

THE TEXANS...

- Moved to 2-2 on the season and 1-2 all-time against Seattle with the loss.
- Lost in overtime for the first time in four games. Houston is 4-2 in overtime games since 2010. Houston's last loss in overtime was to Baltimore on 12/13/10, 34-28.
- Lost their first one-score game since the 2011 season finale against Tennessee. Houston is 2-1 in one-score games this season.
- Played in a game that was decided on the final play for the third time this season (Week 1 at San Diego and Week 2 vs. Tennessee).
- Held an opponent to less than 300 yards of offense for the fourth consecutive game. The team last did that in the 2011 season.
- Recorded five sacks and two takeaways, both season-highs.
- Recorded a season-high 476 yards of offense.
- Forced two three-and-out drives. The Texans led the NFL with 14 three-and-out defensive series heading into the game.
- Dropped to 14-3 since 2011 when having a 100-yard rusher.
- Dropped to 43-6 under Gary Kubiak when they rush 35 times or more.
- Outgained the Seahawks 476-270 and won time of possession 39:53-31:48.
- Gained 324 yards in the first half to mark the second-most in the first half yards in franchise history. The highest first half total came against Seattle on Dec. 13, 2009 when the Texans had 364 yards in the first half.
- Held Seattle to -7 yards passing in the first quarter and 24 yards passing in the first half.
- Had a 100-yard rusher and 100-yard receiver for the first time since Dec. 16, 2012 against Indianapolis.
- Houston's first second-quarter scoring drive spanned 90 yards on 6 plays and lasted 2:52, the longest drive of the season for the Texans.
- Houston's second second-quarter scoring drive spanned 80 yards on 10 plays and lasted 5:10, capped by a 5-yard touchdown pass from Matt Schaub to Arian Foster.
- Houston's third second-quarter scoring drive spanned 15 yards on 7 plays and lasted 2:13, capped by a Randy Bullock 22-yard field goal.
- Houston's fourth second-quarter scoring drive spanned 67 yards on 12 plays and lasted 1:12, capped by Bullock's 42-yard field goal.
- Won the toss in overtime and elected to receive.
- Won the toss and elected to receive to start the game.
- Houston's captains for the game were ILB **Brian Cushing**, WR **Andre Johnson**, P **Shane Lechler**, QB **Matt Schaub** and DE **J.J. Watt**.
- Inactive players for the Texans were QB **Case Keenum**, WR **Lestar Jean**, ILB **Tim Dobbins**, OLB **Sam Montgomery**, G **Cody White**, T **Duane Brown** and DE **Tim Jamison**.

INDIVIDUAL PLAYER NOTES

K RANDY BULLOCK

- Connected on both of his first-half field goal attempts, from 22 and 42 yards.

ILB BRIAN CUSHING

- Forced a second quarter fumble recovered by the Texans, the seventh of his career.
- Led the defense with nine tackles (six solo).

TE OWEN DANIELS

- Caught a pass in his 87th consecutive regular season game on a 21-yard pass in the second quarter. He had six receptions for 72 yards.
- Surpassed 4,500 yards receiving with his first catch of the game. He ranks second in franchise history with 4,519 career receiving yards.

RB ARIAN FOSTER

- Had 27 carries for 102 yards, the 24th 100-yard rushing performance

of his career and first of the season. Since 2010, Foster leads the NFL with 23 100-yard rushing performances.

- Had six receptions for 69 yards and a touchdown, including a long of 31, his longest reception and most receiving yards since Nov. 13, 2011 at Tampa Bay.
- Recorded 171 yards from scrimmage, the most since he had 174 yards from scrimmage against Indianapolis on Dec. 22, 2011.

TE GARRETT GRAHAM

- Caught his third touchdown of the season on a 31-yard pass from **Matt Schaub** in the second quarter, tying a career high from 2012.
- Had a season-high 69 yards receiving on five receptions.

WR ANDRE JOHNSON

- Extended his streak of consecutive games played with a reception to 105 and his franchise record of games played to 142.
- Had nine receptions for 110 yards, the 46th 100-yard receiving game of his career and second this season. He moved into a tie with Jimmy Smith for the eighth-most 100-yard receiving games in NFL history. Johnson leads all active players in 100-yard receiving games.
- Moved past Rod Smith (849) and Irving Fryar (851) into 18th place on the NFL's all-time receptions list. He now has 852 career receptions.
- Moved past Steve Smith (11,595) into 23rd place on the all-time receiving yards list. He now has 11,622 yards receiving in his career.

CB JOHNATHAN JOSEPH

- Picked off Russell Wilson in the fourth quarter for his first interception of the season. Joseph is tied with Jason Allen and Kareem Jackson for fifth place in franchise history with seven interceptions. He has 21 in his career.

NT TERRELL McCLAIN

- Recovered a second quarter fumble, his first of the season and second of his career.

OLB WHITNEY MERCILUS

- Recorded a career-high 2.5 sacks, bringing his season total to 3.5.

C CHRIS MYERS

- Played in his 125th career game and started the 100th game of his career. It was Myers' 100th consecutive start, dating back to 2007 with the Denver Broncos. He has started 84 consecutive games at center for the Texans.

OLB BROOKS REED

- Recorded his first sack of the season in overtime, bringing down Russell Wilson for a 10-yard loss in overtime.

QB MATT SCHAUB

- Completed 31-of-49 passes for 355 yards, two touchdowns and two interceptions for an 81.6 passer rating. It was the 27th 300-yard passing performance of his career.

DE ANTONIO SMITH

- Recorded a pair of half-sacks to bring his season total to 2.5. Smith has at least a half-sack in his last four regular season games, dating back to the 2012 season finale.

ILB JUSTIN TUGGLE

- Forced a fumble on special teams, the first of his career.

DE J.J. WATT

- Recorded a half-sack to increase his season total to 3.5.

WEEK 5 AT SAN FRANCISCO

Game #12 • Houston Texans vs. New England Patriots • Sunday, Dec. 1, 2013



GAME 5: San Francisco 34, Houston 3

69,732 • Candlestick Park • San Francisco, Calif. • Oct. 6, 2013



GAME SUMMARY

It was a long, hard night for Houston that started on the third play from scrimmage. QB **Matt Schaub** threw an interception that was returned for a touchdown and the 49ers never looked back in the 34-3 rout.

Schaub went on to throw two more interceptions before being spelled by **T.J. Yates** in the fourth quarter.

Schaub threw his fourth pick-six in as many games while San Francisco built a 21-0 lead. Houston's offense remained scoreless until **Randy Bullock** kicked a 41-yard field goal in the third quarter.

In the first 90 seconds of the game, Schaub's pass to **Andre Johnson** was picked off by 49ers' CB **Tramaine Brock**, who returned the interception 18 yards for a touchdown. Brock picked Schaub off again in the second quarter.

The 49ers offense converted the turnover into a touchdown four plays later on **Anthony's Dixon's** 2-yard touchdown run to extend the lead to 21-0 with 5:03 remaining in the first half.

The Texans first half possessions ended in two interceptions, two punts, and a missed field goal. Bullock missed a 45-yard attempt after a drive that stalled following two back-to-back penalties on TE **Owen Daniels**.

The Texans offense looked to be picking up steam later in the third quarter, moving the ball 58 yards down the field but it would end in another turnover. Schaub threw his third interception of the game, a pass intended for Daniels and picked off by DT **Tony Jerrod-Eddie**. QB **Colin Kaepernick** connected with **Vernon Davis** on a 64-yard touchdown pass just a few plays later. San Francisco extended its lead to 31-3.

Yates entered the game but the Texans' offense continued to struggle as RB **Ben Tate** fumbled on the second play of the drive. San Francisco recovered and converted the Texan's fourth turnover into a 24-yard field goal by **Phil Dawson**. With 10:46 remaining in the fourth quarter, San Francisco extended its lead to 34-3.

Arian Foster led the Texans in rushing with 98 yards on 21 carries. He also had four receptions for 20 yards. Daniels caught six passes for 60 yards. ILB **Brian Cushing** led the defense with six tackles. OLB **Whitney Mercilus** added a sack to increase his season total to 4.5.

Schaub ended the game 19-of-35 for 173 yards and three interceptions.

Kaepernick completed six of 15 passes for 113 yards and one touchdown. **Frank Gore** rushed for 81 yards on 17 carries and one touchdown.

SCORING

SCORE BY PERIODS	1	2	3	4	OT	Total
Houston Texans	0	0	3	0	-	3
San Francisco 49ers	14	7	3	19	-	34

SCORING DRIVES

Team	Qtr	Time	Play Description (Extra Point) (Drive info)	HOU	SF
49ers	1	13:30	T.Brock 18 yd. interception return (P.Dawson kick)	0	7
49ers	1	1:37	F.Gore 1 yd. run (P.Dawson kick) (12-65, 5:51)	0	14
49ers	2	5:03	A.Dixon 2 yd. run (P.Dawson kick) (4-32, 1:58)	0	21
Texans	3	12:01	R.Bullock 41 yd. Field Goal (7-43, 2:36)	3	21
49ers	3	5:15	P.Dawson 38 yd. Field Goal (8-39, 3:20)	3	24
49ers	4	14:16	V.Davis 64 yd. pass from C.Kaepernick (P.Dawson kick) (3-69, 1:09)	3	31
49ers	4	10:46	P.Dawson 24 yd. Field Goal (4-2, 2:31)	3	34

TEAM STATISTICS

	TEXANS	49ERS
TOTAL FIRST DOWNS	17	17
THIRD DOWN EFFICIENCY	6-16-38%	4-11-36%
FOURTH DOWN EFFICIENCY	2-3-67%	0-1-0%
TOTAL NET YARDS	313	284
NET YARDS RUSHING	131	177
NET YARDS PASSING	182	107
PASS ATTEMPTS-COMPLETIONS-HAD INTERCEPTED	40-22-3	15-6-0
KICKOFFS Number-In End Zone-Touchbacks	2-2-1	7-6-1
PUNTS Number and Average	3-50.3	4-48.8
Net Punting Average	41.0	43.8
FGs - PATs Had Blocked	0-0	0-0
TOTAL RETURN YARDAGE (Not Including Kickoffs)	20	65
PENALTIES Number and Yards	7-52	3-17
FUMBLES Number and Lost	2-1	1-0
TOUCHDOWNS	0	4
EXTRA POINTS Made-Attempts Kicking Made-Attempts	0-0	4-4
FIELD GOALS Made-Attempts	1-2	2-2
RED ZONE EFFICIENCY	0-1-0%	2-5-40%
GOAL TO GO EFFICIENCY	0-0-0%	2-3-67%
SAFETIES	0	0
TIME OF POSSESSION	33:52	26:08

INDIVIDUAL STATISTICS

RUSHING (Att-Yds): Houston, A. Foster 21-98, B. Tate 7-28, C. Wood 1-5, T. Yates 1-0. San Francisco, F. Gore 17-81, L. James 4-31, K. Hunter 5-29, C. Kaepernick 1-14, K. Williams 1-13, A. Dixon 5-12, C. McCoy 3-(-3).

PASSING (C-A-Y-I): Houston, M. Schaub 19-35-173-3, T. Yates 3-5-15-0. San Francisco, C. Kaepernick 6-15-113-0.

RECEIVING (Rec-Yds): Houston, O. Daniels 6-60, A. Foster 4-20, A. Johnson 3-39, G. Graham 3-15, D. Hopkins 2-23, B. Tate 2-12, K. Martin 1-14, D. Posey 1-5. San Francisco, V. Davis 3-88, A. Boldin 2-21, B. Miller 1-4.

SACKS (Sk-Yds): Houston, W. Mercilus 1.0-6. San Francisco, R. McDonald 1.0-6.

INTERCEPTIONS (Int-Yds): Houston, none. San Francisco, T. Brock 2-31, T. Jerod-Eddie 1-6.

TACKLES (S-A-T): Houston, B. Cushing 5-3-8, D. Manning 6-1-7, B. Reed 3-4-7, J. Watt 5-1-6, W. Mercilus 3-3-6, E. Mitchell 2-3-5, D. Sharpton 4-1-5, J. Mays 2-2-4, J. Crick 0-4-4, K. Jackson 3-0-3, E. Reed 2-1-3, J. Joseph 2-0-2, D. Swearingen 1-1-2, A. Smith 1-1-2, E. Pleasant 2-0-2, S. Keo 0-1-1, T. McClain 0-1-1, W. Jefferson 1-0-1, B. Harris 1-0-1. San Francisco, N. Bowman 11-2-13, M. Wilhoite 11-0-11, E. Reid 8-0-8, C. Rogers 3-2-5, R. McDonald 3-0-3, A. Brooks 3-0-3, D. Whitner 3-0-3, D. Skuta 3-0-3, T. Brown 2-0-2, J. Smith 1-1-2, T. Jerod-Eddie 1-0-1, D. Dobbs 1-0-1, P. Cox 1-0-1, G. Dorsey 0-1-1.

MISSED FIELD GOAL: Houston, R. Bullock 45W.L.

WEEK 5 NOTES AT SAN FRANCISCO

Game #12 • Houston Texans vs. New England Patriots • Sunday, Dec. 1, 2013

THE TEXANS...

- Moved to 2-3 on the season and 1-2 all-time against San Francisco with the loss.
- Fell to 2-5 all-time and 1-2 under Head Coach **Gary Kubiak** on Sunday Night Football.
- Outgained the 49ers 313-284 and won the time of possession 33:52-26:08.
- Held their opponent to less than 200 yards passing for the fifth consecutive game.
- Failed to score a touchdown for the second time this season and 12th time in franchise history
- Had the second-lowest point total in franchise history, scoring 3 points six other times, most recently at Tampa Bay on Dec. 14, 2003.
- Won the toss and elected to receive.
- Houston's captains for the game were ILB **Brian Cushing**, WR **Andre Johnson**, P **Shane Lechler**, QB **Matt Schaub** and DE **J.J. Watt**.
- Inactive players for the Texans were QB **Case Keenum**, WR **Lestar Jean**, ILB **Tim Dobbins**, T **Andrew Gardner**, G **Brandon Brooks**, DE **Sam Montgomery** and DE **Tim Jamison**.
- Houston's third-quarter scoring drive spanned 43 yards on 7 plays and lasted 2:36, capped by a 41-yard field goal by Bullock.

INDIVIDUAL PLAYER NOTES

K RANDY BULLOCK

- Connected on a 41-yard field goal in the third quarter.

DE JARED CRICK

- Had a career-high two passes defended

ILB BRIAN CUSHING

- Led the team in tackles with eight (five solo)

TE OWEN DANIELS

- Caught a pass in his 88th consecutive regular season game on a 10-yard pass in the first quarter.
- Played in his 100th career game and had six receptions for 60 yards.

RB ARIAN FOSTER

- Had 21 rushes for 98 yards and four receptions for 20 yards for a total of 118 yards from scrimmage.

WR ANDRE JOHNSON

- Extended his streak of consecutive games played with a reception to 106 and his franchise record of games played to 143.

FS SHILOH KEO

- Recorded his first punt return of the season 9 yards in the second quarter. It was his second career punt return.

P SHANE LECHLER

- Averaged 50.3 yards on three punts and placed one punt inside the 20.
- Played in his 179 consecutive regular-season game, the longest active streak among NFL punters.

WR KESHAWN MARTIN

- Had five kick returns for 120 yards, including a long of 49, the longest by a Texan this season.
- Martin's 14-yard reception in the first quarter moved his season totals to six receptions for 92 yards, surpassing his previous career season high of 85 yards, set in 2012 (10 receptions).

OLB WHITNEY MERCILUS

- Sacked Colin Kaepernick for a 6-yard loss in the third quarter to bring his team-leading season total to 4.5 sacks.

G CODY WHITE

- Played in his first career regular season game, entering the game on a field goal attempt in the first quarter.

WEEK 6 VS. ST. LOUIS

Game #12 • Houston Texans vs. New England Patriots • Sunday, Dec. 1, 2013



GAME 6: St. Louis 38, Houston 13

71,104 • Reliant Stadium • Houston, Texas • Oct. 13, 2013



GAME SUMMARY

The Houston Texans lost their fourth-straight game in an unpredictable fashion.

The St. Louis offense, defense, and special teams each scored in the Rams' 38-13 victory at Reliant Stadium. Three touchdowns by Rams QB **Sam Bradford**, a fumbled kickoff return, and an interception returned for a touchdown all contributed to the Rams' insurmountable lead over Houston.

Despite putting up 420 yards of total offense, the Texans only found the end zone once. Houston committed four turnovers; two fumbles and two interceptions. St. Louis returned two of those for touchdowns. The Houston defense was unable to force a turnover for the second-straight week.

QB **Matt Schaub** was 15-of-21 for 186 yards and a passer rating of 98.5 before leaving the game with an injury. With 3:54 remaining in third quarter, Schaub was injured on a sack by **Chris Long** and did not return to the game.

QB **T.J. Yates** took over but struggled, throwing the team's fifth pick-six in as many games on his first drive. Yates completed 11-of-16 passes for 98 yards and had two interceptions.

In the first half, Houston's offense moved the ball successfully but was unable to score. RB **Arian Foster** shined with 98 yards rushing on 10 carries and two catches for 46 yards. Schaub was 11-of-14 for 153 yards. Penalties plagued the Texans who committed seven for 95 yards before halftime.

St. Louis scored first on a 65-yard drive that was extended 40 yards by pass interference penalty on CB **Kareem Jackson**. Bradford threw a 2-yard touchdown pass to TE **Cory Harkey** to give the Rams a 7-0 lead in the first quarter.

Schaub marched the Texans down the field on Houston's second offensive series, but a fumble by WR **DeAndre Hopkins** following a 12-yard catch ended the drive. Rams LB **James Laurinaitis** recovered the fumble. K **Greg Zuerlein** kicked a 42-yard field goal and St. Louis gained a 10-0 lead with 13:22 remaining in the second quarter.

Texans K **Randy Bullock** was successful on both of his field goal attempts, kicking from 20 and 35 yards. The Texans trailed 17-6 at halftime.

In the second half, the Texans eliminated their penalties but continued to make costly mistakes.

In the third quarter, St. Louis scored back-to-back touchdowns in six seconds. Bradford found WR **Brian Quick** in the endzone on a 2-yard touchdown pass. On the ensuing kickoff, WR **Keshawn Martin** fumbled the return. **Daren Bates** returned the fumble for an 11-yard touchdown, giving the Rams a 31-6 lead with 7:36 remaining in the third quarter.

When Schaub left the game, Yates took over at the St. Louis 23-yard line. On the same drive, Yates threw a pass, intended for TE **Garrett Graham**, and was picked off by **Alec Ogletree**, who returned it 98 yards for a touchdown. St. Louis increased its lead to 38-6 with 0:50 remaining in the third quarter with the two scores. Yates threw a second interception before leading Houston to its first touchdown of the game, a 1-yard run by RB **Ben Tate** in the fourth quarter.

Bradford was 12-of-16 for 117 yards and three touchdown passes. **Zac Stacy** rushed for 79 yards on 18 carries.

Foster had 20 carries for 141 yards of rushing and four catches for 57 yards. Foster had a 41-yard gain, his longest since 2011, on short pass from Schaub. WR **Andre Johnson** led the receivers with seven catches for 88 yards.

SCORING

SCORE BY PERIODS	1	2	3	4	OT	Total
St. Louis Rams	7	10	21	0	-	38
Houston Texans	0	6	0	7	-	13

SCORING DRIVES

Team	Qtr	Time	Play Description (Extra Point) (Drive info)	STL	HOU
Rams	1	5:59	C.Harkey 2 yd. pass from S.Bradford (G.Zuerlein kick) (6-65, 2:48)	7	0
Rams	2	13:22	G.Zuerlein 42 yd. Field Goal (6-19, 3:22)	10	0
Texans	2	8:21	R.Bullock 20 yd. Field Goal (8-78, 5:01)	10	3
Rams	2	2:43	L.Kendricks 2 yd. pass from S.Bradford (G.Zuerlein kick) (10-80, 5:38)	17	3
Texans	2	0:49	R.Bullock 35 yd. Field Goal (8-63, 1:54)	17	6
Rams	3	7:42	B.Quick 4 yd. pass from S.Bradford (G.Zuerlein kick) (10-80, 5:20)	24	6
Rams	3	7:36	D.Bates 11 yd. fumble return (G.Zuerlein kick)	31	6
Rams	3	0:36	A.Ogletree 98 yd. interception return (G.Zuerlein kick)	38	6
Texans	4	3:15	B.Tate 1 yd. run (R.Bullock kick) (12-47, 6:02)	38	13

TEAM STATISTICS

	RAMS	TEXANS
TOTAL FIRST DOWNS	15	27
THIRD DOWN EFFICIENCY	3-7-43%	6-14-43%
FOURTH DOWN EFFICIENCY	0-0-0%	2-3-67%
TOTAL NET YARDS	216	420
NET YARDS RUSHING	99	153
NET YARDS PASSING	117	267
PASS ATTEMPTS-COMPLETIONS-HAD INTERCEPTED	16-12-0	38-27-2
KICKOFFS Number-In End Zone-Touchbacks	7-6-2	4-2-1
PUNTS Number and Average	3-45.0	2-39.0
Net Punting Average	43.0	29.0
FGs - PATs Had Blocked	0-0	0-0
TOTAL RETURN YARDAGE (Not Including Kickoffs)	103	6
PENALTIES Number and Yards	9-74	7-95
FUMBLES Number and Lost	0-0	3-2
TOUCHDOWNS	5	1
EXTRA POINTS Made-Attempts Kicking Made-Attempts	5-5	1-1
FIELD GOALS Made-Attempts	1-1	2-2
RED ZONE EFFICIENCY	3-3-100%	1-6-17%
GOAL TO GO EFFICIENCY	3-3-100%	1-3-33%
SAFETIES	0	0
TIME OF POSSESSION	24:50	35:10

INDIVIDUAL STATISTICS

RUSHING (Att-Yds): St. Louis, Z. Stacy 18-79, B. Cunningham 3-11, D. Richardson 3-5, S. Bradford 1-4, Houston, A. Foster 20-141, B. Tate 10-12.

PASSING (C-A-Y-I): St. Louis, S. Bradford 12-16-117-0, Houston, M. Schaub 15-21-186-0, T. Yates 12-17-98-2.

RECEIVING (Rec-Yds): St. Louis, J. Cook 2-45, C. Givens 2-20, Z. Stacy 2-11, D. Richardson 1-18, A. Pettis 1-12, B. Quick 1-4, T. Austin 1-3, L. Kendricks 1-2, C. Harkey 1-2, Houston, A. Johnson 7-88, A. Foster 4-57, D. Hopkins 3-47, B. Tate 3-16, G. Graham 2-25, R. Griffin 2-18, L. Jean 2-14, K. Martin 2-12, G. Jones 1-4, D. Posey 1-3.

SACKS (Sk-Yds): St. Louis, M. Brockers 2-0-4, J. Jenkins 1-0-0, C. Long 1-0-6, R. Quinn 1-0-7, Houston, none.

INTERCEPTIONS (Int-Yds): St. Louis, A. Ogletree 1-98, J. Jenkins 1-5, Houston, none.

TACKLES (S-A-T): St. Louis, A. Ogletree 7-3-10, T. Johnson 7-2-9, J. Dunbar 5-4-9, K. Langford 6-2-8, J. Laurinaitis 4-4-8, M. Brockers 7-0-7, R. McLeod 4-2-6, D. Stewart 3-1-4, E. Smis 3-0-3, J. Jenkins 2-1-3, C. Long 2-1-3, M. Giordano 2-0-2, W. Hayes 2-0-2, R. Quinn 1-0-1, J. Cudjo 0-1-1, Houston, E. Mitchell 2-7-9, B. Cushing 4-4-8, B. Reed 2-6-8, D. Manning 5-1-6, J. Mays 1-5-6, A. Smith 3-3-6, E. Reed 3-3-6, J. Watt 0-5-5, W. Mercilus 5-0-5, D. Swearingin 3-1-4, J. Crick 2-1-3, S. Keo 3-0-3, D. Sharpton 1-1-2, K. Jackson 2-0-2, T. McClain 1-1-2, J. Joseph 0-1-1, J. Tuggle 1-0-1.

MISSED FIELD GOAL: None.

WEEK 6 NOTES VS. ST. LOUIS

Game #12 • Houston Texans vs. New England Patriots • Sunday, Dec. 1, 2013

THE TEXANS...

- Outgained the Rams 420-216 and held the ball 35:10. The 216 yards gained by the Rams was the fewest by a Texans opponent this season. It marked the fourth time this season the Texans had at least 400 yards of offense.
- Held an opponent to less than 300 yards of offense for the sixth time this season and their last seven opponents overall, dating back to last season. It is the longest such streak in franchise history.
- Lost the turnover battle for the fourth time this season, 4-0. The Texans are 1-4 this season when losing the turnover battle.
- Forced three three-and-outs in eight defensive series (37.5 percent). Houston entered the game with the second-highest percentage of three-and-outs and have now forced 21 three-and-outs in 64 defensive series (32.8 percent) this season.
- First second-quarter scoring drive spanned 78 yards on 8 plays and lasted 5:01, capped by a 20-yard field by **Randy Bullock**.
- Second second-quarter scoring drive spanned 63 yards on 8 plays and lasted 1:54, capped by a 35-yards field goal by Bullock.
- Fourth quarter scoring drive spanned 47 yards on 12 plays and lasted 6:02, capped by a 1-yard touchdown run by **Ben Tate**.
- Had their league-leading 28th 100-yard rushing performance since 2010. RB **Arian Foster** ran for 141 yards.
- St. Louis won the toss and elected to receive.
- Captains for the game were ILB **Brian Cushing**, WR **Andre Johnson**, P **Shane Lechler**, QB **Matt Schaub** and DE **J.J. Watt**.
- Inactive players were QB **Case Keenum**, RB **Cierre Wood**, ILB **Tim Dobbins**, T **Andrew Gardner**, G **Cody White**, DE **Sam Montgomery** and DE **Tim Jamison**.

INDIVIDUAL PLAYER NOTES

K RANDY BULLOCK

- Kicked two second-quarter field goals, connecting from 20 and 35 yards. He is 9-of-14 on field goals this season.

RB ARIAN FOSTER

- Had 20 carries for a season-high 141 yards. It was the 25th 100-yard rushing game of his career. Since 2010, Foster leads the NFL with 24 100-yard rushing performances. He also had a season-long run of 23 yards in the second quarter.
- Totaled 198 yards from scrimmage (141 rushing, 57 receiving). It marked the fourth-most scrimmage yards in Foster's career.
- His 22-yard run in the second quarter put him over 5,000 yards rushing for his career in his 57th career game, tying him with Emmitt Smith for the 13th fastest in NFL history to reach 5,000 yards.

FASTEST PLAYERS TO 5,000 RUSHING YARDS, NFL HISTORY

Player	Years	Gms to 5,000	Career Yards
Eric Dickerson	1983-93	45	13,259
Earl Campbell	1978-85	46	9,407
Jim Brown	1957-65	48	12,312
Terrell Davis	1995-01	50	7,607
Jamal Lewis	2000-09	51	10,607
Adrian Peterson	2007-13	51	9,270
Clinton Portis	2002-10	52	9,923
LaDainian Tomlinson	2001-11	53	13,684
Walter Payton	1975-87	54	16,726
Edgerrin James	1999-09	54	12,246
Ricky Williams	1999-11	55	10,009

Barry Sanders	1989-98	56	15,269
Arian Foster	2009-13	57	5,052
Emmitt Smith	1990-04	57	18,355
Ottis Anderson	1979-92	58	10,273
Fred Taylor	1998-10	59	11,695
Billy Sims	1980-84	59	5,106

- Became the fourth undrafted player to reach 5,000 yards rushing and the fastest to do so. Among undrafted players, Willie Parker (2004-10) previously reached 5,000 yards rushing the fastest, in his 66th game, followed by Priest Holmes (1997-07) in his 77th game and Kevin Mack (1985-93) in his 94th game
- Had four receptions for 57 yards including a long of 41 yards, his longest reception since Nov. 13, 2011 at Tampa Bay.
- Had 144 yards from scrimmage in the first half, the second-highest first-half total in his career. Foster had 190 on Oct. 23, 2011 at Tennessee.

TE GARRETT GRAHAM

- Had two receptions for 25 yards, including a long of 20.

TE RYAN GRIFFIN

- Caught the first pass of his NFL career, a 10-yard reception in the fourth quarter. Griffin finished with two receptions for 18 yards.

WR DeANDRE HOPKINS

- Had three receptions for 47 yards.

WR ANDRE JOHNSON

- Extended his streak of consecutive games played with a reception to 107 and his franchise record or games played to 144. He had seven receptions for 88 yards.
- Passed Muhsin Muhammad (860) and moved into a tie with Jimmy Smith for 17th place on the NFL's all-time receptions list with 862. He entered the game with 855 career receptions.

QB MATT SCHAUB

- Completed 15-of-21 passes for 186 yards, no touchdowns, no interceptions and a rating of 98.5 before leaving in the third quarter with an injury.

RB BEN TATE

- Scored his first touchdown of the season and seventh of his career on a 1-yard run in the fourth quarter.

QB T.J. YATES

- Spelled Schaub in the third quarter and completed 12-of-17 passes for 98 yards and two interceptions for a 45.3 passer rating.

WEEK 7 AT KANSAS CITY

Game #12 • Houston Texans vs. New England Patriots • Sunday, Dec. 1, 2013



GAME 7: Kansas City 17, Houston 16

74,118 • Arrowhead Stadium • Kansas City, Mo. • Oct. 20, 2013



GAME SUMMARY

The Texans dropped their fifth-straight game, losing to Kansas City 17-16 at Arrowhead Stadium despite a stellar debut from QB **Case Keenum** and big plays by the defense. Houston also lost ILB **Brian Cushing** to a season-ending knee injury and RB **Arian Foster** left the game with a hamstring injury following the Texans' first offensive series.

Keenum was 15-of-25 passing for 271 yards, one touchdown and no interceptions for a 110.6 passer rating. It was the most passing yards for a quarterback in his first start for the Texans, surpassing **Matt Schaub's** previous record of 225 yards against Kansas City on Sept. 9, 2007.

The Houston defense forced two turnovers, effectively ending its two-game takeaway drought. DE **J.J. Watt** forced Chiefs RB **Jamaal Charles** to fumble in the third quarter. CB **Kareem Jackson** recovered Charles' fumble to set up a 21-yard field goal by **Randy Bullock**. In the fourth quarter, FS **Shiloh Keo** intercepted Alex Smith on third down.

Keenum led the Texans to two scoring drives on his first two possessions. Houston scored first on a 48-yard field goal by Bullock, who was 3-of-3 on the day. The former University of Houston quarterback then threw a 29-yard touchdown pass to rookie WR **DeAndre Hopkins** to give the Texans an early 10-7 lead. The five-play, 81-yard drive was Houston's third-longest scoring drive of the season, extended by a 49-yard catch by WR **DeVier Posey**.

Foster had 4 carries for 11 yards before leaving in the middle of the first quarter with a hamstring injury. RB **Ben Tate**, who suffered a rib injury, finished with 50 yards rushing on 15 attempts and five yards receiving on two catches.

Charles rushed for 86 yards on 21 carries and one touchdown. Charles scored first for Kansas City on a 1-yard touchdown run in the first quarter. Smith ran in the Chiefs' second touchdown on a fake handoff to cap a 15-play, 97-yard drive. The Chiefs headed into halftime with a 14-10 lead.

In the second half, Houston held Kansas City to just one field goal.

Watt had back-to-back plays in the fourth quarter to help the defense hold the Chiefs to three-and-out. Watt sacked Smith for a 3-yard loss and then batted down Smith's pass on third down. Watt led the defense with six tackles, one forced fumble, and one sack. NT **Earl Mitchell** also added a sack for a loss of 6 yards.

WR **Andre Johnson** finished with 89 yards receiving on four catches with a long reception of 42 yards. Hopkins finished with three receptions for 76 yards and one touchdown.

Smith was 23-of-34 for 240 yards passing, one rushing touchdown, and one interception.

Chiefs WR **Dwayne Bowe** caught five passes for 66 yards. The Chiefs defense sacked Keenum five times and had one fumble recovery late in the fourth quarter.

SCORING

SCORE BY PERIODS	1	2	3	4	OT	Total
Houston Texans	3	7	6	0	-	16
Kansas City Chiefs	7	7	3	0	-	17

SCORING DRIVES

Team	Qtr	Time	Play Description (Extra Point) (Drive info)	HOU	KC
Texans	1	8:12	R.Bullock 48 yd. Field Goal (10-27, 4:55)	3	0
Chiefs	1	2:43	J.Charles 1 yd. run (R.Succop kick) (11-82, 5:29)	3	7
Texans	2	14:54	D.Hopkins 29 yd. pass from C.Keenum (R.Bullock kick) (5-81, 2:49)	10	7
Chiefs	2	0:56	A.Smith 5 yd. run (R.Succop kick) (15-97, 6:35)	10	14
Texans	3	9:24	R.Bullock 21 yd. Field Goal (5-25, 2:07)	13	14
Chiefs	3	6:07	R.Succop 22 yd. Field Goal (7-42, 3:17)	13	17
Texans	3	4:21	R.Bullock 47 yd. Field Goal (5-51, 1:46)	16	17

TEAM STATISTICS

	TEXANS	CHIEFS
TOTAL FIRST DOWNS	14	20
THIRD DOWN EFFICIENCY	4-12-33%	7-15-47%
FOURTH DOWN EFFICIENCY	0-0-0%	0-1-0%
TOTAL NET YARDS	294	357
NET YARDS RUSHING	73	126
NET YARDS PASSING	221	231
PASS ATTEMPTS-COMPLETIONS-HAD INTERCEPTED	25-15-0	34-23-1
KICKOFFS Number-In End Zone-Touchbacks	5-5-1	4-4-3
PUNTS Number and Average	5-49.8	4-43.5
Net Punting Average	43.4	42.0
FGs - PATs Had Blocked	0-0	0-0
TOTAL RETURN YARDAGE (Not Including Kickoffs)	10	32
PENALTIES Number and Yards	4-40	5-24
FUMBLES Number and Lost	2-1	1-1
TOUCHDOWNS	1	2
EXTRA POINTS Made-Attempts Kicking Made-Attempts	1-1	2-2
FIELD GOALS Made-Attempts	3-3	1-1
RED ZONE EFFICIENCY	0-1-0%	2-5-40%
GOAL TO GO EFFICIENCY	0-1-0%	1-4-25%
SAFETIES	0	0
TIME OF POSSESSION	27:48	32:12

INDIVIDUAL STATISTICS

RUSHING (Att-Yds): Houston, B. Tate 15-50, A. Foster 4-11, C. Keenum 3-10, G. Jones 2-2. Kansas City, J. Charles 21-86, A. Smith 6-28, K. Davis 2-5, D. McCluster 2-4, C. Gray 1-3.

PASSING (C-A-Y-I): Houston, C. Keenum 15-25-271-0. Kansas City, A. Smith 23-34-240-1.

RECEIVING (Rec-Yds): Houston, A. Johnson 4-89, D. Hopkins 3-76, G. Graham 3-38, L. Jean 2-21, B. Tate 2-5, D. Posey 1-42. Kansas City, D. Bowe 5-66, D. McCluster 4-70, A. Fasano 4-27, J. Charles 3-37, D. Avery 3-33, A. Sherman 2-10, S. McGrath 1-1, A. Smith 1-(-4).

SACKS (Sk-Yds): Houston, E. Mitchell 1.0-6, J. Watt 1.0-3. Kansas City, T. Hali 2.5-29, B. Flowers 1.0-6, D. Johnson 1.0-5, J. Houston 0.5-10.

INTERCEPTIONS (Int-Yds): Houston, S. Keo 1-4. Kansas City, none.

TACKLES (S-A-T): Houston, E. Mitchell 7-4-11, J. Watt 5-4-9, J. Mays 5-4-9, D. Swearingin 7-1-8, K. Jackson 7-0-7, B. Reed 4-2-6, B. Cushing 5-0-5, S. Keo 4-0-4, A. Smith 1-2-3, J. Joseph 2-1-3, E. Reed 2-1-3, T. McClain 2-1-3, B. McCain 2-1-3, W. Mercilus 1-1-2, T. Jamison 1-0-1. Kansas City, B. Flowers 6-0-6, T. Hali 5-1-6, D. Johnson 5-0-5, A. Jordan 4-1-5, K. Lewis 4-0-4, M. Devito 4-0-4, D. Poe 3-1-4, J. Houston 3-0-3, E. Berry 3-0-3, T. Jackson 2-1-3, Q. Demps 1-1-2, S. Smith 1-0-1, M. Cooper 0-1-1.

MISSED FIELD GOAL: None.

WEEK 7 NOTES AT KANSAS CITY

Game #12 • Houston Texans vs. New England Patriots • Sunday, Dec. 1, 2013

THE TEXANS...

- Fell to 2-5 on the season, having dropped the last five consecutive games.
- Fell to 3-3 all-time against the Chiefs and 1-1 at Arrowhead Stadium.
- Gave up over 300 yards of offense for the first time this season, ending a seven game streak dating back to the 2012 season.
- Won the turnover battle for the first time this season.
- Forced two three-and-outs in 11 defensive series. Houston entered the game with the second-highest percentage of three-and outs and has now forced 23 three-and-outs in 75 defensive series (30.7 percent) this season.
- Lost the coin toss. The Chiefs elected to receive.
- Captains for the game were ILB **Brian Cushing**, WR **Andre Johnson**, P **Shane Lechler** and DE **J.J. Watt**.
- Inactive players were QB **Matt Schaub**, RB **Cierre Wood**, ILB **Tim Dobbins**, OLB **Willie Jefferson**, T **Andrew Gardner**, G **Cody White** and DE **Sam Montgomery**.
- First quarter scoring drive spanned 27 yards on 10 plays and lasted 4:55, capped by a 48-yard field by **Randy Bullock**.
- Second quarter scoring drive spanned 81 yards on 5 plays and lasted 2:49, capped by a 29-yard touchdown pass from Keenum to Hopkins. It was the third-longest scoring drive of the season.
- First third quarter scoring drive spanned 25 yards on five plays and lasted 2:07, capped by a 21-yard Bullock field goal.
- Second third quarter scoring drive spanned 51 yards on five plays and lasted 1:46, capped by a 47-yard Bullock field goal.

INDIVIDUAL PLAYER NOTES

K RANDY BULLOCK

- Connected on all three field goal attempts, a 48-yard field goal to cap the Texans opening drive and 21- and 47-yard field goals in the third quarter.

RB ARIAN FOSTER

- Had four carries for 11 yards before leaving in the first quarter with a hamstring injury.

TE RYAN GRIFFIN

- Made the first start of his NFL career.

WR DeANDRE HOPKINS

- Caught a 29-yard touchdown pass to start the second quarter, his second touchdown of the season. Hopkins had three receptions for 76 yards.

CB KAREEM JACKSON

- Tied for the team lead with six solo tackles and had a fumble recovery.

WR LESTAR JEAN

- Had two receptions for 21 yards.

WR ANDRE JOHNSON

- Extended his streak of consecutive games played with a reception to 108 and his franchise record of games played to 145. Johnson led Texans receivers with four receptions for 89 yards.
- Passed Jimmy Smith (862) into sole possession of 16th place on the NFL's all-time receptions list. Johnson now has 866 receptions for his career.

- Johnson passed Don Maynard (11,834) to moving into 22nd place on the NFL's all-time receiving list on a 42-yard reception from Keenum in the third quarter, tied for the longest pass-play by the Texans in 2013.

QB CASE KEENUM

- Made his NFL debut and the first start of his career.
- Completed his first pass attempt, a 10-yard completion to Johnson for a first down.
- Threw the first touchdown pass of his NFL career on a 29-yard play to Hopkins to start the second quarter.
- Threw for the the most yards and had the highest rating by a Texans quarterback in their first start with the team. Matt Schaub had the previous high of 225 yards vs. Kansas City on Sept. 9, 2007, while Tony Banks had a 110.4 rating against Carolina on Nov. 2, 2003.

TEXANS QBs IN THEIR FIRST STARTS FOR THE FRANCHISE

Player	Date	Opp.	Result	A	C	Yds	TD	I	Lg	Rate
David Carr	9/8/02	Dal	W, 19-10	22	10	145	2	1	65t	78.8
Tony Banks	11/2/03	Car	W, 14-10	19	13	154	1	0	35	110.4
Dave Ragone	12/7/03	at Jac	L, 27-0	23	11	71	0	1	12	36.7
Matt Schaub	9/9/07	KC	W, 20-3	22	16	225	1	1	77t	101.5
Sage Rosenfels	11/4/07	at Oak	W, 24-17	19	11	181	1	1	53	85.6
Matt Leinart	11/27/11	at Jac	W, 20-13	13	10	57	1	0	20t	110.1
T.J. Yates	12/4/11	Atl	W, 17-10	25	12	188	1	0	50	86.8
Case Keenum	10/20/13	at KC	L, 17-16	25	15	271	1	0	42	110.6

FS SHILOH KEO

- Intercepted a fourth quarter Alex Smith pass and returned it 4 yards, the second interception of his career and first since Dec. 10, 2012 at New England.

P SHANE LECHLER

- Punted five times for a 49.8 yard average, including a long of 58, with three punts being downed inside the 20.

CB ELBERT MACK

- Made his Texans debut on the opening kickoff. He downed a punt and had two special teams tackles.

NT EARL MITCHELL

- Recorded his first sack of the season and his first since Dec. 18, 2011 vs. Carolina.

ILB MIKE MOHAMED

- Made his Texans debut on the opening kickoff. He had one special teams tackle.

WR DeVIER POSEY

- Caught one pass for 42 yards, a career long, and tied for the longest pass-play of the 2013 season.

RB BEN TATE

- Had 15 carries for 50 yards, including a long of 10.

DE J.J. WATT

- Sacked Alex Smith for a 3-yard loss, giving him 4.5 sacks on the season and 30.5 for his career, tied with Mario Williams for the most sacks by a Texan through their first three seasons with the club.
- Tied for the team lead with six solo tackles and also forced a Jamaal Charles fumble in the third quarter that led to a Texans field goal.

WEEK 9 VS. INDIANAPOLIS

Game #12 • Houston Texans vs. New England Patriots • Sunday, Dec. 1, 2013



GAME 8: Indianapolis 27, Houston 24

71,778 • Reliant Stadium • Houston, Texas • Nov. 3, 2013



GAME SUMMARY

The Texans were primed for a win but dropped their sixth-straight game in a hard-fought 27-24 loss to the Indianapolis Colts.

It was a bizarre night in which head coach **Gary Kubiak** collapsed at halftime and was rushed to a Houston-area hospital. As the team headed to the locker room, Kubiak went down. He was examined by team doctors and then taken in an ambulance, accompanied by family to the hospital. Defensive Coordinator Wade Phillips was acting head coach in Kubiak's absence.

At the start of the game, Kubiak was on the sidelines watching as QB **Case Keenum** made his second NFL start. Under an open roof at Reliant Stadium, Keenum led the Texans offense in Battle Red jerseys in front of a franchise-record 71,778 fans. WR **Andre Johnson** caught three touchdown passes from Keenum.

The defense sacked **Andrew Luck** four times on the night. DE **Antonio Smith** recorded two sacks while DE **J.J. Watt** and ILB **Joe Mays** added one each. Watt also blocked a field goal by **Adam Vinatieri** on the Colts' opening series, which was returned 37 yards by SS **D.J. Swearinger**. Following the blocked field goal, Indianapolis punted on its next four possessions. Vinatieri's lone 30-yarder would be the only score for the Colts.

In the end, it wasn't enough. After a dominant first half, the Texans lost momentum when Luck picked up speed and Houston's offense failed to find the endzone.

In his home debut, Keenum threw three touchdown passes to Johnson to give Houston a 21-3 lead heading into halftime. In the second half, Luck had three touchdowns of his own to receiver **T.Y. Hilton** while the Texans offense was only able to put up a field goal.

Luck ended the game 18-of-40 for 271 yards passing and a passer rating of 92.8 but all three of his touchdowns came in the second half.

Texans K **Randy Bullock** was 1-of-4 on field goal attempts. Bullock was successful from 43 yards but missed from 49, 43, and 55 yards. Bullock's final game-tying, 55-yard attempt went wide left as time expired.

Despite Keenum putting up big numbers, going 20-of-34 for 350 yards passing, three touchdowns, and a 123.4 passer rating, the Texans dropped to 2-6 on the season.

SCORING

SCORE BY PERIODS	1	2	3	4	OT	Total
Indianapolis Colts	0	3	9	15	-	27
Houston Texans	14	7	3	0	-	24

SCORING DRIVES

Team	Qtr	Time	Play Description (Extra Point) (Drive info)	IND	HOU
Texans	1	14:00	A.Johnson 62 yd. pass from C.Keenum (R.Bullock kick) (3-73, 1:00)	0	7
Texans	1	4:13	A.Johnson 41 yd. pass from C.Keenum (R.Bullock kick) (4-57, 2:05)	0	14
Colts	2	3:30	A.Vinatieri 30 yd. Field Goal (4-41, 1:30)	3	14
Texans	2	0:34	A.Johnson 5 yd. pass from C.Keenum (R.Bullock kick) (7-72, 2:56)	3	21
Colts	3	11:54	A.Vinatieri 35 yd. Field Goal (10-41, 3:06)	6	21
Texans	3	4:25	R.Bullock 43 yd. Field Goal (11-62, 7:29)	6	24
Colts	3	0:05	T.Hilton 10 yd. pass from A.Luck (pass failed) (13-78, 4:20)	12	24
Colts	4	9:46	T.Hilton 58 yd. pass from A.Luck (A.Vinatieri kick) (2-67, 0:46)	19	24
Colts	4	4:00	T.Hilton 9 yd. pass from A.Luck (A.Luck-C.Fleener pass) (6-52, 2:09)	27	24

TEAM STATISTICS

	COLTS	TEXANS
TOTAL FIRST DOWNS	17	22
THIRD DOWN EFFICIENCY	4-13-31%	6-14-43%
FOURTH DOWN EFFICIENCY	0-0-0%	0-1-0%
TOTAL NET YARDS	314	483
NET YARDS RUSHING	69	143
NET YARDS PASSING	245	340
PASS ATTEMPTS-COMPLETIONS-HAD INTERCEPTED	40-18-0	34-20-1
KICKOFFS Number-In End Zone-Touchbacks	6-6-2	5-4-2
PUNTS Number and Average	5-44.4	4-41.0
Net Punting Average	41.4	32.5
FGs - PATs Had Blocked	1-0	0-0
TOTAL RETURN YARDAGE (Not Including Kickoffs)	34	15
PENALTIES Number and Yards	3-15	5-86
FUMBLES Number and Lost	0-0	1-0
TOUCHDOWNS	3	3
EXTRA POINTS Made-Attempts, Kicking Made-Attempts	2-3, 1-1	3-3
FIELD GOALS Made-Attempts	2-3	1-4
RED ZONE EFFICIENCY	2-4-50%	1-2-50%
GOAL TO GO EFFICIENCY	1-2-50%	1-1-100%
SAFETIES	0	0
TIME OF POSSESSION	23:48	36:12

INDIVIDUAL STATISTICS

RUSHING (Att-Yds): Indianapolis, D. Brown 6-49, T. Richardson 8-20, Houston, B. Tate 22-81, D. Johnson 8-36, C. Keenum 3-26.

PASSING (C-A-Y-I): Indianapolis, Luck 18-40-271-0. Houston, Keenum 20-34-350-0.

RECEIVING (Rec-Yds): Indianapolis, T. Hilton 7-121, C. Fleener 3-64, G. Whalen 3-32, T. Richardson 2-33, D. Heyward-Bey 1-11, L. Brazill 1-9, S. Havili 1-1. Houston, A. Johnson 9-229, G. Graham 4-46, D. Hopkins 3-54, D. Posey 3-23, B. Tate 1-(-2).

INTERCEPTIONS (Int-Yds): Indianapolis, none. Houston, none.

TACKLES (S-A-T): Indianapolis, P. Angerer 7-5-12, L. Landry 8-1-9, A. Bethea 7-1-8, J. Freeman 4-1-5, E. Walden 4-0-4, C. Vaughn 4-0-4, A. Franklin 3-0-3, D. Butler 3-0-3, C. Redding 2-1-3, V. Davis 2-0-2, R. Mathews 2-0-2, R. Mathis 1-1-2, R. Jean Francois 1-0-1, M. Hughes 1-0-1. Houston, J. Watt 4-4-8, J. Mays 2-5-7, S. Keo 6-1-7, D. Sharpton 4-2-6, E. Mitchell 3-2-5, A. Smith 3-2-5, W. Mercilus 1-3-4, J. Joseph 4-0-4, K. Jackson 3-0-3, D. Swearinger 2-1-3, B. McCain 1-2-3, B. Reed 0-2-2, E. Reed 2-0-2, J. Crick 0-1-1.

MISSED FIELD GOAL: Indianapolis, A. Vinatieri (42B). Houston, R. Bullock (49WL, 43WR, 55WL).

WEEK 9 NOTES VS. INDIANAPOLIS

Game #12 • Houston Texans vs. New England Patriots • Sunday, Dec. 1, 2013

THE TEXANS...

- Outgained Indianapolis 483-314 and held the ball for 36:12.
- Fell to 2-6 on the season, 4-19 all-time against Indianapolis and 4-8 at home all-time against Indianapolis.
- The Colts won the toss and elected to defer to the second half. The Texans elected to receive.
- Houston's captains for the game were WR Andre Johnson, P Shane Lechler and DE J.J. Watt.
- Inactive players for the Texans were QB T.J. Yates, RB Ray Graham, RB Deji Karim, T Andrew Gardner, G Cody White, ILB Jeff Tarpinian and DE Tim Jamison

INDIVIDUAL PLAYER NOTES

WR ANDRE JOHNSON

- Caught a career-high and franchise-record three touchdown receptions and totaled nine receptions for 229 yards (25.4 average) in the game. It was his third career 200-yard receiving game (273 vs. Jacksonville, 11/18/12; 207 vs. Tennessee, 12/14/08).
- Tied Torry Holt as the second-fastest player in NFL history reach 12,000 receiving yards, doing so in his 146th career game. Jerry Rice did it the fastest in his 142nd career game.

FASTEST RECEIVERS TO 12,000 YARDS RECEIVING IN NFL HISTORY

Player	Years	Games	Career Yds
Jerry Rice	1985-04	142	22,895
Andre Johnson	2003-13	146	12,067
Torry Holt	1999-09	146	13,382
Marvin Harrison	1996-08	151	14,580
Randy Moss	1998-12	152	15,292
Terrell Owens	1996-10	161	15,934

- Became the ninth player to have three or more games with 200-plus yards receiving.
- His 62-yard touchdown in the first quarter was his first of the season and 57th of his career and his longest reception since Dec. 13, 2009 vs. Seattle (64-yard touchdown reception).
- Passed Michael Irvin (11,904) and Derrick Mason (12,061) to move into 20th place on the NFL's all-time receiving yards list. Johnson now has 12,067 receiving yards for his career.
- Had his first multi-touchdown game since 12/13/10 vs. Baltimore.
- Recorded his 47th 100-yard game, tied with Torry Holt and Michael Irvin for sixth all-time in NFL history.
- Had 137 yards receiving in the first quarter, the most yards in a quarter in his career, and the third most in the first quarter in NFL history. His 190 yards in the first half were the most in his career in the first half.
- Extended his streak of consecutive games played with a reception to 109 and his franchise record or games played to 146.
- Recorded his third touchdown of the game on a 5-yard pass from Keenum with 34 seconds left in the first half. It was Johnson's first career three touchdown game and is the most receiving touchdowns in a game in franchise history.

RB DENNIS JOHNSON

- Made his Texans debut, and recorded his first career carry for 8 yards in the second quarter. Johnson has six carries for 29 yards.
- Returned his first kickoff of the season in the fourth quarter and returned it 21 yards.

QB CASE KEENUM

- Set career-highs with 350 yards on 20-of-34 passing with three touchdowns, zero interceptions and a 123.4 passer rating.
- Threw three first half touchdowns, the fifth time in Texans history it's been done in one half.
- Ran for 26 yards on three carries.

ILB JOE MAYS

- Recorded the first full sack of his career, taking Andrew Luck down for a loss of 7 yards in the second quarter.

WR DeVIER POSEY

- Had an 11-yard reception in the first quarter set a career high for receptions in a season with 7 and yards in a season previously set in 2012 with 87. Posey currently has 102 yards receiving in 2013 on nine receptions.

DE ANTONIO SMITH

- Tied a career-high with 2.0 sacks. It was the fourth two-sack game of his career. He sacked Andrew Luck for a 6-yard loss in the second quarter and took Luck down for a loss of 7 yards in the third quarter, giving him 4.5 sacks on the season.

SS D.J. SWEARINGER

- Recovered J.J. Watt's blocked field goal in the first quarter and returned it 37 yards.

RB BEN TATE

- Led the Texans in rushing with 81 yards on 22 attempts.

DE J.J. WATT

- Blocked Adam Vinatieri's 42-yard field goal attempt in the first quarter, the first blocked field goal by the Texans since Danieal Manning blocked Shaun Suisham's kick vs. Pittsburgh on Oct. 2, 2011. It was the second blocked field goal of Watt's career.
- Recorded a second-quarter sack of Andrew Luck, giving him 5.5 sacks on the season.



GAME 9: Arizona 27, Houston 24

60,845 • University of Phoenix Stadium • Glendale, Ariz. • Nov. 10, 2013



GAME SUMMARY

Houston dropped its seventh-straight game for the first time in franchise history, falling to the Arizona Cardinals 27-24.

After a disastrous start for the Texans' offense that resulted in a Cardinal touchdown on the first play of the game, QB **Case Keenum** threw for three touchdowns, including two to WR **Andre Johnson**. Houston's defense forced a season-high three turnovers. DE **J.J. Watt** had one sack and forced and recovered two fumbles. Rookie SS **D.J. Swearinger** had his first career NFL interception.

The Texans struggled to move the ball offensively in the second half. After a dismal third quarter with no first downs and zero net yards on offense, big plays gave the Texans a jump-start in the fourth quarter. Watt's second fumble recovery gave the Texans possession in the red zone and led to a 5-yard touchdown pass to Johnson.

Mounting injuries also plagued Houston. Without starting RB **Arian Foster**, a banged-up **Ben Tate** started and finished with 56 yards on 15 carries and three catches for 8 yards. More injuries took place as CB **Kareem Jackson** left with a rib injury in the first half after recording four solo tackles. ILB **Joe Mays** suffered an oblique injury and rookie TE **Ryan Griffin** took a hit on the opening kickoff of the second half and was ruled out with a concussion.

On the first play of the game, Keenum was sacked and had the ball stripped by LB **John Abraham**. **Matt Shaughnessy** recovered the fumble and returned it 6 yards to give the Cardinals a 7-0 lead.

Two drives later, Johnson caught the 60th touchdown of his career on a 7-yard pass from Keenum. The Texans offense moved the ball 49 yards on eight plays for its first score.

The Cardinals found the end zone again in the second quarter as **Carson Palmer** threw a 12-yard touchdown to TE **Rob Housler**.

Houston fired back with 10 unanswered points in the second quarter. The ensuing 80-yard drive ended in Griffin's first career NFL touchdown. Keenum completed passes to four different receivers on the drive: Andre Johnson, WR **DeAndre Hopkins**, Tate, and RB **Dennis Johnson**.

Two plays later, Swearinger had his first career interception off Palmer to give Houston possession at the Arizona 45-yard line. **Randy Bullock's** 48-yard field goal tied his career high and gave the Texans their first lead of the game, 17-14 with 6:36 remaining in the second quarter.

Watt's sack on Palmer forced a fumble with 0:43 remaining in the first half. The Texans, however, were unable to capitalize on their second turnover. Bullock's second field goal attempt, a 40-yarder, was deflected by **Justin Bethel** as time expired in the half.

Houston struggled in the second half on both sides of the ball. The offense had a net gain of zero yards in the third quarter. Tate was sidelined but returned in the fourth quarter. The defense allowed the Cardinals to put up points on their next three drives. Arizona added two field goals in the third quarter with kicks from 35 and 20 yards. Palmer's 19-yard touchdown pass to **Andre Roberts** capped off a nine-play, 67-yard drive that consumed 4:48. Houston trailed 27-17 in the fourth quarter for its largest deficit of the day.

On the Cardinals' next offensive series, **Rashard Mendenhall's** fumble gave Houston some much-needed momentum. Recovered by Watt for his second of the game, the Texans took over at the Arizona 5-yard line. Twelve seconds later, Keenum's 5-yard touchdown pass to Johnson closed in on Arizona to get Houston to within three points.

With no timeouts remaining, Houston regained possession in the final two minutes. On fourth-and-three, Keenum was unable to complete a pass to Hopkins. Arizona would take over on downs and run out the clock.

SCORING

SCORE BY PERIODS	1	2	3	4	OT	Total
Houston Texans	7	10	0	7	-	24
Arizona Cardinals	7	7	6	7	-	27

SCORING DRIVES

Team	Qtr	Time	Play Description (Extra Point) (Drive info)	HOU	ARI
Cardinals	1	14:46	M. Shaughnessy 6 yd. fumble return (J. Feely kick)	0	7
Texans	1	5:55	A. Johnson 7 yd. pass from C. Keenum (R. Bullock kick) (8-49, 4:52)	7	7
Cardinals	2	13:57	R. Housler 12 yd. pass from C. Palmer (J. Feely kick) (6-58, 2:28)	7	14
Texans	2	9:37	R. Griffin 2 yd. pass from C. Keenum (R. Bullock kick) (9-80, 4:20)	14	14
Texans	2	6:31	R. Bullock 48 yd. Field Goal (6-15, 2:09)	17	14
Cardinals	3	6:06	J. Feely 35 yd. Field Goal (10-43, 5:12)	17	17
Cardinals	3	0:02	J. Feely 21 yd. Field Goal (9-59, 4:23)	17	20
Cardinals	4	6:42	A. Roberts 19 yd. pass from C. Palmer (J. Feely kick) (9-67, 4:48)	17	27
Texans	4	4:34	A. Johnson 5 yd. pass from C. Keenum (R. Bullock kick) (3-5, 0:12)	24	27

TEAM STATISTICS

	TEXANS	CARDINALS
TOTAL FIRST DOWNS	17	19
THIRD DOWN EFFICIENCY	6-16-38%	3-10-30%
FOURTH DOWN EFFICIENCY	0-1-0%	0-0-0%
TOTAL NET YARDS	235	332
NET YARDS RUSHING	76	97
NET YARDS PASSING	159	235
PASS ATTEMPTS-COMPLETIONS-HAD INTERCEPTED	43-22-0	32-20-1
KICKOFFS Number and In End Zone-Touchbacks	5-5-3	6-5-1
PUNTS Number and Average	7-58.9	5-43.8
Net Punting Average	48.3	41.4
FGs - PATs Had Blocked	1-0	0-0
TOTAL RETURN YARDAGE (Not Including Kickoffs)	12	74
PENALTIES Number and Yards	7-53	5-29
FUMBLES Number and Lost	1-1	2-2
TOUCHDOWNS	3	3
EXTRA POINTS Made-Attempts, Kicking Made-Attempts	2-3, 1-1	3-3
FIELD GOALS Made-Attempts	1-2	2-2
RED ZONE EFFICIENCY	3-3-100%	2-4-50%
GOAL TO GO EFFICIENCY	3-3-100%	0-1-0%
SAFETIES	0	0
TIME OF POSSESSION	28:52	31:08

INDIVIDUAL STATISTICS

RUSHING (Att-Yds): Houston, B. Tate 15-56, C. Keenum 2-13, D. Johnson 4-7. Arizona, A. Ellington 11-55, R. Mendenhall 13-42, S. Taylor 2-6, C. Palmer 2-(-2), P. Peterson 1-(-4).

PASSING (C-A-Y-I): Houston, C. Keenum 22-43-201-3. Arizona, C. Palmer 20-32-241-2.

RECEIVING (Rec-Yds): Houston, D. Hopkins 6-69, A. Johnson 5-37, D. Posey 3-34, B. Tate 3-8, G. Graham 2-18, G. Jones 1-19, D. Johnson 1-14, R. Griffin 1-2. Arizona, A. Roberts 5-72, R. Housler 4-57, L. Fitzgerald 3-23, M. Floyd 2-31, A. Ellington 2-18, J. Ballard 1-15, J. Dray 1-9, R. Mendenhall 1-9, J. Brown 1-7.

INTERCEPTIONS (Int-Yds): Houston, D. Swearinger 1-0. Arizona, none.

TACKLES (S-A-T): Houston, D. Sharpton 9-6-15, B. Reed 7-7-14, A. Smith 2-6-8, J. Watt 5-2-7, E. Mitchell 1-5-6, J. Mays 3-3-6, S. Keo 6-0-6, J. Joseph 6-0-6, D. Swearinger 5-0-5, K. Jackson 4-0-4, J. Tarpinian 3-1-4, B. Harris 2-1-3, W. Mercilus 1-1-2, J. Crick 1-1-2, E. Reed 1-0-1, B. McCain 1-0-1, T. McClain 0-1-1.

MISSED FIELD GOAL: Houston, Bullock(40BL). Arizona, none.

WEEK 10 NOTES AT ARIZONA

Game #12 • Houston Texans vs. New England Patriots • Sunday, Dec. 1, 2013

TEXANS TEAM NOTES

- Houston lost their seventh consecutive game, falling to 2-7 on the season
- Houston fell to 1-2 all-time against the Cardinals and 0-2 all-time at University of Phoenix Stadium
- With the loss, the Texans fell to 0-4 against the NFC West in 2013
- Arizona outgained Houston 332-235 and the held the ball for 31:08.
- Houston won the turnover battle for the second time this season, but fell to 0-2 in those contests
- The Texans won the toss and elected to receive
- Houston's captains for the game were WR **Andre Johnson**, QB **Matt Schaub**, P **Shane Lechler** and DE **J.J. Watt**.
- Inactive players for the Texans were QB **T.J. Yates**, RB **Arian Foster**, RB **Ray Graham**, ILB **Mike Mohamed**, T **Andrew Gardner**, G **Cody White** and DE **Tim Jamison**
- Rookie SS **D.J. Swearinger** recorded his first career interceptions and TE **Ryan Griffin** caught his first career touchdown pass in the second quarter. It marked the fourth time in franchise history the Texans had rookies score a touchdown and intercept a pass in the same game and first time since 2006.

TEXANS ROOKIE TDs & PICKS IN THE SAME GAME

Date	Opp	Interception	TD
12/19/04	at Chicago	Dunta Robinson	Charlie Anderson (60-yd fumble return)
12/18/05	vs. Arizona	C.C. Brown	Vernand Morency (25-yard run)
12/3/06	at Oakland	DeMeco Ryans	Wali Lundy (3-yard run)
11/10/13	at Arizona	D.J. Swearinger	Ryan Griffin (2-yard reception)

INDIVIDUAL PLAYER NOTES:

T DUANE BROWN

- Moved into a tie with Steve McKinney for 12th place on the franchise's all-time games played list having played in his 83rd career game for the Texans

K RANDY BULLOCK

- Connected on a 48-yard field goal in the second quarter tying his career-long

TE GARRETT GRAHAM

- Had two receptions for 18 yards, setting a career-high for receiving yards in a season (268). Graham's previous career-high was 263 yards in 2012

RYAN GRIFFIN

- Scored his first career touchdown on a 2-yard reception from Case Keenum in the second quarter

WR DeANDRE HOPKINS

- Led all Texans receivers with 69 yards receiving on six receptions, including a long of 22

WR ANDRE JOHNSON

- Extended his streak of consecutive games played with a reception to 110 and his franchise record of games played to 147
- Caught his fourth touchdown of the season and the 60th of his career on a 7-yard reception from Case Keenum in the first quarter
- Passed Hines Ward (12,083) to move into 19th place on the NFL's all-time receiving yards list with his second reception of the game
- Caught his second touchdown of the game and fifth touchdown of the season on a 5-yard reception from Keenum in the fourth quarter, the 10th multi-touchdown game of his career.

RB DENNIS JOHNSON

- Recorded his first career reception for 14 yards in the second quarter
- Had 7 yards rushing on four attempts

FB GREG JONES

- Had a 19-yard reception in the first quarter, his longest reception since a 22-yard reception vs. Houston on Sept. 28, 2008
- Returned two kickoffs 43 yards including a long of 26 yards

RB DEJI KARIM

- Made his Texans debut as kick returner on the opening kickoff of the game
- Had three kick returns for 75 yards including a long of 31 yards

QB CASE KEENUM

- Completed 22-of-43 passes for 201 yards and three touchdowns for a passer rating of 87.5
- Had 13 yards rushing on two attempts

P SHANE LECHLER

- Averaged 58.9 yards on seven punts, including a long of 65 yards and two downed inside the 20-yard line
- Became the sixth player in NFL history to reach 50,000 punting yards in his career on his second punt of the game
- Lechler's 58.9 yard punting average ranks 7th-best in NFL history and set a Texans single-game record with a minimum of four punts. The previous Texans record was 54.2, held by Donnie Jones at Denver on Sept. 23, 2012
- Lechler's seven punts moved him past Dan Stryzinski (1,055) into 16th place and tied him with Brian Hansen (1,057) for 15th place on the all-time list with 1,057 career punts.

WR KESHAWN MARTIN

- Recorded a season-high punt return of 12 yards in the first quarter, previously 11 yards vs. Baltimore on Sept. 22

WR DeVIER POSEY

- Tied a career-high with three receptions, good for 34 yards

ILB DARRYL SHARPTON

- Led the Texans with a career-high 15 tackles (nine solo)

SS D.J. SWEARINGER

- Recorded the first interception of his career, picking off Carson Palmer in the second quarter and returning it 0 yards
- Had two passes defended, the first two of his NFL career

ILB JEFF TARPINIAN

- Made his Texans debut on special teams on the opening kickoff

RB BEN TATE

- Led the Texans in rushing with 56 yards on 15 attempts, including a long of 12.

CB JOSH VICTORIAN

- Made his Texans debut on special teams on PAT block in the first quarter and recorded two special teams tackles

DE J.J. WATT

- Tied franchise records with two forced fumbles and two fumble recoveries.
- Recorded a second-quarter sack of Carson Palmer for a loss of 7 yards also forcing a fumble that he then recovered. Watt now has 6.5 sacks on the season.
- Watt forced and recovered another fumble on a Rashad Mendenhall rush in the fourth quarter giving him 3 forced fumbles and 2 fumble recoveries on the season.

SCORING DRIVE NOTES:

- Houston's first quarter scoring drive spanned 49 yards on 8 plays and lasted 4:52, capped by a 7-yard touchdown pass from Keenum to Johnson.
- Houston's first second quarter scoring drive spanned 80 yards on 9 plays and lasted 4:20, capped by a 2-yard touchdown pass from Keenum to Griffin
- Houston's second second quarter scoring drive spanned 15 yards on 6 plays and last 2:09, capped by a 48-yard field goal by Bullock
- Houston's fourth quarter scoring drive spanned 5 yards on 3 plays and lasted 0:12, capped by a 5-yard touchdown pass from Case Keenum to Andre Johnson

WEEK 11 VS. OAKLAND

Game #12 • Houston Texans vs. New England Patriots • Sunday, Dec. 1, 2013



GAME 10: Oakland 28, Houston 23

71,726 • Reliant Stadium • Houston, Texas • Nov. 17, 2013



GAME SUMMARY

The Texans lost their eighth-straight game, falling to the Oakland Raiders 28-23 at Reliant Stadium.

Oakland jumped to a 14-0 lead in the first quarter, converting a pair of takeaways into touchdowns. The first came when Texans TE **Garrett Graham** was stripped by S **Charles Woodson** on the third play of the game. Raiders CB **Phillip Adams** scooped up the loose ball and returned it 26 yards to the Houston 16. Six plays later, Oakland rookie QB **Matt McGloin** threw his first career touchdown pass on a 5-yarder to WR **Denarius Moore**.

Two possessions later, Texans QB **Case Keenum** was picked off by LB **Nick Roach**. It was Keenum's first career interception after tossing 105 consecutive passes without a pick. On the following play, WR **Rod Streater** caught McGloin's second touchdown pass of the day to give Oakland a 14-0 lead with 3:45 remaining in the first quarter.

The Texans gained momentum in the second quarter, scoring 17 unanswered points with some big plays on offense and special teams. Keenum eluded the pass rush and stopped short of the right sideline to unload a 42-yard touchdown pass to Graham to cut the lead to 14-7.

WR **Keshawn Martin** evened the score with a franchise-record 87-yard punt return for a touchdown at the 2:54 mark of the second quarter. The Texans defense forced a punt on the ensuing Oakland possession. Houston took over at its own 24 and drove 43 yards to set up a career-long 51-yard field goal by K **Randy Bullock** with :40 left in the first half.

Oakland regained the lead with McGloin's third touchdown pass of the day, a 26-yarder to **Mychal Rivera** with 8:19 remaining in the third quarter. The Raiders provided what would be the winning points two possessions later on an 80-yard run from RB **Rashad Jennings** on a direct snap for a 28-17 lead.

QB **Matt Schaub** was inserted into the lineup on the Texans' next possession and led the team on a pair of fourth-quarter drives that resulted in 26- and 30-yard field goals from Bullock to pull within 28-23.

Houston's defense tied a franchise record by holding the Raiders to 2 yards of offense in the fourth quarter and kept the offense in the game until the final minutes of regulation.

The Texans' last chance came at its own 36-yard line with 3:43 remaining. Schaub led the team as far as the Oakland 2 but could get no further. A failed third-and-1 attempt from the 2 was followed by a run for a loss of a yard, a false start and an incompleteness in the end zone to WR **Andre Johnson** with 1:10 remaining.

McGloin took three knees to run out the clock and preserve the win for the Raiders.

Keenum finished 12-of-25 for 155 yards, one touchdown and an interception. Schaub was 13-of-24 for 170 yards. **Ben Tate** ran for 88 yards on 19 carries for the Texans. Graham set a franchise record for a tight end with 136 yards receiving on seven receptions. ILB **Darryl Sharpton** led the defense with a franchise-record 19 tackles.

SCORING

SCORE BY PERIODS	1	2	3	4	OT	Total
Oakland Raiders	14	0	14	0	-	28
Houston Texans	0	17	0	6	-	23

SCORING DRIVES

Team	Qtr	Time	Play Description (Extra Point) (Drive info)	OAK	HOU
Raiders	1	9:26	D.Moore 5 yd. pass from M.McGloin (S.Janikowski kick) (6-16, 3:54)	7	0
Raiders	1	3:45	R.Streater 16 yd. pass from M.McGloin (S.Janikowski kick) (1-16, 0:05)	14	0
Texans	2	11:52	G.Graham 42 yd. pass from C.Keenum (R.Bullock kick) (4-85, 2:10)	14	7
Texans	2	2:54	K.Martin 87 yd. punt return (R.Bullock kick)	14	14
Texans	2	0:40	R.Bullock 51 yd. Field Goal (9-43, 1:46)	14	17
Raiders	3	8:13	M.Rivera 26 yd. pass from M.McGloin (S.Janikowski kick) (5-73, 2:21)	21	17
Raiders	3	2:26	R.Jennings 80 yd. run (S.Janikowski kick) (1-80, 0:13)	28	17
Texans	4	12:13	R.Bullock 26 yd. Field Goal (9-61, 2:34)	28	20
Texans	4	8:02	R.Bullock 30 yd. Field Goal (10-49, 3:18)	28	23

TEAM STATISTICS

	RAIDERS	TEXANS
TOTAL FIRST DOWNS	12	14
THIRD DOWN EFFICIENCY	5-18-28%	2-16-13%
FOURTH DOWN EFFICIENCY	0-0-0%	0-1-0%
TOTAL NET YARDS	341	394
NET YARDS RUSHING	165	90
NET YARDS PASSING	176	304
PASS ATTEMPTS-COMPLETIONS-HAD INTERCEPTED	32-18-0	49-25-1
KICKOFFS Number-In End Zone-Touchbacks	5-3-2	6-6-3
PUNTS Number and Average	11-49.1	9-49.1
Net Punting Average	37.7	41.3
FGs - PATs Had Blocked	0-0	0-0
TOTAL RETURN YARDAGE (Not Including Kickoffs)	30	125
PENALTIES Number and Yards	8-77	9-50
FUMBLES Number and Lost	1-0	3-1
TOUCHDOWNS	4	2
EXTRA POINTS Kicking Made-Attempts	4-4	2-2
FIELD GOALS Made-Attempts	0-1	3-3
RED ZONE EFFICIENCY	3-3-100%	0-3-0%
GOAL TO GO EFFICIENCY	1-1-100%	0-1-0%
SAFETIES	0	0
TIME OF POSSESSION	31:31	28:29

INDIVIDUAL STATISTICS

RUSHING (Att-Yds): Oakland, R. Jennings 22-150, R. Streater 1-8, M. Reece 4-6, J. Ford 1-4, M. McGloin 3-(-3). Houston, B. Tate 19-88, D. Johnson 2-2.

PASSING (C-A-Y-I): Oakland, M. McGloin 18-32-197-0. Houston, M. Schaub 12-25-155-0, C. Keenum 13-24-170-1.

RECEIVING (Rec-Yds): Oakland, R. Streater 6-84, M. Rivera 5-54, M. Reece 2-17, D. Moore 2-11, R. Jennings 2-(-2), A. Holmes 1-33. Houston, A. Johnson 10-116, G. Graham 7-136, B. Tate 4-29, K. Martin 2-32, D. Hopkins 1-7, D. Posey 1-5.

INTERCEPTIONS (Int-Yds): Oakland, N. Roach 1-0. Houston, none.

TACKLES (S-A-T): Oakland, M. Jenkins 10-2-12, Ke. Burnett 7-0-7, C. Woodson 5-2-7, N. Roach 3-1-4, L. Houston 3-0-3, B. Ross 3-0-3, V. Walker 3-0-3, P. Adams 2-1-3, T. Porter 2-0-2, P. Sims 2-0-2, U. Young 0-2-2, S. McGee 1-0-1, S. Moore 1-0-1, C. Chekwa 1-0-1, D. Muir 1-0-1, J. Hunter 1-0-1, J. Crawford 0-1-1. Houston, D. Sharpton 11-8-19, J. Tarpinian 7-9-16, J. Watt 8-5-13, E. Mitchell 2-5-7, W. Mercilus 1-5-6, W. Smith 4-2-6, B. Reed 2-3-5, D. Swearingen 3-2-5, S. Keo 4-1-5, J. Joseph 4-0-4, T. McClain 0-3-3, B. Harris 2-1-3, J. Crick 1-1-2, B. McCain 0-1-1, T. Jamison 0-1-1, E. Pleasant 1-0-1.s

MISSED FIELD GOAL: Oakland, Janikowski (54LU). Houston, none.

WEEK 11 NOTES VS. OAKLAND

Game #12 • Houston Texans vs. New England Patriots • Sunday, Dec. 1, 2013

TEXANS TEAM NOTES

- Houston fell to 2-8 overall and 1-4 at home this season with the loss.
- Houston fell to 5-3 overall and 2-2 against Oakland at home in the all-time series.
- Houston outgained Oakland 394-341, marking the seventh time this season the Texans have outgained an opponent.
- The Texans lost the possession battle for the third time this season, holding the ball for 28:29.
- Houston's defense forced seven three-and-out possessions. Houston had forced 28 three-and-out drives coming into the game.
- The defense set a franchise record by forcing 11 punts. The previous record was 10, set on Sept. 15, 2002 against San Diego, and again on Jan. 1, 2006 against San Francisco.
- The Texans tied a franchise record by holding Oakland to 2 net yards in the fourth quarter, first set against Pittsburgh on Sept. 7, 2008.
- Had two players pass for more than 150 yards in the same game for the first time in franchise history. QB Case Keenum threw for 170 yards and QB Matt Schaub threw for 155 yards.
- Had two players with more than 100 yards receiving in the same game for the seventh time in franchise history and first time since 2011. TE Garrett Graham had 136 yards receiving and WR Andre Johnson had 116 yards receiving.

HOUSTON TEXANS GAMES WITH MULTIPLE 100-YARD RECEIVERS

Date	Opponent	Receiver	Yds	Receiver	Yds
11/17/13	Oak	Garrett Graham	136	Andre Johnson	116
10/9/11	Oak	Arian Foster	116	Joel Dreessen	112
9/25/10	at NO	Andre Johnson	128	James Casey	126
9/19/10	at Was (OT)	Andre Johnson	158	Kevin Walter	144
10/18/09	at Cin	Andre Johnson	135	Steve Slaton	102
12/24/05	Jac	Andre Johnson	119	Corey Bradford	101
10/10/04	Min (OT)	Andre Johnson	170	Derick Anderson	101

INDIVIDUAL PLAYER NOTES:

K RANDY BULLOCK

- Connected on all three of his field goal attempts, including a career-long 51-yarder in the second quarter. He also kicked field goals of 26 and 30 yards in the fourth quarter.

TE GARRETT GRAHAM

- Caught seven passes for a career-high 136 yards and one touchdown, bettering his previous best of 82 yards vs. Jacksonville on Nov. 18, 2012. It was the most receiving yards ever by a Texans tight end in franchise history and the seventh 100-yard game ever by a Texans tight end. It was also Graham's first career 100-yard game.

TOP RECEIVING GAMES BY TEXANS TIGHT ENDS

Player	Date	Opp	Rec	Yds	Avg	Lg	TD
Garrett Graham	11/17/13	Oak	7	136	19.4	42t	1
Owen Daniels	11/2/08	Min	11	133	12.1	21	0
Owen Daniels	10/25/09	SF	7	123	17.6	42t	1
Joel Dreessen	10/9/11	Oak	5	112	22.4	56t	1

- Set a career high for receptions in a season on with his third catch of the game and 29th reception of the season in the first quarter. Graham now has 33 receptions for 404 yards
- Set a career-high with his fourth touchdown catch of the season on a career-long 42-yard pass from Case Keenum in the second quarter.

WR ANDRE JOHNSON

- Finished with 10 receptions for 116 yards, marking the 48th 100-yard receiving game of his career (ranks sixth all-time) and the 19th time he has caught 10-plus passes for more than 100 yards in the same game, the most in NFL history. It was the fourth 100-yard receiving game of his career.
- Johnson now has 72 receptions for 966 yards this season and ranks 15th all-time with 890 career receptions and 18th all-time with 12,220 yards receiving.
- Extended his streak of consecutive games played with a reception to 111 and his franchise record of games played to 148.
- Passed Keenan McCardell (883) to move into 15th place on the NFL's all-time receptions list with his fourth reception of the game.
- Passed Charlie Joiner (12,146) to move into 18th place on the NFL's all-time receiving yards list on his fifth reception of the game.

CB JOHNATHAN JOSEPH

- Had two passes defended. Since he came into the league in 2006, Joseph ranks third in the NFL with 112 passes defended. He leads the Texans with 11 passes defended this season.

QB CASE KEENUM

- Moved into second place on the Texans all-time pass attempts without an interception list with 105 with his third pass attempt of the game. He threw an interception on his fourth attempt of the game, ending his streak at 105.
- Completed 13-of-24 passes for 170 yards and a touchdown and 73.3 rating

SHANE LECHLER

- Passed Chris Gardocki (50,336) into fifth place on the all-time punting yards list with his first punt of the game. Lechler entered the game with 50,311 yards. He now ranks fifth in NFL history with 50,753 yards.

KESHAWN MARTIN

- Had a franchise-record 87-yard punt return for his first career punt return for a touchdown, the first touchdown return by a Texan since Jacoby Jones vs. Indianapolis on Sept. 11, 2011 and the fifth punt return touchdown in team history
- Set a franchise record with 125 yards on seven punt returns (17.9 average). Jacoby Jones held the previous single-game mark of 100 on five returns against Arizona on Oct. 11, 2009. As of 6 p.m. CT Sunday, it was third-highest single-game punt return total this season behind Cleveland's Travis Benjamin (187 vs. Buffalo, 10/3/13) and St. Louis' Tavon Austin (145 vs. Indianapolis, 11/10/13).
- Had 187 yards in returns (125 punt return/62 kick return), a season-best.
- Caught two passes for 32 yards

C CHRIS MYERS

- Extended the NFL's longest active consecutive games played streak by an offensive lineman to 131.
- Extended the NFL's longest active consecutive games started streak by a center to 106.

OLB RICKY SAPP

- Made his Texans debut on special teams during the first quarter

2013 TEXANS TRANSACTIONS

Game #12 • Houston Texans vs. New England Patriots • Sunday, Dec. 1, 2013

KEY: CFA - College Free Agent; FA - Free Agent; UFA - Unrestricted Free Agent; PUP - Physically Unable to Perform; NFI - Non-Football Injury.

MARCH 12 RELEASED WR **Kevin Walter**
MARCH 15 SIGNED FA T **Andrew Gardner** (Houston)
MARCH 21 SIGNED UFA CB **Brice McCain** (Houston)
MARCH 22 SIGNED UFA S **Ed Reed** (Baltimore)
MARCH 23 SIGNED UFA P **Shane Lechler** (Oakland)
APRIL 12 SIGNED UFA LB **Tim Dobbins** (Houston)
MAY 10 SIGNED sixth-round draft picks WR **Alan Bonner**, TE **Ryan Griffin**, NT **Chris Jones** and T **David Quessenberry**
 SIGNED CFAs CB **Johnny Adams**, FB **Zach Boren**, CB **A.J. Bouye**, G **Bryan Collins**, WR **Andy Cruse**, ILB **Ja'Gared Davis**, ILB **Evan Frierson**, RB **Ray Graham**, CB **Travis Howard**, OLB **Willie Jefferson**, RB **Dennis Johnson**, S **Orhian Johnson**, G **Alex Kupper**, WR **Alec Lemon**, WR **EZ Nwachukwu**, DE **Earl Okine**, T **Dann O'Neill**, P **Andrew Shapiro**, WR **Mike Smith**, S **Jawanza Starling**, OLB **Justin Tuggle**, RB **George Winn**, RB **Cierre Wood**
MAY 15 SIGNED FA C **Tyler Horn** and RB **Deji Karim**
 RELEASED CFA T **Dann O'Neill** and RB **George Winn**
MAY 16 SIGNED fourth-round pick OLB **Trevardo Williams**
MAY 23 SIGNED third-round pick OLB **Sam Montgomery**
JUNE 6 SIGNED CFA TE **Adam Schiltz**
JUNE 12 RELEASED WR **Dwight Jones** from Reserve/Did Not Report list
JULY 22 SIGNED first-round pick WR **DeAndre Hopkins**
 RELEASED NT **Ra'Shon Harris**
 PLACED S **Orhian Johnson** and OLB **Sam Montgomery** on the Active/NFI List
 PLACED DE **Earl Okine** on the Active/PUP List
JULY 23 SIGNED second-round pick S **D.J. Swearinger** and third-round pick T **Brennan Williams**
 PLACED T **Brennan Williams** on Active/PUP List
JULY 25 PLACED ILB **Darryl Sharpton** on Active/NFI List
 PLACED TE **Garrett Graham** on Active/Non-Football Illness List
 PLACED RB **Arian Foster**, WR **DeVier Posey** and FS **Ed Reed** on Active/PUP List
 SIGNED FA CB **Elbert Mack** and NT **Daniel Muir**
 PASSED OLB **Sam Montgomery** on his physical and removed him from the Active/NFI List
 PASSED T **Brennan Williams** on his physical and removed him from the Active/PUP List
 DECLARED TE **Phillips Supernaw** Waived/Injured
JULY 28 PASSED DE **Earl Okine** on his physical and removed him from the Active/PUP List
JULY 29 PASSED S **Orhian Johnson** on his physical and removed him from the Active/NFI List
JULY 30 SIGNED FA ILB **Joe Mays**
 DECLARED CB **Johnny Adams** Waived/Injured
JULY 31 PASSED TE **Garrett Graham** on his physical and removed him from the Active/Non-Football Illness List
AUGUST 4 PASSED ILB **Darryl Sharpton** on his physical and removed him from the Active/NFI List
AUGUST 12 DECLARED ILB **Evan Frierson** Waived/Injured
 SIGNED FA ILB **Elliot Coffey**
 ACQUIRED T **Nate Menkin** in a trade with Philadelphia for WR **Jeff Maehl**
AUGUST 19 PASSED WR **DeVier Posey** on his physical and removed him from the Active/PUP List
AUGUST 21 PASSED RB **Arian Foster** on his physical and removed him from the Active/PUP List
AUGUST 27 RELEASED FB **Zach Boren**, ILB **Elliot Coffey**, G **Bryan Collins**, ILB **Ja'Gared Davis**, RB **Ray Graham**, CB **Travis**

Howard, QB **Stephen McGee**, T **Nick Mondek**, DE **Earl Okine**, TE **Adam Schiltz**, P **Andrew Shapiro**
 DECLARED NT **David Hunter** and WR **Mike Smith** Waived/Injured
 PLACED WR **Alec Lemon** on the Reserve/Injured List
AUGUST 31 RELEASED DE **Keith Browner**, TE **Jake Byrne**, CB **Roc Carmichael**, FB **Tyler Clutts**, ILB **Cameron Collins**, WR **Andy Cruse**, C/G **Tyler Horn**, DE **Delano Johnson**, RB **Dennis Johnson**, S **Orhian Johnson**, NT **Chris Jones**, RB **Deji Karim**, C **Alex Kupper**, CB **Elbert Mack**, T **Nate Menkin**, ILB **Mike Mohamed**, WR **EZ Nwachukwu**, S **Jawanza Starling**
 ACTIVATED S **Ed Reed** from the PUP List
 PLACED WR **Alan Bonner**, T **Brennan Williams** and OLB **Trevard Williams** on the Reserve/Injured List
 RELEASED NT **Daniel Muir**, NT **David Hunter** and WR **Mike Smith** with Injury Settlements
SEPT. 2 SIGNED DE **Keith Browner**, FB **Zach Boren**, CB **Roc Carmichael**, WR **Andy Cruse**, RB **Ray Graham**, C **Alex Kupper**, ILB **Mike Mohamed**, and WR **EZ Nwachukwu** to the Practice Squad
SEPT. 4 RELEASED ILB **Mike Mohamed** from the Practice Squad
SEPT. 10 SIGNED T **Nate Menkin** to the Practice Squad
 PLACED G **David Quessenberry** on the Reserve/Injured List
SEPT. 17 RELEASED FB **Zach Boren** from the Practice Squad
 CB **Roc Carmichael** was SIGNED by Philadelphia off the Practice Squad
SEPT. 18 SIGNED ILB **Mike Mohamed** and TE **Nathan Overbay** to the Practice Squad
OCT. 9 PLACED TE **Owen Daniels** on the Reserve/Injured - Designated For Return List
 SIGNED TE **Jake Byrne** to the Active Roster
OCT. 16 PLACED CB **A.J. Bouye** and SS **Danieal Manning** on the Reserve/Injured List
 SIGNED ILB **Mike Mohamed** and CB **Elbert Mack** to the Active Roster
 SIGNED CB **Josh Victorian** to the Practice Squad
OCT. 21 RELEASED OLB **Willie Jefferson**, DE **Sam Montgomery** and RB **Cierre Wood**.
OCT. 23 RELEASED ILB **Tim Dobbins**
OCT. 28 SIGNED ILB **Tavares Gooden**, RB **Ray Graham**, RB **Dennis Johnson**, RB **Deji Karim** and ILB **Jeff Tarpinian**
 PLACED ILB **Brian Cushing** on the Reserve/Injured List
OCT. 29 SIGNED S **Steven Terrell** to the Practice Squad.
NOV. 8 RELEASED ILB **Tavares Gooden**
 SIGNED CB **Josh Victorian** from the Practice Squad to the Active Roster
NOV. 12 RELEASED FS **Ed Reed**
 PLACED RB **Arian Foster** on Reserve/Injured List
NOV. 13 SIGNED ILB **D.J. Smith** and FS **Jawanza Starling**
 PLACED WR **Andy Cruse** on the Practice Squad/Injured List
 SIGNED CB **Loyce Means** and WR **Rico Richardson** to the Practice Squad.
NOV. 15 RELEASED RB **Ray Graham**
NOV. 20 SIGNED RB **Edwin Baker** to the Practice Squad
 RELEASED TE **Nathan Overbay** from the Practice Squad
 RELEASED ILB **D.J. Smith**
 CLAIMED CB **Justin Rogers** off waivers (Buffalo Bills)

PARTICIPATION

Game #12 • Houston Texans vs. New England Patriots • Sunday, Dec. 1, 2013

Name	9/9 at SD	9/15 vs. TEN	9/22 at BAL	9/29 vs. SEA	10/6 at SF	10/13 vs. STL	10/20 at KC	11/3 vs. IND	11/10 at ARI	11/17 vs. OAK	11/24 vs. JAC	12/1 vs. NE	12/5 at JAC	12/15 at IND	12/22 vs. DEN	12/29 at TEN	Reg. Season GP-GS-DNP-IA
Baker, Edwin	NWT	NWT	NWT	NWT	NWT	NWT	NWT	NWT	NWT	NWT	PS						0-0-0-0
Bonner, Alan	IR	IR	IR	IR	IR	IR	IR	IR	IR	IR	IR						0-0-0-0
Boren, Zach	PS	PS	NWT	NWT	NWT	NWT	NWT	NWT	NWT	NWT	NWT						0-0-0-0
Bouye, A.J.	SUB	SUB	SUB	SUB	SUB	SUB	IR	IR	IR	IR	IR						6-0-0-0
Braman, Bryan	SUB	SUB	SUB	SUB	SUB	SUB	SUB	SUB	SUB	SUB	SUB						11-0-0-0
Brooks, Brandon	RG	RG	RG	RG	IA	RG	RG	RG	RG	RG	RG						10-10-0-1
Brown, Duane	LT	LT	IA	IA	LT	LT	LT	LT	LT	LT	LT						9-9-0-2
Browner, Keith	PS	PS	PS	PS	PS	PS	PS	PS	PS	PS	PS						0-0-0-0
Bullock, Randy	SUB	SUB	SUB	SUB	SUB	SUB	SUB	SUB	SUB	SUB	SUB						11-0-0-0
Byrne, Jake	NWT	NWT	NWT	NWT	NWT	SUB	SUB	DNP	SUB	SUB	SUB						5-0-1-0
Carnichael, Roc	PS	PS	NWT	NWT	NWT	NWT	NWT	NWT	NWT	NWT	NWT						0-0-0-0
Crick, Jared	RDE	SUB	SUB	SUB	SUB	SUB	SUB	SUB	SUB	SUB	SUB						11-1-0-0
Cruse, Andy	PS	PS	PS	PS	PS	PS	PS	PS	PS	PS-IR	PS-IR						0-0-0-0
Cushing, Brian	ILB	ILB	ILB	ILB	ILB	ILB	ILB	IR	IR	IR	IR						7-7-0-0
Daniels, Owen	TE	TE	TE	TE	TE	IR-DFR	IR-DFR	IR-DFR	IR-DFR	IR-DFR	IR-DFR						5-5-0-0
Dobbins, Tim	SUB	SUB	SUB	IA	IA	IA	IA	NWT	NWT	NWT	NWT						3-0-0-4
Foster, Anan	RB	RB	RB	RB	RB	RB	RB	RB	IA	IR	IR						8-8-0-1
Frierson, Evan	IR	IR	IR	IR	IR	IR	IR	IR	IR	IR	IR						0-0-0-0
Gardner, Andrew	IA	IA	SUB	SUB	IA	IA	IA	IA	IA	SUB	IA						3-0-0-8
Gooden, Tavares	NWT	NWT	NWT	NWT	NWT	NWT	NWT	SUB	NWT	NWT	NWT						1-0-0-0
Graham, Garrett	TE	TE	SUB	TE	SUB	TE	TE	TE	TE	TE	TE						11-9-0-0
Graham, Ray	PS	PS	PS	PS	PS	PS	PS	IA	IA	NWT	NWT						0-0-0-2
Griffin, Ryan	SUB	SUB	SUB	SUB	SUB	SUB	TE	TE	TE	IA	TE						10-4-0-1
Harris, Brandon	SUB	SUB	SUB	SUB	SUB	SUB	SUB	SUB	SUB	SUB	SUB						11-0-0-0
Harris, Ryan	SUB	SUB	LT	LT	SUB	SUB	SUB	SUB	SUB	SUB	SUB						11-2-0-0
Hopkins, DeAndre	WR	WR	WR	WR	WR	WR	WR	WR	WR	WR	WR						11-11-0-0
Jackson, Kareem	LCB	LCB	LCB	LCB	LCB	LCB	LCB	LCB	LCB	LCB	IA						9-9-0-2
Jamison, Tim	SUB	IA	IA	IA	IA	IA	SUB	SUB	IA	SUB	IA						3-0-0-8
Jean, Lestar	SUB	SUB	IA	IA	IA	SUB	SUB	SUB	SUB	SUB	SUB						8-0-0-3
Jefferson, Willie	SUB	SUB	SUB	SUB	SUB	SUB	SUB	IA	NWT	NWT	NWT						6-0-0-1
Johnson, Andre	WR	WR	WR	WR	WR	WR	WR	WR	WR	WR	WR						11-11-0-0
Johnson, Dennis	NWT	NWT	NWT	NWT	NWT	NWT	NWT	SUB	SUB	SUB	SUB						4-0-0-0
Jones, Ben	SUB	SUB	SUB	SUB	RG	SUB	SUB	SUB	SUB	SUB	SUB						11-1-0-0
Jones, Greg	SUB	SUB	FB	SUB	SUB	FB	SUB	SUB	SUB	FB	SUB						11-3-0-0
Joseph, Johnathan	RCB	RCB	RCB	RCB	RCB	RCB	RCB	RCB	RCB	RCB	RCB						11-11-0-0
Karim, Deji	NWT	NWT	NWT	NWT	NWT	NWT	NWT	IA	SUB	SUB	SUB						3-0-0-1
Keenum, Case	IA	IA	IA	IA	IA	IA	QB	QB	QB	QB	QB						5-5-0-6
Keo, Shiloh	FS	FS	SUB	SUB	SUB	SUB	SUB	FS	FS	FS	FS						11-6-0-0
Kupper, Alex	PS	PS	PS	PS	PS	PS	PS	PS	PS	PS	PS						0-0-0-0
Lechler, Shane	SUB	SUB	SUB	SUB	SUB	SUB	SUB	SUB	SUB	SUB	SUB						11-0-0-0
Lemon, Alec	IR	IR	IR	IR	IR	IR	IR	IR	IR	IR	IR						0-0-0-0
Mack, Elbert	NWT	NWT	NWT	NWT	NWT	NWT	SUB	SUB	SUB	IA	IA						3-0-0-2
Manning, Danieal	SS	SS	SS	SS	SS	SS	IR	IR	IR	IR	IR						6-6-0-0
Martin, Keshawn	SUB	SUB	SUB	SUB	SUB	SUB	SUB	SUB	SUB	SUB	SUB						11-0-0-0
Mays, Joe	ILB	ILB	ILB	ILB	ILB	ILB	ILB	ILB	ILB	IA	ILB						10-10-0-1
McCain, Brice	SUB	SUB	SUB	SUB	SUB	SUB	SUB	SUB	SUB	SUB	LCB						11-1-0-0
McClain, Terrell	SUB	SUB	SUB	SUB	SUB	SUB	SUB	SUB	SUB	SUB	SUB						11-0-0-0
Means, Loyce	NWT	NWT	NWT	NWT	NWT	NWT	NWT	NWT	NWT	PS	PS						0-0-0-0
Menkin, Nate	PS	PS	PS	PS	PS	PS	PS	PS	PS	PS	PS						0-0-0-0
Mercilus, Whitney	WLB	WLB	WLB	WLB	WLB	WLB	WLB	WLB	WLB	WLB	WLB						11-11-0-0
Mitchell, Earl	NT	NT	NT	NT	NT	NT	NT	NT	NT	NT	NT						11-11-0-0
Mohamed, Mike	NWT	NWT	PS	PS	PS	PS	SUB	SUB	IA	IA	SUB						3-0-0-2
Montgomery, Sam	IA	IA	IA	IA	IA	IA	IA	NWT	NWT	NWT	NWT						0-0-0-7
Myers, Chris	C	C	C	C	C	C	C	C	C	C	C						11-11-0-0
Newton, Derek	RT	RT	RT	RT	RT	RT	RT	RT	RT	RT	RT						11-11-0-0
Nwachukwu, EZ	PS	PS	PS	PS	PS	PS	PS	PS	PS	PS	PS						0-0-0-0
Overbay, Nathan	NWT	NWT	PS	PS	PS	PS	PS	PS	PS	PS	NWT						0-0-0-0
Pleasant, Eddie	SUB	SUB	SUB	SUB	SUB	SUB	SUB	SUB	SUB	SUB	SUB						11-0-0-0
Posey, DeVier	SUB	SUB	SUB	SUB	SUB	SUB	SUB	SUB	SUB	SUB	SUB						11-0-0-0
Quessenberry, David	IA	IR	IR	IR	IR	IR	IR	IR	IR	IR	IR						0-0-0-1
Reed, Brooks	SLB	SLB	SLB	SLB	SLB	SLB	SLB	SLB	SLB	SLB	SLB						11-11-0-0
Reed, Ed	IA	IA	FS	FS	FS	FS	FS	SUB	SUB	NWT	NWT						7-5-0-2
Richardson, Rico	NWT	NWT	NWT	NWT	NWT	NWT	NWT	NWT	NWT	PS	PS						0-0-0-0
Rogers, Justin	NWT	NWT	NWT	NWT	NWT	NWT	NWT	NWT	NWT	NWT	SUB						*6-0-0-6
Sapp, Ricky	NWT	NWT	NWT	NWT	NWT	NWT	NWT	NWT	NWT	NWT	SUB						*7-0-0-4
Schaub, Matt	QB	QB	QB	QB	QB	QB	IA	DNP	DNP	SUB	DNP						7-6-3-1
Sharpton, Darryl	IA	SUB	SUB	SUB	SUB	SUB	SUB	ILB	ILB	ILB	ILB						11-4-0-1
Smith, Antonio	SUS	RDE	RDE	RDE	RDE	RDE	RDE	RDE	RDE	RDE	RDE						10-10-0-0
Smith, D.J.	NWT	NWT	NWT	NWT	NWT	NWT	NWT	NWT	NWT	SUB	NWT						1-0-0-0
Smith, Wade	LG	LG	LG	LG	LG	LG	LG	LG	LG	LG	LG						11-11-0-0
Starling, Jawanza	NWT	NWT	NWT	NWT	NWT	NWT	NWT	NWT	NWT	SUB	IA						1-0-0-1
Swearinger, D.J.	SUB	SUB	SUB	SUB	SUB	SUB	SS	SS	SS	SS	SS						11-5-0-0
Tarpinian, Jeff	NWT	NWT	NWT	NWT	NWT	NWT	NWT	IA	SUB	ILB	SUB						3-1-0-1
Tate, Ben	SUB	SUB	SUB	SUB	RB	SUB	SUB	SUB	RB	RB	RB						11-4-0-0
Terrell, Steven	NWT	NWT	NWT	NWT	NWT	NWT	NWT	PS	PS	PS	PS						0-0-0-0
Tuggle, Justin	SUB	SUB	IA	SUB	SUB	SUB	SUB	SUB	SUB	LB	SUB						10-1-0-1
Victorian, Josh	NWT	NWT	NWT	NWT	NWT	NWT	NWT	PS	PS	SUB	SUB						3-0-0-0
Watt, J.J.	LDE	LDE	LDE	LDE	LDE	LDE	LDE	LDE	LDE	LDE	LDE						11-11-0-0
Weeks, Jon	SUB	SUB	SUB	SUB	SUB	SUB	SUB	SUB	SUB	SUB	SUB						11-0-0-0
White, Cody	IA	IA	IA	IA	SUB	IA	IA	IA	IA	IA	IA						1-0-0-10
Williams, Brennan	IR	IR	IR	IR	IR	IR	IR	IR	IR	IR	IR						0-0-0-0
Williams, Trevardo	IR	IR	IR	IR	IR	IR	IR	IR	IR	IR	IR						0-0-0-0
Wood, Cierre	SUB	IA	SUB	DNP	SUB	IA	IA	NWT	NWT	NWT	NWT						3-0-1-3
Yates, T.J.	DNP	DNP	SUB	DNP	SUB	SUB	DNP	IA	IA	IA	IA						3-0-4-4

PARTICIPATION CHART KEY: GP - Games Played; GS - Games Started; DNP - Did Not Play; IA - Inactive; IR - Injured/Reserve; IR-DFR - Injured/Reserve - Designated For Return; NWT - Not With Team; PS - Practice Squad; PUP - Physically unable to perform; PSI - Practice Squad Injured. * - Played in 5 games and was inactive for four games with the New York Jets; ^ - Played in 6 games and was inactive for five games with Buffalo Bills.

STARTERS

Game #12 • Houston Texans vs. New England Patriots • Sunday, Dec. 1, 2013

STARTERS - OFFENSE

	WR	LT	LG	C	RG	RT	TE	WR	RB	QB	FB
9-9 at San Diego	A. Johnson	D. Brown	W. Smith	C. Myers	B. Brooks	D. Newton	O. Daniels	<u>D. Hopkins</u>	A. Foster	M. Schaub	G. Graham (TE)
9-15 TENNESSEE	A. Johnson	D. Brown	W. Smith	C. Myers	B. Brooks	D. Newton	O. Daniels	<u>D. Hopkins</u>	A. Foster	M. Schaub	G. Graham (TE)
9-22 at Baltimore	A. Johnson	R. Harris	W. Smith	C. Myers	B. Brooks	D. Newton	O. Daniels	<u>D. Hopkins</u>	A. Foster	M. Schaub	G. Jones
9-29 SEATTLE	A. Johnson	R. Harris	W. Smith	C. Myers	B. Brooks	D. Newton	O. Daniels	<u>D. Hopkins</u>	A. Foster	M. Schaub	G. Graham (TE)
10-6 at San Francisco	A. Johnson	D. Brown	W. Smith	C. Myers	B. Jones	D. Newton	O. Daniels	<u>D. Hopkins</u>	A. Foster	M. Schaub	B. Tate (RB)
10-13 ST. LOUIS	A. Johnson	D. Brown	W. Smith	C. Myers	B. Brooks	D. Newton	G. Graham	<u>D. Hopkins</u>	A. Foster	M. Schaub	G. Jones
10-20 at Kansas City	A. Johnson	D. Brown	W. Smith	C. Myers	B. Brooks	D. Newton	G. Graham	<u>D. Hopkins</u>	A. Foster	C. Keenum	<u>R. Griffin (TE)</u>
11-3 INDIANAPOLIS	A. Johnson	D. Brown	W. Smith	C. Myers	B. Brooks	D. Newton	G. Graham	<u>D. Hopkins</u>	A. Foster	C. Keenum	<u>R. Griffin (TE)</u>
11-10 at Arizona	A. Johnson	D. Brown	W. Smith	C. Myers	B. Brooks	D. Newton	G. Graham	<u>D. Hopkins</u>	B. Tate	C. Keenum	<u>R. Griffin (TE)</u>
11-17 OAKLAND	A. Johnson	D. Brown	W. Smith	C. Myers	B. Brooks	D. Newton	G. Graham	<u>D. Hopkins</u>	B. Tate	C. Keenum	G. Jones
11-24 JACKSONVILLE	A. Johnson	D. Brown	W. Smith	C. Myers	B. Brooks	D. Newton	G. Graham	<u>D. Hopkins</u>	B. Tate	C. Keenum	<u>R. Griffin (TE)</u>
12-1 NEW ENGLAND											
12-5 at Jacksonville											
12-15 at Indianapolis											
12-22 DENVER											
12-29 at Tennessee											
Bold denotes rookie											

STARTERS - DEFENSE

	LDE	NT	RDE	SLB	ILB	ILB	WLB	LCB	SS	FS	RCB
9-9 at San Diego	J. Watt	E. Mitchell	J. Crick	W. Mercilus	J. Mays	B. Cushing	B. Reed	K. Jackson	D. Manning	S. Keo	J. Joseph
9-15 TENNESSEE	J. Watt	E. Mitchell	A. Smith	W. Mercilus	J. Mays	B. Cushing	B. Reed	K. Jackson	D. Manning	S. Keo	J. Joseph
9-22 at Baltimore	J. Watt	E. Mitchell	A. Smith	W. Mercilus	J. Mays	B. Cushing	B. Reed	K. Jackson	D. Manning	E. Reed	J. Joseph
9-29 SEATTLE	J. Watt	E. Mitchell	A. Smith	W. Mercilus	J. Mays	B. Cushing	B. Reed	K. Jackson	D. Manning	E. Reed	J. Joseph
10-6 at San Francisco	J. Watt	E. Mitchell	A. Smith	W. Mercilus	J. Mays	B. Cushing	B. Reed	K. Jackson	D. Manning	E. Reed	J. Joseph
10-13 ST. LOUIS	J. Watt	E. Mitchell	A. Smith	W. Mercilus	J. Mays	B. Cushing	B. Reed	K. Jackson	D. Manning	E. Reed	J. Joseph
10-20 at Kansas City	J. Watt	E. Mitchell	A. Smith	W. Mercilus	J. Mays	B. Cushing	B. Reed	K. Jackson	<u>D. Swearinger</u>	E. Reed	J. Joseph
11-3 INDIANAPOLIS	J. Watt	E. Mitchell	A. Smith	W. Mercilus	J. Mays	D. Sharpton	B. Reed	K. Jackson	<u>D. Swearinger</u>	S. Keo	J. Joseph
11-10 at Arizona	J. Watt	E. Mitchell	A. Smith	W. Mercilus	J. Mays	D. Sharpton	B. Reed	K. Jackson	<u>D. Swearinger</u>	S. Keo	J. Joseph
11-17 OAKLAND	J. Watt	E. Mitchell	A. Smith	W. Mercilus	J. Tarpinian	D. Sharpton	B. Reed	<u>J. Tuggle (LB)</u>	<u>D. Swearinger</u>	S. Keo	J. Joseph
11-24 JACKSONVILLE	J. Watt	E. Mitchell	A. Smith	W. Mercilus	J. Mays	D. Sharpton	B. Reed	B. McCain	<u>D. Swearinger</u>	S. Keo	J. Joseph
12-1 NEW ENGLAND											
12-5 at Jacksonville											
12-15 at Indianapolis											
12-22 DENVER											
12-29 at Tennessee											
Bold denotes rookie											

ALPHABETIC ROSTER

Game #12 • Houston Texans vs. New England Patriots • Sunday, Dec. 1, 2013

NO.	NAME	POS	HT	WT	AGE	NFL EXP	COLLEGE	HIGH SCHOOL HOMETOWN	2013 GP-GS-DNP
50	Braman, Bryan	OLB	6-5	241	26	3	West Texas A&M	Spokane, Wash.	11-0-0-0
79	Brooks, Brandon	G	6-5	335	24	2	Miami (Ohio)	Milwaukee, Wisc.	10-10-0-1
76	Brown, Duane	T	6-4	303	28	6	Virginia Tech	Richmond, Va.	9-9-0-2
4	Bullock, Randy	K	5-9	206	23	2	Texas A&M	Klein, Texas	11-0-0-0
89	Byrne, Jake	TE	6-4	255	23	1	Wisconsin	Rogers, Ark.	5-0-1-0
93	Crick, Jared	DE	6-4	285	24	2	Nebraska	Cozad, Neb.	11-1-0-0
66	Gardner, Andrew	T	6-6	308	27	4	Georgia Tech	Tyrone, Ga.	3-0-0-8
88	Graham, Garrett	TE	6-3	243	27	4	Wisconsin	Brick, N.J.	11-9-0-0
84	Griffin, Ryan	TE	6-6	254	23	R	Connecticut	Londonderry, N.H.	10-4-0-1
26	Harris, Brandon	CB	5-10	189	23	3	Miami (Fla.)	Miami, Fla.	11-0-0-0
68	Harris, Ryan	T	6-5	302	28	6	Notre Dame	Minneapolis, Minn.	11-2-0-0
10	Hopkins, DeAndre	WR	6-1	218	21	R	Clemson	Central, S.C.	11-11-0-0
25	Jackson, Kareem	CB	5-10	188	25	4	Alabama	Macon, Ga.	9-9-0-2
96	Jamison, Tim	DE	6-3	287	27	5	Michigan	Harvey, Ill.	3-0-0-8
18	Jean, Lestar	WR	6-3	202	25	3	Florida Atlantic	Miami, Fla.	7-0-0-3
80	Johnson, Andre	WR	6-3	230	32	11	Miami (Fla.)	Miami, Fla.	11-11-0-0
28	Johnson, Dennis	RB	5-7	193	23	R	Arkansas	Texarkana, Ark.	4-0-0-0
60	Jones, Ben	G/C	6-3	308	24	2	Georgia	Centerville, Ala.	11-1-0-0
33	Jones, Greg	FB	6-1	251	32	10	Florida State	Columbia, S.C.	11-3-0-0
24	Joseph, Johnathan	CB	5-11	188	29	8	South Carolina	Rock Hill, S.C.	11-11-0-0
39	Karim, Deji	RB	5-8	209	27	4	Southern Illinois	Memphis, Tenn.	3-0-0-1
7	Keenum, Case	QB	6-1	205	25	1	Houston	Abilene, Texas	5-5-0-6
31	Keo, Shiloh	FS	5-11	208	25	3	Idaho	Everett, Wash.	11-6-0-0
9	Lechler, Shane	P	6-2	237	37	14	Texas A&M	East Bernard, Texas	11-0-0-0
43	Mack, Elbert	CB	5-10	175	27	6	Troy	Wichita, Kansas	3-0-0-2
82	Martin, Keshawn	WR	5-11	194	23	2	Michigan State	Inkster, Mich.	11-0-0-0
53	Mays, Joe	ILB	5-11	244	28	6	North Dakota State	Chicago, Ill.	10-10-0-1
21	McCain, Brice	CB	5-9	187	26	5	Utah	Terrell, Texas	11-1-0-0
97	McClain, Terrell	NT	6-2	293	25	3	South Florida	Pensacola, Fla.	11-0-0-0
59	Mercilus, Whitney	OLB	6-4	258	23	2	Illinois	Akron, Ohio	11-11-0-0
92	Mitchell, Earl	NT	6-3	300	26	4	Arizona	Galena Park, Texas	11-11-0-0
54	Mohamed, Mike	ILB	6-3	238	25	2	California	Brawley, Calif.	3-0-0-2
55	Myers, Chris	C	6-4	286	32	9	Miami (Fla.)	Miami, Fla.	11-11-0-0
75	Newton, Derek	T	6-6	313	26	3	Arkansas State	Utica, Miss.	11-11-0-0
35	Pleasant, Eddie	SS	5-10	210	24	1	Oregon	Compton, Calif.	11-0-0-0
11	Posey, DeVier	WR	6-1	210	23	2	Ohio State	Cincinnati, Ohio	11-0-0-0
58	Reed, Brooks	OLB	6-3	254	26	3	Arizona	Tucson, Ariz.	11-11-0-0
20	Rogers, Justin	CB	5-11	181	25	3	Richmond	Baton Rouge, La.	^6-0-0-6
91	Sapp, Ricky	OLB	6-4	252	27	3	Clemson	Bamberg, S.C.	*7-0-0-4
8	Schaub, Matt	QB	6-5	235	32	10	Virginia	West Chester, Pa.	7-6-3-1
51	Sharpton, Darryl	ILB	5-11	235	25	4	Miami (Fla.)	Coral Gables, Fla.	10-4-0-1
94	Smith, Antonio	DE	6-4	290	32	9	Oklahoma State	Oklahoma City, Okla.	10-10-0-0
74	Smith, Wade	G	6-4	295	32	11	Memphis	Dallas, Texas	11-11-0-0
29	Starling, Jawanza	FS	6-1	206	22	R	Southern California	Tallahassee, Fla.	1-0-0-1
36	Swearingner, D.J.	SS	5-10	208	22	R	South Carolina	Greenwood, S.C.	11-5-0-0
52	Tarpinian, Jeff	ILB	6-3	240	26	3	Iowa	Omaha, Neb.	3-1-0-1
44	Tate, Ben	RB	5-11	217	25	4	Auburn	Salisbury, Md.	11-4-0-0
57	Tuggle, Justin	OLB	6-3	249	23	R	Kansas State	Alpharetta, Ga.	10-1-0-1
27	Victorian, Josh	CB	5-10	190	25	1	Louisiana Tech	Metairie, La.	3-0-0-0
99	Watt, J.J.	DE	6-5	289	24	3	Wisconsin	Pewaukee, Wisc.	11-11-0-0
46	Weeks, Jon	LS	5-10	246	27	4	Baylor	Bethpage, N.Y.	11-0-0-0
67	White, Cody	G	6-3	303	25	2	Illinois State	Columbus, Ohio	1-0-0-10
13	Yates, T.J.	QB	6-4	217	26	3	North Carolina	Marietta, Ga.	3-0-4-4

Reserve/Injured - Designated For Return (1)

81	Daniels, Owen	TE	6-3	249	30	8	Wisconsin	Naperville, Ill.	5-5-0-0
----	---------------	----	-----	-----	----	---	-----------	------------------	---------

Reserve/Injured (10)

16	Bonner, Alan	WR	5-10	191	23	R	Jacksonville State	Newnan, Ga.	0-0-0-0
34	Bouye, A.J.	CB	6-0	191	22	R	Central Florida	Tucker, Ga.	6-0-0-0
56	Cushing, Brian	ILB	6-3	249	26	5	Southern California	Park Ridge, N.J.	7-7-0-0
23	Foster, Arian	RB	6-1	227	27	5	Tennessee	San Diego, Calif.	8-8-0-1
62	Frierson, Evan	ILB	6-2	234	23	R	Illinois State	Washington, D.C.	0-0-0-0
17	Lemon, Alec	WR	6-1	203	22	R	Syracuse	Crofton, Md.	0-0-0-0
38	Manning, Danieal	SS	5-11	212	31	8	Abilene Christian	Corsicana, Texas	6-6-0-0
77	Quessenberry, David	G	6-5	306	23	R	San Jose State	La Jolla, Calif.	0-0-0-1
73	Williams, Brennan	T	6-6	310	22	R	North Carolina	West Roxbury, Mass.	0-0-0-0
54	Williams, Trevardo	OLB	6-1	236	22	R	Connecticut	Bridgeport, Conn.	0-0-0-0

Practice Squad (8)

37	Baker, Edwin	RB	5-8	200	22	1	Michigan State	Highland Park, Mich.	0-0-0-0
98	Browner, Keith	DE	6-4	288	25	1	California	Los Angeles, Calif.	0-0-0-0
62	Kupper, Alex	G	6-3	299	23	R	Louisville	Louisville, Ky.	0-0-0-0
22	Means, Loyce	CB	5-10	188	24	1	Houston	Houston, Texas	0-0-0-0
70	Menkin, Nate	T	6-5	300	25	2	Mary Hardin-Baylor	Lago Vista, Texas	0-0-0-0
87	Nwachukwu, EZ	WR	5-11	198	22	R	Texas A&M	Allen, Texas	0-0-0-0
83	Richardson, Rico	WR	6-1	185	22	R	Jackson State	Natchez, Miss.	0-0-0-0
30	Terrell, Steven	S	5-10	197	23	R	Texas A&M	Allen, Texas	0-0-0-0

Practice Squad/Injured (1)

12	Cruse, Andy	WR	6-3	209	23	R	Miami (Ohio)	Cincinnati, Ohio	0-0-0-0
----	-------------	----	-----	-----	----	---	--------------	------------------	---------

COACHING ROSTER

COACH	POSITION
Gary Kubiak	Head Coach
Bill Kollar	Asst. Head Coach/Defensive Line
Rick Dennison	Offensive Coordinator
Joe Marciano	Special Teams Coordinator
Wade Phillips	Defensive Coordinator
John Benton	Offensive Line
Perry Carter	Asst. Defensive Backs
Karl Dorrell	Quarterbacks
Dan Hammerschmidt	Offensive Assistant
Chick Harris	Running Backs
Reggie Herring	Linebackers
Vance Joseph	Defensive Backs
Bobby King	Defensive Assistant
Larry Kirksey	Wide Receivers
Bob Ligashesky	Assistant Special Teams
Marc Lubick	Assistant Wide Receivers
Brian Pariani	Tight Ends
Jim Ryan	Assistant Offensive Line
Matt Schiotz	Asst. Strength and Conditioning
Cedric Smith	Head Strength and Conditioning
Jeff Zgonina	Assistant Defensive Line

PRONUNCIATION GUIDE

PLAYER	POSITION
A.J. Bouye	boy-YAY
Bryan Braman	BRAY-man
DeAndre Hopkins	D-Andre
Lestar Jean	Less-TAR JEEN
Deji Kareem	DAY-gee KAH-reem
Shiloh Keo	SHY-lo K-yo
Bob Ligashesky	LIG-ah-shess-kee
Keshawn Martin	KEY-shawn
Whitney Mercilus	MER-sih-lus
EZ Nwachukwu	WATCH-ah-coo
DeVier Posey	Duh-VEER PO-Z
Matt Schaub	SHOBB
D.J. Swearingner	SWEAR-in-er
Jeff Tarpinian	TAR-pin-e-an
Trevardo Williams	TREH-var-doe
Jeff Zgonina	SKO-nee-nah

PARTICIPATION KEY

GP	Games Played
GS	Games Started
IA	Inactive
DNP	Did Not Play

* - Played in 5 games and was inactive for 4 games with New York Jets; ^ - Played in 5 games and was inactive for 6 games with Buffalo Bills.

NUMERIC ROSTER

Game #12 • Houston Texans vs. New England Patriots • Sunday, Dec. 1, 2013

NO.	NAME	POS	HT	WT	AGE	NFL EXP	COLLEGE	HIGH SCHOOL HOMETOWN	HOW ACQUIRED
4	Randy Bullock	K	5-9	206	23	2	Texas A&M	Klein, Texas	D5-'12
7	Case Keenum	QB	6-1	205	25	1	Houston	Abilene, Texas	CFA-'12
8	Matt Schaub	QB	6-5	235	32	10	Virginia	West Chester, Pa.	T-'07 (ATL)
9	Shane Lechler	P	6-2	237	37	14	Texas A&M	East Bernard, Texas	UFA-'13 (OAK)
10	DeAndre Hopkins	WR	6-1	218	21	R	Clemson	Central, S.C.	D1-'13
11	DeVier Posey	WR	6-1	210	23	2	Ohio State	Cincinnati, Ohio	D3a-'12
13	T.J. Yates	QB	6-4	217	26	3	North Carolina	Marietta, Ga.	D5b-'11
18	Lestar Jean	WR	6-3	202	25	3	Florida Atlantic	Miami, Fla.	CFA-'11
20	Justin Rogers	CB	5-11	181	25	3	Richmond	Baton Rouge, La.	W-'13 (BUF)
21	Brice McCain	CB	5-9	187	26	5	Utah	Terrell, Texas	D6-'09
24	Johnathan Joseph	CB	5-11	188	29	8	South Carolina	Rock Hill, S.C.	UFA-'11 (CIN)
25	Kareem Jackson	CB	5-10	188	25	4	Alabama	Macon, Ga.	D1-'10
26	Brandon Harris	CB	5-10	189	23	3	Miami (Fla.)	Miami, Fla.	D2b-'11
27	Josh Victorian	CB	5-10	190	25	1	Louisiana Tech	Metairie, La.	FA-'13
28	Dennis Johnson	RB	5-7	193	23	R	Arkansas	Texarkana, Ark.	FA-'13
29	Jawanza Starling	FS	6-1	206	22	R	Southern California	Tallahassee, Fla.	FA-'13
31	Shiloh Keo	FS	5-11	208	25	3	Idaho	Everett, Wash.	D5a-'11
33	Greg Jones	FB	6-1	251	32	10	Florida State	Columbia, S.C.	UFA-'13 (JAC)
35	Eddie Pleasant	SS	5-10	210	24	1	Oregon	Compton, Calif.	CFA-'12
36	D.J. Swearinger	S	5-10	208	22	R	South Carolina	Greenwood, S.C.	D2-'13
39	Deji Karim	RB	5-8	209	27	4	Southern Illinois	Oklahoma City, Okla.	FA-'13
43	Elbert Mack	CB	5-10	175	27	6	Troy	Wichita, Kansas	FA-'13
44	Ben Tate	RB	5-11	217	25	4	Auburn	Salisbury, Md.	D2-'10
46	Jon Weeks	LS	5-10	246	27	4	Baylor	Bethpage, N.Y.	FA-'10
50	Bryan Braman	OLB	6-5	241	26	3	West Texas A&M	Spokane, Wash.	CFA-'11
51	Darryl Sharpton	ILB	5-11	235	25	4	Miami (Fla.)	Coral Gables, Fla.	D4a-'10
52	Jeff Tarpinian	ILB	6-3	240	26	3	Iowa	Omaha, Neb.	FA-'13
53	Joe Mays	ILB	5-11	244	28	6	North Dakota State	Chicago, Ill.	FA-'13
54	Mike Mohamed	ILB	6-3	238	25	2	California	Brawley, Calif.	FA-'13
55	Chris Myers	C	6-4	286	32	9	Miami (Fla.)	Miami, Fla.	T-'08 (DEN)
57	Justin Tuggle	OLB	6-3	249	23	R	Kansas State	Alpharetta, Ga.	CFA-'13
58	Brooks Reed	OLB	6-3	254	26	3	Arizona	Tucson, Ariz.	D2a-'11
59	Whitney Mercilus	OLB	6-4	258	23	2	Illinois	Akron, Ohio	D1-'12
60	Ben Jones	G/C	6-3	308	24	2	Georgia	Centreville, Ala.	D4a-'12
66	Andrew Gardner	T	6-6	308	27	4	Georgia Tech	Tyrone, Ga.	FA-'11
67	Cody White	G	6-3	303	25	2	Illinois State	Columbus, Ohio	CFA-'12
68	Ryan Harris	T	6-5	302	28	7	Notre Dame	Minneapolis, Minn.	W-'12 (DEN)
74	Wade Smith	G	6-4	295	32	11	Memphis	Dallas, Texas	UFA-'10 (KC)
75	Derek Newton	T	6-6	313	26	3	Arkansas State	Utica, Miss.	D7a-'11
76	Duane Brown	T	6-4	303	28	6	Virginia Tech	Richmond, Va.	D1-'08
79	Brandon Brooks	G	6-5	335	24	2	Miami (Ohio)	Milwaukee, Wisc.	D3b-'12
80	Andre Johnson	WR	6-3	230	32	11	Miami (Fla.)	Miami, Fla.	D1-'03
82	Keshawn Martin	WR	5-11	194	23	2	Michigan State	Inkster, Mich.	D4b-'12
84	Ryan Griffin	TE	6-6	254	23	R	Connecticut	Londonderry, N.H.	D6d-'13
88	Garrett Graham	TE	6-3	243	27	4	Wisconsin	Brick, N.J.	D4b-'10
89	Jake Byrne	TE	6-4	258	23	1	Wisconsin	Rogers, Ark.	FA-'13
91	Ricky Sapp	OLB	6-4	252	27	3	Clemson	Bamberg, S.C.	W-'13 (NYJ)
92	Earl Mitchell	NT	6-3	300	26	4	Arizona	Galena Park, Texas	D3-'10
93	Jared Crick	DE	6-4	285	24	2	Nebraska	Cozad, Neb.	D4c-'12
94	Antonio Smith	DE	6-4	290	32	9	Oklahoma State	Oklahoma City, Okla.	UFA-'09 (ARI)
96	Tim Jamison	DE	6-3	287	27	5	Michigan	Harvey, Ill.	CFA-'09
97	Terrell McClain	NT	6-2	293	25	3	South Florida	Pensacola, Fla.	FA-'12
99	J.J. Watt	DE	6-5	289	24	3	Wisconsin	Pewaukee, Wisc.	D1-'11

Reserve/Injured - Designated For Return (1)

81	Owen Daniels	TE	6-3	249	30	8	Wisconsin	Naperville, Ill.	R. Fibula (10/6)
----	--------------	----	-----	-----	----	---	-----------	------------------	------------------

Reserve/Injured (10)

16	Alan Bonner	WR	5-10	191	23	R	Jacksonville State	Newnan, Ga.	R. Hamstring (8/31)
17	Alec Lemon	WR	6-1	203	22	R	Syracuse	Crofton, Md.	R. Hamstring (8/27)
23	Arian Foster	RB	6-1	227	27	5	Tennessee	San Diego, Calif.	Back (11/3)
34	A.J. Bouye	CB	6-0	191	22	R	Central Florida	Tucker, Ga.	R. Hamstring (10/13)
38	Danaeal Manning	SS	5-11	212	31	8	Abilene Christian	Corsicana, Texas	R. Knee (10/13)
54	Trevardo Williams	OLB	6-1	236	22	R	Connecticut	Bridgeport, Conn.	R. Knee (8/31)
56	Brian Cushing	ILB	6-3	249	26	5	Southern California	Park Ridge, N.J.	L. Knee (10/20)
62	Evan Frierson	ILB	6-2	234	23	R	Illinois State	Washington, D.C.	R. Shoulder (7/30)
73	Brennan Williams	T	6-6	310	22	R	North Carolina	West Roxbury, Mass.	R. Knee (8/31)
77	David Quessenberry	G	6-5	306	23	R	San Jose State	La Jolla, Calif.	L. Foot (9/2)

Practice Squad (8)

22	Loyce Means	CB	5-10	188	24	1	Houston	Houston, Texas	FA-'13
30	Steven Terrell	S	5-10	197	23	R	Texas A&M	Allen, Texas	FA-'13
37	Edwin Baker	RB	5-8	200	22	1	Michigan State	Highland Park, Mich.	FA-'13
62	Alex Kupper	G	6-3	299	23	R	Louisville	Louisville, Ky.	CFA-'13
70	Nate Menkin	T	6-5	300	25	2	Mary Hardin-Baylor	Lago Vista, Texas	FA-'13
83	Rico Richardson	WR	6-1	185	22	R	Jackson State	Natchez, Miss.	FA-'13
87	EZ Nwachukwu	WR	5-11	198	22	R	Texas A&M	Allen, Texas	CFA-'13
98	Keith Browner	DE	6-4	288	25	1	California	Los Angeles, Calif.	CFA-'12

Practice Squad/Injured (1)

12	Andy Cruise	WR	6-3	209	23	R	Miami (Ohio)	Cincinnati, Ohio	L. Hamstring (11/7)
----	-------------	----	-----	-----	----	---	--------------	------------------	---------------------

COACHING ROSTER

COACH	POSITION
Gary Kubiak	Head Coach
Bill Kollar	Asst. Head Coach/Defensive Line
Rick Dennison	Offensive Coordinator
Joe Marciano	Special Teams Coordinator
Wade Phillips	Defensive Coordinator
John Benton	Offensive Line
Perry Carter	Asst. Defensive Backs
Karl Dorrell	Quarterbacks
Dan Hammerschmidt	Offensive Assistant
Chick Harris	Running Backs
Reggie Herring	Linebackers
Vance Joseph	Defensive Backs
Bobby King	Defensive Assistant
Larry Kirksey	Wide Receivers
Bob Ligashesky	Assistant Special Teams
Marc Lubick	Assistant Wide Receivers
Brian Pariani	Tight Ends
Jim Ryan	Assistant Offensive Line
Matt Schiotz	Asst. Strength and Conditioning
Cedric Smith	Head Strength and Conditioning
Jeff Zgonina	Assistant Defensive Line

PRONUNCIATION GUIDE

PLAYER	POSITION
A.J. Bouye	boy-YAY
Bryan Braman	BRAY-man
DeAndre Hopkins	D-Andre
Lestar Jean	Less-TAR JEEN
Deji Kareem	DAY-gee KAH-reem
Shiloh Keo	SHY-lo K-yo
Bob Ligashesky	LIG-ah-shess-kee
Keshawn Martin	KEY-shawn
Whitney Mercilus	MER-sih-lus
EZ Nwachukwu	WATCH-ah-coo
DeVier Posey	Duh-VEER PO-Z
Matt Schaub	SHOBB
D.J. Swearinger	SWEAR-in-er
Jeff Tarpinian	TAR-pin-e-an
Trevardo Williams	TREH-var-doe
Jeff Zgonina	SKO-nee-nah

HOW THEY WERE BUILT

Game #12 • Houston Texans vs. New England Patriots • Sunday, Dec. 1, 2013

Year	College Draft (30)	Trades (3)	Free Agents (40)
2003	WR Andre Johnson (1)		
5-11, 4th, AFC South			
2004			
7-9, 3rd, AFC South			
2005			
2-14, 4th, AFC South			
2006	TE Owen Daniels (4)		
6-10, 4th, AFC South			
2007		QB Matt Schaub (ATL)	
8-8, 4th, AFC South			
2008	T Duane Brown (1)	C Chris Myers (DEN)	
8-8, 3rd, AFC South			
2009	ILB Brian Cushing (1) (IR)		RB Arian Foster (CFA) (IR)
9-7, 2nd, AFC South	CB Brice McCain (6)		DE Tim Jamison (CFA)
			DE Antonio Smith (UFA-ARI)
2010	CB Kareem Jackson (1)		G Wade Smith (UFA-KC)
6-10, 3rd, AFC South	RB Ben Tate (2)		LS Jon Weeks (FA)
	NT Earl Mitchell (3)		
	ILB Darryl Sharpton (4a)		
	TE Garrett Graham (4b)		
2011	DE J.J. Watt (1)		OLB Bryan Braman (CFA)
10-6, AFC South Champions	OLB Brooks Reed (2a)		T Andrew Gardner (FA)
	CB Brandon Harris (2b)		WR Lestar Jean (CFA)
	FS Shiloh Keo (5a)		CB Johnathan Joseph (UFA-CIN)
	QB T.J. Yates (5b)		SS Danieal Manning (UFA-CHI) (IR)
	T Derek Newton (7a)		
2012	OLB Whitney Mercilus (1)		DE Keith Browner (CFA) (PS)
12-4, AFC South Champions	WR DeVier Posey (3a)		T Ryan Harris (FA)
	G Brandon Brooks (3b)		QB Case Keenum (CFA)
	G/C Ben Jones (4a)		DE Terrell McClain (FA)
	WR Keshawn Martin (4b)		SS Eddie Pleasant (CFA)
	DE Jared Crick (4c)		G Cody White (CFA)
	K Randy Bullock (5)		
2013	WR DeAndre Hopkins (1)	T Nate Menkin (PHI) (PS)	CB A.J. Bouye (CFA) (IR)
2-9	S D.J. Swearingen (2)		TE Jake Byrne (FA)
	T Brennan Williams (3a) (IR)		WR Andy Cruse (CFA) (PS-IR)
	OLB Trevardo Williams (4) (IR)		ILB Evan Frierson (CFA) (IR)
	G David Quessenberry (6a) (IR)		RB Dennis Johnson (FA)
	WR Alan Bonner (6b) (IR)		FB Greg Jones (UFA-JAC)
	TE Ryan Griffin (6d)		RB Deji Karim (FA)
			C Alex Kupper (CFA) (PS)
			P Shane Lechler (UFA-OAK)
			WR Alec Lemon (CFA) (IR)
			CB Elbert Mack (FA)
			ILB Joe Mays (FA)
			CB Loyce Means (FA) (PS)
			ILB Mike Mohamed (FA)
			WR EZ Nwachukwu (CFA) (PS)
			TE Nathan Overbay (FA) (PS)
			WR Rico Richardson (FA) (PS)
			CB Justin Rogers (W-BUF)
			ILB Ricky Sapp (W-NYJ)
			FS Jawanza Starling (FA)
			ILB Jeff Tarpinian (FA)
			S Steven Terrell (FA) (PS)
			ILB Justin Tuggle (CFA)
			CB Josh Victorian (FA)

ROSTER BY POSITION

Game #12 • Houston Texans vs. New England Patriots • Sunday, Dec. 1, 2013

OFFENSE

Quarterbacks (3)

7	Case Keenum	QB	6-1	205	1	Houston
8	Matt Schaub	QB	6-5	235	10	Virginia
13	T.J. Yates	QB	6-4	217	3	North Carolina

Wide Receivers (7)

10	DeAndre Hopkins	WR	6-1	218	R	Clemson
11	DeVier Posey	WR	6-2	210	2	Ohio State
18	Lestar Jean	WR	6-3	202	3	Florida Atlantic
80	Andre Johnson	WR	6-3	230	11	Miami (Fla.)
82	Keshawn Martin	WR	5-11	194	2	Michigan State
16	Alan Bonner (IR)	WR	5-10	191	R	Jacksonville State
17	Alec Lemon (IR)	WR	6-1	203	R	Syracuse

Running Backs (5)

28	Dennis Johnson	RB	5-7	193	R	Arkansas
39	Deji Karim	RB	5-8	209	4	Southern Illinois
44	Ben Tate	RB	5-11	217	4	Auburn
33	Greg Jones	FB	6-1	251	10	Florida State
23	Arian Foster (IR)	RB	6-1	227	5	Tennessee

Tight Ends (4)

84	Ryan Griffin	TE	6-6	254	R	Connecticut
88	Garrett Graham	TE	6-3	243	4	Wisconsin
89	Jake Byrne	TE	6-4	255	1	Wisconsin
81	Owen Daniels (IR-DFR)	TE	6-3	249	8	Wisconsin

Offensive Line (11)

66	Andrew Gardner	T	6-6	308	4	Georgia Tech
68	Ryan Harris	T	6-5	302	6	Notre Dame
75	Derek Newton	T	6-6	313	3	Arkansas State
76	Duane Brown	T	6-4	303	6	Virginia Tech
67	Cody White	G	6-3	303	2	Illinois State
74	Wade Smith	G	6-4	295	11	Memphis
79	Brandon Brooks	G	6-5	335	2	Miami (Ohio)
55	Chris Myers	C	6-4	286	9	Miami (Fla.)
60	Ben Jones	G/C	6-3	308	2	Georgia
73	Brennan Williams (IR)	T	6-6	310	R	North Carolina
77	David Quessenberry (IR)	G	6-5	306	R	San Jose State

DEFENSE

Defensive Line (6)

93	Jared Crick	DE	6-4	285	2	Nebraska
94	Antonio Smith	DE	6-4	290	9	Oklahoma State
96	Tim Jamison	DE	6-3	287	5	Michigan
99	J.J. Watt	DE	6-5	289	3	Wisconsin
92	Earl Mitchell	NT	6-3	300	4	Arizona
97	Terrell McClain	NT	6-2	293	3	South Florida

Linebackers (12)

51	Darryl Sharpton	ILB	5-11	235	4	Miami (Fla.)
52	Jeff Tarpinian	ILB	6-3	240	3	Iowa
53	Joe Mays	ILB	5-11	244	6	North Dakota State
54	Mike Mohamed	ILB	6-3	238	2	California
50	Bryan Braman	OLB	6-5	241	3	West Texas A&M
57	Justin Tuggle	OLB	6-3	249	R	Kansas State
58	Brooks Reed	OLB	6-3	254	3	Arizona
59	Whitney Mercilus	OLB	6-3	258	2	Illinois
91	Ricky Sapp	OLB	6-4	252	3	Clemson
54	Trevardo Williams (IR)	OLB	6-1	236	R	Connecticut
56	Brian Cushing (IR)	ILB	6-3	249	5	Southern California
62	Evan Frierson (IR)	ILB	6-2	234	R	Illinois State

Secondary (13)

20	Justin Rogers	CB	5-11	181	3	Richmond
21	Brice McCain	CB	5-9	187	5	Utah
24	Johnathan Joseph	CB	5-11	188	8	South Carolina
25	Kareem Jackson	CB	5-10	188	4	Alabama
26	Brandon Harris	CB	5-10	189	3	Miami (Fla.)
27	Josh Victorian	CB	5-10	190	1	Louisiana Tech
43	Elbert Mack	CB	5-10	175	6	Troy
35	Eddie Pleasant	SS	5-10	210	1	Oregon
36	D.J. Swearinger	SS	5-10	208	R	South Carolina
29	Jawanza Starling	FS	6-1	200	R	Southern California
31	Shiloh Keo	FS	5-11	208	3	Idaho
34	A.J. Bouye (IR)	CB	6-0	191	R	Central Florida
38	Danieal Manning (IR)	SS	5-11	212	8	Abilene Christian

SPECIAL TEAMS

4	Randy Bullock	K	5-9	206	2	Texas A&M
9	Shane Lechler	P	6-2	237	14	Texas A&M
46	Jon Weeks	LS	5-10	246	4	Baylor

2013 REGULAR SEASON STATISTICS

Game #12 • Houston Texans vs. New England Patriots • Sunday, Dec. 1, 2013

WON 2, LOST 9

Date	W/L	Score	Opponent	Attendance
9/9	W	31-28	at San Diego	59,522
9/15	W	30-24 (OT)	Tennessee	71,718
9/22	L	30-9	at Baltimore	71,168
9/29	L	23-20 (OT)	Seattle	71,756
10/6	L	34-3	at San Francisco	69,732
10/13	L	38-13	St. Louis	71,104
10/20	L	17-16	at Kansas City	74,118
11/3	L	27-24	Indianapolis	71,778
11/10	L	27-24	at Arizona	60,845
11/17	L	28-23	Oakland	71,726
11/24	L	13-6	Jacksonville	71,659

TEXANS STATISTICS

	TEXANS	Opponents
Total First Downs	220	175
Rushing	62	59
Passing	143	96
Penalty	15	20
3rd Down: Made/Att	55/162	55/151
3rd Down Pct.	34.0%	36.4%
4th Down: Made/Att	5/13	3/6
4th Down Pct.	38.5%	50.0%
Possession Avg.	31:40	28:20
Total Net Yards	3,998	3,194
Avg. Per Game	363.5	290.4
Total Plays	764	644
Avg. Per Play	5.2	5.0
Net Yards Rushing	1,280	1,304
Avg. Per Game	116.4	118.5
Total Rushes	294	309
Net Yards Passing	2,718	1,890
Avg. Per Game	247.1	171.8
Sacked/Yards Lost	30/263	27/165
Gross Yards	2,981	2,055
Attempts/Completions	440/265	308/179
Completion Pct.	60.2%	58.1%
Had Intercepted	13	4
Punts/Average	59/48.3	62/46.5
Net Punting Avg.	40.1	41.5
Penalties/Yards	73/710	75/573
Fumbles/Ball Lost	14/7	11/4
Touchdowns	20	34
Rushing	2	8
Passing	16	18
Returns	2	8

SCORE BY PERIODS

	1	2	3	4	OT	Total
TEXANS	41	76	29	47	6	199
Opponents	73	71	73	69	3	289

SCORING

	TD	Ru	Pa	Rt	PAT	FG	2PT	TP
R.Bullock	0	0	0	0	18/18	19/28	0	75
A.Johnson	5	0	5	0	0/0	0/0	0	30
G.Graham	4	0	4	0	0/0	0/0	0	24
O.Daniels	3	0	3	0	0/0	0/0	0	18
A.Foster	2	1	1	0	0/0	0/0	1	14
D.Hopkins	2	0	2	0	0/0	0/0	0	12
B.Cushing	1	0	0	1	0/0	0/0	0	6
B.Tate	1	1	0	0	0/0	0/0	0	6
K.Martin	1	0	0	1	0/0	0/0	0	6
R.Griffin	1	0	1	0	0/0	0/0	0	6
J.Mays	0	0	0	0	0/0	0/0	0	2
TEXANS	20	2	16	2	18/18	19/28	1	199
Opponents	34	8	18	8	32/32	17/21	1	289

2-Pt. Conversions: TEXANS 1/1, Opponents: 1/2

SACKS: J.Watt 9.5, A.Smith 4.5, W.Mercilus 5.5, A. Smith 5.0, E. Mitchell 1.5, B.Cushing 1.5, B.Reed 1.0, J.Mays 1.0, D.Manning 1.0, TEAM 1.0 **TEXANS: 27.0, Opponents: 30.0**

RUSHING

	No.	Yds	Avg	Long	TD
B.Tate	129	544	4.2	60	1
A.Foster	121	542	4.5	23	1
D.Johnson	27	119	4.4	29	0
C.Keenum	9	51	5.7	22	0
C.Wood	3	9	3.0	5	0
S.Keo	1	8	8.0	8	0
M.Schaub	1	5	5.0	5	0
G.Jones	2	2	1.0	4	0
T.Yates	1	0	0.0	0	0
TEXANS	294	1,280	4.4	60	2
Opponents	309	1,304	4.2	80t	8

RECEIVING

	No.	Yds	Avg	Long	TD
A.Johnson	74	1,002	13.5	62t	5
D.Hopkins	39	554	14.2	35	2
G.Graham	38	436	11.5	42t	4
B.Tate	29	117	4.0	10	0
O.Daniels	24	252	10.5	28	3
A.Foster	22	183	8.3	41	1
D.Posey	14	146	10.4	42	0
K.Martin	11	148	13.5	32	0
R.Griffin	4	57	14.3	37	1
L.Jean	4	35	8.8	11	0
D.Johnson	3	27	9.0	14	0
G.Jones	3	24	8.0	19	0
TEXANS	265	2,981	11.2	62t	16
Opponents	179	2,055	11.5	64t	18

INTERCEPTIONS

	No.	Yds	Avg	Long	TD
B.Cushing	1	18	18.0	18t	1
S.Keo	1	4	4.0	4	0
J.Joseph	1	1	1.0	1	0
D.Swearingen	1	0	0.0	0	0
TEXANS	4	23	5.8	18t	1
Opponents	13	298	22.9	98t	5

PUNTING

	No.	Yds	Avg	Net	TB	In	Lg	B
S.Lechler	52	2,538	48.8	39.7	5	22	65	0
TEXANS	52	2,538	48.8	39.7	5	22	65	0
Opponents	56	2,626	46.9	42.4	1	18	64	0

PUNT RETURNS

	Ret	FC	Yds	Avg	Long	TD
K.Martin	28	14	237	8.5	87t	1
S.Keo	3	0	15	5.0	9	0
TEXANS	31	14	252	8.1	87t	1
Opponents	31	13	388	12.5	82t	1

KICKOFF RETURNS

	No.	Yds	Avg	Long	TD
K.Martin	29	753	26.0	49	0
D.Karim	4	78	19.5	31	0
G.Jones	2	43	21.5	26	0
D.Johnson	1	21	21.0	21	0
C.Wood	1	20	20.0	20	0
D.Manning	1	18	18.0	18	0
TEXANS	38	933	24.6	49	0
Opponents	23	604	26.3	57	0

FIELD GOALS

	1-19	20-29	30-39	40-49	50+
R.Bullock	0/0	7/7	2/2	9/14	1/5
TEXANS	0/0	7/7	2/2	9/14	1/5
Opponents	0/0	4/4	6/6	6/9	1/2

R.Bullock: (51WL, 41G) (50WR, 50WR, 46LU) (27G, 29G, 47G) (22G, 42G) (45WL, 41G) (20G, 35G) (48G, 21G, 47G) (49WL, 43G, 43WR, 55WL) (48G, 40B) (51G, 26G, 30G) (49G, 20G)

Opponents: () (48WR, 47G) (28G, 45G, 43G) (48G, 39G, 45G) (38G, 24G) (42G) (22G) (42B, 30G, 35G) (35G, 21G) (54LU) (30G, 49B, 53G)

FUMBLES/LOST: C. Keenum 4/2, B. Tate 3/2, D. Hopkins 1/1, K. Martin 2/1, G. Graham 2/1, C. Myers 1/0, T. Yates 1/0.

TEXANS: 14/7, Opponents: 11/4.

OPP. FUMBLE RECOVERIES: J. Watt 2, K. Jackson 1, T. McClain 1. **Total: 4**

PASSING	Att	Comp	Yds	Cmp%	Yds/Att	TD	TD%	Int	Int%	Long	Sack/Lost	Rating
M.Schaub	258	162	1,707	62.8%	6.6	8	3.1%	9	3.5%	41	15/105	77.8
C.Keenum	160	88	1,161	55.0%	7.3	8	5.0%	2	1.3%	62t	13/151	89.6
T.Yates	22	15	113	68.2%	5.1	0	0.0%	2	9.1%	20	2/7	42.4
TEXANS	440	265	2,981	60.2%	6.8	16	3.6%	13	3.0%	62t	30/263	80.3
Opponents	308	179	2,055	58.1%	6.7	18	5.8%	4	1.3%	64t	27/165	92.4

2013 DEFENSIVE AND SPECIAL TEAMS STATISTICS

Game #12 • Houston Texans vs. New England Patriots • Sunday, Dec. 1, 2013

DEFENSIVE STATISTICS - Total tackles are after coaches' review, all other stats are from NFL play-by-plays

TACKLES				Tackles			QB	INT-	Forced		Fumble
	Solo	Asst	Total	Sacks	Sack Yds	For Loss	Hits	Yards	Pass Def.	Fumbles	Recovery
J.J. Watt	61	32	93	9.5	64.5	17	35	0	4	3	2
Darryl Sharpton	52	40	92	0.0	0.0	1	3	0	1	0	0
Earl Mitchell	24	49	73	1.5	9.5	2	3	0	0	0	0
Brooks Reed	35	35	70	1.0	10.0	6	4	0	1	0	0
Brian Cushing	44	21	65	1.5	4.5	7	3	1 (18)	2	1	0
Joe Mays	26	34	60	1.0	7.0	5	2	0	1	0	0
Whitney Mercilus	30	25	55	5.5	30.0	5	14	0	0	0	0
D.J. Swearinger	36	10	46	0.0	0.0	1	0	1 (0)	3	0	0
Antonio Smith	24	20	44	5.0	29.5	5	9	0	0	1	0
Shiloh Keo	36	7	43	0.0	0.0	0	0	1 (4)	2	0	0
Johnathan Joseph	38	4	42	0.0	0.0	0	1	1 (1)	13	0	0
Kareem Jackson	40	1	41	0.0	0.0	0	0	0	4	0	1
Danieal Manning	31	4	35	1.0	6.0	1	1	0	3	0	0
Jared Crick	11	16	27	0.0	0.0	1	1	0	2	0	0
Ed Reed	15	6	21	0.0	0.0	0	0	0	0	0	0
Jeff Tarpinian	10	10	20	0.0	0.0	1	0	0	1	0	0
Terrell McClain	4	10	14	0.0	0.0	0	0	0	0	0	1
Brandon Harris	10	4	14	0.0	0.0	0	0	0	3	0	0
Brice McCain	7	6	13	0.0	0.0	0	0	0	3	0	0
Justin Tuggle	3	1	4	0.0	0.0	0	0	0	0	0	0
Eddie Pleasant	3	1	4	0.0	0.0	0	0	0	0	0	0
Tim Jamison	1	3	4	0.0	0.0	0	0	0	1	0	0
Willie Jefferson	2	1	3	0.0	0.0	0	0	0	0	0	0
TEAM	1	0	1	1.0	4.0	0	0	0	0	0	0
TEXANS	544	340	884	27.0	165.0	52	76	4 (23)	44	5	4
Opponents	528	150	678	30.0	263.0	57	77	13 (298)	70	11	7

MISCELLANEOUS TACKLES: Andre Johnson 3, Duane Brown 2, DeAndre Hopkins 2, Ben Tate 2, Brandon Brooks 1, Owen Daniels 1, Derek Newton 1, Wade Smith 1, T.J. Yates 1.

MISCELLANEOUS FUMBLE RECOVERIES: B. Brooks 1, G. Graham 1, B. Jones 1, B. Tate 1, T.J. Yates 1.

SPECIAL TEAMS STATISTICS

TACKLES				Blocked	Blocked	Blocked	Forced	Fumble
	Solo	Asst	Total	PAT	Punt	FG	Fumble	Recovery
Eddie Pleasant	8	0	8	0	0	0	0	0
Justin Tuggle	6	1	7	0	0	0	1	0
Bryan Braman	5	0	5	0	0	0	0	0
D.J. Swearinger	4	0	4	0	0	0	0	0
Brice McCain	3	0	3	0	0	0	0	0
Shiloh Keo	3	0	3	0	0	0	0	0
Elbert Mack	2	0	2	0	0	0	0	0
Ryan Griffin	2	0	2	0	0	0	0	0
A.J. Bouye	2	0	2	0	0	0	0	0
Shane Lechler	2	0	2	0	0	0	0	0
Brandon Harris	2	0	2	0	0	0	0	0
Josh Victorian	2	0	2	0	0	0	0	0
Jeff Tarpinian	0	2	2	0	0	0	0	0
Jon Weeks	1	1	2	0	0	0	0	0
Greg Jones	1	0	1	0	0	0	0	0
D.J. Smith	1	0	1	0	0	0	0	0
Lestar Jean	1	0	1	0	0	0	0	0
Joe Mays	1	0	1	0	0	0	0	0
Tavares Gooden	1	0	1	0	0	0	0	0
Mike Mohamed	1	0	1	0	0	0	0	0
Randy Bullock	1	0	1	0	0	0	0	0
J.J. Watt	0	0	0	0	0	2	0	0
TEXANS	49	4	53	0	0	2	1	0
Opponents	68	11	79	0	0	1	2	3

UNOFFICIAL DEPTH CHART

Game #12 • Houston Texans vs. New England Patriots • Sunday, Dec. 1, 2013

OFFENSE

WR	80 Andre Johnson	82 Keshawn Martin	
LT	76 Duane Brown	68 Ryan Harris	
LG	74 Wade Smith	60 Ben Jones	
C	55 Chris Myers	60 Ben Jones	
RG	79 Brandon Brooks	67 Cody White	
RT	75 Derek Newton	66 Andrew Gardner	
TE	88 Garrett Graham	<u>84 Ryan Griffin</u>	89 Jake Byrne
WR	<u>10 DeAndre Hopkins</u>	11 DeVier Posey	18 Lestar Jean
QB	7 Case Keenum	8 Matt Schaub	13 T.J. Yates
FB	33 Greg Jones		
RB	44 Ben Tate	<u>28 Dennis Johnson</u>	39 Deji Karim

DEFENSE

DE	99 J.J. Watt	93 Jared Crick		
NT	92 Earl Mitchell	97 Terrell McClain		
DE	94 Antonio Smith	96 Tim Jamison		
SLB	58 Brooks Reed	50 Bryan Braman		
MLB	51 Darryl Sharpton	54 Mike Mohamed	<u>57 Justin Tuggle</u>	
MLB	53 Joe Mays	52 Jeff Tarpinian		
WLB	59 Whitney Mercilus	91 Ricky Sapp		
LCB	25 Kareem Jackson	21 Brice McCain	27 Josh Victorian	
RCB	24 Johnathan Joseph	26 Brandon Harris	20 Justin Rogers	43 Elbert Mack
SS	<u>36 D.J. Swearinger</u>	35 Eddie Pleasant		
FS	31 Shiloh Keo	<u>29 Jawanza Starling</u>		

SPECIAL TEAMS

PK	4 Randy Bullock		
P	9 Shane Lechler		
LS	46 Jon Weeks		
KR	82 Keshawn Martin	31 Shiloh Keo	<u>28 Dennis Johnson</u>
PR	82 Keshawn Martin	31 Shiloh Keo	<u>10 DeAndre Hopkins</u>
H	9 Shane Lechler		

Bold denotes rookies

Texans vs Jaguars

National Football League Game Summary

NFL Copyright © 2013 by The National Football League. All rights reserved. This summary and play-by-play is for the express purpose of assisting media in their coverage of the game; any other use of this material is prohibited without the written permission of the National Football League. Updated: 11/24/2013

Date: Sunday, 11/24/2013

Jacksonville Jaguars at Houston Texans

Start Time: 12:02 PM CST

at Reliant Stadium, Houston, Texas

Game Day Weather

Game Weather: Mostly Cloudy

Temp: 45° F (7.2° C) Humidity: 55%, Wind: NE 15 mph

Played Retractable Roof on Turf: Natural Grass

Outdoor Weather: Mostly Cloudy, Wind Chill: 38

Officials

Referee: Carey, Mike (94)
Line Judge: Podraza, Tim (47)
Back Judge: Wilson, Gregory (119)

Umpire: Brown, Chad (31)
Side Judge: Rosenbaum, Doug (67)
Replay Official: Hamer, Dale ()

Head Linesman: Baltz, Mark (26)
Field Judge: Weir, Mike (50)

Lineups

Jacksonville Jaguars

Offense			Defense		
WR	84	C.Shorts	RDE	93	T.Alualu
LT	78	C.Bradfield	DT	97	R.Miller
LG	65	W.Rackley	DT	99	S.Marks
C	63	B.Meester	LEO	58	J.Babin
RG	77	U.Nwaneri	OLB	55	G.Hayes
RT	67	A.Pasztor	MLB	51	P.Posluszny
TE	86	C.Harbor	OLB	50	R.Allen
WR	18	A.Sanders	LCB	27	D.Gratz
QB	7	C.Henne	RCB	23	A.Ball
WR	13	K.Taylor	SS	37	J.Cyprien
RB	32	M.Jones-Drew	FS	26	J.Evans

Houston Texans

Offense			Defense		
WR	80	A.Johnson	DE	99	J.Watt
LT	76	D.Brown	NT	92	E.Mitchell
LG	74	W.Smith	DE	94	A.Smith
C	55	C.Myers	SLB	58	B.Reed
RG	79	B.Brooks	MLB	51	D.Sharpton
RT	75	D.Newton	MLB	53	J.Mays
TE	88	G.Graham	WLB	59	W.Mercilus
WR	10	D.Hopkins	LCB	21	B.McCain
QB	7	C.Keenum	RCB	24	J.Joseph
TE	84	R.Griffin	SS	36	D.Swearingner
RB	44	B.Tate	FS	31	S.Keo

Substitutions

K 10 J.Scobee, WR 16 D.Robinson, P 19 B.Anger, CB 20 M.Harris, RB 21 J.Forsett, S 22 W.Guy, RB 30 J.Todman, CB 35 D.McCray, S 42 C.Probinski, FB 45 W.Ta'ufo'ou, LS 46 C.Tinker, LB 52 J.Thomas, LB 53 J.Lotulelei, LB 54 N.Stupar, DE 59 R.Davis, G/C 60 M.Brewster, OT 74 S.Young, WR 80 J.Ebert, TE 88 D.Noble, TE 89 M.Lewis, DE 90 A.Branch, DT 92 B.Deaderick

Substitutions

K 4 R.Bullock, P 9 S.Lechler, WR 11 D.Posey, WR 18 L.Jean, CB 20 J.Rogers, CB 26 B.Harris, CB 27 J.Victorian, RB 28 D.Johnson, FB 33 G.Jones, SS 35 E.Pleasant, RB 39 D.Karim, LS 46 J.Weeks, OLB 50 B.Braman, LB 52 J.Tarpinian, ILB 54 M.Mohamed, ILB 57 J.Tuggle, G/C 60 B.Jones, T 68 R.Harris, WR 82 K.Martin, TE 89 J.Byrne, OLB 91 R.Sapp, DE 93 J.Crick, NT 97 T.McClain

Did Not Play

QB 11 B.Gabbert, CB 29 J.Fleming

Did Not Play

QB 8 M.Schaub

Not Active

QB 2 R.Stanzi, WR 12 M.Brown, WR 15 S.Burton, CB 24 W.Blackmon, G 66 J.McClendon, DT 91 A.Jones, DL 94 J.Mincey

Not Active

QB 13 T.Yates, CB 25 K.Jackson, FS 29 J.Starling, CB 43 E.Mack, T 66 A.Gardner, G 67 C.White, DE 96 T.Jamison

Field Goals (made () & missed)

J.Scobee	(30) 49B (53)	R.Bullock	(49) (20)				
		1	2	3	4	OT	Total
VISITOR:	Jacksonville Jaguars	7	3	0	3	0	13
HOME:	Houston Texans	0	3	3	0	0	6

Scoring Plays

Team	Qtr	Time	Play Description (Extra Point) (Drive Info)	Visitor	Home
Jaguars	1	10:57	M.Jones-Drew 1 yd. run (J.Scobee kick) (10-75, 4:03)	7	0
Jaguars	2	7:57	J.Scobee 30 yd. Field Goal (7-73, 4:01)	10	0
Texans	2	0:29	R.Bullock 49 yd. Field Goal (9-49, 4:35)	10	3
Texans	3	8:26	R.Bullock 20 yd. Field Goal (13-83, 6:34)	10	6
Jaguars	4	6:44	J.Scobee 53 yd. Field Goal (8-42, 4:27)	13	6

Paid Attendance: 71,659

Time: 2:51

11/24/2013 at Reliant Stadium

Jacksonville Jaguars

Houston Texans

Jacksonville Jaguars

Houston Texans

[illegible]

Final Team Statistics

	Visitor Jaguars	Home Texans
TOTAL FIRST DOWNS	16	11
By Rushing	4	5
By Passing	11	5
By Penalty	1	1
THIRD DOWN EFFICIENCY	7-17-41%	4-15-27%
FOURTH DOWN EFFICIENCY	1-1-100%	0-1-0%
TOTAL NET YARDS	333	218
Total Offensive Plays (inc. times thrown passing)	65	57
Average gain per offensive play	5.1	3.8
NET YARDS RUSHING	118	77
Total Rushing Plays	28	21
Average gain per rushing play	4.2	3.7
Tackles for a loss-number and yards	3-4	3-8
NET YARDS PASSING	215	141
Times thrown - yards lost attempting to pass	4-24	2-28
Gross yards passing	239	169
PASS ATTEMPTS-COMPLETIONS-HAD INTERCEPTED	33-23-0	34-18-1
Avg gain per pass play (inc.# thrown passing)	5.8	3.9
KICKOFFS Number-In End Zone-Touchbacks	4-4-1	3-3-2
PUNTS Number and Average	6-43.2	7-44.9
Had Blocked	0	0
FGs - PATs Had Blocked	1-0	0-0
Net Punting Average	33.3	42.9
TOTAL RETURN YARDAGE (Not Including Kickoffs)	22	19
No. and Yards Punt Returns	3-14	3-19
No. and Yards Kickoff Returns	1-27	3-60
No. and Yards Interception Returns	1-8	0-0
PENALTIES Number and Yards	7-63	2-22
FUMBLES Number and Lost	1-0	0-0
TOUCHDOWNS	1	0
Rushing	1	0
Passing	0	0
EXTRA POINTS Made-Attempts	1-1	0-0
Kicking Made-Attempts	1-1	0-0
FIELD GOALS Made-Attempts	2-3	2-2
RED ZONE EFFICIENCY	1-2-50%	0-1-0%
GOAL TO GO EFFICIENCY	1-1-100%	0-1-0%
SAFETIES	0	0
FINAL SCORE	13	6
TIME OF POSSESSION	33:41	26:19

Jacksonville Jaguars vs Houston Texans

11/24/2013 at Reliant Stadium

Ball Possession And Drive Chart

Jacksonville Jaguars

#	Time Recd	Time Lost	Time Poss	How Ball Obtained	Drive Began	# Play	Yds Gain	Yds Pen	Net Yds	1st Down	Last Scrm	How Given Up
1	15:00	10:57	4:03	Kickoff	JAX 25	10	75	0	75	3	* HST 1	Touchdown
2	7:44	4:13	3:31	Punt	JAX 34	6	26	-5	21	1	HST 45	Punt
3	3:11	1:15	1:56	Punt	JAX 30	6	20	0	20	1	50	Punt
4	15:00	13:39	1:21	Punt	JAX 25	3	-5	-13	-18	0	JAX 7	Punt
5	11:58	7:57	4:01	Punt	JAX 15	7	73	0	73	2	* HST 12	Field Goal
6	7:27	5:04	2:23	Punt	JAX 40	4	14	0	14	1	HST 46	Punt
7	0:29	0:00	0:29	Kickoff	JAX 20	1	6	0	6	0	JAX 20	End of Half
8	8:26	0:57	7:29	Kickoff	JAX 20	13	54	-5	49	4	HST 31	Blocked FG
9	13:44	12:51	0:53	Downs	JAX 40	3	5	0	5	0	JAX 45	Punt
10	11:11	6:44	4:27	Punt	JAX 23	8	52	-10	42	3	HST 35	Field Goal
11	4:24	1:50	2:34	Punt	JAX 26	6	15	0	15	1	JAX 41	Punt
12	0:34	0:00	0:34	Interception	JAX 44	1	-2	0	-2	0	JAX 44	End of Game

(342) Average JAX 28

Houston Texans

#	Time Recd	Time Lost	Time Poss	How Ball Obtained	Drive Began	# Play	Yds Gain	Yds Pen	Net Yds	1st Down	Last Scrm	How Given Up
1	10:57	7:44	3:13	Kickoff	HST 19	6	-9	15	6	2	HST 25	Punt
2	4:13	3:11	1:02	Punt	HST 17	3	7	0	7	0	HST 24	Punt
3	1:15	0:00	1:15	Punt	HST 16	3	6	0	6	0	HST 22	Punt
4	13:39	11:58	1:41	Punt	50	3	7	0	7	0	JAX 43	Punt
5	7:57	7:27	0:30	Kickoff	HST 20	3	0	0	0	0	HST 20	Punt
6	5:04	0:29	4:35	Punt	HST 20	9	49	0	49	2	JAX 31	Field Goal
7	15:00	8:26	6:34	Kickoff	HST 15	13	83	0	83	4	* JAX 2	Field Goal
8	0:57	13:44	2:13	Blocked FG	JAX 49	4	9	0	9	0	JAX 40	Downs
9	12:51	11:11	1:40	Punt	HST 25	3	9	0	9	0	HST 34	Punt
10	6:44	4:24	2:20	Kickoff	HST 7	5	18	0	18	1	HST 25	Punt
11	1:50	0:34	1:16	Punt	HST 20	7	39	0	39	2	JAX 41	Interception

(260) Average HST 24

* inside opponent's 20

Time of Possession by Quarter

Visitor	Home	1st	2nd	3rd	4th	OT	Total
Jacksonville Jaguars	Houston Texans	9:30	8:14	7:29	8:28		33:41
		5:30	6:46	7:31	6:32		26:19

Kickoff Drive No.-Start Average

Jaguars: 3 - JAX 22

Texans: 4 - HST 15

Jacksonville Jaguars vs Houston Texans

11/24/2013 at Reliant Stadium

Final Defensive Statistics

Jacksonville Jaguars

Regular Defensive Plays

Special Teams

Misc

	TKL	AST	COMB	SK	/ YDS	TFL	Q	IN	PD	FF	FR	TKL	AST	FF	FR	BL	TKL	AST	FF	FR
P.Posluszny	11	3	14	0	0	2	1	0	1	0	0	0	0	0	0	0	0	0	0	0
G.Hayes	6	3	9	1	9	1	1	0	0	0	0	0	0	0	0	0	0	0	0	0
J.Cyprien	4	2	6	0	0	0	0	0	2	0	0	0	0	0	0	0	0	0	0	0
R.Allen	3	3	6	0	0	0	0	0	0	0	0	0	0	0	0	0	0	0	0	0
D.Gratz	2	2	4	0	0	0	0	0	0	0	0	0	0	0	0	0	0	0	0	0
T.Alualu	3	0	3	0	0	0	1	0	0	0	0	0	0	0	0	0	0	0	0	0
A.Branch	2	0	2	1	19	1	1	0	1	0	0	0	0	0	0	0	0	0	0	0
M.Harris	2	0	2	0	0	0	0	0	0	0	0	0	0	0	0	0	0	0	0	0
R.Miller	1	1	2	0	0	0	0	0	0	0	0	0	0	0	0	0	0	0	0	0
S.Marks	1	0	1	0	0	0	0	0	2	0	0	0	0	0	0	0	0	0	0	0
A.Ball	1	0	1	0	0	0	0	0	1	0	0	0	0	0	0	0	0	0	0	0
J.Evans	1	0	1	0	0	0	0	0	0	0	0	0	0	0	0	0	0	0	0	0
J.Babin	0	1	1	0	0	0	0	0	0	0	0	0	0	0	0	0	0	0	0	0
R.Davis	0	0	0	0	0	0	1	1	1	0	0	0	0	0	0	0	0	0	0	0
W.Guy	0	0	0	0	0	0	0	0	1	0	0	1	0	0	0	0	0	0	0	0
D.Noble	0	0	0	0	0	0	0	0	0	0	0	2	0	0	0	0	0	0	0	0
J.Thomas	0	0	0	0	0	0	0	0	0	0	0	1	0	0	0	0	0	0	0	0
B.Anger	0	0	0	0	0	0	0	0	0	0	0	1	0	0	0	0	0	0	0	0
C.Prosinski	0	0	0	0	0	0	0	0	0	0	0	1	0	0	0	0	0	0	0	0
N.Stupar	0	0	0	0	0	0	0	0	0	0	0	1	0	0	0	0	0	0	0	0
C.Henne	0	0	0	0	0	0	0	0	0	0	0	0	0	0	0	0	0	0	0	1
Total	37	15	52	2	28	4	5	1	9	0	0	7	0	0	0	0	0	0	0	1

TKL = Tackle AST = Assist COMB = Combined QH=QB Hit IN = Interception PD = Pass Defense FF = Forced Fumble FR = Fumble Recovery

Houston Texans

Regular Defensive Plays

Special Teams

Misc

	TKL	AST	COMB	SK	/ YDS	TFL	QH	IN	PD	FF	FR	TKL	AST	FF	FR	BL	TKL	AST	FF	FR
J.Watt	8	1	9	1	7	2	5	0	0	0	0	0	0	0	0	1	0	0	0	0
J.Joseph	7	1	8	0	0	0	0	0	2	0	0	0	0	0	0	0	0	0	0	0
D.Sharpton	5	2	7	0	0	1	1	0	0	0	0	0	0	0	0	0	0	0	0	0
W.Mercilus	6	0	6	1	6	2	4	0	0	0	0	0	0	0	0	0	0	0	0	0
S.Keo	4	2	6	0	0	0	0	0	0	0	0	0	0	0	0	0	0	0	0	0
D.Swearinger	3	2	5	0	0	0	0	0	1	0	0	0	0	0	0	0	0	0	0	0
B.Harris	3	1	4	0	0	0	0	0	1	0	0	0	0	0	0	0	0	0	0	0
J.Mays	3	1	4	0	0	0	0	0	0	0	0	0	0	0	0	0	0	0	0	0
E.Mitchell	1	3	4	0.5	3.5	0	1	0	0	0	0	0	0	0	0	0	0	0	0	0
B.McCain	2	1	3	0	0	0	0	0	1	0	0	0	0	0	0	0	0	0	0	0
B.Reed	2	1	3	0	0	1	0	0	0	0	0	0	0	0	0	0	0	0	0	0
J.Crick	1	1	2	0	0	0	0	0	0	0	0	0	0	0	0	0	0	0	0	0
J.Tuggle	1	0	1	0	0	0	0	0	0	0	0	2	0	0	0	0	0	0	0	0
B.Braman	1	0	1	0	0	0	0	0	0	0	0	0	0	0	0	0	0	0	0	0
T.McClain	1	0	1	0	0	0	0	0	0	0	0	0	0	0	0	0	0	0	0	0
A.Smith	0	1	1	0.5	3.5	0	2	0	0	0	0	0	0	0	0	0	0	0	0	0
G.Jones	0	0	0	0	0	0	0	0	0	0	0	1	0	0	0	0	0	0	0	0
J.Weeks	0	0	0	0	0	0	0	0	0	0	0	0	1	0	0	0	0	0	0	0
J.Tarpinian	0	0	0	0	0	0	0	0	0	0	0	0	1	0	0	0	0	0	0	0
D.Brown	0	0	0	0	0	0	0	0	0	0	0	0	0	0	0	0	1	0	0	0
Team Sacks	1	0	0	1	4			0	0	0	0	0	0	0	0	0	0	0	0	0
Total	49	17	65	4	24	6	13	0	5	0	0	3	2	0	0	1	1	0	0	0

11/24/2013 at Reliant Stadium

PERIOD SCORES

TIME OF POSSESSION

Scoring Plays

	Jacksonville Jaguars	Houston Texans
TOTAL FIRST DOWNS	8	4
First Downs Rushing-Passing-by Penalty	2 - 6 - 0	3 - 0 - 1
THIRD DOWN EFFICIENCY	4-10-40%	1-7-14%
TOTAL NET YARDS	209	60
Total Offensive Plays	36	26
NET YARDS RUSHING	68	56
NET YARDS PASSING	141	4
Gross Yards Passing	161	32
Times thrown-yards lost attempting to pass	3-20	2-28
Pass Attempts-Completions-Had Intercepted	21 - 14 - 0	12 - 5 - 0
Punts-Number and Average	4 - 41.3	5 - 42
Penalties-Number and Yards	3 - 33	0 - 0
Fumbles-Number and Lost	0 - 0	0 - 0
Red Zone Efficiency	1-2-50%	0-0-0%
Average Drive Start	JAX 27	HST 24

Jacksonville Jaguars									Houston Texans										
RUSHING		ATT	YDS	AVG	LG	TD			RUSHING		ATT	YDS	AVG	LG	TD				
M.Jones-Drew		6	50	8.3	44	1			D.Johnson		5	50	10.0	29	0				
J.Todman		5	18	3.6	7	0			B.Tate		6	4	0.7	3	0				
C.Henne		1	0	0.0	0	0			C.Keenum		1	2	2.0	2	0				
Total		12	68	5.7	44	1			Total		12	56	4.7	29	0				
PASSING		ATT	CMP	YDS	SK/YD	TD	LG	IN	RT	PASSING		ATT	CMP	YDS	SK/YD	TD	LG	IN	RT
C.Henne		21	14	161	3/20	0	51	0	89.6	C.Keenum		12	5	32	2/28	0	9	0	49.3
Total		21	14	161	3/20	0	51	0	89.6	Total		12	5	32	2/28	0	9	0	49.3
PASS RECEIVING		TAR	REC	YDS	AVG	LG	TD			PASS RECEIVING		TAR	REC	YDS	AVG	LG	TD		
M.Jones-Drew		5	5	47	9.4	15	0			D.Johnson		2	2	13	6.5	9	0		
A.Sanders		5	4	61	15.3	51	0			B.Tate		3	2	11	5.5	7	0		
C.Shorts		5	4	35	8.8	16	0			D.Hopkins		1	1	8	8.0	8	0		
M.Lewis		1	1	18	18.0	18	0			G.Graham		2	0	0	0.0	0	0		
W.Ta'ufo'ou		2	0	0	0.0	0	0			A.Johnson		2	0	0	0.0	0	0		
K.Taylor		2	0	0	0.0	0	0			R.Griffin		1	0	0	0.0	0	0		
Total		20	14	161	11.5	51	0			Total		11	5	32	6.4	9	0		

[illegible]

11/24/2013 at Reliant Stadium[illegible]

Play By Play

First Quarter

11/24/2013

JAX wins toss, elects to Receive, and HST elects to defend the North goal.

R.Bullock kicks 67 yards from HST 35 to JAX -2. J.Todman to JAX 25 for 27 yards (J.Tuggle).

Jacksonville Jaguars at 15:00, (1st play from scrimmage 14:53)

1-10-JAX 25	(14:53) (Shotgun) C.Henne sacked at JAX 18 for -7 yards (sack split by A.Smith and E.Mitchell).	
2-17-JAX 18	(14:20) (Shotgun) C.Henne pass short right to M.Jones-Drew to JAX 33 for 15 yards (D.Sharpton; D.Swearinger).	
3-2-JAX 33	(13:47) (Shotgun) C.Henne pass short left to A.Sanders pushed ob at JAX 35 for 2 yards (S.Keo).	P1
<u>1-10-JAX 35</u>	(13:29) (Shotgun) C.Henne pass incomplete short right to K.Taylor (B.McCain).	
2-10-JAX 35	(13:23) (Shotgun) C.Henne pass short right to M.Jones-Drew to JAX 41 for 6 yards (B.Harris, J.Mays) [J.Watt].	
3-4-JAX 41	(12:38) (Shotgun) C.Henne pass short left to A.Sanders to HST 8 for 51 yards (B.Harris, S.Keo).	P2
<u>1-8-HST 8</u>	(11:58) (Shotgun) C.Henne pass short left to C.Shorts pushed ob at HST 1 for 7 yards (J.Joseph, B.Harris).	
2-1-HST 1	(11:43) C.Henne up the middle to HST 1 for no gain (J.Tuggle).	
	Timeout #1 by JAX at 11:08.	
3-1-HST 1	(11:08) C.Henne pass incomplete short right to W.Ta'ufo'ou [W.Mercilus].	
4-1-HST 1	(11:03) M.Jones-Drew up the middle for 1 yard, TOUCHDOWN.	R3
	J.Scobee extra point is GOOD, Center-C.Tinker, Holder-B.Anger.	

JAX 7 HST 0, 10 plays, 75 yards, 4:03 drive, 4:03 elapsed

J.Scobee kicks 70 yards from JAX 35 to HST -5. K.Martin to HST 19 for 24 yards (W.Guy).

Houston Texans at 10:57, (1st play from scrimmage 10:53)

1-10-HST 19	(10:53) B.Tate right end to HST 17 for -2 yards (T.Alualu).	
	<i>PENALTY on JAX-T.Alualu, Horse Collar Tackle, 15 yards, enforced at HST 17.</i>	X1
<u>1-10-HST 32</u>	(10:32) C.Keenum pass short right to D.Hopkins to HST 40 for 8 yards (J.Cyprien).	
2-2-HST 40	(10:02) B.Tate left tackle to HST 43 for 3 yards (P.Posluszny). (The Punt Hang Time Was 4.5 seconds.)	R2
<u>1-10-HST 43</u>	(9:32) C.Keenum pass short right to B.Tate pushed ob at HST 47 for 4 yards (J.Cyprien).	
2-6-HST 47	(9:00) B.Tate left guard to HST 44 for -3 yards (P.Posluszny).	
3-9-HST 44	(8:20) (Shotgun) C.Keenum sacked at HST 25 for -19 yards (A.Branch).	
	<i>Penalty on HST-D.Newton, Offensive Holding, declined.</i>	
4-28-HST 25	(7:53) S.Lechler punts 41 yards to JAX 34, Center-J.Weeks, fair catch by A.Sanders. (The Punt Hang Time Was 4.5 seconds.)	

Jacksonville Jaguars at 7:44

1-10-JAX 34	(7:44) M.Jones-Drew up the middle to JAX 32 for -2 yards (D.Sharpton).	
2-12-JAX 32	(7:12) C.Henne pass short middle to M.Jones-Drew to JAX 42 for 10 yards (B.Reed).	
3-2-JAX 42	(6:31) (Shotgun) C.Henne pass short middle to C.Shorts to HST 42 for 16 yards (S.Keo) [D.Sharpton].	P4
<u>1-10-HST 42</u>	(6:06) J.Todman right tackle to HST 42 for no gain (D.Swearinger).	
2-10-HST 42	<i>(5:30) (Shotgun) PENALTY on JAX-W.Rackley, False Start, 5 yards, enforced at HST 42 - No Play.</i>	
2-15-HST 47	(5:03) (Shotgun) C.Henne pass incomplete deep right to C.Shorts. (The Punt Hang Time Was 4.1 seconds.)	
3-15-HST 47	(4:56) (Shotgun) C.Henne pass short right to M.Jones-Drew to HST 45 for 2 yards (W.Mercilus).	
4-13-HST 45	(4:22) B.Anger punts 28 yards to HST 17, Center-C.Tinker, fair catch by K.Martin.	

Houston Texans at 4:13

1-10-HST 17	(4:13) C.Keenum pass incomplete deep right to R.Griffin (A.Ball).	
2-10-HST 17	(4:05) (Shotgun) C.Keenum pass short right to B.Tate to HST 24 for 7 yards (D.Gratz; G.Hayes).	
3-3-HST 24	(3:25) (Shotgun) C.Keenum pass incomplete short right to A.Johnson.	
4-3-HST 24	(3:20) S.Lechler punts 46 yards to JAX 30, Center-J.Weeks, fair catch by A.Sanders. (The Punt Hang Time Was 4.8 seconds.)	

Jacksonville Jaguars at 3:11

1-10-JAX 30	(3:11) M.Jones-Drew up the middle to JAX 32 for 2 yards (J.Watt).	
2-8-JAX 32	(2:44) C.Henne pass incomplete short right to W.Ta'ufo'ou [W.Mercilus].	
3-8-JAX 32	(2:36) (Shotgun) C.Henne pass short left to C.Shorts to JAX 43 for 11 yards (J.Joseph).	P5
<u>1-10-JAX 43</u>	(2:13) C.Henne pass incomplete deep middle to A.Sanders.	
2-10-JAX 43	(2:07) J.Todman right end pushed ob at 50 for 7 yards (B.Braman).	
3-3-50	(1:32) (Shotgun) C.Henne pass incomplete short left to K.Taylor (B.Harris).	
4-3-50	(1:28) B.Anger punts 36 yards to HST 14, Center-C.Tinker. K.Martin to HST 16 for 2 yards (D.Noble). (The Punt Hang Time Was 4.1 seconds.)	

Houston Texans at 1:15

Jacksonville Jaguars vs Houston Texans at Reliant Stadium

- 1-10-HST 16(1:15) (Shotgun) B.Tate up the middle to HST 19 for 3 yards (J.Babin; J.Cyprien).
- 2-7-HST 19(:40) B.Tate left tackle to HST 22 for 3 yards (J.Evans).
- 3-4-HST 22(:07) (Shotgun) C.Keenum pass incomplete short middle to G.Graham (S.Marks).
- 4-4-HST 22(:02) S.Lechler punts 53 yards to JAX 25, Center-J.Weeks, fair catch by A.Sanders. (The Punt Hang Time Was 4.8 seconds.)

END OF QUARTER

	Score	Time Poss	First Downs				Efficiencies	
			R	P	X	T	3 Down	4 Down
Jacksonville Jaguars	7	9:30	1	4	0	5	4/7	1/1
Houston Texans	0	5:30	1	0	1	2	0/3	0/0

Play By Play

Second Quarter

11/24/2013

Jacksonville Jaguars continued.

Jacksonville Jaguars at 15:00

- 1-10-JAX 25 (15:00) C.Henne sacked at JAX 19 for -6 yards (W.Mercilus).
- 2-16-JAX 19 (14:25) (Shotgun) C.Henne pass incomplete short right [W.Mercilus].
PENALTY on JAX-C.Henne, Intentional Grounding, 13 yards, enforced at JAX 19.
- 3-29-JAX 6 (14:20) (Shotgun) C.Henne pass short left to C.Shorts to JAX 7 for 1 yard (B.Harris).
- 4-28-JAX 7 (13:50) B.Anger punts 55 yards to HST 38, Center-C.Tinker. K.Martin pushed ob at 50 for 12 yards (D.Noble).

Houston Texans at 13:39

- 1-10-50 (13:39) C.Keenum pass short left to D.Johnson to JAX 46 for 4 yards (R.Miller).
- 2-6-JAX 46 (12:59) D.Johnson left tackle to JAX 43 for 3 yards (R.Miller; G.Hayes).
- 3-3-JAX 43 (12:15) (Shotgun) C.Keenum pass incomplete short right [R.Davis].
- 4-3-JAX 43 (12:06) S.Lechler punts 28 yards to JAX 15, Center-J.Weeks, fair catch by A.Sanders. (The Punt Hang Time Was 4.4 seconds.)

Jacksonville Jaguars at 11:58

- 1-10-JAX 15 (11:58) M.Jones-Drew left end to HST 41 for 44 yards (S.Keo, B.McCain). R6
- 1-10-HST 41 (11:24) M.Jones-Drew up the middle to HST 38 for 3 yards (J.Watt).
- 2-7-HST 38 (10:47) (Shotgun) C.Henne pass short left to M.Lewis to HST 20 for 18 yards (J.Mays). P7
- 1-10-HST 20 (10:04) J.Todman right end to HST 21 for -1 yards (W.Mercilus).
- 2-11-HST 21 (9:25) (Shotgun) J.Todman up the middle to HST 14 for 7 yards (J.Crick; E.Mitchell).
- 3-4-HST 14 (8:44) (Shotgun) C.Henne pass short left to A.Sanders to HST 12 for 2 yards (J.Joseph).
- 4-2-HST 12 **(8:01) J.Scobee 30 yard field goal is GOOD, Center-C.Tinker, Holder-B.Anger.**

JAX 10 HST 0, 7 plays, 73 yards, 4:01 drive, 7:03 elapsed

J.Scobee kicks 65 yards from JAX 35 to end zone, Touchback.

Houston Texans at 7:57

- 1-10-HST 20 (7:57) C.Keenum pass incomplete deep middle to A.Johnson (W.Guy).
- 2-10-HST 20 (7:49) C.Keenum pass incomplete short left to B.Tate [P.Posluszny].
- 3-10-HST 20 (7:45) (Shotgun) C.Keenum pass incomplete short left to G.Graham (J.Cyprien, A.Branch).
- 4-10-HST 20 (7:39) S.Lechler punts 42 yards to JAX 38, Center-J.Weeks. A.Sanders to JAX 40 for 2 yards (J.Weeks; J.Tarpinian). (The Punt Hang Time Was 4.4 seconds.)

Jacksonville Jaguars at 7:27

- 1-10-JAX 40 (7:27) C.Henne pass short left to M.Jones-Drew pushed ob at HST 46 for 14 yards (B.McCain) [J.Watt]. P8
- 1-10-HST 46 (7:07) M.Jones-Drew up the middle to HST 44 for 2 yards (T.McClain).
- 2-8-HST 44 (6:30) J.Todman left end to HST 39 for 5 yards (J.Joseph, S.Keo).
- 3-3-HST 39 (5:51) C.Henne sacked at HST 46 for -7 yards (J.Watt).
- 4-10-HST 46 (5:15) B.Anger punts 46 yards to end zone, Center-C.Tinker, Touchback. (The Punt Hang Time Was 4.3 seconds.)
Jacksonville challenged the touchback ruling, and the play was Upheld. (Timeout #2 at 05:04.)

Houston Texans at 5:04

- 1-10-HST 20 (5:04) D.Johnson left tackle to HST 29 for 9 yards (G.Hayes).
- 2-1-HST 29 (4:30) D.Johnson right tackle to JAX 42 for 29 yards (A.Ball, D.Gratz). R3
- 1-10-JAX 42 (3:49) D.Johnson up the middle to JAX 38 for 4 yards (A.Branch).
- 2-6-JAX 38 (3:16) D.Johnson left guard to JAX 33 for 5 yards (T.Alualu).
- 3-1-JAX 33 (2:40) C.Keenum up the middle to JAX 31 for 2 yards (P.Posluszny). R4
- 1-10-JAX 31 (2:06) B.Tate right tackle to JAX 31 for no gain (T.Alualu).

Two-Minute Warning

Timeout #1 by HST at 02:00.

- 2-10-JAX 31 (2:00) (Shotgun) C.Keenum sacked at JAX 40 for -9 yards (G.Hayes).
- 3-19-JAX 40 (1:23) (Shotgun) C.Keenum pass short left to D.Johnson to JAX 31 for 9 yards (P.Posluszny).
- Timeout #2 by HST at 00:33.
- 4-10-JAX 31 **(:33) R.Bullock 49 yard field goal is GOOD, Center-J.Weeks, Holder-S.Lechler.**

JAX 10 HST 3, 9 plays, 49 yards, 4:35 drive, 14:31 elapsed

R.Bullock kicks 70 yards from HST 35 to JAX -5. J.Todman, Touchback.

Jacksonville Jaguars at 0:29

- 1-10-JAX 20 (:29) (Shotgun) C.Henne pass short left to A.Sanders to JAX 26 for 6 yards (J.Mays).

Jacksonville Jaguars vs Houston Texans at Reliant Stadium

END OF QUARTER

END OF QUARTER	Score	Time	First Downs				Efficiencies	
		Poss	R	P	X	T	3 Down	4 Down
Jacksonville Jaguars	10	8:14	1	2	0	3	0/3	0/0
Houston Texans	3	6:46	2	0	0	2	1/4	0/0

Play By Play

Third Quarter

11/24/2013

HST elects to Receive, and JAX elects to defend the South goal.

J.Scobee kicks 69 yards from JAX 35 to HST -4. K.Martin to HST 15 for 19 yards (J.Thomas).

Houston Texans at 15:00, (1st play from scrimmage 14:54)

1-10-HST 15	(14:54) B.Tate left end to HST 12 for -3 yards (P.Posluszny).	
2-13-HST 12	(14:20) C.Keenum pass deep left to R.Griffin to HST 49 for 37 yards (G.Hayes).	P5
<u>1-10-HST 49</u>	(13:45) C.Keenum pass incomplete short left to A.Johnson (S.Marks).	
2-10-HST 49	(13:41) C.Keenum pass short right to G.Graham to JAX 43 for 8 yards (D.Gratz, R.Allen).	
3-2-JAX 43	(13:02) (Shotgun) D.Johnson up the middle to JAX 39 for 4 yards (P.Posluszny).	R6
<u>1-10-JAX 39</u>	(12:22) D.Johnson right end to JAX 27 for 12 yards (J.Cyprien).	R7
<u>1-10-JAX 27</u>	(11:41) C.Keenum pass short left to G.Graham to JAX 23 for 4 yards (J.Cyprien, G.Hayes).	
2-6-JAX 23	(10:58) D.Johnson left end to JAX 23 for no gain (S.Marks, P.Posluszny).	
3-6-JAX 23	(10:19) (Shotgun) C.Keenum pass short right to A.Johnson pushed ob at JAX 8 for 15 yards (D.Gratz).	P8
<u>1-8-JAX 8</u>	(9:56) D.Johnson right guard to JAX 4 for 4 yards (G.Hayes).	
2-4-JAX 4	(9:19) D.Johnson up the middle to JAX 2 for 2 yards (G.Hayes).	
3-2-JAX 2	(8:33) C.Keenum pass incomplete short right to D.Hopkins.	
4-2-JAX 2	(8:29) R.Bullock 20 yard field goal is GOOD, Center-J.Weeks, Holder-S.Lechler.	

JAX 10 HST 6, 13 plays, 83 yards, 6:34 drive, 6:34 elapsed

R.Bullock kicks 70 yards from HST 35 to JAX -5. J.Todman, Touchback.

Jacksonville Jaguars at 8:26

1-10-JAX 20	(8:26) C.Henne pass short right to M.Jones-Drew to JAX 33 for 13 yards (E.Mitchell) [J.Watt].	P9
<u>1-10-JAX 33</u>	(7:48) M.Jones-Drew left end to JAX 35 for 2 yards (J.Watt).	
2-8-JAX 35	(7:11) (Shotgun) C.Henne scrambles up the middle to JAX 40 for 5 yards (W.Mercilus).	
	Timeout #1 by JAX at 06:27.	
3-3-JAX 40	(6:27) (Shotgun) C.Henne pass short middle to C.Shorts to JAX 45 for 5 yards (J.Joseph).	P10
<u>1-10-JAX 45</u>	(5:55) J.Todman left end to JAX 48 for 3 yards (W.Mercilus).	
2-7-JAX 48	(5:21) M.Jones-Drew right guard to JAX 48 for no gain (J.Watt, B.Reed).	
	<i>PENALTY on JAX-C.Bradfield, Offensive Holding, 10 yards, enforced at JAX 48 - No Play.</i>	
2-17-JAX 38	(5:00) (Shotgun) C.Henne pass short left to C.Shorts pushed ob at JAX 47 for 9 yards (J.Mays).	
3-8-JAX 47	(4:36) (Shotgun) C.Henne pass short middle to J.Forsett to HST 44 for 9 yards (D.Sharpton).	P11
<u>1-10-HST 44</u>	(3:59) (Shotgun) C.Henne pass incomplete short right to K.Taylor (D.Swearingen).	
2-10-HST 44	<i>(3:59) PENALTY on JAX, Illegal Substitution, 5 yards, enforced at HST 44 - No Play.</i>	
2-15-HST 49	(3:55) C.Henne pass short left to J.Todman to HST 44 for 5 yards (J.Crick).	
3-10-HST 44	(3:15) (Shotgun) C.Henne pass incomplete short left to M.Jones-Drew [A.Smith].	
	<i>PENALTY on HST-A.Smith, Roughing the Passer, 15 yards, enforced at HST 44 - No Play.</i>	X12
<u>1-10-HST 29</u>	(3:11) J.Todman right end to HST 30 for -1 yards (J.Watt).	
2-11-HST 30	<i>(3:11) (Shotgun) PENALTY on JAX-U.Nwaneri, False Start, 5 yards, enforced at HST 30 - No Play.</i>	
2-16-HST 35	(2:10) (Shotgun) C.Henne pass short right to C.Harbor to HST 27 for 8 yards (D.Sharpton).	
3-8-HST 27	(1:32) (Shotgun) C.Henne sacked at HST 34 for -7 yards. FUMBLES, and recovers at HST 31. C.Henne to HST 31 for no gain (B.Reed).	
4-12-HST 31	(1:08) J.Scobee 49 yard field goal is BLOCKED (J.Watt), Center-C.Tinker, Holder-B.Anger, RECOVERED by HST-S.Keo at HST 26. S.Keo pushed ob at JAX 49 for 25 yards (B.Anger).	

Houston Texans at 0:57

1-10-JAX 49	(:57) D.Johnson left guard to JAX 47 for 2 yards (R.Allen).
2-8-JAX 47	(:22) C.Keenum pass short middle to G.Graham to JAX 40 for 7 yards (P.Posluszny, R.Allen).

END OF QUARTER

	Score	Time Poss	First Downs				Efficiencies	
			R	P	X	T	3 Down	4 Down
Jacksonville Jaguars	10	7:29	0	3	1	4	2/3	0/0
Houston Texans	6	7:31	2	2	0	4	2/3	0/0

Play By Play

Fourth Quarter

11/24/2013

Houston Texans continued.

- 3-1-JAX 40 (15:00) D.Johnson up the middle to JAX 40 for no gain (G.Hayes).
- 4-1-JAX 40 (14:13) D.Johnson right tackle to JAX 40 for no gain (R.Allen; P.Posluszny).
Houston challenged the first down ruling, and the play was Upheld. (Timeout #1 at 13:52.)

Jacksonville Jaguars at 13:44

- 1-10-JAX 40 (13:44) (Shotgun) Direct snap to D.Robinson. D.Robinson pass incomplete deep middle to C.Shorts (J.Joseph).
- 2-10-JAX 40 (13:42) M.Jones-Drew left tackle to JAX 45 for 5 yards (W.Mercilus).
- 3-5-JAX 45 (13:07) (Shotgun) C.Henne pass incomplete short left to C.Shorts (J.Joseph).
- 4-5-JAX 45 (13:02) B.Anger punts 35 yards to HST 20, Center-C.Tinker. K.Martin to HST 25 for 5 yards (C.Prosinski). (The Punt Hang Time Was 3.5 seconds.)

Houston Texans at 12:51

- 1-10-HST 25 (12:51) C.Keenum pass incomplete deep middle to A.Johnson [T.Alualu].
- 2-10-HST 25 (12:43) C.Keenum pass short middle to B.Tate to HST 27 for 2 yards (R.Allen, P.Posluszny).
- 3-8-HST 27 (11:59) (Shotgun) C.Keenum pass short left to G.Graham to HST 34 for 7 yards (M.Harris).
- 4-1-HST 34 (11:26) S.Lechler punts 53 yards to JAX 13, Center-J.Weeks. A.Sanders to JAX 23 for 10 yards (G.Jones). (The Punt Hang Time Was 4.5 seconds.)

Jacksonville Jaguars at 11:11

- 1-10-JAX 23 (11:11) M.Jones-Drew left guard to JAX 34 for 11 yards (D.Swearinger, J.Joseph). R13
- 1-10-JAX 34 (10:40) M.Jones-Drew up the middle to JAX 48 for 14 yards (S.Keo). R14
- 1-10-JAX 48 (10:09) J.Todman up the middle to 50 for 2 yards (D.Swearinger, E.Mitchell).
- 2-8-50 (9:28) (Shotgun) C.Henne pass short left to C.Shorts pushed ob at HST 34 for 16 yards (J.Joseph) [A.Smith]. P15
- 1-10-HST 34 (9:17) J.Todman left guard to HST 28 for 6 yards (D.Sharpton).
- 2-4-HST 28 (8:51) M.Jones-Drew left guard to HST 27 for 1 yard (J.Watt).
- 3-3-HST 27 (8:08) (Shotgun) C.Henne pass short left to M.Jones-Drew to HST 18 for 9 yards (J.Mays).
PENALTY on JAX-B.Meester, Illegal Use of Hands, 10 yards, enforced at HST 27 - No Play.
Timeout #2 by JAX at 07:33.
- 3-13-HST 37 (7:33) (Shotgun) J.Todman right end to HST 35 for 2 yards (D.Swearinger; D.Sharpton).
- 4-11-HST 35 **(6:50) J.Scobee 53 yard field goal is GOOD, Center-C.Tinker, Holder-B.Anger.**

JAX 13 HST 6, 8 plays, 42 yards, 4:27 drive, 8:16 elapsed
--

J.Scobee kicks 68 yards from JAX 35 to HST -3. K.Martin to HST 14 for 17 yards (N.Stupar).

*PENALTY on HST-E.Pleasant, Offensive Holding, 7 yards, enforced at HST 14.***Houston Texans at 6:44, (1st play from scrimmage 6:38)**

- 1-10-HST 7 (6:38) C.Keenum pass short left to B.Tate to HST 13 for 6 yards (P.Posluszny).
- 2-4-HST 13 (6:08) (Shotgun) C.Keenum pass short middle to B.Tate to HST 20 for 7 yards (P.Posluszny). P9
- 1-10-HST 20 (5:30) (No Huddle, Shotgun) C.Keenum pass incomplete deep middle to G.Graham (J.Cyprien).
- 2-10-HST 20 (5:22) (Shotgun) C.Keenum pass short right to D.Posey to HST 25 for 5 yards (M.Harris).
- 3-5-HST 25 (4:43) (Shotgun) C.Keenum pass incomplete short right to D.Hopkins.
- 4-5-HST 25 (4:37) S.Lechler punts 51 yards to JAX 24, Center-J.Weeks. A.Sanders pushed ob at JAX 26 for 2 yards (J.Tuggle). (The Punt Hang Time Was 4.8 seconds.)

Jacksonville Jaguars at 4:24

- 1-10-JAX 26 (4:24) M.Jones-Drew right end to JAX 27 for 1 yard (B.Reed; J.Watt).
- 2-9-JAX 27 (3:48) C.Henne pass short left to C.Shorts pushed ob at JAX 33 for 6 yards (J.Joseph).
- 3-3-JAX 33 (3:41) (Shotgun) C.Henne pass short right to K.Taylor to JAX 40 for 7 yards (B.McCain) [J.Watt]. P16
Timeout #2 by HST at 03:31.
- 1-10-JAX 40 (3:31) M.Jones-Drew right tackle to JAX 40 for no gain (J.Watt).
Timeout #3 by HST at 03:26.
- 2-10-JAX 40 (3:26) J.Todman left end to JAX 41 for 1 yard (D.Sharpton).
- 3-9-JAX 41 (2:42) M.Jones-Drew right tackle to JAX 41 for no gain (J.Watt).

Two-Minute Warning

- 4-9-JAX 41 (2:00) B.Anger punts 59 yards to end zone, Center-C.Tinker, Touchback. (The Punt Hang Time Was 5.4 seconds.)

Houston Texans at 1:50

- 1-10-HST 20 (1:50) (Shotgun) C.Keenum pass short middle to G.Graham to HST 26 for 6 yards (P.Posluszny).
- 2-4-HST 26 (1:31) (No Huddle, Shotgun) C.Keenum pass incomplete short middle to G.Graham (P.Posluszny).

Jacksonville Jaguars vs Houston Texans at Reliant Stadium

3-4-HST 26	(1:26) (Shotgun) C.Keenum pass short middle to A.Johnson to HST 47 for 21 yards (R.Allen).	P10
<u>1-10-HST 47</u>	(1:07) (No Huddle, Shotgun) C.Keenum pass short left to K.Martin to JAX 41 for 12 yards (P.Posluszny, J.Cyprien).	P11
<u>1-10-JAX 41</u>	(:52) C.Keenum spiked the ball to stop the clock.	
2-10-JAX 41	(:51) (Shotgun) C.Keenum pass incomplete deep right to D.Hopkins.	
3-10-JAX 41	(:45) (Shotgun) C.Keenum pass short left intended for K.Martin INTERCEPTED by R.Davis at JAX 36. R.Davis to JAX 44 for 8 yards (D.Brown).	

Jacksonville Jaguars at 0:34

1-10-JAX 44	(:34) C.Henne kneels to JAX 42 for -2 yards.
-------------	--

END OF QUARTER

	Score	Time Poss	First Downs				Efficiencies	
			R	P	X	T	3 Down	4 Down
Jacksonville Jaguars	13	8:28	2	2	0	4	1/4	0/0
Houston Texans	6	6:32	0	3	0	3	1/5	0/1

Miscellaneous Statistics Report

Jacksonville Jaguars vs Houston Texans

11/24/2013 at Reliant Stadium

Ten Longest Plays for Jacksonville Jaguars

Yards	Qtr	Play Start	Play Description
51	1	3-4-JAX 41	(12:38) (Shotgun) C.Henne pass short left to A.Sanders to HST 8 for 51 yards (B.Harris, S.Keo).
44	2	1-10-JAX 15	(11:58) M.Jones-Drew left end to HST 41 for 44 yards (S.Keo, B.McCain).
18	2	2-7-HST 38	(10:47) (Shotgun) C.Henne pass short left to M.Lewis to HST 20 for 18 yards (J.Mays).
16	1	3-2-JAX 42	(6:31) (Shotgun) C.Henne pass short middle to C.Shorts to HST 42 for 16 yards (S.Keo) [D.Sharpton].
16	4	2-8-50	(9:28) (Shotgun) C.Henne pass short left to C.Shorts pushed ob at HST 34 for 16 yards (J.Joseph) [A.Smith].
15	1	2-17-JAX 18	(14:20) (Shotgun) C.Henne pass short right to M.Jones-Drew to JAX 33 for 15 yards (D.Sharpton; D.Swearinger).
14	2	1-10-JAX 40	(7:27) C.Henne pass short left to M.Jones-Drew pushed ob at HST 46 for 14 yards (B.McCain) [J.Watt].
14	4	1-10-JAX 34	(10:40) M.Jones-Drew up the middle to JAX 48 for 14 yards (S.Keo).
13	3	1-10-JAX 20	(8:26) C.Henne pass short right to M.Jones-Drew to JAX 33 for 13 yards (E.Mitchell) [J.Watt].
11	1	3-8-JAX 32	(2:36) (Shotgun) C.Henne pass short left to C.Shorts to JAX 43 for 11 yards (J.Joseph).

Ten Longest Plays for Houston Texans

Yards	Qtr	Play Start	Play Description
37	3	2-13-HST 12	(14:20) C.Keenum pass deep left to R.Griffin to HST 49 for 37 yards (G.Hayes).
29	2	2-1-HST 29	(4:30) D.Johnson right tackle to JAX 42 for 29 yards (A.Ball, D.Gratz).
21	4	3-4-HST 26	(1:26) (Shotgun) C.Keenum pass short middle to A.Johnson to HST 47 for 21 yards (R.Allen).
15	3	3-6-JAX 23	(10:19) (Shotgun) C.Keenum pass short right to A.Johnson pushed ob at JAX 8 for 15 yards (D.Gratz).
13	1	1-10-HST 19	(10:53) B.Tate right end to HST 17 for -2 yards (T.Alualu).
12	3	1-10-JAX 39	(12:22) D.Johnson right end to JAX 27 for 12 yards (J.Cyprien).
12	4	1-10-HST 47	(1:07) (No Huddle, Shotgun) C.Keenum pass short left to K.Martin to JAX 41 for 12 yards (P.Posluszny, J.Cyprien).
9	2	1-10-HST 20	(5:04) D.Johnson left tackle to HST 29 for 9 yards (G.Hayes).
9	2	3-19-JAX 40	(1:23) (Shotgun) C.Keenum pass short left to D.Johnson to JAX 31 for 9 yards (P.Posluszny).
8	1	1-10-HST 32	(10:32) C.Keenum pass short right to D.Hopkins to HST 40 for 8 yards (J.Cyprien).

Touchdown Scoring Information

		Offense	Defense	Special Teams
VISITOR	Jacksonville Jaguars	1	0	0
HOME	Houston Texans	0	0	0

Player Scoring Information

Club	Player	TD	Rush TD	Rec TD	KO TD	Punt TD	Int TD	Fum TD	Misc TD	FG	XP	2Pt Rush	2Pt Rec	Sfty	Points
JAX	J.Scobee	0	0	0	0	0	0	0	0	2	1	0	0	0	7
JAX	M.Jones-Drew	0	1	0	0	0	0	0	0	0	0	0	0	0	6
HST	R.Bullock	0	0	0	0	0	0	0	0	2	0	0	0	0	6

Possession Detail

	First Half		Second Half		Game	
	Visitor	Home	Visitor	Home	Visitor	Home
Largest Lead	10	0	7	0	10	0
Drives Leading	6	0	5	0	11	0
Time of Possession Leading	13:41	0:00	15:57	0:00	29:38	0:00
Largest Deficit	0	-10	0	-7	0	-10
Drives Trailing	0	6	0	5	0	11
Time of Possession Trailing	0:00	12:16	0:00	14:03	0:00	26:19
Times Score Tied Up		0		0		0
Lead Changes		1		0		1



HOUSTON

TEXANS

vs.

JACKSONVILLE
JAGUARS



November 24, 2013 - Reliant Stadium - Houston, Texas - Noon CT

No.	Name	Pos.
4	Randy Bullock.....	K
7	Case Keenum.....	QB
8	Matt Schaub.....	QB
9	Shane Lechler.....	P
10	DeAndre Hopkins.....	WR
11	DeVier Posey.....	WR
13	T.J. Yates.....	QB
18	Lestar Jean.....	WR
21	Brice McCain.....	CB
24	Johnathan Joseph.....	CB
25	Kareem Jackson.....	CB
26	Brandon Harris.....	CB
27	Josh Victorian.....	CB
28	Dennis Johnson.....	RB
29	Jawanza Starling.....	FS
31	Shiloh Keo.....	FS
33	Greg Jones.....	FB
35	Eddie Pleasant.....	SS
36	D.J. Swearinger.....	S
39	Deji Karim.....	RB
43	Elbert Mack.....	CB
44	Ben Tate.....	RB
46	Jon Weeks.....	LS
50	Bryan Braman.....	OLB
51	Darryl Sharpton.....	ILB
52	Jeff Tarpinian.....	ILB
53	Joe Mays.....	ILB
54	Mike Mohamed.....	ILB
55	Chris Myers.....	C
57	Justin Tuggle.....	OLB
58	Brooks Reed.....	OLB
59	Whitney Mercilus.....	OLB
60	Ben Jones.....	G/C
66	Andrew Gardner.....	T
67	Cody White.....	G
68	Ryan Harris.....	T
74	Wade Smith.....	G
75	Derek Newton.....	T
76	Duane Brown.....	T
79	Brandon Brooks.....	G
80	Andre Johnson.....	WR
82	Keshawn Martin.....	WR
84	Ryan Griffin.....	TE
88	Garrett Graham.....	TE
89	Jake Byrne.....	TE
90	D.J. Smith.....	ILB
91	Ricky Sapp.....	OLB
92	Earl Mitchell.....	NT
93	Jared Crick.....	DE
94	Antonio Smith.....	DE
96	Tim Jamison.....	DE
97	Terrell McClain.....	NT
99	J.J. Watt.....	DE

Texans Offense

WR 80	Andre Johnson	82	Keshawn Martin
LT 76	Duane Brown	68	Ryan Harris
LG 74	Wade Smith	60	Ben Jones
C 55	Chris Myers	60	Ben Jones
RG 79	Brandon Brooks	67	Cody White
RT 75	Derek Newton	66	Andrew Gardner
TE 88	Garrett Graham	84	<u>Ryan Griffin</u>
WR 10	<u>DeAndre Hopkins</u>	11	<u>DeVier Posey</u>
QB 7	<u>Case Keenum</u>	8	Matt Schaub
FB 33	Greg Jones		
RB 44	Ben Tate	28	<u>Dennis Johnson</u>
		39	Deji Karim

Jaguars Defense

LDE 93	Tyson Alualu	94	Jeremy Mincey	59	<u>Ryan Davis</u>
DT 97	Roy Miller	91	<u>Abry Jones</u>		
DT 99	Sen'Derrick Marks	92	Brandon Deaderick		
LEO 58	Jason Babin	90	Andre Branch		
OLB 55	Geno Hayes	52	J.T. Thomas		
MLB 51	Paul Posluszny	54	<u>Nate Stupar</u>		
OLB 50	Russell Allen	53	<u>John Lotulelei</u>		
LCB 27	<u>Dwayne Gratz</u>	24	Will Blackmon	35	<u>Demetrius McCray</u>
RCB 23	Alan Ball	20	Mike Harris	29	Jamell Fleming
SS 37	<u>Johnathan Cyprien</u>	22	Winston Guy		
FS 26	<u>Josh Evans</u>	42	Chris Pronsinski		

Texans Specialists

PK 4	Randy Bullock		
P 9	Shane Lechler		
LS 46	Jon Weeks		
KR 82	Keshawn Martin	31	Shiloh Keo
PR 82	Keshawn Martin	31	Shiloh Keo
H 9	Shane Lechler		
Rookie and first-year players <u>underlined</u>			

Texans Pronunciation

Bryan Braman.....	BRAY-man
DeAndre Hopkins.....	D-Andre
Lestar Jean.....	Less-TAR JEEN
Deji Karim.....	DAY-jhee kuh-REEM
Shiloh Keo.....	SHY-lo K-yo
Keshawn Martin.....	KEY-shawn
Whitney Mercilus.....	MER-sih-lus
DeVier Posey.....	Duh-VEER PO-Z
Matt Schaub.....	SHOBB
D.J. Swearinger.....	SWEAR-in-jer
Jawanza Starling.....	juh-WAHN-zuh
Jeff Tarpinian.....	TAR-pin-e-an

TODAY'S OFFICIALS

Referee.....	Mike Carey (94)
Umpire.....	Chad Brown (31)
Head Linesman.....	Mark Baltz (26)
Line Judge.....	Tim Podraza (47)
Field Judge.....	Mike Weir (50)
Side Judge.....	Doug Rosenbaum (67)
Back Judge.....	Greg Wilson (119)
Replay Official.....	Dale Hamer
Replay Assistant.....	Russell Yurk

Jaguars Pronunciation

Tyson Alualu.....	AH-lu AH-lu
Brandon Deaderick.....	DEAD-uh-rick
Justin Forsett.....	For-SET
Luke Joeckel.....	JOKE-ul
John Lotulelei.....	Low-TOO-lay-lay
Uche Nwaneri.....	OO-chay wah-NEHR-ee
Austin Pasztor.....	PAZ-tor
Paul Posluszny.....	puz-LUZ-nee
Allen Reiser.....	RISE-ner
Josh Scobee.....	SKO-bee
Will Ta'ufu'ou.....	tau-FOE-oh
Jordan Todman.....	TODD-mun

Texans Defense

DE 99	J.J. Watt	93	Jared Crick
NT 92	Earl Mitchell	97	Terrell McClain
DE 94	Antonio Smith	96	Tim Jamison
SLB 58	Brooks Reed	57	<u>Justin Tuggle</u>
ILB 51	Darryl Sharpton	54	Mike Mohamed
ILB 53	Joe Mays	52	Jeff Tarpinian
WLB 59	Whitney Mercilus	50	Bryan Braman
LCB 25	Kareem Jackson	21	Brice McCain
RCB 24	Johnathan Joseph	26	Brandon Harris
SS 36	<u>D.J. Swearinger</u>	35	Eddie Pleasant
FS 31	Shiloh Keo	29	<u>Jawanza Starling</u>

Jaguars Offense

WR 84	Cecil Shorts III	15	Stephen Burton	83	Stephen Williams
LT 78	Cameron Bradfield	74	Sam Young		
LG 65	Will Rackley	66	Jacques McClendon		
C 63	Brad Meester	60	Mike Brewster		
RG 77	Uche Nwaneri	66	Jacques McClendon		
RT 67	<u>Austin Pasztor</u>	74	Sam Young		
TE 89	Mercedes Lewis	86	Clay Harbor	88	Danny Noble
WR 12	<u>Mike Brown</u>	18	<u>Ace Sanders</u>	13	<u>Kerry Taylor</u>
				16	<u>Denard Robinson</u>
QB 7	Chad Henne	11	Blaine Gabbert	2	Ricky Stanzi
FB 45	Will Ta'ufu'ou			16	<u>Denard Robinson</u>
RB 32	Maurice Jones-Drew	16	<u>Denard Robinson</u>		
		21	Justin Forsett		
		30	<u>Jordan Todman</u>		

Jaguars Specialists

K 10	Josh Scobee		
P 19	Bryan Anger		
LS 46	<u>Carson Tinker</u>		
KR 30	<u>Jordan Todman</u>	16	<u>Denard Robinson</u>
PR 18	<u>Ace Sanders</u>	24	Will Blackmon
H 19	Bryan Anger		
15	Stephen Burton		
Rookie and first-year players <u>underlined</u>			

No.	Name	Pos.
2	Ricky Stanzi.....	QB
7	Chad Henne.....	QB
10	Josh Scobee.....	K
11	Blaine Gabbert.....	QB
12	Mike Brown.....	WR
13	Kerry Taylor.....	WR
15	Stephen Burton.....	WR
16	Denard Robinson.....	WR
18	Ace Sanders.....	WR/PR
19	Bryan Anger.....	P
20	Mike Harris.....	CB
21	Justin Forsett.....	RB
22	Winston Guy.....	S
23	Alan Ball.....	CB
24	Will Blackmon.....	CB
26	Josh Evans.....	S
27	Dwayne Gratz.....	CB
29	Jamell Fleming.....	CB
30	Jordan Todman.....	RB
32	Maurice Jones-Drew.....	RB
35	Demetrius McCray.....	CB
37	Johnathan Cyprien.....	S
42	Chris Pronsinski.....	S
45	Will Ta'ufu'ou.....	FB
46	Carson Tinker.....	LS
50	Russell Allen.....	LB
51	Paul Posluszny.....	LB
52	J.T. Thomas.....	LB
53	John Lotulelei.....	LB
54	Nate Stupar.....	LB
55	Geno Hayes.....	LB
58	Jason Babin.....	DE
59	Ryan Davis.....	DE
60	Mike Brewster.....	G/C
63	Brad Meester.....	C
65	Will Rackley.....	G/C
66	McClendon, Jacques.....	G
67	Austin Pasztor.....	G
74	Sam Young.....	OT
77	Uche Nwaneri.....	G
78	Cameron Bradfield.....	OL
83	Stephen Williams.....	WR
84	Cecil Shorts III.....	WR
86	Clay Harbor.....	TE
88	Danny Noble.....	TE
89	Mercedes Lewis.....	TE
90	Andre Branch.....	DE
91	Abry Jones.....	DT
92	Brandon Deaderick.....	DT
93	Tyson Alualu.....	DE
94	Jeremy Mincey.....	DL
97	Roy Miller.....	DT
99	Sen'Derrick Marks.....	DT

TEXANS				
No.	Name	Pos.		
50	Braman, Bryan.....	OLB		
79	Brooks, Brandon.....	G		
76	Brown, Duane.....	T		
4	Bullock, Randy.....	K		
89	Byrne, Jake.....	TE		
93	Crick, Jared.....	DE		
66	Gardner, Andrew.....	T		
88	Graham, Garrett.....	TE		
84	Griffin, Ryan.....	TE		
26	Harris, Brandon.....	CB		
68	Harris, Ryan.....	T		
10	Hopkins, DeAndre.....	WR		
25	Jackson, Kareem.....	CB		
96	Jamison, Tim.....	DE		
18	Jean, Lestar.....	WR		
80	Johnson, Andre.....	WR		
28	Johnson, Dennis.....	RB		
60	Jones, Ben.....	G/C		
33	Jones, Greg.....	FB		
24	Joseph, Johnathan.....	CB		
39	Karim, Deji.....	RB		
7	Keenum, Case.....	QB		
31	Keo, Shiloh.....	FS		
9	Lechler, Shane.....	P		
43	Mack, Elbert.....	CB		
82	Martin, Keshawn.....	WR		
53	Mays, Joe.....	ILB		
21	McCain, Brice.....	CB		
97	McClain, Terrell.....	NT		
59	Mercilus, Whitney.....	OLB		
92	Mitchell, Earl.....	NT		
54	Mohamed, Mike.....	ILB		
55	Myers, Chris.....	C		
75	Newton, Derek.....	T		
35	Pleasant, Eddie.....	SS		
11	Posey, DeVier.....	WR		
58	Reed, Brooks.....	OLB		
91	Sapp, Ricky.....	OLB		
8	Schaub, Matt.....	QB		
51	Sharpton, Darryl.....	ILB		
94	Smith, Antonio.....	DE		
90	Smith, D.J.....	ILB		
74	Smith, Wade.....	G		
29	Starling, Jawanza.....	FS		
36	Swearingner, D.J.....	SS		
52	Tarpinian, Jeff.....	ILB		
44	Tate, Ben.....	RB		
57	Tuggle, Justin.....	OLB		
27	Victorian, Josh.....	CB		
99	Watt, J.J.....	DE		
46	Weeks, Jon.....	LS		
67	White, Cody.....	G		
13	Yates, T.J.....	QB		

RESERVE/INJURED	
16	Bonner, Alan.....WR
34	Bouye, A.J.....CB
56	Cushing, Brian.....ILB
81	Daniels, Owen*.....TE
23	Foster, Arian.....RB
62	Frierson, Evan.....ILB
17	Lemon, Alec.....WR
38	Manning, Denial.....SS
77	Quessenberry, David.....G
73	Williams, Brennan.....T
54	Williams, Trevardo.....OLB
* - Designated for Return	

HOUSTON TEXANS				
No.	Name	Pos.	HT.	WT.
4	Randy Bullock	K	5-9	206
7	Case Keenum	QB	6-1	205
8	Matt Schaub	QB	6-5	235
9	Shane Lechler	P	6-2	237
10	DeAndre Hopkins	WR	6-1	218
11	DeVier Posey	WR	6-1	210
13	T.J. Yates	QB	6-4	217
18	Lestar Jean	WR	6-3	202
21	Brice McCain	CB	5-9	187
24	Johnathan Joseph	CB	5-11	188
25	Kareem Jackson	CB	5-10	188
26	Brandon Harris	CB	5-10	189
27	Josh Victorian	CB	5-10	190
28	Dennis Johnson	RB	5-7	193
29	Jawanza Starling	FS	6-1	206
31	Shiloh Keo	FS	5-11	208
33	Greg Jones	FB	6-1	251
35	Eddie Pleasant	SS	5-10	210
36	D.J. Swearingner	S	5-10	208
39	Deji Karim	RB	5-8	209
43	Elbert Mack	CB	5-10	175
44	Ben Tate	RB	5-11	217
46	Jon Weeks	LS	5-10	246
50	Bryan Braman	OLB	6-5	241
51	Darryl Sharpton	ILB	5-11	235
52	Jeff Tapinian	ILB	6-3	240
53	Joe Mays	ILB	5-11	244
54	Mike Mohamed	ILB	6-3	238
55	Chris Myers	C	6-4	286
57	Justin Tuggle	OLB	6-3	249
58	Brooks Reed	OLB	6-3	254
59	Whitney Mercilus	OLB	6-4	258
60	Ben Jones	G/C	6-3	308
66	Andrew Gardner	T	6-6	308
67	Cody White	G	6-3	303
68	Ryan Harris	T	6-5	302
74	Wade Smith	G	6-4	295
75	Derek Newton	T	6-6	313
76	Duane Brown	T	6-4	303
79	Brandon Brooks	G	6-5	335
80	Andre Johnson	WR	6-3	230
82	Keshawn Martin	WR	5-11	194
84	Ryan Griffin	TE	6-6	254
88	Garrett Graham	TE	6-3	243
89	Jake Byrne	TE	6-4	258
90	D.J. Smith	ILB	5-11	239
91	Ricky Sapp	OLB	6-4	252
92	Earl Mitchell	NT	6-3	300
93	Jared Crick	DE	6-4	285
94	Antonio Smith	DE	6-4	290
96	Tim Jamison	DE	6-3	287
97	Terrell McClain	NT	6-2	293
99	J.J. Watt	DE	6-5	289

HEAD COACH: Gary Kubiak

ASSISTANT COACHES: Bill Kollar (Asst. Head Coach/Defensive Line); Rick Dennison (Offensive Coordinator); Joe Marciano (Special Teams Coordinator); Wade Phillips (Defensive Coordinator); John Benton (Offensive Line); Perry Carter (Asst. Defensive Backs); Karl Dorrell (Quarterbacks); Dan Hemmersmidt (Offensive Assistant); Chick Harris (Running Backs); Reggie Herring (Linebackers); Vance Joseph (Defensive Backs); Bobby King (Assistant Linebackers); Larry Kirksey (Wide Receivers); Bob Ligashesky (Asst. Special Teams); Marc Lubick (Assistant Wide Receivers); Brian Pariani (Tight Ends); Jim Ryan (Assistant Offensive Line); Matt Schlotz (Asst. Strength & Conditioning); Cedric Smith (Head Strength & Conditioning); Jeff Zgonina (Asst. Defensive Line).

JACKSONVILLE JAGUARS				
No.	Name	Pos.	HT.	WT.
2	Ricky Stanzl	QB	6-4	228
7	Chad Henne	QB	6-3	230
10	Josh Scobee	K	6-1	210
11	Blaine Gabbert	QB	6-4	235
12	Mike Brown	WR	5-10	200
13	Kerry Taylor	WR	6-0	200
15	Stephen Burton	WR	6-1	224
16	Denard Robinson	WR	6-0	197
18	Ace Sanders	WR/PR	5-7	178
19	Bryan Anger	P	6-3	202
20	Mike Harris	CB	5-10	188
21	Justin Forsett	RB	5-8	194
22	Winston Guy	S	6-1	218
23	Alan Ball	CB	6-2	197
24	Will Blackmon	CB	6-0	210
26	Josh Evans	S	6-0	205
27	Dwayne Gratz	CB	5-11	201
29	Jamell Fleming	CB	5-11	206
30	Jordan Todman	RB	5-10	198
32	Maurice Jones-Drew	RB	5-7	210
35	Demetrius McCray	CB	6-0	185
37	Johnathan Cyprien	S	6-0	217
42	Chris Prosinski	S	6-1	208
45	Will Tafo'ou	FB	5-11	247
46	Carson Tinker	LS	6-0	233
50	Russell Allen	LB	6-3	238
51	Paul Posluszny	LB	6-2	242
52	J.T. Thomas	LB	6-1	236
53	John Lotulelei	LB	5-11	233
54	Nate Stupar	LB	6-2	240
55	Geno Hayes	LB	6-1	226
58	Jason Babin	DE	6-3	267
59	Ryan Davis	DE	6-2	260
60	Mike Brewster	G/C	6-4	305
63	Brad Meester	C	6-3	292
65	Will Rackley	G/C	6-3	310
66	McClendon, Jacques	G	6-3	324
67	Austin Pasztor	G	6-7	308
74	Sam Young	OT	6-8	316
77	Uche Nwaneri	G	6-3	310
78	Cameron Bradford	OL	6-4	308
83	Stephen Williams	WR	6-5	208
84	Cecil Shorts III	WR	6-0	202
86	Clay Harbor	TE	6-3	255
88	Danny Noble	TE	6-5	248
89	Marcedes Lewis	TE	6-6	272
90	Andre Branch	DE	6-5	265
91	Aby Jones	DT	6-4	312
92	Brandon Deaderick	DT	6-4	305
93	Tyson Alualu	DE	6-3	295
94	Jeremy Mincey	DL	6-4	265
97	Roy Miller	DT	6-2	310
99	Sen'Derrick Marks	DT	6-2	294

HEAD COACH: Gus Bradley

ASSISTANT COACHES: Bob Babich (Defensive Coordinator); Jedd Fisch (Offensive Coordinator); Mike Mallory (Special Teams Coordinator); Brandon Blaney (Defensive Assistant); Luke Bulkus (Assistant Offensive Line); Mark Duffner (Linebackers); Alex Hampton (Strength Assistant); Jess Langvardt (Strength Assistant); Ron Middleton (Tight Ends/Assistant Special Teams); Tom Mysinski (Strength and Conditioning Coordinator); Terry Richardson (Running Backs); Mike Rutenberg (Assistant Defensive Back); Frank Seflo (Quarterbacks); Cedric Scott (Strength Assistant); Matthew Smiley (Assistant Special Teams); Tony Sorrentino (Offensive Quality Control); Jerry Sullivan (Wide Receivers); DeWayne Walker (Defensive Backs); Todd Wash (Defensive Line); Tyler Wolf (Assistant To Head Coach); George Yarno (Offensive Line).

JAGUARS				
No.	Name	Pos.		
50	Allen, Russell	LB		
93	Alualu, Tyson	DE		
19	Anger, Bryan	P		
58	Babin, Jason	DE		
23	Ball, Alan	CB		
24	Blackmon, Will	CB		
78	Bradfield, Cameron	OL		
90	Branch, Andre	DE		
60	Brewster, Mike	G/C		
12	Brown, Mike	WR		
15	Burton, Stephen	WR		
37	Cyprien, Johnathan	S		
59	Davis, Ryan	DE		
92	Deaderick, Brandon	DT		
26	Evans, Josh	S		
29	Fleming, Jamell	CB		
21	Forsett, Justin	RB		
11	Gabbert, Blaine	QB		
27	Gratz, Dwayne	CB		
22	Guy, Winston	S		
86	Harbor, Clay	TE		
20	Harris, Mike	CB		
55	Hayes, Geno	LB		
7	Henne, Chad	QB		
91	Jones, Abry	DT		
32	Jones-Drew, Maurice	RB		
89	Lewis, Marcedes	TE		
53	Lotulelei, John	LB		
99	Marks, Sen'Derrick	DT		
66	McClendon, Jacques	G		
55	McCray, Demetrius	CB		
63	Meester, Brad	C		
97	Miller, Roy	DT		
94	Mincey, Jeremy	DL		
88	Noble, Danny	TE		
77	Nwaneri, Uche	G		
67	Pasztor, Austin	G		
51	Posluszny, Paul	LB		
42	Poslinski, Chris	S		
65	Rackley, Will	G/C		
16	Robinson, Denard	WR		
18	Sanders, Ace	WR/PR		
10	Scobee, Josh	K		
84	Shorts III, Cecil	WR		
2	Stanzi, Ricky	QB		
54	Stupar, Nate	LB		
13	Taylor, Kerry	WR		
45	Ta'ufou, Will	FB		
52	Thomas, J.T.	LB		
46	Tinker, Carson	LS		
30	Todman, Jordan	RB		
83	Williams, Stephen	WR		
74	Young, Sam	OT		

RESERVE/INJURED	
31	Harris, Jeremy.....CB
76	Joekel, Luke.....OT
61	Milhim, Stephane.....G
15	Price, Taylor.....WR
87	Reisner, Allen*.....TE
* - Designated for Return	
RESERVE/SUSPENDED	
14	Blackmon, Justin.....WR
56	Reynolds, LaRoy.....LB



2013 MISCELLANEOUS STATISTICS

The Last Time	M2
Highs and Lows	M3
Record When.....	M4
Season Totals.....	M4
Drive Engineering	M5
Down Efficiency	M5
Interceptions/Fumbles	M5
Sacks.....	M6
NFL Rankings.....	M6
Inactives.....	M6
Team Captains	M6
Turnovers	M6
Turnover/Takeaway Results	M7
Drive Charts	M8-10
Coaches' Challenges	M11
NFL Standings/Results/Schedule	M12

THE LAST TIME...

Game #12 • Houston Texans vs. New England Patriots • Sunday, Dec. 1, 2013

BY TEXANS

BY OPPONENT

501, at Detroit (296 passing, 205 rushing), 11/22/12	500 TOTAL NET YARDS	525, at Detroit (419 passing, 106 rushing), 11/22/12
231, Arian Foster vs. Indianapolis, 9/12/10	200 YARDS RUSHING	211, Larry Johnson vs. Kansas City, 11/20/05
165, Arian Foster vs. Indianapolis, 12/16/12	150 YARDS RUSHING	150, Rashad Jennings vs. Oakland, 11/17/13
141, Arian Foster vs. St. Louis, 10/13/13	100 YARDS RUSHING	105, Vick Ballard vs. Indianapolis, 12/16/12
527, Matt Schaub vs. Jacksonville, 11/18/12	400 YARDS PASSING	441, Matthew Stafford at Detroit, 11/22/12
350, Case Keenum vs. Indianapolis, 11/3/13	300 YARDS PASSING	309, Jake Locker at Tennessee, 12/2/12
229, Andre Johnson vs. Indianapolis, 11/3/13	200 YARDS RECEIVING	236, Justin Blackmon vs. Jacksonville, 11/18/12
151, Andre Johnson vs. Indianapolis, 12/16/12	150 YARDS RECEIVING	163, Austin Collie vs. Indianapolis, 9/12/10
Garrett Graham (136) / Andre Johnson (116), vs. Oakland, 11/17/13	100 YARDS RECEIVING	121, T.Y. Hilton at Indianapolis, 11/3/13
5, Matt Schaub vs. Jacksonville, 11/18/12	FIVE TOUCHDOWN PASSES	6, Aaron Rodgers vs. Green Bay, 10/14/12
4, Matt Schaub at Denver, 9/23/12	FOUR TOUCHDOWN PASSES	4, Phillip Rivers at San Diego, 9/9/13
3, Case Keenum at Arizona, 11/10/13	THREE TOUCHDOWN PASSES	3, Andrew Luck vs. Indianapolis, 11/3/13
2, T.J. Yates vs. St. Louis, 10/13/13	THROW TWO+ INTERCEPTIONS	3, Jake Locker at Tennessee, 12/2/12
3, Andre Johnson vs. Indianapolis, 11/3/13	THREE TOUCHDOWN RECEPTIONS	3, T.Y. Hilton vs. Indianapolis, 11/3/13
2, Andre Johnson at Arizona, 11/10/13	TWO TOUCHDOWN RECEPTIONS	2, Eddie Royal at San Diego, 9/9/13
Never Happened	FOUR TOUCHDOWNS RUSHING	4, Shaun Alexander at Seattle, 10/16/05
3, Arian Foster vs. Indianapolis, 9/12/10	THREE TOUCHDOWNS RUSHING	3, Maurice Jones-Drew vs. Jacksonville, 9/27/09
2, Arian Foster at Detroit, 11/22/12	TWO TOUCHDOWNS RUSHING	2, Maurice Jones-Drew at Jacksonville, 11/14/10
3.0, J.J. Watt vs. Indianapolis, 12/16/12	THREE SACKS	3.0, DeMarcus Ware vs. Dallas, 9/26/10
18 yards, Brian Cushing at San Diego, 9/9/13	INTERCEPTION RETURNED FOR TOUCHDOWN	98 yards, Alec Ogletree vs. St. Louis, 10/13/13
Wade Smith, recovered in end zone, at Baltimore, 10/16/11	FUMBLE RETURNED FOR TOUCHDOWN	6 yards, Matt Shaughnessy at Arizona, 11/10/13
18-yard INT return, Brian Cushing at San Diego, 9/9/13	DEFENSIVE TOUCHDOWN	6-yard fumble return, Matt Shaughnessy at Arizona, 11/10/13
Shayne Graham, 5-6, vs. Indianapolis, 12/16/12	FIVE-OR-MORE FIELD GOALS	Billy Cundiff 5-5 at Baltimore, 10/16/11
Neil Rackers, 4-4, at New Orleans, 9/25/11	FOUR FIELD GOALS	Adam Vinatieri 4-5 at Indianapolis, 12/22/11
J.J. Watt, blocked kick by Josh Scobee vs. Jacksonville, 11/24/13	FIELD GOAL BLOCKED	Justin Bethel blocked kick by Randy Bullock at Arizona, 11/10/13
Never Happened	FG BLOCKED/MISSED AND RETURNED FOR TD	Never Happened
Bryan Braman blocked punt by Pat McAfee vs. Indianapolis, 12/16/12	PUNT BLOCKED	Rocky Boiman blocked punt by Chad Stanley vs. Tennessee, 12/29/02
Bryan Braman blocked and recovered punt by Pat McAfee vs. Indianapolis, 12/16/12	PUNT BLOCKED AND RETURNED FOR TD	Never Happened
95 yards, Jacoby Jones vs. Oakland, 10/4/09	KICKOFF RETURNED FOR TOUCHDOWN	101 yards, Deji Karim at Indianapolis, 12/30/12
87 yards, Keshawn Martin vs. Oakland, 11/17/13	PUNT RETURNED FOR TOUCHDOWN	82 yards, Tandon Doss at Baltimore, 9/22/13
Michael Boulware blocked PAT by John Carney at Jacksonville, 10/14/07	PAT BLOCKED	Albert Haynesworth blocked PAT by Neil Rackers at Tampa Bay, 11/13/11
Kris Brown missed PAT vs. New England, 1/3/10	MISSED PAT	John Carney PAT blocked by Michael Boulware at Jacksonville, 10/14/07
Arian Foster rush vs. Tennessee, 9/15/13	TWO POINT CONVERSION MADE	Andrew Luck to Coby Fleener, vs. Indianapolis, 11/3/13
Snap over head of Jake Delhomme vs. Tennessee, 1/1/12	TWO POINT CONVERSION FAILED	Andrew Luck incomplete pass to Griff Whalen, vs. Indianapolis, 11/3/13
Joe Mays tackled of Chris Johnson vs. Tennessee, 9/15/13	SAFETY SCORED	Elvis Dumervil sack of Matt Schaub at Denver, 9/23/12
43, vs. Jacksonville, 11/18/12	SCORED 40 POINTS	42, at New England, 12/10/12
30-24, vs. Tennessee, 9/15/13	WON OVERTIME GAME	20-23, vs. Seattle, 9/29/13
20-0, vs. Tennessee, 11/28/10	SHUTOUT	0-27, at Jacksonville, 12/7/03

HIGHS AND LOWS / RECORD WHEN

Game #12 • Houston Texans vs. New England Patriots • Sunday, Dec. 1, 2013

TEAM SEASON HIGHS AND LOWS

	Texans		Opponents	
	High	Low	High	Low
Points	31 at SD	3 at SF	38 vs. STL	17 at KC
First Downs	29 vs. SEA	11 vs. JAX	20 at KC	12 vs. OAK
Total Offense	483 vs. IND	218 vs. JAX	357 at KC	216 vs. STL
Net Yards Rushing	172 vs. TEN	73 at KC	179 vs. SEA	62 at ARZ
Net Yards Passing	340 vs. IND	141 vs. JAX	245 vs. IND	91 vs. SEA
Offensive Plays	88 vs. SEA	54 at KC	68 at KC	41 vs. STL
Rushing Attempts	35 vs. SEA	21, 3x, last vs. JAX	36 at SF	14 vs. IND
Pass Attempts	49 vs. SEA/vs. OAK	25 at KC	40 vs. IND	15 at SF
Pass Completions	34 at SD	15 at KC	23 at KC, vs. OAK	6 at SF
Passes Had Intercepted	3 at SF	0, 3x, last at ARZ	1, 4x, last at ARZ	0, 7x, last vs. JAX
Sacks Allowed	5 vs. STL/at KC	1 at SF, vs. IND	5 vs. SEA	0 vs. STL
Fumbles	3 vs. STL/vs. OAK	0, 3x, last vs. JAX	3 vs. SEA	0, 3x, last vs. IND
Fumbles Lost	2 vs. STL	0, 4x, last vs. JAX	2 at ARZ	0, 6x, last vs. JAX
Total Turnovers	4, at SF/vs. STL	0, vs. IND	3 at ARZ	0, 5x, last vs. JAX
Penalties	14 at BAL	2 vs. JAX	10 at BAL	3 at SF, vs. IND
Yards Penalized	113 at BAL	22 vs. JAX	87 at BAL	15 vs. IND
Time of Possession	39:53 vs. SEA	26:19 vs. JAX	33:41 vs. JAX	23:29 at SD
Defensive Interceptions	1, 4x, last at ARZ	0, 7x, last vs. JAX	3 at SF	0 at KC, vs. IND
Total Takeaways	3 at ARZ	0, 7x, last vs. JAX	4 at SF	0 vs. IND
Drive (Plays)	90 (6) vs. SEA	-18 (3) at KC	99 (9) at SD	-15 (4) at SD
Third-Down Conversions	6, 7x, last at ARZ	2 vs. OAK	8 at BAL	3, 3x, last at ARZ

INDIVIDUAL SEASON HIGHS

	Texans		Opponents	
Yards Rushing	141, A. Foster vs. STL		150, R. Jennings vs. OAK	
Rushing Attempts	27, A. Foster vs. SEA		25, C. Johnson vs. TEN	
Rushing TDs	1, A. Foster vs. TEN		1, 7x, last: R. Jennings vs. OAK	
Receptions	12, A. Johnson at SD		8, C. Shorts vs. OAK	
Yards Receiving	229, A. Johnson vs. IND		121, T. Hilton vs. IND	
Receiving TDs	3, A. Johnson vs. IND		3, T. Hilton vs. IND	
Combined Yards	220, A. Johnson vs. IND		148, R. Jennings vs. OAK	
All-Purpose Yards	220, A. Johnson vs. IND		148, R. Jennings vs. OAK	
Yards Passing	355, M. Schaub vs. SEA		271, A. Luck vs. IND	
Pass Attempts	49, M. Schaub vs. SEA		40, A. Luck vs. IND	
Pass Completions	34, M. Schaub at SD		23, C. Henne vs. JAX	
TD Passes	3, 4x, Schaub (SD/TEN), Keenum (IND/ARZ)		4, P. Rivers at SD	
Interceptions Thrown	3, M. Schaub at SF		1, 4x, last C. Palmer at ARZ	
Longest Run	60, B. Tate vs. TEN		80, R. Jennings vs. OAK	
Longest Pass Completion	62, C. Keenum vs. IND		64, C. Kaepernick at SF	
Longest Kickoff Return	49, K. Martin at SF		42, F. Whittaker at SD	
Longest Punt Return	87, K. Martin vs. OAK		82, T. Doss at BAL	
Longest INT Return	18, B. Cushing at SD		98, A. Ogletree vs. STL	
Longest Punt	61, S. Lechler vs. SEA		64, M. King vs. OAK	
Longest Field Goal	51, R. Bullock vs. OAK		53, J. Scobee, vs. JAX	
Touchdowns Scored	3, A. Johnson vs. IND		3, T. Hilton vs. IND	
Points Scored	18, A. Johnson vs. IND		18, T. Hilton vs. IND	

HOUSTON TEXANS RECORD WHEN...

Category	2013 Season	All-Time	Kubiak Era
	W-L	W-L	W-L
Texans at Reliant Stadium	1-5	46-48	36-26
Texans on the road	1-4	33-60	25-36
Texans on grass	2-8	72-28	55-44
Texans on artificial turf	0-1	7-30	6-18
Texans in a dome	0-0	2-11	2-5
Reliant Stadium roof open	0-1	23-19	15-7
Reliant Stadium roof closed	1-4	23-29	21-19
Texans score first	1-3	53-37	42-25
Opponent scores first	1-6	27-69	18-38
Texans score on first possession	1-4	32-29	27-23
Texans score 20+ points	2-4	64-40	52-28
Texans score less than 20 points	0-5	15-68	9-34
Texans allow 20+ points	2-7	24-95	20-58
Texans allow less than 20 points	0-2	55-13	41-4
Texans lead after 1st quarter	0-2	43-25	36-19
Texans trail after 1st quarter	0-6	19-66	13-36
Score tied after 1st quarter	2-1	17-17	11-8
Texans lead at halftime	0-4	51-26	42-17
Texans trail at halftime	2-5	21-76	13-43
Score tied at halftime	0-0	7-6	5-3
Texans lead after 3rd quarter	1-2	58-19	45-14
Texans trail after 3rd quarter	1-7	12-78	9-45
Score tied after 3rd quarter	0-0	9-11	6-4
Game goes to overtime	1-1	4-8	4-4
Texans have + turnover ratio	0-2	49-16	36-9
Texans have - turnover ratio	1-6	15-70	14-41
Turnover ratio even	1-1	15-22	11-12
Texans have 30:00+ TOP	2-5	65-35	52-24
Texans have less than 30:00 TOP	0-4	14-73	9-38
Matt Schaub starts at QB	2-4	46-40	46-40
Texans have 100-yard rusher	0-2	29-19	25-11
Texans have 300 net passing yards	1-3	10-18	10-16
Texans have 1 100-yard receiver	2-3	31-30	28-21
Texans have 2 100-yard receivers	0-1	2-5	2-3
Andre Johnson has 100+ yards receiving	1-3	25-23	23-16
Texans win coin toss	2-3	44-59	34-29
Texans lose coin toss	0-6	35-49	27-33
Texans wearing Blue jerseys	1-4	31-35	26-21
Texans wearing White jerseys	1-4	39-67	29-37
Texans wearing Red jerseys	0-1	9-6	6-4
Texans wearing All-White	1-0	5-4	5-4
Texans wearing All-Blue	0-1	3-5	3-5
Texans wearing All-Red	0-0	2-2	2-2
In September	2-2	17-23	13-14
In October	0-3	21-24	16-14
In November	0-4	18-30	13-18
In December	0-0	21-28	17-15
In January	0-0	2-3	2-1
On Sunday Night	0-2	2-6	1-3
On Thursday Night	0-0	1-2	1-2
On Monday Night	1-0	3-4	3-4
Kickoff is 12:00 CT	1-5	60-77	45-45
Kickoff is 3:00/3:05/3:15/3:25 CT	0-2	15-14	9-7
Kickoff is in Prime Time	1-2	6-12	5-9
vs. AFC South overall	1-2	26-43	20-25
vs. AFC South at home	1-2	17-19	14-10
vs. AFC South on the road	0-0	9-24	6-15
vs. AFC	2-4	58-77	47-43
vs. AFC North	0-1	10-14	8-6
vs. AFC East	0-0	12-11	9-6
vs. AFC West	1-2	11-12	9-7
vs. NFC	0-2	20-26	14-16
vs. NFC East	0-0	3-9	1-7
vs. NFC South	0-0	7-5	5-3
vs. NFC North	0-0	6-6	5-3
vs. NFC West	0-4	4-8	3-5

Game #12 • Houston Texans vs. New England Patriots • Sunday, Dec. 1, 2013

TEXANS SEASON TOTALS

	1st Downs				Total Offense								INTs by Hou.				Punts		Punt Returns					KO Returns				Pen		Fum		Scoring						Time Pos
	T	R	Pa	Pe	Yd	Ru	At	Pa	Sk-Yd	A	C	I	N	Yd	Lg	Td	N	Avg	N	Yd	FC	Lg	TD	N	Yd	Lg	TD	N	Yd	N	Lt	R	P	Rt	PAT	FG	S	
at SD	26	5	19	2	449	120	28	329	2-17	45	34	1	1	18	18	1	3	45.0	3	21	1	9	0	4	116	46	0	7	73	0	0	0	3	1	3	1	0	36:31
vs. TEN	25	9	15	1	452	172	28	280	2-18	48	26	2	0	0	0	0	7	48.3	5	9	1	4	0	4	104	34	0	5	40	0	0	1	3	0	4	0	1	33:14
at BAL	18	5	11	2	264	94	23	170	3-24	35	25	1	0	0	0	0	5	50.4	2	18	1	11	0	2	55	29	0	14	113	0	0	0	0	0	0	3	0	30:26
vs. SEA	29	7	20	2	476	151	35	325	4-30	49	31	2	1	1	1	0	7	45.3	1	1	3	1	0	2	52	28	0	6	86	2	1	0	2	0	2	2	0	39:53
at SF	17	7	9	1	313	131	30	182	1-6	40	22	3	0	0	0	0	3	50.3	3	20	1	9	0	6	140	49	0	7	52	2	1	0	0	0	0	1	0	33:52
vs. STL	27	9	13	5	420	153	30	267	5-17	38	27	2	0	0	0	0	2	78.0	2	6	0	4	0	4	97	39	0	7	95	3	2	1	0	0	1	2	0	35:10
at KC	14	4	10	0	294	73	24	221	5-50	25	15	0	1	4	4	0	5	49.8	1	6	1	6	0	1	22	22	0	4	40	2	1	0	1	0	1	3	0	27:48
vs. IND	22	6	16	0	483	143	33	340	1-10	34	20	0	0	0	0	0	4	41.0	2	15	1	9	0	3	83	32	0	5	86	1	0	0	3	0	3	1	0	36:12
at ARZ	17	2	15	0	235	76	21	159	3-42	43	22	0	1	0	0	0	7	58.9	2	12	1	12	0	5	118	31	0	7	53	1	1	0	3	0	3	1	0	28:52
vs. OAK	14	3	10	1	394	90	21	304	2-21	49	25	1	0	0	0	0	9	49.1	7	125	3	87	1	3	65	36	0	9	50	3	1	0	1	1	2	3	0	28:29
vs. JAX	11	5	5	1	218	77	21	141	2-28	34	18	1	0	0	0	0	7	44.9	3	19	1	12	0	3	60	24	0	2	22	0	0	0	0	0	0	2	0	26:19
vs. NE																																						
at JAX																																						
at IND																																						
vs. DEN																																						
at TEN																																						
Totals	220	62	143	15	3,998	1,280	294	2,718	30-263	440	265	13	4	23	18	1	59	48.3	31	252	14	87	1	37	912	49	0	73	710	14	7	2	16	2	19	19	1	31:40
Opp	175	59	96	20	3,194	1304	309	1,912	27-165	308	179	4	13	298	98	5	62	46.5	31	388	13	82	1	23	604	100	0	75	573	9	4	8	18	8	33	16	0	28:20

OPPONENTS SEASON TOTALS

[illegible]

SCORING

	Texans						Opponents					
	1st	2nd	3rd	4th	OT	Total	1st	2nd	3rd	4th	OT	Total
9-9 at SD	7	0	7	17	0	31	7	14	7	0	0	28
9-15 vs. TEN	7	0	7	10	6	30	7	3	0	14	0	24
9-22 at BAL	3	6	0	0	0	9	0	17	7	6	0	30
9-29 vs. SEA	0	20	0	0	0	20	3	0	3	14	3	23
10-6 at SF	0	0	3	0	0	3	14	7	3	10	0	34
10-13 vs. STL	0	6	0	7	0	13	7	10	21	0	0	38
10-20 at KC	3	7	6	0	0	16	7	7	3	0	0	17
11-3 vs. IND	14	7	3	0	0	24	0	3	9	15	0	27
11-10 at ARZ	7	10	0	7	0	24	7	7	6	7	0	27
11-17 vs. OAK	0	17	0	6	0	23	14	0	14	0	0	28
11-24 vs. JAX	0	3	3	0	0	6	7	3	0	3	0	13
12-1 vs. NE												
12-5 at JAX												
12-15 at IND												
12-22 vs. DEN												
12-29 at TEN												
Totals	41	76	29	53	6	199	73	71	73	69	3	289

RED ZONE

	Texans					Opponents				
	Poss.	Pts.	TD	FG	TD%	Poss.	Pts.	TD	FG	TD%
9-9 at SD	3	21	3	0	100	4	28	4	0	100
9-15 vs. TEN	4	28	4	0	100	2	14	2	0	100
9-22 at BAL	2	6	0	2	0.0	2	10	1	1	50.0
9-29 vs. SEA	3	10	1	1	33.3	1	7	1	0	100
10-6 at SF	1	0	0	0	0.0	5	20	2	2	40.0
10-13 vs. STL	6	13	1	2	16.7	3	21	3	0	100
10-20 at KC	1	3	0	1	0.0	5	17	2	1	40.0
11-3 vs. IND	2	7	1	0	50.0	4	20	2	2	50.0
11-10 at ARZ	3	21	3	0	100	4	20	2	2	50.0
11-17 vs. OAK	3	6	0	2	0.0	3	21	3	0	100
11-24 vs. JAX	1	3	0	1	0.0	2	10	1	1	50.0
12-1 vs. NE										
12-5 at JAX										
12-15 at IND										
12-22 vs. DEN										
12-29 at TEN										
Totals	29	118	13	9	44.8	35	188	23	9	65.7

DRIVE ENGINEERING / DOWN EFFICIENCY / TURNOVERS

Game #12 • Houston Texans vs. New England Patriots • Sunday, Dec. 1, 2013

TEXANS DRIVE ENGINEERING

	No. of Drives	TD	Miss FG	Punt	Fum.	INT	Dwns	Safety	End Half	End Game	Pts.	Pts./ Drive
9-9 at SD	11	3	1	1	3	0	1	1	0	1	0	24 2.18
9-15 vs. TEN	16	4	3	0	7	0	2	0	0	0	30	1.88
9-22 at BAL	11	0	0	3	5	0	1	1	0	0	1	9 0.81
9-29 vs. SEA	14	2	0	2	7	1	2	0	0	0	20	1.43
10-6 at SF	12	0	1	0	3	1	3	1	0	1	1	3 0.25
10-13 vs. STL	10	1	0	2	2	2	2	0	0	0	1	13 1.30
10-20 at KC	11	1	0	3	5	1	0	0	0	1	0	16 1.45
11-3 vs. IND	12	3	3	1	4	0	0	1	0	0	0	24 2.00
11-10 at ARZ	14	3	1	1	7	1	0	1	0	0	0	24 1.71
11-17 vs. OAK	16	1	0	3	9	1	1	1	0	0	0	23 1.44
11-24 vs. JAX	11	0	0	2	7	0	1	1	0	0	0	6 0.55
12-1 vs. NE												
12-5 at JAX												
12-15 at IND												
12-22 vs. DEN												
12-29 at TEN												
TOTALS	138	18	9	18	59	7	13	7	0	3	3	192 1.39

TEXANS THIRD AND FOURTH DOWN EFFICIENCY

Third and:	1	2	3	4	5	6	7	8	9	10+	Total	4th
9-9 at SD	0-1	0-0	0-0	2-2	2-3	0-0	0-0	0-1	0-1	2-5	6-13	1-2
9-15 vs. TEN	1-1	0-1	1-1	0-1	1-3	1-1	0-2	0-0	0-1	2-5	6-17	0-0
9-22 at BAL	0-0	0-0	0-2	2-3	1-1	0-0	0-0	0-0	0-1	0-5	3-12	0-1
9-29 vs. SEA	1-1	2-2	0-0	1-4	0-1	1-1	0-0	1-2	0-1	0-4	6-17	0-0
10-6 at SF	1-2	1-1	0-1	0-0	1-1	1-2	0-0	1-1	1-3	0-5	6-16	2-3
10-13 vs. STL	2-3	2-2	0-0	1-1	1-2	0-0	0-0	0-1	0-2	0-3	6-14	2-3
10-20 at KC	2-2	0-0	1-2	0-2	0-0	0-1	0-0	0-1	0-1	1-3	4-12	0-0
11-3 vs. IND	1-2	0-1	1-2	0-0	0-0	1-1	1-2	1-4	0-0	0-2	6-14	0-1
11-10 at ARZ	0-1	1-1	1-4	0-0	1-1	1-2	1-1	0-0	0-0	0-6	6-16	0-1
11-17 vs. OAK	1-3	0-2	0-1	0-1	1-2	0-0	0-0	0-1	0-2	0-4	2-16	0-1
11-24 vs. JAX	1-2	1-2	0-2	1-2	0-1	1-1	0-0	0-1	0-1	0-3	4-15	0-1
12-1 vs. NE												
12-5 at JAX												
12-15 at IND												
12-22 vs. DEN												
12-29 at TEN												
TOTALS	10-18	7-12	4-15	7-16	8-15	6-9	2-5	1-12	1-13	5-45	55-162	5-13

INTERCEPTIONS THROWN

	Int.	Yards	Players
9-9 at SD	1	0	M. Schaub
9-15 vs. TEN	2	55	M. Schaub
9-22 at BAL	1	37	M. Schaub
9-29 vs. SEA	2	58	M. Schaub
10-6 at SF	3	37	M. Schaub
10-13 vs. STL	2	103	T. Yates
10-20 at KC	0	0	
11-3 vs. IND	0	0	
11-10 at ARZ	0	0	
11-17 vs. OAK	1	0	C. Keenum
11-24 vs. JAX	1	8	C. Keenum
12-1 vs. NE			
12-5 at JAX			
12-15 at IND			
12-22 vs. DEN			
12-29 at TEN			
Totals	12	224	

OPPONENTS DRIVE ENGINEERING

	No. of Drives	TD	Miss FG	Punt	Fum.	INT	Dwns	Safety	End Half	End Game	Pts.	Pts./ Drive
9-9 at SD	11	4	0	0	6	0	1	0	0	0	0	28 2.55
9-15 vs. TEN	14	2	1	1	8	0	0	1	1	0	0	24 1.71
9-22 at BAL	8	1	0	3	4	0	0	0	0	0	0	16 2.00
9-29 vs. SEA	14	1	0	3	6	1	1	0	0	1	0	16 1.14
10-6 at SF	10	3	0	2	4	0	0	1	0	0	0	27 2.70
10-13 vs. STL	8	3	0	1	3	0	0	0	0	1	0	21 2.63
10-20 at KC	11	2	0	1	4	1	1	1	0	0	1	17 1.55
11-3 vs. IND	12	3	1	2	5	0	0	0	0	1	0	27 2.25
11-10 at ARZ	13	2	0	2	5	2	1	0	0	0	1	27 2.08
11-17 vs. OAK	18	4	1	0	11	0	0	0	0	1	1	28 1.56
11-24 vs. JAX	12	1	1	2	6	0	0	0	0	1	1	13 1.08
12-1 vs. NE												
12-5 at JAX												
12-15 at IND												
12-22 vs. DEN												
12-29 at TEN												
TOTALS	131	26	4	17	62	4	4	3	1	5	4	244 1.86

FIRST DOWNS EARNED

NAME	RUSH	(3rd or 4th Down)		PEN	TOTAL
		PASS	REC		
Matt Schaub*		86 (22)			86 (22)
Case Keenum*	2 (2)	50 (17)			52 (19)
Andre Johnson			50 (15)		50 (15)
Arian Foster	31 (7)		6		37 (7)
DeAndre Hopkins			28 (8)		28 (8)
Ben Tate	24 (4)		1		25 (4)
Garrett Graham			20 (7)		20 (7)
Owen Daniels			18 (7)		18 (7)
T.J. Yates*		7 (4)			7 (4)
Keshawn Martin			6 (1)		6 (1)
DeVier Posey			5 (1)		5 (1)
Dennis Johnson	4 (1)		1 (1)		5 (2)
Ryan Griffin			4 (2)		4 (2)
Lestar Jean			3 (1)		3 (1)
Shiloh Keo	1 (1)				1 (1)
Greg Jones			1		1
Penalty				14 (6)	14 (6)
TOTALS	62 (15)	143 (43)	143 (43)	14 (6)	362 (107)

* Note: One first down awarded to passer and receiver on passes

FUMBLES

	Total	Lost	Players
9-9 at SD	0	0	None
9-15 vs. TEN	0	0	None
9-22 at BAL	0	0	None
9-29 vs. SEA	2	1	G. Graham, B. Tate
10-6 at SF	2	1	B. Tate, C. Myers
10-13 vs. STL	3	2	D. Hopkins, K. Martin, T. Yates
10-20 at KC	2	1	C. Keenum (2)
11-3 vs. IND	1	0	K. Martin
11-10 at ARZ	1	1	C. Keenum
11-17 vs. OAK	3	1	G. Graham, B. Tate, C. Keenum
11-24 vs. JAX	0	0	None
12-1 vs. NE			
12-5 at JAX			
12-15 at IND			
12-22 vs. DEN			
12-29 at TEN			
Totals	14	7	

SACKS / NFL RANKS / TURNOVERS / CAPTAINS / INACTIVES

Game #12 • Houston Texans vs. New England Patriots • Sunday, Dec. 1, 2013

QUARTERBACK SACKS

Rk	Player	Sacks	Yards
1	J.J. Watt	9.5	64.5
2	Whitney Mercilus	5.5	30.0
3	Antonio Smith	5.0	29.5
4t	Brian Cushing	1.5	4.5
4t	Earl Mitchell	1.5	9.5
6t	Danieal Manning	1.0	6.0
6t	Joe Mays	1.0	7.0
6t	Brooks Reed	1.0	10.0
6t	Team Sack	1.0	4.0
Totals		26.0	159.0

HITS ON OPPOSING QUARTERBACKS

Rk	Player	QB Hits
1	J.J. Watt	35
2	Whitney Mercilus	14
3	Antonio Smith	9
4	Brooks Reed	4
5t	Brian Cushing	3
5t	Earl Mitchell	3
5t	Darryl Sharpton	3
8	Joe Mays	2
9t	Jared Crick	1
9t	Johnathan Joseph	1
9t	Danieal Manning	1
9t	Justin Tuggle	1
Totals		77

DEFENSIVE INTERCEPTIONS

Rk	Player	Int	Yards	Long
1t	Brian Cushing	1	18	18t
1t	Johnathan Joseph	1	1	1
1t	Shiloh Keo	1	4	4
1t	D.J. Swearinger	1	0	0
Totals		3	23	18t

NFL RANKS

OFFENSE:

	AFC			NFL		
	Total	Rush	Pass	Total	Rush	Pass
9-9 at SD	2	5T	3	5	7T	7
9-15 vs. TEN	2	2	2	4	3	9
9-22 at BAL	2	6	2	7	9	9
9-29 vs. SEA	2	4	4	5	7	9
10-6 at SF	3	3	4	7	8	13
10-13 vs. STL	3	2	5	7	6	14
10-20 at KC	3	4	6	8	10	15
11-3 vs. IND	3	4	5T	8	10	13T
11-10 at ARZ	3	3	5	8	9	11
11-17 vs. OAK	4	5	5	9	11	12
11-24 vs. JAX	3	6	4	8	12	9
12-1 vs. NE	5	7	5	11	14	11

DEFENSE:

	AFC			NFL		
	Total	Rush	Pass	Total	Rush	Pass
9-9 at SD	5	8	7	6	15	9
9-15 vs. TEN	3	9	2	4	18	3
9-22 at BAL	1	5	1	2	9	2
9-22 vs SEA	1	11	1	1	23	1
10-6 at SF	1	14	1	1	27T	1
10-13 vs. STL	1	13	1	1	25	1
10-20 at KC	1	12	1	1	25	1
11-3 vs. IND	1	13	1	1	28	1
11-10 at ARZ	1	8	1	1	18	1
11-17 vs. OAK	1	7	1	1	16	1
11-24 vs. JAX	1	10	1	1	23	1
12-1 vs. NE	1	10	1	1	22	1

TEAM CAPTAINS

9-9 at SD	WRA. Johnson, LB B. Cushing, QB M. Schaub, DE J. Watt, P S. Lechler
9-15 vs. TEN	WRA. Johnson, LB B. Cushing, QB M. Schaub, DE J. Watt, P S. Lechler
9-22 at BAL	WRA. Johnson, LB B. Cushing, QB M. Schaub, DE J. Watt, P S. Lechler
9-29 vs. SEA	WRA. Johnson, LB B. Cushing, QB M. Schaub, DE J. Watt, P S. Lechler
10-6 at SF	WRA. Johnson, LB B. Cushing, QB M. Schaub, DE J. Watt, P S. Lechler
10-13 vs. STL	WRA. Johnson, LB B. Cushing, QB M. Schaub, DE J. Watt, P S. Lechler
10-20 at KC	WRA. Johnson, LB B. Cushing, DE J. Watt, P S. Lechler
11-3 vs. IND	WRA. Johnson, DE J. Watt, P S. Lechler
11-10 at ARZ	WRA. Johnson, QB M. Schaub, DE J. Watt, P S. Lechler
11-17 vs. OAK	WRA. Johnson, QB M. Schaub, DE J. Watt, P S. Lechler
11-24 vs. JAX	WRA. Johnson, QB M. Schaub, DE J. Watt, P S. Lechler

INACTIVE PLAYERS

9-9 at SD	QB C. Keenum, FS E. Reed, ILB D. Sharpton, OLB S. Montgomery, T.A. Gardner, G C. White, T D. Quessenberry
9-15 vs. TEN	QB C. Keenum, FS E. Reed, RB C. Wood, OLB S. Montgomery, T.A. Gardner, G C. White, DE. T. Jamison
9-22 at BAL	QB C. Keenum, WR L. Jean, OLB S. Montgomery, G C. White, T D. Brown, ILB J. Tuggle, DE. T. Jamison
9-29 vs. SEA	QB C. Keenum, WR L. Jean, OLB S. Montgomery, G C. White, T D. Brown, ILB T. Dobbins, DE. T. Jamison
10-6 at SF	QB C. Keenum, WR L. Jean, OLB S. Montgomery, G B. Brooks, T.A. Gardner, ILB T. Dobbins, DE. T. Jamison
10-13 vs. STL	QB C. Keenum, RB C. Wood, ILB T. Dobbins, G C. White, T A. Gardner, DE S. Montgomery, DE T. Jamison
10-20 at KC	QB M. Schaub, RB C. Wood, ILB T. Dobbins, OLB W. Jefferson, G C. White, T.A. Gardner, DE S. Montgomery
11-3 vs. IND	QB T. Yates, RB R. Graham, RB D. Karim, T A. Gardner, G C. White, LB J. Tarpinian, DE T. Jamison
11-10 at ARZ	QB T. Yates, RB A. Foster, RB R. Graham, ILB M. Mohamed, T A. Gardner, G C. White, DE T. Jamison
11-17 vs. OAK	QB T. Yates, CB K. Jackson, CB E. Mack, ILB J. Mays, ILB M. Mohamed, G C. White, TE R. Griffin
11-24 vs. JAX	QB T. Yates, CB K. Jackson, FS J. Starling, CB E. Mack, T A. Gardner, G C. White, DE T. Jamison

TURNOVERS

	Defensive Takeaways				Offensive Giveaways				Special Teams		Game Net
	Fum.	Int.	Total	Pts Off	Fum.	Int.	Total	Pts Off	Give	Take	
9-9 at SD	0	1	1	7	0	1	1	7	0	0	E
9-15 vs. TEN	0	0	0	0	0	2	2	10	0	0	-2
9-22 at BAL	0	0	0	0	0	1	1	7	0	0	-1
9-29 vs. SEA	1	1	2	3	1	2	3	10	0	0	-1
10-6 at SF	0	0	0	0	1	3	4	24	0	0	-4
10-13 vs. STL	0	0	0	0	1	2	3	10	1	0	-4
10-20 at KC	1	1	2	3	1	0	1	0	0	0	+1
11-3 vs. IND	0	0	0	0	0	0	0	0	0	0	E
11-10 at ARZ	2	1	3	10	1	0	1	7	0	0	+2
11-17 vs. OAK	0	0	0	0	1	1	2	14	0	0	-2
11-24 vs. JAX	0	0	0	0	0	1	1	0	0	0	-1
12-1 vs. NE											
12-5 at JAX											
12-15 at IND											
12-22 vs. DEN											
12-29 at TEN											
Totals	4	4	8	23	6	13	19	89	1	0	-12

TURNOVER RESULTS / TAKEAWAY RESULTS

Game #12 • Houston Texans vs. New England Patriots • Sunday, Dec. 1, 2013

TEXANS TURNOVER RESULTS

TEXANS TURNOVERS:

20 Total Giveaways (13 INT, 7 FUM)

- 1 INT resulted in 7 points for San Diego at SD on 9/9
- 2 INT resulted in 10 points for Tennessee vs. TEN on 9/15
- 1 INT resulted in 7 points for Baltimore at BAL on 9/22
- 2 INT, 1 FUM resulted in 10 points for Seattle vs. SEA on 9/29
- 3 INT, 1 FUM resulted in 24 points for San Francisco at SF on 10/6
- 2 INT, 2 FUM resulted in 17 points for St. Louis vs. STL on 10/13
- 1 FUM resulted in 0 points for Kansas City at KC on 10/20
- 1 FUM resulted in 7 points for Arizona at ARZ on 11/10
- 1 INT, 1 FUM resulted in 14 points for Oakland vs. OAK on 11/17
- 1 INT resulted in 0 points for Jacksonville vs. JAX on 11/24

10 First half giveaways (1 INT, 3 FUM)

- 1 INT resulted in 7 points for San Diego at SD on 9/9
- 1 INT resulted in 3 points for Tennessee vs. TEN on 9/15
- 1 INT resulted in 7 points for Baltimore at BAL on 9/22
- 1 INT resulted in 0 points for Seattle vs. SEA on 9/29
- 2 INT resulted in 14 points for San Francisco at SF on 10/6
- 1 FUM resulted in 3 points for St. Louis vs. STL on 10/13
- 1 FUM resulted in 7 points for Arizona at ARZ on 11/10
- 1 INT, 1 FUM resulted in 14 points for Oakland vs. OAK on 11/17

6 First quarter giveaways (4 INT, 2 FUM)

- 1 INT resulted in 7 points for San Diego at SD on 9/9
- 1 INT resulted in 0 points for Seattle vs. SEA on 9/29
- 1 INT resulted in 7 points for San Francisco at SF on 10/6
- 1 FUM resulted in 7 points for Arizona at ARZ on 11/10
- 1 INT, 1 FUM resulted in 14 points for Oakland vs. OAK on 11/17

4 Second quarter giveaways (3 INT, 1 FUM)

- 1 INT resulted in 3 points for Tennessee vs. TEN on 9/15
- 1 INT resulted in 7 points for Baltimore at BAL on 9/22
- 1 INT resulted in 7 points for San Francisco at SF on 10/6
- 1 FUM resulted in 3 points for St. Louis vs. STL on 10/13

10 Second half giveaways (6 INT, 4 FUM)

- 1 INT resulted in 7 points for Tennessee vs. TEN on 9/15
- 1 INT, 1 FUM resulted in 10 points for Seattle vs. SEA on 9/29
- 1 INT, 1 FUM resulted in 10 points for San Francisco at SF on 10/6
- 2 INT, 1 FUM resulted in 14 points for St. Louis vs. STL on 10/13
- 1 FUM resulted in 0 points for Kansas City at KC on 10/20
- 1 INT resulted in 0 points for Jacksonville vs. JAX on 11/24

4 Third quarter giveaways (2 INT, 2 FUM)

- 1 FUM resulted in 3 points for Seattle vs. SEA on 9/29
- 1 INT resulted in 7 points for San Francisco at SF on 10/6
- 1 INT, 1 FUM resulted in 14 points for St. Louis vs. STL on 10/13

6 Fourth quarter giveaway (4 INT, 2 FUM)

- 1 INT resulted in 7 points for Tennessee vs. TEN on 9/15
- 1 INT resulted in 7 points for Seattle vs. SEA on 9/29
- 1 FUM resulted in 3 points for San Francisco at SF on 10/6
- 1 INT resulted in 0 points for St. Louis vs. STL on 10/13
- 1 FUM resulted in 0 points for Kansas City at KC on 10/20
- 1 INT resulted in 0 points for Jacksonville vs. JAX on 11/24

TEXANS TAKEAWAY RESULTS

TEXANS TAKEAWAYS:

8 Total Takeaways (4 INT, 4 FUM)

- 1 INT resulted in 7 points for Houston at SD on 9/9
- 1 INT, 1 FUM resulted in 3 points for Houston vs. SEA on 9/29
- 1 INT, 1 FUM resulted in 3 points for Houston at KC on 10/20
- 1 INT, 2 FUM resulted in 10 points for Houston at ARZ on 11/10

3 First half takeaways (1 INT, 2 FUM)

- 1 FUM resulted in 3 points for Houston vs. SEA on 9/29
- 1 INT, 1 FUM resulted in 3 points for Houston at ARZ on 11/10

0 First quarter takeaways (0 INT, 0 FUM)

3 Second quarter takeaways (1 INT, 2 FUM)

- 1 FUM resulted in 3 points for Houston vs. SEA on 9/29
- 1 INT, 1 FUM resulted in 3 points for Houston at ARZ on 11/10

5 Second half takeaways (3 INT, 2 FUM)

- 1 INT resulted in 7 points for Houston at SD on 9/9
- 1 INT resulted in 0 points for Houston vs. SEA on 9/29
- 1 INT, 1 FUM resulted in 3 points for Houston at KC on 10/20
- 1 FUM resulted in 7 points for Houston at ARZ on 11/10

1 Third quarter takeaways (1 FUM)

- 1 FUM resulted in 3 points for Houston at KC on 10/20

4 Fourth quarter takeaways (3 INT, 1 FUM)

- 1 INT resulted in 7 points for Houston at SD on 9/9
- 1 INT resulted in 0 points for Houston vs. SEA on 9/29
- 1 INT resulted in 0 points for Houston at KC on 10/20
- 1 FUM resulted in 7 points for Houston at ARZ on 11/10

DRIVE CHARTS

Game #12 • Houston Texans vs. New England Patriots • Sunday, Dec. 1, 2013

DRIVE CHARTS (CONTINUED)

Game 1 – September 9 at San Diego

HST Start	Plays	Yards	Last Scrm	Time	Result	SD Start	Plays	Yards	Last Scrm	Time	Result
HST 15	1	0	HST 15	0:10	INT	HST 14	1	14	HST 14	0:05	TD
HST 40	3	6	HST 46	1:29	Punt	SD 6	6	19	SD 25	4:14	Punt
HST 29	10	71	SD 1	5:51	TD	SD 20	12	80	HST 6	5:47	TD
HST 16	7	57	SD 27	3:53	Downs	SD 27	3	2	SD 29	1:52	Punt
HST 28	10	39	SD 33	4:38	Missed FG	SD 41	8	59	HST 10	1:43	TD
HST 20	4	27	HST 42	0:18	End of Half	SD 20	8	80	HST 1	4:18	TD
HST 30	11	70	SD 7	5:45	TD	SD 38	3	1	SD 39	1:27	Punt
HST 25	10	75	SD 9	3:46	TD	SD 20	3	1	SD 21	1:40	Punt
HST 27	7	7	HST 34	3:26	Punt	SD 13	1	0	SD 13	0:08	INT
HST 28	5	27	SD 45	3:22	Punt	SD 20	3	0	SD 20	0:31	Punt
HST 39	9	38	SD 23	3:53	Field Goal	SD 16	3	8	SD 24	1:44	Punt

Game 2 – September 15 vs. Tennessee

HST Start	Plays	Yards	Last Scrm	Time	Result	TEN Start	Plays	Yards	Last Scrm	Time	Result
HST 20	5	80	TEN 1	2:30	TD	TEN 20	14	80	HST 6	7:20	Touchdown
HST 41	7	27	TEN 32	3:16	Missed FG	TEN 40	6	20	HST 39	1:58	Downs
HST 40	3	7	HST 47	1:28	Punt	TEN 7	3	-1	TEN 6	1:32	Punt
HST 48	7	26	TEN 31	2:34	Missed FG	TEN 40	9	30	HST 30	4:39	Missed FG
HST 39	5	19	TEN 42	2:29	Punt	TEN 20	4	-15	TEN 5	0:39	Punt
50	1	0	50	0:10	Interception	HST 23	4	-6	HST 29	1:25	Field Goal
HST 33	3	3	HST 36	1:42	Punt	TEN 20	3	8	TEN 28	2:04	Punt
HST 45	5	40	TEN 13	2:00	TD	TEN 7	3	0	TEN 7	1:28	Punt
HST 39	3	15	HST 44	1:48	Punt	TEN 20	3	-5	TEN 15	1:30	Punt
HST 10	6	31	HST 41	3:28	Punt	TEN 19	3	7	TEN 26	0:52	Punt
HST 44	4	16	TEN 40	2:41	Punt	TEN12	2	-12	TEN 1	1:42	Safety
HST 21	3	-11	HST 10	1:38	INT	TEN 1	9	99	HST 10	4:08	Touchdown
HST 20	3	-11	HST 9	0:51	Punt	TEN 39	3	2	TEN 41	1:01	Punt
HST 13	8	87	TEN 1	1:14	TD	TEN 20	3	9	TEN 29	0:56	Punt
HST 22	7	50	TEN 28	0:57	Missed FG						
HST 22	11	78	TEN 3	4:28	TD						

Game 3 – September 22 at Baltimore

HST Start	Plays	Yards	Last Scrm	Time	Result	BLT Start	Plays	Yards	Last Scrm	Time	Result
HST 22	16	69	BLT 9	7:54	Field Goal	BLT 7	3	7	BLT 14	1:19	Punt
HST 40	3	1	HST 41	1:50	Punt	BLT 1	3	3	BLT 4	1:26	Punt
BLT 29	5	18	BLT 11	2:35	Field Goal	BLT 24	6	-1	BLT 23	4:02	Punt
HST 28	3	-4	HST 24	1:51	Punt	BLT 28	11	62	HST 10	4:52	Field Goal
HST 20	3	15	HST 35	1:32	INT	BLT 20	9	80	HST 1	3:55	Touchdown
HST 22	4	2	HST 24	1:54	Punt	BLT 6	6	33	BLT 39	3:44	Punt
HST 20	5	51	BLT 29	0:45	Field Goal	BLT 4	13	69	HST 27	6:15	Field Goal
HST 20	6	29	HST 49	3:17	Punt	HST 50	9	26	HST 24	3:51	Field Goal
HST 20	8	39	BLT 41	3:40	Punt						
HST 20	9	30	HST 50	4:10	Downs						
HST 20	2	4	HST 21	1:08	End of Game						

Game 4 – September 29 vs. Seattle

HST Start	Plays	Yards	Last Scrm	Time	Result	SEA Start	Plays	Yards	Last Scrm	Time	Result
HST 20	5	19	HST 39	2:15	Punt	SEA 30	4	40	HST 30	1:34	Field Goal
HST 19	8	63	SEA 18	4:49	INT	SEA 9	4	32	SEA 41	3:35	Punt
HST 10	6	90	SEA 31	2:52	Touchdown	SEA 24	5	16	SEA 40	3:34	Punt
HST 20	10	80	SEA 5	5:10	Touchdown	SEA 20	1	-1	SEA 20	0:07	Fumble
SEA 19	7	15	SEA 4	2:13	Field Goal	SEA 20	4	32	HST 48	2:38	Punt
HST 9	12	67	SEA 24	1:12	Field Goal		0	0		0:01	End of Half
HST 13	7	40	SEA 47	4:08	Punt	SEA 25	3	-2	SEA 23	2:35	Punt
HST 17	2	4	HST 21	0:43	Fumble	SEA 20	6	19	SEA 39	3:15	Punt
HST 20	6	29	HST 49	3:43	Punt	HST 21	4	0	HST 21	0:25	Field Goal
HST 20	3	-3	HST 17	1:38	Punt	SEA 2	14	98	HST 3	7:28	Touchdown
HST 43	5	17	SEA 40	2:33	INT	HST 47	3	2	HST 45	0:52	INT
HST 20	7	37	SEA 43	2:20	Punt	SEA 11	1	-1	SEA 11	0:20	End of Half
HST 20	5	20	HST 40	2:33	Punt	SEA 20	4	33	HST 47	1:57	Punt
HST 13	7	27	HST 40	3:44	Punt	SEA 31	8	42	HST 27	3:27	Field Goal

DRIVE CHARTS

Game #12 • Houston Texans vs. New England Patriots • Sunday, Dec. 1, 2013

DRIVE CHARTS (CONTINUED)

Game 5 – October 6 at San Francisco

HST Start	Plays	Yards	Last Scrm	Time	Result	SF Start	Plays	Yards	Last Scrm	Time	Result
HST 12	3	4	HST 16	1:30	INT	SF 35	12	65	HST 1	5:51	Touchdown
HST 45	10	28	SF 27	6:02	Missed FG	SF 8	5	33	SF 41	2:18	Punt
HST 17	8	40	SF 43	3:45	Punt	HST 32	4	32	HST 2	1:58	Touchdown
HST 22	6	24	HST 46	3:33	INT	SF 29	3	5	SF 34	0:55	Punt
HST 9	9	28	HST 37	3:31	Punt	SF 20	3	0	SF 20	0:23	Punt
HST 31	2	17	HST 34	0:37	End of Half	SF 25	3	-1	SF 24	2:09	Punt
HST 34	7	43	SF 23	2:36	Field Goal	SF 41	8	39	HST 20	3:20	Field Goal
HST 10	3	-5	HST 5	1:17	Punt	SF 31	3	69	SF 36	1:09	Touchdown
HST 20	12	53	SF 27	4:50	INT	HST 8	4	2	HST 6	2:31	Field Goal
HST 14	2	13	HST 16	0:59	Fumble	SF 44	9	40	HST 15	5:34	Downs
HST 20	10	36	SF 35	4:45	Downs						
HST 16	1	5	HST 16	0:27	End of Game						

Game 6 – October 13 vs. St. Louis

HST Start	Plays	Yards	Last Scrm	Time	Result	SL Start	Plays	Yards	Last Scrm	Time	Result
HST 13	6	18	HST 31	3:24	Punt	SL 33	3	7	SL 40	2:49	Punt
HST 12	8	74	SL 26	4:15	Fumble	SL 35	6	65	HST 2	2:48	Touchdown
HST 20	8	78	SL 2	5:01	Field Goal	HST 43	6	19	HST 24	3:22	Field Goal
HST 20	8	63	SL 17	1:54	Field Goal	SL 20	10	80	HST 2	5:38	Touchdown
HST 40	4	16	SL 44	1:58	Punt	SL 25	1	4	SL 25	0:49	End of Half
	0	0		0:06	Fumble	SL 20	10	80	HST 4	5:20	Touchdown
HST 31	15	63	SL 6	7:00	INT	SL 3	3	6	SL 9	2:39	Punt
HST 19	7	66	SL 15	3:40	INT	SL 11	3	6	SL 17	1:25	Punt
SL 47	12	47	SL 1	96:02	Touchdown						
HST 39	7	25	SL 29	1:50	End of Game						

Game 7 – October 20 at Kansas City

HST Start	Plays	Yards	Last Scrm	Time	Result	KC Start	Plays	Yards	Last Scrm	Time	Result
HST 44	10	27	KC 29	4:55	Field Goal	KC 20	3	4	KC 24	1:53	Punt
HST 19	5	81	KC 29	2:49	Touchdown	KC 18	11	82	HST 1	5:29	Touchdown
HST 10	9	53	KC 37	6:06	Punt	KC 22	5	11	KC 33	1:17	Punt
HST 20	5	39	KC 41	0:56	End of Half	KC 3	15	97	HST 5	6:35	Touchdown
HST 20	5	9	HST 29	2:46	Punt	KC 18	2	5	KC 19	0:43	Fumble
KC 28	5	25	KC 3	2:07	Field Goal	HST 46	7	42	HST 4	3:17	Field Goal
HST 20	5	51	KC 29	1:46	Field Goal	KC 13	10	86	HST 1	5:38	Downs
HST 1	5	30	HST 31	2:15	Punt	KC 8	3	3	KC 11	1:51	Punt
HST 41	3	-18	HST 23	2:13	Punt	KC 47	4	19	HST 34	1:37	Interception
HST 22	3	-4	HST 18	1:43	Punt	KC 35	6	25	HST 40	2:18	Punt
HST 10	2	-9	HST 10	0:12	Fumble	HST 1	3	-3	HST 3	1:34	End of Game

Game 8 – November 3 vs. Indianapolis

HST Start	Plays	Yards	Last Scrm	Time	Result	IND Start	Plays	Yards	Last Scrm	Time	Result
HST 27	3	73	HST 38	1:00	Touchdown	IND 26	5	50	HST 24	2:00	Blocked FG
IND 41	5	25	IND 16	2:48	Downs	IND 16	5	12	IND 28	2:54	Punt
HST 43	4	57	IND 41	2:05	Touchdown	IND 20	5	37	HST 43	2:20	Punt
HST 2	6	23	HST 25	2:06	Punt	IND 29	3	-13	IND 16	1:40	Punt
HST 45	9	24	IND 31	4:59	Missed FG	IND 39	3	0	IND 39	1:18	Punt
HST 10	4	20	HST 30	1:50	Punt	IND 47	4	41	HST 12	1:30	Field Goal
HST 28	7	72	IND 5	2:56	Touchdown	IND 20	2	11	IND 20	0:34	End of Half
HST 13	11	62	IND 25	7:29	Field Goal	IND 42	10	41	HST 17	3:06	Field Goal
HST 20	9	55	IND 25	4:33	Missed FG	IND 22	13	78	HST 10	4:20	Touchdown
HST 20	5	13	HST 33	3:37	Punt	IND 33	2	67	IND 42	0:46	Touchdown
HST 18	4	24	HST 42	2:05	Punt	IND 48	6	52	HST 9	2:09	Touchdown
HST 33	5	30	IND 37	0:44	Missed FG	IND 16	3	-6	IND 10	1:11	Punt

DRIVE CHARTS

Game #12 • Houston Texans vs. New England Patriots • Sunday, Dec. 1, 2013

DRIVE CHARTS (CONTINUED)

Game 9 – November 10 at Arizona

HST Start	Plays	Yards	Last Scrm	Time	Result	ARZ Start	Plays	Yards	Last Scrm	Time	Result
HST 15	1	-9	HST 15	0:14	Fumble	ARZ 13	3	7	ARZ 20	1:56	Punt
HST 28	3	9	HST 37	2:03	Punt	ARZ 20	6	39	HST 41	2:43	Punt
ARZ 49	8	49	ARZ 7	4:52	Touchdown	ARZ 42	6	58	HST 12	2:28	Touchdown
HST 1	3	4	HST 5	1:47	Punt	ARZ 4	2	5	ARZ 9	0:57	Interception
HST 20	9	80	ARZ 2	4:20	Touchdown	ARZ 20	5	22	ARZ 42	3:03	Punt
ARZ 45	6	15	ARZ 29	2:09	Field Goal	ARZ 33	2	-11	ARZ 33	0:12	Fumble
HST 1	9	26	HST 42	2:39	Punt	ARZ 20	3	6	ARZ 26	1:26	Punt
ARZ 22	4	0	ARZ 22	0:37	Blocked FG	ARZ 41	10	43	HST 16	5:12	Field Goal
HST 16	3	-2	HST 16	2:16	Punt	ARZ 38	9	59	HST 3	4:23	Field Goal
HST 22	3	-6	HST 22	1:41	Punt	ARZ 33	9	67	HST 19	4:48	Touchdown
HST 23	6	-4	HST 42	3:32	Punt	ARZ 5	1	0	ARZ 5	0:07	Fumble
HST 17	6	22	HST 39	1:49	Punt	ARZ 18	6	29	ARZ 47	2:28	Punt
ARZ 5	3	5	ARZ 5	0:12	Touchdown	HST 35	2	-2	HST 35	1:25	End of Game
HST 17	5	18	HST 35	0:41	Downs						

Game 10 – November 17 vs. Oakland

HST Start	Plays	Yards	Last Scrm	Time	Result	OAK Start	Plays	Yards	Last Scrm	Time	Result
HST 21	3	18	HST 29	1:40	Fumble	HST 16	6	16	HST 5	3:54	Touchdown
HST 15	3	9	HST 24	2:04	Punt	OAK 23	7	7	OAK 37	3:21	Punt
HST 5	1	0	HST 5	0:11	Interception	HST 16	1	16	HST 16	0:05	Touchdown
HST 40	5	20	OAK 23	2:58	Punt	OAK 6	3	9	OAK 15	1:45	Punt
HST 15	4	85	OAK 42	2:10	Touchdown	OAK 19	4	37	HST 44	1:40	Punt
HST 15	3	0	HST 20	1:56	Punt	OAK 43	3	4	OAK 47	1:34	Punt
HST 17	3	7	HST 24	1:32	Punt	OAK 36	3	4	OAK 45	2:16	Punt
HST 24	9	43	OAK 33	1:46	Field Goal	OAK 20	3	3	OAK 23	0:28	Punt
HST 19	3	6	HST 25	1:42	Punt	OAK 20	2	5	OAK 20	0:40	End of Half
HST 20	3	-5	HST 21	1:01	Punt	OAK 9	5	24	OAK 33	2:44	Punt
HST 44	3	8	OAK 48	1:02	Punt	OAK 27	5	73	HST 16	2:21	Touchdown
HST 20	5	26	OAK 49	1:38	Punt	OAK 41	5	23	HST 36	3:31	Missed FG
HST 31	9	61	OAK 8	2:34	Field Goal	OAK 20	1	80	OAK 20	0:13	Touchdown
HST 39	10	49	OAK 12	3:18	Field Goal	OAK 20	3	8	OAK 28	1:01	Punt
HST 30	3	0	HST 30	0:24	Punt	OAK 20	3	2	OAK 22	0:53	Punt
HST 36	8	56	OAK 2	2:33	Downs	OAK 21	3	4	OAK 25	1:05	Punt
						OAK 16	6	4	OAK 26	2:50	Punt
						OAK 8	3	-3	OAK 8	1:10	End of Game

Game 11 – November 24 vs. Jacksonville

HST Start	Plays	Yards	Last Scrm	Time	Result	JAX Start	Plays	Yards	Last Scrm	Time	Result
HST 19	6	6	HST 47	3:13	Punt	JAX 25	10	75	HST 1	4:03	Touchdown
HST 17	3	7	HST 24	1:02	Punt	JAX 34	6	21	HST 42	3:31	Punt
HST 16	3	6	HST 22	1:15	Punt	JAX 30	6	20	50	1:56	Punt
50	3	7	JAX 43	1:41	Punt	JAX 25	3	-18	JAX 25	1:21	Punt
HST 20	3	0	HST 20	0:30	Punt	JAX 15	7	73	HST 12	4:01	Field Goal
HST 20	9	49	JAX 31	4:35	Field Goal	JAX 40	4	14	HST 39	2:23	Punt
HST 15	13	83	JAX 2	6:34	Field Goal	JAX 20	1	6	JAX 20	0:29	End of Half
JAX 49	4	9	JAX 40	2:13	Downs	JAX 20	13	49	HST 27	7:29	Blocked FG
HST 25	3	9	HST 34	1:40	Punt	JAX 40	3	5	JAX 45	0:53	Punt
HST 7	5	18	HST 25	2:20	Punt	JAX 23	8	42	HST 27	4:27	Field Goal
HST 20	7	39	JAX 41	1:16	Interception	JAX 26	6	15	JAX 41	2:34	Punt
						JAX 44	1	-2	JAX 44	0:34	End of Game

COACHES CHALLENGES

Game #12 • Houston Texans vs. New England Patriots • Sunday, Dec. 1, 2013

CUMULATIVE CHALLENGE RESULTS

Category	Won	Lost
Completions	1	6
(Touchdown)	11/14/10 at JAX	9/9/12 vs. MIA 12/13/10 vs. BAL 11/29/09 vs. IND 9/10/06 vs. PHI 9/12/04 vs. SD 9/22/02 vs. IND
Completions	4	11
(No Touchdown)	11/1/10 at IND 12/6/09 at JAX 9/15/13 vs. TEN 9/22/13 at BAL	12/11/11 at CIN 10/30/11 vs. JAX 10/9/11 vs. OAK 9/30/07 at ATL 11/5/06 at NYG 11/12/06 at JAX 12/24/06 vs. IND 11/14/04 at IND 11/14/04 at IND 11/21/04 vs. GB 10/19/03 vs. NYJ
Interceptions	2	4
	11/13/11 at TB 9/16/07 at CAR	9/21/08 at TEN 9/23/07 vs. IND 10/14/07 at JAX 11/30/02 vs. CIN
Fumbles	6	13
	11/6/11 vs. CLE 10/18/09 at CIN 12/28/08 vs. CHI 9/17/06 at IND 10/15/06 at DAL 12/12/04 vs. IND	12/4/11 vs. ATL 10/30/11 vs. JAX 10/3/10 at OAK 9/27/09 vs. JAX 9/7/08 at PIT 12/14/08 vs. TEN 9/16/07 at CAR 10/21/07 vs. TEN 11/18/07 vs. NO 11/25/07 at CLE 12/13/07 vs. DEN 9/11/05 at BUF 10/2/05 at CIN
Spot	5	7
	12/2/06 at OAK 11/30/03 vs. ATL 9/27/09 vs. JAX 9/30/12 vs. TEN 9/15/13 vs. TEN	12/20/09 vs. STL 9/7/08 at PIT 12/31/06 vs. CLE 10/10/04 vs. MIN 11/7/04 at DEN 10/13/13 vs. STL 11/24/13 vs. JAX
Number of Men on Field	0	1
		12/30/12
ALL-TIME RECORD	18	42
KUBIAK'S RECORD	16	31

CHALLENGES BY YEAR

Year	Won	Lost
2013	3	2
2012	1	2
2011	2	5
2010	2	2
2009	3	3
2008	1	4
2007	1	8
2006	3	5
2005	0	2
2004	1	6
2003	1	1
2002	0	2
ALL-TIME RECORD	18	42
KUBIAK'S RECORD	16	31

YEARLY CHALLENGE SUMMARIES

Category	Won	Lost
Completions (TD)	0	0
Completions (No TD)	2	0
Interceptions	0	0
Fumbles	0	0
Number of Men on Field	0	0
Spot	1	2
2012 RECORD	3	2

CHALLENGE DESCRIPTION

9/15/13 vs. TEN (Spot. After review, ruled safety)	Won
9/15/13 vs. TEN (M. Schaub pass to A. Johnson)	Won
9/22/13 at BAL (T. Smith catch on sideline)	Won
10/13/13 vs. STL (B. Tate goal line run)	Lost
11/24/13 vs. JAX (D. Johnson first down short of marker)	Lost

Category	Won	Lost
Completions (TD)	0	1
Completions (No TD)	0	0
Interceptions	0	0
Fumbles	0	0
Number of Men on Field	0	1
Spot	1	0
2012 RECORD	1	2

CHALLENGE DESCRIPTION

9/9/12 vs. MIA (L. Jean catch in endzone)	Lost
9/30/12 vs. TEN (K. Martin first down short of marker)	Won
12/30/12 at IND (IND number men on field)	Lost

Category	Won	Lost
Completions (TD)	0	0
Completions (No TD)	0	3
Interceptions	1	0
Fumbles	1	2
Spot	0	0
2010 RECORD	2	5

CHALLENGE DESCRIPTION

12/11/11 at CIN (A. Foster catch)	Lost
12/4/11 vs. ATL (T. Yates fumble)	Lost
11/13/11 at TB (A. Talib interception)	Won
11/6/11 vs. CLE (D. Ward fumble)	Won
10/30/11 vs. JAX (B. Tate fumble)	Lost
10/30/11 vs. JAX (K. Walter catch)	Lost
10/9/11 vs. OAK (J. Dreessen catch)	Lost

Category	Won	Lost
Completions (TD)	1	1
Completions (No TD)	1	0
Interceptions	0	0
Fumbles	0	1
Spot	0	0
2010 RECORD	2	2

CHALLENGE DESCRIPTION

11/14/10 at JAX (K. Walter TD completion)	Won
10/3/10 at OAK (M. Bush fumble)	Lost
11/1/10 at IND (A. Gonzalez catch)	Won
12/13/10 vs. BAL (K. Walter TD completion)	Lost

Category	Won	Lost
Completions (TD)	0	1
Completions (No TD)	1	0
Interceptions	0	0
Fumbles	1	1
Spot	1	1
2009 RECORD	3	3

CHALLENGE DESCRIPTION

9/27/09 vs. JAX (C. Brown fumble)	Lost
9/27/09 vs. JAX (E. Wilford TD. Marked ob at HST 2.)	Won
10/18/09 at CIN (S. Slaton fumble)	Won
11/29/09 vs. IND (A. Johnson catch)	Lost
12/6/09 at JAX (D. Anderson catch)	Won
12/20/09 at STL (K. Darby first down)	Lost

Category	Won	Lost
Completions (TD)	0	0
Completions (No TD)	0	0
Interceptions	0	1
Fumbles	1	2
Spot	0	1
2008 RECORD	1	4

CHALLENGE DESCRIPTION

9/7/08 at PIT (M. Schaub fumble)	Lost
9/7/08 at PIT (Spot)	Lost
9/21/08 at TEN (M. Griffin interception)	Lost
12/14/08 vs. TEN (Ball touched on punt)	Lost
12/28/08 vs. CHI (S. Slaton fumble)	Won

Category	Won	Lost
Completions (TD)	0	0
Completions (No TD)	0	1
Interceptions	1	2
Fumbles	0	5
Spot	0	0
2007 RECORD	1	8

CHALLENGE DESCRIPTION

9/16/07 at CAR (K. Lucas interception)	Won
9/16/07 at CAR (O. Daniels fumble)	Lost
9/23/07 vs. IND (R. Bolman interception)	Lost
9/30/07 at ATL (J. Harrington pass complete to R.White)	Lost
10/14/07 at JAX (B. Williams interception)	Lost
10/21/07 vs. TEN (J. Jones fumble)	Lost
11/18/07 vs. NO (O. Daniels fumble)	Lost
11/25/07 at CLE (O. Daniels fumble)	Lost
12/13/07 vs. DEN (T. Scheffler fumble)	Lost

Category	Won	Lost
Completions (TD)	0	1
Completions (No TD)	0	3
Interceptions	0	0
Fumbles	2	0
Spot	1	1
2006 RECORD	3	5

CHALLENGE DESCRIPTION

9/10/06 vs. PHI (D. McNabb TD pass to D. Stallworth)	Lost
9/17/06 at IND (IND TD challenged; overturned)	Won
10/15/06 at DAL (Punt return fumble)	Won
11/5/06 at NYG (J. Feagles pass to J. Feely)	Lost
11/12/06 at JAX (S. Rosenfels incomplete pass to O. Daniels)	Lost
12/2/06 at OAK (Punt return marked ob at HST 38. After review marked ob at OAK 41)	Won
12/24/06 vs. IND (P. Manning pass to B. Utecht)	Lost
12/31/06 vs. CLE (C. Taylor 2 yard run)	Lost

Category	Won	Lost
Completions (TD)	0	0
Completions (No TD)	0	0
Interceptions	0	0
Fumbles	0	2
Spot	0	0
2005 RECORD	0	2

CHALLENGE DESCRIPTION

9/11/05 at BUF (D. Carr fumble)	Lost
10/2/05 at CIN (D. Carr fumble)	Lost

Category	Won	Lost
Completions (TD)	0	1
Completions (No TD)	0	3
Interceptions	0	0
Fumbles	1	0
Spot	0	2
2004 RECORD	1	6

CHALLENGE DESCRIPTION

9/12/04 vs. SD (D. Brees TD pass to E. Parker)	Lost
10/10/04 vs. MIN (spot)	Lost
11/7/04 at DEN (spot)	Lost
11/14/04 at IND (P. Manning pass to B. Stokley)	Lost
11/14/04 at IND (P. Manning pass to B. Stokley)	Lost
11/21/04 vs. GB (D. Carr pass to J. Gaffney)	Lost
12/12/04 vs. IND (P. Manning fumble)	Won

Category	Won	Lost
Completions (TD)	0	0
Completions (No TD)	0	1
Interceptions	0	0
Fumbles	0	0
Spot	1	0
2003 RECORD	1	1

CHALLENGE DESCRIPTION

10/19/03 vs. NYJ (V. Testaverde pass to S. Moss)	Lost
11/30/03 vs. ATL (spot)	Won

Category	Won	Lost
Completions (TD)	0	1
Completions (No TD)	0	0
Interceptions	0	1
Fumbles	0	0
Spot	0	0
2002 RECORD	0	2

CHALLENGE DESCRIPTION

9/22/02 vs. IND (P. Manning TD pass to R. Wayne)	Lost
11/30/02 vs. CIN (A. Hawkins interception)	Lost

NFL STANDINGS

Game #12 • Houston Texans vs. New England Patriots • Sunday, Dec. 1, 2013

2013 NFL STANDINGS

AMERICAN FOOTBALL CONFERENCE

East Division

Team	W	L	T	Pct	PF	PA	Home	Away	Conf	Div	Streak
New England Patriots	8	3	0	.727	288	230	6-0-0	2-3-0	5-2-0	3-1-0	Won 1
New York Jets	5	6	0	.455	186	287	4-1-0	1-5-0	2-6-0	2-2-0	Lost 2
Miami Dolphins	5	6	0	.455	229	245	3-3-0	2-3-0	4-3-0	0-2-0	Lost 1
Buffalo Bills	4	7	0	.364	236	273	3-3-0	1-4-0	3-6-0	2-2-0	Won 1

North Division

Team	W	L	T	Pct	PF	PA	Home	Away	Conf	Div	Streak
Cincinnati Bengals	7	4	0	.636	275	206	5-0-0	2-4-0	5-3-0	2-2-0	Won 1
Pittsburgh Steelers	5	6	0	.455	243	256	3-2-0	2-4-0	4-4-0	2-1-0	Won 3
Baltimore Ravens	5	6	0	.455	227	215	4-1-0	1-5-0	5-4-0	2-2-0	Won 1
Cleveland Browns	4	7	0	.364	203	265	3-3-0	1-4-0	3-5-0	2-3-0	Lost 2

South Division

Team	W	L	T	Pct	PF	PA	Home	Away	Conf	Div	Streak
Indianapolis Colts	7	4	0	.636	263	260	3-2-0	4-2-0	5-2-0	3-0-0	Lost 1
Tennessee Titans	5	6	0	.455	250	245	2-4-0	3-2-0	4-4-0	0-3-0	Won 1
Jacksonville Jaguars	2	9	0	.182	142	324	0-5-0	2-4-0	2-5-0	2-1-0	Won 1
Houston Texans	2	9	0	.182	199	289	1-5-0	1-4-0	2-5-0	1-2-0	Lost 9

West Division

Team	W	L	T	Pct	PF	PA	Home	Away	Conf	Div	Streak
Denver Broncos	9	2	0	.818	429	289	6-0-0	3-2-0	5-2-0	3-0-0	Lost 1
Kansas City Chiefs	9	2	0	.818	270	179	5-1-0	4-1-0	6-2-0	1-2-0	Lost 2
San Diego Chargers	5	6	0	.455	269	260	2-2-0	3-4-0	3-5-0	1-2-0	Won 1
Oakland Raiders	4	7	0	.364	213	269	3-3-0	1-4-0	4-4-0	1-2-0	Lost 1

NATIONAL FOOTBALL CONFERENCE

East Division

Team	W	L	T	Pct	PF	PA	Home	Away	Conf	Div	Streak
Dallas Cowboys	6	5	0	.545	298	279	4-1-0	2-4-0	6-2-0	4-0-0	Won 1
Philadelphia Eagles	6	5	0	.545	276	260	1-4-0	5-1-0	5-2-0	3-2-0	Won 3
New York Giants	4	7	0	.364	213	280	3-3-0	1-4-0	3-5-0	1-3-0	Lost 1
Washington Redskins	3	8	0	.273	252	338	2-3-0	1-5-0	1-7-0	0-3-0	Lost 3

North Division

Team	W	L	T	Pct	PF	PA	Home	Away	Conf	Div	Streak
Detroit Lions	6	5	0	.545	286	277	3-2-0	3-3-0	5-3-0	3-1-0	Lost 2
Chicago Bears	6	5	0	.545	303	309	4-2-0	2-3-0	3-5-0	2-2-0	Lost 1
Green Bay Packers	5	5	1	.500	284	265	3-2-1	2-3-0	3-4-1	2-1-1	T 1
Minnesota Vikings	2	8	1	.227	266	346	2-3-0	0-5-1	1-7-1	0-3-1	T 1

South Division

Team	W	L	T	Pct	PF	PA	Home	Away	Conf	Div	Streak
New Orleans Saints	9	2	0	.818	305	196	6-0-0	3-2-0	7-0-0	3-0-0	Won 3
Carolina Panthers	8	3	0	.727	258	151	4-1-0	4-2-0	6-2-0	2-0-0	Won 7
Tampa Bay Buccaneers	3	8	0	.273	211	258	2-4-0	1-4-0	2-6-0	1-3-0	Won 3
Atlanta Falcons	2	9	0	.182	227	309	2-4-0	0-5-0	2-6-0	1-4-0	Lost 5

West Division

Team	W	L	T	Pct	PF	PA	Home	Away	Conf	Div	Streak
Seattle Seahawks	10	1	0	.909	306	179	5-0-0	5-1-0	7-0-0	3-0-0	Won 6
San Francisco 49ers	7	4	0	.636	274	184	3-2-0	4-2-0	4-3-0	2-1-0	Won 1
Arizona Cardinals	7	4	0	.636	254	223	5-1-0	2-3-0	4-4-0	0-3-0	Won 4
St. Louis Rams	5	6	0	.455	266	255	3-3-0	2-3-0	2-5-0	1-2-0	Won 2

WEEK 12 RESULTS

THU, NOV 21

New Orleans 17, Atlanta 13

SUN, NOV 24

Pittsburgh 27, Cleveland 11
Tampa Bay 24, Detroit 21
Green Bay 26, Minnesota 26 (OT)
San Diego 41, Kansas City 38
St. Louis 42, Chicago 21
Carolina 20, Miami 16
Baltimore 19, NY Jets 3
JACKSONVILLE 13, HOUSTON 6
Tennessee 23, Oakland 19
Arizona 40, Indianapolis 11
Dallas 24, NY Giants 21
New England 34, Denver 31 (OT)

MON, NOV 25

San Francisco 27, Washington 6

WEEK 13 SCHEDULE

THU, NOV 28

	TIME (CT)
Green Bay at Detroit	12:30 PM
Oakland at Dallas	3:30 PM
Pittsburgh at Baltimore	7:30 PM

SUN, DEC 1

	TIME (CT)
Jacksonville at Cleveland	NOON
Tennessee at Indianapolis	NOON
Chicago at Minnesota	NOON
Miami at NY Jets	NOON
Arizona at Philadelphia	NOON
Tampa Bay at Carolina	NOON
NEW ENGLAND AT HOUSTON	NOON
Atlanta at Buffalo	3:05 PM
St. Louis at San Francisco	3:05 PM
Denver at Kansas City	3:25 PM
Cincinnati at San Diego	3:25 PM
NY Giants at Washington	7:30 PM

MON, DEC 2

	TIME (CT)
New Orleans at Seattle	7:30 PM

PLAYER BIOS



WE ARE
TEXANS



BRYAN BRAMAN OUTSIDE LINEBACKER

50

Height: 6-5 | Weight: 241 | College: West Texas A&M |
Hometown: Spokane, Wash. | 3rd NFL Season |
3rd with Texans | Age as of Kickoff Weekend 2013: 26 |
Acquired: CFA-'11 | 2013 GP/GS: 11/0 |
Career GP/GS (Playoffs): 41/0 (4/0) | Teams: Houston, 2011-13 |

TRANSACTIONS: Signed with Houston Texans on July 28, 2011.

HONORS:

- USA Today All-Joe Team (2012)

2013 (Houston 11/0):

- Has seen action on special teams in all 11 games this season

2012 (Houston 14/0, 2/0):

- Saw action in the last 14 games of the season, leading the team with 16 special teams tackles and a franchise-record two blocked punts
- Inactive for the first two games of the season
- Made his season debut on special teams at Denver (9/23)
- Led the team with three special teams tackles vs. Tennessee (9/30)
- Made a special teams tackle at the New York Jets (10/8)
- Blocked a punt in the fourth quarter that DeVier Posey recovered for a touchdown vs. Green Bay (10/14)
- Named the Special Teams Player of the Game after recording two special teams tackles and recovering an onside kick vs. Baltimore (10/21)
- Made a tackle on special teams vs. Jacksonville (11/18)
- Had one special teams tackle at Detroit (11/22)
- Made a tackle on special teams at Tennessee (12/2)
- Recorded two tackles (one solo) and had one special teams tackle at New England (12/10)
- Blocked a punt in the second quarter and returned it eight yards for his first career touchdown vs. Indianapolis (12/16)
- Had two tackles on special teams vs. Minnesota (12/23)
- Made a tackle on special teams at Indianapolis (12/30)
- Had a tackle on special teams in AFC Wild Card Playoff vs. Cincinnati (1/5/13)

2011 (Houston 16/0, 2/0):

- Saw action in all 16 games, finishing with 0.5 sacks, a fumble recovery and seven special teams tackles
- Made his NFL debut vs. Indianapolis (9/11)
- Saw action at linebacker and on special teams for the first six games of the regular season
- Assisted on a special teams tackle vs. Oakland (10/9)
- Named the Special Teams Player of the Game after recording two special teams tackles at Tennessee (10/23)
- Made a special teams tackle vs. Jacksonville (10/30)
- Recovered a Josh Johnson fumble and made a special teams tackle at Tampa Bay (11/13)
- Assisted on a special teams tackle at Jacksonville (11/27)
- Teamed with OLB Jesse Nading to sack Tennessee QB Matt Hasselbeck for a 7-yard loss in the third quarter vs. Tennessee (11/12), the first sack of his career
- Made his postseason debut and assisted on one special teams tackle in AFC Wild Card Playoff vs. Cincinnati (1/7/12)

COLLEGE:

- Played at West Texas A&M University while current Texans assistant linebackers coach Bobby King was on staff
- Played defensive end at Long Beach City College in 2007 and 2008
- In 2008, he earned first team SCFA all-Southern Conference honors after having recorded 24 tackles (23 solo, one assisted) in 2008, while seeing action in eight games
- Had 42 solo stops to his credit to go along with 5.5 tackles for loss, one pass breakup, two fumble recoveries and 1.5 sacks
- Majored in sports & exercise sciences at WTAMU
- Redshirted at Idaho in 2006

PERSONAL:

- Was a standout defensive end for coach Mark Hester at Spokane Shadle Park High School in Spokane, Wash.

Braman's 2013 Season Statistics

Date	Opp	GP	GS	TotSolo	Asst	Sk	Yds	Int	Yds	Lg	TD	PD	FF	FR	Yds	TD
9/9	at SD	1	0	0	0	0	0.0	0	0	0	0	0	0	0	0	0
9/15	vs. TEN	1	0	0	0	0	0.0	0	0	0	0	0	0	0	0	0
9/22	at BAL	1	0	0	0	0	0.0	0	0	0	0	0	0	0	0	0
9/29	vs. SEA	1	0	0	0	0	0.0	0	0	0	0	0	0	0	0	0
10/6	at SF	1	0	0	0	0	0.0	0	0	0	0	0	0	0	0	0
10/13	vs. STL	1	0	0	0	0	0.0	0	0	0	0	0	0	0	0	0
10/20	at KC	1	0	0	0	0	0.0	0	0	0	0	0	0	0	0	0
11/3	vs. IND	1	0	0	0	0	0.0	0	0	0	0	0	0	0	0	0
11/10	at ARI	1	0	0	0	0	0.0	0	0	0	0	0	0	0	0	0
11/17	vs. OAK	1	0	0	0	0	0.0	0	0	0	0	0	0	0	0	0
11/24	vs. JAC	1	0	0	0	0	0.0	0	0	0	0	0	0	0	0	0
12/1	vs. NE	0	0	0	0	0	0.0	0	0	0	0	0	0	0	0	0
12/5	at JAC	0	0	0	0	0	0.0	0	0	0	0	0	0	0	0	0
12/15	at IND	0	0	0	0	0	0.0	0	0	0	0	0	0	0	0	0
12/22	vs. DEN	0	0	0	0	0	0.0	0	0	0	0	0	0	0	0	0
12/29	at TEN	0	0	0	0	0	0.0	0	0	0	0	0	0	0	0	0
2013 Totals		11	0	0	0	0	0.0	0	0	0	0	0	0	0	0	0

Braman's Career Statistics

Year	Team	GP	GS	TotSolo	Asst	Sk	Yds	Int	Yds	Lg	TD	PD	FF	FR	Yds	TD
2011	Hou	16	0	1	0	1	0.5	3.5	0	0	0	0	0	1	0	0
2012	Hou	14	0	6	4	2	0.0	0.0	0	0	0	0	0	0	0	0
2013	Hou	11	0	0	0	0	0.0	0.0	0	0	0	0	0	0	0	0
Career		41	0	7	4	3	0.5	3.5	0	0	0	0	0	1	0	0

Braman's Career Highs

Tackles	2	Twice, most recent: at New England, 12/10/12
Sacks	0.5	vs. Tennessee, 1/1/12
Fumble Recoveries	1	at Tampa Bay, 11/13/11
Blocked Punts	1	Twice, most recent: vs. Indianapolis, 12/16/12

Additional Statistics

Special Teams Tackles: 28 total; 2011 – 7, 2012 – 16; 2013 - 5.

Braman's Career Playoff Statistics

Date	Opp.	GP	GS	TotSolo	Asst	Sk	Yds	Int	Yds	Lg	TD	PD	FF	FR	Yds	TD
1/7/12	vs. Cin (WC)	1	0	0	0	0	0.0	0.0	0	0	0	0	0	0	0	0
1/15/12	at Bal (Div)	1	0	0	0	0	0.0	0.0	0	0	0	0	0	0	0	0
1/5/13	vs. Cin (WC)	1	0	0	0	0	0.0	0.0	0	0	0	0	0	0	0	0
1/13/13	at NE (Div)	1	0	0	0	0	0.0	0.0	0	0	0	0	0	0	0	0
Career		4	0	0	0	0	0.0	0.0	0	0	0	0	0	0	0	0



BRANDON BROOKS

GUARD

79

Height: 6-5 | Weight: 335 | College: Miami (Ohio) |
 Hometown: Milwaukee, Wisc. | 2nd NFL Season |
 2nd with Texans | Age as of Kickoff Weekend 2013: 24 |
 Acquired: D3b, 2012 (76th overall) | 2013 GP/GS: 10/10 |
 Career GP/GS (Playoffs): 16/10 (2/0) | Teams: Houston, 2012-13 |

TRANSACTIONS: Selected by Houston Texans in the third round (76th overall) of the 2012 NFL Draft... Signed by Texans on July 24, 2012.

HONORS:

- Madden Most Valuable Protectors Award (Week 13, 2012)

2013 (Houston 10/10):

- Has started 10 games at RG this season
- Made his first career start and helped block for an offense that totaled 449 yards at San Diego (9/9) in Week 1
- Helped pave the way for 172 yards on the ground vs. Tennessee (9/15) in Week 2
- Was inactive due to a toe injury at San Francisco (10/6)
- Blocked for an offense that produced a season-high 483 yards vs. Indianapolis (11/3) in Week 9

2012 (Houston 6/0, 2/0):

- Saw action as a reserve guard in the final six games of his rookie season as well as two playoff games
- Inactive for the first 10 games of the season
- Made his NFL debut on special teams at Detroit (11/22)
- Helped pave the way for Arian Foster to rush for 140 yards while not allowing Matt Schaub to be sacked in the AFC Wild Card Playoff vs. Cincinnati (1/5/13)

COLLEGE:

- Started 41-of-45 games he played at Miami (Ohio), 15 at left guard, 14 at left tackle and 12 at right guard
- Registered 287 knockdowns and 47 touchdown-resulting blocks
- Had touchdown-resulting blocks on 35 of the RedHawks' 40 rushing touchdowns in his career
- Three-time All-Mid-American Conference second-team selection
- All-American honorable mention, Super Sleeper Team and All-MAC first-team selection by The NFL Draft Report and earned second-team All-MAC accolades from the league's coaches and media
- Shifted to right guard for his senior campaign, starting all 12 games
- Earned All-MAC second-team recognition as a junior, despite playing in only seven games
- Started all 12 games at left tackle and earned All-MAC second-team honors as a sophomore as he was credited with 12 touchdown-resulting blocks
- Named the RedHawks' Freshman of the Year, starting all 12 games at left guard with 70 knockdowns
- Redshirted as a freshman in 2007

PERSONAL:

- Attended Riverside University High School (Milwaukee, Wis.) where he played both offense and defense
- Named two-time team MVP and team captain as a senior in high school, leading the team to an 11-2 record and a berth in the state playoffs
- Also lettered in basketball and baseball
- Psychology major
- At a listed 340 pounds, is the biggest player in Texans history

Brooks' Career Stats

- Games/Starts: 2012: 6/0; 2013: 10/10 Total: 16/10.
- Postseason Games/Starts: 2012: 2/0; Totals: 2/0.



DUANE BROWN TACKLE

76

Height: 6-4 | Weight: 303 | College: Virginia Tech |
Hometown: Richmond, Va. | 6th NFL Season |
6th with Texans | Age as of Kickoff Weekend 2013: 28 |
Acquired: D1-'08 (26th overall) | 2013 GP/GS: 9/9 |
Career GP/GS (Playoffs): 85/85 (4/4) | Teams: Houston, 2008-13 |

TRANSACTIONS: Selected by Houston Texans in first round (26th pick overall) of the 2008 NFL Draft... Signed by Texans on July 25, 2008... Re-signed by Texans on Aug. 16, 2012.

HONORS:

- Associated Press First Team All-Pro (2012)
- Associated Press Second Team All-Pro (2011)
- Pro Bowl (2013)
- USA Today All-Joe Team (2011)
- Madden Most Valuable Protectors Award (Week 7, 2011; Week 4, 2012; Week 13, 2012)

CAREER:

- Was the second rookie in Texans history to start all 16 games on the offensive line
- Garnered All-Pro honors in 2011 and 2012
- Has blocked for four 1,000-yard rushers and was a part of a top-10 offense in four of his first five years in the League
- Has been called for holding just three times in 85 games

2013 (Houston 9/9):

- Has started nine games at LT this season
- Helped block for an offense that totaled 449 yards at San Diego (9/9) in Week 1
- Helped pave the way for 172 yards on the ground vs. Tennessee (9/15) in Week 2
- Was Inactive due to a toe injury in Weeks 3 (at Baltimore) and 4 (vs. Seattle)
- Blocked for an offense that produced a season-high 483 yards vs. Indianapolis (11/3) in Week 9
- Moved into 11th place on the franchise's all-time games played list at 85 games vs. Jacksonville (11/24) in Week 12

2012 (Houston 16/16, 2/2):

- Part of an offense that ranked 7th in the NFL and Started all 16 games for the fourth time in his career, earning Associated Press All-Pro First Team honors as well as being selected as a starter for the AFC in the Pro Bowl
- Part of an offensive line that cleared the way for Texans running backs to rush for 216 yards and three touchdowns while not allowing Matt Schaub to be sacked at Jacksonville (9/17)
- Helped provide protection for Schaub, enabling him to tie a career-high with four touchdown passes at Denver (9/23)
- Helped Arian Foster rush for 152 yards and a touchdown at the New York Jets (10/8)
- Part of an offense that set a franchise record by scoring 43 points vs. Baltimore (10/21)
- Helped Foster go over 100 yards for the fourth time this season as he gained 111 yards on 24 carries and scored a touchdown vs. Buffalo (11/4)
- Part of an offense that set a franchise record with 653 yards of offense and tied the franchise scoring record with 43 points vs. Jacksonville (11/18) and put up another 501 yards at Detroit (11/22)
- Paved the way for Foster to rush for 140 yards while not allowing Schaub to be sacked in the AFC Wild Card Playoff vs. Cincinnati (1/5/13)

2011 (Houston 16/16, 2/2):

- Second-Team AP All-Pro choice after blocking for 1,200-yard and 900-yard rushers and allowing 2.0 sacks (according to StatsPass, Inc.)
- Paved the way for Ben Tate to rush for 116 yards vs. Indianapolis (9/11) and 103 yards at Miami (9/18)
- Provided pocket protection enabling Schaub to throw for 373 yards and three touchdowns at New Orleans (9/25)
- Helped control the line of scrimmage, clearing the way for Foster to rush for 155 yards and a touchdown vs. Pittsburgh (10/2)
- Part of an offense that put up 518 total yards, the fourth-highest in team history, which included two 100-yard rushers and a 100-yard receiver at Tennessee (10/23)
- Cleared holes on the offensive line enabling the Texans to rush for a franchise-record 261 yards, including two 100-yard rushers for the second time that season, vs. Cleveland (11/6)
- Paved the way for Foster to become the first player to rush for over 100 yards on the Falcons defense in the 2011 season when he went for 111 yards on 31 carries vs. Atlanta (12/4)
- Helped Foster go over 100 yards for the sixth time that season and over 1,000 yards rushing for the second consecutive season vs. Carolina (12/18)
- Started at left tackle in his postseason debut and opened holes for Foster to rush for 153 yards in AFC Wild Card Playoff vs. Cincinnati (1/7/12)
- Paved the way for Foster to rush for 132 yards, the most Baltimore's defense has ever given up in a postseason game, in AFC Divisional Playoff at Baltimore (1/15/12)

2010 (Houston 12/12):

- Started 12 games at left tackle, clearing holes to help Foster rush for a franchise record 1,616 yards and win 2010 rushing title
- Helped pave the way for Foster's franchise-record 231 yards rushing vs. Indianapolis (9/12)
- Provided pocket protection for Schaub, enabling him to throw for a then-franchise-record 497 yards and three touchdowns at Washington (9/19)

- Opened holes for Foster to rush for 143 yards vs. Tennessee (11/28)
- Paved the way for Foster to rush for 180 yards vs. Jacksonville (1/2) and wrap up the 2010 NFL rushing title

2009 (Houston 16/16):

- Started at right guard and helped Schaub set a career high with four touchdown passes at Tennessee (9/20)
- Helped Schaub pass for his second consecutive 300-yard game vs. Jacksonville (9/27)

2008 (Houston 16/16):

- Started all 16 games and helped clear the way for RB Steve Slaton to lead all rookie rushers with 1,282 yards
- Helped Slaton run for his first 100-yard game when he started at right guard at Jacksonville (9/28)
- Helped Schaub throw three touchdown passes at Jacksonville and again vs. Cincinnati (10/26)
- Helped Slaton set a Texans rookie record with 156 rushing yards at Indianapolis (11/16)
- Blocked for Schaub to throw for 414 yards and two touchdowns at Green Bay (12/7)
- Started at right guard vs. Tennessee (12/14) in which he was part of the offensive line that helped Slaton run for his third consecutive 100-yard game

COLLEGE:

- Registered 71 knockdown blocks in his three seasons as an offensive tackle
- Earned second-team All-Atlantic Coast Conference recognition for the second straight season and was a two-time state Offensive Lineman/End of the Year pick by the Richmond Touchdown Club
- Recorded six tackles and blocked three kicks on special teams as a senior and also caught three passes for 64 yards (21.3 average) and one touchdown, adding three yards on a rushing attempt
- Apparel, housing and resource management major, with a minor in consumer studies

PERSONAL:

- Attended Hermitage (Richmond, Va.) High School where he lettered twice as a tight end and defensive end
- Played in the Panthers' first three games his senior year before suffering a broken leg, but returned for the Central Region semifinal game, catching seven passes for just under 100 yards in his limited playing time, and also recorded 15 tackles along with a pair of sacks to earn second-team All-District honors
- Lettered in basketball and track, as he finished fourth in the Group AAA outdoor shot put competition

Brown's Career Stats

- Games/Starts: 2008: 16/16; 2009: 16/16; 2010: 12/12; 2011: 16/16; 2012: 16/16; 2013: 9/9; Total: 85/85.
- Postseason Games/Starts: 2011: 2/2; 2012: 2/2; Total: 4/4.



RANDY BULLOCK

KICKER

4

Height: 5-9 | Weight: 206 | College: Texas A&M |
 Hometown: Klein, Texas | 2nd NFL Season |
 2nd with Texans | Age as of Kickoff Weekend 2013: 23 |
 Acquired: D5, 2012 (161st overall) | 2013 GP: 11 |
 Career GP (Playoffs): 11 (0) | Teams: Houston, 2012-13 |

TRANSACTIONS: Selected by Houston Texans in the fifth round (161st overall) of the 2012 NFL Draft...
 Placed on injured reserve on Aug. 27, 2012.

2013 (Houston 11/0):

- Converted 1-of-2 FGs, including a 41-yard game-winner in his first career game at San Diego (9/9) in Week 1
- Converted 3-of-3 FGs, including a long of 47 yards at Baltimore (9/22) in Week 3
- Converted 3-of-3 FGs, including a 48-yarder at Kansas City (10/20) in Week 7
- Had made 11 of his past 12 before going 1-of-4 on FGs, including a 43-yarder vs. Indianapolis (11/3) in Week 9
- Converted 3-of-3 FGs, including a career-long 51-yarder vs. Oakland (11/17)
- Has converted field goals in nine straight games, tied for the third-longest streak in franchise history, with his two field goals made vs. Jacksonville (11/24) in Week 12

2012 (Houston 0/0):

- Placed on injured reserve after suffering a leg injury during the preseason (8/27)

COLLEGE:

- First Team All-American, All-Big XII and the Lou Groza Place-Kicker Award winner as a senior
- Holds the career scoring record at Texas A&M with 365 points and ranks eighth on the Big XII Conference all-time record chart
- Set a school season scoring record with 142 points in 2011, besting Joel Hunt's mark of 128 points, set in 1927, and ranking second in Big XII history
- Holds the school all-time record with 63 field goals, which ranks him third in Big XII Conference history
- Set a school single-season record with 29 field goals and 55 PATs in 2011
- Set the Texas A&M career record with 176 successful PATs
- Earned All-America first-team honors from The NFL Draft Report, Associated Press, Sporting News, American Football Coaches Association, Walter Camp, Sports Illustrated, CBSSports.com and Pro Football Weekly for his senior season
- Led the nation with an average of 2.33 field goals per game in 2011
- His 29 field goals tied for the third-most in NCAA FBS history
- Earned All-Big XII Conference honorable mention and Academic All-Big XII accolades his junior year
- Took over as the No. 1 kicking option and scored 87 points on 12 of 19 field goals and 51 PATs his sophomore year
- Kicked in the team's final seven games and scored 38 points his freshman season

PERSONAL:

- Attended Klein High School, where he earned first-team All-District honors after connecting on 11-of-14 field goal attempts and was a perfect on 39 PATs in 2007
- Earned All-Greater Houston and All-Texas accolades
- Booted a 54-yard field goal, believed to be the eighth-longest field goal in Texas high school football history

Bullock's 2013 Season Statistics

Date	Opp	GP	FG	FGA	Pct	Lg	Blk	XP	XPA	Pct	Blk	Pts
9/9	at SD	1	1	2	50.0	41	0	4	4	100.0	0	7
9/15	vs. TEN	1	0	3	0.0	--	0	2	2	100.0	0	2
9/22	at BAL	1	3	3	100.0	47	0	0	0	--	0	9
9/29	vs. SEA	1	2	2	100.0	42	0	2	2	100.0	0	8
10/6	at SF	1	1	2	50.0	41	0	0	0	--	0	3
10/13	vs. STL	1	2	2	100.0	35	0	1	1	100.0	0	7
10/20	at KC	1	3	3	100.0	48	0	1	1	100.0	0	10
11/3	vs. IND	1	1	4	25.0	43	0	3	3	100.0	0	6
11/10	at ARI	1	1	2	50.0	48	1	3	3	100.0	0	6
11/17	vs. OAK	1	3	3	100.0	51	0	2	2	100.0	0	11
11/24	vs. JAC	1	2	2	100.0	49	0	0	0	--	0	6
12/1	vs. NE	0	0	0	--	--	0	0	0	--	0	0
12/5	at JAC	0	0	0	--	--	0	0	0	--	0	0
12/15	at IND	0	0	0	--	--	0	0	0	--	0	0
12/22	vs. DEN	0	0	0	--	--	0	0	0	--	0	0
12/29	at TEN	0	0	0	--	--	0	0	0	--	0	0
2013 Totals		11	19	28	67.9	51	1	18	18	100.0	0	75

Bullocks Career Statistics

Year	Team	GP	FG	FGA	Pct	Lg	Blk	XP	XPA	Pct	Blk	Pts
2013	Hou	11	19	28	67.9	51	1	18	18	100.0	0	75



JAKE BYRNE

TIGHT END

89

Height: 6-4 | Weight: 258 | College: Wisconsin |
 Hometown: Rogers, Ark. | 1st NFL Season |
 1st with Texans | Age as of Kickoff Weekend 2013: 23 |
 Acquired: FA-'12 | 2013 GP/GS: 5/0 | Career GP/GS: 5/0 |
 Teams: New Orleans, 2012; Houston, 2012-13 |

TRANSACTIONS: Signed with New Orleans Saints on April 30, 2012...Released by Sains on Aug. 27, 2012...Signed by Houston Texans to practice squad on Jan. 8, 2013...Re-signed with Texans on Jan. 14, 2013...Released by Texans on Aug. 31, 2013...Signed by the San Diego Chargers to the practice squad on Sept. 2, 2013...Re-signed with the Texans off of the Chargers practice squad on Oct. 9, 2013.

2013 (Houston 5/0):

- Has seen action as a TE and on special teams in five games with the team this season
- Did not play vs. Indianapolis (11/3) in Week 9

2012 (Houston 0/0, 0/0):

- Spent training camp with the New Orleans Saints before joining the Texans practice squad for the postseason

COLLEGE:

- Was a four-year letterman for the Badgers, appearing in 51 games with 21 starts and totaling six receptions for 57 yards and one touchdown
- As a senior, started 13 of the 14 games he appeared in and caught one pass for 14 yards
- As a junior in 2010, appeared in 13 games with eight starts and caught a career-high five passes for 53 yards with one TD

PERSONAL:

- Prepped at Rogers (Ark.) HS where he was a three-year letterman in football
- Named to the Northwest Arkansas "Super Team" and earned first-team all-state, first-team all-area and offensive player of the year honors as a senior
- Earned first-team all-conference and All-American honors as a junior
- Named player of the year as a sophomore
- Also lettered in basketball

Byrne's 2013 Season Statistics

Date	Opp	GP	GS	Rush	Yds	Avg	Lg	TD	Rec	Yds	Avg	Lg	TD
9/9	at SD			Not With Team									
9/15	vs. TEN			Not With Team									
9/22	at BAL			Not With Team									
9/29	vs. SEA			Not With Team									
10/6	at SF			Not With Team									
10/13	vs. STL	1	0	0	0	--	--	0	0	0	--	--	0
10/20	at KC	1	0	0	0	--	--	0	0	0	--	--	0
11/3	vs. IND	0	0	0	0	--	--	0	0	0	--	--	0
11/10	at ARI	1	0	0	0	--	--	0	0	0	--	--	0
11/17	vs. OAK	1	0	0	0	--	--	0	0	0	--	--	0
11/24	vs. JAC	1	0	0	0	--	--	0	0	0	--	--	0
12/1	vs. NE	0	0	0	0	--	--	0	0	0	--	--	0
12/5	at JAC	0	0	0	0	--	--	0	0	0	--	--	0
12/15	at IND	0	0	0	0	--	--	0	0	0	--	--	0
12/22	vs. DEN	0	0	0	0	--	--	0	0	0	--	--	0
12/29	at TEN	0	0	0	0	--	--	0	0	0	--	--	0
2013 Totals		5	0	0	0	--	--	0	0	0	--	--	0



JARED CRICK DEFENSIVE END

Height: 6-4 | Weight: 285 | College: Nebraska |
Hometown: Cozad, Neb. | 2nd NFL Season |
2nd with Texans | Age as of Kickoff Weekend 2013: 24 |
Acquired: D4c, 2012 (126th overall) | 2013 GP/GS: 11/1 |
Career GP/GS (Playoffs): 26/1 (2/0) | Teams: Houston, 2012-13 |

93

TRANSACTIONS: Selected by Houston Texans in the fourth round (126th overall) of the 2012 NFL Draft... Signed by Texans on May 14, 2012.

2013 (Houston 11/1):

- Has played in all 11 games this season at DE with one start
- Made his first career start at DE and recorded a career-high six tackles (three solo) at San Diego (9/9) in Week 1
- Recorded four assisted tackles and a career-high two passes defended at San Francisco (10/6) in Week 5

2012 (Houston 15/0, 2/0):

- Saw action in 15 games as a rookie, collecting 30 tackles (17 solo) and batting down two passes
- Made his NFL debut and made one solo tackle in the season opener vs. Miami (9/9)
- Had two tackles (one solo) at Jacksonville (9/16)
- Did not play at the New York Jets (10/8)
- Had six tackles (two solo) vs. Green Bay (10/14)
- Had two solo tackles vs. Baltimore (10/21)
- Made two tackles and broke up a pass at the line of scrimmage vs. Buffalo (11/4)
- Assisted on two tackles vs. Jacksonville (11/18)
- Collected four tackles (three solo) at Detroit (11/22)
- Recorded two tackles at Tennessee (12/2)
- Registered four tackles (two solo) at New England (12/10)
- Collected two tackles (one solo) vs. Indianapolis (12/16)
- Made a tackle vs. Minnesota (12/23)
- Had one tackle at Indianapolis (12/30)
- Made his postseason debut in AFC Wild Card Playoff vs. Cincinnati (1/5/13)
- Assisted on one tackle in AFC Divisional Playoff at New England (1/13/13)

COLLEGE:

- Started his final 33 games at strong-side defensive tackle after beginning his career as a defensive end and appeared in 42 contests
- Saw his senior year cut short with a torn pectoral muscle that caused him to miss the final eight games
- Recorded 167 tackles (75 solo) in his career
- Ranks eighth on Nebraska's all-time sacks list with 20.0 (145 yards), had 35.0 tackles for loss (162 yards) for his career, one forced fumble, two fumble recoveries, eight pass breakups and two blocked kicks in his career
- Ranks 13th on the Nebraska's single-season chart with 17 tackles for loss in 2010
- Set school single-game records with five sacks and seven tackles for loss vs. Baylor in 2009
- Recipient of the Big Ten Conference Sportsmanship Award in his senior season
- Received first-team All-America honors from Rivals.com, adding second-team accolades from the Associated Press, Sports Illustrated and CBSSports.com for his junior season
- A unanimous All-Big XII Conference first-team choice and a member of the Big XII Commissioner's Spring Academic Honor Roll in 2010
- Received All-Big XII Conference first-team honors from the league's coaches his sophomore year
- Recorded a career-high 73 tackles (31 solos), ranked second on the squad and sixth in the league with 9.5 sacks (57 yards) and had 15 tackles for loss (63 yards)
- Played in nine games and made two tackles with a pass breakup as a freshman
- Chosen Freshman All-SEC by the league's coaches his freshman year
- Redshirted as a freshman and moved inside to tackle from defensive end in the spring of 2008
- Two-time member of the Brook Berringer Citizenship Team for his community outreach work

PERSONAL:

- A three-sport star at Cozad (Neb.) High School where he recorded 75 tackles and five sacks as a junior en route to Class C-1 all-state honors from the Omaha World-Herald and honorable-mention all-state accolades from the Lincoln Journal Star
- As a senior, earned second-team All-Nebraska honors from the Omaha World-Herald and second-team Super-State honors from the Lincoln Journal Star, adding first-team Class B honors from both papers
- Led the basketball team with 12 points and eight rebounds per game and finished second in the state in the shot put with a throw of 60 10-1/4 in the state track and field championships

Crick's 2013 Season Statistics

Date	Opp	GP	GS	TotSolo	Asst	Sk	Yds	Int	Yds	Lg	TD	PD	FF	FR	Yds	TD
9/9	at SD	1	1	6	3	3	0.0	0	0	0	0	0	0	0	0	0
9/15	vs. TEN	1	0	1	0	1	0.0	0	0	0	0	0	0	0	0	0
9/22	at BAL	1	0	4	1	3	0.0	0	0	0	0	0	0	0	0	0
9/29	vs. SEA	1	0	1	0	1	0.0	0	0	0	0	0	0	0	0	0
10/6	at SF	1	0	4	0	4	0.0	0	0	0	0	2	0	0	0	0
10/13	vs. STL	1	0	3	2	1	0.0	0	0	0	0	0	0	0	0	0
10/20	at KC	1	0	0	0	0	0.0	0	0	0	0	0	0	0	0	0
11/3	vs. IND	0	0	0	0	0	0.0	0	0	0	0	0	0	0	0	0
11/10	at ARI	1	0	2	1	1	0.0	0	0	0	0	0	0	0	0	0
11/17	vs. OAK	1	0	2	1	1	0.0	0	0	0	0	0	0	0	0	0
11/24	vs. JAC	1	0	3	3	0	0.0	0	0	0	0	0	0	0	0	0
12/1	vs. NE	0	0	0	0	0	0.0	0	0	0	0	0	0	0	0	0
12/5	at JAC	0	0	0	0	0	0.0	0	0	0	0	0	0	0	0	0
12/15	at IND	0	0	0	0	0	0.0	0	0	0	0	0	0	0	0	0
12/22	vs. DEN	0	0	0	0	0	0.0	0	0	0	0	0	0	0	0	0
12/29	at TEN	0	0	0	0	0	0.0	0	0	0	0	0	0	0	0	0
2013 Totals		11	1	27	11	16	0.0	0	0	0	0	2	0	0	0	0

Crick's Career Statistics

Year	Team	GP	GS	TotSolo	Asst	Sk	Yds	Int	Yds	Lg	TD	PD	FF	FR	Yds	TD
2012	Hou	15	0	30	17	13	0.0	0	0	0	0	2	0	0	0	0
2013	Hou	11	1	27	11	16	0.0	0	0	0	0	2	0	0	0	0
Career		26	1	57	28	29	0.0	0	0	0	0	4	0	0	0	0

Crick's Career Highs

Tackles	6	at San Diego, 9/9/13
Passes Defended	2	at San Francisco, 10/7/13

Crick's Career Playoff Statistics

Date	Opp.	GP	GS	TotSolo	Asst	Sk	Yds	Int	Yds	Lg	TD	PD	FF	FR	Yds	TD
1/5/13	vs. Cin (WC)	1	0	0	0	0	0.0	0	0	0	0	0	0	0	0	0
1/13/13	at NE (Div)	1	0	1	0	1	0.0	0	0	0	0	0	0	0	0	0
Career		2	0	1	0	1	0.0	0	0	0	0	0	0	0	0	0



ANDREW GARDNER

TACKLE

66

Height: 6-6 | Weight: 308 | College: Georgia Tech |
 Hometown: Tyrone, Ga. | 4th NFL Season |
 3rd with Texans | Age as of Kickoff Weekend 2013: 27 |
 Acquired: FA-'11 | 2013 GP/GS: 3/0 |
 Career GP/GS (Playoffs): 8/0 (0/0) | Teams: Miami, 2009; Baltimore, 2010; Minnesota, 2010; Cincinnati, 2011; Houston, 2011-13 |

TRANSACTIONS: Selected by Miami Dolphins in the sixth round (181st overall) of the 2009 NFL Draft...Signed by Dolphins on June 22, 2009...Released by Dolphins on Sept. 4, 2010...Signed to Baltimore Ravens practice squad on Sept. 10, 2010...Released by Ravens on Sept. 14, 2010...Signed to Minnesota Vikings practice squad on Oct. 6, 2010...Released by Vikings on Nov. 11, 2010...Signed to Cincinnati Bengals practice squad on Nov. 16, 2010...Signed by Bengals on Jan. 3, 2011...Released by Bengals on Aug. 23, 2011...Signed by Houston Texans on Aug. 30, 2011...Released by Texans on Sept. 3, 2011...Signed to Texans practice squad on Sept. 4, 2011...Signed to Texans active roster on Sept. 22, 2011...Re-signed with Texans on March 15, 2013.

HONORS:

- Madden Most Valuable Protectors Award (Week 13, 2012)

2013 (Houston 3/0):

- Saw his only action of the season as a reserve OL in Weeks 3 (at Baltimore), 4 (vs. Seattle) and 11 (vs. Oakland)

2012 (Houston 3/0, 0/0):

- Played in three games in the 2012-13 season, making his debut appearance at Chicago (11/11).
- Inactive for 13 games and both playoff games

2011 (Houston 1/0, 9/0):

- Signed off Texans practice squad to the active roster (9/22)
- Inactive for 13 games of the regular season
- Made his Texans debut on the field goal unit in the third quarter vs. Tennessee (1/1/12)
- Inactive for both playoff games

2009 (Miami 1/0):

- Made his professional debut at Buffalo (11/29)
- Inactive for 15 games of the 2009 season

COLLEGE:

- Four-year starter at Georgia Tech
- Started the first 48 games of his career, but was limited by a torn labrum for much of his senior season, and after eight games as a senior, he underwent season-ending surgery
- Earned first-team All-Atlantic Coast Conference honors as both a junior and a senior
- Honorable mention All-ACC as a sophomore and was on the 2005 All-ACC freshman team

PERSONAL:

- Born in Chamblee, Ga., and attended Sandy Creek High School in Tyrone, Ga., where he was an honorable mention Class AAAA all-state selection as a senior
- Also was an all-county basketball player at Sandy Creek
- Married (wife Jennifer), with a son

Gardner's Career Statistics:

- Games/Starts: 2009: 1/0; 2011: 1/0; 2012: 3/0; 2013 3/0 Total: 8/0.



GARRETT GRAHAM

TIGHT END

88

Height: 6-3 | Weight: 243 | College: Wisconsin |
Hometown: Brick, N.J. | 4th NFL Season |
4th with Texans | Age as of Kickoff Weekend 2013: 27 |
Acquired: D4b-'10 (118th overall) | 2013 GP/GS: 11/9 |
Career GP/GS (Playoffs): 39/18 | Teams: Houston, 2010-13 |

TRANSACTIONS: Selected by Houston Texans in the fourth round (118th overall) of the 2010 NFL Draft... Signed by Texans on July 28, 2010.

2013 (Houston 11/9):

- Has started at TE in nine-of-11 games played this season
- Started at TE and recorded four receptions for 27 yards (6.8 avg.) and a touchdown at San Diego (9/9) in Week 1
- Started at TE and recorded three receptions for 30 yards (10.0 avg.) and a touchdown vs. Tennessee (9/15) in Week 2
- Started at TE and recorded five receptions for 69 yards (13.8 avg.), including a career-long 31-yard touchdown vs. Seattle (9/29) in Week 4
- Surpassed his career-high of receiving yards in a season after recording two catches for 18 yards at Arizona (11/10) in Week 10
- Caught seven passes for a career and franchise-high 136 yards (19.4 avg.) and a touchdown vs. Oakland (11/17). Also surpassed his career-high of receptions in the game

2012 (Houston 15/9, 2/2):

- Posted career bests of 28 receptions for 233 yards and three touchdowns
- Saw action at tight end and on special teams in the season opener vs. Miami (9/9)
- Caught one pass for 15 yards at Jacksonville (9/16)
- Made his first career start and caught two passes for a career-high 39 yards including a long of 27 yards at Denver (9/23)
- Caught three passes for 25 yards vs. Green Bay (10/14)
- Had two receptions for 32 yards vs. Baltimore (10/21)
- Scored his first career touchdown on a 5-yard pass in the fourth quarter vs. Buffalo (11/4)
- Had a career-best eight receptions for 82 yards and two touchdowns vs. Jacksonville (11/18)
- Inactive at New England (12/10)
- Caught two passes for 14 yards vs. Minnesota (12/23)
- Started his first career playoff games and caught three passes for 29 yards in the AFC Wild Card Playoff vs. Cincinnati (1/5/13)
- Started his second consecutive playoff game and made two catches for 13 yards in the AFC Divisional playoff at New England (1/13/13)

2011 (Houston 7/0, 0/0):

- Made his season debut vs. Indianapolis (9/11)
- Inactive for nine games
- Saw action at tight end and on special teams in seven games of the regular season
- Caught his first career pass, a 24-yard gain in the third quarter vs. Tennessee (1/1/12) and saw action at reserve outside linebacker late in the game
- Inactive for both playoff games

2010 (Houston 6/0):

- Played in six games, primarily on special teams
- Made his professional debut on special teams vs. Kansas City (10/17)

COLLEGE:

- Started 33-of-40 games for the Badgers, catching 121 passes for 1,492 yards and 16 touchdowns
- Became the 20th player in school history with 1,000 yards receiving in a career and was the fifth Wisconsin tight end to accomplish that feat
- His 16 touchdown catches topped the previous school all-time record for tight ends
- Earned first-team All-Big Ten Conference honors in 2009 from the media and second-team accolades from the league's coaches and was named 2009 team co-MVP
- Started 13 games and caught career-high 51 passes for 624 yards (12.2 avg.) and seven touchdowns
- 2008 All-Big Ten Conference first-team selection by the league's media, The NFL Draft Report and CBS Sportsline, earning second team honors from the conference's coaches
- Led the team with a career-high 40 receptions for 540 yards and five touchdowns, as it marked the third-straight year a tight end led the team in catches
- Started 10-of-13 games in 2007 in the team's two-tight end formation and finished second on the team, catching 30 passes for 328 yards and four touchdowns

PERSONAL:

- Attended Brick Township Memorial (Brick, N.J.) High School and was named to the Associated Press, Newark Star-Ledger and Gannett News All-State teams as a junior and senior
- New Jersey Top 25 and National Top 35 prospect selection, earning a four-star rating from Rivals.com

Graham's 2013 Season Statistics

Date	Opp	GP	GS	Rush	Yds	Avg	Lg	TD	Rec	Yds	Avg	Lg	TD
9/9	at SD	1	1	0	0	--	--	0	4	27	6.8	12	1
9/15	vs. TEN	1	1	0	0	--	--	0	3	30	10.0	18	1
9/22	at BAL	1	0	0	0	--	--	0	0	0	--	--	0
9/29	vs. SEA	1	1	0	0	--	--	0	5	69	13.8	31	1
10/6	at SF	1	0	0	0	--	--	0	3	15	5.0	9	0
10/13	vs. STL	1	1	0	0	--	--	0	2	25	12.5	20	0
10/20	at KC	1	1	0	0	--	--	0	3	38	12.7	27	0
11/3	vs. IND	1	1	0	0	--	--	0	4	46	11.5	20	0
11/10	at ARI	1	1	0	0	--	--	0	2	18	9.0	12	0
11/17	vs. OAK	1	1	0	0	--	--	0	7	136	19.4	42	1
11/24	vs. JAC	1	1	0	0	--	--	0	5	32	6.4	8	0
12/1	vs. NE	0	0	0	0	--	--	0	0	0	--	--	0
12/5	at JAC	0	0	0	0	--	--	0	0	0	--	--	0
12/15	at IND	0	0	0	0	--	--	0	0	0	--	--	0
12/22	vs. DEN	0	0	0	0	--	--	0	0	0	--	--	0
12/29	at TEN	0	0	0	0	--	--	0	0	0	--	--	0
2013 Totals		11	9	0	0	--	--	0	38	436	11.5	42	4

Graham's Career Statistics


Year	Team	GP	GS	Rush	Yds	Avg	Lg	TD	Rec	Yds	Avg	Lg	TD
2010	Hou	6	0	0	0	--	--	0	0	0	--	--	0
2011	Hou	7	0	0	0	--	--	0	1	24	24	24	0
2012	Hou	15	9	0	0	--	--	0	28	263	9.4	30	3
2013	Hou	11	9	0	0	--	--	0	38	436	11.5	42	4
Career		39	18	0	--	--	--	0	67	723	10.8	42	7

Graham's Career Highs

Receiving Yards	136	vs. Oakland, 11/17/13
Receptions	8	vs. Jacksonville (82 yards), 11/18/12
Receiving Long	42	vs. Oakland, 11/17/13
Touchdowns	2	vs. Jacksonville, 11/18/12

Graham's Career Playoff Statistics

Date	Opp.	GP	GS	Rush	Yds	Avg	Lg	TD	Rec	Yds	Avg	Lg	TD
1/5/13	vs. Cin (WC)	1	1	0	0	0	0	0	3	29	9.7	20	0
1/13/13	at NE (Div)	1	1	0	0	0	0	0	2	13	6.5	8	0
Career		2	2	0	0	0	0	0	5	42	8.4	20	0



RYAN GRIFFIN

TIGHT END

Height: 6-6 | Weight: 254 | College: Connecticut |
 Hometown: Londonderry, N.H. | Rookie |
 First with Texans | Age as of Kickoff Weekend 2013: 23 |
 Acquired: D6d-'13 | 2013 GP/GS: 10/4 |

84

TRANSACTIONS: Drafted by the Houston Texans with the 201st overall pick and the 33rd pick in the sixth round of the 2013 NFL Draft on April 27, 2013...Signed by the Texans on May 10, 2013.

2013 (Houston 10/4):

- Saw action primarily on special teams in the first five weeks of the season
- Saw action at TE and recorded his first two receptions of his career for 18 yards (9.0 avg.) vs. St. Louis (10/13) in Week 6
- Made his first career start at TE and saw action on special teams at Kansas City (10/20) in Week 7
- Caught the first touchdown reception of his career on a two-yard pass at Arizona (11/10)
- Inactive due to a concussion vs. Oakland (11/17) in Week 11
- Caught a career-long 37-yard pass in his return to action vs. Jacksonville (11/24) in Week 12

College Career Notes:

- Two-time Second Team All-Big East selection
- Ranked second among tight ends in the Connecticut record books with 10 receiving touchdowns and 116 career receptions
- Played in the Raycom College Football All-Star Classic

2012 (Senior):

- Caught 29 passes for 484 yards and a career-high six touchdown receptions and was named Second Team All-Big East for the second straight season

2011 (Junior):

- Second Team All-Big East selection
- One of 25 tight ends to be named to the John Mackey Award Midseason Watch List
- Shared starting duties at tight end with John Delahunt
- Had three receiving touchdowns and a two-point conversion for 20 points in 2011

2010 (Sophomore):

- Played in all 13 games this year and started eight of them when the Huskies used a tight end formation
- Earned an Offensive Game Ball following the Pittsburgh win (Nov. 11) along with other blockers in recognition of UConn's 265 rushing yards
- Had three pass receptions for 21 yards in regular season finale at USF (Dec. 4)
- Had a season-high four receptions against Vanderbilt (Oct. 2)
- Had his first career touchdown reception vs. Buffalo (Sept. 25) on a 6-yard catch.

2009 (Freshman):

- Saw action in 11 games and 10 starts, including the Papajohns.com Bowl vs. South Carolina (Jan. 2)
- Missed the Baylor (Sept. 19) and Rhode Island (Sept. 26) games with a back injury
- Had a career-high six receptions for 80 yards against Rutgers (Oct. 31)
- ad three receptions against West Virginia (Oct. 24), Notre Dame (Nov. 21) and USF (Dec. 5)

2008 (Redshirt Freshman):

- Redshirted and was the Offensive Scout Team Player of the Week before the Pittsburgh game (Dec. 6).

High School:

- Named first-team all-state by the Nashua Union-Leader and Varsity Magazine
- Carried the ball 95 times as a senior for 749 yards
- Team captain

Personal:

- Born Ryan Francis Griffin
- A pre-communications science major

Griffin's College Career Receiving Statistics

RECEIVING

Year	GP	Rec	Yds	Avg	Lg	TD
2008			Redshirted			
2009	11	23	272	11.8	28	0
2010	13	31	245	7.9	18	1
2011	12	33	499	15.1	55	3
2012	12	29	484	16.7	74	6
Total	48	116	1,500	12.9	74	10

Griffin's 2013 Season Statistics

Date	Opp	GP	GS	Rush	Yds	Avg	Lg	TD	Rec	Yds	Avg	Lg	TD
9/9	at SD	1	0	0	0	--	--	0	0	0	--	--	0
9/15	vs. TEN	1	0	0	0	--	--	0	0	0	--	--	0
9/22	at BAL	1	0	0	0	--	--	0	0	0	--	--	0
9/29	vs. SEA	1	0	0	0	--	--	0	0	0	--	--	0
10/6	at SF	1	0	0	0	--	--	0	0	0	--	--	0
10/13	vs. STL	1	0	0	0	--	--	0	2	18	9.0	10	0
10/20	at KC	1	1	0	0	--	--	0	0	0	--	--	0
11/3	vs. IND	1	1	0	0	--	--	0	0	0	--	--	0
11/10	at ARI	1	1	0	0	--	--	0	1	2	2.0	2	1
11/17	vs. OAK	0	0	0	0	--	--	0	0	0	--	--	0
11/24	vs. JAC	1	1	0	0	--	--	0	1	37	37.0	37	0
12/1	vs. NE	0	0	0	0	--	--	0	0	0	--	--	0
12/5	at JAC	0	0	0	0	--	--	0	0	0	--	--	0
12/15	at IND	0	0	0	0	--	--	0	0	0	--	--	0
12/22	vs. DEN	0	0	0	0	--	--	0	0	0	--	--	0
12/29	at TEN	0	0	0	0	--	--	0	0	0	--	--	0
2013 Totals		10	4	0	0	--	--	0	4	57	14.3	37	1

Additional Statistics

Special Teams Tackles: 2013 - 2



BRANDON HARRIS CORNERBACK

26

Height: 5-10 | Weight: 189 | College: Miami (Fla.) |
Hometown: Miami, Fla. | 3rd NFL Season |
3rd with Texans | Age as of Kickoff Weekend 2013: 23 |
Acquired: CFA-'11 | 2013 GP/GS: 11/0 |
Career GP/GS (Playoffs): 25/0 (2/1) | Teams: Houston, 2011-13 |

TRANSACTIONS: Selected by Houston Texans in the second round (60th overall) in the 2011 NFL Draft... Signed by Texans on July 31, 2011.

2013 (Houston 11/0):

- Has played in all 11 games this season, primarily on special teams and as a CB
- Saw action at CB and on special teams and recorded a solo tackle both on defense and on special teams vs. Seattle (9/29) in Week 4
- Saw action at CB and recorded three tackles and tied a career-high with two passes defended at Arizona (11/10) in Week 10
- Tied a career high with six tackles (four solo) and a pass defended vs. Jacksonville (11/24) in Week 12

2012 (Houston 8/0, 2/1):

- Finished the 2012 season with a career-high 12 tackles
- Inactive for eight games
- Made his season debut and collected a tackle on special teams vs. Baltimore (10/21)
- Registered a tackle on special teams at Detroit (11/22)
- Recorded seven tackles (six solo) and two passes defended at Tennessee (12/2)
- Made one tackle at New England (12/10)
- Had one tackle and a pass defended vs. Indianapolis (12/16)
- Made three tackles (two solo) vs. Minnesota (12/23)
- Made his playoff debut and notched a tackle and pass defended in AFC Wild Card Playoff vs. Cincinnati (1/5/13)
- Made his first career postseason start and made two tackles in the AFC Divisional Playoff at New England (1/13/13)

2011 Houston (7/0, 0/0):

- Inactive for nine games during the regular season
- Made his professional debut on special teams at New Orleans (9/25)
- Made a special teams tackle vs. Pittsburgh (10/2)
- Assisted on a special teams tackles at Indianapolis (12/22)
- Made one solo tackle vs. Tennessee (1/1/12) in the season finale
- Inactive for both playoff games

COLLEGE:

- Started 32-of-39 games, recording 132 tackles, nine tackles for loss, four interceptions, five forced fumbles, two sacks and 28 pass break ups
- Named a semifinalist for the Jim Thorpe Award (nation's top defensive back) for the second consecutive year as a junior after starting all 13 games, recording 44 tackles and a team-high 10 pass breakups en route to a second-team All-ACC selection
- Helped the Hurricanes lead the Atlantic Coast Conference and rank third in the country in pass yards, allowing just 150.5 per game
- Additionally, the unit finished first in the league and fifth in the nation in pass efficiency defense (99.12 avg.)
- Started all 13 games in 2009 and ranked third on the team with 58 tackles (40 solos), including one sack for five yards and six stops for losses for 12 yards; gained 10 yards on two interceptions, caused three fumbles and returned two kickoffs for 63 yards
- Led the ACC and ranked second nationally with 1.3 passes defended per contest as a sophomore
- Tied for second nationally in pass breakups (15) and third in passes defended (17), earning him All-American and first-team All-ACC honors
- Saw action in all 13 games and started six contests at left cornerback his freshman year, finishing eighth on the team with 30 tackles (22 solos), including one sack for seven yards and two stops for losses totaling 11 yards and deflected three pass attempts and intercepted another, gaining 25 yards on the return
- Earned Academic All-ACC honors in his first season

PERSONAL:

- Attended Booker T. Washington High School in Miami, where he played for his father, Tim Harris
- Named Florida's Gatorade Player of the Year, Dade County's 6A-4A Defensive Player of the Year and the Miami Herald's Miami-Dade County Male Athlete of the Year as a senior
- Added All-American honors by Prep Star and EA Sports, and was listed as a member of the Atlanta Journal-Constitution Super Southern 100 team
- In 2007, the Booker T. Washington Tornadoes turned in a perfect 14-0 record and claimed the Florida Class-4A state championship title while finishing sixth in USA Today's final national rankings
- Father, Tim, was named USA Today National Coach of the Year in 2007 at Miami's Booker T. Washington H.S. and was Texans WR Andre Johnson's high school offensive coordinator at Miami Sr. High

Harris' 2013 Season Statistics

Date	Opp	GP	GS	TotSolo	Asst	Sk	Yds	Int	Yds	Lg	TD	PD	FF	FR	Yds	TD
9/9	at SD	1	0	0	0	0	0.0	0	0	0	0	0	0	0	0	0
9/15	vs. TEN	1	0	0	0	0	0.0	0	0	0	0	0	0	0	0	0
9/22	at BAL	1	0	0	0	0	0.0	0	0	0	0	0	0	0	0	0
9/29	vs. SEA	1	0	1	1	0	0.0	0	0	0	0	0	0	0	0	0
10/6	at SF	1	0	1	1	0	0.0	0	0	0	0	0	0	0	0	0
10/13	vs. STL	1	0	0	0	0	0.0	0	0	0	0	0	0	0	0	0
10/20	at KC	1	0	0	0	0	0.0	0	0	0	0	0	0	0	0	0
11/3	vs. IND	0	0	0	0	0	0.0	0	0	0	0	0	0	0	0	0
11/10	at ARI	1	0	3	2	1	0.0	0	0	0	0	2	0	0	0	0
11/17	vs. OAK	0	0	0	0	0	0.0	0	0	0	0	0	0	0	0	0
11/24	vs. JAC	1	0	6	4	2	0.0	0	0	0	0	1	0	0	0	0
12/1	vs. NE	0	0	0	0	0	0.0	0	0	0	0	0	0	0	0	0
12/5	at JAC	0	0	0	0	0	0.0	0	0	0	0	0	0	0	0	0
12/15	at IND	0	0	0	0	0	0.0	0	0	0	0	0	0	0	0	0
12/22	vs. DEN	0	0	0	0	0	0.0	0	0	0	0	0	0	0	0	0
12/29	at TEN	0	0	0	0	0	0.0	0	0	0	0	0	0	0	0	0
2013 Totals		11	0	13	10	4	0.0	0	0	0	0	3	0	0	0	0

Harris' Career Statistics

Year	Team	GP	GS	TotSolo	Asst	Sk	Yds	Int	Yds	Lg	TD	PD	FF	FR	Yds	TD
2011	Hou	7	0	1	1	0	0.0	0	0	0	0	0	0	0	0	0
2012	Hou	8	0	12	10	2	0.0	0	0	0	0	3	0	0	0	0
2013	Hou	11	0	13	10	4	0.0	0	0	0	0	3	0	0	0	0
Career		26	0	26	21	6	0.0	0	0	0	0	6	0	0	0	0

Harris' Career Highs

Tackles 6 twice, last: vs. Jacksonville, 11/24/13
Passes Defended 2 twice, last: at Arizona, 11/10/13

Harris' Career Playoff Statistics

Date	Opp.	GP	GS	TotSolo	Asst	Sk	Yds	Int	Yds	Lg	TD	PD	FF	FR	Yds	TD
1/5/13	vs. Cin (WC)	1	0	1	1	0	0.0	0	0	0	0	1	0	0	0	0
1/13/13	at NE (Div)	1	1	2	2	0	0.0	0	0	0	0	0	0	0	0	0
Career		2	1	3	3	0	0.0	0	0	0	0	1	0	0	0	0

Additional Statistics

Special Teams Tackles: 2013 - 3



RYAN HARRIS

TACKLE

68

Height: 6-5 | Weight: 302 | College: Notre Dame |
Hometown: Minneapolis, Minn. | 5th NFL Season |
1st with Texans | Age as of Kickoff Weekend 2013: 28 |
Acquired: W-'12 (Denver) | 2013 GP/GS: 11/2 |
Career GP/GS: 73/38 | Teams: Denver, 2007-2011; Houston, 2012 |

TRANSACTIONS: Selected by Denver Broncos in third round (70th overall) of 2007 NFL draft...Signed by Broncos on July 26, 2007...Signed by Philadelphia Eagles as an unrestricted free agent on Aug. 2, 2011...Released by Eagles on Sept. 3, 2011...Signed by Broncos on Jan. 2, 2012...Released by Broncos on Aug. 31, 2012...Signed by Houston Texans on Sept. 2, 2012.

HONORS:

- Sports Illustrated All-Pro (2008)
- Madden Most Valuable Protectors Award (Week 4, 2012; Week 13, 2012)

CAREER:

- Started 34-of-46 career games in Denver
- Has allowed just 3.5 sacks in his 26 career starts at right tackle
- Allowed just 2.5 sacks in 2008 to help the Broncos set a franchise single-season record and tie for first in the NFL with only 12 sacks allowed

2013 (Houston 11/2):

- Has started in two-of-11 games played this season
- Started his first game of the season at LT at Baltimore (9/22) in Week 3
- Started at LT and helped block for an offense that produced 476 yards of offense vs. Seattle (9/29)

2012 (Houston 16/2, 2/0):

- Made his Texans debut on special teams in the season opener vs. Miami (9/9)
- Helped provide protection for Matt Schaub, enabling him to tie a career high with four touchdown passes at Denver (9/23)
- Helped Arian Foster rush for a season-high 152 yards and a touchdown at the New York Jets (10/8)
- Part of an offense that set a franchise record by scoring 43 points vs. Baltimore (10/21)
- Helped Foster rush for 100 yards for the fourth time in 2012 as he gained 111 yards on 24 carries and scored a touchdown vs. Buffalo (11/4)
- Part of an offense that set a franchise record with 653 yards of offense and tied the franchise scoring record with 43 points vs. Jacksonville (11/18) and put up another 501 yards at Detroit (11/22)
- Made his first start as Texan at Tennessee (12/2)
- Paved the way for Foster to rush for 140 yards while not allowing Schaub to be sacked in the AFC Wild Card Playoff vs. Cincinnati (1/5/13)
- Helped Foster rush for 90 yards and held New England to only one sack on Schaub in the AFC Divisional playoff at New England (1/13/13).

2011 (Denver 0/0):

- Was on Denver's active roster for two postseason games after joining the team after the regular season

2010 (Denver 11/10):

- Started 10-of-11 games at right tackle, including the last eight games of the season
- Missed five games due to injury

2009 (Denver 8/8):

- Started in eight games before being placed on injured reserve (12/9) with a toe injury
- Inactive for three games

2008 (Denver 16/16):

- Started all 16 games at right tackles and played all 1,019 offensive snaps
- Named an All-Pro by Sports Illustrated (Peter King)
- Called for only two penalties the entire season
- Blocked for a Denver offense that ranked third in the NFL in yards per rush (4.8) despite placing a league-high seven running backs on injured reserve
- Helped the Broncos total the second-most yards (6,333) for a season in club history and rank second in the league in yards per game (395.8)

2007 (Denver 11/0):

- Saw action in the last 11 games, primarily on special teams
- Missed the presason and was inactive for the first five games of the season after having back surgery

COLLEGE:

- Four-year starter at Notre Dame, where he started all 45 career games, including the last 37 at left tackle after beginning his career at right tackle
- Named Notre Dame's top offensive lineman as a senior and sophomore
- Became only the third true freshman in school history to start on the offensive line when he started the final eight games of his freshman season

PERSONAL:

- USA Today first-team All-American as a senior at Cretin-Derham Hall High School in St. Paul, Minn.
- Started for three seasons on both the offensive and defensive lines
- Did not allow a sack in his last two seasons, earning all-state and all-metro honors
- Earned two varsity letters and was an all-conference selection in wrestling
- A devout Muslim

Harris' Career Statistics

- Games/Starts: 2007: 11/0, 2008: 16/16, 2009: 8/8, 2010: 11/10, 2011: 0/0; 2012: 16/2; 2013 11/2
Career: 73/38.
- Postseason Games/Starts: 2012: 2/0; Totals: 1/0.
- Tackles: 2008: 3; Career: 3.



DeANDRE HOPKINS

WIDE RECEIVER

Height: 6-1 | Weight: 218 | College: Clemson |
Hometown: Central, S.C. | Rookie |
First with Texans | Age as of Kickoff Weekend 2013: 21 |
Acquired: D1-'13 | 2013 GP/GS: 11/11 |

10

TRANSACTIONS: Drafted by the Houston Texans with the 27th overall pick in the first round of the 2013 NFL Draft on April 25, 2013...Signed by the Texans on July 22, 2013.

2013 (Houston 11/11):

- Has started in all 11 games this season at WR
- Made his first career start at WR and recorded five receptions for 66 yards (13.2 avg.) at San Diego (9/9) in Week 1
- Recorded seven receptions for 117 yards (16.7 avg.) and the game-winning touchdown in overtime vs. Tennessee (9/15). Had the second-most yards receiving ever by a Texans rookie (Andre Johnson, 122 at Buffalo, 11/16/03) and tied for the second-most receptions by a rookie in franchise history.
- Recorded a game-high six receptions for 60 yards (10.0 avg.) at Baltimore (9/22) in Week 3
- Recorded three receptions for 76 yards (25.3 avg.) and a touchdown at Kansas City (10/20) in Week 7
- Recorded a game-high six receptions for 69 yards (11.5 avg.) at Arizona (11/10)

College Career Notes:

- Appeared in 39 games, starting 32 contests for the Clemson Tigers
- Had 206 receptions for 3,020 yards (14.7 avg) and 27 touchdowns, adding 32 yards on a pair of kickoff returns and 82 yards on 12 punt returns (6.8 avg), along with recording three tackles (2 solos) to amass 3,134 all-purpose yards, an average of 80.4 yards per game
- The only player in Clemson history with multiple 100-yard receiving performances in bowl games (105 vs. South Florida in the 2010 Meineke Car Care Bowl; 107 vs. West Virginia in the 2011/12 Orange Bowl; 191 yards vs. Louisiana State in the 2012 Chick-fil-A Bowl), as he tallied 32 receptions for 403 yards and three touchdowns in three postseason appearances
- His 206 receptions rank seventh in Atlantic Coast Conference history and second on the school career list, topped by only Aaron Kelly (232; 2005-08), as they are the only Tigers to ever catch 200 passes for the university
- His 3,020 receiving yards are the sixth-highest total by an ACC player and established a school all-time record, breaking the previous mark of 2,733 yards by Aaron Kelly
- Hopkins is just the sixth player from an ACC institution to gain 3,000 yards receiving in a career, joining Conner Vernon of Duke (3,749; 2009-12), Peter Warrick of Florida State (3,517; 1996-99), Torry Holt of North Carolina State (3,379; 1995-98), Clarkston Hines of Duke (3,318; 1986-89) and Jericho Cotchery of North Carolina State (3,119; 2000-03)
- His 27 touchdown grabs tied Herman Moore of Virginia (1988-90) for eighth on the conference all-time record chart, as it also set a school record, topping the previous high of 20 scoring catches by Aaron Kelly
- His 13 100-yard receiving performances rank tied for 13th on the ACC career record list

2012 (Junior):

- A semi-finalist for the Biletnikoff Award, given to the nation's top receiver, Hopkins was also a Maxwell Award Watch List member, earning second-team All-American honors from The NFL Draft Report, Athlon, CBSSports.com, Lindy's, Phil Steele, and Scout.com, in addition to being named third-team by the Associated Press and honorable mention from Sports Illustrated
- The unanimous All-ACC first-team pick started all 13 games at split end, leading the league and ranking sixth in the nation with an average of 108.1 yards receiving per game
- Led the team with 82 receptions for 1,405 yards and 18 touchdowns, also pacing the ACC with 24 catches that netted 20 yards or longer
- Scored in each of his final 10 games
- His 82 grabs tied Sammy Watson (2011) for second on the school and eighth on the ACC season-record list
- His 1,405 receiving yards set a school record and is the second-best season total in ACC annals, as he topped Sammy Watkins' previous Clemson mark of 1,219 yards in 2011 and falls behind Torry Holt of North Carolina State (1,604 in 1998) on the conference list
- His 18 touchdown catches set both school and conference annual records, surpassing the ACC mark of 17 scores by Clarkston Hines of Duke (1989) and 12 touchdowns by Sammy Watkins in 2011
- Attempted one pass vs. Georgia Tech and recorded a solo tackle vs. Boston College
- Opened the season with thirteen receptions for 119 yards and a score vs. Auburn and closed out his career with another 13 grabs for 191 yards and a pair of touchdowns vs. LSU in the Chick-fil-A Bowl. His 13 catches set the school game-record, topping the old mark of 12 grabs by Airese Currie vs. Middle Tennessee State in 2003
- In the Tigers' second game, he pulled in six passes for 105 yards and three touchdowns vs. Ball State and scored three more times via four snares for 128 yards vs. Duke. His three scores tied a school game-record that was first established by Dreher Gaskin vs. Auburn in 1953, followed by Tony Horne vs. Texas-El Paso in 1997 and then by Rod Gardner vs. North Carolina in 2000
- Caught 11 passes for a career-high 197 yards and a score vs. Boston College, breaking the previous school game-record of 182 yards by Rod Gardner vs. North Carolina in 2000
- His fourth 100-yard receiving performance for the season came the next week, as he hauled in seven balls for 173 yards and two touchdowns, also scoring on a two-point conversion vs. Georgia Tech. His 173 yards rank fifth on the school game-record chart

2011 (Sophomore):

- Received All-American honorable mention and All-ACC first-team honors from The NFL Draft

- Report, as the sophomore appeared in 14 games, starting 11 contests at split end
- Finished second on the team and sixth in the conference with 72 receptions for 978 yards (13.6 avg), as his yardage total is the sixth-highest in a campaign by a Tiger
- Scored five times and had 13 catches for 20 yards or longer
- His 72 catches placed fifth on the school season-record chart behind his own 82 catches in 2012, Aaron Kelly (88 in 2007), Sammy Watkins (82 in 2011) and Rod Gardner (80 in 1999)
- His average of 69.9 yards receiving per game placed sixth in the ACC for 2011
- Had at least five receptions in eight games, including five for 73 yards and a score vs. Wofford; seven for 83 yards and a touchdown vs. Auburn; and five for 78 yards along with 29 yards on two punt returns vs. Florida State
- Pulled down nine tosses for a season-best 157 yards and a touchdown vs. North Carolina, as his 157 yards rank eighth on the school game-record list
- Gained 124 yards on five snatches vs. North Carolina State, totaled seven for 92 vs. Virginia Tech in the ACC title clash
- Closed out the year with 10 receptions for 107 yards and a touchdown vs. West Virginia in the Orange Bowl

2010 (Freshman):

- Earned Freshman All-American third-team accolades from Phil Steele and The NFL Draft Report, Freshman All-ACC honors and was Clemson's Rookie of the Year
- Also suited up for the Tigers basketball squad after the football season. He was a member of Clemson's NCAA Tournament team, but did not travel to the tourney
- On the gridiron, he became the first freshman since Derrick Hamilton in 2001 to lead the team in receptions, snaring 52 tosses for 637 yards (12.25 ypc) and four touchdowns, securing eight passes that gained at least 20 yards
- Had two kickoff returns for 32 yards and two punt returns for 33 yards, in addition to posting a solo tackle vs. Presbyterian
- Appeared in 12 games, starting eight at split end while sitting out the Maryland clash
- His receptions and yards gained set new school freshman season records
- Gained at least 100 yards in three of his final four appearances, starting with 106 yards on eight grabs vs. Florida State; 124 yards with a score on seven catches vs. South Carolina and pulled in nine throws for 105 yards vs. South Florida in the Meineke Car Care Bowl

High School:

- Attended D.W. Daniel (Central, S.C.) High School, playing football for head coach Randy Robinson
- Registered 57 receptions for 1,266 yards and 18 touchdowns on offense and 28 interceptions, returning five for touchdowns on defense
- In addition to his performance on offense and defense, Hopkins had 11 punt returns for 289 yards and three touchdowns, along with two kickoff returns for 119 yards and one score as a senior
- For the 2009 campaign, he scored seven times receiving, twice on interception returns, three more on punt returns, once on a kickoff return, and one more time on a fumble return, en route to garnering Class AAA Back-of-the-Year accolades
- Rated the 12th-best receiver in the nation and the state's eighth-best overall prospect by Rivals.com. Scout.com regarded the versatile performer as the 14th-ranked cornerback in the prep ranks and ESPN rated him the country's 29th-best athlete
- Super Prep's sixth-ranked athlete in the state of South Carolina, Hopkins received All-State first-team honors from the Charlotte Observer and The State, adding All-Southern honors from the Orlando Sentinel
- A finalist for state "Mr. Football" accolades, he was twice named All-State (defense) by the Associated Press
- Participated in the Offense-Defense All American game and the Shrine Bowl
- Two-time Seneca Daily Journal Player-of-the-Year and Anderson Independent Player-of-the-Year choice, in addition to receiving Class AAA All-State honors from the High School Sports Report as a junior and senior
- Added co-Region Player-of-the-Year recognition as a senior and was a three-time all-region pick
- Led D.W. Daniel High to a 37-4 record during his gridiron career
- Was also a four-year starter for the school's basketball team, a three-time All-State choice who tallied over 1,300 points, 400 rebounds, 600 assists, and 200 steals in his career

Personal:

- Majoried in community recreation, sport, & camp management major
- Uncle, the late Terry Smith, had 162 receptions as a Clemson Tiger from 1990-93

Hopkins' Statistics at Clemson

RECEIVING										
Year	GP	GS	Rec	Yds	Avg	Lg	TD			
2010	12	8	52	637	12.3	45	4			
2011	14	11	72	978	13.6	50	5			
2012	13	13	82	1,405	17.1	62	18			
Total	39	32	206	3,020	14.7	62	27			


KICKOFF RETURNS										
Year	No	Yds	Avg	Lg	TD	No	Yds	Avg	Lg	TD
2010	2	32	16.0	16	0	2	33	16.5	31	0
2011	0	0	0.0	0	0	10	49	4.9	22	0
Totals	2	32	16.0	16	0	12	82	6.8	31	0

PUNT RETURNS										
Year	No	Yds	Avg	Lg	TD	No	Yds	Avg	Lg	TD
2010	2	32	16.0	16	0	2	33	16.5	31	0
2011	0	0	0.0	0	0	10	49	4.9	22	0
Totals	2	32	16.0	16	0	12	82	6.8	31	0

HOPKINS, DeANDRE

Hopkins' 2013 Season Statistics

Date	Opp	GP	GS	Rush	Yds	Avg	Lg	TD	Rec	Yds	Avg	Lg	TD
9/9	at SD	1	1	0	0	--	--	0	5	66	13.2	30	0
9/15	vs. TEN	1	1	0	0	--	--	0	7	117	16.7	28	1
9/22	at BAL	1	1	0	0	--	--	0	6	60	10.0	18	0
9/29	vs. SEA	1	1	0	0	--	--	0	2	27	13.5	16	0
10/6	at SF	1	1	0	0	--	--	0	2	23	11.5	18	0
10/13	vs. STL	1	1	0	0	--	--	0	3	47	15.7	22	0
10/20	at KC	1	1	0	0	--	--	0	3	76	25.3	35	1
11/3	vs. IND	1	1	0	0	--	--	0	3	54	18.0	31	0
11/10	at ARI	1	1	0	0	--	--	0	6	69	11.5	22	0
11/17	vs. OAK	1	1	0	0	--	--	0	1	7	7.0	7	0
11/24	vs. JAC	1	1	0	0	--	--	0	1	8	8.0	8	0
12/1	vs. NE	0	0	0	0	--	--	0	0	0	--	--	0
12/5	at JAC	0	0	0	0	--	--	0	0	0	--	--	0
12/15	at IND	0	0	0	0	--	--	0	0	0	--	--	0
12/22	vs. DEN	0	0	0	0	--	--	0	0	0	--	--	0
12/29	at TEN	0	0	0	0	--	--	0	0	0	--	--	0
2013 Totals		11	11	0	0	--	--	0	39	554	14.2	35	2



KAREEM JACKSON CORNERBACK

25

Height: 5-10 | Weight: 188 | College: Alabama |
Hometown: Macon, Ga. | 4th NFL Season |
4th with Texans | Age as of Kickoff Weekend 2013: 25 |
Acquired: D1-'10 (20th overall) | 2013 GP/GS: 9/9 |
Career GP/GS (Playoffs): 56/53 (4/4) | Teams: Houston, 2010-13 |

TRANSACTIONS: Selected by Houston Texans in the first round (20th overall) of the 2010 NFL Draft... Signed by Texans on July 30, 2010.

CAREER:

- 2010 first-round draft pick who has started 53-of-56 games in his career
- Ranks tied for fourth in team history with seven career interceptions
- Scored the first interception return for touchdown of his career at any level when he picked off Titans QB Matt Hasselbeck and returned it 63 yards vs. Tennessee (9/30/12)

2013 (Houston 9/9):

- Has started in nine games this season at CB
- Tied career highs in tackles with nine (eight solo) and passes defended with two vs. Tennessee (9/15) in Week 2
- Recorded three solo tackles and a pass defended at San Francisco (10/6)
- Recorded seven solo tackles, a pass defended and the first fumble recovery of his career at Kansas City (10/20) in Week 7
- Suffered a rib injury in the second quarter and did not return at Arizona (11/10) in Week 10
- Inactive due to a chest injury vs. Oakland (11/17) in Week 11 and vs. Jacksonville (11/24) in Week 12

2012 (Houston 16/15, 2/2):

- Led Texans defenders with a career-high four interceptions on the season
- Made five tackles (four solo) and broke up two passes including an interception of Ryan Tannehill in the season opener vs. Miami (9/9)
- Named the Defensive Player of the Game at Jacksonville (9/16)
- Made nine solo tackles and broke up a pass at Denver (9/23)
- Scored his first career touchdown when he intercepted a Matt Hasselbeck pass and returned it 63 yards to the end zone vs. Tennessee (9/30)
- Intercepted a Mark Sanchez pass in the fourth quarter to seal the victory at the New York Jets (10/8), and added three tackles (two solo)
- Intercepted a Jay Cutler pass in the second quarter and added four tackles (four solo) and two passes defended at Chicago (11/11)
- Made five tackles and broke up a pass vs. Jacksonville (11/18)
- Collected six tackles and a pass defended at Detroit (11/22)
- Registered six tackles (four solo) and two passes defended at Tennessee (12/2)
- Recorded three tackles at New England (12/10)
- Had six tackles (five solo) and a pass defended vs. Indianapolis (12/16)
- Collected four tackles (three solo) and two passes defended vs. Minnesota (12/23)
- Tallied eight tackles (six solo) and a pass defended at Indianapolis (12/30)
- Made two tackles and two passes defended in AFC Wild Card Playoff vs. Cincinnati (1/5/13)
- Made four tackles in the AFC Divisional playoff at New England (1/13/13).

2011 (Houston 15/13, 2/2):

- Finished with 40 tackles (35 solo), six passes defended, an interception and a forced fumble
- Forced a fumble and made four tackles (three solo) at Miami (9/18)
- Tied for the team lead with eight tackles (seven solo) at New Orleans (9/25)
- Had five solo tackles and broke up two passes vs. Cleveland (11/6)
- Registered his first interception of the season vs. Atlanta (12/4)
- Had five solo tackles vs. Tennessee (1/1/12)
- Started in his postseason debut and made four tackles, including three solos in AFC Wild Card Playoff vs. Cincinnati (1/7/12)
- Recorded four solo tackles and one pass defended in AFC Divisional Playoff at Baltimore (1/15/12)

2010 (Houston 16/16):

- Started at cornerback all 16 games, where he made 71 tackles (57 solo) and had two interceptions
- Made five solo tackles and intercepted the first pass of his NFL career and returned it 23 yards vs. the New York Giants (10/10)
- Recorded six tackles (five solo) and intercepted a pass from QB Philip Rivers vs. San Diego (11/7)
- Forced a fumble at Denver (12/26)

COLLEGE:

- Played in 41 career games at Alabama and started 40 contests, registering 159 tackles (106 solo) with eight tackles for loss (24 yards)
- Deflected 29 passes (fourth on Alabama's all-time list) and recorded five interceptions (164 yards, 32.8 avg.) while registering one forced fumble and one fumble recovery
- Blocked two kicks and returned one punt for eight yards

PERSONAL:

- Attended Westside High School in Macon, Ga. and compiled 1,436 rushing yards with 20 touchdowns and nine receptions for 256 yards with two touchdowns as a senior
- Concluded a three-year varsity career with over 3,447 rushing yards and 46 touchdowns

Jackson's 2013 Season Statistics

Date	Opp	GP	GS	TotSolo	Asst	Sk	Yds	Int	Yds	Lg	TD	PD	FF	FR	Yds	TD
9/9	at SD	1	1	3	3	0	0.0	0	0	0	—	0	0	0	0	0
9/15	vs. TEN	1	1	9	8	1	0.0	0	0	0	—	0	2	0	0	0
9/22	at BAL	1	1	5	5	0	0.0	0	0	0	—	0	0	0	0	0
9/29	vs. SEA	1	1	5	5	0	0.0	0	0	0	—	0	0	0	0	0
10/6	at SF	1	1	3	0	3	0.0	0	0	0	—	0	1	0	0	0
10/13	vs. STL	1	1	2	2	0	0.0	0	0	0	—	0	0	0	0	0
10/20	at KC	1	1	7	7	0	0.0	0	0	0	—	0	1	0	1	0
11/3	vs. IND	1	1	3	3	0	0.0	0	0	0	—	0	0	0	0	0
11/10	at ARI	1	1	4	4	0	0.0	0	0	0	—	0	0	0	0	0
11/17	vs. OAK	0	0	0	0	0	0.0	0	0	0	—	0	0	0	0	0
11/24	vs. JAC	0	0	0	0	0	0.0	0	0	0	—	0	0	0	0	0
12/1	vs. NE	0	0	0	0	0	0.0	0	0	0	—	0	0	0	0	0
12/5	at JAC	0	0	0	0	0	0.0	0	0	0	—	0	0	0	0	0
12/15	at IND	0	0	0	0	0	0.0	0	0	0	—	0	0	0	0	0
12/22	vs. DEN	0	0	0	0	0	0.0	0	0	0	—	0	0	0	0	0
12/29	at TEN	0	0	0	0	0	0.0	0	0	0	—	0	0	0	0	0
2013 Totals		9	9	41	37	4	0.0	0	0	0	—	0	4	0	1	0

Jackson's Career Statistics

Year	Team	GP	GS	TotSolo	Asst	Sk	Yds	Int	Yds	Lg	TD	PD	FF	FR	Yds	TD
2010	Hou	16	16	71	57	13	0.0	0	2	23	23	0	10	0	0	0
2011	Hou	15	13	40	35	5	0.0	0.0	1	0	0	0	6	1	0	0
2012	Hou	16	15	70	61	9	0.0	0.0	4	71	63	1	16	0	0	0
2013	Hou	9	9	41	37	4	0.0	0.0	0	0	—	0	4	0	1	0
Career		56	53	222	190	31	0.0	0.0	7	94	63	1	36	1	1	0

Jackson's Career Highs

Tackles	9	twice, most recent: vs. Tennessee, 9/15/13
Interceptions	1	six times, most recent: at Chicago (J. Cutler) 11/11/12
Passes Defended	2	six times, most recent: vs. Tennessee, 9/15/13
Fumble Recoveries	1	at Kansas City, 10/20/13

Jackson's Career Playoff Statistics

Date	Opp.	GP	GS	TotSolo	Asst	Sk	Yds	Int	Yds	Lg	TD	PD	FF	FR	Yds	TD
1/7/12	vs. Cin (WC)	1	1	4	3	1	0.0	0.0	0	0	0	0	0	0	0	0
1/15/12	at Bal (Div)	1	1	4	4	0	0.0	0.0	0	0	0	1	0	0	0	0
1/5/13	vs. Cin (WC)	1	1	2	2	0	0.0	0.0	0	0	0	2	0	0	0	0
1/13/13	at NE (Div)	1	1	4	2	2	0.0	0.0	0	0	0	0	0	0	0	0



TIM JAMISON DEFENSIVE END

Height: 6-3 | Weight: 287 | College: Michigan |
Hometown: Riverdale, Ill. | 5th NFL Season |
5th with Texans | Age as of Kickoff Weekend 2013: 27 |
Acquired: CFA-'09 | 2013 GP/GS: 3/0 |
Career GP/GS (Playoffs): 41/1 (2/0) | Teams: Houston, 2009-13 |

96

TRANSACTIONS: Signed by Houston Texans as non-drafted free agent on May 1, 2009...Released by Texans on Sept. 5, 2009...Re-signed by Texans to practice squad on Sept. 6, 2009...Signed by Texans off of practice squad on Oct. 6, 2009...Waived by Texans on Oct. 20, 2009...Re-signed by Texans to practice squad on Oct. 22, 2009...Released by Texans on Sept. 14, 2010...Re-signed by Texans to practice squad on Oct. 26, 2010...Signed by Texans off of practice squad on Nov. 2, 2010...Re-signed by Texans on Sept. 9, 2012...Placed on injured reserve on Oct. 16, 2012.

2013 (Houston 3/0):

- Saw action at DE and recorded two solo tackles at San Diego (9/9) in Week 1
- Was inactive in Weeks 2-6 and Weeks 9-12
- Saw action at DE and on special teams and recorded one solo tackle at Kansas City (10/20)

2012 (Houston 6/0):

- Sacked Ryan Tannehill for a 12-yard loss in the season opener vs. Miami (9/9)
- Made three tackles (one solo) at Denver (9/23)
- Assisted on two tackles vs. Tennessee (9/30) and at the New York Jets (10/8)

2011 (Houston 16/0, 2/0):

- Played in all 16 games and made 19 tackles (14 solo) with two sacks, a forced fumble and a fumble recovery
- Knocked down a Drew Brees pass in the fourth quarter at New Orleans (9/25)
- Made two solo tackles vs. Pittsburgh (10/2)
- Sacked Joe Flacco twice for a combined 16 yards lost, the first multiple-sack game of his career, one of which forced a fumble that he also recovered at Baltimore (10/16)
- Made two solo tackles vs. Tampa Bay (11/13)
- Had three solo tackles including one for a loss at Jacksonville (11/27)
- Made three tackles (two solo) vs. Carolina (12/18)
- Had a career-high four tackles (two solo) at Indianapolis (12/22)
- Made his postseason debut and registered two tackles, including one solo, and a pass defended in AFC Wild Card Playoff vs. Cincinnati (1/7/12)

2010 (Houston 10/1):

- Saw action in 10 games at defensive end, including the first start of his career, and made 17 tackles (13 solo) with one sack
- Had three solo tackles at Philadelphia (12/2)
- Made three tackles (two solo) including one for a loss vs. Baltimore (12/13)
- Made the first start of his NFL career at defensive end in place of an injured Mario Williams and made one solo tackle (12/19)
- Had three solo tackles including the first sack of his NFL career at Denver (12/26)

2009 (Houston 6/0):

- Spent the first four weeks of the season on the practice squad before being signed to the active roster in Week 5 (10/6)
- Played in his first professional game at Arizona (10/11), participating on special teams
- Saw action at defensive end at Cincinnati (10/18)
- Signed to the active roster again in Week 8 (10/30)
- Played on special teams and at defensive end vs. Indianapolis (11/29)
- Made the first solo tackles of his NFL career vs. Seattle (12/13)

COLLEGE:

- Four-year letterman at Michigan where he played in 50 career games and made 25 starts at defensive end
- Earned 2008 All-Big Ten honorable mention accolades from the media and was elected 2008 team captain
- Amassed 129 stops, 29.5 tackles for loss, 20 sacks (seventh all-time at Michigan), four forced fumbles, one interception and five pass breakups during his career
- Posted five or more sacks in three straight seasons (2006-08) and recorded 50 tackles, 10.5 tackles for loss, 5.5 sacks and two pass breakups as a senior in 2008
- Earned honorable mention All-Big Ten honors when he notched 52 tackles, 10 tackles for loss, 5.5 sacks, an interception, three passes defended and two forced fumbles in 2007
- Contributed 13 tackles and five sacks in 2006
- Earned freshman All-Big Ten honors from The Sporting News in 2005 when he made 10 tackles, four tackles for loss and three sacks
- General studies major

PERSONAL:

- Made 217 tackles with 89 solos, 45 sacks, 71 tackles for losses and 14 forced fumbles in his career at Thornton High School in Riverdale, Ill.
- Selected to play in the 2004 U.S. Army All-American Game
- Two-year letterman on the varsity basketball and baseball teams
- Recorded 17.0 sacks in his senior season and finished his career with 36.5 sacks in three seasons, while serving as team captain as a senior
- Full name is Tim Jamison II

Jamison's 2013 Season Statistics

Date	Opp	GP	GS	TotSolo	Asst	Sk	Yds	Int	Yds	Lg	TD	PD	FF	FR	Yds	TD
9/9	at SD	1	0	2	0	2	0.0	0	0	0	0	0	0	0	0	0
9/15	vs. TEN	0	0	0	0	0	0.0	0	0	0	0	0	0	0	0	0
9/22	at BAL	0	0	0	0	0	0.0	0	0	0	0	0	0	0	0	0
9/29	vs. SEA	0	0	0	0	0	0.0	0	0	0	0	0	0	0	0	0
10/6	at SF	0	0	0	0	0	0.0	0	0	0	0	0	0	0	0	0
10/13	vs. STL	0	0	0	0	0	0.0	0	0	0	0	0	0	0	0	0
10/20	at KC	1	0	1	1	0	0.0	0	0	0	0	0	0	0	0	0
11/3	vs. IND	0	0	0	0	0	0.0	0	0	0	0	0	0	0	0	0
11/10	at ARI	0	0	0	0	0	0.0	0	0	0	0	0	0	0	0	0
11/17	vs. OAK	1	0	1	0	1	0.0	0	0	0	0	0	0	0	0	0
11/24	vs. JAC	0	0	0	0	0	0.0	0	0	0	0	0	0	0	0	0
12/1	vs. NE	0	0	0	0	0	0.0	0	0	0	0	0	0	0	0	0
12/5	at JAC	0	0	0	0	0	0.0	0	0	0	0	0	0	0	0	0
12/15	at IND	0	0	0	0	0	0.0	0	0	0	0	0	0	0	0	0
12/22	vs. DEN	0	0	0	0	0	0.0	0	0	0	0	0	0	0	0	0
12/29	at TEN	0	0	0	0	0	0.0	0	0	0	0	0	0	0	0	0
2013 Totals		3	0	2	1	2	0.0	0	0	0	0	1	0	0	0	0

Jamison's Career Statistics


Year	Team	GP	GS	TotSolo	Asst	Sk	Yds	Int	Yds	Lg	TD	PD	FF	FR	Yds	TD
2009	Hou	6	0	2	1	1	0.0	0	0	0	0	0	0	0	0	0
2010	Hou	10	1	15	12	3	1.0	3.0	0	0	0	0	0	0	0	0
2011	Hou	16	0	19	14	5	2.0	16.0	0	0	0	2	1	1	0	0
2012	Hou	6	0	11	2	9	1.0	12.0	0	0	0	1	0	0	0	0
2013	Hou	3	0	2	1	2	0.0	0.0	0	0	0	1	0	0	0	0
Career		41	1	49	30	20	4.0	31.0	0	0	0	4	1	1	0	0

Jamison's Career Highs

Tackles	4	at Indianapolis (12/22)
Sacks	2	at Baltimore (J. Flacco), 10/16/11
Passes Defensed	1	twice, most recent: at San Diego, 9/9/13
Forced Fumbles	1	at Baltimore, 10/16/11
Fumble Recoveries	1	at Baltimore, 10/16/11

Jamison's Career Playoff Statistics

Date	Opp.	GP	GS	TotSolo	Asst	Sk	Yds	Int	Yds	Lg	TD	PD	FF	FR	Yds	TD
1/7/12	vs. Cin (WC)	1	0	2	1	1	0.0	0.0	0	0	0	1	0	0	0	0
1/15/12	at Bal (Div)	1	0	0	0	0	0.0	0.0	0	0	0	0	0	0	0	0
Career		2	0	2	1	1	0.0	0.0	0	0	0	1	0	0	0	0



LESTAR JEAN

WIDE RECEIVER

18

Height: 6-3 | Weight: 202 | College: Florida Atlantic |
 Hometown: Miami, Fla. | 3rd NFL Season |
 3rd with Texans | Age as of Kickoff Weekend 2013: 25 |
 Acquired: CFA-'11 | 2013 GP/GS: 8/0 |
 Career GP/GS (Playoffs): 22/1 (1/0) | Teams: Houston, 2011-13 |

TRANSACTIONS: Signed with Houston Texans on July 28, 2011...Placed on injured reserve with a shoulder injury on Aug. 30, 2011.

2013 (Houston 8/0):

- Saw action at WR and on special teams in Weeks 1-2 and Weeks 6-11
- Was inactive Weeks 3-5
- Saw action at WR and on special teams and recorded his first two receptions of the season for 14 yards (7.0 avg.) vs. St. Louis (10/13) in Week 6
- Saw action at WR and on special teams and recorded two receptions for 21 yards (10.5 avg.) at Kansas City (10/20)

2012 (Houston 14/1):

- Made his Texans and NFL debut, catching one pass for 9 yards in the season opener vs. Miami (9/9)
- Caught a 46-yard pass to set up a touchdown at Denver (9/23)
- Inactive vs. Tennessee (9/30) and at the New York Jets (10/8)
- Made his first career start vs. Jacksonville (11/18) and caught one pass for 11 yards
- Caught his first career touchdown pass, a 54-yard reception in the first quarter at Tennessee (12/2)
- Had 31 receiving yards on a career-high two receptions at New England (12/10)
- Made his postseason debut and had one catch for no gain in the AFC Divisional Playoff at New England (1/13/13)

2011 (Houston 0/0):

- Was placed on injured reserve after suffering a shoulder injury during the preseason (8/30)

COLLEGE:

- All-Sun Belt Second Team in 2010
- Led FAU in receptions and yards, he was fourth in the SBC in receptions per game (5.3) and led the league in yards per game (82.3)
- Tied for 41st nationally in receptions per game and No. 25 in yards per game
- Garnered the team Most Improved at the season ending banquet in 2009
- Walked on to the team as a freshman

PERSONAL:

- As a senior, played for Nigel Dunn at Miami Norland Senior High School, where he recorded 26 catches for 501 yards and seven touchdowns
- Earned All-County honors and played in the Dade County North versus South All-Star Game
- Prior to his senior season, he played at North Carolina Tech under head coach Cornelius Corprew

Jean's 2013 Season Statistics

Date	Opp	GP	GS	Rush	Yds	Avg	Lg	TD	Rec	Yds	Avg	Lg	TD
9/9	at SD	1	0	0	0	--	--	0	0	0	--	--	0
9/15	vs. TEN	1	0	0	0	--	--	0	0	0	--	--	0
9/22	at BAL	0	0	0	0	--	--	0	0	0	--	--	0
9/29	vs. SEA	0	0	0	0	--	--	0	0	0	--	--	0
10/6	at SF	0	0	0	0	--	--	0	0	0	--	--	0
10/13	vs. STL	1	0	0	0	--	--	0	2	14	7.0	8	0
10/20	at KC	1	0	0	0	--	--	0	2	21	10.5	11	0
11/3	vs. IND	1	0	0	0	--	--	0	0	0	--	--	0
11/10	at ARI	1	0	0	0	--	--	0	0	0	--	--	0
11/17	vs. OAK	1	0	0	0	--	--	0	0	0	--	--	0
11/24	vs. JAC	1	0	0	0	--	--	0	0	0	--	--	0
12/1	vs. NE	0	0	0	0	--	--	0	0	0	--	--	0
12/5	at JAC	0	0	0	0	--	--	0	0	0	--	--	0
12/15	at IND	0	0	0	0	--	--	0	0	0	--	--	0
12/22	vs. DEN	0	0	0	0	--	--	0	0	0	--	--	0
12/29	at TEN	0	0	0	0	--	--	0	0	0	--	--	0
2013 Totals		8	0	0	0	--	--	0	4	35	8.8	11	0

Jean's Career Statistics

Year	Team	GP	GS	Rush	Yds	Avg	Lg	TD	Rec	Yds	Avg	Lg	TD
2011	Hou												
2012	Hou	14	1	0	0	--	--	0	6	151	25.2	54	1
2013	Hou	8	0	0	0	--	--	0	4	35	8.75	11	0
Career		22	1	0	0	--	0	0	10	186	18.6	65	1

Jean's Career Highs

Receptions	2	at New England (31 yards), 12/10/12
Receiving Yards	54	at Tennessee (1 reception), 12/2/12
Touchdowns	1	at Tennessee, 12/2/12

Jean's Career Playoff Statistics

Date	Opp.	GP	GS	Rush	Yds	Avg	Lg	TD	Rec	Yds	Avg	Lg	TD
1/5/13	vs. Cin (WC)												
1/13/13	at NE (Div)	1	0	0	0	0	0	0	0	0	0	0	0
Career		1	0	0	0	0	0	0	0	0	0	0	0

Additional Statistics

Special Teams Tackles: 2013 - 1



ANDRE JOHNSON

WIDE RECEIVER

Height: 6-3 | Weight: 230 | College: Miami (Fla.) |
 Hometown: Miami, Fla. | 11th NFL Season |
 11th with Texans | Age as of Kickoff Weekend 2013: 32 |
 Acquired: D1-'03 (3rd overall) | 2013 GP/GS: 11/11 |
 Career GP/GS (Playoffs): 149/149 (4/4) | Teams: Houston, 2003-13 |

80

TRANSACTIONS: Selected after his junior season by Houston Texans in the first round (3rd overall) in the 2003 NFL Draft...Signed by Texans on July 22, 2003...Re-signed by Texans on March 3, 2007...Re-signed by Texans on Aug. 5, 2010.

HONORS:

- Associated Press All-Pro First Team (2008, 2009)
- Associated Press All-Pro Second Team (2012)
- Six-time Pro Bowl selection (2005, 2007, 2009, 2010, 2011, 2013)
- NFL Alumni Wide Receiver of the Year (2006, 2008, 2009)
- Pro Football Weekly First-Team All-Pro (2008, 2009)
- Sporting News All-Pro (2010)
- Sports Illustrated.com All-Pro (2008)
- Touchdown Club Player of the Year (2004, 2006)
- Houston Texans Team MVP (2006, 2008, 2009)
- ESPN.com All-Pro (2008)
- AFC Offensive Player of the Week (Week 2, 2010; Week 4, 2006)
- AFC Offensive Player of the Month (October, 2008; November 2012)
- NFL Rookie of the Week (Week 4, 2003; Week 10, 2003)

CAREER:

- The Texans' all-time leading receiver with 892 receptions for 12,256 yards and 61 touchdowns in 11 seasons
- Ranks 15th all-time in receptions and 18th in receiving yards
- Led the NFL in receptions in 2006 with 103 and again in 2008 with a career-high 115
- Led the NFL in receiving yards in 2008 with 1,575 and again in 2009 with 1,569
- Has averaged 82.3 receiving yards per game and 6.0 receptions per game in his career, second-highest and highest in NFL history respectively
- One of three players in modern NFL history to lead the League in receiving in back-to-back years
- One of three receivers to surpass 1,500 yards in consecutive years
- Gained 461 yards in two games (vs. JAX, 11/17/12 and at DET, 11/22/12), the highest two-game total in NFL history by a player in consecutive games
- Became the second-fastest player to reach 800 catches in NFL history, doing so in his 137th career game, trailing only Marvin Harrison who reached the mark in 131 games
- Was also the second-fastest player to reach 700 receptions (120 game) and was third-fastest to 600 receptions (104) and 500 receptions (88)
- Tied for second-fastest player in NFL history to reach 12,000 receiving yards (146 games)
- Became one of only five active NFL players and the third-fastest player in NFL history to surpass 11,000-plus receiving yards
- Was the sixth-fastest player to reach 10,000 receiving yards (128 games) and 9,000 yards (114), was eighth-fastest to 8,000 yards (104), and was tied for seventh-fastest to 7,000 yards (93)
- Has 48 career 100-yard games and the Texans are 25-23 when he eclipses the 100-yard barrier
- Has more starts than anyone else in franchise history (149)
- Holds the NFL record with 19 career games with 10 or more receptions and 100 or more yards

2013 (Houston 11/11):

- Has started in all 11 games this season at WR
- Recorded 12 receptions for 146 yards (12.2 avg.), good for his 18th game with at least 10 receptions and 100 yards receiving (most in NFL history) at San Diego (9/9) in Week 1
- Recorded eight receptions for 76 yards (9.5 avg.) vs. Tennessee (9/15) in Week 2
- Recorded nine receptions for 110 yards (12.2 avg.), his 46th 100-yard receiving game at the time, which is tied for the eighth-most all time vs. Seattle (9/29) in Week 3
- Recorded nine receptions for 229 yards (25.4 avg.) and a career and franchise-high three touchdowns vs. Indianapolis (11/3) in Week 9. Also, in the effort, tied for second-fastest player to reach 12,000 receiving yards (146 games). This was his third career 200-yard receiving game and his 47th 100-yard game, tied for sixth all-time
- Hauled in five receptions for 37 yards (7.4 avg.) and two touchdowns in Week 10 at Arizona (11/10)
- Caught 10 passes for 116 yards (11.6 avg.) vs. Oakland (11/17) in Week 11
- Surpassed the 1,000-yard mark on the season for the seventh time in his career on two receptions for 36 yards (18.0 avg.) vs. Jacksonville in Week 12

2012 (Houston 16/16, 2/2):

- Set a career high in receiving yardage, finishing 2nd in NFL with 1,598 yards while his 112 receptions were the second-most of his career
- Joined Jerry Rice (4) and Marvin Harrison (3) as the only players in NFL history to surpass 1,500 yards three or more times in a career
- Named an offensive team captain for 2012
- Earned 2nd Team All-Pro honors and was named to his 6th Pro Bowl trip
- Had eight receptions for 119 yards and a touchdown in the season opener vs. Miami (9/9)
- Had a 60-yard reception for a first quarter touchdown and a crucial fourth-quarter third-down catch to clinch the victory at Denver (12/23)
- Caught three passes for 56 yards vs. Tennessee (9/30)
- Surpassed 10,000 career receiving yards on his seventh catch of the game vs. Green Bay (10/14)

- Led the team with nine receptions for 86 yards vs. Baltimore (10/21)
- Caught eight passes for 118 yards vs. Buffalo (11/4), surpassing 100 receiving yards for the 40th time in his career
- Set career-highs and franchise records, catching 14 passes for 273 yards including the game-winning 48-yard touchdown score in overtime vs. Jacksonville (11/18)
- Surpassed 1,000 yards receiving for the sixth time in his career, catching nine passes for 188 yards at Detroit (11/22)
- Named AFC Offensive Player of the Month for the month of November
- Caught eight passes for 95 yards at New England (12/10)
- Led Texans receivers with 11 receptions for 151 yards and a touchdown vs. Indianapolis (12/16)
- Had a team-high 97 yards receiving on seven receptions vs. Minnesota (12/23)
- Led Texans receivers with 12 receptions for 141 yards at Indianapolis (12/30)
- Caught four passes for 62 yards in the AFC Wild Card Playoff vs. Cincinnati (1/5/13)
- Had nine receptions for 95 yards in AFC Divisional Playoff at New England (1/13/13)

2011 (Houston 7/7):

- Named a team captain for 2011 and finished with 33 receptions for 492 yards and two touchdowns
- Inactive for nine games due to hamstring injuries
- Led all Texans receivers with seven receptions for 95 yards and a touchdown vs. Indianapolis (9/11)
- Caught seven passes for 93 yards including a 23-yard fourth quarter touchdown to put the game out of reach at Miami (9/18)
- Posted seven receptions for 128 yards at New Orleans (9/25)
- Caught four passes for 36 yards before leaving with a hamstring injury vs. Pittsburgh (10/2)
- Returned to the lineup and caught two passes for 22 yards, including the 700th of his career on an 8-yard reception in the third quarter at Jacksonville (11/27)
- Led all Texans receivers with four receptions for 97 yards before leaving the game due to a hamstring injury vs. Atlanta (12/4)
- Returned to action in the season finale, catching two passes for 21 yards vs. Tennessee (1/1/12)
- Made his postseason debut after having more career receptions (706) and receiving yards (9,656) than any player in NFL history to have not played in the playoffs
- Caught five passes for a game-high 90 yards and a 40-yard touchdown in AFC Wild Card Playoff vs. Cincinnati (1/7/12)
- Recorded eight receptions for 111 yards in AFC Divisional Playoff at Baltimore (1/15/12)
- Finished the postseason with 13 receptions for 201 yards and a touchdown

2010 (Houston 13/13):

- Recorded his 3rd consecutive 1,000-yard season, finishing with 1,216 yards on 86 receptions and eight touchdowns
- Earned his 5th Pro Bowl selection, but did not play due to injury
- Led the team in receiving with 12 receptions for 158 yards and a crucial fourth-quarter touchdown at Washington (9/19)
- Led the offense with five receptions for 95 yards including a long of 48-yard vs. the New York Giants (10/10)
- Caught eight passes for 138 yards and the game-winning touchdown vs. Kansas City (10/17)
- Caught seven passes for 106 yards and a touchdown at Indianapolis (11/1)
- Led Texans receivers with nine receptions for 146 yards and a touchdown at Jacksonville (11/14)
- Became the first player in NFL history to catch 60 passes in each of his first eight seasons when he caught nine passes for 56 yards and a touchdown vs. Tennessee (11/28)
- Led Texans receivers with six receptions for 149 yards at Philadelphia (12/2)
- Caught nine passes for his second straight 140-yard game and scored two touchdowns vs. Baltimore (12/13)
- Caught the 50th touchdown of his career as one of his six receptions resulting in a total of 58 yards at Tennessee (12/19)

2009 (Houston 16/16):

- Earned 1st Team All-Pro honors for the second consecutive year and named to the Pro Bowl for the fourth time
- Started all 16 games for the second consecutive season and led the NFL with 1,569 receiving yards on 101 receptions while also scoring a career-high nine touchdowns
- Registered his third career 100-catch season and his fourth 1,000-yard season
- Caught three passes for 71 yards and a touchdown for the AFC in the Pro Bowl
- Tied a career high with two touchdown receptions and caught 10 passes for 149 yards at Tennessee (9/20) including the 500th reception of his career, making him the second-fastest player to reach 500 receptions
- Had eight receptions for 101 yards and two touchdowns at Arizona (10/11)
- Had his second consecutive 100-yard game at Cincinnati (10/18) with 135 yards on eight receptions
- Made four catches for a team-leading 78 yards and a touchdown vs. Tennessee (11/23)
- Caught seven passes for 99 yards and his sixth touchdown of the season at Jacksonville (12/6)
- Caught 11 passes for 193 yards and two touchdowns vs. Seattle (12/13), including a 64-yard touchdown reception on the game's very first play
- Caught nine passes for 196 yards at St. Louis (12/20) becoming only the second player in NFL history to have back-to-back 190-yard games
- Became only the second player in NFL history to have back-to-back seasons with 1,500 yards receiving when he caught five passes for 71 yards and a career high ninth touchdown of the season at Miami (12/27)

2008 (Houston 16/16):

- Earned 1st Team All-Pro recognition and was named to his third Pro Bowl
- Led the league in both receptions (115) and yards (1,575)
- His 115 receptions were the third-most in the NFL since 2000
- Caught 10-or-more passes in seven games, the most by a receiver in a single season in NFL history and recorded eight 100-yard games

JOHNSON, ANDRE

- Topped 100 receiving yards in four consecutive games in the month of October while catching 10 or more passes in four straight games for the first time in his career
- His 41 catches in October were the second-most by an NFL receiver in that month since the AFL-NFL merger in 1970
- Caught 10 passes for 112 yards at Pittsburgh (9/7), marking his third straight season opener with 100 yards
- Caught 10 passes for 178 yards and one touchdown vs. Miami (10/12), including the 400th reception of his career on a 4-yard gain in the second quarter
- Posted his third consecutive 100-yard game and fourth of the season vs. Detroit (10/19) with 141 yards on 11 catches
- Recorded his fourth consecutive 100-yard game and fifth of the season vs. Cincinnati (10/26) with 11 receptions for 143 yards
- Caught 10 passes for 116 yards at Cleveland (11/23)
- Surpassed Domanick Williams for the franchise record for career touchdowns with his 29th while making seven receptions for 75 yards vs. Jacksonville (12/1)
- Topped 6,000 career receiving yards with an 11-yard touchdown catch in the fourth quarter at Green Bay (12/7)
- Finished with 11 receptions for a then franchise-record 207 receiving yards vs. Tennessee (12/14)
- Caught 10 passes for 148 yards and two touchdowns vs. Chicago (12/28)

2007 (Houston 9/9):

- Missed seven games with a knee injury and amassed 60 receptions for 851 yards and eight touchdowns for the season
- Had a career-long 77-yard touchdown catch in the opener vs. Kansas City (9/9)
- Registered seven receptions for 120 yards and two touchdowns at Carolina (9/16)
- Inactive the next seven games with a knee injury
- Returned to action and recorded six receptions for 120 yards, including a 73-yard touchdown catch vs. New Orleans (11/18)
- Recorded his fourth 100-yard game of the season with nine receptions for 116 yards and a 28-yard touchdown catch at Tennessee (12/2)
- Caught his seventh touchdown of the season, along with six receptions for 86 yards vs. Denver (12/13)
- Had seven catches for 74 yards and his eighth touchdown of the season at Indianapolis (12/23)

2006 (Houston 16/16):

- Started all 16 games and led the League with 103 receptions and gained 1,147 yards
- Tied for the team lead with five touchdown catches
- His 65 catches in the first eight games of the season ranked as the third-most in NFL history
- Caught six passes for 101 yards vs. Philadelphia (9/10)
- Had season-highs of 11 receptions for 152 yards and his 53-yard reception in the first quarter set up Houston's first score vs. Washington (9/24)
- Earned AFC Player of the Week honors with a nine-catch, 101-yard performance vs. Miami (10/1)
- Made a 17-yard reception inside the last two minutes to set up Kris Brown's 48-yard field goal as time expired to give Houston the 27-24 win vs. Indianapolis (12/24)

2005 (Houston 13/13):

- Started 13 games, missing three with a calf injury that plagued him all season
- Made 63 catches for 688 yards and two touchdowns
- Was inactive due to injury at Seattle (10/16), vs. Indianapolis (10/23) and vs. Cleveland (10/30)
- Had nine catches for 91 yards to lead the Texans in his first game back from a calf injury at Jacksonville (11/6)
- Matched a single-game-high 12 receptions for a season-high 159 yards and one score vs. St. Louis (11/27)
- Caught seven passes for 119 yards, including a season-long 53-yard touchdown catch vs. Jacksonville (12/24)

2004 (Houston 16/16):

- Started all 16 games, leading club in receptions (79), receiving yards (1,142), touchdown receptions (six) and had four 100-yard receiving games, breaking his own record (three, 2003)
- Selected to his first Pro Bowl
- Second-youngest member of AFC Pro Bowl squad (LB Terrell Suggs, Ravens) and youngest AFC offensive selection
- Paced team with six catches for 115 yards and a score, helping Texans win consecutive games for the first time vs. Oakland (10/3)
- Set team and personal marks with 12 catches for 170 yards and also made two touchdown receptions vs. Minnesota (10/10)
- Hauled in six passes for 107 yards including a 49-yarder vs. Green Bay (11/21)
- Posted seven receptions for 125 yards at the New York Jets (12/5), becoming the first Texans receiver to eclipse the 1,000-yard receiving mark in a season
- Had four catches for 46 yards and one touchdown in win at Jacksonville (12/26)

2003 (Houston 16/16):

- Started all 16 games, recording at least one catch in each contest
- Led the Texans with 66 catches for 976 yards (14.8 avg.) and four touchdowns
- Named NFL Rookie of the Week twice after his performances in Week 4 and Week 11
- Made NFL debut in season-opening win at Miami (9/7), snagging a team-high six receptions for 76 yards
- Caught a game-high seven passes for 102 yards and scored first two career touchdowns, tying the club's single-game record vs. Kansas City (9/21)
- Made four receptions for a season-best 122 yards (30.5 avg.) in win at Buffalo (11/16)

- Posted his third 100-yard receiving game of the season when he caught five balls for a game-high 108 yards vs. Tennessee (12/21)

COLLEGE:

- Amassed 92 receptions for 1,831 yards (19.9 avg.) and 20 touchdowns in three seasons at Miami (Fla.) ranking fifth on the school's all-time receiving yards list
- Added 11 receptions for 253 yards and two touchdowns in two bowl games
- Only Michael Irvin (26) and Lamar Thomas (23) had more career touchdown grabs at Miami
- Earned first-team All-Big East honors and third-team AP All-America honors as a sophomore
- Became just the second Hurricane player to crack the single-season 1,000-yard receiving barrier (Eddie Brown, 1,114 yards, 1984) during his junior season
- Helped Miami win first national title in 10 years as a sophomore, catching 37 passes for 682 yards (18.4 avg.) and career-best 10 touchdowns
- 2002 Rose Bowl Co-Player of the Game when he caught seven passes for 199 yards and two touchdowns
- Also an elite collegiate sprinter, winning 2002 Big East Conference titles in the indoor 60 meter and outdoor 100 meter

PERSONAL:

- Parade All-America selection as a senior at Miami (Fla.) Senior High School where he caught 31 passes for 908 yards and 15 touchdowns his senior season for the Stingarees
- Also lettered in track and basketball
- Served as Grand Marshal of the 2012 Houston Livestock and Rodeo Show Downtown Parade

Johnson's 2013 Season Statistics

Date	Opp	GP	GS	Rush	Yds	Avg	Lg	TD	Rec	Yds	Avg	Lg	TD
9/9	at SD	1	1	0	0	--	--	0	12	146	12.2	27	0
9/15	vs. TEN	1	1	0	0	--	--	0	8	76	9.5	28	0
9/22	at BAL	1	1	0	0	--	--	0	5	36	7.2	12	0
9/29	vs. SEA	1	1	0	0	--	--	0	9	110	12.2	17	0
10/6	at SF	1	1	0	0	--	--	0	3	39	13.0	19	0
10/13	vs. STL	1	1	0	0	--	--	0	7	88	12.6	19	0
10/20	at KC	1	1	0	0	--	--	0	4	89	22.3	42	0
11/3	vs. IND	1	1	0	0	--	--	0	9	229	25.4	62	3
11/10	at ARI	1	1	0	0	--	--	0	5	37	7.4	14	2
11/17	vs. OAK	1	1	0	0	--	--	0	10	116	11.6	34	0
11/24	vs. JAC	1	1	0	0	--	--	0	2	36	18.0	21	0
12/1	vs. NE	0	0	0	0	--	--	0	0	0	--	--	0
12/5	at JAC	0	0	0	0	--	--	0	0	0	--	--	0
12/15	at IND	0	0	0	0	--	--	0	0	0	--	--	0
12/22	vs. DEN	0	0	0	0	--	--	0	0	0	--	--	0
12/29	at TEN	0	0	0	0	--	--	0	0	0	--	--	0
2013 Totals		11	11	0	0	--	--	0	74	1,002	13.5	62	5

Year	Team	GP	GS	Rush	Yds	Avg	Lg	TD	Rec	Yds	Avg	Lg	TD
2003	Hou	16	16	5	-10	-2	11	0	66	976	14.8	46t	4
2004	Hou	16	16	4	12	3	14	0	79	1,142	14.5	54t	6
2005	Hou	13	13	6	10	1.7	5	0	63	688	10.9	53t	2
2006	Hou	16	16	3	14	4.7	18	0	103	1,147	11.1	53	5
2007	Hou	9	9	0	0	-	-	0	60	851	14.2	77	8
2008	Hou	16	16	0	0	-	-	0	115	1,575	13.7	65	8
2009	Hou	16	16	2	10	5	7	0	101	1,569	15.5	72t	9
2010	Hou	13	13	2	10	5	7	0	86	1,216	14.1	60	8
2011	Hou	7	7	1	8	8	8	0	33	492	14.9	50	2
2012	Hou	16	16	0	0	-	-	0	112	1,598	14.3	60t	4
2013	Hou	11	11	0	0	--	--	0	74	1,002	13.5	62	5
Career		149	149	23	54	2.3	18	0	892	12,256	13.7	77	61

Johnson's Career Highs

Receptions	14	vs. Jacksonville (273 yards), 11/18/12
Receiving Yards	273	vs. Jacksonville (14 receptions), 11/18/12
Receiving Touchdowns	3	vs. Indianapolis, 11/3/13
Receiving Long	77t	vs. Kansas City, 9/9/07
Rushing Long	18	vs. Buffalo, 11/19/06

Additional Statistics

Tackles: 24 total; 2003 – 4, 2004 – 2, 2005 – 1, 2006 – 6, 2007 – 3, 2008 – 3, 2009 – 3, 2011 – 1, 2012 – 1.
 Special Teams Tackles: 2 total; 2003 – 1, 2004 – 1.
 Fumble Recoveries: 1 total; 2004 – 1.
 Fumbles/Lost: 5/4 total; 2004 – 1/1, 2005 – 1/1, 2006 – 1/0, 2007 – 1/1, 2008 – 1/1.

Johnson's Career Playoff Statistics

Date	Opp.	GP	GS	Rush	Yds	Avg	Lg	TD	Rec	Yds	Avg	Lg	TD
1/7/12	vs. Cin (WC)	1	1	0	0	0	0	0	5	90	18.0	40	1
1/15/12	at Bal (Div)	1	1	0	0	0	0	0	8	111	13.9	19	0
1/5/13	vs. Cin (WC)	1	1	0	0	0	0	0	4	62	15.5	22	0
1/13/13	at NE (Div)	1	1	0	0	0	0	0	8	95	11.9	22	0
Career		4	4	0	0	0	0	0	25	358	14.3	40	1



DENNIS JOHNSON

RUNNING BACK

28

Height: 5-7 | Weight: 193 | College: Arkansas |
 Hometown: Texarkana, Ark. | Rookie |
 First with Texans | Age as of Kickoff Weekend 2013: 23 |
 Acquired: CFA-'13 | 2013 GP/GS: 4/0 |

TRANSACTIONS: Signed by the Houston Texans on May 10, 2013...Released by Texans on Aug. 31, 2013...Acquired from waivers by Cleveland Browns on Sept. 1, 2013...Released by Browns on Sept. 7, 2013...Signed by Browns to the practice squad on Sept. 10, 2013...Signed by Houston Texans to the active roster on Oct. 28, 2013

2013 (Houston 4/0):

- Has appeared in four games this season as an RB
- Made his Texans and NFL debut at RB and recorded eight carries for 36 yards (4.5 avg.) vs. Indianapolis in Week 9
- Recorded the first reception of his career, good for 14 yards at Arizona (11/10) in Week 10
- Rushed for career highs with 13 carries for 74 yards (5.7 avg.) and tallied two receptions for 13 yards vs. Jacksonville (11/24) in Week 12

College Career Notes:

- Set Southeastern Conference career records with 119 kickoff returns for 2,784 yards and set the Arkansas school record for career kickoff returns
- Played in 50 games and ran for 2,036 yards on 345 carries (5.9 average)
- Scored 20 total touchdowns: 13 rushing, four receiving and three on kickoff returns

2012 (Senior):

- Played in 12 games with four starts and led the team with 137 carries for 757 yards rushing and eight touchdowns, and led the team with 17 kickoff returns for 309 yards
- Ranked second on the team with 25 receptions for 160 yards and two touchdowns
- Set season highs against Ole Miss with 27 carries for 161 yards
- Ran for a pair of touchdowns against Auburn, Kentucky and Tulsa

2011 (Junior):

- Appeared in 11 games with six starts and was named second-team All-SEC all-purpose player by the Associated Press after he ranked in the top 10 in the conference in all-purpose yards per game, kickoff return average and rushing yards per game
- Finished the season with 106 rushes for 670 yards and three touchdowns, 24 receptions for 255 yards and two touchdowns and 18 kick returns for 461 yards and one touchdown.
- His average of 126.0 all-purpose yards per game ranked second in the SEC and his average of 25.6 yards per kickoff return, the third-highest single-season average in Arkansas history, was third in the conference
- His average of 6.32 yards per carry was the highest in the SEC among runners with at least 100 carries, fourth overall in the conference and the seventh-highest single-season rushing average in school history
- Ranked fourth in the conference with a 6.3 yards-per-carry average against SEC opponents
- Accumulated 1,386 all-purpose yards, the 12th-highest single-season total in school history
- Named SEC Offensive Player of the Week after he carried the ball 15 times for a career-high 160 yards and one touchdown and caught two passes for 14 yards in the 29-24 win at Ole Miss
- Named SEC Special Teams Player of the Week and to the Paul Hornung Award Weekly Honor Roll after returning two kickoffs for 130 yards, including a 98-yard touchdown, rushing 15 times for 86 yards and making four receptions for 36 yards in the 44-28 win vs. South Carolina

2010 (Redshirt Junior):

- Named to the Doak Walker Award Watch List and appeared in two games for the Razorbacks before suffering a season-ending injury vs. Louisiana-Monroe that led to a medical redshirt

2009 (Sophomore):

- Played in all 13 games with two starts at No. 1 Florida and in the AutoZone Liberty Bowl against East Carolina
- Averaged 25.8 yards per kickoff return and 111.2 yards of total offense per game
- Returned 40 kickoffs for a school-record 1,031 yards and the touchdown, and became the career leader with 1,936 kickoff return yards
- Had 57 rushes for 342 yards
- His season total of 1,445 all-purpose yards ranked 10th on UA's single-season list
- SEC Special Teams Player of the Week against Missouri State, when he had two kickoff returns for 115 yards, including the 91-yard touchdown, along with a 10-yard reception; and Auburn, when he had three kick returns for 145 yards with a long of 70

2008 (Freshman):

- SEC All-Freshman Team member who played in all 12 games and made two starts
- Handled kickoff return duties and had 41 for 905 yards (22.1 per return) and a touchdown
- Had 150 kickoff return yards against Texas, marking the third-highest single-game effort ever by an Arkansas player and also had a 96-yard touchdown return against Tulsa, which proved to be the game winner
- Finished the season as the second-leading rusher for the Razorbacks with 36 carries for 184 yards and a touchdown.
- Named the SEC Freshman of the Week after he had 230 all-purpose yards, including 18 carries for 127 yards and a 17-yard touchdown run in the first quarter against LSU

High School:

- Finished his prep career with 56 touchdowns and more than 4,700 rushing yards for Arkansas High School coach Bill Keopple
- As a senior, he rushed for 1,529 yards and 20 touchdowns on 209 attempts in leading the Razorbacks to their second consecutive 6A state championship
- MVP of the state championship game as both a junior and a senior
- During his junior season, he gained 1,500 yards on the ground with 16 touchdowns in leading his squad to a state championship
- As a sophomore, he scored 18 touchdowns on the ground on 150 carries and 1,734 rushing yards

Personal:

- Son of Dennis Johnson and Rosalind Reems
- Majored in criminal justice

Johnson's Career Statistics at Arkansas

Year	GP	No	Rushing				TD	No	Receiving				TD
			Yds	Avg	Long				Yds	Avg	Long		
2008	12	36	184	5.1	54	1	4	23	5.8	10	0	0	
2009	13	57	342	6.0	46	0	10	72	7.2	18	0	0	
2010	2	9	83	9.2	49	1	0	0	0.0	0	0	0	
2011	11	106	670	6.3	71	3	24	255	10.6	31	2	2	
2012	12	137	757	5.5	28	8	25	160	6.4	25	2	2	
Totals	50	345	2,036	5.9	71	13	63	510	8.1	31	4	4	

Kickoff Returns

Year	No	Yds	Avg	Lg	TD
2008	41	905	22.1	96	1
2009	40	1,031	25.8	91	1
2010	3	78	26.0	32	0
2011	18	461	25.6	98	1
2012	17	309	18.2	42	0
Totals	119	2,784	23.4	98	3

Johnson's 2013 Season Statistics

Date	Opp	GP	GS	Rush	Yds	Avg	Lg	TD	Rec	Yds	Avg	Lg	TD
9/9	at SD			Not With Team									
9/15	vs. TEN			Not With Team									
9/22	at BAL			Not With Team									
9/29	vs. SEA			Not With Team									
10/6	at SF			Not With Team									
10/13	vs. STL			Not With Team									
10/20	at KC			Not With Team									
11/3	vs. IND	1	0	8	36	4.5	11	0	0	0	--	--	0
11/10	at ARI	1	0	4	7	1.8	4	0	1	14	14.0	14	0
11/17	vs. OAK	1	0	2	2	1.0	2	0	0	0	--	--	0
11/24	vs. JAC	1	0	13	74	5.7	29	0	2	13	6.5	9	0
12/1	vs. NE	0	0	0	0	--	--	0	0	0	--	--	0
12/5	at JAC	0	0	0	0	--	--	0	0	0	--	--	0
12/15	at IND	0	0	0	0	--	--	0	0	0	--	--	0
12/22	vs. DEN	0	0	0	0	--	--	0	0	0	--	--	0
12/29	at TEN	0	0	0	0	--	--	0	0	0	--	--	0
2013 Totals		4	0	27	119	4.4	--	0	3	27	9.0	14	0



BEN JONES GUARD/CENTER

60

Height: 6-3 | Weight: 308 | College: Georgia |
 Hometown: Centreville, Ala. | 2nd NFL Season |
 2nd with Texans | Age as of Kickoff Weekend 2013: 24 |
 Acquired: D4a, 2012 (99th overall) | 2013 GP/GS: 11/1 |
 Career GP/GS (Playoffs): 27/11 (2/2) | Teams: Houston, 2012-13 |

TRANSACTIONS: Selected by Houston Texans in the fourth round (99th overall) of the 2012 NFL Draft... Signed by Texans on May 14, 2012.

HONORS:

- Madden Most Valuable Protectors Award (Week 4, 2012; Week 13, 2012)
- Houston Texans Rookie of the Year (2012)

2013 (Houston 11/1):

- Has played in all 11 games at G, with one start this season
- Started at RG and blocked for a ground game that produced 131 yards at San Francisco (10/6) in Week 5

2012 (Houston 16/10, 2/2):

- Originally drafted as a center, but worked his way into a starting role
- Part of seven 100-yard rushing performances by Arian Foster for the NFL's seventh-ranked offense
- Made his Texans and NFL debut on special teams in the season opener vs. Miami (9/9)
- Saw action at right guard and was part of an offensive line that cleared the way for Texans running backs to rush for 216 yards and three touchdowns while not allowing Matt Schaub to be sacked at Jacksonville (9/17)
- Helped provide protection for Matt Schaub, enabling him to tie a career-high with four touchdown passes at Denver (9/23)
- Helped Arian Foster rush for a season-high 157 yards and a touchdown at the New York Jets (10/8)
- Made his first career start and was part of an offense that set a franchise record by scoring 43 points vs. Baltimore (10/21)
- Helped Foster gain 111 yards on 24 carries and scored a touchdown vs. Buffalo (11/4)
- Part of an offense that set a franchise record with 653 yards of offense and tied the franchise scoring record with 43 points vs. Jacksonville (11/18) and put up another 501 yards at Detroit (11/22)
- Paved the way for Foster to rush for 140 yards while not allowing Schaub to be sacked in the AFC Wild Card Playoff vs. Cincinnati (1/5/13)
- Paved the way for Foster to rush for 90 yards while only allowing one sack in the AFC Divisional Playoff at New England (1/13/13)

COLLEGE:

- Ranked third in Georgia history with 49 starts at center
- Two-time All-SEC selection by the league's coaches and four-time SEC Offensive Lineman of the Week in his career
- Named a Freshman All-American and Freshman All-SEC after taking over as starting center in 2008
- Earned All-SEC first-team honors and was rated the nation's second-best center in the draft by The NFL Draft Report in 2011
- Second-team All-SEC honoree by the Associated Press, Phil Steele and the league's coaches for his senior season
- Named to Georgia's Team of the Decade
- Earned 2011 All-American first-team recognition from ESPN.com, Yahoo Sports and Rivals.com
- Served as a team captain and started all 14 games at center
- Earned All-SEC second-team honors from The NFL Draft Report as a junior
- Named All-SEC second-team by the league's coaches his sophomore season
- Member of the fall 2009 Georgia Athletic Director's Honor Roll
- Named Freshman All-American first-team by College Football News, adding second-team honors from The Sporting News and Phil Steele

PERSONAL:

- Attended Bibb County High School in Centreville, Ala., where he earned Super Prep All-Dixie Team, Prep Star All-Southeast Region and Alabama Sports Writers Association Class 5A first-team All-State honors as a senior
- Standout first baseman and pitcher on Bibb County's baseball team, where in 2007 he was selected to the Tuscaloosa News West Alabama Baseball All-Star squad
- Switched from jersey #61 to #60 prior to his senior season, to honor his father, Steve, a former collegiate star, who was killed in a helicopter crash when he was 10 years old
- Pregame ritual consists of walking barefoot on the field "to get a feel for the turf," something he has done since high school

Jones' Career Statistics

- Games/Starts: 2012: 16/10; 2013: 11/1; Totals: 27/11.
- Postseason Games/Starts: 2012: 2/2; Total: 2/2.



GREG JONES FULLBACK

Height: 6-1 | Weight: 251 | College: Florida State |
Hometown: Columbia, S.C. | 10th NFL Season |
1st with Texans | Age as of Kickoff Weekend 2013: 32 |
Acquired: UFA-'13 (JAC) | 2013 GP/GS: 11/3 |
Career GP/GS (Playoffs): 126/70 (3/3) |
Teams: Jacksonville, 2004-12; Houston, 2013 |

33

TRANSACTIONS: Selected by Jacksonville Jaguars in the second round with the 55th overall pick in 2004...Signed by Jaguars on August 1, 2004...Re-signed by Jaguars on Feb. 13, 2008...Signed as an unrestricted free agent by Houston Texans on March 27, 2013.

CAREER:

- Spent the first nine years of his career in Jacksonville before signing as an unrestricted free agent with Houston on March 27, 2013
- Has served as the lead blocker for Jacksonville running backs Fred Taylor and Maurice Jones-Drew, who made four Pro Bowl appearances in his last seven seasons with the team
- Has played in 123 games with 69 starts
- Career totals include 272 carries for 913 yards and 10 touchdowns rushing, and 71 receptions for 461 yards and three touchdowns
- Also has kickoff returns for 109 yards and 28 special teams tackles
- Missed final three games in 2009 and final four games in 2008 with ankle injury
- Re-signed with the Jaguars in 2008 offseason
- Missed the entire 2006 season with a torn ACL in his left knee
- Named first alternate to the Pro Bowl and was voted team's Ed Block Courage Award winner in 2007
- Filled in for injured Fred Taylor in 2005 and rushed for a career-high 575 yards and four touchdowns/Posted two 100-yard rushing games in 2005
- Selected with choice obtained from Green Bay in exchange for third and fourth round picks

2013 (Houston 11/3):

- Made his Texans debut at FB and helped pave the way for 120 yards rushing at San Diego (9/9) in Week 1
- Saw action at FB and helped block for a running game that produced 172 yards on 28 carries (6.1 avg.) and a touchdown vs. Tennessee (9/15) in Week 2
- Made his first career start for the Texans at FB at Baltimore (9/22) in Week 3
- Started at FB and helped lead the way for a ground game that produced 153 yards on 30 carries (5.1 avg.), along with one reception for four yards vs. St. Louis (10/13) in Week 6
- Saw action at FB and recorded his first two rushing attempts of the season for two yards at Kansas City (10/20) in Week 7

2012 (Jacksonville 12/4):

- Started and had one reception for 9 yards at Minnesota (9/9)
- Started and had one reception for 4 yards vs. Houston (9/16)
- Left game after blow to the head on opening kickoff, ending a streak of 34 consecutive starts at fullback at Indianapolis (9/23)...Returned to the game and made two receptions for 12 yards and also rushed once for 1 yard
- Made a career high four receptions for 25 yards vs. Cincinnati (9/30)
- Inactive vs. Detroit (11/4) with a thigh injury, snapping a streak of 39 consecutive games played
- Missed three more games against Indianapolis (11/8), at Houston (11/18) and vs. Tennessee (11/25) with the thigh injury
- Returned from thigh injury at Buffalo (12/2)
- Rushed two times for four yards and made two receptions for 8 yards vs. New York Jets (12/9)
- Started at FB and rushed one time for 3 yards at Miami (12/16)
- Rushed once for no gain and made one reception for 6 yards vs. New England (12/23)

2011 (Jacksonville 16/9):

- Paved the way for NFL rushing leader Maurice Jones-Drew (1,606 rushing yards), the first player in franchise history to accomplish the feat
- Played in all 16 games for the second consecutive season and made nine starts
- Had two rushes for seven yards with one touchdown and four receptions for 19 yards
- Part of rushing attack that ranked sixth in the AFC with 123.1 yards per game and tied for seventh with 207 rushes of four-plus yards
- Recorded a career-high six special teams tackles
- Played in his 100th game as a Jaguar and posted a season-high two special teams tackles vs. Tampa Bay (12/11)
- Scored on a 1-yard run in the fourth quarter against Tennessee (12/24), his first rushing score since Nov. 11, 2007 at Tennessee
- Helped Jones-Drew secure NFL rushing title with a season-high 169 yards in the season finale against Indianapolis (1/1/12)

2010 (Jacksonville 16/13):

- Played in all 16 games for the second time in his career and tied his career high with 13 starts at fullback
- Had two carries for four yards and 11 receptions for 47 yards
- Served as the lead blocker for RB Maurice Jones-Drew (Pro Bowl starter) and a rushing attack that ranked third in the NFL (149.7 avg.)
- Club set a franchise-record with three straight 200-yard rushing games
- Named to Dallas Morning News All-Pro Team
- Opened lanes in rushing attack that compiled 216 yards against Buffalo (10/10)
- Paved the way for 207 yards rushing against the N.Y. Giants on Nov. 28 and had a 2-yard reception

- Part of blocking unit that helped club rush for 258 yards against Tennessee (12/5) on a franchise-record 53 carries. The 258 yards were the second-most in team history
- Blocked for two 100-yard rushers, Rashad Jennings (109), Jones-Drew (101), and helped Jones-Drew to his sixth consecutive 100-yard rushing game against Oakland (12/12)

2009 (Jacksonville 13/7):

- Appeared in 13 games with seven starts as lead blocker for Maurice Jones-Drew
- Finished with four rushes for 23 yards and five receptions for 14 yards and added three special teams tackles
- Missed the final three games with ankle injury
- Paved the way for 133 rushing yards by Jones-Drew against St. Louis (10/18)
- Blocked for Jones-Drew as he rushed for career-high 177 yards on only eight carries (22.1 avg.) vs. Tennessee (11/1)
- Started at fullback and also saw action on special teams, finishing with two tackles against Miami (12/13). Injured his ankle in the fourth quarter and did not return
- Placed on injured reserve on Dec. 17

2008 (Jacksonville 12/7):

- Played in 12 games with seven starts
- Injured his ankle on at Houston (12/1) and was placed on injured reserve on Dec. 10
- Had two rushes for 13 yards and career-high 13 receptions for 116 yards and one TD
- 9/7 at TEN: Started at fullback and made three receptions for 13 yards and a touchdown against Tennessee (9/7). Scored on a 1-yard pass from David Garrard in the second quarter
- Paved the way for the Jaguars' 236 rushing yards as Fred Taylor and Maurice Jones-Drew both rushed for 100-plus yards at Indianapolis (9/21)
- Recorded a season-long 22-yard reception, the second-longest reception of his career, to set up the game-winning field goal in overtime vs. Houston (9/28)
- Inactive with an ankle injury at Chicago (12/7) and placed on injured reserve three days later. Missed game for the first time since 2006 due to injury

2007 (Jacksonville 16/11, 2/2):

- Played in all 16 games with 11 starts
- Finished with 42 carries for 119 yards and two touchdowns and 11 receptions for 99 yards and two touchdowns
- Named first alternate to the Pro Bowl
- Played major role for running game that ranked second in the NFL as it averaged 149.4 yards per game
- Scored first touchdown of the season on a 4-yard run at Denver (9/23)
- Hauled in career-long 27-yard reception and gained four yards on two rushes vs. Houston (10/14)
- Scored a career-high two touchdowns on a 3-yard run and 2-yard pass from Quinn Gray at Tennessee (11/11)
- Caught his second touchdown reception of the season on a 2-yard pass from David Garrard vs. Oakland (12/23)
- Led team in rushing with 14 carries for 71 yards (5.1 avg.) with long of 11, all season-highs against Houston (12/3). Set a career-high with three receptions for 27 yards
- Started at fullback in AFC Wild Card game at Pittsburgh (1/5/08) and in the Divisional Playoff at New England (1/12/08)

2006 (Jacksonville 0/0):

- Missed the entire season after suffering ACL injury in left knee in the third preseason game against Tampa Bay on Aug. 26

2005 (Jacksonville 14/13, 1/1):

- Split time between running back and fullback for the second consecutive season
- Played in 14 games, making career-high 13 starts (10 at FB, 3 at RB)
- Set career-highs in rushing and receiving
- Had 151 carries for 575 yards and four touchdowns to rank second on the team behind Fred Taylor
- Tied for team lead with four rushing touchdowns
- Hauled in 10 receptions for 65 yards and added five special teams tackles
- Made first start of the season for injured Fred Taylor and helped Jaguars to overtime win with 18 carries for 77 yards and a 7-yard touchdown run at Pittsburgh (10/16)
- Recorded 27 rushing yards and one touchdown vs. Houston (11/6)
- Recorded 25 carries for career-high 106 yards and one touchdown vs. Baltimore (11/13)
- Totaled 78 rushing yards and scored on a 25-yard run at Arizona (11/27)
- Tallied career-high 27 carries for 103 yards at Cleveland (12/4)
- Left game with a neck injury vs. San Francisco (12/18) and was inactive for final two regular season games
- Started at FB in AFC Wild Card game and had two carries for 15 yards at New England (1/7/06)

2004 (Jacksonville 16/3):

- Split time between running back and fullback
- Started three of 16 games and had 62 rushes for 162 yards and three touchdowns
- Had two rushes for seven yards including a key fourth-and-one conversion on the fourth quarter game-winning drive at Tennessee (9/26)
- Made first NFL start at San Diego (10/10)
- Posted eight carries for 12 yards including first career rushing touchdown vs. Detroit (11/14)
- Started in season finale against Oakland (1/2/05) and rushed 16 times for 30 yards and a touchdown

COLLEGE:

- Started 21-of-42 games and finished with 480 rushes for 2,535 yards and 23 touchdowns along with 24 receptions for 153 yards at Florida State
- Served as team captain as a senior and led team with 618 rushing yards and seven touchdowns

JONES, GREG

on 144 carries

- Had nine receptions for 52 yards
- Graduated with a degree in sports management

PERSONAL:

- Married (Dana) with sons, Greg Jr. and Caden
- Resides in Beaufort, S.C.
- Attended Battery Creek High (Beaufort, S.C.)
- Rushed for more than 1,600 yards and 10 touchdowns as a senior and registered seven sacks
- Named All-State as a senior
- Competed in sprints on the track team
- Attended Christmas party in 2005 sponsored by Jacksonville Sheriff's Office for children of family members who have tragically died
- Actively supports the charitable efforts of his teammates
- Provided Thanksgiving meal to residents at Hubbard House in 2010
- Distributed toys to more than 100 children in December 2009 in Beaufort, S.C. and partnered with Feed the Children to distribute more than 400 meals
- Supports local military and attends Christmas parties for terminally-ill children
- Attended the grand opening of the Jaguars Den at Wolfson Children's Hospital in Jacksonville
- Visited Pine Forest Elementary in 2008 to encourage children to stay active
- Full name: Greg Jones

Jones' 2013 Season Statistics

Date	Opp	GP	GS	Rush	Yds	Avg	Lg	TD	Rec	Yds	Avg	Lg	TD
9/9	at SD	1	0	0	0	--	--	0	0	0	--	--	0
9/15	vs. TEN	1	0	0	0	--	--	0	0	0	--	--	0
9/22	at BAL	1	1	0	0	--	--	0	0	0	--	--	0
9/29	vs. SEA	1	0	0	0	--	--	0	1	1	1.0	1	0
10/6	at SF	1	0	0	0	--	--	0	0	0	--	--	0
10/13	vs. STL	1	1	0	0	--	--	0	1	4	4.0	4	0
10/20	at KC	1	0	2	2	1.0	4	0	0	0	--	--	0
11/3	vs. IND	1	0	0	0	--	--	0	0	0	--	--	0
11/10	at ARI	1	0	0	0	--	--	0	1	19	19.0	19	0
11/17	vs. OAK	1	0	0	0	--	--	0	0	0	--	--	0
11/24	vs. JAC	1	0	0	0	--	--	0	0	0	--	--	0
12/1	vs. NE	0	0	0	0	--	--	0	0	0	--	--	0
12/5	at JAC	0	0	0	0	--	--	0	0	0	--	--	0
12/15	at IND	0	0	0	0	--	--	0	0	0	--	--	0
12/22	vs. DEN	0	0	0	0	--	--	0	0	0	--	--	0
12/29	at TEN	0	0	0	0	--	--	0	0	0	--	--	0
2013 Totals		11	2	2	2	1.0	4	0	3	24	8.0	19	0

Jones' Career Statistics

Year	Team	GP	GS	Rush	Yds	Avg	Lg	TD	Rec	Yds	Avg	Lg	TD
2004	Jac	16	3	62	162	2.6	12	3	3	13	4.3	9	0
2005	Jac	14	13	151	575	3.8	27	4	10	65	6.5	10	0
2007	Jac	16	11	42	119	2.8	11	2	11	99	9.0	27	2
2008	Jac	12	7	2	13	6.5	13	0	13	116	8.9	22	1
2009	Jac	13	7	4	23	5.8	11	0	5	14	2.8	9	0
2010	Jac	16	13	2	4	2	3	0	11	47	4.3	12	0
2011	Jac	16	9	2	7	3.5	6	1	4	19	4.8	10	0
2012	Jac	12	4	5	8	1.6	4	0	11	64	5.8	10	0
2013	Hou	11	2	2	2	1.0	4	0	3	24	8.0	19	0
Career		126	70	272	913	3.4	27	10	71	461	6.5	27	3

Jones' Career Highs

Rushing Yards	106	vs. Baltimore (25 attempts), 11/15/05
Rushing Attempts	27	at Cleveland (103 yards), 12/4/05
Rushing Touchdowns	1	10 times, most recent: at Tennessee, 12/24/11
Rushing Long	27	at Indianapolis, 9/18/05
Receptions	4	vs. Cincinnati, 9/30/12
Receiving Yards	28	vs. Houston, 9/28/08
Receiving Long	27	vs. Houston, 10/14/07
Receiving Touchdowns	1	three times, most recent: at Tennessee, 9/7/08

Jones' Career Playoff Statistics

Date	Opp.	GP	GS	Rush	Yds	Avg	Lg	TD	Rec	Yds	Avg	Lg	TD
1/7/06	at NE (WC)	1	1	2	15	7.5	11	0	0	0	0	0	0
1/5/08	at Pit (WC)	1	1	0	0			0	0	0	0	0	0
1/12/08	at NE (Div)	1	1	0	0			0	0	0	0	0	0
Career		3	3	2	15	7.5	11	0	0	0	0	0	0



JOHNATHAN JOSEPH CORNERBACK

24

Height: 5-11 | Weight: 188 | College: South Carolina |
Hometown: Rock Hill, S.C. | 8th NFL Season |
3rd with Texans | Age as of Kickoff Weekend 2013: 29 |
Acquired: UFA-'11 (CIN) | 2013 GP/GS: 11/11 |
Career GP/GS (Playoffs): 107/98 (5/5) |
Teams: Cincinnati, 2006-10; Houston, 2011-13 |

TRANSACTIONS: Selected by Cincinnati Bengals in the first round (24th overall) of the 2006 NFL Draft... Signed with Bengals on July 29, 2006... Signed with Houston Texans as an unrestricted free agent on July 29, 2011.

HONORS:

- Associated Press Second-Team All-Pro (2011)
- Two-time Pro Bowl selection (2012, 2013)
- Pro Football Weekly/PFWA All-NFL, All-AFC Team (2011)
- SI.com (Peter King) All-Pro Team (2011)

CAREER:

- Has played in 107 career games with 98 starts and has recorded 421 total tackles, including 354 solo
- Owens 21 career interceptions, three forced fumbles and three fumble recoveries
- Since he entered the NFL in 2006, ranks third with 114 passes defended
- Scored five career touchdown returns (four interceptions and one fumble recovery)

2013 (Houston 11/11):

- Has started in all 11 games this season at CB
- Leads the team in passes defended with 11
- Recorded one solo tackle and two passes defended at San Diego (9/9) in Week 1
- Recorded seven solo tackles and one pass defended vs. Tennessee (9/15) in Week 2
- Recorded three tackles (two solo), three passes defended and an interception, tying him for fifth-place all time in franchise history vs. Seattle (9/29) in Week 4
- Added two more passes defended vs. Oakland (11/17) in Week 11
- Totalled a season-high nine tackles (eight solo) and two passes defended vs. Jacksonville (11/24) in Week 12

2012 (Houston 14/14, 2/2):

- Finished the season with 66 tackles (59 solo) and two interceptions
- Made six tackles (four solo) and intercepted a pass and returned it 36 yards vs. Miami (9/9)
- Had five solo tackles at Jacksonville (9/16)
- Made six tackles (five solo) and led the defense with three passes broken up at Denver (9/23)
- Made four solo tackles and threw a key block that helped Danieal Manning return an interception 55 yards for a score vs. Tennessee (9/30)
- Registered five solo tackles at the New York Jets (10/8)
- Picked off a Joe Flacco pass and returned it 52 yards vs. Baltimore (10/21) for his first touchdown as a Texan
- Registered four tackles (four solo) and a pass defended vs. Buffalo (11/4)
- Collected a season-high seven tackles (six solo) at Chicago (11/11)
- Notched two tackles and a pass defended vs. Jacksonville (11/19)
- Inactive at Detroit (11/22) and at Tennessee (12/2)
- Recorded nine tackles at New England (12/10)
- Made two tackles (one solo) vs. Indianapolis (12/16)
- Registered five tackles and a pass defended vs. Minnesota (12/23)
- Had two passes defended at Indianapolis (12/30)
- Intercepted his second career pass in postseason play when he picked off QB Andy Dalton and returned it 14 yards in the third quarter in the AFC Wild Card Playoff vs. Cincinnati (1/5/13)
- Had five tackles, including three solo tackles in AFC Divisional Playoff at New England (1/13/13)

2011 (Houston 15/15, 2/2):

- Finished with 44 tackles (40 solo) and tied for the team lead with four interceptions and a team-best 15 passes defended and two forced fumbles
- Started and made five tackles (four solo) and one tackle for loss in the season opener vs. Indianapolis (9/11)
- Intercepted a Chad Henne pass and returned it 5 yards to the 6-yard line setting up a second quarter touchdown at Miami (9/18)
- Recorded interceptions in consecutive games for the third time in his career when he picked off Drew Brees at New Orleans (9/25)
- Intercepted a second-quarter Joe Flacco pass with a return of 2 yards in addition to making seven tackles (five solo) at Baltimore (10/16)
- Was named the Defensive Player of the Game after forcing a fumble, making three solo tackles and breaking up two passes at Tennessee (10/23)
- Made four solo tackles and broke up a pass vs. Cleveland (11/6)
- Had two solo tackles and a hit on Kellen Winslow which forced the ball out where it was intercepted by Brian Cushing at Tampa Bay (11/13)
- Intercepted a second-quarter Blaine Gabbert pass and returned it 29 yards at Jacksonville (11/27)
- Inactive for the season finale vs. Tennessee (11/12)
- Recorded six solo tackles, including one for loss, while adding an interception and two passes defended in AFC Wild Card Playoff vs. Cincinnati (1/7/12)
- Recorded two solo tackles and three passes defended in AFC Divisional Playoff at Baltimore (1/15/12)

2010 (Cincinnati 12/12):

- Started 12 games and made 53 tackles

- Ranked second on team in passes defended (11) and interceptions (three)
- Registered four tackles at Cleveland (10/3)
- Intercepted Josh Freeman pass in second quarter and returned it 11 yards vs. Tampa Bay (10/11)
- Made five tackles and had a pass defended at Indianapolis (11/14), helping hold Peyton Manning to season-low 185 passing yards and no touchdowns
- Three tackles and two interceptions (one for a touchdown) vs. Buffalo (11/21), marking the first multi-interception game of his career

2009 (Cincinnati 16/16, 1/1):

- Intercepted Ben Roethlisberger pass and returned it 30 yards for a touchdown vs. Pittsburgh (9/27)
- Intercepted a Derek Anderson pass on the goal line and returned it 32 yards in third quarter at Cleveland (10/3)
- Intercepted a Joe Flacco pass at the goal line in first quarter and returned it 21 yards at Baltimore (10/11)
- Had his first forced fumble of the year when he stripped WR Devin Hester, with LB Dhani Jones recovering for Bengals vs. Chicago (10/25)
- Posted team season-high in passes defended (5) vs. Baltimore (11/8), including a third-quarter INT of Flacco on a deep pass
- Had a team-high four passes defended, with five tackles and a forced fumble in a win at Pittsburgh (11/15)
- Had four tackles at Oakland (11/22), plus a diving interception of Bruce Gradkowski in the fourth quarter
- Picked off a Philip Rivers pass at Bengals 19 in the second quarter and returned it seven yards at San Diego (12/20)
- Five tackles in Wild Card Playoff vs. New York Jets (1/9/10)

2008 (Cincinnati 8/7):

- Returned a Ray Rice fumble 65 yards, produced only Bengals touchdown vs. Baltimore (9/7)
- Tied for team lead in tackles (personal season-high 12), led in solo tackles (10) and led in passes defended (three) vs. Jacksonville (11/2)
- Had his first interception of the year, ending Philadelphia's final scoring threat of the first half when he picked off Donovan McNabb and returned it 22 yards (11/26)

2007 (Cincinnati 15/14):

- Went 42 yards for a touchdown with his first pro interception (off Chad Pennington), and the late fourth-quarter score provided eventual winning points vs. New York Jets (10/21)
- Snagged his second interception vs. Tennessee (11/25), outfighting Bo Scaife for a pass in the first quarter, with a four-yard return
- Intercepted a pass for the second straight game at Pittsburgh (12/2), picking off a Ben Roethlisberger pass at the Steelers 24 in the fourth quarter and returning it 7 yards
- Helped thwart a comeback bid by picking off a Derek Anderson pass at Bengals 5 in the fourth quarter, with 23-yard return vs. Cleveland (12/23)

2006 (Cincinnati 16/9):

- Blocked John Carney's PAT try after Saints' final touchdown in fourth quarter, the first Bengals' blocked PAT since '91 at New Orleans (11/19).
- Tied his season high with seven tackles and tied the team's season high with four passes defended vs. Baltimore (11/30)
- Recovered a fumble on the Raiders' first offensive play vs. Oakland (12/10)

COLLEGE:

- Played two seasons (2004-05) at South Carolina after playing in 2003 at Coffeyville (Kan.) Community College
- Entered NFL Draft after his junior season at South Carolina
- Played only 14 games at South Carolina, due to broken foot that limited him to two games in '04, but still was able to establish himself among the elite cornerbacks in the SEC
- Played in 12 games with 11 starts in '05, when he had four INTs (one for TD)

PERSONAL:

- Attended Northwestern High School in Rock Hill, S.C., where he was all-state in football and all-region in track

Joseph's 2013 Season Statistics

Date	Opp	GP	GS	TotSoloAsst	Sk	Yds	Int	Yds	Lg	TD	PD	FF	FR	Yds	TD
9/9	at SD	1	1	1	1	0	0	0.0	0	0	—	0	2	0	0
9/15	vs. TEN	1	1	7	7	0	0	0.0	0	0	—	0	1	0	0
9/22	at BAL	1	1	2	2	0	0	0.0	0	0	—	0	1	0	0
9/29	vs. SEA	1	1	3	2	1	0	0.0	1	1	1	0	3	0	0
10/6	at SF	1	1	2	2	0	0	0.0	0	0	—	0	0	0	0
10/13	vs. STL	1	1	1	0	1	0	0.0	0	0	—	0	0	0	0
10/20	at KC	1	1	3	2	1	0	0.0	0	0	—	0	0	0	0
11/3	vs. IND	1	1	4	4	0	0	0.0	0	0	—	0	2	0	0
11/10	at ARI	1	1	6	6	0	0	0.0	0	0	—	0	0	0	0
11/17	vs. OAK	1	1	4	4	0	0	0.0	0	0	—	0	2	0	0
11/24	vs. JAC	1	1	9	8	1	0	0.0	0	0	—	0	2	0	0
12/1	vs. NE	0	0	0	0	0	0	0.0	0	0	—	0	0	0	0
12/5	at JAC	0	0	0	0	0	0	0.0	0	0	—	0	0	0	0
12/15	at IND	0	0	0	0	0	0	0.0	0	0	—	0	0	0	0
12/22	vs. DEN	0	0	0	0	0	0	0.0	0	0	—	0	0	0	0
12/29	at TEN	0	0	0	0	0	0	0.0	0	0	—	0	0	0	0
2013 Totals		11	11	42	38	4	0	0.0	1	1	1	0	13	0	0

JOSEPH, JOHNATHAN

Joseph's Career Statistics

Year	Team	GP	GS	TotSoloAsst	Sk Yds	Int Yds	Lg	TD	PD	FF	FR Yds	TD					
2006	Cin	16	9	58	46	12	0.0	0.0	0	0	0	20	0	2	7	0	
2007	Cin	15	14	58	45	13	0.0	0.0	4	76	42	1	15	0	0	0	
2008	Cin	8	7	42	31	11	0.0	0.0	1	22	22	0	13	1	1	65	1
2009	Cin	16	16	69	58	11	0.0	0.0	6	92	32	1	20	1	0	0	0
2010	Cin	12	12	42	37	5	0.0	0.0	3	38	21	1	8	0	0	0	0
2011	Hou	15	15	44	40	4	0.0	0.0	4	29	29	0	15	1	0	0	0
2012	Hou	14	14	66	59	7	0.0	0.0	2	52	52	1	10	0	0	0	0
2013	Hou	11	11	42	38	4	0.0	0.0	1	1	1	0	13	0	0	0	0
Career		107	98	421	354	67	0.0	0.0	21	310	52	4	114	3	3	72	1

Joseph's Career Highs

Tackles	15	vs. Jacksonville, 11/2/08
Interceptions	2	vs. Buffalo, 11/21/10
Passes Defensed	5	vs. Baltimore, 11/8/09
Fumble Recoveries	1	three times, most recent: vs. Baltimore, 9/7/08
Forced Fumbles	1	three times, most recent: at Tennessee, 10/23/11

Jackson's Career Playoff Statistics

Date	Opp.	GP	GS	TotSoloAsst	Sk Yds	Int Yds	Lg	TD	PD	FF	FR	Yds	TD
1/9/10	vs. NYJ (WC)	1	1	5	3	2	0.0	0.0	0	0	0	0	0
1/7/12	vs. Cin (WC)	1	1	6	6	0	0.0	0.0	1	-1	-1	0	2
1/15/12	at Bal (Div)	1	1	2	2	0	0.0	0.0	0	0	0	3	0
1/5/13	vs. Cin (WC)	1	1	5	5	0	0.0	0.0	1	14	14	0	2
1/13/13	at NE (Div)	1	1	5	3	2	0.0	0.0	0	0	0	0	0
Career		5	5	23	19	4	0.0	0.0	2	13	14	0	7



DEJI KARIM RUNNING BACK

39

Height: 5-8 | Weight: 209 | College: Southern Illinois |
Hometown: Oklahoma City, Okla. | 4th NFL Season |
1st with Texans | Age as of Kickoff Weekend 2013: 26 |
Acquired: UFA-'13 | 2013 GP/GS: 3/0 |
Career GP/GS (Playoffs): 29/0 (1/0) |
Teams: Jacksonville, 2010-11; Indianapolis, 2012; Houston, 2013 |

TRANSACTIONS: Selected by Jacksonville Jaguars in the sixth round (180th overall) of the 2010 NFL Draft...Signed by Jaguars on July 23, 2010...Released by Jaguars on April 27, 2012...Acquired from waivers by Indianapolis Colts on April 30, 2012...Released by Colts on Sept. 10, 2012...Re-signed with Colts on Dec. 11, 2012...Signed with Houston Texans as an unrestricted free agent on May 15, 2012...Released by Texans on Aug. 31, 2013... Signed by Houston Texans on Oct. 28, 2013

CAREER:

- Has played in 29 games with 98 carries for 290 yards (3.0 avg.) and 17 receptions for 130 yards
- Returned 90 kickoffs for 2,306 yards (25.6 avg.) and one touchdown in his career
- Has a career-long return of 101 yards for a touchdown

2013 (Houston 3/0):

- Has appeared in two games on special teams
- Inactive vs. Indianapolis (11/3) in Week 9
- Made his Texans debut and returned three kickoffs for 75 yards (25.0 avg.)

2012 (Indianapolis 3/0):

- Played primarily on special teams and recorded nine kickoff returns for 328 yards (36.4 avg.)
- Returned three kickoffs for a season-high 159 yards vs. Houston (12/30), including a career-long 101-yard return for a touchdown

2011 (Jacksonville 12/0):

- Tallied a career-high 63 rushing attempts for 130 yards along with career highs in receptions and receiving yards with 14 for 120
- Finished sixth in the AFC in kickoff return average with a 24.1 avg. on 27 returns for 652 yards
- Rushed for season highs with 14 attempts for 33 yards, including a season-high 39 receiving yards on three catches at Tennessee (9/11)
- Recorded a season high five kickoff returns for 91 yards at the New York Jets (9/18)

2010 (Jacksonville 11/0):

- Compiled 35 rushes for a career-high 160 yards and added three receptions for 10 yards
- Finished sixth in the AFC in kickoff return yards with 1,248 on 50 returns
- Made his NFL debut at Buffalo (10/10) and rushed for season-high 15 times for 70 yards
- Had a season-high seven kickoff returns for 168 yards vs. Tennessee (10/18)
- Recorded a season-long kickoff return of 65 yards vs. Oakland (12/12)

COLLEGE:

- Was named the 2009 Missouri Valley Football Conference Offensive Player of the Year
- Finished third in the voting for the 2009 Walter Payton Award, which is given to the most outstanding player in the Football Championship Subdivision
- Set a Southern Illinois record with 2,339 all-purpose yards in 2009
- Rushed 316 times for 2,080 yards and 26 touchdowns in two years at Southern Illinois (2007, 2009)
- His 1,694 rushing yards in 2009 led the FCS and were the third-most in school history
- Redshirted in 2008 with a knee injury
- Attended Northeast Oklahoma A&M Junior College in 2005 and 2006

PERSONAL:

- Ran for more than 2,000 yards and 28 touchdowns as a senior and was named All-State in Okla.
- Was a high school teammate of St. Louis Quarterback Sam Bradford
- Son of Tai and Larry Karim
- Majored in recreation

Karim's 2013 Season Statistics

Date	Opp	GP	GS	Rush	Yds	Avg	Lg	TD	Rec	Yds	Avg	Lg	TD
9/9	at SD												
9/15	vs. TEN												
9/22	at BAL												
9/29	vs. SEA												
10/6	at SF												
10/13	vs. STL												
10/20	at KC												
11/3	vs. IND	0	0	0	0	--	--	0	0	0	--	--	0
11/10	at ARI	1	0	0	0	--	--	0	0	0	--	--	0
11/17	vs. OAK	1	0	0	0	--	--	0	0	0	--	--	0
11/24	vs. JAC	1	0	0	0	--	--	0	0	0	--	--	0
12/1	vs. NE	0	0	0	0	--	--	0	0	0	--	--	0
12/5	at JAC	0	0	0	0	--	--	0	0	0	--	--	0
12/15	at IND	0	0	0	0	--	--	0	0	0	--	--	0
12/22	vs. DEN	0	0	0	0	--	--	0	0	0	--	--	0
12/29	at TEN	0	0	0	0	--	--	0	0	0	--	--	0
2013 Totals		3	0	0	0	--	--	0	0	0	--	--	0

Karim's 2013 Return Statistics

Date	Opp	KR	Yds	Avg	Lg	TD	PR	FC	Yds	Avg	Lg	TD
9/9	at SD											
9/15	vs. TEN											
9/22	at BAL											
9/29	vs. SEA											
10/6	at SF											
10/13	vs. STL											
10/20	at KC											
11/3	vs. IND	0	0	0.0	0	0	0	0	0	--	--	0
11/10	at ARI	3	75	25.0	31	0	0	0	0	--	--	0
11/17	vs. OAK	1	3	3.0	3	0	0	0	0	--	--	0
11/24	vs. JAC	0	0	0.0	0	0	0	0	0	--	--	0
12/1	vs. NE	0	0	0.0	0	0	0	0	0	--	--	0
12/5	at JAC	0	0	0.0	0	0	0	0	0	--	--	0
12/15	at IND	0	0	0.0	0	0	0	0	0	--	--	0
12/22	vs. DEN	0	0	0.0	0	0	0	0	0	--	--	0
12/29	at TEN	0	0	0.0	0	0	0	0	0	--	--	0
2013 Totals		4	78	19.5	31	0	0	0	0	--	--	0

Karim's Career Statistics

Year	Team	GP	GS	Rush	Yds	Avg	Lg	TD	Rec	Yds	Avg	Lg	TD
2010	Jac	11	0	35	160	4.6	15	0	3	10	3.3	7	0
2011	Jac	12	0	63	130	2.1	14	0	14	120	8.6	20	0
2012	Ind	3	0	0	0	0.0	0	0	0	0	0.0	0	0
2013	Hou	3	0	0	0	--	--	0	0	0	--	--	0
Career		29	0	98	290	3.0	15	0	17	130	7.6	20	0

Karim's Career Return Statistics

Year	Team	KR	Yds	Avg	Lg	TD	PR	FC	Yds	Avg	Lg	TD
2010	Jac	50	1248	25.0	65	0	0	0	0	--	--	0
2011	Jac	27	652	24.1	37	0	0	0	0	--	--	0
2012	Ind	9	328	36.4	101t	1	0	0	0	--	--	0
2013	Hou	4	78	19.5	31	0	0	0	0	--	--	0
Career		90	2,306	25.6	101t	1	0	0	0	--	--	0
2013	Hou	3	75	25.0	31	0	0	0	0	--	--	0
Career		89	2,303	25.9	101t	1	0	0	0	--	--	0



CASE KEENUM QUARTERBACK

7

Height: 6-1 | Weight: 205 | College: Houston |
Hometown: Abilene, Texas | 1st NFL Season |
1st with Texans | Age as of Kickoff Weekend 2013: 25 |
Acquired: CFA-'12 | 2013 GP/GS: 5/5 |
Career GP/GS (Playoffs): 5/5 (0/0) | Teams: Houston, 2012-13 |

TRANSACTIONS: Signed with Houston Texans on May 14, 2012...Released by Texans on Aug. 31, 2012...
Signed to the Texans practice squad on Sept. 1, 2012...Re-signed by Texans on Jan. 14, 2013.

2013 (Houston 5/5):

- Inactive the first six weeks of the season
- Made his first career start and completed 15-of-25 passes for 271 yards and a touchdown, while also rushing three times for 10 yards at Kansas City (10/20) in Week 7. Threw for the most yards by a Texans QB in their first career start in team history and his 10.84 yards-per-attempt avg. was the third-highest in a single game in team history
- Started at QB and completed 20-of-34 passes for 350 yards and three touchdowns vs. Indianapolis (11/3) in Week 9. All three of his touchdowns occurred in the first half, the fifth time that has happened in franchise history
- Started at QB and completed 22-of-43 passes for 201 yards and three touchdowns in Week 10 at Arizona (11/10). Also, established a franchise record with 43 passing attempts in a game without an interception
- Started at QB and completed 13-of-24 passes for 170 yards, one touchdown and one interception before being replaced by Matt Schaub in the third quarter vs. Oakland (11/17)

2012 (Houston 0/0, 0/0):

- Spent the entire season on the Texans practice squad

COLLEGE:

- Finished his college career as the NCAA all-time leader in total passing yards (19,217) and passing touchdowns (155)
- Completed 1,546 passes in 2,229 attempts (69.4 percent) in five seasons as the Cougars' starting quarterback
- Was a two-time recipient of the Sammy Baugh Trophy (2009 and 2011), awarded annually to the nation's top college passer
- Is one of only two players in NCAA history to record multiple 5,000-yard passing seasons
- Set the all-time career passing touchdowns record by throwing for 9 touchdowns against Rice during his final season
- Received a medical redshirt from the NCAA after tearing his ACL in the third game of the 2010 season
- Led the Cougars to the top national ranking in total offense, scoring offense and passing yards per game
- Threw for a career-high 559 yards vs. Southern Miss in 2009

PERSONAL:

- Passed for 6,783 yards and 48 touchdowns at Wylie High School (Abilene, Texas) earning Second-Team All-State honors
- Posted a career record of 31-11 in 42 career starts
- Also lettered in basketball and track

Keenum's 2013 Season Statistics

Date	Opp	GP	GS	Att	Cmp	Pct	Yds	Yd/A	TD	Int	Lg	Sack	Lost	Rate
9/9	at SD	0	0	0	0	--	--	0	0	0	--	--	0	0
9/15	vs. TEN	0	0	0	0	--	--	0	0	0	--	--	0	0
9/22	at BAL	0	0	0	0	--	--	0	0	0	--	--	0	0
9/29	vs. SEA	0	0	0	0	--	--	0	0	0	--	--	0	0
10/6	at SF	0	0	0	0	--	--	0	0	0	--	--	0	0
10/13	vs. STL	0	0	0	0	--	--	0	0	0	--	--	0	0
10/20	at KC	1	1	25	15	60.0	271	10.8	1	0	42	5	50	110.6
11/3	vs. IND	1	1	34	20	58.8	350	10.3	3	0	62	1	10	123.4
11/10	at ARI	1	1	43	22	51.2	201	4.7	3	0	22	3	42	87.5
11/17	vs. OAK	1	1	24	13	54.2	170	7.1	1	1	42	2	21	73.3
11/24	vs. JAC	1	1	34	18	52.9	169	5.0	0	1	37	2	28	54.7
12/1	vs. NE	0	0	0	0	--	--	0	0	0	--	--	0	0
12/5	at JAC	0	0	0	0	--	--	0	0	0	--	--	0	0
12/15	at IND	0	0	0	0	--	--	0	0	0	--	--	0	0
12/22	vs. DEN	0	0	0	0	--	--	0	0	0	--	--	0	0
12/29	at TEN	0	0	0	0	--	--	0	0	0	--	--	0	0
2013 Totals		5	5	160	88	55.0	1,161	7.3	8	2	62	13	151	89.6

Keenum's 2013 Rushing/Receiving Statistics

Date	Opp	GP	GS	Rush	Yds	Avg	Lg	TD	Rec	Yds	Avg	Lg	TD
9/9	at SD	0	0	0	0	--	--	0	0	0	--	--	0
9/15	vs. TEN	0	0	0	0	--	--	0	0	0	--	--	0
9/22	at BAL	0	0	0	0	--	--	0	0	0	--	--	0
9/29	vs. SEA	0	0	0	0	--	--	0	0	0	--	--	0
10/6	at SF	0	0	0	0	--	--	0	0	0	--	--	0
10/13	vs. STL	0	0	0	0	--	--	0	0	0	--	--	0
10/20	at KC	1	1	3	10	3.3	9	0	0	0	--	--	0
11/3	vs. IND	1	1	3	26	8.7	22	0	0	0	--	--	0
11/10	at ARI	1	1	2	13	6.5	7	0	0	0	--	--	0
11/17	vs. OAK	1	1	0	0	--	--	0	0	0	--	--	0
11/24	vs. JAC	1	1	1	2	2.0	2	0	0	0	--	--	0
12/1	vs. NE	0	0	0	0	--	--	0	0	0	--	--	0
12/5	at JAC	0	0	0	0	--	--	0	0	0	--	--	0
12/15	at IND	0	0	0	0	--	--	0	0	0	--	--	0
12/22	vs. DEN	0	0	0	0	--	--	0	0	0	--	--	0
12/29	at TEN	0	0	0	0	--	--	0	0	0	--	--	0
2013 Totals		5	5	9	51	5.7	22	0	0	0	--	--	0

Keenum's Career Statistics

Year	Team	GP	GS	Att	Cmp	Pct	Yds	Yd/A	TD	Int	Lg	Sack	Lost	Rate
2013	Hou	5	5	160	88	55.0	1,161	7.3	8	2	62	13	151	89.6
Career		5	5	160	88	55.0	1,161	7.3	8	2	62	13	151	89.6



SHILOH KEO

FREE SAFETY

Height: 5-11 | Weight: 208 | College: Idaho |
 Hometown: Everett, Wash. | 3rd NFL Season |
 3rd with Texans | Age as of Kickoff Weekend 2013: 25 |
 Acquired: D5a, 2011 (144th overall) | 2013 GP/GS: 11/6 |
 Career GP/GS (Playoffs): 36/5 (2/1) | Teams: Houston, 2011-13 |

31

TRANSACTIONS: Selected by Houston Texans in the fifth round (144th overall) in the 2011 NFL Draft... Signed by Texans on July 31, 2011... Released by Texans on Sept. 3, 2011... Signed by Texans to the practice squad on Sept. 4, 2011... Signed from practice squad to active roster by Texans on Oct. 19, 2011.

2013 (Houston 11/6):

- Has played in 10 games this season at S with five starts
- Made his first career regular season start at FS and recorded four tackles (three solo) and a pass defended at San Diego (9/9) in Week 1
- Started at FS and recorded four tackles (three solo) vs. Tennessee (9/15) in Week 2
- Saw action at S and recorded four solo tackles, one pass defended and an interception returned for four yards at Kansas City (10/20) in Week 7
- Started at FS and recorded a career-high seven tackles (six solo) vs. Indianapolis (11/3) in Week 9
- Tied his career high of seven tackles (five solo) vs. Jacksonville (11/24) in Week 12

2012 (Houston 16/0, 2/1):

- Named a special teams captain by his teammates midway through the season
- Saw action on special teams in the first nine games
- Made a special teams tackle at Denver (9/23)
- Assisted on two tackles vs. Green Bay (10/14)
- Made a tackle on special teams vs. Baltimore (10/21)
- Named Special Teams Player of the Game after recording two special teams tackles vs. Buffalo (11/4)
- Made two special teams tackles at Chicago (11/11)
- Assisted on two special teams tackles vs. Jacksonville (11/18)
- Made a tackle on special teams at Tennessee (12/2)
- Recorded his first career interception in the fourth quarter at New England (12/10)
- Registered one tackle vs. Indianapolis (12/16)
- Had one tackle vs. Minnesota (12/23)
- Notched four tackles (two solo) in the AFC Wild Card Playoff vs. Cincinnati (1/5/13)
- Made his first career NFL start with four tackles in AFC Divisional Playoff at New England (1/13/13)

2011 (Houston 10/0, 2/0):

- Signed to the active roster from the practice squad (10/19)
- Made his NFL debut on special teams while also appearing at safety at Tennessee (10/23)
- Was named the Special Teams Player of the Game after making two special teams tackles at Jacksonville (11/27)
- Saw his first career action as a punt returner and finished the game with one return for 11 yards vs. Tennessee (1/1/12)
- Made one special teams tackle in his postseason debut in AFC Wild Card Playoff vs. Cincinnati (1/7/12)

COLLEGE:

- Started 50-of-55 games at strong safety and recorded 358 tackles (237 solo), one sack, 20 stops for loss totaling 67 yards, 168 yards on 11 interceptions, 20 pass breakups, three forced fumbles and six recoveries
- Averaged 11.0 yards on 53 punt returns and 20.3 yards on eight kickoff returns
- Also rushed three times for 98 yards
- Idaho career punt return yard leader (585) and single-season punt return yards (319 in 2007)
- Set a school record after returning a punt 100 yards for a touchdown vs. Northern Illinois and one of just 11 players in Idaho history with more than 300 career tackles
- All-Western Athletic Conference second-team selection in 2010, won Jim Thorpe Award (top college defensive back) and recipient of Idaho's John Friesz Most Valuable Player Award
- Started 12-of-13 games in 2010 and finished fifth among Vandals defenders with 61 tackles (40 solos), including one sack, 6.5 stops for loss, one forced fumble, two fumble recoveries and tied for seventh in the conference in interceptions (0.23 per game), gaining 63 yards on three interceptions

PERSONAL:

- Rushed for 2,946 yards and 37 touchdowns in two seasons at Archbishop Murphy (Everett, Wash.)
- Had eight receptions for 162 yards (20.25 ypc) and a score and completed 7-of-13 pass attempts for 184 yards and four more touchdowns
- Named the Cascade Conference Defensive Player of the Year and 2A All-State at defensive back by the Associated Press, and All-Conference selection at running back as a senior
- Led the Archbishop Murphy to a 14-1 overall record in his final season, gaining 1,675 yards with 22 touchdowns

Keo's 2013 Season Statistics

Date	Opp	GP	GS	TotSoloAsst	Sk	Yds	Int	Yds	Lg	TD	PD	FF	FR	Yds	TD
9/9	at SD	1	1	4 3 1	0.0	0	0	0	--	0	1	0	0	0	0
9/15	vs. TEN	1	1	4 3 1	0.0	0	0	0	--	0	0	0	0	0	0
9/22	at BAL	1	0	2 2 0	0.0	0	0	0	--	0	0	0	0	0	0
9/29	vs. SEA	1	0	0 0 0	0.0	0	0	0	--	0	0	0	0	0	0
10/6	at SF	1	0	1 0 1	0.0	0	0	0	--	0	0	0	0	0	0
10/13	vs. STL	1	0	3 3 0	0.0	0	0	0	--	0	0	0	0	0	0
10/20	at KC	1	0	4 4 0	0.0	0	1	4	4	0	1	0	0	0	0
11/3	vs. IND	1	1	7 6 1	0.0	0	0	0	--	0	0	0	0	0	0
11/10	at ARI	1	1	6 6 0	0.0	0	0	0	--	0	0	0	0	0	0
11/17	vs. OAK	1	1	5 4 1	0.0	0	0	0	--	0	0	0	0	0	0
11/24	vs. JAC	1	1	7 5 2	0.0	0	0	0	--	0	0	0	0	0	0
12/1	vs. NE	0	0	0 0 0	0.0	0	0	0	--	0	0	0	0	0	0
12/5	at JAC	0	0	0 0 0	0.0	0	0	0	--	0	0	0	0	0	0
12/15	at IND	0	0	0 0 0	0.0	0	0	0	--	0	0	0	0	0	0
12/22	vs. DEN	0	0	0 0 0	0.0	0	0	0	--	0	0	0	0	0	0
12/29	at TEN	0	0	0 0 0	0.0	0	0	0	--	0	0	0	0	0	0
2013 Totals		11	6	43 36 7	0.0	0	1	4	4	0	2	0	0	0	0

Keo's Career Statistics

Year	Team	GP	GS	TotSoloAsst	Sk	Yds	Int	Yds	Lg	TD	PD	FF	FR	Yds	TD
2011	Hou	10	0	0 0 0	0.0	0.0	0	0	0	0	0	0	0	0	0
2012	Hou	16	0	4 2 2	0.0	0.0	1	1	1	0	1	0	0	0	0
2013	Hou	11	6	43 36 7	0.0	0.0	1	4	4	0	2	0	0	0	0
Career		37	6	47 38 9	0.0	0.0	2	5	4	0	3	0	0	0	0

Keo's Career Highs

Tackles 7 twice, last: vs. Jacksonville, 11/24/13
 Interceptions 1 twice, most recent: at Kansas City, 10/20/13
 Passes Defensed 1 twice, most recent: at Kansas City, 10/20/13

Keo's Career Playoff Statistics

Date	Opp.	GP	GS	TotSoloAsst	Sk	Yds	Int	Yds	Lg	TD	PD	FF	FR	Yds	TD
1/7/12	vs. Cin (WC)	1	0	0 0 0	0.0	0.0	0	0	0	0	0	0	0	0	0
1/15/12	at Bal (Div)	1	0	0 0 0	0.0	0.0	0	0	0	0	0	0	0	0	0
1/5/13	vs. Cin (WC)	1	0	4 2 2	0.0	0.0	0	0	0	0	0	0	0	0	0
1/13/13	at NE (Div)	1	1	4 1 3	0.0	0.0	0	0	0	0	0	0	0	0	0
Career		4	1	8 3 5	0.0	0.0	0	0	0	0	0	0	0	0	0

Additional Statistics

Special Teams Tackles: 2013 - 3



SHANE LECHLER

PUNTER

Height: 6-2 | Weight: 237 | College: Texas A&M |
 Hometown: East Bernard, Texas | 14th NFL Season |
 1st with Texans | Age as of Kickoff Weekend 2013: 37 |
 Acquired: UFA-'13 (OAK) | 2013 GP: 11 | Career GP (Playoffs): 217 (7) |
 Teams: Oakland, 2000-12; Houston, 2013 |

9

TRANSACTIONS: Selected by Oakland Raiders in the fifth round (142nd overall) of the 2000 NFL Draft...Signed by Raiders on July 25, 2000...Re-signed by Raiders as exclusive-rights free agent, July 26, 2002...Signed new contract, Dec. 27, 2002...Signed new contract, Feb. 28, 2005...Signed new contract, Feb. 19, 2009...Signed by Houston Texans as an unrestricted free agent on March 23, 2013.

HONORS:

- Six-time Associated Press All-Pro (2000, 2003-04, 2008-10)
- Seven-time Pro Bowl selection (2001, 2004, 2007-11)
- Associated Press Second-Team All-Pro (2001)
- USA Football All-Fundamental Team (2011)
- PFW/PFWA Golden Toe Award (2009)

CAREER:

- Owns the best gross punting average in NFL history, 47.6
- Seven-time Pro Bowler (2001, 2004, 2007-11)
- Six-time All-Pro (2000, 2003-04, 2008-10)
- Led the NFL in gross average four times (2003-04, 2007, 2009)
- Led the NFL in net average four times (2000, 2007-09)
- Played in 206 games for Oakland from 2000-12, punting 1,014 times for 48,215 yards with 322 punts inside opponents' 20-yard line
- Holds the top five single-season punting averages in Oakland history, including a career-best 51.1 in 2009, and two of the top four single-season punting averages in NFL history: 51.1 (2009, second) and 50.8 (2011, fourth)
- Tied for sixth in Raiders' history with 206 games played
- Set an Oakland franchise record with an 80-yard punt against Chicago (11/27/11)
- Had at least one punt of 50 yards or more in 33 consecutive games from 2003-05, the longest such streak by any player since the AFL/NFL merger in 1970
- Has allowed only three touchdowns on punts in lifetime, at any level, two came in consecutive weeks late in 2007 season and one occurred on 9/22/13
- Has experienced just four blocked punts, and only one since 2006
- Set NCAA record for career punting average (44.7) at Texas A&M

2013 (Houston 11/0):

- Has punted in every game this season
- Made his Texans debut and had three punts for 135 yards (45.0 avg.), including three inside the 20-yard line at San Diego (9/9) in Week 1
- Had seven punts for 338 yards (48.3 avg.), including tying a career-high five inside the 20-yard line vs. Tennessee (9/15) in Week 2
- Had five punts for 252 yards (50.4 avg.), including three inside the 20-yard line at Baltimore (9/22) in Week 3
- Had five punts for 249 yards (49.8 avg.) at Kansas City (10/20)
- Had seven punts for 412 yards (58.9 avg.), good for the seventh-highest single-game average in NFL history and highest single-game average in franchise history in Week 10 at Arizona (11/10). Also, booted a season-long 65-yarder in the game
- Moved into fifth place on the all-time punting yards list in the game against Oakland (11/17) in Week 11

2012 (Oakland 16/0):

- Averaged 47.2 gross yards and 39.0 net yards on 81 punts, including 21 inside the 20
- Averaged 54.7 yards (45.6 net) on nine punts in Weeks 9-10, with two inside the 20 and no touchbacks; for just the second time in his distinguished career, averaged at least 54.5 gross yards in consecutive games, and the first instance (Dec. 24, 2011, to Jan. 1, 2012) included a game in which he punted just once
- Opened training camp on the Active/Non-Football Injury List, rehabilitating from July 30 arthroscopic surgery (Dr. Warren King, Fremont Surgery Center) on his left (non-punting) knee, correcting normal wear and tear, aggravated by weightlifting
- Began punting again Aug. 18, after passing his physical
- Voted a 2012 captain by his teammates Sept. 3
- Saw Chargers deflect his first blocked punt in six years (9/10)
- Despite a deflection of his second-quarter punt, which traveled only 2 yards, still averaged 49.4 gross and 43.4 net, on his seven total punts against Denver (9/30)
- Calmly made one of the most important plays of a 26-23 overtime win against Jacksonville (10/21), securing a slightly offline snap in time to place the ball for Sebastian Janikowski's game-tying extra point with less than three minutes left in the fourth quarter
- Threw his fourth career pass, a completion to Taiwan Jones on a second-quarter fake punt vs. Tampa Bay (11/4);
- Turned in one of finest days of an impressive career, averaging 54.8 (gross) and 47.6 (net), including a 60-yarder, and a 53-yarder downed at the 2 early in the second quarter at Baltimore (11/11)
- Averaged 42.0 net yards on six punts, and posted a season high by pinning an opponent inside its own 20 three times at Cincinnati (11/25)
- Posted the 1,000th punt of his career vs. Kansas City (12/16)
- Averaged a stellar 43.8 yards on five punts and placed four inside the opponents' 20 for the 14th

time in his career against Carolina (12/23); posted a 41.0 net average

2011 (Oakland 16/0):

- Named to AFC Pro Bowl squad for fifth straight season
- Punted 78 times for 3,960 yards and ranked second in the NFL in gross average (50.8) and fifth in the NFL in net average (40.9)...his gross average ranks as the fourth-highest in NFL history
- Attempted the first three passes of career, including first career touchdown, on a fake field goal in Week 6 against Cleveland
- Placed 27 punts inside the 20-yard line
- Tied a then-franchise record with a 77-yard punt and averaged a season-high 58.2 yards per attempt at Denver (9/12)
- Completed first career pass, connecting with TE Kevin Boss for a 35-yard touchdown on a fake FG in 24-17 win vs. Cleveland (10/16)
- Broke own franchise record with an 80-yard punt vs. Chicago (11/27)...Limited Devin Hester to two returns for 7 yards and pinned Bears inside 20 on three occasions in 25-20 win
- Had a 71-yard punt at Green Bay (12/11)
- Had a 76-yard punt that ranked as the fourth-longest in Oakland franchise history at Kansas City (12/24)

2010 (Oakland 16/0):

- Named to fourth straight Pro Bowl and tabbed for first-team All-Pro honors by Associated Press
- Punted 77 times for 3,618 yards and ranked second in the NFL in both gross (47.9) and net (40.8) average
- Placed 27 punts inside the 20
- Averaged a season-high 54.8 yards per punt, including a season-long 68-yarder at Tennessee (9/12)
- Placed a season-high four punts inside the 20 vs. Houston (10/3)

2009 (Oakland 16/0):

- Named to third straight Pro Bowl after leading NFL in gross (51.1) and net (43.9) average
- Recipient of the PFW/PFWA Golden Toe Award, presented to the NFL's top punter or kicker
- Tied a career high with 96 punts, for a career-best 4,909 yards
- Placed 30 punts spotted inside the 20-yard line and registered a punt of 50-or-more yards in all 16 games
- Posted 12 punts of 60-or-more yards
- Had a season-long 70-yard punt at Kansas City (9/20)
- Had eight punts for 427 yards (53.4 gross average) including three inside the 20 at Houston (10/4)
- Tied career highs with 11 punts and five inside the 20 vs. Kansas City (11/15)
- Set a season high with a 54.8 gross average, with a long of 69 at Dallas (11/26)

2008 (Oakland 16/0):

- Named to his fourth Pro Bowl after leading the NFL in net average (41.2) and ranking second in gross average (48.8)
- Punted 90 times for 4,391 yards and had a career-high 33 punts inside the 20
- Registered a punt of 50 or more yards in all 16 games and posted 14 punts of 60 or more yards
- Registered a season-long 70-yard punt vs. San Diego (9/28)
- Tied a career high with five punts inside the 20 vs. New York Jets (10/19)
- Boomed four punts for 50 yards or longer, with a long of 64 vs. Atlanta (11/2)
- Set career highs with 11 punts and 556 yards vs. Carolina (11/9), eclipsing his previous best of 10, as a rookie
- Registered a season-best 58.7 gross average at Denver (11/23)

2007 (Oakland 16/0):

- Earned his third Pro Bowl selection after leading the NFL in both gross (49.1) and net (41.1) average
- Registered a punt of 49 yards or more in all 16 games and had just seven touchbacks, the fewest in his career
- Punted 52 yards to pin Detroit at its 1-yard line in first quarter (9/9)
- Twice pinned the Broncos inside their 10-yard line, one of which led to a Raiders sack in the end zone for a safety at Denver (9/16)
- Had a 69-yard punt in the first quarter and downed the Browns inside their 10 with just over a minute remaining in 26-24 win vs. Cleveland (9/23)
- Punted nine times and helped limit Devin Hester to just 2.3 yards per return, while making one special-teams tackle vs. Chicago (11/11)
- For first time in life at any level, allowed a touchdown return, when Will Blackmon scored on a 57-yard runback in second quarter at Green Bay (12/9)

2006 (Oakland 16/0):

- Played in 16 games and punted 77 times for 3,660 yards, setting a then-club record with a 47.5-yard gross average
- Key in 20-13 win against defending Super Bowl champions, limiting Santonio Holmes to just two returns on seven punts, including three fair catches, two inside the Steelers' 15 vs. Pittsburgh (10/29)
- Punted a season-high 10 times at Seattle (11/6)

2005 (Oakland 16/0):

- Played in all 16 games and punted 82 times for 3,744 yards (45.7 avg.)
- Extended his streak of consecutive games with a punt of 50 yards or more to 33, eclipsing the previous best, a 30-game stretch by Seattle's Rick Tuten from 1993-95, as the longest since the 1970 merger
- Launched 34 punts of 50 yards or more and had two travel at least 60
- Had his best season in terms of placement, downing a career-high 26 punts inside the opponent's 20

LECHLER, SHANE

- His 45.7 gross average ranked second in the NFL, just 0.003 yards behind Buffalo's Brian Moorman
- Also rushed once for 2 yards
- Recorded an AFC single-game season best gross average of 51.0 yards vs. Kansas City (9/18)
- With a long of 49, snapped his streak of consecutive games with a punt of 50-plus at 33 at New York Jets (12/11)
- Recorded longest punt of season with 64-yarder in second quarter at Denver (12/24)
- Punted a season-high nine times; also placed a season-high four punts inside 20 vs. New York Giants (12/31)

2004 (Oakland 16/0):

- Named to the Pro Bowl for the second time after leading the NFL in gross average for second straight year (46.7)
- Had a punt travel at least 50 yards in every game, booming 29 such punts overall, and had 10 of more than 60 yards
- Had 22 punts downed inside 20
- Punted four times for 222 yards (55.5) including punts of 61 and 64 yards at Indianapolis (10/10)
- Averaged a season-high 55.7 yards on three punts for 167 yards and boomed his seventh punt of 60-plus yards with a season-long 67-yarder in the fourth quarter at Carolina (11/7)...Also launched a 56-yarder that landed at the Carolina 1 before Oakland downed it at the 3
- Boomed 67-yarder from the Raiders' 19 to the Atlanta 14 (12/12)...Landed two of his four punts inside the Falcons' 20, one downed at the 10...
- Had two punts downed inside the 20, one that pinned Titans at their 13-yard line with 25 seconds remaining in the game to set up a game-clinching safety vs. Tennessee (12/19)

2003 (Oakland 16/0):

- Named to the Associated Press All-Pro team
- Led NFL with a career-high 4,503 punting yards and posted career highs in attempts (96 – tied in 2009) and punts downed inside the 20 (27 – surpassed in 2008)
- Boomed eight punts of more than 60 yards and two of more than 70
- Averaged more than 50 yards per punt in six games
- His 96 punts tied Ray Guy (1981) for second highest total in Raiders history, behind Leo Araguz (98 in 1998)

2002 (Oakland 14/0, 3/0):

- Helped AFC champion Raiders to Super Bowl with 53 punts for 2,251 yards (42.5), ranking fourth in the AFC and eighth in the NFL
- Placed 18 inside the 20, with only 12 touchbacks
- Inactive for first two games of the season due to quad injury
- Returned from quad injury to make regular-season debut and punted three times for 134 yards (44.7 average) vs. Tennessee (9/29)
- Punted five times for 250 yards (50.0) with a season-long 70-yarder at Buffalo (10/6)
- Placed all three punts inside the 20, a season high vs. New England (11/17)
- Tied a season-high with three punts inside the 20 at Miami (12/15)
- Placed two punts inside the 20 in AFC Divisional game vs. New York Jets (11/20/03)
- Pinned Titans inside 20 on one occasion in AFC championship vs. Tennessee (1/19/03)
- Punted five times for 195 yards (39.0) with a long of 53 yards and two punts placed inside the 20 in Super Bowl XXXVII vs. Tampa Bay (1/26/03)

2001 (Oakland 16/0, 2/0):

- Named to his first Pro Bowl following a spectacular season in which he punted 73 times for 3,375 yards, a 46.2-yard gross average that ranked first in the AFC and second in the NFL
- Pinned opponents inside the 20 on nearly one of every three punts (23-of-73)
- Tied for second in the AFC and third in the NFL with 21 punts of more than 50 yards, and led conference and ranked third in league with eight of better than 60 yards
- Named second-team AP All-Pro, Pro Football Weekly All-AFC, first-team Football Digest All-Pro, and second-team College and Pro Football News Weekly All-Pro
- Hit a season-high 65-yarder at Kansas City (9/9)
- Set season highs with seven punts for 345 yards (49.3 average) at Miami (9/23)
- Averaged a season-high 52.4 yards per attempt at Indianapolis (10/14)
- Placed four punts inside the 20 at Philadelphia (10/28)
- Placed two punts inside the 20 vs. San Diego (11/18)
- Punted twice in AFC Wild Card game vs. New York Jets (1/12/02) for 89 yards and had a long punt of 49 yards
- Saw action in snowy AFC Divisional game at New England (1/19/02) and tied Ray Guy for most punts in a Raiders playoff contest, with nine, for 352 yards (39.1 average)...Had a long punt of 51 yards
- In the Pro Bowl (2/2/03), broke the game's record on two occasions with 70- and 73-yard punts, eclipsing the previous mark, 64 yards (Tom Wittum, 1974, and Darren Bennett, 1996)

2000 (Oakland 16/0, 2/0):

- Had a record-breaking rookie season by punting 65 times for 2,984 yards
- Selected first-team All-Pro by the AP, College & Pro Football Newsweekly, The Sporting News and USA Today
- Picked up second-team honors from Football Digest, and garnered all-rookie team accolades from Football News and Pro Football Weekly
- Averaged 45.91 yards, the second-best punting average by a rookie in NFL history (Frank Sinkwich with Detroit in 1943 averaged 45.92)
- That gross average ranked second in the NFL and broke Ray Guy's 1973 Oakland franchise record of 45.3

- Led NFL in net average (38.0), and tied for second in NFL with 45.9 gross mark, and had 24 inside the 20
- Recorded five punts of 60 or longer, and 19 of 50 or longer and also filled in as a placekicker
- Made NFL debut and amassed 10 punts for 424 yards (42.4) with a season-high five downed inside the 20 vs. San Diego (9/3)
- Launched a season-high 69-yard punt vs. Cleveland (9/24)
- Tied a season high with a 69-yarder vs. Seattle (10/22)
- Served as kicker in place of an injured Sebastian Janikowski, kicking off eight times with one touchback vs. Kansas City (11/5)...Connected on all seven PATs and missed his lone FG attempt, a 33-yarder...(11/19) at NO: Registered a season-high 54.8-yard average to earn AFC Special Teams Player of the Week
- Named AFC Special Teams Player of the Week for a second time, punting seven times for 311 yards (44.4) and placing four inside the 20 vs. New York Jets (12/10)
- Punted five times for 234 yards (46.8) with a long of 54 in AFC Divisional playoff vs. Miami (1/6/01)
- Punted seven times for 315 yards (45.0) in AFC Championship vs. Baltimore (1/14/01), placing four inside 20, with long of 64

COLLEGE:

- Finished college career at Texas A&M as NCAA career record holder in gross average (44.7) and game with a gross average of at least 40.0 yards (37)
- A two-time All-American and a three-time first-team All-Big 12 selection, finished his career with 268 punts for 11,977 yards
- Set school and Big 12 records in career punts, yardage, career gross (44.7) and net average (40.6), career 40- (37) and 50-yard (10) game averages and single-season gross average (46.9, 1997)
- Did not have a punt blocked and did not allow a punt return for a touchdown during his career
- As a senior, earned first-team All-America after averaging 46.5 yards on 60 punts...Posted 17 coffin-corner kicks and produced nine fair catches...Broke his own single-game record with a 57.2 average against Texas Tech, in addition to a 42.7 net, which beat his own school record by over a yard...Also handled kickoff duties and was the holder on placements before taking over the place kicker job for the final two games of the season...Connected on six of eight extra points and on his lone field-goal attempt
- As a junior first-team All-American, averaged 43.6 yards per boot and recorded 21 coffin-corner punts and Compiled a 39.2-yard net average...Threw a touchdown pass on a fake field goal against Texas Tech
- As sophomore, earned first-team All-Big 12 honors and All-America honorable mention after averaging 47.0 yards per punt...His 1997 average shattered the A&M record of 43.8 set by David Davis in 1992...His season net average was 41.3, which broke the school record of 40.1...Earned Big 12 Special Teams Player of the Week honors after averaging 44.0 yards on six punts in the rain vs. Texas
- In 1996 as redshirt freshman, earned Freshman All-America honors from The Sporting News after averaging an A&M freshman record 42.7 yards on 72 punts...Set a single-game school record by averaging 54.7 yards per punt against Iowa State, including a pair of crucial 70-yarders...Saw limited game action at quarterback but did not throw a pass, and convinced by head coach R.C. Slocum to focus on punting, despite playing every down as a high-school player
- History major

PERSONAL:

- As starting quarterback, punter and placekicker, led East Bernard (Texas) High School to a 12-2 record and the quarterfinals of the Texas 2A state quarterfinals as a senior...Completed 87-of-101 passes (86.1 percent) for 1,640 yards and 11 touchdowns
- Passed for nearly 5,000 yards, and averaged 41.6 yards per punt, including 85- and 78-yarders
- Also played baseball, basketball and golf, and competed in track
- Father, Dale, played football at Baylor before coaching Texas high-school football for 17 years
- Mother, Javon, was a point guard at Baylor
- Wife, Erin, was an All-America volleyball player at Texas A&M
- Brother, Derek, also punted for Texas A&M
- One grandfather, Ed, played quarterback at Mississippi State; another grandfather, Buddy Attaway, played at Baylor before signing with the Pittsburgh Steelers
- Worked Ray Guy camps, learning the legend's approach to games, between seasons during college.

Lechler's 2013 Season Statistics

Date	Opp	GP	No	Blk	Yds	Avg	Lg	TB	In20	Net Avg
9/9	at SD	1	3	0	135	45.0	58	0	3	43.3
9/15	vs. TEN	1	7	0	338	48.3	61	1	5	42.9
9/22	at BAL	1	5	0	252	50.4	59	0	3	31.8
9/29	vs. SEA	1	7	0	317	45.3	61	1	2	33.9
10/6	at SF	1	3	0	151	50.3	60	0	1	41.0
10/13	vs. STL	1	2	0	78	39.0	44	1	0	39.0
10/20	at KC	1	5	0	249	49.8	58	0	3	43.4
11/3	vs. IND	1	4	0	164	41.0	57	0	1	32.5
11/10	at ARI	1	7	0	412	58.9	65	0	2	48.3
11/17	vs. OAK	1	9	0	442	49.1	60	2	2	41.3
11/24	vs. JAC	1	7	0	314	44.9	53	0	1	42.9
12/1	vs. NE	0	0	0	0	--	--	0	0	--
12/5	at JAC	0	0	0	0	--	--	0	0	--
12/15	at IND	0	0	0	0	--	--	0	0	--
12/22	vs. DEN	0	0	0	0	--	--	0	0	--
12/29	at TEN	0	0	0	0	--	--	0	0	--
2013 Totals		11	59	0	2852	48.3	65	5	23	40.1

LECHLER, SHANE

Lechler's Career Statistics

Year	Team	G	No	Blk	Yds	Avg	Lg	TB	In20	Net Avg
2000	Oak	16	65	1	2,984	45.9	69	10	24	38.0
2001	Oak	16	73	1	3,375	46.2	65	12	23	35.6
2002	Oak	14	53	0	2,251	42.5	70	12	18	32.7
2003	Oak	16	96	0	4,503	46.9	73	13	27	37.2
2004	Oak	16	73	0	3,409	46.7	67	14	22	37.2
2005	Oak	16	82	0	3,744	45.7	64	9	26	37.9
2006	Oak	16	77	1	3,660	47.5	67	19	19	36.4
2007	Oak	16	73	0	3,585	49.1	70	7	25	41.1
2008	Oak	16	90	0	4,391	48.8	70	13	33	41.2
2009	Oak	16	96	0	4,909	51.1	70	12	30	43.9
2010	Oak	16	77	0	3,618	47.0	68	4	27	40.8
2011	Oak	16	78	0	3,960	50.8	80	9	27	40.9
2012	Oak	16	81	1	3,826	47.2	68	9	21	39.0
2013	Hou	11	59	0	2,852	48.3	65	5	23	40.1
Career		217	1,073	4	51,067	47.6	80	148	345	38.9

Lechler's Career Game Highs

Punts	11	twice, last vs. Kansas City, 11/15/09
Punt Yards	556	vs. Carolina, 11/9/08 (11 punts)
Punts Inside 20	5	four times, last vs. Tennessee, 9/15/13
Long Punt	80	vs. Chicago, 11/27/11
Average (min. 3 punts)	59.0	at Denver, 12/24/05 (five punts)
Net Average	52.2	vs. New York Jets, 10/25/09 (five punts)
(min. 3 punts)		

Lechler's Career Season Highs

Punts	96	2003 and 2009
Punt Yards	4,909	2009 (96 punts)
Punts Inside 20	33	2008 (90 punts)
Average	51.1	2009
Net Average	43.9	2009

Lechler's Playoffs Statistics

Date	Team	GP	No	Blk	Yds	Avg	Lg	TB	In20	Net Avg
1/6/01	vs. MIA (Div)	1	5	0	234	46.8	54	0	1	31.6
1/14/01	vs. BAL (Conf)	1	7	0	315	45.0	64	0	4	36.7
1/12/02	vs. NYJ (WC)	1	2	0	89	44.5	49	2	0	24.5
1/19/02	at NE (Div)	1	9	0	352	39.1	51	2	1	29.2
1/12/03	vs. NYJ (Div)	1	3	0	108	36.0	39	0	2	36.0
1/19/03	vs. TEN (Conf)	1	3	0	120	40.0	46	0	1	36.3
1/26/03	at TB (SB)	1	5	0	195	39.0	53	0	2	34.0
Career		7	34	0	1413	41.6	64	4	11	32.8



ELBERT MACK CORNERBACK

43

Height: 5-10 | Weight: 175 | College: Troy |
Hometown: Wichita, Kansas | 6th NFL Season |
1st with Texans | Age as of Kickoff Weekend 2013: 27 |
Acquired: FA, 2013 | 2013 GP/GS: 3/0 | Career GP/GS (Playoffs): 68/6 (0/0) |
Teams: Tampa Bay, 2008-11; New Orleans, 2012; Houston, 2013 |

TRANSACTIONS: Signed by Tampa Bay Buccaneers as an undrafted free agent on May 1, 2008...Re-signed as an exclusive rights free agent by Buccaneers on April 20, 2010...Re-signed as a restricted free agent by Buccaneers on July 29, 2011...Signed as an unrestricted free agent by New Orleans Saints on June 5, 2012...Released by Saints on Sept. 2, 2012...Signed by Saints on Sept. 18, 2012...Released by Saints on Oct. 3, 2012...Signed by Saints on Oct. 8, 2012...Signed as an unrestricted free agent by Houston Texans on July 25, 2013...Released by Texans on Aug. 31, 2013...Re-signed with the Texans on Oct. 15, 2013.

Career:

- Has played in 68 games with six starts and six interceptions in his career
- Has returned two of his six career interceptions for touchdowns
- Career totals also include 80 tackles, 17 passes defended and 17 special teams tackles
- In his four seasons with Tampa Bay and appeared in 58 games with four starts for and registered 77 tackles (65 solo), 11 passes defended, five interceptions with one return for a touchdown and 30 special teams tackles

2013 (Houston 3/0):

- Has seen action on special teams in three games with the team this season
- Exited in the first quarter with a hamstring injury at Arizona (11/10) in Week 10
- Inactive due to a hamstring/groin injury vs. Oakland (11/17) in Week 11 and vs. Jacksonville (11/24) in Week 12

2012 (New Orleans, 7/2):

- Started two of the seven games he played for the Saints and totaled 12 tackles, six passes defended and an interception
- Returned his only interception of the season 73 yards for a touchdown in the first quarter against the New York Giants (12/9)
- Started and recorded a season-high five solo tackles against Tampa Bay (12/16)
- Also started the season finale against Carolina (12/30)

2011 (Tampa Bay, 16/1):

- Started all 16 regular season games with one start and totaled 27 tackles (23 solo), six passes defended and two interceptions with one return for a touchdown
- Notched an interception and a pass defense at Green Bay (11/20)
- Notched a season-high five tackles, one pass defended and a 40-yard interception return for a touchdown in the third quarter at Atlanta (1/1/12)

2010 (Tampa Bay, 12/0):

- Appeared in 12 games and finished with 12 tackles (11 solo) and nine special teams stops
- Totaled a season-high four solo tackles vs. Carolina (11/14)
- Registered two special teams tackles at New Orleans (1/2/11)

2009 (Tampa Bay, 15/3):

- Appeared in 15 regular season games with three starts
- Totaled 30 tackles (24 solo), four passes defended and a career-high three interceptions
- Notched his first career interception vs. Green Bay (11/8)
- Registered a career-high two interceptions at Seattle (12/20)

2008 (Tampa Bay, 15/0):

- Played in 15 regular season contests and finished with eight tackles (seven solo) and a pass defended

COLLEGE:

- Two-year letterman at Troy, starting all 25 games he played in
- Totaled 84 tackles, 22 passes defended, 10 interceptions and two fumble recoveries
- Led the NCAA with eight interceptions, including one for a touchdown as a senior
- Attended Butler County Community College
- Majored in social science with a minor in recreation

PERSONAL:

- Attended Wichita North (Kansas) High School
- Finished with 85 tackles and 22 interceptions in his high school career
- Named Class 6A All-State as a senior
- Also participated in track, where he was twice named an honorable mention All-Metro

Mack's 2013 Season Statistics

Date	Opp	GP	GS	TotSolo	Asst	Sk	Yds	Int	Yds	Lg	TD	PD	FF	FR	Yds	TD
9/9	Not With Team															
9/15	Not With Team															
9/22	Not With Team															
9/29	Not With Team															
10/6	Not With Team															
10/13	Not With Team															
10/20	at KC	1	0	0	0	0	0.0	0	0	0	--	0	0	0	0	0
11/3	vs. IND	1	0	0	0	0	0.0	0	0	0	--	0	0	0	0	0
11/10	at ARI	1	0	0	0	0	0.0	0	0	0	--	0	0	0	0	0
11/17	vs. OAK	0	0	0	0	0	0.0	0	0	0	--	0	0	0	0	0
11/24	vs. JAC	0	0	0	0	0	0.0	0	0	0	--	0	0	0	0	0
12/1	vs. NE	0	0	0	0	0	0.0	0	0	0	--	0	0	0	0	0
12/5	at JAC	0	0	0	0	0	0.0	0	0	0	--	0	0	0	0	0
12/15	at IND	0	0	0	0	0	0.0	0	0	0	--	0	0	0	0	0
12/22	vs. DEN	0	0	0	0	0	0.0	0	0	0	--	0	0	0	0	0
12/29	at TEN	0	0	0	0	0	0.0	0	0	0	--	0	0	0	0	0
2013 Totals		3	0	0	0	0	0.0	0	0	0	--	0	0	0	0	0

Mack's Career Statistics

Year	Team	GP	GS	TotSolo	Asst	Sk	Yds	Int	Yds	Lg	TD	PD	FF	FR	Yds	TD
2008	TB	15	0	7	6	1	0	0	0	0	-	0	1	0	0	0
2009	TB	15	3	25	24	1	0	0	3	36	36	0	4	0	0	0
2010	TB	12	0	11	10	1	0	0	0	0	-	0	0	0	0	0
2011	TB	16	1	25	21	4	0	0	2	47	40t	1	6	0	0	0
2012	NO	7	2	12	7	5	0	0	1	73	73t	1	6	0	0	0
2013	HOU	3	0	0	0	0	0	0	0	--	--	0	0	0	0	0
Career		68	6	80	68	12	0	0	6	156	73t	2	17	0	0	0

Muir's Career Single-Game Highs

Tackles	5	three times, last vs. Tampa Bay, 12/16/12
Solo Tackles	5	vs. Tampa Bay, 12/16/12
Interceptions	2	at Seattle, 12/20/09
Interception Return	73t	at New York Giants, 12/9/12
Passes Defended	3	at Oakland, 11/18/12
Special Teams Tackles	2	vs. New Orleans (11/30/08)

Additional Statistics

Special Teams Tackles: 17 total; 2013 - 2.



KESHAWN MARTIN

WIDE RECEIVER

82

Height: 5-11 | Weight: 194 | College: Michigan State |
 Hometown: Inkster, Mich. | 2nd NFL Season |
 2nd with Texans | Age as of Kickoff Weekend 2013: 23 |
 Acquired: D4a, 2012 (121st overall) | 2013 GP/GS: 11/0 |
 Career GP/GS (Playoffs): 26/1 (2/0) | Teams: Houston, 2012-13 |

TRANSACTIONS: Selected by Houston Texans in the fourth round (121st overall) of the 2012 NFL Draft... Signed by Texans on May 14, 2012.

2013 (Houston 11/0):

- Has seen action in all nine games this season, primarily as a kick and punt returner
- Saw action at WR and on special teams and recorded two catches for a career-high 37 yards (18.5 avg.), and returned four kickoffs for 104 yards (26.0 avg.) along with five punt returns for 9 yards (1.8 avg.) vs. Tennessee (9/15) in Week 2
- Saw action at WR and on special teams and recorded two receptions for 12 yards (6.0 avg.), and returned three kickoffs for 79 yards (26.3 avg.) vs. St. Louis (10/13) in Week 6
- Set franchise records for longest punt return (87 yards for a touchdown) and most punt return yards (seven for 125 - 17.9 avg.) vs. Oakland (11/17) in Week 11
- Set a career high with his 11th reception of the season vs. Jacksonville (11/24) in Week 12

2012 (Houston 16/1, 2/0):

- Made his professional debut at wide receiver in the season opener vs. Miami (9/9)
- Caught two passes for 20 yards and had one carry for 21 yards ast Denver (9/23)
- Had 19 yards receiving on two receptions, including a long of 17 yards vs. Tennessee (9/30)
- Rushed once for 14 yards at the New York Jets (10/8)
- Returned three kickoffs an average of 21.7 yards and had two punt returns including a long of 19 yards vs. Green Bay (10/14)
- Returned three kickoffs for 62 yards and notched two punt returns including a long of 26 yards vs. Buffalo (11/4)
- Made his first career start and caught his first career touchdown pass on a 9-yard score in the first quarter to go along with an NFL season-high 238 total return yards (76 punt returns, 162 kickoff returns) vs. Jacksonville (11/18)
- Averaged 24.2 yards on five kickoff returns at Detroit (11/22)
- Returned a first quarter punt 42 yards at Tennessee (12/2), his second return of more than 40 yards during the season
- Averaged 21.0 yards on four kickoff returns and 8.0 yards on two punt returns vs. Minnesota (12/23)
- Had three kickoff returns for an average of 31.0 yards and a punt return for 23 yards at Indianapolis (12/30)
- Made his playoff debut and rushed once for a 16-yard pickup and returned two punts a total of 14 yards in the AFC Wild Card Playoff vs. Cincinnati (1/5/13)
- Had three punt returns for a total of 17 yards, including a long of 12 yards in AFC Divisional Playoff at New England (1/13/13)

COLLEGE:

- Four-year letter winner finished his career ranked second in Michigan State history in punt return yards (659), fourth in punt returns (65), eighth in kick return yards (1,100) and kick returns (47), 10th in all-purpose yards (4,013), 11th in receptions (127), 16th in receiving yards (1,714) and tied for 17th in touchdown receptions (10)
- Appeared in 48 games, including 16 starts
- Averaged 8.4 yards per carry in his career (64 carries for 540 rushing yards)
- Scored 17 total touchdowns in his career (10 receptions; three rush; two punt returns; one pass; one kick return)
- Accounted for touchdowns in five different ways in his career (rushing, receiving, passing, punt return and kick return)
- One of three Spartans in school history to return two punts for touchdowns
- Completed 8-of-9 passes in his career for 158 yards and two touchdowns
- Led the team with 59 plays of 20-plus yards and 17 plays of 40-plus yards for his career
- Yahoo! Sports All-Big Ten second team as a punt returner for his senior season
- Second on the team with career highs of 66 receptions and 777 receiving and had four receiving touchdowns
- 2010 first-team All-Big Ten as a punt returner by Rivals.com, CollegeFootballNews.com and Phil Steele
- Led the Big Ten and ranked 11th in the NCAA, averaging 14.2 yards on 16 punt returns his junior year
- Named to ESPN.com's Big Ten All-Bowl Team in 2009
- Accounted for a team-best 1,451 all-purpose yards, averaging 18.1 yards every time he touched the football (80 total touches)
- Accounted for 234 all-purpose yards, catching 11 passes for 132 yards (12.0 avg.), nine rushes for 51 yards (5.7 avg.) and completed 2-of-3 passes for 59 yards as a freshman

PERSONAL:

- Two-year starter at John Glenn High School in Westland, Mich. where he earned all-conference honors as a quarterback after accounting for 1,551 total yards and 17 touchdowns in 2007
- All-state (Division 1) selection as a defensive back in 2007 and Detroit News All-Metro West Team as a senior
- Also participated in basketball and track

Martin's 2013 Season Statistics

Date	Opp	GP	GS	Rush	Yds	Avg	Lg	TD	Rec	Yds	Avg	Lg	TD
9/9	at SD	1	0	0	0	--	--	0	0	0	--	--	0
9/15	vs. TEN	1	0	0	0	--	--	0	2	37	18.5	32	0
9/22	at BAL	1	0	0	0	--	--	0	2	35	17.5	18	0
9/29	vs. SEA	1	0	0	0	--	--	0	1	6	6.0	6	0
10/6	at SF	1	0	0	0	--	--	0	1	14	14.0	14	0
10/13	vs. STL	1	0	0	0	--	--	0	2	12	6.0	7	0
10/20	at KC	1	0	0	0	--	--	0	0	0	--	--	0
11/3	vs. IND	1	0	0	0	--	--	0	0	0	--	--	0
11/10	at ARI	1	0	0	0	--	--	0	0	0	--	--	0
11/17	vs. OAK	1	0	0	0	--	--	0	2	32	16.0	23	0
11/24	vs. JAC	1	0	0	0	--	--	0	1	12	12.0	12	0
12/1	vs. NE	0	0	0	0	--	--	0	0	0	--	--	0
12/5	at JAC	0	0	0	0	--	--	0	0	0	--	--	0
12/15	at IND	0	0	0	0	--	--	0	0	0	--	--	0
12/22	vs. DEN	0	0	0	0	--	--	0	0	0	--	--	0
12/29	at TEN	0	0	0	0	--	--	0	0	0	--	--	0
2013 Totals		11	0	0	0	--	--	0	11	148	13.5	32	0

Martin's 2013 Return Statistics

Date	Opp	KR	Yds	Avg	Lg	TD	PR	FC	Yds	Avg	Lg	TD
9/9	at SD	4	116	29.0	46	0	3	1	21	7.0	9	0
9/15	vs. TEN	4	104	26.0	34	0	5	1	9	1.8	4	0
9/22	at BAL	2	55	27.5	29	0	2	1	18	9.0	11	0
9/29	vs. SEA	2	52	26.0	28	0	1	3	1	1.0	1	0
10/6	at SF	5	120	24.0	49	0	2	1	11	5.5	8	0
10/13	vs. STL	3	79	26.3	39	0	0	0	0	0.0	--	0
10/20	at KC	1	22	22.0	22	0	1	1	6	6.0	6	0
11/3	vs. IND	3	83	27.7	32	0	2	1	15	7.5	9	0
11/10	at ARI	0	0	0.0	0	0	2	1	12	6.0	12	0
11/17	vs. OAK	2	62	31.0	36	0	7	3	125	17.9	87	1
11/24	vs. JAC	3	60	20.0	24	0	3	1	19	6.3	12	0
12/1	vs. NE	0	0	0.0	0	0	0	0	0	0.0	--	0
12/5	at JAC	0	0	0.0	0	0	0	0	0	0.0	--	0
12/15	at IND	0	0	0.0	0	0	0	0	0	0.0	--	0
12/22	vs. DEN	0	0	0.0	0	0	0	0	0	0.0	--	0
12/29	at TEN	0	0	0.0	0	0	0	0	0	0.0	--	0
2013 Totals		29	753	26.0	49	0	28	14	237	8.5	87	1

Martin's Career Statistics

Year	Team	GP	GS	Rush	Yds	Avg	Lg	TD	Rec	Yds	Avg	Lg	TD
2012	Hou	16	1	4	53	13.3	21	0	10	85	8.5	18	1
2013	Hou	10	0	0	0	--	--	0	10	136	13.6	32	0
Career		26	1	4	53	13.3	21	0	20	221	11.1	32	1

Martin's Career Return Statistics

Year	Team	KR	Yds	Avg	Lg	TD	PR	FC	Yds	Avg	Lg	TD
2012	Hou	31	741	23.9	54	0	22	10	267	12.1	71	0
2013	Hou	26	693	26.7	49	0	25	13	218	8.7	87	1
Career		57	1,434	25.2	54	0	47	23	485	10.3	87	1

Martin's Career Receiving Highs

Receiving Yards	37	vs. Tennessee, 9/15/13
Receptions	2	eight times, last: vs. Oakland, 11/17/13
Touchdowns	1	vs. Jacksonville, 11/18/12

Martin's Career Returning Season Highs

Kickoff Return Yards	162	vs. Jacksonville (5 returns), 11/18/12
Kickoff Return Long	54	vs. Jacksonville, 11/18/12
Punt Return Yards	125	vs. Oakland (7 returns), 11/17/13
Punt Return Long	87	vs. Oakland, 11/17/13

Martin's Career Playoffs Return Statistics

Date	Opp.	KR	Yds	Avg	Lg	TD	PR	FC	Yds	Avg	Lg	TD
1/5/13	vs. CIN (WC)	0	0	0.0	0	0	2	3	14	7.0	11	0
1/13/13	at NE (Div)	0	0	0.0	0	0	3	0	17	5.7	12	0
Career		0	-	0.0	0	0	5	3	31	6.2	12	0



JOE MAYS INSIDE LINEBACKER

Height: 5-11 | Weight: 244 | College: North Dakota State |

Hometown: Chicago, Ill. | 6th NFL Season |

1st with Texans | Age as of Kickoff Weekend 2013: 28 |

Acquired: FA, 2013 | 2013 GP/GS: 10/10 | Career GP/GS (Playoffs): 57/32

(3/2) | Teams: Philadelphia, 2008-09; Denver, 2010-12; Houston, 2013 |

53

TRANSACTIONS: Selected by Philadelphia Eagles in the sixth round (200th overall) of the 2008 NFL Draft...Signed by Eagles on June 17, 2008; Traded to Denver Broncos on July 31, 2010; Placed on injured reserve (knee) by Broncos Dec. 5, 2010; Placed on injured reserve (ankle) by Broncos Oct. 30, 2012.

Career:

- A six-year linebacker who played 57 career regular season games (32 starts) and three playoff contests (2 starts) with Denver (2010-12) and Philadelphia (2008-09), totaling 188 tackles (130 solo) on defense and 30 stops on special teams during his first five NFL seasons

2013 (Houston 10/10):

- Has started 10 games at ILB this season
- Made his Texans debut by starting at ILB and recorded five tackles (three solo) at San Diego (9/9) in Week 1
- Tied a career-high with nine tackles (five solo) at Kansas City (10/20) in Week 9
- Recorded seven tackles (two solo) and his first sack of the season and the first full sack of his career vs. Indianapolis (11/3) in Week 9
- Inactive due to a knee/abdomen injury vs. Oakland (11/17) in Week 11
- Returned to action and started at ILB vs. Jacksonville (11/24) in Week 12 and notched eight tackles (three solo)

2012 (Denver 6/4):

- Played six games (four starts) before being placed on injured reserve with an ankle injury (10/30)
- Registered his first career sack, splitting a takedown of Ben Roethlisberger vs. Pittsburgh (9/9) and totaled 19 tackles for the season

2011 (Denver 16/12, 2/2):

- Played all 16 regular-season games (12 starts) and finished third on the club with a career-high 74 tackles
- Tied for the team lead with 15 tackles (nine solo) in two postseason starts
- Tied his personal best with nine tackles (eight solo) vs. San Diego (10/9)
- Matched his career high with nine tackles in the AFC Divisional Playoff Game at New England (1/14/12)

2010 (Denver 12/5):

- Played a career-high 12 games (five starts) at inside linebacker and totaled 31 tackles (26 solo) and one pass defended for Denver after being acquired from Philadelphia in a trade at the beginning of training camp
- Tied for third on the club with nine solo special-teams stops
- Averaged six tackles per game in his five starts, including a career-best nine tackles (six solo) at San Diego (11/22)
- Placed on injured reserve (knee) on 12/5

2009 (Philadelphia 11/1, 1/0):

- Played 11 games (1 start) for Philadelphia and posted seven tackles (4 solo) on defense while ranking third on the Eagles with 19 special-teams stops
- Set a career high with five special-teams tackles at San Diego (11/15)
- Totalled four tackles (three solo) and four special-teams stops at Atlanta (12/6)
- Forced a fumble on kickoff coverage at N.Y. Giants (12/13)
- Made two special-teams tackles in NFC Wild Card Game at Dallas (1/9/10)

2008 (Philadelphia 2/0, 0/0):

- Selected by Philadelphia in the sixth round (200th overall) of the 2008 NFL Draft
- Appeared in two games as the backup 'Mike' linebacker
- Inactive for 14 regular-season games and three postseason contests

COLLEGE:

- Played 43 games (31 starts) for North Dakota State University, where he tallied 285 tackles, including a school-record 159 solo stops, with 29.5 tackles for a loss, 11 sacks and three interceptions
- Earned first-team Division I-AA honors and was named the Great West Conference Defensive Player of the Year as a senior in 2007 after leading the Bison with a career-high 90 tackles, including nine tackles for a loss and 2.5 sacks

PERSONAL:

- Attended Hyde Park Career Academy in Chicago, where he earned first-team All-City honors
- as a senior after tallying 115 tackles, including 16 sacks, and two interceptions
- Did not play football until his junior season of high school and went on to earn first-team all-conference honors during his final two prep seasons
- Married to LaToya and has one son, Jai, and one daughter, Joi
- Joseph Lamont Mays was born in Chicago, Ill.

Mays' 2013 Season Statistics

Date	Opp	GP	GS	TotSolo	Asst	Sk	Yds	Int	Yds	Lg	TD	PD	FF	FR	Yds	TD
9/9	at SD	1	1	5	3	2	0.0	0.0	0	0	—	0	0	0	0	0
9/15	vs. TEN	1	1	3	1	2	0.0	0.0	0	0	—	0	0	0	0	0
9/22	at BAL	1	1	6	2	4	0.0	0.0	0	0	—	0	0	0	0	0
9/29	vs. SEA	1	1	6	4	2	0.0	0.0	0	0	—	0	0	0	0	0
10/6	at SF	1	1	4	2	2	0.0	0.0	0	0	—	0	0	0	0	0
10/13	vs. STL	1	1	6	5	1	0.0	0.0	0	0	—	0	0	0	0	0
10/20	at KC	1	1	9	5	4	0.0	0.0	0	0	—	0	0	0	0	0
11/3	vs. IND	1	1	7	2	5	1.0	7.0	0	0	—	0	0	0	0	0
11/10	at ARI	1	1	6	3	3	0.0	0.0	0	0	—	0	1	0	0	0
11/17	vs. OAK	0	0	0	0	0	0.0	0.0	0	0	—	0	0	0	0	0
11/24	vs. JAC	1	1	8	3	5	0.0	0.0	0	0	—	0	0	0	0	0
12/1	vs. NE	0	0	0	0	0	0.0	0.0	0	0	—	0	0	0	0	0
12/5	at JAC	0	0	0	0	0	0.0	0.0	0	0	—	0	0	0	0	0
12/15	at IND	0	0	0	0	0	0.0	0.0	0	0	—	0	0	0	0	0
12/22	vs. DEN	0	0	0	0	0	0.0	0.0	0	0	—	0	0	0	0	0
12/29	at TEN	0	0	0	0	0	0.0	0.0	0	0	—	0	0	0	0	0
2013 Totals		10	10	60	30	30	1.0	7.0	0	0	0	0	1	0	0	0

Mays' Career Statistics

Year	Team	GP	GS	TotSolo	Asst	Sk	Yds	Int	Yds	Lg	TD	PD	FF	FR	Yds	TD
2008	Phi	2	0	0	0	0	0.0	0.0	0	0	0	0	0	0	0	0
2009	Phi	11	1	4	4	0	0.0	0.0	0	0	0	0	1	0	0	0
2010	Den	12	5	31	26	5	0.0	0.0	0	0	0	1	0	0	0	0
2011	Den	16	12	74	63	11	0.0	0.0	0	0	0	2	0	0	0	0
2012	Den	6	4	19	7	12	0.5	3.5	0	0	0	0	0	0	0	0
2013	Hou	10	10	60	30	30	1	7	0	0	0	1	0	0	0	0
Career		57	32	188	130	58	1.5	10.5	0	0	0	4	1	0	0	0

Mays' Career Single-Game Highs

Tackles 9 4 times, last at Kansas City, 10/20/13
Sacks 1 vs. Indianapolis, 11/3/13

ADDITIONAL STATISTICS: Special teams tackles — 2009 (19), 2010 (9), 2011 (1), 2012 (1), 2013 (1) TOTAL (31). Fumbles — 2009 (1 FF), TOTAL (1 FF).

Mays' Career Playoff Statistics

Date	Opp.	GP	GS	TotSolo	Asst	Sk	Yds	Int	Yds	Lg	TD	PD	FF	FR	Yds	TD
1/9/10	at Dal (WC)	1	0	0	0	0	0.0	0.0	0	0	0	0	0	0	0	0
1/8/12	vs. Pit (WC)	1	1	6	5	1	0.0	0.0	0	0	0	0	0	0	0	0
1/14/12	at NE (Div)	1	1	9	4	5	0.0	0.0	0	0	0	1	0	0	0	0
Career		3	2	15	9	6	0.0	0.0	0	0	0	1	0	0	0	0



BRICE McCAIN CORNERBACK

21

Height: 5-9 | Weight: 187 | College: Utah |
Hometown: Terrell, Texas | 5th NFL Season |
5th with Texans | Age as of Kickoff Weekend 2013: 26 |
Acquired: D6-'09 (188th overall) | 2013 GP/GS: 11/1 |
Career GP/GS (Playoffs): 67/7 (2/0) | Teams: Houston, 2009-13 |

TRANSACTIONS: Selected by Houston Texans in the sixth round (188th pick overall) of the 2009 NFL Draft...Signed by Texans on June 8, 2009...Placed on injured reserve with designation to return on Dec. 4, 2012 with a left foot injury...Re-signed with the Texans on March 20, 2013.

CAREER:

- Has played in 67 career games with seven starts, including action in all 16 games in 2011
- Has four career interceptions, including a 38-yard return for a touchdown at Tennessee in 2011
- Has made 94 tackles in his career, 78 of which were solo stops

2013 (Houston 11/1):

- Has seen action as a reserve CB and on special teams in all nine games this season
- Saw action at CB and on special teams and recorded a season-high three tackles (two solo) and a pass defended at Kansas City (10/20) in Week 7
- Recorded three tackles (one solo) and a pass defended for the second-straight game vs. Indianapolis (11/3) in Week 9
- Made his first start of the season and tallied three solo tackles and a pass defended vs. Jacksonville (11/24) in Week 12

2012 (Houston 12/2, 00):

- Finished the 2012-13 season with 23 tackles (20 solo), one interception, eight passes defended and .5 sacks in 12 games
- Made four tackles (three solo) and added two special teams tackles vs. Miami (9/9)
- Made two solo tackles and broke up a pass at Denver (9/23)
- Teamed with Bradie James to sack Mark Sanchez and intercepted a pass, returning it 86 yards at the New York Jets (10/8)
- Had a season-high two passes defended vs. Baltimore (10/21)
- Made three tackles (two solo) and added a pass defended vs. Buffalo (11/4)
- Collected three tackles (two solo) at Chicago (11/11)
- Registered two tackles and one pass defended vs. Jacksonville (11/18)
- Recorded two tackles at Detroit (11/22)
- Collected one pass defended at Tennessee (12/2)
- Placed on injured reserve in Week 14 with the designation to return (12/4)

2011 (Houston 16/0, 2/0):

- Had a season-high two passes defended and one special teams tackle at Miami (9/18)
- Made three solo tackles vs. Pittsburgh (10/2)
- Made one solo tackle and had one pass defended vs. Oakland (10/9)
- Intercepted a Matt Hasselbeck pass in the fourth quarter and returned it 38 yards for a touchdown at Tennessee (10/23)
- Had three solo tackles vs. Jacksonville (10/30)
- Made a special teams tackle vs. Cleveland (11/6)
- Intercepted a Josh Freeman pass and returned it 10 yards at Tampa Bay (11/13)
- Broke up a Luke McCown pass on fourth down to seal the victory at Jacksonville (11/27)
- Was second on the team with seven tackles (six solo) while also breaking up two passes at Indianapolis (12/22)
- Led the defense with three passes defended to go along with two solo tackles vs. Tennessee (1/1/12)
- Made his postseason debut and finished with two passes defended in AFC Wild Card playoff vs. Cincinnati (1/7/12)

2010 (Houston 12/2):

- Saw action in 12 games with two starts where he made 11 tackles (seven solo) and had two passes defended
- Made his first career start at cornerback, making seven tackles (five solo) vs. Indianapolis (9/12)
- Had two tackles (one solo) and a pass defended at Oakland (10/3)
- Made five tackles (four solo) at Indianapolis (11/1)

2009 (Houston 16/0):

- Made professional debut vs. the New York Jets (9/13) and registered two tackles (two solo) while also participating on special teams
- Made his first career interception vs. Indianapolis (11/29)
- Had five tackles (five solo) at Jacksonville (12/6)
- Had a pass defended that clinched the victory vs. New England (1/3/10) and a special teams tackle

COLLEGE:

- Three-year starter played in 49 games, starting 39, at Utah
- Won all-Mountain West recognition as a defensive back (2007-08) and kick returner (2006)
- Made 103 career tackles while his 21 career pass breakups were tied for sixth all-time at Utah
- Had 37 kick returns for 846 yards (22.9 avg.)

- Economics major

PERSONAL:

- All-state, all-area and all-district as a running back and defensive back
- County and Terrell High (Texas) MVP
- Played cornerback, wide receiver and running back and returned punts and kickoffs
- Also lettered in basketball and track, where he ran the 100 meters in 10.3 seconds and was on the 400-meter relay team that placed second in the state

McCain's 2013 Season Statistics

Date	Opp	GP	GS	TotSolo	Asst	Sk	Yds	Int	Yds	Lg	TD	PD	FF	FR	Yds	TD
9/9	at SD	1	0	0	0	0	0.0	0.0	0	0	--	0	0	0	0	0
9/15	vs. TEN	1	0	1	0	1	0.0	0.0	0	0	--	0	0	0	0	0
9/22	at BAL	1	0	0	0	0	0.0	0.0	0	0	--	0	0	0	0	0
9/29	vs. SEA	1	0	1	0	1	0.0	0.0	0	0	--	0	0	0	0	0
10/6	at SF	1	0	0	0	0	0.0	0.0	0	0	--	0	0	0	0	0
10/13	vs. STL	1	0	0	0	0	0.0	0.0	0	0	--	0	0	0	0	0
10/20	at KC	1	0	3	2	1	0.0	0.0	0	0	--	0	1	0	0	0
11/3	vs. IND	0	0	0	0	0	0.0	0.0	0	0	--	0	0	0	0	0
11/10	at ARI	1	0	1	1	0	0.0	0.0	0	0	--	0	0	0	0	0
11/17	vs. OAK	1	0	1	0	1	0.0	0.0	0	0	--	0	0	0	0	0
11/24	vs. JAC	1	1	3	3	0	0.0	0.0	0	0	--	0	1	0	0	0
12/1	vs. NE	0	0	0	0	0	0.0	0.0	0	0	--	0	0	0	0	0
12/5	at JAC	0	0	0	0	0	0.0	0.0	0	0	--	0	0	0	0	0
12/15	at IND	0	0	0	0	0	0.0	0.0	0	0	--	0	0	0	0	0
12/22	vs. DEN	0	0	0	0	0	0.0	0.0	0	0	--	0	0	0	0	0
12/29	at TEN	0	0	0	0	0	0.0	0.0	0	0	--	0	0	0	0	0
2013 Totals		11	1	13	7	6	0.0	0.0	0	0	0	3	0	0	0	0

McCain's Career Statistics

Year	Team	GP	GS	TotSolo	Asst	Sk	Yds	Int	Yds	Lg	TD	PD	FF	FR	Yds	TD
2009	Hou	16	1	11	10	1	0.0	0.0	1	0	0	2	0	0	0	0
2010	Hou	12	3	22	17	5	0.0	0.0	0	0	0	2	0	0	0	0
2011	Hou	16	0	25	24	1	0.0	0.0	2	48	38	1	13	0	0	0
2012	Hou	12	2	23	20	2	0.5	4.0	1	86	86	0	8	0	0	0
2013	Hou	11	1	13	7	6	0.0	0.0	0	0	0	3	0	0	0	0
Career		67	7	94	78	15	0.5	4.0	4	134	86	1	28	0	0	0

McCain's Career Highs

Tackles	7	twice, most recent: at Indianapolis, 12/22/11
Interceptions	1	four times, most recent: at New York Jets (M. Sanchez), 10/8/12
Long Interception	86	at New York Jets, 10/8/12
Passes Defended	3	vs. Tennessee, 1/1/12
Touchdowns	1	at Tennessee (interception return), 10/23/11

Additional Statistics

Special Teams Tackles: 14 total; 2009 - 4, 2011 - 3, 2012 - 5, 2013 - 3

McCain's Career Playoff Statistics

Date	Opp.	GP	GS	TotSolo	Asst	Sk	Yds	Int	Yds	Lg	TD	PD	FF	FR	Yds	TD
1/7/12	vs. Cin (WC)	1	1	0	0	0	0.0	0.0	0	0	0	2	0	0	0	0
1/15/12	at Bal (Div)	1	0	0	0	0	0.0	0.0	0	0	0	0	0	0	0	0
Career		2	1	0	0	0	0.0	0.0	0	0	0	2	0	0	0	0



TERRELL McCLAIN

NOSE TACKLE

Height: 6-2 | Weight: 293 | College: South Florida |

Hometown: Pensacola, Fla. | 3rd NFL Season |

2nd with Texans | Age as of Kickoff Weekend 2013: 25 |

Acquired: FA-'12 | 2013 GP/GS: 11/0 |

Career GP/GS (Playoffs): 27/12 (0/0) | Teams: Carolina, 2011; New England 2012; Houston, 2012-13 |

97

TRANSACTIONS: Selected by the Carolina Panthers in the third round (65th overall) of the 2011 NFL Draft...Signed by Panthers on Aug. 1, 2011...Placed on injured reserve on Dec. 6, 2011...Released by Panthers on Sept. 2, 2012...Signed by New England Patriots on Sept. 26, 2012...Released by Patriots on Oct. 3, 2012...Signed by Houston Texans on Oct. 29, 2012.

2013 (Houston 11/0):

- Has seen action at NT in all 11 games this season
- Recorded a fumble recovery vs. Seattle (9/29) in Week 4
- Tallied a season-high three tackles (two solo) at Kansas City (10/20) in Week 8
- Tied his season high with three tackles vs. Oakland (11/17) in Week 11

2012 (New England 1/0, Houston 3/0):

- Signed by New England Patriots (9/26) and made his season debut at Buffalo (9/30) before being released (10/3)
- Signed by Houston Texans (10/29) and dressed but did not play at Chicago (11/11)
- Made his Texans debut vs. Jacksonville (11/18)
- Inactive for five games during the regular season and both postseason games

2011 (Carolina 12/12):

- Started 12 games at defensive tackle recording 20 tackles (14 solo), one sack and a fumble recovery before suffering a season-ending knee injury
- Recovered a John Beck fumble vs. Washington (10/23)
- Brought down Christian Ponder vs. Minnesota (10/30) for his first career sack
- Had three solo tackles vs. Tennessee (11/13)
- Had two solo tackles before leaving the game with a left knee injury at Tampa Bay (12/4)
- Placed on injured reserve (12/6)

COLLEGE:

- Played in 50 games with 33 starts at South Florida gathering 89 tackles, 17 tackles for loss, 7.5 sacks, 10 quarterback pressures, two forced fumbles, one fumble recovery and one pass defended
- First-team All-Big East choice as a senior in 2010, helping the Bulls rank 17th nationally in total defense, allowing 317.9 yards per game
- Started 13 games his senior season, posting 24 tackles, 4.5 tackles for loss, three sacks and team-high five quarterback pressures
- Played in 13 games with 11 starts as a junior in 2009 on a defensive unit that ranked second in the conference and 19th in the nation in scoring defense
- Played in 12 games with nine starts as a sophomore in 2008, notching 3.5 tackles for loss and three sacks
- Saw action in 12 games as a freshman in 2007

PERSONAL:

- Attended Pensacola (Fla.) High School where he recorded 65 tackles and eight sacks as a senior
- Class 3A first team all-state in 2006

McClain's 2013 Season Statistics

Date	Opp	GP	GS	Tot	Solo	Asst	Sk	Yds	Int	Yds	Lg	TD	PD	FF	FR	Yds	TD
9/9	at SD	1	0	0	0	0	0.0	0.0	0	0	--	0	0	0	0	0	0
9/15	vs. TEN	1	0	1	0	1	0.0	0.0	0	0	--	0	0	0	0	0	0
9/22	at BAL	1	0	1	0	1	0.0	0.0	0	0	--	0	0	0	0	0	0
9/29	vs. SEA	1	0	0	0	0	0.0	0.0	0	0	--	0	0	0	1	0	0
10/6	at SF	1	0	1	0	1	0.0	0.0	0	0	--	0	0	0	0	0	0
10/13	vs. STL	1	0	2	1	1	0.0	0.0	0	0	--	0	0	0	0	0	0
10/20	at KC	1	0	3	2	1	0.0	0.0	0	0	--	0	0	0	0	0	0
11/3	vs. IND	0	0	0	0	0	0.0	0.0	0	0	--	0	0	0	0	0	0
11/10	at ARI	1	0	1	0	1	0.0	0.0	0	0	--	0	0	0	0	0	0
11/17	vs. OAK	1	0	3	0	3	0.0	0.0	0	0	--	0	0	0	0	0	0
11/24	vs. JAC	1	0	2	1	1	0.0	0.0	0	0	--	0	0	0	0	0	0
12/1	vs. NE	0	0	0	0	0	0.0	0.0	0	0	--	0	0	0	0	0	0
12/5	at JAC	0	0	0	0	0	0.0	0.0	0	0	--	0	0	0	0	0	0
12/15	at IND	0	0	0	0	0	0.0	0.0	0	0	--	0	0	0	0	0	0
12/22	vs. DEN	0	0	0	0	0	0.0	0.0	0	0	--	0	0	0	0	0	0
12/29	at TEN	0	0	0	0	0	0.0	0.0	0	0	--	0	0	0	0	0	0
2013 Totals		11	0	14	4	10	0.0	0.0	0	0	0	0	0	0	1	0	0

McClain's Career Statistics

Year	Team	GP	GS	Tot	Solo	Asst	Sk	Yds	Int	Yds	Lg	TD	PD	FF	FR	Yds	TD
2011	Car	12	12	20	14	6	1.0	0.0	0	0	0	0	0	0	1	0	0
2012	NE/Hou	4	0	1	0	1	0.0	0.0	0	0	0	0	0	0	0	0	0
2013	Hou	11	0	14	4	10	0.0	0.0	0	0	0	0	0	0	1	0	0
Career		27	12	35	18	17	1.0	0.0	0	0	0	0	0	0	2	0	0

McClain's Career Highs

Tackles	4	vs. Minnesota, 10/30/11
Sacks	1	vs. Minnesota (C. Ponder), 10/30/11
Fumble Recoveries	1	twice, last: vs. Seattle, 9/29/13



WHITNEY MERCILUS OUTSIDE LINEBACKER

59

Height: 6-4 | Weight: 258 | College: Illinois |
Hometown: Akron, Ohio | 2nd NFL Season |
2nd with Texans | Age as of Kickoff Weekend 2013: 23 |
Acquired: D1, 2012 (26th overall) | 2013 GP/GS: 11/11 |
Career GP/GS (Playoffs): 27/15 (2/0) | Teams: Houston, 2012-13 |

TRANSACTIONS: Selected by Houston Texans in the first round (26th overall) of the 2012 NFL Draft... Signed by Texans on June 14, 2012.

2013 (Houston 11/11):

- Started at OLB in all 11 games this season
- Recorded seven tackles (five solo) and a sack for a loss of six yards at San Diego (9/9) in Week 1
- Recorded career highs in tackles (eight, four solo) and sacks (2.5) vs. Seattle (9/29) in Week 4
- Recorded six tackles (three solo) and a sack at San Francisco (10/6) in Week 5
- Added another sack to go along with four solo tackles vs. Jacksonville (11/24) in Week 12

2012 (Houston 16/4, 2/0):

- Tied the Texans rookie record for sacks in a season with 6.0
- Made his Texans and NFL debut on outside linebacker in the season opener vs. Miami (9/9)
- Had a special teams tackle at Jacksonville (9/16) and at the New York Jets (10/8)
- Made two special teams tackles at Denver (9/23)
- Had one tackle vs. Green Bay (10/14)
- Registered his first career sack and forced a fumble when he dropped Joe Flacco for a 2-yard loss in the first quarter vs. Baltimore (10/21)
- Recorded two sacks and collected his second career forced fumble vs. Buffalo (11/4)
- Made two tackles (one solo) at Chicago (11/11)
- Collected a season-high four tackles at Detroit (11/22)
- Sacked Jake Locker twice for a total loss of six yards and recovered a fumble at Tennessee (12/2)
- Sacked Tom Brady for a 7-yard loss in the third quarter at New England (12/10) to give him 6.0 sacks on the season, tying the franchise rookie sack record set by OLB Brooks Reed in 2011.
- Recorded four tackles (one solo) vs. Indianapolis (12/16)
- Made one tackle at Indianapolis (12/30)
- Made his postseason debut in the AFC Wild Card Playoff vs. Cincinnati (1/5/13)
- Made one tackle and one special teams tackle in AFC Divisional Playoff at New England (1/13/13)

COLLEGE:

- Started 15 of 37 games at Illinois, recording 81 tackles (42 solo) with 18.0 sacks (119 yards), 28 tackles for loss (150 yards), 11 forced fumbles and two fumble recoveries
- Tied for eighth in NCAA FBS history with 11 forced fumbles, which also ranks fifth all-time in the Big Ten Conference and is second on the Illini all-time list (13 by Simeon Rice from 1992-95)
- Set a school and Big Ten single-season record with nine forced fumbles in 2011
- Third on the Illinois single-season tackle for loss chart with 22.5 in 2011
- Earned 2011 All-America and All-Big Ten Conference first-team honors from The NFL Draft Report as the scouting service named him the league's Player of the Year and National Defensive Lineman of the Year
- Mid-season All-America from Phil Steele's College Football and was selected National Defensive Lineman of the Week for his performance vs. Indiana (3.0 sacks) his senior season
- Led the nation in sacks per game (1.23) and fumbles forced per game (0.833) as a senior
- Recorded a career-high 57 tackles (28 solo) with 16.0 sacks (105 yards) to tie the school season-record that was first set by Simeon Rice in 1994
- Played in all 13 games, starting two games at weak-side defensive end his junior season
- Recorded 16 tackles (eight solo) with a 7-yard sack and three tackles for loss in 2010
- Recorded eight tackles (four solo), two assisted sacks and 3.5 tackles for loss in 2009
- Redshirted as a freshman

PERSONAL:

- Attended Garfield High School, played defensive end and tight end and earned Northeast Ohio Inland All-Star team, Cleveland Plain-Dealer Defensive All-Star team and All-District honors after leading the Rams to a 7-3 record in 2007
- A Prep Star All-Region and All-Akron City League choice, he recorded 36 solo tackles with a pair of sacks, six stops behind the line of scrimmage and four fumble recoveries, advancing one 36 yards for a score that year

Mercilus' 2013 Season Statistics

Date	Opp	GP	GS	TotSolo	Asst	Sk	Yds	Int	Yds	Lg	TD	PD	FF	FR	Yds	TD
9/9	at SD	1	1	7	5	2	1.0	6	0	0	—	0	0	0	0	0
9/15	vs. TEN	1	1	6	3	3	0.0	0	0	0	—	0	0	0	0	0
9/22	at BAL	1	1	5	2	3	0.0	0	0	0	—	0	0	0	0	0
9/29	vs. SEA	1	1	8	4	4	2.5	12	0	0	—	0	0	0	0	0
10/6	at SF	1	1	6	3	3	1.0	6	0	0	—	0	0	0	0	0
10/13	vs. STL	1	1	5	5	0	0.0	0	0	0	—	0	0	0	0	0
10/20	at KC	1	1	2	1	1	0.0	0	0	0	—	0	0	0	0	0
11/3	vs. IND	1	1	4	2	0	0.0	0	0	0	—	0	0	0	0	0
11/10	at ARI	1	1	2	1	1	0.0	0	0	0	—	0	0	0	0	0
11/17	vs. OAK	1	1	6	1	5	0.0	0	0	0	—	0	0	0	0	0
11/24	vs. JAC	1	1	4	4	0	1.0	6	0	0	—	0	0	0	0	0
12/1	vs. NE	0	0	0	0	0	0.0	0	0	0	—	0	0	0	0	0
12/5	at JAC	0	0	0	0	0	0.0	0	0	0	—	0	0	0	0	0
12/15	at IND	0	0	0	0	0	0.0	0	0	0	—	0	0	0	0	0
12/22	vs. DEN	0	0	0	0	0	0.0	0	0	0	—	0	0	0	0	0
12/29	at TEN	0	0	0	0	0	0.0	0	0	0	—	0	0	0	0	0
2013 Totals		11	11	55	30	25	5.5	30	0	0	0	0	0	0	0	0

Mercilus' Career Statistics

Year	Team	GP	GS	TotSolo	Asst	Sk	Yds	Int	Yds	Lg	TD	PD	FF	FR	Yds	TD
2012	Hou	16	4	24	14	10	6.0	17.0	0	0	0	1	2	1	0	0
2013	Hou	11	11	55	30	25	5.5	30.0	0	0	0	0	0	0	0	0
Career		27	15	79	44	35	11.5	47.0	0	0	0	1	2	1	0	0

Mercilus' Career Highs Season Highs

Tackles	8	vs. Seattle, 9/29/13
Sacks	2.5	vs. Seattle (R. Wilson), 9/29/13
Forced Fumbles	1	twice, most recent: vs. Buffalo, 11/4/12
Fumble Recoveries	1	at Tennessee, 12/2/12



EARL MITCHELL NOSE TACKLE

92

Height: 6-3 | Weight: 300 | College: Arizona |
Hometown: Galena Park, Texas | 4th NFL Season |
4th with Texans | Age as of Kickoff Weekend 2013: 25 |
Acquired: D3-'10 (81st overall) | 2013 GP/GS: 11/11 |
Career GP/GS (Playoffs): 57/13 (4/0) | Teams: Houston, 2010-13 |

TRANSACTIONS: Selected by the Houston Texans in the third round (81st overall) of the 2010 NFL Draft... Signed by Texans on June 10, 2010.

CAREER:

- Has played in 57-of-58 games since being drafted in 2010 and has made 167 tackles, including 74 solo, along with 3.0 career sacks, one forced fumble, and one fumble recovery

2013 (Houston 11/11):

- Started at NT in all 11 games this season
- Recorded nine tackles (two solo) vs. St. Louis (10/13) in Week 6
- Established a new career-high with 11 tackles (seven solo) and a sack at Kansas City (10/20) in Week 7
- Notch 0.5 sacks to go along with nine tackles (five solo) vs. Jacksonville (11/24) in Week 12

2012 (Houston 16/3, 2/0):

- Played in every game for the second consecutive season
- Assisted on two tackles in the season opener vs. Miami (9/9)
- Made two solo tackles at Jacksonville (9/16)
- Made three tackles (two solo) and knocked down two passes at the line at Denver (9/23)
- Had three tackles (two solo) vs. Tennessee (9/30)
- Made three tackles (one solo) at the New York Jets (10/8)
- Recorded a career-high seven tackles (four solo) vs. Green Bay (10/14)
- Made four tackles (one solo) vs. Baltimore (10/21)
- Assisted on two tackles vs. Buffalo (11/4)
- Made his first career start and recorded four tackles (three solo) at Chicago (11/11)
- Collected one tackle vs. Jacksonville (11/18)
- Recorded five tackles (one solo) at Detroit (11/22)
- Had a pass defended and assisted on a tackle at Tennessee (12/2)
- Registered six tackles (three solo) and his first career forced fumble at New England (12/10)
- Made four tackles (one solo) vs. Indianapolis (12/16)
- Tallied three tackles (two solo) at Indianapolis (12/30)
- Made four tackles in AFC Divisional Playoff at New England (1/13/13)

2011 (Houston 16/0, 2/0):

- Recorded a career-high 27 tackles and one sack
- Recovered a fumble on special teams vs. Pittsburgh (10/2)
- Made two tackles (one solo) vs. Oakland (10/9)
- Made three solo tackles vs. Cleveland (11/6)
- Recorded his first sack of the season as part of a five-tackle (three solo) day vs. Carolina (12/18)
- Assisted on four tackles at Indianapolis (12/22)
- Had a career-high six tackles, including five solo stops, and one pass defended in the season finale vs. Tennessee (1/1/12)
- Made his postseason debut and finished with four tackles (three solo), a sack for a loss of 9 yards and a pass defended in AFC Wild Card Playoff vs. Cincinnati (1/7/12)
- Contributed on one assisted tackle in the AFC Divisional Payoff at Baltimore (1/15/12)

2010 (Houston 15/0):

- Saw action at defensive tackle in 15 games and made 26 tackles (16 solo) including one sack
- Made his professional debut vs. Indianapolis (9/12)
- Had five tackles (one solo) vs. the New York Giants (10/10)
- Made four tackles (three solo) vs. Baltimore (12/13)
- Recorded his first career sack for an 8-yard loss at Tennessee (12/19)

COLLEGE:

- Played in 49 games with 37 starts for Arizona, starting 12-of-24 games at tight end/H-back, and all 25 games at defensive tackle
- Recorded 88 tackles (50 solos) with eight sacks for minus-42 yards, 18 stops for losses totaling 60 yards and one quarterback pressure
- Caused one fumble, deflected two passes, and blocked one punt, caught 14 passes for 174 yards (12.4 avg) and two touchdowns
- All-Pac 10 Conference second-team selection by the league's coaches and named to the preseason watch list for the Lombardi Award
- The defensive co-captain started 12 games and led Arizona defensive linemen with 48 tackles (34 solos) and earned Pac-10 Defensive Player of the Week honors vs. USC
- Shifted to the defensive side of the ball as a junior, starting all 13 games at left defensive tackle and finished with 40 tackles (16 solos), 1.5 sacks for minus-10 yards, 5.5 stops for losses of 14 yards and a pass deflection
- Played in 12 games in 2007 at fullback and H-Back and caught five passes for 38 yards and a TD
- Started seven games in 2006 at fullback while seeing action in all 12 games as a true freshman and rushed four times for seven yards and caught nine passes for 136 yards

PERSONAL:

- Resides in Houston, Texas and attended North Shore (Galena Park, Texas) High School
- Earned first-team All-District 23-5A honors, as well as SuperPrep All-Midlands and All-Southwest

- As a senior, helped his team to an 11-1 record, with their only loss coming in the area playoffs
- Rated the ninth-best tight end by Texas High School Football
- Listed as a Houston Chronicle Top 5 area receivers recruit, one of Dave Campbell's Texas Football Top 10 tight ends, and a Dallas Morning News State 100 selection
- Earned postseason Texas 100 honors from Rivals.com, as that recruiting service gave him a three-star rating

Mitchell's Season Statistics

Date	Opp	GP	GS	TotSolo	Asst	Sk	Yds	Int	Yds	Lg	TD	PD	FF	FR	Yds	TD
9/9	at SD	1	1	4	1	3	0.0	0	0	0	0	0	0	0	0	0
9/15	vs. TEN	1	1	6	0	6	0.0	0	0	0	0	0	0	0	0	0
9/22	at BAL	1	1	7	1	6	0.0	0	0	0	0	0	0	0	0	0
9/29	vs. SEA	1	1	4	0	4	0.0	0	0	0	0	0	0	0	0	0
10/6	at SF	1	1	5	2	3	0.0	0	0	0	0	0	0	0	0	0
10/13	vs. STL	1	1	9	2	7	0.0	0	0	0	0	0	0	0	0	0
10/20	at KC	1	1	11	7	4	1.0	3	0	0	0	0	0	0	0	0
11/3	vs. IND	1	1	5	3	2	0.0	0	0	0	0	0	0	0	0	0
11/10	at ARI	1	1	5	1	5	0.0	0	0	0	0	0	0	0	0	0
11/17	vs. OAK	1	1	7	2	5	0.0	0	0	0	0	0	0	0	0	0
11/24	vs. JAC	1	1	9	5	4	0.5	3.5	0	0	0	0	0	0	0	0
12/1	vs. NE	0	0	0	0	0	0.0	0	0	0	0	0	0	0	0	0
12/5	at JAC	0	0	0	0	0	0.0	0	0	0	0	0	0	0	0	0
12/15	at IND	0	0	0	0	0	0.0	0	0	0	0	0	0	0	0	0
12/22	vs. DEN	0	0	0	0	0	0.0	0	0	0	0	0	0	0	0	0
12/29	at TEN	0	0	0	0	0	0.0	0	0	0	0	0	0	0	0	0
2013 Totals		11	11	72	24	49	1.5	6.5	0	0	0	0	0	0	0	0

Mitchell's Career Statistics

Year	Team	GP	GS	TotSolo	Asst	Sk	Yds	Int	Yds	Lg	TD	PD	FF	FR	Yds	TD
2010	Hou	15	0	26	18	8	1.0	8.0	0	0	0	0	0	0	0	0
2011	Hou	16	0	27	14	13	1.0	0.0	0	0	0	1	0	1	0	0
2012	Hou	16	3	51	23	28	0.0	0.0	0	0	0	3	1	0	0	0
2013	Hou	11	11	72	24	49	1.5	6.5	0	0	0	0	0	0	0	0
Career		58	14	176	79	98	3.5	14.5	0	0	0	4	1	1	0	0

Mitchell's Career Highs

Tackles	11	at Kansas City, 10/20/13
Sacks	1.0	three times, most recent: at Kansas City, 10/20/13
Forced Fumbles	1	at New England, 12/10/12

Mitchell's Career Playoff Statistics

Date	Opp.	GP	GS	TotSolo	Asst	Sk	Yds	Int	Yds	Lg	TD	PD	FF	FR	Yds	TD
1/7/12	vs. Cin (WC)	1	0	4	3	1	1.0	9.0	0	0	0	1	0	0	0	0
1/15/12	at Bal (Div)	1	0	1	0	1	0.0	0.0	0	0	0	0	0	0	0	0
1/5/13	vs. Cin (WC)	1	0	1	1	0	0.0	0.0	0	0	0	0	0	0	0	0
1/13/13	at NE (Div)	1	0	4	1	3	0.0	0.0	0	0	0	0	0	0	0	0
Career		4	0	10	5	5	1.0	9.0	0	0	0	1	0	0	0	0



MIKE MOHAMED INSIDE LINEBACKER

54

Height: 6-3 | Weight: 243 | College: California |
Hometown: Brawley, Calif. | 2nd NFL Season |
1st with Texans | Age as of Kickoff Weekend 2013: 25 |
Acquired: FA-'12 | 2013 GP/GS: 3/0 |
Career GP/GS (Playoffs) 6/0 (0/0) | Teams: Denver, 2011-12; Jacksonville, 2012;
Tennessee, 2012; Houston, 2013 |

TRANSACTIONS: Drafted by the Denver Broncos with the 24th pick in the sixth round (245th overall) of the 2011 NFL Draft...signed by Broncos on July 28, 2011...released by Broncos on Sept. 22, 2011...signed by Broncos to the practice squad on Sept. 23, 2011...signed from practice squad to active roster by Broncos on Nov. 28, 2011...released by Broncos on August 31, 2012...signed by the Jacksonville Jaguars to the practice squad on Sept. 13, 2012...released from the Jaguars practice squad on Sept. 26, 2012...signed by the Broncos to the practice squad on Sept. 27, 2012...signed from the practice squad to active roster by Broncos on Sept. 29...released by Broncos on Oct. 1, 2012...signed by Broncos to the practice squad on Oct. 2, 2012...released from the Broncos practice squad on Nov. 15, 2012...signed by the Tennessee Titans to the practice squad on Nov. 20, 2012...released from the Titans practice squad on Dec. 26, 2012...signed by the Houston Texans as a Reserve/Future Agent on Jan. 17, 2013...Released by the Texans on Aug. 31, 2013... Re-signed with the Texans to the practice squad on Sept. 18, 2013... Signed by the Texans to the active roster on Oct. 16, 2013.

2013 (Houston 3/0):

- Saw action on special teams in three games this season
- Inactive in Weeks 10-11

2012 (Denver 1/0):

- Saw his only game action of the season against Oakland (9/30)
- Spent time on the practice squad with Denver, Jacksonville and Tennessee

2011 (Denver 2/0):

- Made his NFL debut in the season opener vs. Oakland (9/12)

COLLEGE:

- Played in the 86th Annual East-West Shrine Game at the Florida Citrus Bowl in Orlando, Fla.
- Played in 50 of 51 possible games and made 26 starts from 2007-10 after redshirting the 2006 campaign
- Earned first-team All-Pac-10 honors as a junior in 2009 after garnering an honorable mention all-conference selection in 2008 and before picking up second team all-league recognition as a 2010 senior
- Finished his collegiate career fourth on Cal's all-time list for tackles with 340, while adding 20.0 tackles for loss (-81 yards), 7.0 sacks (-51 yards), seven interceptions (77 return yards) including two that he brought back for touchdowns, nine pass breakups, four forced fumbles, two fumble recoveries and nine quarterback hurries
- Honored on the Pac-10 All-Academic team for four consecutive seasons (2007-10), earning first-team recognition in each of his last three campaigns
- Pac-10 Defensive Player of the Week four times, twice as a junior in 2009 and once during both his 2008 sophomore and 2010 senior seasons
- Member of the National Football Foundation's New Hampshire Honor Society earned by maintaining a GPA of 3.2 or better throughout his entire course of undergraduate study while making a significant contribution to his team

PERSONAL:

- Named the Imperial Valley Defensive Player of the Year as a senior at Brawley High School after accumulating 62 tackles, 14.0 tackles for loss, 5.0 sacks and six blocked punts
- Team MVP and was also a first-team All-Imperial Valley League selection and a second-team medium schools All-State choice by Cal-Hi Sports as a senior
- Member of the San Diego Hall of Champions defensive team and the San Diego Union Tribune All-Academic team
- Full name is Michael Patrick Mohamed
- Parents are Mike and Molly Mohamed
- Cousins Dylan, Marty and Kyle Mohamed played at Cal Poly
- Earned his bachelor's degree from Cal in Business Administration in December of 2010, finishing with a 3.44 cumulative GPA

Mohamed's 2013 Season Statistics

Date	Opp	GP	GS	TotSolo	Asst	Sk	Yds	Int	Yds	Lg	TD	PD	FF	FR	Yds	TD
9/9	at SD															
9/15	vs. TEN															
9/22	at BAL															
9/29	vs. SEA															
10/6	at SF															
10/13	vs. STL															
10/20	at KC	1	0	0	0	0	0.0	0.0	0	0	--	0	0	0	0	0
11/3	vs. IND	1	0	0	0	0	0.0	0.0	0	0	--	0	0	0	0	0
11/10	at ARI	0	0	0	0	0	0.0	0.0	0	0	--	0	0	0	0	0
11/17	vs. OAK	0	0	0	0	0	0.0	0.0	0	0	--	0	0	0	0	0
11/24	vs. JAC	1	0	0	0	0	0.0	0.0	0	0	--	0	0	0	0	0
12/1	vs. NE	0	0	0	0	0	0.0	0.0	0	0	--	0	0	0	0	0
12/5	at JAC	0	0	0	0	0	0.0	0.0	0	0	--	0	0	0	0	0
12/15	at IND	0	0	0	0	0	0.0	0.0	0	0	--	0	0	0	0	0
12/22	vs. DEN	0	0	0	0	0	0.0	0.0	0	0	--	0	0	0	0	0
12/29	at TEN	0	0	0	0	0	0.0	0.0	0	0	--	0	0	0	0	0
2013 Totals		1	0	0	0	0	0.0	0.0	0	0	--	0	0	0	0	0

Mohamed's Career Statistics

Year	Team	GP	GS	TotSolo	Asst	Sk	Yds	Int	Yds	Lg	TD	PD	FF	FR	Yds	TD
2011	Den	2	0	0	0	0	0.0	0.0	0	0	0	0	0	0	0	0
2012	Den	1	0	0	0	0	0.0	0.0	0	0	0	0	0	0	0	0
2013	Hou	3	0	0	0	0	0.0	0.0	0	0	--	0	0	0	0	0
Career		6	0	0	0	0	0.0	0.0	0	0	0	0	0	0	0	0

Additional Statistics

Special Teams Tackles: 2013 - 1



CHRIS MYERS CENTER

55

Height: 6-4 | Weight: 286 | College: Miami (Fla.) |
Hometown: Miami, Fla. | 9th NFL Season |
6th with Texans | Age as of Kickoff Weekend 2013: 31 |
Acquired: T-'08 (Denver) | 2013 GP/GS: 11/11 |
Career GP/GS (Playoffs): 132/107 (6/4) |
Teams: Denver, 2005-07; Houston 2008-13 |

TRANSACTIONS: Selected by Denver Broncos in sixth round (200th pick overall) of 2005 NFL Draft... Signed by Broncos on July 28, 2005...Waived by Broncos on Sept. 3, 2005...Re-signed by Broncos to practice squad on Sept. 4, 2005...Activated on Oct. 4, 2005...Traded by Broncos to Houston Texans for a sixth-round draft pick on March 17, 2008.

HONORS:

- Two-time Pro Bowl Selection (2012, 2013)
- Madden Most Valuable Protectors Award (Week 7, 2011; Week 4, 2012; Week 13, 2012)

CAREER:

- Joined the Texans via trade in 2008 and has started 91 consecutive games at center since
- Has played in 131 games with 106 starts in nine NFL seasons
- Holds the NFL's longest consecutive games played streak for an offensive linemen (132) and consecutive starts for a center (107)
- Has blocked for four 1,000-yard performances and was part of a top-four NFL offense from 2008-10
- Became the first Texans offensive lineman ever to be elected to the Pro Bowl in 2012

2013 (Houston 11/11):

- Has started all 11 games at C this season
- Helped block for an offense that produced 449 yards at San Diego (9/9) in Week 1
- Helped pave the way for 172 yards on the ground vs. Tennessee (9/15) in Week 2
- Helped blocked for an offense that produced 476 yards vs. Seattle (9/29) in Week 4
- Helped block for an offense that produced a season-high 483 yards vs. Indianapolis (11/3) in Week 9

2012 (Houston 16/16, 2/2):

- Elected to his second consecutive Pro Bowl after the Texans offense ranked 7th in the NFL and posted seven 100-yard rushing games for Arian Foster
- Part of an offensive line that cleared the way for Texans running backs to rush for 216 yards and three touchdowns while not allowing Matt Schaub to be sacked at Jacksonville (9/17)
- Helped provide protection for Schaub, enabling him to tie a career-high with four touchdown passes at Denver (9/23)
- Helped Foster rush for 152 yards and a touchdown at the New York Jets (10/8)
- Part of an offense that set a franchise record by scoring 43 points vs. Baltimore (10/21)
- Helped Foster go over 100 yards for the fourth time this season as he gained 111 yards on 24 carries and scored a touchdown vs. Buffalo (11/4)
- Part of an offense that set a franchise record with 653 yards of offense and tied the franchise scoring record with 43 points vs. Jacksonville (11/18) and put up another 501 yards at Detroit (11/22)
- Paved the way for Foster to rush for 140 yards while not allowing Schaub to be sacked in AFC Wild Card Playoff vs. Cincinnati (1/5/13)
- Paved the way for Foster to rush for 90 yards while only allowing Schaub to be sacked one time in AFC Divisional Playoff at New England (1/13/13)

2011 (Houston 16/16, 2/2):

- Elected to his first career Pro Bowl after helping the Texans set a franchise record and rank second in the NFL with 2,448 yards (153.0 per game)
- Paved the way for Ben Tate to rush for 116 yards vs. Indianapolis (9/11) and 103 yards at Miami (9/18)
- Provided pocket protection enabling Matt Schaub to throw for 373 yards and three touchdowns at New Orleans (9/25)
- Helped clear the way for Arian Foster to rush for 155 yards and a touchdown vs. Pittsburgh (10/2)
- Part of an offense that put up 518 total yards, the third-highest in team history, which included two 100-yard rushers and 100-yard receiver at Tennessee (10/23)
- Cleared holes for a franchise-record 261 rushing yards, including two 100-yard rushers for the second time in 2011 vs. Cleveland (11/6)
- Paved the way for Foster to become the first player to rush for more than 100 yards against the Atlanta defense in 2011 when he went for 111 yards on 31 carries (12/4)
- Helped Foster go over 100 yards for the sixth time during the season and over 1,000 yards rushing for the second consecutive season vs. Carolina (12/18)
- Cleared holes for Foster to rush for 153 yards in AFC Wild Card Playoff vs. Cincinnati (1/17/12)
- Paved the way for Foster to rush for 132 yards, the most Baltimore's defense has ever given up in a postseason game, in AFC Divisional Playoff game at Baltimore (1/15/12)

2010 (Houston 16/16):

- Started all 16 games for the fourth consecutive season and helped clear holes for Foster to rush for a team-record 1,616 yards
- Started at center and helped pave the way for Foster's franchise-record 231 yards rushing vs. Indianapolis (9/12)
- Provided pocket protection for QB Matt Schaub, enabling him to throw for a then-franchise-record 497 yards and three touchdowns at Washington (9/19)
- Helped Texans running backs rush for 249 yards while allowing no sacks at Oakland (10/3)
- Protected Schaub during his AFC Player of the Week performance vs. Kansas City (10/17)
- Started at center and cleared holes for Foster to rush for 127 yards vs. San Diego (11/7)
- Opened holes for Foster to rush for 143 yards vs. Tennessee (11/28)

- Starter at center at Denver (12/26), making a return to the city where he spent the first three years of his career
- Paved the way for Foster to rush for 180 yards vs. Jacksonville (1/2/11) and wrap up the 2010 NFL rushing title

2009 (Houston 16/16):

- Started all 16 games for his third straight season
- Helped Schaub pass for his second consecutive 300-yard game vs. Jacksonville (9/27)
- Protected Schaub as he threw for 392 yards and four touchdowns at Cincinnati (10/18)
- Started at center vs. Tennessee (11/23) when Schaub had his second consecutive 300-yard passing game
- Helped the offense gain more than 300 yards for the 11th consecutive game at Jacksonville (12/6)
- Part of the offensive line that blocked for Schaub as he threw for 365 yards and two touchdowns vs. Seattle (12/13) without allowing him to be sacked
- Blocked for Schaub at St. Louis (12/20), where he threw for 367 yards and was not sacked for the second consecutive game and fourth time of 2009

2008 (Houston 16/16):

- Started all 16 games in his first season in Houston
- Helped clear holes for rookie RB Steve Slaton to rush for a team-record 1,282 yards
- One of three Texans offensive linemen to take every snap during the season

2007 (Denver 16/16):

- Moved into the starting lineup for the first time and started all 16 games
- Opened the first five contests at left guard before sliding inside to center for the last 11 games
- Part of a line that paved the way for a ground attack that averaged 4.6 yards per carry, ranking fifth-best in the NFL, and yielded only 32 sacks
- One of only three Denver players (CB Champ Bailey and LB D.J. Williams) to be whistled for only one penalty all year

2006 (Denver 16/0):

- Saw action on special teams in all 16 games in his second pro season

2005 (Denver 9/0, 2/0):

- Saw action in nine games as a rookie, playing on special teams and also contributed in both Denver postseason contests
- Spent the first four weeks of the season on the Broncos practice squad before being signed to the 53-man roster (10/4)
- Inactive for three games before he made his NFL debut on special teams vs. Philadelphia (10/30)

COLLEGE:

- Three-year starter at Miami (Fla.), playing in a total of 45 games with 38 starts
- Started at both guard positions, right tackle and center and finished his career earning all-conference recognition as a junior and senior
- Was a second-team All-Atlantic Coast Conference selection as a senior, starting all 12 games at right tackle for the Peach Bowl champions and concluding his career by starting his final 38 games
- Second-team All-Big East Conference as a junior
- College teammate of current Texans T Rashad Butler, and WR Andre Johnson and at Miami
- Graduated with a bachelor's degree, studying history, political science and sports administration

PERSONAL:

- Earned All-State and All-Dade County honors as a senior at Palmetto High School in Miami despite not playing football until 10th grade for the Panthers
- Played in the prestigious Florida vs. California All-Star game as a senior
- Won the NFL's Punt, Pass and Kick competition as a child
- Grandfather was a longtime NFL referee

Myers' Career Statistics

- Games/Starts: 2005: 16/0, 2006: 16/0, 2007: 16/16, 2008: 16/16, 2009: 16/16, 2010: 16/16, 2011: 16/16, 2012: 16/16, 2013: 11/11 Totals: 132/107.
- Postseason Games/Starts: 2005: 2/0, 2011: 2/2; 2012: 2/2; Totals: 6/4.
- Tackles: 5 total; 2007 – 1, 2008 – 2, 2009 – 1, 2010 – 1.



DEREK NEWTON TACKLE

75

Height: 6-6 | Weight: 313 | College: Arkansas State |
 Hometown: Utica, Miss. | 3rd NFL Season |
 3rd with Texans | Age as of Kickoff Weekend 2013: 25 |
 Acquired: D7, 2011 (214th overall) | 2013 GP/GS: 11/11 |
 Career GP/GS (Playoffs): 39/25 (4/2) | Teams: Houston, 2011-13 |

TRANSACTIONS: Selected by Houston Texans in the seventh round (214th overall) in the 2011 NFL Draft... Signed by the Texans on July 31, 2011.

HONORS:

- Madden Most Valuable Protectors Award (Week 4, 2012; Week 13, 2012)

2013 (Houston 11/11):

- Spent the offseason rehabilitating from patellar tendon surgery
- Has started in all 10 games at RT this season
- Helped block for an offense that produced 449 yards at San Diego (9/9) in Week 1
- Helped pave the way for 172 yards on the ground vs. Tennessee (9/15) in Week 2
- Helped block for an offense that produced 476 yards vs. Seattle (9/29) in Week 4
- Blocked for an offense that produced a season-high 483 yards vs. Indianapolis in Week 9

2012 (Houston 14/14, 2/2):

- Made the first start of his NFL career at right tackle in the season opener vs. Miami (9/9)
- Part of an offensive line that cleared the way for the Texans to rush for 216 yards and three touchdowns while not allowing Matt Schaub to be sacked at Jacksonville (9/17)
- Helped provide protection for Schaub, enabling him to tie a career-high with four touchdown passes at Denver (9/23)
- Helped Arian Foster rush for 152 yards and a touchdown at the New York Jets (10/8)
- Part of an offense that set a franchise record by scoring 43 points vs. Baltimore (10/21)
- Helped Foster go over 100 yards for the fourth time in 2012 as he gained 111 yards on 24 carries and scored a touchdown vs. Buffalo (11/4)
- Part of an offense that set a franchise record with 653 yards of offense and tied the franchise scoring record with 43 points vs. Jacksonville (11/18) and put up another 501 yards at Detroit (11/22)
- Inactive at Tennessee (12/2) and at New England (12/10)
- Paved the way for Foster to rush for 140 yards while not allowing Schaub to be sacked in the AFC Wild Card Playoff vs. Cincinnati (1/5/13)
- Paved the way for Foster to rush for 90 yards in the AFC Divisional Playoff at New England (1/13/13)

2011 (Houston 14/0, 2/0):

- Played in 14 games, primarily on special teams, after being inactive for the first two games of the regular season
- Made his professional debut blocking for a Neil Rackers field goal attempt in the first quarter at New Orleans (9/25)
- Made his postseason debut and saw action on special teams in AFC Wild Card Playoff vs. Cincinnati (1/7/12)

COLLEGE:

- Earned first-team All-Sun Belt accolades after starting all 12 games at right tackle in 2010
- Garnered second-team All-SBC honors in 2009 and received the Gary Withrow Award, given to the Red Wolves' most outstanding offensive lineman
- Was the only lineman on the team to start every game in 2009 and helped lead the Red Wolves to 21 rushing touchdowns
- Paved the way for three different ASU players rushing for over 100 yards in at least one game
- Was part of ASU's line that helped the offense gain its most yards of total offense (484) against an FBS opponent since the 2007 season
- Redshirted in 2008
- First Team All-State selection at Hinds Community College
- Played in the Mississippi Junior College All-Star Game

PERSONAL:

- Helped lead Hinds Agricultural High School to a 10-0 regular-season record as a senior, earning All-Metro and All-District honors
- Named Most Improved Player as a senior

Newton's Career Statistics

- Games/Starts: 2011: 14/0; 2012: 14/14; 2013: 11/11 Totals: 39/25.
- Postseason Games/Starts: 2011: 2/0; 2012: 3/3; Totals: 5/3.



EDDIE PLEASANT STRONG SAFETY

35

Height: 5-10 | Weight: 210 | College: Oregon |
Hometown: Compton, Calif. | 2nd NFL Season |
2nd with Texans | Age as of Kickoff Weekend 2013: 24 |
Acquired: CFA-'12 | 2013 GP/GS: 11/0 |
Career GP/GS (Playoffs): 13/0 (2/0) | Teams: Houston, 2012-13 |

TRANSACTIONS: Signed with Houston Texans on May 14, 2012...Released by Texans on Aug. 31, 2012...
Signed by Texans to practice squad on Sept. 1, 2012...Signed by Texans to active roster on Dec. 21, 2012.

2013 (Houston 11/0):

- Has seen action primarily on special teams and also at S in all 11 games this season
- Leads the team with eight special teams tackles
- Saw action on at S and on special teams and recorded two solo tackles on defense and one on special teams at San Francisco (10/6) in Week 5
- Saw action at S and on special teams and recorded one solo tackle on defense and two special teams tackles vs. Oakland (11/17) in Week 11

2012 (Houston 2/0, 2/0):

- Made his NFL debut with a special teams tackle vs. Minnesota (12/23)
- Made his postseason debut in the AFC Wild Card Playoff vs. Cincinnati (1/5/13)
- Had one assisted tackle on special teams in AFC Divisional Playoff at New England (1/13/13).

COLLEGE:

- Saw action in 51 career games for Oregon, including 37 career starts
- Named to 2011 All-Pac-12 first team and shared team honors of most inspirational player
- Oregon's starting rover/strong safety for all 13 games in 2010 ranked fifth on the team with 65 tackles
- Made a season-high four stops (three solo) and broke up two passes vs. UCLA in 2008

PERSONAL:

- Attended Kennedy High School
- Received all-Orange Country player of the year, all-state and defensive player of the year accolades
- Tallied 57 tackles, 1.5 quarterback sacks, one interception and one blocked field goal as a prep senior

Pleasant's 2013 Season Statistics

Date	Opp	GP	GS	TotSolo	Asst	Sk	Yds	Int	Yds	Lg	TD	PD	FF	FR	Yds	TD
9/9	at SD	1	0	0	0	0	0.0	0	0	--	0	0	0	0	0	0
9/15	vs. TEN	1	0	1	0	1	0.0	0	0	--	0	0	0	0	0	0
9/22	at BAL	1	0	0	0	0	0.0	0	0	--	0	0	0	0	0	0
9/29	vs. SEA	1	0	0	0	0	0.0	0	0	--	0	0	0	0	0	0
10/6	at SF	1	0	2	2	0	0.0	0	0	--	0	0	0	0	0	0
10/13	vs. STL	1	0	0	0	0	0.0	0	0	--	0	0	0	0	0	0
10/20	at KC	1	0	0	0	0	0.0	0	0	--	0	0	0	0	0	0
11/3	vs. IND	1	0	0	0	0	0.0	0	0	--	0	0	0	0	0	0
11/10	at ARI	1	0	0	0	0	0.0	0	0	--	0	0	0	0	0	0
11/17	vs. OAK	1	0	1	1	0	0.0	0	0	--	0	0	0	0	0	0
11/24	vs. JAC	1	0	0	0	0	0.0	0	0	--	0	0	0	0	0	0
12/1	vs. NE	0	0	0	0	0	0.0	0	0	--	0	0	0	0	0	0
12/5	at JAC	0	0	0	0	0	0.0	0	0	--	0	0	0	0	0	0
12/15	at IND	0	0	0	0	0	0.0	0	0	--	0	0	0	0	0	0
12/22	vs. DEN	0	0	0	0	0	0.0	0	0	--	0	0	0	0	0	0
12/29	at TEN	0	0	0	0	0	0.0	0	0	--	0	0	0	0	0	0
2013 Totals		11	0	4	3	1	0.0	0	0	--	0	0	0	0	0	0

Pleasant's Career Statistics

Year	Team	GP	GS	TotSolo	Asst	Sk	Yds	Int	Yds	Lg	TD	PD	FF	FR	Yds	TD
2012	Hou	2	0	0	0	0	0.0	0	0	0	0	0	0	0	0	0
2013	Hou	11	0	4	3	1	0.0	0	0	--	0	0	0	0	0	0
Career		13	0	4	3	1	0.0	0	0	--	0	0	0	0	0	0

Additional Statistics

Special Teams Tackles: 2013 - 8



DeVIER POSEY

WIDE RECEIVER

Height: 6-1 | Weight: 210 | College: Ohio State |
 Hometown: Cincinnati, Ohio | 2nd NFL Season |
 2nd with Texans | Age as of Kickoff Weekend 2013: 23 |
 Acquired: D3a, 2012 (68th overall) | 2013 GP/GS: 11/0 |
 Career GP/GS (Playoffs): 21/0 (2/0) | Teams: Houston, 2012-13 |

11

TRANSACTIONS: Selected by Houston Texans in the third round (68th overall) of the 2012 NFL Draft... Signed by Texans on July 24, 2012.

2013 (Houston 11/0):

- Has seen action at WR in all 11 games this season
- Saw action at WR and tied his career-high with three receptions for 29 yards (9.7 avg.) at Baltimore (9/22) in Week 3
- Recorded one reception for a career-long 42 yards at Kansas City (10/20) in Week 7
- Tied his career-high with three receptions for 23 yards vs. Indianapolis (11/3) in Week 9
- Tied his career-high with three receptions for 34 yards at Arizona (11/10) in Week 10

2012 (Houston 11/0, 2/0):

- Made six catches for 87 yards in the regular season as well as compiling four receptions for 47 yards in postseason play, including a 25-yard touchdown reception from Matt Schaub in AFC Divisional Playoff at New England (1/13/13)
- Inactive for four games
- Made his professional debut when he came into the game at wide receiver on the opening drive vs. Tennessee (9/30)
- Recovered a blocked punt in the end zone for a touchdown, the first of his career, vs. Green Bay (10/14)
- Caught the first pass of his NFL career, a 19-yard reception from T.J. Yates in the fourth quarter to set up a touchdown at New England (12/10)
- Caught three passes for 46 yards vs. Indianapolis (12/16)
- Had one reception for six yards vs. Minnesota (12/23)
- Caught one pass for 16 yards at Indianapolis (12/30)
- Made his playoff debut and made two special teams tackles in the AFC Wild Card Playoff vs. Cincinnati (1/5/13)

COLLEGE:

- Started 29-of-41 games at Ohio State, ranking seventh in school history with 136 receptions and 18 touchdowns and eighth with 1,955 yards receiving
- Scored 108 career points
- Ranked sixth on the OSU single-season receptions list with 60 in 2009
- Started each of the team's final three games after being suspended the first 10 games of the 2011 season and finished fourth on the team with 12 receptions for 162 yards (13.5 ypc) and two touchdowns
- 2010 Biletnikoff Award (nation's top receiver) and Hornung Trophy (most versatile player in college) watch list member
- Received All-Big Ten honorable mention with 4.08 receptions and 65.23 receiving yards per game his junior season
- Started all 13 games in 2010, ranking second on the team with 53 receptions for 848 yards (16.0 average) and seven touchdowns
- Started all 13 games as a sophomore and led the team with 60 receptions (sixth on the school season-record list) for 828 yards (13.8 average) and eight touchdowns
- Played in 12 games as a reserve flanker his freshman year, finishing fifth on the team with 11 receptions for 117 yards (10.6 average) and one touchdown

PERSONAL:

- Attended LaSalle High School in Cincinnati, Ohio, where he was an All-Ohio, All-Cincinnati, All-League and All-District receiver
- Pulled in 33 passes for 750 yards and nine scores as a junior, completing his prep career with 47 receptions for 770 yards and seven more scores in 2007
- Lettered three times with the basketball team and also made his mark with the track team, as he still holds the school records in the 200 (21.5) and 400 (47.78) meters

Posey's 2013 Season Statistics

Date	Opp	GP	GS	Rush	Yds	Avg	Lg	TD	Rec	Yds	Avg	Lg	TD
9/9	at SD	1	0	0	0	--	--	0	0	0	--	--	0
9/15	vs. TEN	1	0	0	0	--	--	0	0	0	--	--	0
9/22	at BAL	1	0	0	0	--	--	0	3	29	9.7	14	0
9/29	vs. SEA	1	0	0	0	--	--	0	0	0	--	--	0
10/6	at SF	1	0	0	0	--	--	0	1	5	5.0	5	0
10/13	vs. STL	1	0	0	0	--	--	0	1	3	3.0	3	0
10/20	at KC	1	0	0	0	--	--	0	1	42	42.0	42	0
11/3	vs. IND	1	0	0	0	--	--	0	3	23	7.7	12	0
11/10	at ARI	1	0	0	0	--	--	0	3	34	11.3	12	0
11/17	vs. OAK	1	0	0	0	--	--	0	1	5	5.0	5	0
11/24	vs. JAC	1	0	0	0	--	--	0	1	5	5.0	5	0
12/1	vs. NE	0	0	0	0	--	--	0	0	0	--	--	0
12/5	at JAC	0	0	0	0	--	--	0	0	0	--	--	0
12/15	at IND	0	0	0	0	--	--	0	0	0	--	--	0
12/22	vs. DEN	0	0	0	0	--	--	0	0	0	--	--	0
12/29	at TEN	0	0	0	0	--	--	0	0	0	--	--	0
2013 Totals		11	0	0	0	--	--	0	14	146	10.4	42	0

Posey's Career Statistics

Year	Team	GP	GS	Rush	Yds	Avg	Lg	TD	Rec	Yds	Avg	Lg	TD
2012	Hou	11	0	1	-3	-3	-3	0	6	87	14.5	36	0
2013	Hou	11	0	0	0	--	--	0	14	146	10.4	42	0
Career		22	0	1	-3	-3	-3	0	20	233	11.7	42	0

Posey's Career Season Highs

Receptions	3	four times, last: at Arizona, 11/10/13
Receiving Yards	46	vs. Indianapolis (3 receptions), 12/16/12
Receiving Long	42	at Kansas City, 10/20/13
Rushing Attempts	1	at New York Jets, 10/8/12
Rushing Yards	-3	at New York Jets, 10/8/12

Posey's Career Playoff Statistics

Date	Opp.	GP	GS	Rush	Yds	Avg	Lg	TD	Rec	Yds	Avg	Lg	TD
1/5/13	vs. Cin (WC)	1	0	0	0	0	0	0	0	0	0	0	0
1/13/13	at NE (Div)	1	0	0	0	0	0	0	3	47	15.7	25	1
Career		2	0	0	0	0	0	0	3	47	15.7	25	1



BROOKS REED OUTSIDE LINEBACKER

Height: 6-3 | Weight: 254 | College: Arizona |
Hometown: Tucson, Ariz. | 3rd NFL Season |
3rd with Texans | Age as of Kickoff Weekend 2013: 26 |
Acquired: D2a, 2011 (42nd overall) | 2013 GP/GS: 11/11 |
Career GP/GS (Playoffs): 39/34 (4/4) | Teams: Houston, 2011-13 |

58

TRANSACTIONS: Selected by Houston Texans in the second round (42nd overall) in the 2011 NFL Draft... Signed by the Texans on July 31, 2011.

CAREER:

- Started 34-of-39 career games, recording 156 tackles (88 solo) and 9.5 sacks, a forced fumble and two fumble recoveries
- Has 5.0 sacks in four career playoff games

2013 (Houston 11/11):

- Started at OLB in all 11 games this season
- Recorded nine tackles (five solo) at Baltimore (9/22) in Week 3
- Recorded six tackles (four solo) and a sack vs. Seattle (9/29) in Week 4
- Tallied eight tackles (two solo) vs. St. Louis (10/13) in Week 6
- Notched a career-high 14 tackles (seven solo) at Arizona (11/10) in Week 10

2012 (Houston 12/12, 2/2):

- Started in all 12 games he played and recorded 42 tackles (23 solo), 2.5 sacks and a forced fumble
- Started and made seven tackles (one solo) in the season opener vs. Miami (9/9)
- Recorded his first sack of the season to go along with three tackles (two solo) at Jacksonville (9/16)
- Teamed with J.J. Watt to sack Peyton Manning in the first quarter at Denver (9/23)
- Made three tackles (two solo) and deflected a pass vs. Tennessee (9/30)
- Sacked Mark Sanchez while forcing a fumble at the New York Jets (10/8)
- Made four tackles (three solo) vs. Baltimore (10/21)
- Had four tackles (two solo) vs. Buffalo (11/4)
- Suffered a groin injury at Detroit (11/22)
- Inactive at for four games
- Returned after missing three games and had four tackles vs. Minnesota (12/23)
- Made three tackles and sacked Andy Dalton for no gain in the fourth quarter in the AFC Wild Card Playoff vs. Cincinnati (1/5/13)
- Had three tackles and half a sack in AFC Divisional Playoff at New England (1/13/13).

2011 (Houston 16/11, 2/2):

- Started 11-of-16 games, and recorded 44 tackles (30 solo), a franchise-rookie record with 6.0 sacks, and two fumble recoveries
- Made four tackles (three solo) filling in for an injured Mario Williams vs. Oakland (10/9)
- Started his first NFL game, making six tackles (three solo) and a pass defended at Baltimore (10/16)
- Recorded his first career sack and finished with four solo tackles at Tennessee (10/23)
- Made four tackles (three solo) and sacked Blaine Gabbert for a 7-yard loss vs. Jacksonville (10/30)
- Sacked Colt McCoy twice as part of a five-tackle day vs. Cleveland (11/6)
- Recorded a sack in his fourth consecutive game and knocked a Josh Freeman pass down at the line at Tampa Bay (11/13)
- Recorded a sack in his fifth consecutive game as he brought Blaine Gabbert down for a 1-yard loss at Jacksonville (11/27)
- Had five tackles (three solo) and pressured Matt Ryan twice vs. Atlanta (12/4)
- Had three tackles (two solo) and recovered an Andy Dalton fumble to start the second half that set-up a come from behind victory at Cincinnati (12/11)
- Made three solo tackles and recovered a fumble at Indianapolis (12/22)
- Started in his postseason debut and finished with five tackles (three solo) and one sack for a loss of nine yards in AFC Wild Card Playoff vs. Cincinnati (1/7/12)
- Recorded eight tackles (six solo), 2.5 sacks for a loss of 14 yards and one forced fumble in AFC Divisional Playoff at Baltimore (1/15/12)

COLLEGE:

- Started 34-of-45 at Arizona games, recording 114 tackles (61 solo), 17 sacks and 25 tackles for loss for his career; also forced four fumbles and deflected four pass attempts
- Earned first-team All-Pac-10 honors after starting all 13 games in his senior season with the Wildcats, tallying a career-best 47 tackles, 6.5 sacks and 10 tackles for loss along with two pass breakups and one forced fumble
- Named to preseason watch lists for the Rotary Lombardi Award and the Ted Hendricks Award in 2009
- Started 8-of-10 games in 2009, recording 23 tackles (19 solo), 2.0 sacks, contributing to a defensive unit that ranked fourth in the Pac 10 and 29th nationally in yards per game allowed (120.5)
- Enjoyed a breakout season as a sophomore in 2008 when he started all 13 games at defensive end and garnered an All-Pac-10 honorable mention, as he delivered 38 tackles (26 solos) with 9.5 stops for losses for 59 yards and a team-high eight sacks for 57 yards and added three forced fumbles, a quarterback hurry and two pass deflections
- Switched to defensive end in 2007 after opening the season contending for H-back duty and saw action in the final nine games of the season as a backup defensive end and on special teams and delivered seven tackles (four solos) with one assisted sack for five yards
- Redshirted in 2006

PERSONAL:

- Attended Sabino High School (Tucson, Ariz.), playing football for head coach Jay Campos
- Helped the Sabercats to an 8-3 record as a junior in 2004 and earned first-team all-league, honorable

mention all-state and Arizona Daily Star All-Southern Arizona honorable mention as a junior while rushing for 350 yards and seven touchdowns

- Led the Sabercats to a 10-4 overall record as a senior in 2005 and earned Tucson Citizen first-team All-3A-4A and Arizona Daily Star first-team All-Southern Arizona while posting 38 tackles and three sacks from the defensive line as a senior

Reed's 2013 Season Statistics

Date	Opp	GP	GS	TotSoloAsst	Sk	Yds	Int	Yds	Lg	TD	PD	FF	FR	Yds	TD
9/9	at SD	1	1	2	1	1	0.0	0	0	0	--	0	0	0	0
9/15	vs. TEN	1	1	5	3	2	0.0	0	0	0	--	0	0	0	0
9/22	at BAL	1	1	9	5	4	0.0	0	0	0	--	0	0	0	0
9/29	vs. SEA	1	1	6	4	2	1.0	10	0	0	--	0	0	0	0
10/6	at SF	1	1	7	3	4	0.0	0	0	0	--	0	0	0	0
10/13	vs. STL	1	1	8	2	6	0.0	0	0	0	--	0	0	0	0
10/20	at KC	1	1	6	4	2	0.0	0	0	0	--	0	0	0	0
11/3	vs. IND	1	1	2	0	2	0.0	0	0	0	--	0	1	0	0
11/10	at ARI	1	1	14	7	7	0.0	0	0	0	--	0	0	0	0
11/17	vs. OAK	1	1	5	2	3	0.0	0	0	0	--	0	0	0	0
11/24	vs. JAC	1	1	6	4	2	0.0	0	0	0	--	0	0	0	0
12/1	vs. NE	0	0	0	0	0	0.0	0	0	0	--	0	0	0	0
12/5	at JAC	0	0	0	0	0	0.0	0	0	0	--	0	0	0	0
12/15	at IND	0	0	0	0	0	0.0	0	0	0	--	0	0	0	0
12/22	vs. DEN	0	0	0	0	0	0.0	0	0	0	--	0	0	0	0
12/29	at TEN	0	0	0	0	0	0.0	0	0	0	--	0	0	0	0
2013 Totals		11	11	70	35	35	1.0	10	0	0	0	1	0	0	0

Reed's Career Statistics

Year	Team	GP	GS	TotSoloAsst	Sk	Yds	Int	Yds	Lg	TD	PD	FF	FR	Yds	TD
2011	Hou	16	11	44	30	14	6.0	36.0	0	0	3	0	2	0	0
2012	Hou	12	12	42	23	19	2.5	11.5	0	0	0	3	1	0	0
2013	Hou	11	11	70	35	35	1.0	10.0	0	0	0	1	0	0	0
Career		39	34	156	88	68	9.5	57.5	0	0	0	7	1	2	0

Reed's Career Highs

Tackles	14	at Arizona, 11/10/13
Sacks	2	vs. Cleveland (C. McCoy), 11/6/11
Fumbles Forced	1	at New York Jets, 10/8/12
Fumbles Recovered	1	twice, most recent: at Indianapolis, 12/22/11
Passes Defensed	1	four times, most recent: vs. Tennessee, 9/30/12

Reed's Career Playoff Statistics

Date	Opp.	GP	GS	TotSoloAsst	Sk	Yds	Int	Yds	Lg	TD	PD	FF	FR	Yds	TD
1/7/12	vs. Cin (WC)	1	1	5	3	2	1.0	9.0	0	0	0	0	0	0	0
1/15/12	at Bal (Div)	1	1	8	6	2	2.5	14.0	0	0	0	0	1	0	0
1/5/13	vs. Cin (WC)	1	1	3	3	0	1.0	0.0	0	0	0	0	0	0	0
1/13/13	at NE (Div)	1	1	3	1	2	1.0	4.5	0	0	0	0	0	0	0
Career		4	4	19	13	6	5.5	27.5	0	0	0	1	0	0	0



JUSTIN ROGERS

Cornerback

20

Height: 5-11 | Weight: 181 | College: Richmond |
 Hometown: Baton Rouge, La. | 3rd NFL Season |
 First with Texans | Age as of Kickoff Weekend 2013: 25 |
 Acquired: W-'13 Buf | 2013 GP/GS: 6/5 | Career GP/GS: 35/7 | Teams:
 Buffalo Bills 2011-13, Houston 2013 |

TRANSACTIONS: Selected by the Buffalo Bills in the seventh round (206th overall) in the 2011 NFL Draft...Signed by Bills on July 28, 2011...Released by Bills on November 19, 2013...Acquired from waivers by Houston Texans on November 20, 2013.

Career Notes:

- Prior to joining the Texans, played in 34 games with seven starts and recorded 73 tackles (61 solo), three interceptions and 12 passes defended

2013 (Buffalo 5/5, Houston 1/0):

- Acquired by Houston Texans from waivers on November 20
- Started five games for the Bills and recorded 23 tackles (18 solo), one interception and three passes defended
- Recorded five solo tackles and an interception vs. New England (9/8) in Week 1
- Tallied a career-high eight tackles (six solo) and a pass defended vs. Baltimore (9/29) in Week 4
- Made his Texans debut on special teams vs. Jacksonville (11/24) in Week 12

2012 (Buffalo 16/1):

- Played in all 16 games with one start and recorded 36 tackles (31 solo), one interception and five passes defended
- Notched his one interception on the season at Indianapolis (11/25) in Week 12

2011 (Buffalo 13/1):

- Played in 13 games with one start and recorded 14 tackles (12 solo), one interception and four passes defended
- Made his first career start and totaled four tackles (three solo) at New England (1/1/12) in Week 17

College:

- Played in 52 games at Richmond and is the second player in Colonial Athletic Association history to be named First-Team All-Conference four consecutive years
- Became the CAA career kickoff return leader in 2010 (2,561 yards) and holds the record with 12 career interceptions (returned for 161 yards and three touchdowns)
- Totaled 163 tackles (114 solo), eight tackles for loss, 0.5 sacks, 28 pass breakups, 12 interceptions, three forced fumbles and one blocked kick
- In 2010, as a senior, led the CAA with a 12.4 punt return average and collected 48 tackles, two interceptions and forced two fumbles en route to first-team accolades at cornerback and punt returner

Personal:

- A three-time letterwinner in football and basketball, with an additional two letters in track at Redemptorist (Baton Rouge, La.) High School
- Served as captain for the football team in his senior year
- First-team All-District award winner and received first-team All-State and All-Metro accolades
- Selected as the All-Metro offensive most valuable player
- Son of Diary Rogers

Rogers' 2013 Season Statistics

Date	Opp	GP	GS	TotSoloAsst	Sk	Yds	Int	Yds	Lg	TD	PD	FF	FR	Yds	TD
9/8	at SD	1	1	5	5	0	0	0	0	0	1	0	0	0	0
9/15	vs. TEN	1	1	4	3	1	0	0	0	0	1	0	0	0	0
9/22	at BAL	1	1	6	4	2	0	0	0	0	0	0	0	0	0
9/29	vs. SEA	1	1	8	6	2	0	0	0	0	1	0	0	0	0
10/3	at Cle	1	1	0	0	0	0	0	0	0	0	0	0	0	0
10/13	vs. Cin	Inactive for Buffalo													
10/20	at Mia	Inactive for Buffalo													
10/27	at NO	Inactive for Buffalo													
11/3	vs. KC	Inactive for Buffalo													
11/10	at Pit	Inactive for Buffalo													
11/17	vs. NYJ	Inactive for Buffalo													
11/24	vs. JAC	0	0	0	0	0	0	0	0	0	0	0	0	0	0
12/1	vs. NE	0	0	0	0	0	0	0	0	0	0	0	0	0	0
12/5	at JAC	0	0	0	0	0	0	0	0	0	0	0	0	0	0
12/15	at IND	0	0	0	0	0	0	0	0	0	0	0	0	0	0
12/22	vs. DEN	0	0	0	0	0	0	0	0	0	0	0	0	0	0
12/29	at TEN	0	0	0	0	0	0	0	0	0	0	0	0	0	0
2013 Totals		5	5	23	18	5	0.0	0.0	1	0	--	0	3	0	0

Rogers' Career Statistics

Year	Team	GP	GS	TotSoloAsst	Sk	Yds	Int	Yds	Lg	TD	PD	FF	FR	Yds	TD
2011	Buf	13	1	14	12	2	0.0	0.0	1	15	15	0	4	0	0
2012	Buf	16	1	36	31	5	0.0	0.0	1	-1	-1	0	5	0	0
2013	Buf/Hou	6	5	23	18	5	0.0	0.0	1	0	--	0	3	0	0
Career		35	7	73	61	12	0.0	0.0	3	14	14	0	12	0	0

Rogers' Career Highs

Tackles	8	vs. Baltimore, 9/29/13
Interceptions	1	three times, last: vs. New England, 9/8/13
Passes Defended	2	vs. Denver, 12/24/11

Additional Statistics

Special Teams Tackles: 2011 - 2; 2012 - 1



RICKY SAPP OUTSIDE LINEBACKER

91

Height: 6-4 | Weight: 252 | College: Clemson |
Hometown: Bamberg, S.C. | 2nd NFL Season |
First with Texans | Age as of Kickoff Weekend 2013: 26 |
Acquired: W-'13 NYJ | 2013 GP/GS: 7/0 | Career GP/GS: 11/0 | Teams: New York Jets 2012-13, Houston Texans 2013 |

TRANSACTIONS: Selected by the Philadelphia Eagles in the fifth round (134th overall) in the 2010 NFL Draft...Signed by Eagles on June 8, 2010...Placed on Injured Reserve due to a knee injury on August 31, 2010...Released by Eagles on August 5, 2011...Signed by New York Jets to the practice squad on October 31, 2011...Released by Jets on November 28, 2011...Signed by Jets to the practice squad on December 29, 2011...Released by Jets on August 31, 2012...Signed by Jets to the practice squad on September 1, 2012...Released by Jets on September 4, 2012...Signed by Jets to the practice squad on September 11, 2012...Signed by Jets to the active roster on November 8, 2012...Released by Jets on October 5, 2013...Signed by Jets on October 9, 2013...Released by Jets on November 14, 2013...Acquired from waivers by Houston Texans on November 15, 2013.

Career Notes:

- Has played in nine games, primarily as a backup linebacker and on special teams prior to joining the Texans

2013 (New York Jets 5/0, Houston 2/0):

- Acquired by Houston Texans from waivers on November 15
- Played in five games for the New York Jets this season, recording one fumble recovery and one special teams tackle
- Made his Texans debut on special teams vs. Oakland (11/17) in Week 11

2012 (New York Jets 4/0):

- Appeared primarily as a backup linebacker and on special teams in four games

2011 (New York Jets 0/0):

- Spent a majority of the season on the practice squad

2010 (Philadelphia 0/0):

- Was placed on Injured Reserve due to a knee injury on August 31

College:

- Started 36-of-50 games at Clemson, tallying 142 tackles, 17.5 sacks, 16 quarterback pressures, five pass deflections, one fumble recovery and two forced fumbles
- In 2009, as a senior, earned second-team All-ACC honors and was nominated for the Brian Piccolo Award given annually to the conference's "Most Courageous Player"
- Also as a senior, started all 14 games and recorded a career-high five sacks

Personal:

- Was a three-year state regional champion in the 100m (10.76 career-best), 200m (21.0 career-best) and 4x100m relay, and a two-year starter and all-region (twice) in basketball while at Bamberg-Erhart High School
- Established the Ricky Sapp Scholar Athlete Award Program at his high school to spotlight students with good character who excel academically, athletically and in the community service arena
- The award is given out monthly to deserving senior athletes by a committee of faculty members in the school, with recipients of the award becoming eligible to win a \$1,000 scholarship to the college of their choice

Sapp's 2013 Texans Season Statistics

Date	Opp	GP	GS	TotSoloAsst	Sk	Yds	Int	Yds	Lg	TD	PD	FF	FR	Yds	TD
9/9	at SD			Not With Team											
9/15	vs. TEN			Not With Team											
9/22	at BAL			Not With Team											
9/29	vs. SEA			Not With Team											
10/6	at SF			Not With Team											
10/13	vs. STL			Not With Team											
10/20	at KC			Not With Team											
11/3	vs. IND			Not With Team											
11/10	at ARI			Not With Team											
11/17	vs. OAK	1	0	0 0	0	0.0	0.0	0	0	--	0	0	0	0	0
11/24	vs. JAC	1	0	0 0	0	0.0	0.0	0	0	--	0	0	0	0	0
12/1	vs. NE	0	0	0 0	0	0.0	0.0	0	0	--	0	0	0	0	0
12/5	at JAC	0	0	0 0	0	0.0	0.0	0	0	--	0	0	0	0	0
12/15	at IND	0	0	0 0	0	0.0	0.0	0	0	--	0	0	0	0	0
12/22	vs. DEN	0	0	0 0	0	0.0	0.0	0	0	--	0	0	0	0	0
12/29	at TEN	0	0	0 0	0	0.0	0.0	0	0	--	0	0	0	0	0
2013 Totals		2	0	0 0	0	0.0	0.0	0	0	--	0	0	0	0	0

Sapp's Career Statistics

Year	Team	GP	GS	TotSoloAsst	Sk	Yds	Int	Yds	Lg	TD	PD	FF	FR	Yds	TD
2012	NYJ	4	0	0 0	0	0.0	0.0	0	0	--	0	0	0	0	0
2013	NYJ/Hou	7	0	0 0	0	0.0	0.0	0	0	--	0	0	0	1	0
Career		11	0	0 0	0	0.0	0.0	0	0	--	0	0	0	1	0

Sapp's Career Highs

Fumble Recovery 1 vs. Tampa Bay, 9/8/13

Additional Statistics

Special Teams Tackles: 2013 - 1



MATT SCHAUB QUARTERBACK

Height: 6-5 | Weight: 235 | College: Virginia |
Hometown: West Chester, Pa. | 10th NFL Season |
7th with Texans | Age as of Kickoff Weekend 2013: 32 |
Acquired: T-07 (Atlanta) | 2013 GP/GS: 7/6 |
Career GP/GS (Playoffs): 125/88 (2/2) |
Teams: Atlanta, 2004-06; Houston, 2007-13 |

8

TRANSACTIONS: Selected by Atlanta Falcons in the third round (90th pick overall) of 2004 NFL draft... Signed by Falcons on July 28, 2004... Traded by Falcons to Houston Texans on March 22, 2007... Placed on injured reserve on Nov. 23, 2011... Re-signed by Texans on Sept. 9, 2012.

HONORS:

- AFC Offensive Player of the Week (Week 14, 2008; Week 2, 2009, Week 6, 2010; Week 11, 2012)
- Pro Bowl Selection (2010, 2013)
- Pro Bowl MVP (2010)
- FedEx Air NFL Player of the Week (Week 2, 2010; Week 11, 2012)
- Ed Block Courage Award (2012)

CAREER:

- Has started 86 games with the Texans and has thrown for franchise-records 22,618 yards and 122 touchdowns, and 73 interceptions
- Career totals include 23,651 passing yards, 128 touchdowns and 79 interceptions with a career passer rating of 90.7
- Ranks ninth in NFL history with a 64.2 completion percentage and 11th with a 90.7 career rating
- Owns the Texans career record with 27 300-yard games
- Holds the franchise record for career passer rating, with a mark of 91.9
- Tied for the second-most passing yards in a game in NFL history when he threw for 527 yards vs. Jacksonville on Nov. 18, 2012
- One of 12 NFL quarterbacks with back-to-back 4,000-yard passing seasons and one of six to throw for a combined 9,000 yards in consecutive seasons (2009-10)
- Starting quarterback of the 2010 NFL Pro Bowl, where he earned MVP honors after completing 13-of-17 passes for 189 yards and two touchdowns in a 41-34 win for the AFC

2013 (Houston 7/6):

- Started at QB the first six games of the season
- Started at QB and completed 34-of-45 passes for 346 yards, three touchdowns and one interception for a quarterback rating of 110.0 at San Diego (9/9) in Week 1
- Started at QB and completed 26-of-48 passes for 298 yards, three touchdowns and two interceptions. He completed the game-winning touchdown to WR DeAndre Hopkins in overtime to seal the victory vs. Tennessee (9/15) in Week 2
- Started at QB and completed 31-of-49 passes for 355 yards, two touchdowns and two interceptions vs. Seattle (9/29) in Week 4
- Started at QB and completed 15-of-21 passes for 186 yards before going down with a leg injury in the third quarter vs. St. Louis (10/13) in Week 6
- Inactive at Kansas City (10/20) in Week 7 and did not play in Weeks 9-11
- Came in during the third quarter and completed 12-of-25 passes for 155 yards vs. Oakland (11/17) in Week 11

2012 (Houston 16/16, 2/2):

- Topped 4,000 yards passing for the third time in his career and led the Texans to a franchise-best 12-4 record and their second consecutive AFC South title
- Named one of the offensive captains for the season
- Completed 20-of-31 passes for 266 yards and a touchdown in the season opener vs. Miami (9/9)
- Completed his 1,500th career pass when he hit TE Owen Daniels for a 6-yard gain in the second quarter at Jacksonville (9/16)
- Name the Offensive Player of the game after tying his career-high with four touchdown passes, while throwing for 290 yards with one interception at Denver (9/23)
- Finished with a passer rating of 115.5 after completing 20-of-28 attempts for 202 yards and two touchdowns vs. Tennessee (9/30)
- Completed 23-of-37 passes for 256 yards with two touchdowns and no interceptions for a passer rating of 100.7 vs. Baltimore (10/21)
- Completed 19-of-27 passes for 268 yards with two touchdowns and no interceptions for a passer rating of 126.8 vs. Buffalo (11/4)
- Named AFC Offensive Player of the Week when he threw for a franchise-record 527 yards on 43-of-55 passing with five touchdowns including a game-winning 48-yard touchdown to Andre Johnson in overtime vs. Jacksonville (11/18)
- Surpassed 300 yards passing for the second consecutive game, completing 29-of-48 pass attempts for 315 yards with a touchdown and an interception at Detroit (11/22)
- Threw for two touchdowns at Tennessee (12/2), his sixth multi-touchdown game of the season
- Completed 19-of-32 passes for 232 yards and an interception at New England (12/10)
- Threw his 120th career touchdown pass as part of a 261-yard passing day vs. Indianapolis (12/16)
- Made his playoff debut and threw for 262 yards and an interception in AFC Wild Card Playoff vs. Cincinnati (1/5/13)
- Threw for 343 yards and two touchdowns and one interception in AFC Divisional Playoff at New England (1/13/13), giving him the first 300-yard passing game in Texans postseason history

2011 (Houston 10/10):

- Named an offensive captain for the season where he started 10 games, throwing for 2,479 yards and 15 touchdowns before suffering a season-ending foot injury
- Completed 17-of-24 passes for 220 yards and a touchdown vs. Indianapolis (9/11)
- Completed 21-of-29 passes for 230 yards and two touchdowns for a passer rating of 118.5 at Miami (9/18)
- Became the Texans' all-time completions leader as he completed 22-of-39 passes for a 373 yards, three touchdowns and an interception at New Orleans (9/25)

- Finished 14-of-21 for 138 yards, one touchdown and a passer rating of 100.9 vs. Pittsburgh (10/2)
- Threw for a season-high 416 yards and two touchdowns vs. Oakland (10/9)
- Completed 21-of-37 passes for 220 yards and a touchdown at Baltimore (10/16)
- Connected on 18-of-23 passes for 296 yards and two touchdowns with a 147.7 passer rating at Tennessee (10/23)
- Threw for 225 yards and a touchdown while also rushing for his first touchdown of the season on a 2-yard run to cap off the opening drive vs. Jacksonville (10/30)
- Ran in a touchdown for the second consecutive week vs. Cleveland (11/6)
- Connected on 11-of-15 passes for 242 yards and two touchdowns while setting a career-high and franchise record with a 154.9 passer rating at Tampa Bay (11/13)
- Placed on injured reserve after suffering a foot injury against the Buccaneers (11/23)

2010 (Houston 16/16):

- Named one of the offensive captains for the season and started all 16 games for the second consecutive season, throwing for 4,369 yards, 24 touchdowns, 12 interceptions and a 92.0 passer rating
- Completed 38-of-52 passes for 497 yards, three touchdowns, one interception and a passer rating of 114.0 at Washington (9/19), the Texans first overtime win in franchise history
- Set a franchise record with his 60th touchdown pass as a Texan with his second touchdown pass at Oakland (10/3); completed 16-of-29 passes for 192 yards
- Named AFC Offensive Player of the Week after completing 25-of-33 passes for 305 yards and two touchdowns, including an 11-yard touchdown pass to Andre Johnson with 28 seconds remaining to clinch the win vs. Kansas City (10/17)
- Completed 22-of-32 passes for 314 yards, two touchdowns and a passer rating of 121.1 at Jacksonville (11/14)
- Completed 22-of-26 passes for 337 yards, two touchdowns and one interception at Philadelphia (12/2)
- Threw for 394 yards, breaking David Carr's franchise record of 13,391 passing yards vs. Baltimore (12/13); finished with three touchdown passes and two interceptions
- Threw for 325 yards, two touchdowns and one interception at Tennessee (12/19)
- Had his fourth consecutive 300-yard game, throwing for 310 yards, one touchdown and one interception at Denver (12/26)

2009 (Houston 16/16):

- Finished the year with an NFL-best 4,770 passing yards, becoming the first Texans quarterback to lead the League in passing
- Had 10 games with a QB rating of 90, topped 300 passing yards nine times, tying for the second-most 300-yard games in a season in NFL history
- Surpassed 10,000 passing yards as a Texan
- Named AFC Offensive Player of the Week after completing 25-of-39 passes at Tennessee (9/20) for 357 yards, a career-high four touchdown passes and a 127.8 passer rating
- Set career highs for pass attempts and completions, going 35-of-50 for 371 yards and two touchdowns at Arizona (10/11)
- Completed 28-of-40 passes for a season-high 392 yards and tied a career high with four touchdown passes at Cincinnati (10/18)
- Set a Texans season record with his 17th touchdown pass and fifth 300-yard game passing when he completed 32-of-43 passes for 311 yards and one touchdown at Indianapolis (11/8); threw his 50th career touchdown pass to FB Vonta Leach for a seven-yard score in the first quarter
- Completed 29-of-39 passes for 365 yards, two touchdowns and one interception vs. Seattle (12/13) for a passer rating of 109.5; his 336 yards at halftime were the third-most in the NFL since 1991
- Threw for 367 yards and one touchdown at St. Louis (12/20) for his NFL-leading fifth game of at least 350 passing yards
- Completed 24-of-39 passes for 303 yards with two touchdowns and one interception, giving him a passer rating of 92.1 vs. New England (1/3/10) and led the Texans back from a 27-13 fourth quarter deficit to give the Texans the first winning season in franchise history

2008 (Houston 11/11):

- Started 11 games for the second consecutive year, going 6-5 in those starts
- Threw for a career-high 3,043 yards and 15 touchdowns on 251-of-380 attempts while rushing for two touchdowns
- Missed one game due to illness and four because of a knee injury suffered against Minnesota
- Set franchise records for quarterback rating (92.7) and 300-yard passing games (4)
- Had the fourth-best completion percentage in the NFL (66.1), was second in yards per pass attempt (8.01), fourth in passing yards per game (276.6) and his 92.7 passer rating was good for eighth in the League
- Threw for 202 yards on 25-of-33 passing with one touchdown and two interceptions at Pittsburgh (9/7); also rushed for a touchdown late in the fourth quarter, the first of his career
- Completed 29-of-40 passes for 307 yards and three touchdowns at Jacksonville (9/28)
- Completed 22-of-42 passes for 379 yards and one touchdown vs. Miami (10/12) and ran the ball four times for 15 yards, including the game-winning three-yard touchdown run with :07 left on the clock; his touchdown run capped the second game-winning drive of his career, rallying the Texans from a 28-23 deficit to a 29-28 win
- Connected on 24-of-28 passes for 280 yards and three touchdowns vs. Cincinnati (10/26) and set then-franchise records with a 144.0 passer rating and 85.7 completion percentage
- Named the AFC Offensive Player of the Week after throwing for 414 yards on 28-of-42 passing and leading the third game-winning drive of his career and second of the season at Green Bay (12/7); guided the Texans 75 yards in nine plays to set up K Kris Brown's game-winning 40-yard field goal
- Completed 27-of-36 pass attempts for 328 yards and two touchdowns vs. Chicago (12/28)

2007 (Houston 11/11):

- Started 11 games in his first season as a regular starter and finished 192-of-289 for 2,241 yards and nine touchdown passes and nine interceptions and a quarterback rating of 87.3
- Missed portions of the season with a shoulder injury and concussion
- Started his first game as a Texan vs. Kansas City (9/9) and finished 16-of-22 for 225 yards and a touchdown with a rating of 101.5; connected with WR Andre Johnson midway through the second quarter for a 77-yard touchdown

SCHAUB, MATT

- Started at Carolina (9/16) and finished 20-of-28 for 227 yards and two touchdowns with a season-best rating of 119.2
- Completed his last 14 pass attempts to finish 27-of-33 for 236 yards and a touchdown vs. Indianapolis (9/23)
- Returned to Atlanta (9/30) against his former team and completed 28-of-40 passes for a career-high 317 yards and one touchdown pass and a 101.8 QB rating
- Started vs. Miami (10/7) and was 20-of-34 for 294 yards; led the Texans on his first-ever game-winning drive, starting at the Texans' 3-yard line and marching the team 59 yards on eight plays to set up K Kris Bown's 57-yard game-winning field goal
- Finished 21-of-33 for 293 yards and two touchdowns vs. New Orleans (11/11) and a passer rating of 112.3, his second-highest of the season
- Finished 22-of-36 for 256 yards and two touchdowns at Cleveland (11/25) and recorded his third multi-touchdown game of the season

2006 (Atlanta 16/0):

- Played in all 16 games for the second consecutive season as the primary backup to starting QB Michael Vick
- Threw for 208 yards on 18-of-27 passing with one touchdown and two interceptions on the year
- Saw his most extensive action of the year in the season finale at Philadelphia (12/31), completing 15-of-21 passes for 175 yards with one touchdown and one interception

2005 (Atlanta 16/1):

- Played in every game with one start, completing 33-of-64 passes for 495 yards with four touchdowns and no interceptions on the season
- Rushed nine times for 76 yards (8.4 avg.)
- Made second career start vs. New England (10/9) and completed 18-of-34 passes for 298 yards with three touchdowns and a 112.1 passer rating; led fourth-quarter comeback from 15-point deficit to tie the game at 28 with four minutes remaining
- Played in the second half vs. Carolina (11/06) and completed 9-of-13 passes for 110 yards with one touchdown

2004 (Atlanta 6/1):

- Saw action in six games with one start as a rookie and served as a backup to QB Michael Vick the remaining 10 games
- Completed 33-of-70 passes for 330 yards with one touchdown and four interceptions
- Made his first NFL start and completed 17-of-41 passes for 188 yards with two interceptions at New Orleans (11/28) and rushed four times for 21 yards
- Filled in as a sub in the second quarter and completed 14-of-22 passes for 132 yards with one touchdown and one interception at Seattle (12/05)

COLLEGE:

- Holds Virginia school career records for pass completions (716), attempts (1,069), passing yards (7,502), total offense yards (7,560), touchdown passes (56), 300-yard passing games (eight) and 200-yard passing games (20)
- Completed 66.9 percent of his passes during his career, the second-best mark at the time in NCAA Division 1-A history, topped only by Tim Couch of Kentucky (67.15 percent, 1996-98)
- 2003 Heisman Trophy candidate after being named the 2002 Atlantic Coast Conference Player of the Year
- Completed 281-of-403 passes for 2,952 yards, 18 touchdowns and 10 interceptions as a senior, earning All-ACC first-team honors after being named ACC Player of the Year and Offensive Player of the Year as a junior in 2002

PERSONAL:

- Lettered in football, baseball and basketball at East High School in West Chester, Pa.
- Completed 277-of-544 passes for 3,990 yards and 35 touchdowns during his career as he set school records for pass attempts, completions, yards per game and total yards for the Vikings
- Participated in the Atlanta Falcons Coaches Academy in addition to various charity golf tournaments and community outreach programs in 2004
- Married to Laurie and has three daughters, Madison (2) and twins, Makalya and Mackezie (1)
- Created GR8 Hope Foundation in 2011 and has raised \$300,000 for Texas Children's Hospital in two years

Schaub's 2013 Season Statistics

Date	Opp	GP	GS	Att	Cmp	Pct	Yds	Yd/A	TD	Int	Lg	Sack	Lost	Rate
9/9	at SD	1	1	45	34	75.6	346	7.7	3	1	30	2	17	110.0
9/15	vs. TEN	1	1	48	26	54.2	298	6.2	3	2	32	2	18	76.6
9/22	at BAL	1	1	35	25	71.4	194	5.5	0	1	18	3	24	72.8
9/29	vs. SEA	1	1	49	31	63.3	355	7.2	2	2	31	4	30	81.6
10/6	at SF	1	1	35	19	54.3	173	4.9	0	3	19	1	6	32.2
10/13	vs. STL	1	1	21	15	71.4	186	8.9	0	0	41	3	10	98.5
10/20	at KC	0	0	0	0	--	--	0.0	0	0	--	--	0	0.0
11/3	vs. IND	0	0	0	0	--	--	0.0	0	0	--	--	0	0.0
11/10	at ARI	0	0	0	0	--	--	0.0	0	0	--	--	0	0.0
11/17	vs. OAK	1	0	25	12	48.0	155	6.2	0	0	23	0	0	67.9
11/24	vs. JAC	0	0	0	0	--	--	0.0	0	0	--	--	0	0.0
12/1	vs. NE	0	0	0	0	--	--	0.0	0	0	--	--	0	0.0
12/5	at JAC	0	0	0	0	--	--	0.0	0	0	--	--	0	0.0
12/15	at IND	0	0	0	0	--	--	0.0	0	0	--	--	0	0.0
12/22	vs. DEN	0	0	0	0	--	--	0.0	0	0	--	--	0	0.0
12/29	at TEN	0	0	0	0	--	--	0.0	0	0	--	--	0	0.0
2013 Totals		7	6	258	162	62.8	1707	6.6	8	9	41	15	105	77.8

Schaub's Career Statistics

Year	Team	GP	GS	Att	Cmp	Pct	Yds	Yd/A	TD	Int	Lg	Sack	Lost	Rate
2004	Atl	6	1	70	33	47.1	330	4.7	1	4	59	4	14	42
2005	Atl	16	1	64	33	51.6	495	7.7	4	0	53	6	27	98.1
2006	Atl	16	0	27	18	66.7	208	7.7	1	2	47	2	8	71.2
2007	Hou	11	11	289	192	66.4	2241	7.8	9	9	77	16	126	87.2
2008	Hou	11	11	380	251	66.1	3043	8	15	10	65	23	149	92.7
2009	Hou	16	16	583	396	67.9	4770	8.2	29	15	72	25	149	98.6
2010	Hou	16	16	574	365	63.6	4370	7.6	24	12	60	32	226	92
2011	Hou	10	10	292	178	61	2479	8.5	15	6	80	16	98	96.8
2012	Hou	16	16	544	350	64.3	4008	7.4	22	12	60	27	216	90.7
2013	Hou	7	6	258	162	62.8	1707	6.6	8	9	41	15	105	77.8
Career		125	88	3,081	1,978	64.2	23,651	7.7	128	79	80	166	1118	90.7

Schaub's Passing Career Highs

Passing Yards	527	vs. Jacksonville (OT), 11/18/12 (43 completions)
Passing Attempts	62	vs. Baltimore (OT), 12/13/10
Completions	43	vs. Jacksonville (OT), 11/18/12 (527 yards)
Touchdown Passes	5	vs. Jacksonville (OT), 11/18/12
Passer Rating	154.9	at Tampa Bay, 11/13/11
Longest Pass	80t	at Tampa Bay, 11/13/11
Interceptions	3	at Tennessee, 9/21/08

Schaub's 2013 Rushing/Receiving Statistics

Date	Opp	GP	GS	Rush	Yds	Avg	Lg	TD	Rec	Yds	Avg	Lg	TD
9/9/13	at SD	1	1	0	0	--	--	0	0	0	--	--	0
9/15/13	vs. TEN	1	1	0	0	--	--	0	0	0	--	--	0
9/22/13	at BAL	1	1	0	0	--	--	0	0	0	--	--	0
9/29/13	vs. SEA	1	1	1	5	5.0	5	0	0	0	--	--	0
10/6/13	at SF	1	1	0	0	--	--	0	0	0	--	--	0
10/13/13	vs. STL	1	1	0	0	--	--	0	0	0	--	--	0
10/20/13	at KC	1	0	0	0	--	--	0	0	0	--	--	0
11/3/13	vs. IND	0	0	0	0	--	--	0	0	0	--	--	0
11/10/13	at ARI	0	0	0	0	--	--	0	0	0	--	--	0
11/17/13	vs. OAK	0	0	0	0	--	--	0	0	0	--	--	0
11/24/13	vs. JAC	0	0	0	0	--	--	0	0	0	--	--	0
12/1/13	vs. NE	0	0	0	0	--	--	0	0	0	--	--	0
12/5/13	at JAC	0	0	0	0	--	--	0	0	0	--	--	0
12/15/13	at IND	0	0	0	0	--	--	0	0	0	--	--	0
12/22/13	vs. DEN	0	0	0	0	--	--	0	0	0	--	--	0
12/29/13	at TEN	0	0	0	0	--	--	0	0	0	--	--	0
2013 Totals		7	6	1	5	5.0	5	0	0	0	--	--	0

Schaub's 2013 Rushing/Receiving Statistics

Year	Team	G	GS	Rush	Yds	Avg	Lg	TD	Rec	Yds	Avg	Lg	TD
2004	Atl	6	1	8	26	3.3	11	0	0	0	--	--	0
2005	Atl	16	1	9	76	8.4	23	0	0	0	--	--	0
2006	Atl	16	0	7	21	3.0	19	0	0	0	--	--	0
2007	Hou	11	11	17	52	3.1	12	0	0	0	--	--	0
2008	Hou	11	11	31	68	2.2	10	2	0	0	--	--	0
2009	Hou	16	16	48	57	1.2	19	0	0	0	--	--	0
2010	Hou	16	16	22	28	1.3	8	0	0	0	--	--	0
2011	Hou	10	10	15	8	0.5	3	2	0	0	--	--	0
2012	Hou	16	16	21	-9	-0.4	8	0	1	-6	--	--	0
2013	Hou	7	6	1	5	5.0	--	0	0	0	--	--	0
NFL Totals		125	88	179	332	1.9	23	4	1	-6	-6	-6	0

Schaub's Rushing Career Highs

Rushing Yards	56	vs. Minnesota (4 rushes), 10/2/05
Long Rush	23	vs. Minnesota, 10/2/05
Rushing Touchdowns	1	four times, most recent:
	1	vs. Cleveland, 11/6/11

Additional Statistics

Fumbles/Lost: 33/14 total; 2004 - 1/0, 2005 - 1/1, 2006 - 1/0, 2007 - 7/3, 2008 - 10/4, 2009 - 3/2, 2010 - 9/3, 2011 - 2/1
Fumble Recoveries: 10 total; 2004 - 0, 2005 - 0, 2006 - 1, 2007 - 2, 2008 - 4, 2009 - 1, 2010 - 1, 2011 - 1

Schaub's Career Playoff Statistics

Date	Opp.	GP	GS	Att	Cmp	Pct	Yds	Yd/A	TD	Int	Lg	Sack	Lost	Rate
1/5/13	vs. Cin (WC)	1	1	38	29	76.3	262	6.9	0	1	22	0	0	83.4
1/13/13	at NE (Div)	1	1	51	34	66.7	343	6.7	2	1	28	2	28	90.6
Career		2	2	89	63	70.8	605	6.8	2	2	28	2	28	87.5



DARRYL SHARPTON INSIDE LINEBACKER

51

Height: 5-11 | Weight: 235 | College: Miami (Fla.) |
Hometown: Coral Gables, Fla. | 4th NFL Season |
4th with Texans | Age as of Kickoff Weekend 2013: 25 |
Acquired: D4a-10 (102nd overall) | 2013 GP/GS: 10/4 |
Career GP/GS (Playoffs): 37/16 (0/0) | Teams: Houston, 2010-13 |

TRANSACTIONS: Selected by Houston Texans in the fourth round (102nd overall) of the 2010 NFL Draft... Signed by Texans on June 11, 2010...Placed on injured reserve on Dec. 29, 2010...Placed on injured reserve on Nov. 2, 2011...Placed on PUP list on Aug. 26, 2012...Signed by Texans off PUP to active roster on Nov. 17, 2012...Placed on injured reserve on Jan. 1, 2012.

2013 (Houston 10/4):

- Has played in 10 games at ILB this season, with four starts
- Inactive at San Diego (9/9) in Week 1
- Recorded six tackles (four solo) and a pass defended vs. Tennessee (9/15) in Week 2
- Recorded a season-high nine tackles (six solo) at Kansas City (10/20) in Week 7
- Replaced ILB Brian Cushing in the starting lineup after he was placed on IR (10/28) and made six tackles (four solo) vs. Indianapolis (11/3) in Week 9
- Recorded 15 tackles (nine solo) at Arizona (11/10) in Week 13
- Established a career and franchise-high with 19 tackles (11 solo) vs. Oakland (11/17) in Week 11
- Notched 15 tackles (five solo) vs. Jacksonville (11/24) in Week 12

2012 (Houston 7/6):

- Finished with 39 tackles (18 solo), one interception and a fumble recovery in seven games.
- Placed on the Physically Unable to Perform (PUP) list (8/26)
- Activated off of PUP on to active roster (11/17)
- Made his season debut vs. Jacksonville (11/18), collecting seven tackles (four solo)
- Recovered his first career fumble and had a career-high 13 tackles (five solo) at Detroit (11/22)
- Registered his first career interception and had seven tackles (three solo) at Tennessee (12/2)
- Made six tackles (two solo) at New England (12/10)
- Recorded three tackles (two solo) vs. Indianapolis (12/16)
- Had two tackles vs. Minnesota (12/23)
- Registered one tackle and pass defended at Indianapolis (12/30)
- Placed on injured reserve (1/1/13)

2011 (Houston 8/0):

- Made a season-high three solo tackles in the season opener vs. Indianapolis (9/11)
- Had two solo tackles vs. Oakland (10/9), at Baltimore (10/16) and at Tennessee (10/23)
- Placed on injured reserve after suffering an injury to his quadricep vs. Jacksonville (11/2)

2010 (Houston 12/6):

- Saw action in 12 games with six starts; five at weakside linebacker and one at middle linebacker
- Made 21 tackles (13 solo) in his rookie campaign along with one sack
- Saw action on special teams where he led the squad with two tackles vs. San Diego (11/7)
- Made the first start of his professional career at weakside linebacker and made five tackles (three solo) including two for a loss and two special teams tackles at New York Jets (11/21)
- Recorded six tackles (three solo) including the first sack of his NFL career vs. Baltimore (12/13)
- Started his fifth straight game at weakside linebacker and made five tackles (three solo) at Tennessee (12/19)
- Notched his first start at middle linebacker and made five tackles (four solo) at Denver (12/26)
- Placed on injured reserve (12/29) after injuring his shoulder at Denver (12/26)

COLLEGE:

- Started 30-of-52 games at Miami, including 18 at middle linebacker, nine at strongside linebacker and three at weakside linebacker
- Recorded 255 tackles (154 solo) that included 2.5 sacks for minus-24 yards and 27 stops for losses totaling 75 yards
- Caused and recovered a fumble, deflected nine passes, fielded six short kickoffs for 40 yards and had a 73-yard interception return for a touchdown
- Started 12-of-13 games as a senior and led the team with a career-high 106 tackles (65 solo) as well as a forced fumble, three passes defended and an interception which he returned for a 73-yard touchdown
- Started nine games as a junior and finished fourth on the team with 58 tackles (33 solo) that included 1.5 sacks for minus-14 yards and six stops for losses of 24 yards; recovered a fumble and broke up two passes
- Played in 11 games as a sophomore and ranked sixth on the team with 46 tackles (30 solo), adding one stop for a 12-yard loss
- Named third-team Freshman All-American by The Sporting News and College Football News in 2006 and was selected to The Sporting News ACC All-Freshman team
- Received a medical hardship waiver in 2005
- Graduated with a degree in finance

PERSONAL:

- Played both offense and defense throughout his career at Coral Gables (Fla.) High School, and also returned kickoffs and blocked four punts
- As a senior in 2004, he finished with 96 tackles (three for loss), two interceptions and four blocked punts
- Selected to play in the Cali/Florida Bowl, but declined the invitation
- As a junior, recorded 110 tackles and one interception for a touchdown
- Ranked as the nation's 28th best outside linebacker prospect by Rivals.com and was chosen All-

Dade County while ranking as the 10th-best prospect in Dade County by the Miami Herald

- Was in his school's International Baccalaureate Program
- Presently enrolled in post-graduate school at Miami
- Uncle is renowned activist Rev. Al Sharpton

Sharpton's 2013 Season Statistics

Date	Opp	GP	GS	TotSoloAsst	Sk	Yds	Int	Yds	Lg	TD	PD	FF	FR	Yds	TD
9/9	at SD	0	0	0	0	0.0	0	0	0	—	0	0	0	0	0
9/15	vs. TEN	1	0	6	4	2	0.0	0	0	0	—	0	1	0	0
9/22	at BAL	1	0	8	4	4	0.0	0	0	0	—	0	0	0	0
9/29	vs. SEA	1	0	7	4	3	0.0	0	0	0	—	0	0	0	0
10/6	at SF	1	0	5	4	1	0.0	0	0	0	—	0	0	0	0
10/13	vs. STL	1	0	2	1	1	0.0	0	0	0	—	0	0	0	0
10/20	at KC	1	0	9	6	3	0.0	0	0	0	—	0	0	0	0
11/3	vs. IND	1	1	6	4	2	0.0	0	0	0	—	0	0	0	0
11/10	at ARI	1	1	15	9	6	0.0	0	0	0	—	0	0	0	0
11/17	vs. OAK	1	1	19	11	8	0.0	0	0	0	—	0	0	0	0
11/24	vs. JAC	1	1	15	5	10	0.0	0	0	0	—	0	0	0	0
12/1	vs. NE	0	0	0	0	0	0.0	0	0	0	—	0	0	0	0
12/5	at JAC	0	0	0	0	0	0.0	0	0	0	—	0	0	0	0
12/15	at IND	0	0	0	0	0	0.0	0	0	0	—	0	0	0	0
12/22	vs. DEN	0	0	0	0	0	0.0	0	0	0	—	0	0	0	0
12/29	at TEN	0	0	0	0	0	0.0	0	0	0	—	0	0	0	0
2013 Totals		10	4	92	52	40	0.0	0	0	0	0	1	0	0	0

Sharpton's Career Statistics

Year	Team	GP	GS	TotSoloAsst	Sk	Yds	Int	Yds	Lg	TD	PD	FF	FR	Yds	TD
2010	Hou	12	6	21	13	8	1.0	9.0	0	0	0	0	0	0	0
2011	Hou	8	0	9	9	0	0.0	0.0	0	0	0	0	0	0	0
2012	Hou	7	6	39	18	21	0.0	0.0	1	-2	0	0	2	1	0
2013	Hou	10	4	92	52	40	0.0	0.0	0	0	0	1	0	0	0
Career		37	16	161	92	69	1.0	9.0	1	-2	0	3	0	1	0

Sharpton's Career Highs

Tackles	19	vs. Oakland (11/17)
Sacks	1.0	vs. Baltimore (J. Flacco), 12/13/10
Interceptions	1	at Tennessee, 12/2/12
Fumbles Recovered	1	at Detroit, 11/22/12
Passes Defended	1	three times, most recent: vs. Tennessee, 9/15/13

Additional Statistics

Special Teams Tackles: 2013 - 1



ANTONIO SMITH DEFENSIVE END

94

Height: 6-4 | Weight: 290 | College: Oklahoma State |
Hometown: Oklahoma City, Okla. | 9th NFL Season |
5th with Texans | Age as of Kickoff Weekend 2013: 31 |
Acquired: UFA-'09 (Arizona) | 2013 GP/GS: 10/10 |
Career GP/GS (Playoffs): 135/112 (8/7) |
Teams: Arizona, 2004-08; Houston, 2009-13 |

TRANSACTIONS: Selected by Arizona Cardinals in the fifth round (135th overall) of the 2004 NFL Draft... Signed by Cardinals on July 27, 2004... Released by Cardinals on Sept. 5, 2004... Re-signed by Cardinals to practice squad on Sept. 6, 2004... Signed by Cardinals to active roster on Dec. 15, 2004... Assigned by Cardinals to Hamburg Sea Devils in 2005 NFL Europe enhancement allocation program on Feb. 14, 2005... Released by Cardinals on Sept. 4, 2005... Re-signed by Cardinals to practice squad on Sept. 8, 2005... Signed by Cardinals to active roster on Oct. 6, 2005... Re-signed with Cardinals on April 5, 2007... Re-signed with Cardinals on April 3, 2008... Signed by Houston Texans on March 1, 2009.

HONORS:

- Pro Bowl (2012)

CAREER:

- Joined the Texans as an unrestricted free agent prior to the 2009 season
- Started 73-of-74 games in his five seasons in Houston and has registered 188 tackles, 27.0 sacks, seven forced fumbles and three fumble recoveries
- Played in 61 games with 39 starts over five seasons with the Arizona Cardinals
- Spent the spring of 2005 with the Hamburg Sea Devils of NFL Europe, starting 9-of-10 games and finished with six sacks, 28 tackles and a forced fumble while earning All-NFL Europe honors
- Worked his way up from the Cardinals practice squad to become a regular starter, eventually starting all three playoff games for the Cardinals in their run to Super Bowl XLII

2013 (Houston 10/10):

- Has started in nine games at DE this season after being suspended for Week 1 at San Diego (9/9)
- Recorded three solo tackles and 0.5 sacks vs. Tennessee (9/15) in Week 2
- Started at DE and recorded three tackles (two solo), a sack and a forced fumble at Baltimore (9/22) in Week 3
- Tallied five tackles (four solo) and a sack vs. Seattle (9/29) in Week 4
- Recorded five tackles (three solo) and tied his career-high with two sacks vs. Indianapolis (11/3) in Week 9
- Notched a career-high eight tackles (two solo) at Arizona (11/10) in Week 10
- Added 0.5 sacks and three tackles (one solo) vs. Jacksonville (11/24) in Week 12

2012 (Houston 16/16, 2/2):

- Set career-highs with 7.0 sacks and three passes defended on the season
- Named one of the defensive captains for the 2012 season
- Assisted on a sack of Ryan Tannehill in the season opener vs. Miami (9/9)
- Made three tackles (one solo) including assisting on a sack at Jacksonville (9/16)
- Made three tackles (two solo) and had two quarterback hits at Denver (9/23)
- Sacked Matt Hasselbeck for a 1-yard loss, forcing a fumble on the play vs. Tennessee (9/30)
- Registered a season-high six tackles (three solo) one quarterback hit at the New York Jets (10/8)
- Registered his third and fourth sacks of the season when he dropped Joe Flacco on consecutive plays in the fourth quarter vs. Baltimore (10/21)
- Collected two passes defended vs. Jacksonville (11/18)
- Recorded three tackles (two solo) and a pass defended at Detroit (11/22)
- Made three tackles including a sack for a 9-yard loss, forced a fumble and recovered a fumble at Tennessee (12/2)
- Sacked Andrew Luck for a 9-yard loss and collected two tackles vs. Indianapolis (12/16)
- Registered five tackles vs. Minnesota (12/23)
- Set a career high for sacks with 7.0 when he sacked QB Andrew Luck for a loss of 7 yards in the second quarter at Indianapolis (12/30)
- Collected two tackles in AFC Wild Card Playoff vs. Cincinnati (1/5/13)
- Made one tackle and had three quarterback hits in AFC Divisional Playoff at New England (1/13/13)

2011 (Houston 16/16, 2/2):

- Named one of the defensive captains for the 2011 season and finished second on the team with 6.5 sacks along with one forced fumble and 25 tackles (19 solos)
- Recorded one sack for a loss of 7 yards, one forced fumble and two quarterback pressures to go along with three tackles (one solo) in the season opener vs. Indianapolis (9/11)
- Made two solo tackles, one sack for a loss of 9 yards and one pass defended at Miami (9/18)
- Recorded a sack in his third straight game for the second time in his career at New Orleans (9/25)
- Made two solo tackles vs. Pittsburgh (10/2), including a fourth-quarter sack of Ben Roethlisberger
- Had three solo tackles and two hits on the quarterback at Baltimore (10/16)
- Sacked Matt Hasselbeck twice in the season finale vs. Tennessee (1/1/12), giving him a career-high 6.5 sacks on the season
- Sacked Andy Dalton for an 8-yard loss as part of a five-tackle day in AFC Wild Card Playoff vs. Cincinnati (1/7/12)
- Recorded three tackles (two solo) in AFC Divisional Playoff at Baltimore (1/15/12)

2010 (Houston 16/16):

- Named one of the defensive captains for the 2010 season
- Started all 16 games while registering 38 tackles (23 solo) and four sacks
- Assisted on a sack and had three quarterback hits and a pass defended vs. Indianapolis (9/12)
- Made four solo tackles, two sacks and forced a fumble at Oakland (10/3)
- Recorded three tackles (two solo) and had a pass defended vs. Kansas City (10/17)
- Had four solo tackles and assisted on a sack with Mario Williams vs. San Diego (11/7)

- Registered four tackles (two solo) and had a hit on the quarterback at the New York Jets (11/21)
- Notched two tackles (one solo) and two hits on the quarterback vs. Tennessee (11/28)
- Made his fourth sack of the season as part of a three-tackle day including two for a loss at Tennessee (12/19)
- Assisted on three tackles and had four quarterback hits in the season finale vs. Jacksonville (1/2/11)

2009 (Houston 16/15):

- Made 34 tackles including 4.5 sacks, two forced fumbles and two fumble recoveries
- Made his Texans debut, starting at defensive end and recording three solo tackles and a forced fumble vs. the New York Jets (9/13)
- Made two solo tackles, including one for a loss vs. Oakland (10/4) as well as recording two quarterback hits and recovering a fumble
- Assisted on one tackle and recovered a fumble at Cincinnati (10/18)
- Made his first sack as a Texan and had two tackles (two solo), three quarterback hits and one tackle for a loss at Buffalo (11/1)
- Had two solo tackles, one sack for a loss of 6 yards and a forced fumble at Indianapolis (11/8)
- Made three solo tackles, including one for a loss and a quarterback hit vs. Tennessee (11/23)
- Teamed with DE Connor Barwin on a 10-yard sack of Jaguars QB David Garrard at Jacksonville (12/6), finishing with two total tackles and two quarterback hits
- Made four tackles (three solo) at St. Louis (12/20) including a sack of Rams QB Keith Null for a loss of 8 yards
- Had two tackles (one solo), three quarterback hits and combined with DT Jeff Zgonina for a sack on Chad Henne for a loss of 8 yards at Miami (12/27)

2008 (Arizona 16/10, 4/3):

- Started 10 regular-season games and three playoff games for the NFC Champion Cardinals, including Super Bowl XLII
- Finished with 41 total tackles (31 solo), 3.5 sacks, two forced fumbles and three fumble recoveries
- Recorded three solo tackles and his first sack of the season for an 8-yard loss at Seattle (11/16)
- Recorded four solo tackles, including two solos, and a half-sack at Philadelphia (11/27)
- Started and recorded a season-high five solo tackles and one sack vs. Minnesota (12/14)
- Made three solo tackles and a sack in playoff-clinching win vs. Seattle (12/28)
- Had three solo tackles and a sack in NFC Wild Card Playoff win against Atlanta (1/3/09)
- Started and recorded two solo tackles and a sack in NFC Divisional Playoff win at Carolina (1/10/09)
- Started and had one solo tackle in NFC Championship Game victory against Philadelphia (1/18/09)
- Started and notched two tackles, including one solo, in Super Bowl XLII vs. Pittsburgh (2/1/09)

2007 (Arizona 16/13):

- Started 13-of-16 games and registered a career-high 60 tackles and 5.5 sacks while finishing tied for third in the NFL in defensive fumble recoveries with three
- Recovered a second-quarter fumble at 49ers 36-yard line to set up touchdown in the season opener at San Francisco (9/10)
- Led team with one sack and one quarterback hit in the home opener vs. Seattle (9/16)
- Tied season highs with seven total tackles and five unassisted tackles as well as recorded one sack and one tackle for loss vs. Pittsburgh (9/30)
- Recorded one quarterback hit and one sack vs. Carolina (10/14) to set a then-single-season career high with 3.5 sacks in six games
- Totaled one forced fumble, two quarterback hits and recovered a fumble and advanced it to the Arizona 49 yard-line in the third quarter that led to a touchdown vs. Detroit (11/11)
- Recovered first-quarter fumble as well as one quarterback pressure and one quarterback hit vs. Cleveland (12/2)

2006 (Arizona 16/8):

- Appeared in all 16 games for the first time in his career, starting eight, while also recording 25 tackles
- Recorded one tackle and recovered his first career fumble late in the fourth quarter vs. St. Louis (9/24)
- Had four tackles while registering his first sack of the season when he corralled Michael Vick in the second quarter at Atlanta (10/1)
- Earned his first start of the season at defensive tackle, collected two tackles and two quarterback pressures vs. Chicago (10/16)
- Collected three tackles, a half sack and a quarterback pressure at St. Louis (12/3)
- Had four tackles, one sack and a quarterback pressure vs. Seattle (12/10)
- Collected five tackles, two tackles for a loss and a fumble recovery which he picked up and ran back four yards for a touchdown vs. Denver (12/17)

2005 (Arizona 11/8):

- Made his first career start at Detroit (11/13) and recorded three tackles including one for a loss
- Recorded two tackles and forced a fumble vs. Jacksonville (11/27)
- Recorded his first two career sacks at Houston (12/18) bringing down David Carr while also adding one tackle
- Sacked Jim Sorgi for his third sack of the season at Indianapolis (1/1/06)

2004 (Arizona 2/0):

- Signed to the 53-man active roster on 12/15 after spending the first 13 weeks as a member of the practice squad
- Saw action on defense in his first game on the active roster vs. St. Louis (12/19) and at Seattle (12/26) and recorded one QB pressure

COLLEGE:

- Two-year starter at Oklahoma State after transferring from Northeastern Oklahoma A&M College
- Though his senior season was shortened by a leg injury, still managed to record two-year totals of 60 tackles (30 solos), 8.5 sacks, seven quarterback pressures and three pass deflections in 24 games

SMITH, ANTONIO

PERSONAL:

- Attended John Marshall (Oklahoma City, Okla.) High School where he was named all-city and honorable mention all-state as a senior
- Did not begin playing football until ninth grade at the urging of a friend
- Also lettered in track and earned all-city recognition in shot put

Smith's season Statistics

Date	Opp	GP	GS	TotSoloAsst	Sk Yds	Int Yds	Lg	TD	PD	FF	FR	Yds	TD
9/9	at SD	0	0	0	0	0	0.0	0	0	0	0	0	0
9/15	vs. TEN	1	1	3	3	0	0.5	0	0	0	0	0	0
9/22	at BAL	1	1	3	2	1	1.0	2	0	0	1	0	0
9/29	vs. SEA	1	1	5	4	1	1.0	7	0	0	0	0	0
10/6	at SF	1	1	2	1	1	0.0	0	0	0	0	0	0
10/13	vs. STL	1	1	6	3	3	0.0	0	0	0	0	0	0
10/20	at KC	1	1	3	1	2	0.0	0	0	0	0	0	0
11/3	vs. IND	1	1	5	3	2	2.0	13	0	0	0	0	0
11/10	at ARI	1	1	8	2	6	0.0	0	0	0	0	0	0
11/17	vs. OAK	1	1	6	4	2	0.0	0	0	0	0	0	0
11/24	vs. JAC	1	1	3	1	2	0.5	3.5	0	0	0	0	0
12/1	vs. NE	0	0	0	0	0	0.0	0	0	0	0	0	0
12/5	at JAC	0	0	0	0	0	0.0	0	0	0	0	0	0
12/15	at IND	0	0	0	0	0	0.0	0	0	0	0	0	0
12/22	vs. DEN	0	0	0	0	0	0.0	0	0	0	0	0	0
12/29	at TEN	0	0	0	0	0	0.0	0	0	0	0	0	0
2013 Totals		10	10	44	24	20	5.0	25.0	0	0	0	1	0

Smith's Career Statistics

Year	Team	GP	GS	TotSoloAsst	Sk Yds	Int Yds	Lg	TD	PD	FF	FR	Yds	TD
2004	Ari	2	0	0	0	0	0.0	0.0	0	0	0	0	0
2005	Ari	11	8	16	16	0	3.0	16.0	0	0	0	0	0
2006	Ari	16	8	25	15	10	2.5	9.0	0	0	0	2	4
2007	Ari	16	13	44	37	7	5.5	35.0	0	0	0	1	3
2008	Ari	16	10	41	31	10	3.5	24.0	0	0	0	2	3
2009	Hou	16	15	34	26	8	4.5	25.0	0	0	0	1	2
2010	Hou	16	16	38	23	15	4.0	28.0	0	0	0	2	1
2011	Hou	16	16	25	19	6	6.5	44.5	0	0	0	2	1
2012	Hou	16	16	51	35	16	7.0	51.0	0	0	0	3	2
2013	Hou	10	10	44	24	20	5.0	25.0	0	0	0	1	0
Career		135	112	318	226	92	41.5	257.5	0	0	0	8	11

Smith's Career Highs

Tackles	8	at Arizona, 11/10/13
Sacks	2	three times, last vs. Indianapolis (A. Luck), 11/3/13
Forced Fumbles	1	Eight times, most recent: at Tennessee, 12/2/12
Fumble Recoveries	1	Nine times, most recent: at Tennessee, 12/2/12
Touchdowns	1	vs. Denver, 4-yard FR, 12/17/06
Passes Defensed	2	vs. Jacksonville, 11/18/12

Smith's Career Playoff Statistics

Date	Opp.	GP	GS	TotSoloAsst	Sk Yds	Int Yds	Lg	TD	PD	FF	FR	Yds	TD
1/3/09	vs. ATL (WC)	1	0	3	3	0	1.0	3.0	0	0	0	0	0
1/10/09	at CAR (Div)	1	1	2	2	0	1.0	7.0	0	0	0	1	1
1/18/09	vs. PHI (Conf)	1	1	1	0	0.0	0.0	0	0	0	0	0	0
2/1/09	vs. PIT (SB)	1	1	2	1	1	0.0	0.0	0	0	0	0	0
1/7/12	vs. CIN (WC)	1	1	5	5	0	1.0	8.0	0	0	0	0	0
1/15/12	at BAL (Div)	1	1	3	2	1	0.0	0.0	0	0	0	0	0
1/5/13	vs. CIN (WC)	1	1	2	2	0	0.0	0.0	0	0	0	0	0
1/13/13	at NE (Div)	1	1	1	1	0	0.0	0.0	0	0	0	0	0
Career		8	7	19	17	2	3.0	18.0	0	0	0	1	1



WADE SMITH GUARD

74

Height: 6-4 | Weight: 295 | College: Memphis |
Hometown: Dallas, Texas | 11th NFL Season |
4th with Texans | Age as of Kickoff Weekend 2013: 32 |
Acquired: UFA-'10 (Kansas City) | 2013 GP/GS: 11/11 |
Career GP/GS (Playoffs): 133/93 (5/4) | Teams: Miami, 2003-05;
New York Jets, 2006-07; Kansas City, 2008-09; Houston, 2010-12 |

TRANSACTIONS: Selected by Miami Dolphins in the third round (78th overall) of the 2003 NFL Draft... signed by Dolphins on July 28, 2003...Placed on injured reserve on Sept. 4, 2005...Released by Dolphins on Sept. 12, 2006...Signed by New York Jets on Sept. 15, 2006...Signed by Jets on March 12, 2007... Signed by Kansas City Chiefs on April 21, 2008...Signed by Houston Texans as unrestricted free agent on March 16, 2010.

HONORS:

- Pro Bowl selection (2013)
- 2010 USA Today All-Joe Team
- Madden Most Valuable Protectors Award (Week 7, 2011; Week 4, 2012; Week 13, 2012)

CAREER:

- Started all 16 games in each of his first three seasons in Houston
- Played the majority of his snaps with the Kansas City Chiefs (2008-09) at right guard and center
- Worked primarily at tackle with the New York Jets (2006-07)
- Former third-round selection of Miami, started all 16 games at left tackle for the Dolphins as a rookie in 2003
- Has played in 133 career games with 93 starts and has played in five postseason contests

2013 (Houston 11/11):

- Has started at LG in all 11 games this season
- Started at LG and helped block for an offense that produced 449 yards at San Diego (9/9) in Week 1
- Started at LG and helped pave the way for 172 yards on the ground vs. Tennessee (9/15) in Week 2
- Started at LG and blocked for an offense that produced 476 yards of offense vs. Seattle (9/29) in Week 4
- Started at LG and blocked for an offense that produced a season-high 483 yards vs. Indianapolis (11/3)

2012 (Houston 16/16, 2/2):

- Started all 16 games for the third consecutive season, earning a selection to the AFC Pro Bowl team for the first time in his career
- Part of an offensive line that cleared the way for Texans running backs to rush for 216 yards and three touchdowns while not allowing Matt Schaub to be sacked at Jacksonville (9/17)
- Helped provide protection for Schaub, enabling him to tie a career-high with four touchdown passes at Denver (9/23)
- Helped Arian Foster rush for 152 yards and a touchdown at the New York Jets (10/8)
- Part of an offense that set a franchise record by scoring 43 points vs. Baltimore (10/21)
- Helped Foster go over 100 yards for the fourth time this season as he gained 111 yards on 24 carries and scored a touchdown vs. Buffalo (11/4)
- Part of an offense that set a franchise record with 653 yards of offense and tied the franchise scoring record with 43 points vs. Jacksonville (11/18) and put up another 501 yards at Detroit (11/22)
- Paved the way for Foster to rush for 140 yards while not allowing Schaub to be sacked in the AFC Wild Card Playoff vs. Cincinnati (1/5/13)
- Paved the way for Foster to rush for 90 yards while only allowing Schaub to be sacked one time in the AFC Divisional Playoff at New England (1/13/13)

2011 (Houston 16/16, 2/2):

- Started all 16 games for an offense that averaged 153.0 rushing yards per game
- Paved the way for Ben Tate to rush for 116 yards vs. Indianapolis (9/11) and 103 yards at Miami (9/18)
- Provided pocket protection enabling Matt Schaub to throw for 373 yards and three touchdowns at New Orleans (9/25)
- Helped control the line of scrimmage, clearing the way for Arian Foster to rush for 155 yards and a touchdown vs. Pittsburgh (10/2)
- Recovered two fumbles, including one in the end zone for his first career touchdown at Baltimore (10/16)
- Part of an offense that put up 518 total yards, the third-highest in team history, which included two 100-yard rushers and a 100-yard receiver at Tennessee (10/23)
- Cleared holes on the offensive line enabling the Texans to rush for a franchise-record 261 yards, including two 100-yard rushers for the second time this season, vs. Cleveland (11/6)
- Paved the way for Foster to become the first player to rush for over 100 yards on the Falcons defense this season when he went for 111 yards on 31 carries vs. Atlanta (12/4)
- Helped Foster go over 100 yards for the sixth time this season and over 1,000 yards rushing for the second consecutive season vs. Carolina (12/18)
- Cleared holes on the offensive line for Foster to rush for 153 yards in AFC Wild Card Playoff vs. Cincinnati (1/7/12)
- Paved the way for Foster to rush for 132 yards, the most Baltimore's defense has ever given up in a postseason game, in AFC Divisional Playoff (1/15/12)

2010 (Houston 16/16):

- Started every game at left guard for an offense that set a franchise record averaging 386.6 yards per game to rank third in the NFL and produced the NFL's leading rusher
- Made his Texans debut, started at left guard and helped pave the way for Foster's franchise-record

- 231 yards rushing vs. Indianapolis (9/12)
- Provided pocket protection for Schaub, enabling him to throw for a franchise-record 497 yards and three touchdowns at Washington (9/19)
- Helped Texans running backs rush for 249 yards while allowing no sacks at Oakland (10/3)
- Provided protection for Schaub during his AFC Player of the Week performance vs. Kansas City (10/17)
- Cleared holes at left guard, allowing Foster to rush for 127 yards vs. San Diego (11/7)
- Opened holes for Foster to rush for 143 yards vs. Tennessee (11/28)
- Recovered a fumble at Tennessee (12/19)
- Paved the way for Foster to rush for 180 yards vs. Jacksonville (1/2/11) and wrap up the 2010 NFL rushing title

2009 (Kansas City 16/9):

- Played in all 16 games with nine starts in his second season with the Chiefs

2008 (Kansas City 15/7):

- Played in 15 games on special teams and saw duty in 10 contests on offense
- Started seven games, opening six games at right guard and one at center

2007 (New York Jets 14/0):

- Appeared as a reserve in 14 games

2006 (New York Jets 7/0, 1/0):

- Played in seven games as a reserve offensive lineman
- Appeared in an AFC Wild Card at New England (1/7/07)

2005 (Miami 0/0):

- Spent the entire season on injured reserve with a right forearm injury suffered in training camp

2004 (Miami 6/2):

- Saw action in six contests with two starts and was inactive for 10 games
- Started at left tackle vs. Tennessee (9/11) and at Cincinnati (9/19)

2003 (Miami 16/16):

- Started all 16 games at left tackle
- Was a consensus all-rookie selection and the club's Newcomer of the Year by the South Florida media
- Started his first career NFL contest at left tackle vs. the N.Y. Jets (9/3)

COLLEGE:

- Four-year letterman and two-year starter at Memphis
- Saw action at tight end his first two seasons before switching to tackle as a junior
- Played in 45 games (29 starts)
- Named second-team All-Conference USA as a senior in 2002
- Named the team's Offensive Lineman of the Year as a junior in 2001
- Graduated from Memphis with a degree in finance

PERSONAL:

- Was a two-year letterman as a tight end at Lake Highlands High School in Dallas
- Married to wife, Chareta, with a son, Nicholas, and two daughters, Arissa and Aalyiah

Smith's Career Statistics:

- Games/Starts: 2003: 16/16; 2004: 6/2; 2005: 0/0; 2006: 7/0; 2007: 14/0; 2008: 15/7; 2009: 16/9; 2010: 16/16; 2011: 16/16; 2012: 16/16; 2013: 11/11 Total: 133/93.
- Postseason Games/Starts: 2006: 1/0; 2011: 2/2; 2012: 2/2; Total: 5/4.
- Tackles: 6 total; 2009 – 4, 2011 – 2



JAWANZA STARLING 29

FREE SAFETY

Height: 6-0 | Weight: 206 | College: Southern California |
Hometown: Tallahassee, Fla. | Rookie |
First with Texans | Age as of Kickoff Weekend 2013: 22 |
Acquired: CFA-'13 | 2013 GP/GS: 1/0 |

TRANSACTIONS: Signed by the Houston Texans on May 10, 2013...Released by Texans on Aug. 31, 2013...Signed by the New York Giants to the practice squad on Sept. 2, 2013...Re-signed by Texans to the active roster on Nov. 13, 2013.

2013 (Houston 1/0):

- Signed to the active roster from the Giants practice squad on Nov. 13
- Made his Texans debut primarily on special teams vs. Oakland (11/17)
- Inactive in Week 12

College Career Notes:

- Started 33-of-42 games he played in at strong safety at USC
- Started the final 33 games of his career and totaled 128 tackles (80 solo), four interceptions, 11 pass breakups, one forced fumble and three fumble recoveries, including one for an 80-yard touchdown
- Also was an outfielder on the 2010 USC baseball team, appearing in nine games with two starts in centerfield and batted .300 (3-for-10) with one RBI, two runs scored and a stolen base

2012 (Senior):

- Started all 13 games at strong safety and recorded 42 tackles, three interceptions, four pass breakups, one forced fumble and one fumble recovery
- Returned an interception 34 yards against Stanford
- Also had interceptions against Washington and Arizona
- Recorded two tackles, including one for a loss and had an interception and fumble recovery against Washington
- Tied a career high with nine tackles against Oregon
- Posted eight tackles against Notre Dame

2011 (Junior):

- Started 11 games and had 48 tackles, including 3.5 for losses, plus two fumble recoveries (one for a touchdown) and two pass deflections
- Injured his ribs and shoulder against Stanford and missed the Colorado game
- Had five tackles and a deflection against Arizona State and six tackles (one for a loss) at California
- Posted four tackles (0.5 for loss) and made a momentum-changing 80-yard fumble return for a touchdown at Notre Dame.
- Made 5 tackles against Stanford and four tackles (one for a loss) and a deflection against Washington
- Recorded six tackles (one for a loss) and a fumble recovery at Oregon
- Set a season high with nine tackles versus UCLA

2010 (Sophomore):

- Started USC's first nine games at strong safety before he was sidelined the final four games with a strained hamstring
- Totaled 37 tackles, an interception and a deflection
- Had 5 tackles against both Hawaii and Virginia
- Made four tackles and an interception at Minnesota

2009 (Freshman):

- Saw limited action as a backup free safety and played on special teams as a true freshman in 2009, playing in nine games and making one tackle
- Strained his hamstring at Oregon and missed the Arizona State game

High School:

- Sporting News Top 100, Super Prep All-American, Prep Star All-American, Super Prep All-Dixie and Prep Star All-Southeast as a senior defensive back at Lincoln High in Tallahassee (Fla.)
- Made 50 tackles as a senior in 2008, leading Lincoln to the Florida state 4A championship game
- As a junior in 2007, he had 98 tackles, 10 tackles for losses, five forced fumbles and two interceptions
- He was a three-year starter who also played baseball at Lincoln

Personal:

- Majored in public policy, management and planning
- His cousin, Bryan Evans, was a defensive back at Georgia (2006-09)

Starling's College Career Defensive Statistics

Year	G	GS	Tot	Tackles		Sk	Yds	Interceptions			Fumbles	
				Solo	Asst			No	Yds	PBU	FF	FR
2009	9	0	1	1	0	0.0	0	0	0	0	0	0
2010	9	9	37	22	15	0.0	0	1	0	3	0	0
2011	11	11	48	33	15	0.0	0	0	0	4	0	2
2012	13	13	42	24	18	0.0	0	3	52	4	1	1
Totals	42	33	128	80	48	0.0	0	4	52	11	1	3

Additional Statistics:

Defense: 4.5 tackles for loss in his career; returned a fumble 80 yards for a touchdown against Notre Dame in 2011

Starling's 2013 Season Statistics

Date	Opp	GP	GS	Tot	Solo	Asst	Sk	Yds	Int	Yds	Lg	TD	PD	FF	FR	Yds	TD
9/9	at SD			Not With Team													
9/15	vs. TEN			Not With Team													
9/22	at BAL			Not With Team													
9/29	vs. SEA			Not With Team													
10/6	at SF			Not With Team													
10/13	vs. STL			Not With Team													
10/20	at KC			Not With Team													
11/3	vs. IND			Not With Team													
11/10	at ARI			Not With Team													
11/17	vs. Oak	1	0	0	0	0	0.0	0.0	0	0	--	0	0	0	0	0	0
11/24	vs. JAC	0	0	0	0	0	0.0	0.0	0	0	--	0	0	0	0	0	0
12/1	vs. NE	0	0	0	0	0	0.0	0.0	0	0	--	0	0	0	0	0	0
12/5	at JAC	0	0	0	0	0	0.0	0.0	0	0	--	0	0	0	0	0	0
12/15	at IND	0	0	0	0	0	0.0	0.0	0	0	--	0	0	0	0	0	0
12/22	vs. DEN	0	0	0	0	0	0.0	0.0	0	0	--	0	0	0	0	0	0
12/29	at TEN	0	0	0	0	0	0.0	0.0	0	0	--	0	0	0	0	0	0
2013 Totals		1	0	0	0	0	0.0	0.0	0	0	--	0	0	0	0	0	0



D.J. SWEARINGER SAFETY

36

Height: 5-10 | Weight: 208 | College: South Carolina |
Hometown: Greenwood, S.C. | Rookie |
First with Texans | Age as of Kickoff Weekend 2013: 22 |
Acquired: D2-'13 | 2013 GP/GS: 11/5 |

TRANSACTIONS: Drafted by the Houston Texans with the 57th overall pick and 25th pick of the second round of the 2013 NFL Draft on April 26, 2013...Signed by the Texans on July 23, 2013.

2013 (Houston 11/5):

- Has played in all 11 games at S this season with five starts
- Saw action at S and on special teams in his NFL debut and recorded three tackles (two solo) on defense and one special teams tackle at San Diego (9/9) in Week 1
- Made his first career start at SS and recorded a career-high eight tackles (seven solo) at Kansas City (10/20)
- Tallied five solo tackles and made his first career interception as well as his first two passes defended at Arizona (11/10) in Week 10

College Career Notes:

- Started 33-of-52 games at South Carolina, where he was primarily the free safety, but also lined up in the slot in the nickel packages and at times, either cornerback spot over the course of a game
- Finished with 244 tackles (184 solos) that included 6.5 stops behind the line of scrimmage and three quarterback pressures
- Caused four fumbles and recovered two others, advancing one 65 yards for a vs. Alabama-Birmingham, the longest return of a fumble recovery in school history
- Had six interceptions for 94 yards, returning two interceptions for touchdowns and also deflected 16 passes
- Gained 126 yards on six kickoff returns (21.0 avg)

2012 (Senior):

- A second-team All-Southeastern Conference selection, Swearinger started 12 games at free safety, helped the Gamecocks finish 11th in the nation in total defense (315.5 yards per game), as he recorded 79 tackles (62 solos) with three stops behind the line of scrimmage and one quarterback pressure
- Caused and recovered two fumbles
- Deflected seven passes and gained 72 yards on a pair of interceptions
- Credited with a pair of pass breakups in the season-opening win at Vanderbilt, including one on a fourth-down play on the Commodores' final drive, securing the victory
- Had an interception in the win over East Carolina
- Grabbed a fumble and rammed 65 yards to pay dirt in the win against UAB
- Logged 10 tackles at LSU and credited with a team-leading 10 tackles including eight solo stops in the win over Tennessee
- Had a season-best 13 stops that included 10 solos vs. Arkansas and, with his 69-yard interception return for a score, was named the Walter Camp Foundation National Defensive Player of the Week and the SEC co-Defensive Player of the Week
- Posted 12 tackles against Wofford, giving him 35 tackles over a three-game stretch
- Had two pass breakups and forced a fumble in the Outback Bowl vs. Michigan

2011 (Junior):

- Started all 13 games at safety, recording a career-high 80 tackles (58 solos) with 1.5 stops for losses of four yards, as he caused a fumble, intercepted three passes and deflected three more
- Also chipped in on special teams with two kickoff returns for 39 yards
- Played the first two games of the season at strong safety, before moving to play the free safety spot for the rest of the season
- Had seven tackles against both Georgia and Navy
- Logged his first interception of the year vs. Kentucky
- Had the best game of his Gamecock career at Mississippi State and was named the SEC Co-Defensive Player of the Week after totaling a career-best 12 tackles and intercepting a pass in the waning minutes of the game to preserve the 14-12 win
- Added his third pick in as many games when he intercepted a Tennessee pass near the goal line
- Credited with nine tackles vs. Florida and eight more vs. The Citadel
- Registered seven solo tackles and forced a key fumble in the Capital One Bowl win over Nebraska

2010 (Sophomore):

- Played in all 14 games, starting eight, as he saw action at both free and strong safety
- Finished fourth on the team with 66 tackles (51 solos), including two for loss and had five pass breakups
- Also returned four kickoffs for a 21.8 yard average
- Had four tackles and a forced fumble at Auburn
- Tied for the team lead with a nine tackles in an upset win over top-ranked Alabama in his first career start
- Made seven tackles, including a tackle for loss at Kentucky
- Delivered seven tackles coming off the bench vs. Arkansas
- Made first start at strong safety vs. Florida and had six tackles and a pass breakup
- Picked off a pass vs. Troy and returned it 22 yards for his first career touchdown, as he was also in on five tackles in the game

2009 (Freshman):

- Played in all 13 games and recorded 19 tackles, including 13 solo stops
- Credited with a pass breakup and one quarterback hurry
- Posted three tackles vs. Alabama and three solo stops at Arkansas

High School:

- Attended Greenwood (S.C.) High School, playing football for head coach Shell Dula with fellow Texans rookie OLB Sam Montgomery
- Excelled as a quarterback in the run-option system
- As a sophomore, he rushed for 400 yards and logged 68 tackles with five interceptions
- Ran for 516 yards nine touchdowns and posted 93 tackles and an interception as a junior
- A second-team All-State selection as a senior, he rushed for 904 yards and 12 touchdowns as a senior quarterback and caught 20 passes for 210 yards as a receiver
- Also had 77 tackles, broke up eight passes and caused two fumbles as a safety
- Closed out his career by recording an interception in the Shrine Bowl Game of the Carolinas
- Was rated a three-star prospect that was considered the 20th-best safety in the nation and the 14th-best prospect in South Carolina by Rivals.com
- Received a three-star prospect grade and was regarded as the nation's 82nd-best safety according to Scout.com
- Considered the state's ninth-best player by Super Prep and named to Prep Star's All-Atlantic Region squad in 2008

Personal:

- Retailing Business major
- Born Dayario Jamal Swearinger

Swearinger's College Career Defensive Statistics

Year	G	GS	Tackles					Interceptions				Fumbles			
			Tot	Solo	Asst	Sk	Yds	No	Yds	Lg	TDPBU	FF	FR	FF	FR
2009	13	0	19	13	6	0.0	0.0	0	0	0	1	0	0		
2010	14	8	66	51	15	0.0	0.0	1	22	22	1	5	1	0	
2011	13	13	80	58	22	0.0	0.0	3	0	0	3	1	0		
2012	12	12	79	62	17	0.0	0.0	2	72	69	1	7	2	2	
Totals	52	33	244	184	60	0.0	0.0	6	94	69	2	16	4	2	

Swearinger's College Career Kickoff Statistics

Year	Kickoff Returns				
	No	Yds	Avg	Lg	TD
2010	4	87	21.8	25	0
2011	2	39	19.5	23	0
Totals	6	126	21.0	25	0

Swearinger's 2013 Season Statistics

Date	Opp	GP	GS	Tot	Solo	Asst	Sk	Yds	Int	Yds	Lg	TD	PD	FF	FR	Yds	TD
9/9	at SD	1	0	3	2	1	0.0	0.0	0	0	--	0	0	0	0	0	0
9/15	vs. TEN	1	0	5	5	0	0.0	0.0	0	0	--	0	0	0	0	0	0
9/22	at BAL	1	0	3	3	0	0.0	0.0	0	0	--	0	0	0	0	0	0
9/29	vs. SEA	1	0	1	0	1	0.0	0.0	0	0	--	0	0	0	0	0	0
10/6	at SF	1	0	2	1	1	0.0	0.0	0	0	--	0	0	0	0	0	0
10/13	vs. STL	1	0	4	3	1	0.0	0.0	0	0	--	0	0	0	0	0	0
10/20	at KC	1	1	8	7	1	0.0	0.0	0	0	--	0	0	0	0	0	0
11/3	vs. IND	0	0	0	0	0	0.0	0.0	0	0	--	0	0	0	0	0	0
11/10	at ARI	1	1	5	5	0	0.0	0.0	1	0	0	0	2	0	0	0	0
11/17	vs. OAK	1	1	5	3	2	0.0	0.0	0	0	--	0	0	0	0	0	0
11/24	vs. JAC	1	1	7	4	3	0.0	0.0	0	0	--	0	1	0	0	0	0
12/1	vs. NE	0	0	0	0	0	0.0	0.0	0	0	--	0	0	0	0	0	0
12/5	at JAC	0	0	0	0	0	0.0	0.0	0	0	--	0	0	0	0	0	0
12/15	at IND	0	0	0	0	0	0.0	0.0	0	0	--	0	0	0	0	0	0
12/22	vs. DEN	0	0	0	0	0	0.0	0.0	0	0	--	0	0	0	0	0	0
12/29	at TEN	0	0	0	0	0	0.0	0.0	0	0	--	0	0	0	0	0	0
2013 Totals		11	5	46	35	11	0.0	0.0	1	0	--	0	3	0	0	0	0

Additional Statistics

Special Teams Tackles: 2013 - 4



JEFF TARPINIAN INSIDE LINEBACKER

52

Height: 6-3 | Weight: 240 | College: Iowa |
Hometown: Omaha, Neb. | 2nd NFL Season |
First with Texans | Age as of Kickoff Weekend 2013: 26 |
Acquired: UFA-'13 | 2013 GP/GS: 3/1 | Career GP/GS: 13/2 | Teams: New England 2011-12, Houston 2013 |

Tarpinian's Career Highs

Tackles 16 vs. Oakland, 11/17/13
Passes Defensed 1 vs. Oakland, 11/17/13

Additional Statistics

Special Teams Tackles: 8 total; 2011 - 8

TRANSACTIONS: Signed with New England Patriots as an undrafted free agent on July 27, 2011... Released by Patriots on Sept. 12, 2011... Signed with Patriots to the Practice Squad on Sept. 14, 2011... Signed by Patriots to the active roster on Sept. 22, 2011... Released by Patriots on Aug. 31, 2012... Signed by Patriots to the practice squad on Sept. 1, 2012... Signed by Patriots to the active roster on Oct. 20, 2012... Released by Patriots on Nov. 12, 2012... Signed by Patriots to the practice squad on Nov. 13, 2012... Released by Patriots from practice squad on Sept. 4, 2013... Signed by Carolina Panthers to practice squad on Oct. 9, 2013... Released by Panthers on Oct. 21, 2013... Signed by Houston Texans on Oct. 28, 2013

Career Notes:

- Has played in 12 games with two starts, recording 25 tackles (13 solo) to go along with eight special teams tackles

2013 (Houston 3/1):

- Inactive vs. Indianapolis (11/3) in Week 9
- Made his Texans debut at ILB and recorded four tackles (three solo) at Arizona (11/10) in Week 10
- Recorded a career-high 16 tackles (seven solo) and one pass defensed vs. Oakland (11/17) in Week 11

2012 (New England 3/0):

- Appeared primarily on special teams in three games

2011 (New England 7/1):

- Made the 53-man roster after joining the team as a rookie free agent.
- Appeared in seven games and made one start. Finished the season with four tackles on defense and eight special teams tackles.
- Placed on Injured Reserve with a head injury on Nov. 24, 2011.
- Inactive due to injury vs. Kansas City (11/21).
- Made his first career start at linebacker and registered four tackles in a win at the N.Y. Jets (11/13) on Sunday Night Football.
- Saw his first NFL action vs. Buffalo (9/25).

College:

- Began his college career at Iowa as a defensive back before moving to linebacker during the spring of 2007 following his redshirt freshman season.
- Was a top special teams player as well as a starter at linebacker during his career.
- Recorded 97 total tackles, two sacks, one forced fumble and one fumble recovery.

Personal:

- Born Oct. 16, 1987 in Omaha, Neb.
- Was named the Nebraska Gatorade Player of the Year and won a pair of state titles as an option quarterback.
- Majored in Accounting.

Tarpinian's 2013 Season Statistics

Date	Opp	GP	GS	Tot	Solo	Asst	Sk	Yds	Int	Yds	Lg	TD	PD	FF	FR	Yds	TD
9/9	at SD																
9/15	vs. TEN																
9/22	at BAL																
9/29	vs. SEA																
10/6	at SF																
10/13	vs. STL																
10/20	at KC																
11/3	vs. IND	0	0	0	0	0	0	0.0	0.0	0	0	--	0	0	0	0	0
11/10	at ARI	1	0	4	3	1	0	0.0	0.0	0	0	--	0	0	0	0	0
11/17	vs. OAK	1	1	16	7	9	0	0.0	0.0	0	0	--	0	1	0	0	0
11/24	vs. JAC	1	0	0	0	0	0	0.0	0.0	0	0	--	0	0	0	0	0
12/1	vs. NE	0	0	0	0	0	0	0.0	0.0	0	0	--	0	0	0	0	0
12/5	at JAC	0	0	0	0	0	0	0.0	0.0	0	0	--	0	0	0	0	0
12/15	at IND	0	0	0	0	0	0	0.0	0.0	0	0	--	0	0	0	0	0
12/22	vs. DEN	0	0	0	0	0	0	0.0	0.0	0	0	--	0	0	0	0	0
12/29	at TEN	0	0	0	0	0	0	0.0	0.0	0	0	--	0	0	0	0	0
2013 Totals		3	1	20	10	10	0	0.0	0.0	0	0	--	0	1	0	0	0

Tarpinian's Career Statistics

Year	Team	GP	GS	Tot	Solo	Asst	Sk	Yds	Int	Yds	Lg	TD	PD	FF	FR	Yds	TD
2011	NE	7	1	4	3	1	0	0.0	0.0	0	0	--	0	0	0	0	0
2012	NE	3	0	1	0	0	0	0.0	0.0	0	0	--	0	0	0	0	0
2013	Hou	3	1	20	10	10	0	0.0	0.0	0	0	--	0	1	0	0	0
Career		13	2	25	13	11	0	0.0	0.0	0	0	--	0	1	0	0	0



BEN TATE RUNNING BACK

Height: 5-11 | Weight: 217 | College: Auburn |
Hometown: Salisbury, Md. | 4th NFL Season |
4th with Texans | Age as of Kickoff Weekend 2013: 24 |
Acquired: D2-'10 (58th overall) | 2013 GP/GS: 11/4 |
Career GP/GS (Playoffs): 36/5 (1/0) | Teams: Houston, 2010-13 |

44

TRANSACTIONS: Selected by Houston Texans in the second round (58th overall) of the 2010 NFL Draft... Signed by Texans on July 29, 2010...Placed on injured reserve on Aug. 30, 2010.

HONORS:

- USA Today All-Joe Team (2011)

2013 (Houston 11/4):

- Has seen action at RB in all eight games this season, with one start
- Saw action at RB and rushed nine times for 55 yards (6.1 avg.) and caught two passes for seven yards (3.5 avg.) in Week 1
- Saw action at RB and rushed nine times for 93 yards (10.3 avg.), including a career-long attempt of 60 yards vs. Tennessee (9/15) in Week 2
- Saw action at RB and rushed seven times for 44 yards (6.3 avg.) vs. Seattle (9/29)
- Started at RB (along with RB Arian Foster) and rushed seven times for 28 yards (4.0 avg.) and caught two passes for 12 yards (6.0 avg.) at San Francisco (10/6)
- Became the primary ball carrier when RB Arian Foster left the game early in the first quarter and rushed 22 times for 81 yards (3.7 avg.) vs. Indianapolis (11/3) in Week 9
- Made his second start of the season and rushed 15 times for 56 yards (3.7 avg.) and caught three passes for eight yards at Arizona (11/10) in Week 10
- Started at RB and rushed 19 times for 88 yards (4.6 avg.) and caught four passes for 29 yards (7.3 avg.) vs. Oakland (11/17)
- Caught a career-high five receptions for 26 yards (5.2 avg.) vs. Jacksonville (11/24) in Week 12

2012 (Houston 11/0, 1/0):

- Saw action in 11 games, rushing for 260 yards on 62 carries and two touchdowns
- Named the Offensive Player of the Game after rushing for 74 yards on 12 carries and two touchdowns at Jacksonville (9/16)
- Carried eight times for 26 yards at Denver (9/23)
- Inactive for five games
- Had 10 carries for 47 yards vs. Baltimore (10/21)
- Had 18 yards rushing on three attempts at Tennessee (12/2)
- Rushed for 46 yards on eight carries at New England (12/10) with a long run of 23 yards

2011 (Houston 15/2, 2/0):

- Ranked second on the team with 942 yards rushing in his first full season as a pro
- Made his NFL debut, rushing for 116 yards on 24 attempts and a touchdown vs. Indianapolis (9/11), the most rushing yards in a debut in Texans history
- Rushed for 103 yards on 23 attempts at Miami (9/18), becoming the first Texans running back and one of 11 running backs in NFL history to rush for more than 100 yards in his first two games
- Rushed for 82 yards on 19 carries in his first career start at New Orleans (9/25)
- Had two carries for 20 yards vs. Pittsburgh (10/2) before leaving the game with a groin injury
- Carried nine times for 41 yards at Baltimore (10/16)
- Recorded his third 100-yard game of the season, rushing for 104 yards on 15 carries at Tennessee (10/23)
- Carried the ball five times for 42 yards (8.4 avg.) vs. Jacksonville (10/30)
- Named the Texans Offensive Player of the Game after rushing for 115 yards on 12 carries including a 27-yard touchdown run vs. Cleveland (11/6)
- Rushed 13 times for 63 yards and a touchdown at Tampa Bay (11/13)
- Had five carries for 26 yards (5.2 ypc) at Jacksonville (11/27)
- Carried the ball 11 times for 41 yards vs. Atlanta (12/4)
- Led the team in rushing with 67 yards on eight carries including a season-long of 44 yards at Cincinnati (12/11)
- Started the season finale vs. Tennessee (1/1/12) and rushed 16 times for 97 yards and a touchdown while also catching four passes for 24 yards
- Made his postseason debut, rushing for 37 yards on nine carries in AFC Wild Card Playoff vs. Cincinnati (1/7/12)

2010 (Houston 0/0):

- Missed the entire regular season after suffering a season-ending ankle injury in the first preseason game at Arizona (8/14)

COLLEGE:

- Started 19-of-47 games at Auburn and gained 3,321 yards with 24 touchdowns on 678 carries (4.9 average), adding 53 receptions for 336 yards (6.3 average) and eight kickoff returns for 186 yards (23.3 average)
- Generated 3,843 all-purpose yards, an average of 81.8 yards per game
- Finished his career ranked fifth in school history in rushing yardage (3,321), second in carries (678) and sixth in rushing touchdowns (24)
- Earned second-team All-Southeastern Conference honors from the Associated Press and third-team accolades from the league's coaches as a senior in 2009
- Just the second player in school history (Tommy Lorino, 1956-58) to lead the team in rushing three-straight years
- Selected to the honorable mention Freshman All-American team by The Sporting News in 2006
- Redshirted in 2005

- Graduated in May 2009 with a degree in criminology

PERSONAL:

- Attended Snow Hill (Md.) High School and set several Maryland state records, including most yards rushing in a season (2,886 as a junior) and career (5,920)
- Also set the state record for total offensive yards in a career with 6,123
- Gatorade State Player of the Year as a senior and a two-time consensus All-State pick
- Rushed 542 times for 5,920 yards (10.9 average) and 78 touchdowns in 37 career games played
- Son of Charlotte Green and Ben Tate Jr.

Tate's Season Statistics

Date	Opp	GP	GS	Rush	Yds	Avg	Lg	TD	Rec	Yds	Avg	Lg	TD
9/9	at SD	1	0	9	55	6.1	14	0	2	7	3.5	4	0
9/15	vs. TEN	1	0	9	93	10.3	60	0	3	8	2.7	4	0
9/22	at BAL	1	0	9	36	4.0	10	0	3	7	2.3	6	0
9/29	vs. SEA	1	0	7	44	6.3	22	0	1	1	1.0	1	0
10/6	at SF	1	1	7	28	4.0	11	0	2	12	6.0	8	0
10/13	vs. STL	1	0	10	12	1.2	4	1	3	16	5.3	10	0
10/20	at KC	1	0	15	50	3.3	10	0	2	5	2.5	5	0
11/3	vs. IND	1	0	22	81	3.7	9	0	1	-2	-2.0	-2	0
11/10	at ARI	1	1	15	56	3.7	12	0	3	8	2.7	7	0
11/17	vs. OAK	1	1	19	88	4.6	17	0	4	29	7.3	9	0
11/24	vs. JAC	1	1	7	1	0.1	3	0	5	26	5.2	7	0
12/1	vs. NE	0	0	0	0	--	--	0	0	0	--	--	0
12/5	at JAC	0	0	0	0	--	--	0	0	0	--	--	0
12/15	at IND	0	0	0	0	--	--	0	0	0	--	--	0
12/22	vs. DEN	0	0	0	0	--	--	0	0	0	--	--	0
12/29	at TEN	0	0	0	0	--	--	0	0	0	--	--	0
2013 Totals		11	4	129	544	4.2	60	1	29	117	4.0	10	0

Tate's Career Statistics

Year	Team	GP	GS	Rush	Yds	Avg	Lg	TD	Rec	Yds	Avg	Lg	TD
2011	Hou	15	2	175	942	5.4	56	4	13	98	7.5	14	0
2012	Hou	11	0	65	279	4.3	25	2	11	49	4.5	11	0
2013	Hou	11	4	129	544	4.2	60	1	29	117	4.0	10	0
Career		37	6	369	1,765	4.8	60	7	53	264	5.0	14	0

Tate's Career Highs

Rushing Yards	116	vs. Indianapolis (24 attempts), 9/11/11
Rushing Attempts	24	vs. Indianapolis (116 yards), 9/11/11
Rushing Touchdowns	2	at Jacksonville, 9/16/12
Rushing Long	56	vs. Tennessee, 1/1/12
Receiving Yards	32	at Miami (4 receptions), 9/18/11
Receptions	5	vs. Jacksonville, 11/24/13
Receiving Long	14	at Cincinnati, 12/11/11

Tate's Career Playoff Statistics

Date	Opp.	GP	GS	Rush	Yds	Avg	Lg	TD	Rec	Yds	Avg	Lg	TD
1/7/12	vs. Cin (WC)	1	0	9	37	4.1	9	0	0	0	0.0	0	0
1/15/12	at Bal (Div)	1	0	0	0	0	0	0	0	0	0.0	0	0
1/5/13	vs. Cin (WC)	1	0	2	1	0.5	1	0	0	0	0.0	0	0
Career		3	0	11	38	3.5	9	0	0	0	0.0	0	0



JUSTIN TUGGLE OUTSIDE LINEBACKER

Height: 6-3 | Weight: 249 | College: Kansas State |
Hometown: Alpharetta, Ga. | Rookie |
First with Texans | Age as of Kickoff Weekend 2013: 23 |
Acquired: CFA-'13 | 2013 GP/GS: 10/1 |

57

TRANSACTIONS: Signed by the Houston Texans on May 10, 2013.

2013 (Houston 10/1):

- Has seen action at LB and primarily on special teams in 10 games this season
- Saw action on special teams in his NFL debut at San Diego (9/9) in Week 1
- Inactive at Baltimore (9/22) in Week 3
- Saw action at OLB and on special teams and recorded a career-high two tackles (one solo) at San Francisco (10/7)
- Made his first career start at OLB vs. Oakland (11/17) in Week 11
- Notched two special teams tackles vs. Jacksonville (11/24) in Week 12

College Career Notes:

- Played only one full season on defense after spending nearly three seasons as a quarterback
- Made the switch to linebacker late in his junior season of 2011 after starting his collegiate career as a quarterback at Boston College
- Transferred to Blinn College as a sophomore, where he earned all-conference recognition as the team's starting quarterback

2012 (Senior):

- Played in 13 games with six starts in his first full season on defense
- Totaled 19 tackles (13 solo), including 4.5 for a loss...Ranked third on the team with 3.0 sacks and had one pass breakup and forced fumble
- Recorded sacks against Miami, Oklahoma and Texas
- Registered career highs with four tackles against Miami and Kansas

2011 (Junior):

- Transferred to Kansas State and switched to outside linebacker from quarterback prior to the team's Cotton Bowl appearance against Arkansas
- Appeared in four games on special teams and made one tackle against Texas A&M
- Served most of the season as the team's third-string quarterback

2010 (Sophomore):

- Transferred to Blinn College and played quarterback, throwing for 2,015 yards and 17 touchdowns while rushing for 733 yards and 12 scores
- Rated as a three-star quarterback by Rivals.com and the No. 1 dual-threat quarterback among JUCO players
- Led Blinn to a win in the 10th annual C.H.A.M.P.S. Heart of Texas Bowl and was named the game's most valuable player after passing for 140 yards and running for another 78 yards
- Named all-league on offense for the Southwest Junior College Football Conference (SWJCFC)
- Named the National Junior College Athletic Association (NJCAA) Offensive Player of the Week on Nov. 1 when he completed 17-of-24 passes for 262 yards and two touchdowns and also rushed for another 137 yards on 10 carries and three touchdowns

2009 (Freshman):

- Appeared in four games and started three as a quarterback at Boston College and completed 13-of-37 passes for 229 yards and four touchdowns with three interceptions
- Ran the ball 11 times for 35 yards

High School:

- Passed for 3,675 yards, ran for 1,300 yards and had 44 touchdowns in his career
- Earned Greater Atlanta All-Area honors as a senior captain at Northview High School for head coach George Gettle
- Threw for 1,310 yards and 12 touchdowns and ran for 563 yards and six touchdowns as a senior, earning All-North Fulton County recognition
- Set school career records in passing yards and passing touchdowns
- Set school single-game records in passing yards, total yards and touchdowns scored
- Played in the second annual Offense-Defense All-American Bowl in Miami's Orange Bowl in January 2008
- Captured North Fulton second-team accolades in 2007

Personal:

- Is the son DuJuan and Jessie Tuggle, who played 14 seasons in the National Football League
- His father was selected to five Pro Bowls and was inducted into the College Football Hall of Fame in 2007
- Has a younger sister, Jessica
- Majored in political science

Tuggle's College Career Defensive Statistics

Year	G	GS	Tackles					Interceptions			Fumbles	
			Tot	Solo	Asst	Sk	Yds	No	Yds	PBU	FF	FR
2011	4	0	1	1	0	0.0	0	0	0	0	0	0
2012	13	6	19	13	6	3.0	21	0	0	1	1	0
Totals	17	6	20	14	6	3.0	21	0	0	1	1	0

Additional Statistics:

Defense: 4.5 tackles for loss in 2012

Passing: Completed 13-of-37 passes for 229 yards, four touchdowns and three interceptions at Boston College in 2009; threw for 2,015 yards and 17 touchdowns at Blinn College in 2010

Rushing: 11 carries for 35 yards at Boston College in 2009; 733 yards and 12 touchdowns at Blinn College in 2010

Tuggle's 2013 Season Statistics

Date	Opp	GP	GS	Tot	Solo	Asst	Sk	Yds	Int	Yds	Lg	TD	PD	FF	FR	Yds	TD
9/9	at SD	1	0	0	0	0	0.0	0.0	0	0	--	0	0	0	0	0	0
9/15	vs. TEN	1	0	0	0	0	0.0	0.0	0	0	--	0	0	0	0	0	0
9/22	at BAL	0	0	0	0	0	0.0	0.0	0	0	--	0	0	0	0	0	0
9/29	vs. SEA	1	0	1	1	0	0.0	0.0	0	0	--	0	0	0	0	0	0
10/6	at SF	1	0	2	1	1	0.0	0.0	0	0	--	0	0	0	0	0	0
10/13	vs. STL	1	0	1	1	0	0.0	0.0	0	0	--	0	0	0	0	0	0
10/20	at KC	1	0	0	0	0	0.0	0.0	0	0	--	0	0	0	0	0	0
11/3	vs. IND	1	0	0	0	0	0.0	0.0	0	0	--	0	0	0	0	0	0
11/10	at ARI	1	0	0	0	0	0.0	0.0	0	0	--	0	0	0	0	0	0
11/17	vs. OAK	1	1	0	0	0	0.0	0.0	0	0	--	0	0	0	0	0	0
11/24	vs. JAC	1	0	0	0	0	0.0	0.0	0	0	--	0	0	0	0	0	0
12/1	vs. NE	0	0	0	0	0	0.0	0.0	0	0	--	0	0	0	0	0	0
12/5	at JAC	0	0	0	0	0	0.0	0.0	0	0	--	0	0	0	0	0	0
12/15	at IND	0	0	0	0	0	0.0	0.0	0	0	--	0	0	0	0	0	0
12/22	vs. DEN	0	0	0	0	0	0.0	0.0	0	0	--	0	0	0	0	0	0
12/29	at TEN	0	0	0	0	0	0.0	0.0	0	0	--	0	0	0	0	0	0
2013 Totals		10	1	4	3	1	0.0	0.0	0	0	0	0	0	0	0	0	0

Additional Statistics

Special Teams Tackles: 2013 - 6



JOSH VICTORIAN CORNERBACK

27

Height: 5-10 | Weight: 190 | College: Louisiana Tech |
Hometown: Metairie, La. | 1st NFL Season |
First with Texans | Age as of Kickoff Weekend 2013: 25 |
Acquired: FA-'13 | 2013 GP/GS: 3/0 | Career GP/G: 7/1 |

TRANSACTIONS: Signed by Baltimore Ravens as an undrafted free agent on July 29, 2011...Released by Ravens on Sept. 3, 2011...Signed by New England Patriots to the practice squad on Sept. 22, 2011...Released by Patriots on Oct. 5, 2011...Signed by Patriots to the practice squad on Oct. 7, 2011...Released by Patriots on Oct. 25, 2011...Signed by Patriots to the practice squad on Oct. 28, 2011...Released by Patriots on Nov. 4, 2011...Signed by Patriots to the practice squad on Nov. 9, 2011...Released by Patriots on Nov. 17, 2011...Signed by Patriots to the practice squad on Nov. 23, 2011...Released by Patriots on Nov. 24, 2011...Signed by New Orleans Saints on Jan. 18, 2012...Released by Saints on May 15, 2012...Signed by Pittsburgh Steelers on Aug. 3, 2012...Released by Steelers on Aug. 31, 2012...Signed by Steelers to the practice squad on Sept. 1, 2012...Released by the Steelers on Nov. 28, 2012...Signed by Steelers to the practice squad on Dec. 5, 2012...Signed by Steelers to the active roster on Dec. 8, 2012...Released by Steelers on Aug. 31, 2013...Signed by Houston Texans to the practice squad on Oct. 16, 2013...Signed by Texans to the active roster on Nov. 8, 2013.

Career Notes:

- Has played in six games with one start and has totaled nine solo tackles and three passes defended

2013 (Houston 3/0):

- Signed to the active roster on 11/8
- Made his Texans debut and recorded two special teams tackles at Arizona (11/10) in Week 10

2012 (Pittsburgh 4/1):

- Played in four games with one start and tallied nine solo tackles, three passes defended and one special teams tackle
- Made his first career start at Dallas (12/16) and recorded five solo tackles and a pass defended
- Recorded a career-high two passes defended vs. Cincinnati (12/23)

2011 (New England 0/0):

- Spent a majority of the season on the practice squad.

College:

- Started 18-of-33 games at Louisiana Tech and totaled 87 tackles (63 solo), 4.5 tackles for loss, 22 passes defended and returned five interceptions for 85 yards and a touchdown
- Started in all 12 games as a senior in 2010 and recorded a career-high 36 tackles (25 solo), a career-high 16 passes defended and two interceptions
- Started five-of-nine games played as a junior and recorded 31 tackles (25 solo), 3.5 tackles for loss, seven passes defended and a career-high three interceptions, including one returned for a touchdown
- Appeared in nine games as a sophomore and recorded 11 tackles (seven solo) and three passes defended
- Appeared in three games with one start as a freshman and recorded nine tackles (six solo), .5 tackles for loss and one pass defended

High School:

- Lettered three years as a cornerback and a safety and helped lead Destrehan H.S. to the Louisiana Class 5A playoffs all three years
- Named first team All-District 5-5A three straight years
- Recorded 14 interceptions over his final two years
- Returned three punts for touchdowns as a senior

Personal:

- Full name is Josh Jermaine Victorian
- Son of Edward Victorian Jr. and Angela Allen
- Has one older brother, Edward III, and two younger sisters, Jamie Allen and Johneshia Allen
- Born in New Orleans, La.

Victorian's 2013 Season Statistics

Date	Opp	GP	GS	Tot	Solo	Asst	Sk	Yds	Int	Yds	Lg	TD	PD	FF	FR	Yds	TD
9/9	at SD																
9/15	vs. TEN																
9/22	at BAL																
9/29	vs. SEA																
10/6	at SF																
10/13	vs. STL																
10/20	at KC																
11/3	vs. IND																
11/10	at ARI	1	0	0	0	0	0.0	0.0	0	0	--	0	0	0	0	0	0
11/17	vs. OAK	1	0	0	0	0	0.0	0.0	0	0	--	0	0	0	0	0	0
11/24	vs. JAC	1	0	0	0	0	0.0	0.0	0	0	--	0	0	0	0	0	0
12/1	vs. NE	0	0	0	0	0	0.0	0.0	0	0	--	0	0	0	0	0	0
12/5	at JAC	0	0	0	0	0	0.0	0.0	0	0	--	0	0	0	0	0	0
12/15	at IND	0	0	0	0	0	0.0	0.0	0	0	--	0	0	0	0	0	0
12/22	vs. DEN	0	0	0	0	0	0.0	0.0	0	0	--	0	0	0	0	0	0
12/29	at TEN	0	0	0	0	0	0.0	0.0	0	0	--	0	0	0	0	0	0
2013 Totals		3	0	0	0	0	0.0	0.0	0	0	--	0	0	0	0	0	0

Victorian's Career Statistics

Year	Team	GP	GS	Tot	Solo	Asst	Sk	Yds	Int	Yds	Lg	TD	PD	FF	FR	Yds	TD
2012	Pit	4	1	9	0	0	0.0	0.0	0	0	--	0	3	0	0	0	0
2013	Hou	3	0	0	0	0	0.0	0.0	0	0	--	0	0	0	0	0	0
Career		7	1	9	0	0	0.0	0.0	0	0	--	0	3	0	0	0	0

Victorian's Career Highs

Tackles	5	at Dallas Cowboys, 12/16/12
Passes Defended	2	vs. Cincinnati Bengals, 12/23/12

Additional Statistics

Special Teams Tackles: 2013 - 2



J.J. WATT DEFENSIVE END

Height: 6-5 | Weight: 289 | College: Wisconsin |
Hometown: Pewaukee, Wisc. | 3rd NFL Season |
3rd with Texans | Age as of Kickoff Weekend 2013: 24 |
Acquired: D1, 2011 (11th overall) | 2013 GP/GS: 11/11 |
Career GP/GS (Playoffs): 43/43 (4/4) | Teams: Houston, 2011-13 |

99

TRANSACTIONS: Selected by Houston Texans in the first round (11th overall) of the 2011 NFL Draft... Signed by Texans on July 31, 2011.

HONORS:

- Associated Press Defensive Player of the Year (2012)
- Associated Press First-Team All-Pro (2012)
- Pro Bowl selection (2013)
- NFL 101 AFC Defensive Player of the Year (2012)
- Pro Football Weekly/PFWA Defensive Most Valuable Player (2012)
- AFC Defensive Player of the Week (Week 2, 2012; Week 15, 2012)
- AFC Defensive Player of the Month (September, 2012; December 2012)
- USA Football All-Fundamentals Team (2012)
- Houston Texans Team Most Valuable Player (2012)
- Houston Texans Team Rookie of the Year (2011)
- Pro Football Weekly/PFWA All-Rookie Team (2011)
- USA Today All-Joe Team (2011)

CAREER:

- 2011 first-round draft choice who has started all 42 games in his career
- Has recorded 35.5 sacks, six fumble recoveries, seven forced fumbles, and 24 passes defended
- Also has blocked three kicks in his career, including a franchise-record two in 2013
- Emergenced on the national scene in the playoffs following the 2011 season with 3.5 sacks and an interception return for a touchdown in a postseason game
- Became first player in NFL history with 14 passes defended and 14 sacks in the same season
- His 36.5 combined sacks and passes defended in 2012 were the most by a player in since 1991 when passes defended became an official statistic
- Recorded five sacks in four postseason games

2013 (Houston 11/11):

- Has started in all 11 games at DE this season and leads the NFL in tackles for loss (17) and quarterback hits (35)
- Recorded eight tackles (seven solo), two sacks and two passes defended vs. Tennessee (9/15) in Week 2
- Tied for a team high with 10 tackles (seven solo) and a sack at Baltimore (9/22) in Week 3
- Recorded 12 tackles (seven solo) and 0.5 sacks vs. Seattle (9/29) in Week 4
- Recorded nine tackles (five solo), one sack and a forced fumble at Kansas City (10/20) in Week 7
- Recorded eight tackles (four solo), one sack, one pass defended and blocked a field goal attempt vs. Indianapolis (11/3) in Week 9
- Notched seven tackles (five solo), one sack and established new career highs with two forced fumbles and two fumble recoveries at Arizona (11/10) in Week 10
- Tallied two sacks along with 13 tackles (eight solo) vs. Oakland (11/17) in Week 11. His two sacks marked the ninth time in his career that he has recorded at least two in a game
- Added another sack vs. Jacksonville (11/24) in Week 12, his fifth-consecutive game with at least one sack (second-longest streak in his career). Also, blocked a field goal, setting a franchise record with two blocked in a season

2012 (Houston 16/16, 2/2):

- Named the AP Defensive Player of the Year after he led the the NFL with a franchise single-season record 20.5 sacks on the season, the 9th player in NFL history with 20-plus sacks
- His 16 passes defended is a League record for the most in a season by a defensive lineman
- Earned AP First-Team All-Pro honors and was selected as a Pro Bowl starter for the AFC after leading the Texans with 107 tackles (85 solo), 16 passes defended, four forced fumbles and two recoveries
- Contributed to 95 plays that either resulted in no gain or negative yardage
- Had six tackles (four solo), 1.5 sacks, and three passes defended, two of which were intercepted by his teammates in the season opener vs. Miami (9/9)
- Set a career-high with nine tackles (six solo) to go along with 1.5 sacks, two passes defended and a fumble recovery at Jacksonville (9/16), earning AFC Defensive Player of the Week Honors
- Led the defense with 10 tackles while sacking Peyton Manning 2.5 times at Denver (9/23)
- Recorded seven tackles (five solo) including two sacks and recovered a fumble at Tennessee (9/30)
- Extended his sack streak to five games with one of Mark Sanchez to go along with a team-high nine tackles (six solo) and three passes defended at the New York Jets (10/8)
- Made seven tackles (six solo) including two sacks of Aaron Rodgers vs. Green Bay (10/14)
- Tipped a pass vs. Baltimore (10/21) that was intercepted for the fourth time, getting a hand on a Flacco pass that was returned for a touchdown by Johnathan Joseph
- Sacked Ryan Fitzpatrick for a 6-yard loss vs. Buffalo (11/4) to become the third Texans player to record 10 or more sacks in a season
- Registered 10 tackles (nine solo), one sack for a loss of six yards and one pass defended vs. Jacksonville (11/18)
- Broke the franchise's single-season sack record with three sacks at Detroit (11/22) and also recorded six tackles and two passes defended
- Joined Hall of Fame DE Reggie White as the only players in NFL history to record 15 or more sacks and 13 passes defended in a season when he sacked Tennessee QB Jake Locker for a 6-yard loss in the second quarter.
- Recorded four tackles (three solo) and a forced fumble at New England (12/10)

- Sacked Andrew Luck three times for a total loss of 22 yards, tallied 13 tackles and forced a fumble for the third consecutive game vs. Indianapolis (12/16).
- Became the ninth player in NFL history to record 20 or more sacks in a season when he sacked Minnesota QB Christian Ponder for a loss of 3 yards in the third quarter vs. Minnesota (12/23). He also forced a fumble in his fourth consecutive game. It was his fourth of the season, tying a franchise single-season record.
- Registered four solo tackles, all of which were for a loss, one quarterback hit on an incomplete pass, and batted down his 16th pass of the season at Indianapolis (12/30)
- Led the team with five tackles and recorded two tackles for loss and two passes defended in AFC Wild Card Playoff vs. Cincinnati (1/5/13)
- Sacked Cincinnati QB Andy Dalton for a 9-yard loss in the first quarter in AFC Wild Card Playoff vs. Cincinnati (1/5/13), raising his career postseason sack total to 4.5
- Recorded a half sack and four tackles in AFC Divisional Playoff at New England (1/13/13), raising his career postseason sack total to five

2011 (Houston 16/16):

- Started all 16 games as a rookie, recording 59 tackles (52 solo), 5.5 sacks, four passes defended, two fumble recoveries and blocked a field goal to earn Houston Texans Rookie of the Year honors
- Recorded one fumble recovery, one quarterback pressure and five solo tackles in the season opener vs. Indianapolis (9/11)
- Blocked a field goal and recorded four tackles (three solo) at Miami (9/18)
- Recorded his first career sack to go along with four solo tackles at New Orleans (9/25)
- Recorded three solo tackles and recorded his second sack of the season when he brought down Matt Hasselbeck for a loss of 12 yards at Tennessee (10/23)
- Was second on the team with five solo tackles vs. Jacksonville (10/30)
- Recovered a fumble and had three tackles (two solo) vs. Cleveland (11/6)
- Had three solo tackles and assisted on a sack with Connor Barwin at Tampa Bay (11/13)
- Sacked Blaine Gabbert twice and had seven tackles at Jacksonville (11/27)
- Tied a season-high with seven tackles (five solo) including one for a loss vs. Carolina (12/18)
- Recorded five solo tackles including a sack of Dan Orlovsky for an 8-yard loss while also breaking up three passes at Indianapolis (12/22)
- Tied for the team lead with 3.5 sacks and ranked third on the team with 14 tackles in the postseason
- Intercepted a pass in the second quarter and returned it 29 yards for a touchdown to go along with a sack of Andy Dalton for a 7-yard loss in AFC Wild Card Playoff vs. Cincinnati (1/7/12)
- Recorded game-high 12 tackles (nine solo) and 2.5 sacks for a loss of 22 yards in AFC Divisional Playoff at Baltimore (1/15/12)

COLLEGE:

- Started all 26 games he played in for the Badgers at strong-side defensive end, recording 106 tackles (74 solos) with 11.5 sacks for minus 75 yards, 36.5 stops for losses of 144 yards and 28 quarterback pressures
- Recovered five fumbles (one with Central Michigan) and caused four others, blocked four kicks and deflected 13 passes in his college career
- All-American first-team selection by The NFL Draft Report, earning second-team honors from the Associated Press and Sports Illustrated and consensus All-Big Ten Conference first-team choice
- Recipient of the Lott IMPACT Trophy and was also named Lott IMPACT Player of the Week for his performance vs. Ohio State
- Started all 13 games in 2010 at strong-side defensive end, finishing second on the team with 62 tackles (42 solos) while leading the Badgers with seven sacks for minus-56 yards, finishing third nationally with 21.0 stops for losses totaling 91 yards
- Blocked three kicks and deflected eight passes and intercepted another for a 15-yard return
- Sophomore All-American and second-team All-Big Ten Conference selection by The NFL Draft Report in 2009, earning All-Big Ten honorable mention from the league's coaches and media and also chosen Academic All-Big Ten

PERSONAL:

- Served as the Grand Marshal of the 2012 Houston Lifestock Show and Rodeo and Art Car Parades
- Life sciences communication major, earning Academic All-Big Ten Conference honors
- Attended Pewaukee (Wisc.) High School and earned All-Woodland Conference, All-Area and All-Parkland County honors as a senior while garnering All-State accolades
- Received Woodland Conference Player of the Year recognition in 2006
- Founded and serves on the board of directors of the Justin J. Watt Foundation which provides support to after-school athletic programs in Wisconsin and Texas

Watt's 2013 Season Statistics

Date	Opp	GP	GS	TotSolo	Asst	Sk	Yds	Int	Yds	Lg	TD	PD	FF	FR	Yds	TD
9/9	at SD	1	1	4	3	1	0.0	0	0	0	0	1	0	0	0	0
9/15	vs. TEN	1	1	8	7	1	2.0	10	0	0	0	2	0	0	0	0
9/22	at BAL	1	1	10	7	3	1.0	8	0	0	0	0	0	0	0	0
9/29	vs. SEA	1	1	12	7	5	0.5	3.5	0	0	0	0	0	0	0	0
10/6	at SF	1	1	6	5	1	0.0	0	0	0	0	0	0	0	0	0
10/13	vs. STL	1	1	5	0	5	0.0	0	0	0	0	0	0	0	0	0
10/20	at KC	1	1	9	5	4	1.0	3	0	0	0	0	1	0	0	0
11/3	vs. IND	1	1	8	4	4	1.0	6	0	0	0	1	0	0	0	0
11/10	at ARI	1	1	7	5	2	1.0	6	0	0	0	0	2	2	0	0
11/17	vs. OAK	1	1	13	8	5	2.0	21	0	0	0	0	0	0	0	0
11/24	vs. JAC	1	1	11	10	1	1.0	7	0	0	0	0	0	0	0	0
12/1	vs. NE	0	0	0	0	0	0.0	0	0	0	0	0	0	0	0	0
12/5	at JAC	0	0	0	0	0	0.0	0	0	0	0	0	0	0	0	0
12/15	at IND	0	0	0	0	0	0.0	0	0	0	0	0	0	0	0	0
12/22	vs. DEN	0	0	0	0	0	0.0	0	0	0	0	0	0	0	0	0
12/29	at TEN	0	0	0	0	0	0.0	0	0	0	0	0	0	0	0	0
2013 Totals		11	11	93	61	32	9.5	64.5	0	0	0	4	3	2	0	0

WATT, J.J.

Watt's Career Statistics

Year	Team	GP	GS	Tot Solo	Asst	Sk	Yds	Int	Yds	Lg	TD	PD	FF	FR	Yds	TD
2011	Hou	16	16	59	52	7	5.5	47.5	0	0	0	4	0	2	2	0
2012	Hou	16	16	107	85	22	20.5	138.5	0	0	0	16	4	2	0	0
2013	Hou	11	11	93	61	32	9.5	64.5	0	0	0	4	3	2	0	0
Career		43	43	259	198	61	35.5	250.5	0	0	0	24	7	6	2	0

Watt's Career Highs

Tackles	13	vs. Indianapolis, 12/16/12
Sacks	3.0	twice, most recent: vs. Indianapolis, 12/16/12
Passes Defensed	3	three times, most recent: at New York Jets, 10/8/12
Fumble Recoveries	2	at Arizona, 11/10/13
Forced Fumbles	2	at Arizona, 11/10/13

Watt's Career Playoff Statistics

Date	Opp.	GP	GS	TotSolo	Asst	Sk	Yds	Int	Yds	Lg	TD	PD	FF	FR	Yds	TD
1/7/12	vs. CIN (WC)	1	1	2	2	0	1.0	7.0	1	29	29	1	1	0	0	0
1/15/12	at BAL (Div)	1	1	12	9	3	2.5	22.0	0	0	0	0	0	0	0	0
1/5/13	vs. CIN (WC)	1	1	5	5	0	1.0	9.0	0	0	0	2	0	0	0	0
1/13/13	at NE (Div)	1	1	4	1	3	0.5	4.5	0	0	0	0	0	0	0	0
Career		4	4	23	17	6	5.0	42.5	1	29	29	1	3	0	0	0

Additional Statistics

Blocked Field Goals: 3 (2011 - 1, 2013 - 2)



JON WEEKS LONG SNAPPER

46

Height: 5-10 | Weight: 246 | College: Baylor |
Hometown: Bethpage, N.Y. | 4th NFL Season |
4th with Texans | Age as of Kickoff Weekend 2013: 27 |
Acquired: FA-'10 | 2013 GP/GS: 11/0 |
Career GP/GS (Playoffs): 57/0 (4/0) | Teams: Houston, 2010-13 |

TRANSACTIONS: Signed by Houston Texans on April 28, 2010.

CAREER:

- Signed with the Texans during the 2010 offseason and made the roster out of training camp
- Played in 57 career games

2013 (Houston 11/0):

- Has seen action on special teams in all 11 games this season

2012 (Houston 16/0, 2/0):

- Served as long snapper on extra points, field goal and punts in all 16 games plus both playoff games
- Helped Shayne Graham set the team scoring record with 138 points
- Helped Donnie Jones set the team punting records with a gross average of 47.1 yards per punt on the season and net average of 40.5 yards
- Recorded a special teams tackle at Denver (9/30)

2011 (Houston 16/0, 2/0):

- Served as long snapper on extra points, field goal and punts for all 16 games of the season
- Helped Neil Rackers set team records for field goals made (32) and points in a season (135)
- Helped rookie Brett Hartmann set a team record with a 44.4 gross punt average
- Made his postseason debut and saw action on special teams in AFC Wild Card Playoff vs. Cincinnati (1/7/12)

2010 (Houston 16/0):

- Served as long snapper on extra points, field goal and punts in all 16 contests
- Efforts helped kicker Neil Rackers convert 27-of-30 field goal attempts and 43-of-43 extra point opportunities while tying Kris Brown's Texans record for 124 points in a season
- Made his professional debut long snapping in the season opener vs. Indianapolis (9/12)
- Snapped on punt/field goal attempts at Washington (9/19) including Rackers' game-winning 35-yard field goal
- Reached 125 consecutive perfect snaps with seven successful long snaps at Tennessee (12/19)
- Contributed to Rackers hitting all three field goal attempts including a career long of 57 yards at Denver (12/26)

COLLEGE:

- Originally attended Baylor as an invited walk-on
- Earned a scholarship after his freshman season
- Was discovered at a special teams camp by the Baylor special teams coach
- Snapped for two-time Ray Guy Award winner Daniel Sepulveda
- Handled the long-snapping chores for Baylor from 2004-07 and earned four varsity letters

PERSONAL:

- An all-region offensive and defensive lineman for Mountain Ridge (Glendale, Ariz.) High School
- Two-way player of the year selection
- Friday Night Fever Defensive Line Player of the Year
- Received the Curley Culp Award as Arizona's best defensive lineman
- Mountain Ridge recorded four straight winning records during his prep career and captured regional titles in both 2000 and 2002
- Mountain Lions went 24-2 during Weeks' last two seasons, which included a 14-1 mark and a state semifinal appearance as a junior in 2002
- Was in training to be an EMT when called by the Texans for a tryout

Additional Statistics

- Kick/Punt Snap Attempts (K/P - failed att.): 2010: 133; (70/63 - 0); 2011: 159 (78/81 - 1); 2012: 171 (83/88 - 0); 2013: 89 (28/61 - 0); Career: 551 (259/293 - 1)
- Special Teams Tackles: Total: 5; 2013: 1; 2012: 1; 2011: 0; 2010: 3



CODY WHITE GUARD

67

Height: 6-3 | Weight: 303 | College: Illinois State |
 Hometown: Columbus, Ohio | 2nd NFL Season |
 2nd with Texans | Age as of Kickoff Weekend 2013: 25 |
 Acquired: CFA-'12 | 2013 GP/GS: 1/0 |
 Career GP/GS (Playoffs): 1/0 (0/0) | Teams: Houston, 2012-13 |

TRANSACTIONS: Signed with Houston Texan as an undrafted free agent on May 14, 2012...Released by Texans on Aug. 31, 2012...Signed by Texans to practice squad on Sept. 3, 2012...Signed by Texans to active roster on Oct. 10, 2012.

2013 (Houston 1/0):

- Has been inactive in all but one game this season
- Saw his first career action at G at San Francisco (10/6) in Week 5

2012 (Houston 0/0):

- Inactive for 11 games
- Was inactive for both postseason games

COLLEGE:

- Saw action in 43 career games for Illinois State including 21 career starts
- Set career highs with six receptions and 76 yards against Youngstown State his sophomore season
- Moved to the offensive line in 2010 after being recruited as a tight end and played in all 11 games
- 2011 All-Missouri Valley Football Conference Honorable Mention Team selection

PERSONAL:

- A three-year starter at Normal West High School
- Bloomington Pantagraph All-Area Team selection and all-state honorable mention selection in final season
- Regional qualifier in track, participating in the shot put
- Also a four-year starter on the basketball team and the school's single-season and career scoring basketball record holder



T.J. YATES QUARTERBACK

Height: 6-4 | Weight: 217 | College: North Carolina |
Hometown: Marietta, Ga. | 3rd NFL Season |
3rd with Texans | Age as of Kickoff Weekend 2013: 26 |
Acquired: D5b, 2011 (152nd overall) | 2013 GP/GS: 3/0 |
Career GP/GS (Playoffs): 13/5 (2/2) | Teams: Houston, 2011-13 |

13

TRANSACTIONS: Selected by Houston Texans in the fifth round (152nd overall) in the 2011 NFL Draft... Signed by the Texans on July 31, 2011.

HONORS:

- NFL Rookie of the Week (Week 14, 2011)

2013 (Houston 3/0):

- Did not play in Week 1-2, 4 and 7
- Saw his first action of the season in the fourth quarter at Baltimore (9/22)
- Saw action at QB and completed 3-of-5 passes for 15 yards at San Francisco (10/6)
- Saw action at QB in the third and fourth quarters and completed 12-of-17 passes for 98 yards and two interceptions vs. St. Louis (10/13)
- Inactive Weeks 9-12

2012 (Houston 4/0, 0/0):

- Dressed for every game and appeared in four contests
- Came in for one snap in place of Matt Schaub at Denver (9/23)
- Completed 2-of-5 passes for 23 yards vs. Green Bay (10/14)
- Scored his first career touchdown on a 1-yard quarterback sneak in the fourth quarter vs. New England (12/10)
- Saw action in the fourth quarter vs. Minnesota (12/23)
- Dressed but did not play in both postseason games

2011 (Houston 6/5, 2/2):

- Saw action in six games with five starts at the end of the season, throwing for 949 yards and three touchdowns and starting two playoff games
- Inactive for first 10 games of the season
- Made his professional and Texans debut at quarterback in place of an injured Matt Leinart and completed 8-of-15 passes for 70 yards at Jacksonville (11/27)
- Made his first career start, completing 12-of-25 passes for 188 yards including his first career touchdown pass, a 3-yard completion to Joel Dreessen, vs. Atlanta (12/4)
- Completed 26-of-44 passes for 300 yards and two touchdowns at Cincinnati (12/11)
- Led two 80-plus yard drives in the fourth quarter, including a 6-yard touchdown pass to Kevin Walter with two seconds remaining to complete the comeback that clinched the AFC South Division title against the Bengals
- Earned NFL Rookie of the Week honors for his performance at Cincinnati in Week 14
- Completed his first eight pass attempts and finished the game 19-of-30 for 212 yards with no touchdowns and two interceptions vs. Carolina (12/18)
- Completed 13-of-16 passes for 132 yards and a 101.0 passer rating at Indianapolis (12/22)
- Started for the fifth time and completed all four of his pass attempts for 47 yards before leaving the game early in the first quarter vs. Tennessee (1/1/12)
- Made his postseason debut where he completed 11-of-20 passes for 159 yards, including a 40-yard touchdown pass to Andre Johnson, in AFC Wild Card Playoff vs. Cincinnati (1/7/12)
- Completed 17-of-35 passes for 184 yards and threw three interceptions in AFC Divisional Playoff at Baltimore (1/15/12)

COLLEGE:

- Threw for 9,377 yards (208.4 average per game), 58 touchdowns and 46 interceptions for his career at North Carolina
- Set 37 Tar Heel records, including single-game, single-season and career records for pass completions and yards
- Became the only Tar Heel to throw for 3,000 yards in a season and 400 yards in three separate games
- The most accurate passer in UNC history, completing 795-of-1,277 attempts (62.3 percent)
- Completed 282-of-422 attempts in 2010 for career highs of 3,418 yards and 19 touchdowns to go along with nine interceptions
- Completed 23-of-39 attempts for 234 yards, one touchdown and one interception in Carolina's 30-27 double-overtime victory over Tennessee in the Music City Bowl in 2010
- Finished 2009 with 2,136 yards and 14 touchdowns on 214-for-355 passing
- Played in seven games and started six in 2008 and completed 60 percent (81-of-135) of his passes for 1,168 yards, 11 touchdowns, four interceptions on the season
- Completed 60 percent (81-135) of his passes
- Suffered a non-displaced fracture to his left ankle against Virginia Tech and missed the next five games
- Returned to the starting line-up against NC State and started the final regular season game at Duke and the bowl game vs. West Virginia

PERSONAL:

- Attended Pope High School
- Completed 160 of 289 passes (57 percent) for 2,305 yards and 17 touchdowns as a senior, his only year on the football team
- Rushed for 292 yards and seven scores and punted 34 times for 1,237 yards (36.8 avg.) with a long of 68
- Named first-team all-region and the Cobb County Touchdown Club Offensive Player of the Year

- Earned Atlanta Metro First-Team All-Area honors
- Also played basketball and averaged 18 points, six rebounds and six assists at small forward
- Was recruited by several schools for basketball before opting to play football at North Carolina

Yates' 2013 Season Statistics

Date	Opp	GP	GS	Att	Cmp	Pct	Yds	Yd/A	TD	Int	Lg	Sack	Lost	Rate
9/9	at SD	0	0	0	0	--	--	0	0	0	--	--	0	0
9/15	vs. TEN	0	0	0	0	--	--	0	0	0	--	--	0	0
9/22	at BAL	1	0	0	0	--	--	0	0	0	--	--	0	0
9/29	vs. SEA	0	0	0	0	--	--	0	0	0	--	--	0	0
10/6	at SF	1	0	5	3	60.0	15	3.0	0	0	5	-0	0	64.6
10/13	vs. STL	1	0	17	12	70.6	98	5.8	0	2	20	2	7	45.3
10/20	at KC	0	0	0	0	--	--	0	0	0	--	--	0	0
11/3	vs. IND	0	0	0	0	--	--	0	0	0	--	--	0	0
11/10	at ARI	0	0	0	0	--	--	0	0	0	--	--	0	0
11/17	vs. OAK	0	0	0	0	--	--	0	0	0	--	--	0	0
11/24	vs. JAC	0	0	0	0	--	--	0	0	0	--	--	0	0
12/1	vs. NE	0	0	0	0	--	--	0	0	0	--	--	0	0
12/5	at JAC	0	0	0	0	--	--	0	0	0	--	--	0	0
12/15	at IND	0	0	0	0	--	--	0	0	0	--	--	0	0
12/22	vs. DEN	0	0	0	0	--	--	0	0	0	--	--	0	0
12/29	at TEN	0	0	0	0	--	--	0	0	0	--	--	0	0
2013 Totals		3	0	22	15	68.2	113	5.1	0	2	20	2	7	42.4

Yates' Career Statistics

Year	Team	GP	GS	Att	Cmp	Pct	Yds	Yd/A	TD	Int	Lg	Sack	Lost	Rate
2011	Hou	6	5	134	82	61.2	949	7.1	3	3	50	15	74	80.7
2012	Hou	4	0	10	4	40	38	3.8	0	1	19	1	0	11.7
2013	Hou	3	0	22	15	68.2	113	5.1	0	2	20	--	7	42.4
Career		13	5	166	101	60.8	1,100	6.6	3	6	50	16	81	71.4

Yates' Career Highs

Attempts	44	at Cincinnati, 12/11/11
Completions	26	at Cincinnati, 12/11/11
Passing Yards	300	at Cincinnati, 12/11/11
Passing Long	50	vs. Atlanta, 12/4/11
Touchdowns	2	at Cincinnati, 12/11/11
Interceptions	2	vs. Carolina, 12/18/11
Passer Rating	115.6	vs. Tennessee, 1/1/12
Rushing Yards	36	at Cincinnati (5 attempts), 12/11/11
Rushing Long	17	at Cincinnati, 12/11/11
Rushing Touchdowns	1	at New England, 12/10/12

Yates' 2013 Rushing/Receiving Statistics

Date	Opp	GP	GS	Rush	Yds	Avg	Lg	TD	Rec	Yds	Avg	Lg	TD
9/9	at SD	0	0	0	0	--	--	0	0	0	--	--	0
9/15	vs. TEN	0	0	0	0	--	--	0	0	0	--	--	0
9/22	at BAL	1	0	0	0	--	--	0	0	0	--	--	0
9/29	vs. SEA	0	0	0	0	--	--	0	0	0	--	--	0
10/6	at SF	1	0	1	0	0.0	0	0	0	0	--	--	0
10/13	vs. STL	1	0	0	0	--	--	0	0	0	--	--	0
10/20	at KC	0	0	0	0	--	--	0	0	0	--	--	0
11/3	vs. IND	0	0	0	0	--	--	0	0	0	--	--	0
11/10	at ARI	0	0	0	0	--	--	0	0	0	--	--	0
11/17	vs. OAK	0	0	0	0	--	--	0	0	0	--	--	0
11/24	vs. JAC	0	0	0	0	--	--	0	0	0	--	--	0
12/1	vs. NE	0	0	0	0	--	--	0	0	0	--	--	0
12/5	at JAC	0	0	0	0	--	--	0	0	0	--	--	0
12/15	at IND	0	0	0	0	--	--	0	0	0	--	--	0
12/22	vs. DEN	0	0	0	0	--	--	0	0	0	--	--	0
12/29	at TEN	0	0	0	0	--	--	0	0	0	--	--	0
2013 Totals		3	0	1	0	0.0	0	0	0	0	--	0	0

Yates' 2013 Rushing/Receiving Statistics

Year	Team	G	GS	Rush	Yds	Avg	Lg	TD	Rec	Yds	Avg	Lg	TD
2011	Hou	6	5	14	57	4.1	17	0	0	0	--	--	0
2012	Hou	4	0	2	1	0.5	1	1	0	0	--	--	0
2013	Hou	3	0	1	0	0.0	0	0	0	0	--	--	0
NFL Totals		13	5	17	58	3.6	17	1	0	0	--	--	0

Yates' Career Playoff Statistics

Date	Opp.	GP	GS	Att	Cmp	Pct	Yds	Yd/A	TD	Int	Lg	Sack	Lost	Rate
1/7/12	vs. Cin (WC)	1	1	20	11	55.0	159	7.95	1	0	40	2	7	97.7
1/15/12	at BAL (Div)	1	1	35	17	48.6	184	5.26	0	3	19	0	0	28.8
Career		2	2	55	28	50.9%	343	6.2	1	3	40	2	7	53.8



ALAN BONNER

WIDE RECEIVER

Height: 5-10 | Weight: 191 | College: Jacksonville State |
 Hometown: Newnan, Ga. | Rookie |
 First with Texans | Age as of Kickoff Weekend 2013: 22 |
 Acquired: D6b-'13 |

16

TRANSACTIONS: Drafted by the Houston Texans with the 195th overall pick and the 27th pick in the sixth round of the 2013 NFL Draft on April 27, 2013...Signed by the Texans on May 10, 2013...Placed on Injured Reserve on Aug. 31, 2013.

Career Notes:

- Set the school career record in punt return yards (972) and punt returns (87), while ranking second on the career pass receiving yards (1,986) and pass receiving touchdowns with 20

2012 (Senior):

- Led Jacksonville State in catches (50), receiving yards (859) and touchdowns (8)
- Hauled in eight passes for 107 yards and a score against Arkansas in the season opener
- Caught 10 passes for 235 yards and five touchdowns against UT-Martin

2011 (Junior):

- Played in all 11 games for the Gamecocks as a junior, starting 10 games
- Was the team's top receiver, hauling in 33 catches for 582 yards and three touchdowns
- Averaged 52.9 yards per game and 17.6 yards per catch, both team bests
- Ranked ninth in the Ohio Valley Conference in receiving yards per game
- Caught at least one pass in all but two games, including each of the final eight games of the season
- Had an historic night against Eastern Kentucky on Nov. 5, when he caught nine passes, third-most in JSU's Division I history, for 205 yards, second-most in JSU's Div. I history, and two touchdowns
- Was just the second 200-yard receiving night in JSU's Div. I history
- Had at least four catches in each of the last four games of the year, including a five-catch, 89-yard night at Tennessee State on Nov. 19
- Caught 12 passes that were longer than 20 yards
- Had a 74-yard touchdown reception in the EKV game that was JSU's longest pass play during the season
- Had a team-high 19 returns for 333 yards
- Had the ball for 21 of the team's 23 punt returns, averaging 9.9 yards per return
- His other touchdown reception came at Kentucky on Oct. 22, a 22-yard catch

2010 (Sophomore):

- Saw action in all 12 games for the Gamecocks as a sophomore, serving as a backup receiver and the team's primary return man
- Reeled in 17 catches for 245 yards and five touchdowns, which was second-most on the team
- Averaged 14.4 yards per catch and 20.4 yards per game
- Was second in the OVC with 25.9 yards per kickoff return and third with 10.8 yards per punt return
- Returned 25 kicks for 648 yards and a score, a 92-yard TD against Murray State on Oct. 2
- Had 28 punt returns for 302 yards with a long of 37 yards against Austin Peay on Oct. 23
- Had five punt returns and seven kick returns of 20 yards or longer
- Hauled in a career-best two touchdowns in JSU's win against Ole Miss, including the touchdown grab to give the Gamecocks a chance to send the game into OT with a 2-pt conversion
- Snagged JSU's first touchdown of the overtime session and finished with 56 yards on three catches
- Returned a kickoff 92 yards against Murray State, tied for the seventh-longest in school history...also had one catch for five yards
- Returned three punts for 47 yards, including 25-yard versus UT Martin
- Caught three passes for 46 yards against Austin Peay and tallied 90 yards on six punt returns
- Hauled in his first touchdown since the Ole Miss game with a 14-yard catch in the third quarter against Eastern Kentucky and finished with a career-best five catches for 63 yards
- Caught a game-winning 17-yard reception against Southeast Missouri
- Totaled 119 yards on kickoff returns against Tennessee Tech
- Had four catches for 58 yards and a score, a 6-yard pass in the fourth quarter, against Wofford in the playoffs

2009 (Freshman):

- Appeared in all 11 games for the Gamecocks
- OVC All-Newcomer selection after leading the OVC and ranking ninth nationally in punt return average at 13.9 yards
- Reeled in 14 catches for 300 yards and four touchdowns, an average of 27.3 yards per game and 21.4 yards per catch
- Totaled 375 punt return yards on 27 returns
- Made his JSU debut against Georgia Tech, catching two passes for 26 yards, including a 7-yard touchdown
- Caught two passes for a career-high 69 yards, including a 57-yard touchdown at Alabama A&M
- Returned four punts for 92 yards that included a 64-yard return for a touchdown in the fourth quarter versus AAMU to earn OVC Special Team Player of the Week honors
- Had two receptions for 48 yards and returned three punts for 26 yards at Nicholls State
- Hauled in a 54-yard touchdown pass to give JSU a 21-0 lead in the first quarter at Southeast Missouri State

- Had two receptions for 26 yards with a long of 24 yards against Tennessee Tech
- Hauled in three passes for 47 yards, including a 15-yard touchdown, in the season finale against Eastern Kentucky (11/21), a game in which he also returned two punts for 19 yards and his first kickoff of the year for 15 yards

High School:

- Played for Robert Herring at Newnan (Ga.) High School
- Was a first-team All-State selection as a junior and senior at wide receiver
- Finished his senior year with 54 catches for 1,100 yards and 15 touchdowns
- Had 1,932 career yards on 93 catches
- Team captain
- Named All-State by the Atlanta Journal Constitution and by CSS television
- Two-time All-District and All-Region performer and helped the Cougars win a pair of Region Championships
- Honor student

Personal:

- Full name is Michael Alan Bonner
- Son of Alvin and Wanda Bonner
- Has two older brothers, Doran and Chris
- Majored in exercise science and wellness

Bonner's Career Receiving Statistics

Year	RECEIVING				TD
	GP	Rec	Yds	Avg	
2009	11	14	300	21.4	4
2010	12	17	245	14.4	5
2011	11	33	582	17.6	3
2012	10	50	859	17.2	8
Total	44	114	1,986	17.4	20

Bonner's Career Returning Statistics

Year	Kickoff Returns				Punt Returns			
	No	Yds	Avg	TD	No	Yds	Avg	TD
2009	1	15	15.0	0	27	375	13.9	1
2010	25	648	25.9	1	28	302	10.8	0
2011	19	333	17.5	0	21	208	9.9	0
2012	1	24	24.0	0	11	87	7.9	0
Totals	46	1,020	22.2	0	87	972	11.2	0



A.J. BOUYE

CORNERBACK

34

Height: 6-0 | Weight: 191 | College: Central Florida |
 Hometown: Tucker, Ga. | Rookie |
 1st with Texans | Age as of Kickoff Weekend 2013: 22 |
 Acquired: CFA-'13 | 2013 GP/GS: 6/0 |
 Career GP/GS: 6/0 | Teams: Houston, 2013 |

TRANSACTIONS: Signed with Houston Texans on May 10, 2013...Placed on Injured Reserve with a hamstring injury on Oct. 16, 2013.

2013 (Houston 6/0):

- Saw action on special teams in his NFL debut at San Diego (9/9)
- Saw action on special teams vs. Tennessee (9/15)
- Saw action on special teams at Baltimore (9/22)
- Saw action on special teams and recorded one solo tackle vs. Seattle (9/29)
- Saw action on special teams and recorded one solo tackle at San Francisco (10/6)
- Saw action on special teams vs. St. Louis (10/13)

COLLEGE:

- Started 21-of-43 career games at cornerback compiling 110 tackles (78 solo), six interceptions, 1.0 sack, one forced fumble and two fumble recoveries
- Returned from injury to start all 14 games as a senior, finishing with 53 tackles, three interceptions, one forced fumble and two fumble recoveries, which earned All-Conference USA Second Team honors
- Started seven games as a junior, recording 21 tackles (19 solo) and two interceptions before missing the final five games of the season due to injury

PERSONAL:

- Helped lead Tucker (Ga.) High School to a 14-1 record and a state championship during his senior season
- Named first-team all-county after recording 35 tackles as a senior with six interceptions while also scoring three touchdowns on offense and twice on returns
- Recorded 40 tackles and one interception as a junior
- Was a member of the school's merit roll and R.O.T.C.

Bouye's 2013 Season Statistics

Date	Opp	GP	GS	Tot	Solo	Asst	Sk	Yds	Int	Yds	Lg	TD	PD	FF	FR	Yds	TD
9/9	at SD	1	0	0	0	0	0	0.0	0	0	0	--	0	0	0	0	0
9/15	vs. TEN	1	0	0	0	0	0	0.0	0	0	0	--	0	0	0	0	0
9/22	at BAL	1	0	0	0	0	0	0.0	0	0	0	--	0	0	0	0	0
9/29	vs. SEA	1	0	0	0	0	0	0.0	0	0	0	--	0	0	0	0	0
10/6	at SF	1	0	0	0	0	0	0.0	0	0	0	--	0	0	0	0	0
10/13	vs. STL	1	0	0	0	0	0	0.0	0	0	0	--	0	0	0	0	0
10/20	at KC	0	0	0	0	0	0	0.0	0	0	0	--	0	0	0	0	0
11/3	vs. IND	0	0	0	0	0	0	0.0	0	0	0	--	0	0	0	0	0
11/10	at ARI	0	0	0	0	0	0	0.0	0	0	0	--	0	0	0	0	0
11/17	vs. OAK	0	0	0	0	0	0	0.0	0	0	0	--	0	0	0	0	0
11/24	vs. JAC	0	0	0	0	0	0	0.0	0	0	0	--	0	0	0	0	0
12/1	vs. NE	0	0	0	0	0	0	0.0	0	0	0	--	0	0	0	0	0
12/5	at JAC	0	0	0	0	0	0	0.0	0	0	0	--	0	0	0	0	0
12/15	at IND	0	0	0	0	0	0	0.0	0	0	0	--	0	0	0	0	0
12/22	vs. DEN	0	0	0	0	0	0	0.0	0	0	0	--	0	0	0	0	0
12/29	at TEN	0	0	0	0	0	0	0.0	0	0	0	--	0	0	0	0	0
2013 Totals		6	0	0	0	0	0	0.0	0	0	0	0	0	0	0	0	0

Additional Statistics

Special Teams Tackles: 2013 - 2



BRIAN CUSHING

INSIDE LINEBACKER

Height: 6-3 | Weight: 249 | College: Southern California |
 Hometown: Park Ridge, N.J. | 5th NFL Season |
 5th with Texans | Age as of Kickoff Weekend 2013: 26 |
 Acquired: D1-'09 (15th overall) | 2013 GP/GS: 7/7 |
 Career GP/GS (Playoffs): 56/56 (2/2) | Teams: Houston, 2009-13 |

56

TRANSACTIONS: Selected by Houston Texans in the first round (15th pick overall) of the 2009 NFL Draft... Signed by Texans on Aug. 2, 2009... Placed on injured reserve on Oct. 10, 2012.... Placed on injured reserve on Oct. 28, 2013

HONORS:

- Associated Press All-Pro Second Team (2009, 2011)
- Associated Press Defensive Rookie of the Year (2009)
- Pro Bowl Selection (2010)
- Pro Football Weekly/PFWA All-AFC Team (2011)
- Houston Texans Team Most Valuable Player (2011)
- Houston Texans Team Rookie of the Year (2009)
- AFC Defensive Player of the Week (Week 6, 2009; Week 8, 2009)
- NFL Defensive Rookie of the Month (November, 2009; December, 2009)
- Pro Football Weekly/PFWA Defensive Rookie of the Year (2009)
- Pro Football Weekly/PFWA All-Rookie Team (2009)

CAREER:

- Led the team in tackles in 2009 and 2011, and has 431 tackles in his career
- His 133 tackles in 2009 finished tied for second most in the AFC, trailing only Ray Lewis' 134 tackles
- Tied for seventh in team history with 11.0 career sacks
- Has eight career interceptions, 22 passes defended, six forced fumbles and one safety
- Has 14 career double-digit tackle games

2013 (Houston 7/7):

- Started a ILB and led the team with 11 tackles (five solo) and recorded an interception, which was returned 18 yards for a touchdown at San Diego (9/9)
- Started at ILB and tied a career high with 13 tackles (11 solo) and tied a career high with 1.5 sacks vs. Tennessee (9/15)
- Started at ILB and tied for a team-high with 10 tackles (seven solo) at Baltimore (9/22)
- Started at ILB and recorded 10 tackles (seven solo) and a forced fumble vs. Seattle (9/29)
- Started at ILB and recorded eight tackles (five solo) at San Francisco (10/6)
- Started at ILB and recorded eight tackles (four solo) vs. St. Louis (10/13)
- Started at ILB and recorded five solo tackles and a pass defended before suffering a leg injury in the third quarter at Kansas City (10/20)

2012 (Houston 5/5):

- Started five games and led the team in tackles before suffering a season-ending knee injury
- Named a team captain for the second consecutive season
- Finished the season with 43 tackles (27 solo), one interception, two passes defended and one forced fumble
- Led the defense with nine tackles (six solo) while also intercepting a pass and forcing a fumble in the season opener vs. Miami (9/9)
- Named one of the Defensive Players of the Game after recording nine tackles (three solo) at Jacksonville (9/16)
- Made seven tackles (three solo) and broke up a pass at Denver (9/23)
- Set a career-high with 13 tackles (9 solo) vs. Tennessee (9/30)
- Had five tackles (three solo) at the New York Jets (10/8) before leaving the game with a knee injury

2011 (Houston 16/16, 2/2):

- Second-Team Associated Press All-Pro selection and finished the season with a team-best 114 tackles (77 solo), 4.0 sacks, two interceptions and two forced fumbles
- Elected a team captain by his teammates in the second half of the season
- Started and led all Texans defenders with seven tackles (four solo) and one quarterback pressure in the season opener vs. Indianapolis (9/11)
- Led the team with 10 tackles (seven solo) at Miami (9/18), his eighth double-digit tackle game
- Tied for the team lead with six tackles (two solo) vs. Pittsburgh (10/2)
- Recorded his first sack of the season and finished tied for the team lead in tackles with eight (seven solo) vs. Oakland (10/9)
- Led the defense with six tackles (five solo) and had a pass defended at Tennessee (10/23)
- Named the Defensive Player of the Game for the Texans after leading the team with seven tackles and intercepting a Blaine Gabbert pass vs. Jacksonville (10/30)
- Led the defense with seven tackles (four solo) and sacked Colt McCoy for a 5-yard loss vs. Cleveland (11/6)
- Led the defense with eight solo tackles, one sack and an interception at Tampa Bay (11/13)
- Tied for the team lead in tackles with six (five solo) while also adding two hits on the quarterback vs. Atlanta (12/4)
- Recorded his ninth career double-digit tackle game with 12 tackles (nine solo), including one for a loss vs. Carolina (12/18)
- Led the team in tackles for the 10th time in 2011 while also forcing two fumbles, including a sack-fumble on the first defensive play of the game at Indianapolis (12/22)
- Led the team with 19 postseason tackles
- Started in his postseason debut and registered a team-leading eight tackles, including five solos and one for loss in AFC Wild Card Playoff vs. Cincinnati (1/7/12)

- Recorded 11 tackles (five solo) and one pass defended in AFC Divisional Playoff at Baltimore (1/15/12)

2010 (Houston 12/12):

- Started the final 12 games of the regular season and totaled 76 tackles (49 solo), 1.5 sacks and one forced fumble
- Made season debut vs. the New York Giants (10/10) and had nine tackles (four solo) and one pass defended
- Made eight tackles (seven solo) including one quarterback hit vs. Kansas City (10/17)
- Returned to strongside linebacker and recorded nine solo tackles and one quarterback hit at Jacksonville (11/14)
- Made four solo tackles and forced a fumble at the New York Jets (11/21)
- Led the defense with seven tackles (three solo) including four for a loss to go along with two passes defended vs. Tennessee (11/28)
- Recorded 1.5 sacks for 12 yards lost and 10 tackles (six solo) including three for a loss vs. Baltimore (12/13)
- Made five tackles (four solo) including two quarterback hits vs. Jacksonville (12/11)

2009 (Houston 16/16):

- Started all 16 games as a rookie and was named Associated Press Defensive Rookie of the Year
- Voted into the 2010 Pro Bowl but was unable to play due to injury
- Made professional debut for the Texans, starting at linebacker against the New York Jets (9/13), and tied for the team high with eight tackles (five solo)
- Became the first Texans rookie to lead his team in tackles in his first three career games vs. Jacksonville (9/27), where he registered eight tackles (six solo), one tackle for loss, and two pass defenses
- Wrapped up Justin Fargas in the end zone for the Texans first safety since 12/15/02 vs. Oakland (10/4)
- Made nine tackles (six solo), two passes defended, two forced fumbles and intercepted a pass from Bengals QB Carson Palmer late in the fourth quarter to clinch the victory at Cincinnati (10/18)
- Named the AFC Defensive Player of the Week (10/21) for his performance at Cincinnati
- Led the Texans in tackles for the sixth time in eight games with 10 (three solo) as well as having one sack, one pass defended and one interception at Buffalo (11/1)
- Set a career high with 12 tackles (10 solo), one pass defended, one tackle for a loss and one quarterback hit at Indianapolis (11/8)
- Defensive leader in tackles for the ninth time, compiling 11 tackles (seven solo) vs. Indianapolis (11/29), where he picked off a Peyton Manning pass for his third interception of the season
- Named NFL Rookie of the Month in November after totaling 43 tackles, two interceptions and a sack
- Recorded one sack for a loss of 13 yards, three quarterback hits and 10 tackles (six solo) including three for a loss vs. Seattle (12/13)
- Made seven tackles (three solo) with two hits on Craig Nall including a half-sack for a loss of five yards at St. Louis (12/20)
- Made nine solo tackles at Miami (12/27), intercepted one pass, deflected a pass and had a sack for the third straight week

COLLEGE:

- Started 38-of-44 games he played in at USC, including 13 at right defensive end and 25 at strongside outside linebacker
- Finished his career with 178 tackles (101 solos) that included 8.5 quarterback sacks for minus 57 yards, 27.0 stops for losses totaling 106 yards and two pressures
- Intercepted one pass, deflected 12 others and blocked two punts
- Consensus All-American as a senior, earning first-team accolades from Sports Illustrated and second-team honors from The Sporting News and Associated Press, and a consensus first-team All-Pac 10 choice
- Finalist for the Butkus Award, semifinalist for the Lombardi Award and quarterfinalist for the Lott Trophy
- Honorable mention All-Pac 10 selection in 2007 and second-team all-conference pick in 2006
- Started the last four games in 2005, including the national title game

PERSONAL:

- Attended Bergen Catholic (Oradell, N.J.) High School
- Earned Parade, USA Today, Prep Football Report, Scout.com, Super Prep, EA Sports and Prep Star All-American honors as a senior
- Recorded 120 tackles, 11 stops for loss, 10 sacks and seven interceptions as a linebacker in 2004
- Played running back and tight end and gained 475 rushing yards with 10 touchdowns and caught 13 passes for 456 yards (35.1 avg) with seven scores

CUSHING, BRIAN

Cushing's 2013 Season Statistics

Date	Opp	GP	GS	TotSoloAsst	Sk Yds	Int Yds	Lg	TD	PD	FF	FR	Yds	TD
9/9	at SD	1	1	11 5 6	0.0 0	1 18	18	1	1	0	0	0	0
9/15	vs. TEN	1	1	13 11 2	1.5 9	0 0	--	0	0	0	0	0	0
9/22	at BAL	1	1	10 7 3	0.0 0	0 0	--	0	0	0	0	0	0
9/29	vs. SEA	1	1	10 7 3	0.0 0	0 0	--	0	0	1	0	0	0
10/6	at SF	1	1	8 5 3	0.0 0	0 0	--	0	0	0	0	0	0
10/13	vs. STL	1	1	8 4 4	0.0 0	0 0	--	0	0	0	0	0	0
10/20	at KC	1	1	5 5 0	0.0 0	0 0	--	0	1	0	0	0	0
11/3	vs. IND	0	0	0 0 0	0.0 0	0 0	--	0	0	0	0	0	0
11/10	at ARI	0	0	0 0 0	0.0 0	0 0	--	0	0	0	0	0	0
11/17	vs. OAK	0	0	0 0 0	0.0 0	0 0	--	0	0	0	0	0	0
11/24	vs. JAC	0	0	0 0 0	0.0 0	0 0	--	0	0	0	0	0	0
12/1	vs. NE	0	0	0 0 0	0.0 0	0 0	--	0	0	0	0	0	0
12/5	at JAC	0	0	0 0 0	0.0 0	0 0	--	0	0	0	0	0	0
12/15	at IND	0	0	0 0 0	0.0 0	0 0	--	0	0	0	0	0	0
12/22	vs. DEN	0	0	0 0 0	0.0 0	0 0	--	0	0	0	0	0	0
12/29	at TEN	0	0	0 0 0	0.0 0	0 0	--	0	0	0	0	0	0
2013 Totals		7	7	65 44 21	1.5 9	1 18	18	1	2	1	0	0	0

Cushing's Career Statistics

Year	Team	GP	GS	TotSoloAsst	Sk Yds	Int Yds	Lg	TD	PD	FF	FR	Yds	TD
2009	Hou	16	16	133 85 48	4.0 30.5	4 26	20	0	10	2	0	0	0
2010	Hou	12	12	76 49 27	1.5 12	0 0	0	0	4	1	0	0	0
2011	Hou	16	16	114 77 37	4.0 21.0	2 5	5	0	5	2	0	0	0
2012	Hou	5	5	43 27 16	0.0 0.0	1 1	1	0	2	1	0	0	0
2013	Hou	7	7	65 44 21	1.5 9.0	1 18	18	1	2	1	0	0	0
Career		56	56	431 282 149	11 72.5	8 50	20	1	23	7	0	0	0

Cushing's Career Highs

Tackles	13	twice, most recent vs. Tennessee, 9/15/13
Sacks	1.5	twice, most recent vs. Tennessee, 9/15/13
Interceptions	1	eight times, most recent: at San Diego (P. Rivers), 9/9/13
Passes Defensed	2	three times, most recent: vs. Tennessee, 11/28/10
Forced Fumbles	2	twice, most recent: at Indianapolis, 12/22/11
Safeties	1	vs. Oakland, 10/4/09
Touchdowns	1	at San Diego, 9/9/13

Cushing's Career Playoff Statistics

Date	Opp.	GP	GS	TotSoloAsst	Sk Yds	Int Yds	Lg	TD	PD	FF	FR	Yds	TD
1/7/12	vs. Cin (WC)	1	1	8 5 3	0.0 0.0	0 0	0	0	0	0	0	0	0
1/15/12	at Bal (Div)	1	1	11 5 6	0.0 0.0	0 0	0	0	1	0	0	0	0
Career		2	2	19 10 9	0.0 0.0	0 0	0	0	1	0	0	0	0

TEXANS BIOS

INJURED RESERVE WITH DESIGNATION FOR RETURN



OWEN DANIELS

TIGHT END

81

Height: 6-3 | Weight: 249 | College: Wisconsin |
 Hometown: Naperville, Ill. | 8th NFL Season |
 8th with Texans | Age as of Kickoff Weekend 2013: 30 |
 Acquired: D4-'06 (98th overall) | 2013 GP/GS: 5/5 |
 Career GP/GS (Playoffs): 100/96 (4/4) | Teams: Houston, 2006-13 |

TRANSACTIONS: Selected by Houston Texans in the fourth round (98th pick overall) of the 2006 NFL Draft...Signed by Texans on July 12, 2006...Re-signed with Texans on June 15, 2009...Placed on Reserve/Injured list on Nov. 4, 2009...Re-signed with Texans on June 11, 2010...Re-signed with Texans on March 3, 2011...Placed on Injured Reserve with designation for return on Oct. 9, 2013.

HONORS:

- Two-time Pro Bowl Selection (2009 and 2013)

CAREER:

- Texans all-time leader in receptions (385) and receiving yards (4,617) at tight end
- Ranks second in both receptions and receiving yards in team history, while his 259 receiving first downs also ranks second in team history
- Has caught a pass in 88 consecutive regular season games played
- Became the second player to have 4,000-plus receiving yards in team history
- Is averaging 46.2 receiving yards per game, which is second in team history
- The first Texan to score in the NFL Pro Bowl when he caught a 9-yard touchdown pass in the second quarter of the 2009 game

2013 (Houston 5/5):

- Started at TE and recorded five receptions for 67 yards (13.4 avg.) and tied his career high with two touchdowns at San Diego (9/9)
- Started at TE and recorded two receptions for 24 yards (12.0 avg.) and a touchdown vs. Tennessee (9/15)
- Started at TE and recorded five receptions for 29 yards (5.8 avg.) at Baltimore (9/22)
- Started at TE and recorded six receptions for 72 yards (12.0 avg.) vs. Seattle (9/29)
- Started at TE and recorded six catches for 60 yards (10.0 avg.) at San Francisco (10/6)
- Placed on IR with designation for return on Oct. 9, 2013

2012 (Houston 15/14, 2/2):

- Started 14-of-15 games during the season, catching 62 passes for 716 yards and a career-high six touchdowns
- Made his 2nd Pro Bowl appearance as a tight end for the AFC
- Made his 300th career reception with his first catch before finishing with four receptions for 87 yards in the season opener vs. Miami (9/9)
- Led the team with a game-high six receptions, gaining 47 yards at Jacksonville (9/16)
- Caught three passes for 26 yards including a 14-yard touchdown at Denver (9/23)
- Named the Offensive Player of the Game after leading the team with six receptions for 72 yards and a touchdown vs. Tennessee (9/30)
- Led the team with four receptions for 79 yards at the New York Jets (10/8) and caught a touchdown pass for the third consecutive game
- Caught his fourth touchdown pass of the season as part of a season-high seven-catch day vs. Baltimore (10/21)
- Tied a career-high with his fifth touchdown catch of the season on a 39-yards pass as part of a 62 yard day vs. Buffalo (11/4)
- Inactive at Chicago (11/11)
- Caught six passes for 57 yards vs. Jacksonville (11/18)
- Caught his career-best sixth touchdown of the season when he hauled in a 9-yard pass in the second quarter at Detroit (11/22)
- Had two receptions for 24 yards at New England (12/10)
- Caught four passes for 40 yards vs. Indianapolis (12/16)
- Led all Texans receivers with nine receptions for 91 yards in AFC Wild Card Playoff vs. Cincinnati (1/5/13)
- Had a team-high nine receptions for 81 yards in AFC Divisional Playoff at New England (1/13/13)

2011 (Houston 15/15, 2/2):

- Led the team and ranked sixth among AFC tight ends with 54 receptions and for 677 yards and had three touchdown catches
- Caught three passes for 25 yards including his first touchdown of the season on a 4-yard reception in the second quarter at Miami (9/18)
- Had five receptions for 76 yards and a touchdown for the second consecutive game at New Orleans (9/25)
- Caught a touchdown in the third consecutive game as part of a five-reception, 69-yard day vs. Pittsburgh (10/2)
- Led all Texans in receptions with a season-high seven for 89 yards vs. Oakland (10/9)
- Caught a pass in his 60th consecutive game when he hauled in a season-long 34-yarder in the second quarter at Tennessee (10/23) as part of a 71-yard day receiving
- Made four receptions for 60 yards including a crucial finger-tip catch to convert a third down at the end of the fourth quarter vs. Jacksonville (10/30)
- Surpassed 3,500 career receiving yards on his second catch of the game, an 8-yard gain in the first quarter vs. Atlanta (12/4)
- Led all Texans with 100 yards receiving on seven receptions including a one-handed grab on third down that helped set up the game winner at Cincinnati (12/11)
- Inactive in the season finale vs. Tennessee (1/1/12)
- Started in his postseason debut and caught two passes for 29 yards in AFC Wild Card Playoff vs.

Cincinnati (1/7/12)

- Had two receptions for 26 yards in AFC Divisional Playoff at Baltimore (1/15/12)

2010 (Houston 11/10):

- Played in 11 games with 10 starts and caught 38 passes on the season for 471 yards and two touchdowns
- Caught five passes for 91 yards vs. Baltimore (12/13)
- Had a team-high eight receptions for 73 yards and his first touchdown of the season at Denver (12/26)
- Recorded five receptions for 62 yards and a touchdown vs. Jacksonville (1/2/11)

2009 (Houston 8/8):

- Started the first eight games of the season and caught 40 passes for 519 yards and five touchdowns before suffering a season-ending knee injury Week 9 against Buffalo
- Had six receptions for 72 yards and a third quarter game-tying touchdown at Tennessee (9/20) to help set up for the game-winning field goal
- Caught eight passes for 94 yards in the second half at Arizona (10/11)
- Caught seven passes for 78 yards and tied a career high with two touchdowns at Cincinnati (10/18)
- Was the team leader in receptions and yards vs. San Francisco (10/25) where he had seven catches for 123 yards and a touchdown
- Made one catch for 22 yards at Buffalo (11/1) before leaving the game with a torn ACL and being placed on the reserve/injured list (11/4)

2008 (Houston 16/16):

- Started all 16 games and caught 70 passes for 862 yards and two touchdowns, earning his first trip to the Pro Bowl
- Ranked second among AFC tight ends in receiving yards (862) and first downs (46), trailing only Kansas City TE Tony Gonzalez in both categories
- Ranked in the top five among AFC tight ends in receptions (third, 70), receiving yards per game (third, 53.9) and yards per reception (fourth, 12.3)
- Teamed with Andre Johnson to form the most prolific receiver-tight end pairing in the NFL with a combined 185 receptions and 2,437 yards
- Recorded 66 yards on six receptions including two touchdowns vs. Detroit (10/19)
- Caught 11 passes for 131 yards, both career-highs at Minnesota (11/2)
- Caught seven passes for 111 yards at Oakland (12/21)

2007 (Houston 16/16):

- Started all 16 games and finished with 63 catches for 768 yards and three touchdowns
- Reception and yardage totals both ranked sixth among NFL tight ends
- His 63 catches were second-most on the team and his 768 yards ranked third
- Caught a season-high seven passes for 56 yards vs. Indianapolis (9/23)
- Caught six passes for a season-high 96 yards vs. Miami (10/7)
- Tied his season high with seven receptions for 82 yards and scored his first touchdown of the season at Cleveland (11/25)

2006 (Houston 14/12):

- Started 12 games as a rookie and finished tops in NFL among rookie tight ends with 34 catches for 352 yards and five touchdowns
- His five scores tied for the team lead and were the most ever by a Texans tight end
- Started his first career game vs. Philadelphia (9/10)
- Registered four catches for 44 yards, including his first career touchdown for 33 yards at Indianapolis (9/17)
- Had a season-high 99 receiving yards with nine catches and two TDs at Tennessee (10/29), setting a team record for rookie tight ends

COLLEGE:

- Began his Wisconsin career on special teams and at quarterback
- Moved to flanker and then tight end as a sophomore and also saw action at split end and wingback
- Played in 43 games during his career, 36 of them as a receiver
- Caught 62 passes for 852 yards (13.7 avg) and eight touchdowns
- Atmospheric and oceanic sciences major who earned Academic All-Big Ten Conference honors in 2002

PERSONAL:

- Resides in Houston
- Played basketball and ran track at Naperville (Ill.) Central High School for the Redhawks

DANIELS, OWEN

Daniels' 2013 Season Statistics

Date	Opp	GP	GS	Rush	Yds	Avg	Lg	TD	Rec	Yds	Avg	Lg	TD
9/9	at SD	1	1	0	0	--	--	0	5	67	13.4	28	2
9/15	vs. TEN	1	1	0	0	--	--	0	2	24	12.0	12	1
9/22	at BAL	1	1	0	0	--	--	0	5	29	5.8	13	0
9/29	vs. SEA	1	1	0	0	--	--	0	6	72	12.0	21	0
10/6	at SF	1	1	0	0	--	--	0	6	60	10.0	19	0
10/13	vs. STL	0	0	0	0	--	--	0	0	0	--	--	0
10/20	at KC	0	0	0	0	--	--	0	0	0	--	--	0
11/3	vs. IND	0	0	0	0	--	--	0	0	0	--	--	0
11/10	at ARI	0	0	0	0	--	--	0	0	0	--	--	0
11/17	vs. OAK	0	0	0	0	--	--	0	0	0	--	--	0
11/24	vs. JAC	0	0	0	0	--	--	0	0	0	--	--	0
12/1	vs. NE	0	0	0	0	--	--	0	0	0	--	--	0
12/5	at JAC	0	0	0	0	--	--	0	0	0	--	--	0
12/15	at IND	0	0	0	0	--	--	0	0	0	--	--	0
12/22	vs. DEN	0	0	0	0	--	--	0	0	0	--	--	0
12/29	at TEN	0	0	0	0	--	--	0	0	0	--	--	0
2013 Totals		5	5	0	0	0.0	0	0	24	252	10.5	93	3

Daniels' Career Statistics

Year	Team	GP	GS	Rush	Yds	Avg	Lg	TD	Rec	Yds	Avg	Lg	TD
2006	Hou	14	12	0	0	-	-	0	34	352	10.4	33t	5
2007	Hou	16	16	0	0	-	-	0	63	768	12.2	29	3
2008	Hou	16	16	0	0	-	-	0	70	862	12.3	35	2
2009	Hou	8	8	0	0	-	-	0	40	519	13.0	44	5
2010	Hou	11	10	0	0	-	-	0	38	471	12.4	31	2
2011	Hou	15	15	0	0	-	-	0	54	677	12.5	34	3
2012	Hou	15	14	0	0	-	-	0	62	716	11.5	39t	6
2013	Hou	5	5	0	0	-	-	0	24	252	10.5	93	3
Career		100	96	0	0	-	-	0	385	4,617	12.0	93	29

Daniels' Career Highs

Receptions	11	at Minnesota (133 yards), 11/2/08
Receiving Yards	133	at Minnesota (11 receptions), 11/2/08
Receiving Touchdowns	2	four times, most recent: at San Diego 9/9/13
Receiving Long	44	vs. Oakland, 10/4/09

Additional Statistics

Special Teams Tackles: 2 total; 2006 – 2.

Daniels' Career Playoff Statistics

Date	Opp.	GP	GS	Rush	Yds	Avg	Lg	TD	Rec	Yds	Avg	Lg	TD
1/7/12	vs. Cin (WC)	1	1	0	0	0	0	0	2	29	14.5	21	0
1/15/12	at Bal (Div)	1	1	0	0	0	0	0	2	26	13.0	17	0
1/5/13	vs. Cin (WC)	1	1	0	0	0	0	0	9	91	10.1	19	0
1/13/13	at NE (Div)	1	1	0	0	0	0	0	9	81	9.0	24	0
Career		4	4	0	0	0	0	0	22	227	10.3	24	0



ARIAN FOSTER

RUNNING BACK

Height: 6-1 | Weight: 227 | College: Tennessee |
 Hometown: San Diego, Calif. | 5th NFL Season |
 5th with Texans | Age as of Kickoff Weekend 2013: 27 |
 Acquired: CFA-'09 | 2013 GP/GS: 8/8 |
 Career GP/GS (Playoffs): 58/50 (4/4) | Teams: Houston, 2009-13 |

23

TRANSACTIONS: Signed by Houston Texans as an undrafted free agent on May 1, 2009...Released by Texans on Sept. 5, 2009...Signed to Texans practice squad on Sept. 6, 2009...Signed to Texans active roster on Nov. 17, 2009...Re-signed with Texans on March 6, 2012...Placed on Injured Reserve on Nov. 12, 2013

HONORS:

- Associated Press First-Team All-Pro (2010)
- Associated Press Second-Team All-Pro (2011)
- Three-time Pro Bowl (2011-2013)
- Sporting News All-Pro (2010)
- Pro Football Weekly/Pro Football Writers of America All-NFL Team (2010)
- Pro Football Weekly/Pro Football Writers of America Most Improved Player (2010)
- AFC Offensive Player of the Week (Week 1, 2010; Week 4, 2011; Week 7, 2011)
- AFC Offensive Player of the Month (September, 2010; October, 2011)
- FedEx Ground Player of the Week (Week 1, 2010; Week 17, 2010)
- FedEx Ground Player of the Year Finalist (2010)
- USA Football All-Fundamentals Team (2012)
- Houston Texans Team MVP (2010)
- ESPY - NFL Strongest Performance (2011)

CAREER:

- Ranks first in franchise history with 5,063 yards and 45 rushing touchdowns
- Has compiled 3 consecutive 1,000-yard seasons
- Led NFL in rushing in 2010 and recorded the most rushing yards ever by an undrafted player with 1,616 yards, surpassing Priest Holmes' previous record of 1,615 set in 2002
- Was the third player in NFL history to amass 1,600 rushing yards and 600 receiving yards in a season when he did so in 2010
- Has 25 100-yard rushing games and three 100-yard receiving games in his career
- Became the fifth player in NFL history to surpass 1,000 rushing yards and 600 receiving yards in consecutive seasons (2010-11)
- Finished 2009 with 54 carries for 257 yards and three touchdowns to go with eight receptions for 93 yards
- Tied with Terrell Davis for most rushing yards in first four postseason games with 515 yards

2013 (Houston 8/8):

- Has started at RB in all eight games this season
- Started at RB and recorded 19 rushes for 79 yards (4.2 avg.) and a touchdown as well as the game-tying two point conversion in the fourth quarter vs. Tennessee (9/15) in Week 2
- Started at RB and recorded 27 rushes for 102 yards (3.8 avg.) and caught six passes for 69 yards (11.5 avg.) and a touchdown vs. Seattle (9/29)
- Started at RB and recorded 21 rushes for 98 yards (4.7 avg.) and caught four passes for 20 yards (5.0 avg.) at San Francisco (10/6)
- Started at RB and rushed for a season-high 141 yards on 20 carries (7.1 avg.) to go along with four receptions for 57 yards. Also, he became the 13th-fastest running back to reach 5,000 yards in the game vs. St. Louis (10/13)
- Started at RB and recorded four rushes for 11 yards (2.8 avg.) before leaving the game in the first quarter with a hamstring injury at Kansas City (10/20)
- Started at RB and played the first series before leaving the game with an injury vs. Indianapolis (11/3)
- Inactive due to a back injury at Arizona (11/10)
- Placed on Injured Reserve due to a back injury on Nov. 12, 2013

2012 (Houston 16/16, 2/2):

- Finished the season with 351 rushes for 1,411 yards and an NFL-best 15 touchdowns along with 40 receptions for 217 yards and two touchdowns
- Led NFL in touchdowns with 17 on the season
- Had 14 carries for 70 yards and two touchdowns in the season opener vs. Miami (9/9)
- Became the second Texans position player to score more than 200 career points when he scored his first touchdown of the season vs. Miami (9/9)
- Carried 28 times for 110 yards and a touchdown, becoming the Texans all-time leader in rushing on a 9-yard gain in the second quarter at Jacksonville (9/16)
- Ran for 100 yards for the second consecutive game as he racked up 105 yards on 25 carries as well as catching a 3-yard touchdown pass at Denver (9/23)
- Scored a touchdown in his sixth consecutive regular season game when he found the end zone from 4 yards out in the first quarter vs. Tennessee (9/30)
- Rushed for 152 yards and a touchdown at the New York Jets (10/8)
- Rushed for two touchdowns vs. Green Bay (10/14)
- Had 19 carries for 98 yards and two touchdowns vs. Baltimore (10/21)
- Ran for 111 yards on 24 carries vs. Buffalo (11/4) while scoring a touchdown in his 10th consecutive game
- Scored a touchdown in his 11th consecutive game when he caught a 3-yard touchdown pass in the second quarter to go along with 29 carries for 102 yards rushing at Chicago (11/11)
- Rushed for 77 yards and had 15 more receiving vs. Jacksonville (11/18)
- Surpassed 1,000 yards rushing for the third consecutive season as he rushed for 102 yards on 20

- carries and scored two touchdowns at Detroit (11/22)
- Scored his 13th rushing touchdown of the season on a 2-yard run at Tennessee (12/2)
- Had 46 yards rushing and scored his 14th rushing touchdown of the season to go along with a season-high 39 yards receiving at New England (12/10)
- Topped 100 rushing yards for the seventh time in 2012, finishing with a season-high 165 yards on 27 carries at Indianapolis (12/16)
- Became the first player in NFL history to top 100 yard rushing in each of his first three postseason games as he rushed for 140 yards and a touchdown in the AFC Wild Card Playoff vs. Cincinnati (1/5/13)
- Had 153 all-purpose yards (90 rushing/63 receiving) and two touchdowns in AFC Divisional Playoff at New England (1/13/13)

2011 (Houston 13/13, 2/2):

- Third in NFL in scrimmage yards (1,841) and averaged an NFL-best 141.6 yards per game
- Finished the season with 278 rushes for 1,224 yards and 10 touchdowns along with 53 receptions for 617 yards and two touchdowns
- Inactive for three games
- Made his 2011 debut, rushing for 33 yards on 10 carries at Miami (9/18)
- Returned to starting lineup vs. Pittsburgh (10/2) and ran for 155 yards on 30 carries, including a 42-yard touchdown run which proved to be the game-winner
- Set a career-high with 116 yards receiving on five receptions while rushing for an additional 68 yards on 22 carries vs. Oakland (10/9)
- Became the first Texans player to surpass 100 yards rushing and receiving in the same game and the 32nd all-time, finishing with 115 yards rushing and 119 yards receiving with three touchdowns (2 rushing, 1 receiving) at Tennessee (10/23)
- Ran for 112 yards on 33 carries and a touchdown vs. Jacksonville (10/30)
- Had 19 carries for 124 yards including a 19-yard touchdown run vs. Cleveland (11/6)
- Joined Walter Payton as the only backs to have two 70-plus yard touchdown receptions in a season since 1970 after he had a 78-yard touchdown reception as part of 102-yard receiving and 84-yard rushing day at Tampa Bay (11/13)
- Carried 31 times for 111 yards and a touchdown vs. Atlanta (12/4)
- Surpassed the 1,000-yard mark for the second consecutive season while running for 109 yards on 16 carries and a touchdown vs. Carolina (12/18)
- Ran for season-high 158 yards on 23 carries and a touchdown vs. Indianapolis (12/22)
- Finished the postseason with 51 rushes for 285 yards, the most by any running back in NFL history in his first two playoff games, and three touchdowns; also caught eight passes for 51 yards
- Started in his postseason debut and rushed for 153 yards on 24 carries with two scores, including a 42-yard scoring run in the fourth quarter, and caught three passes for 29 yards in AFC Wild Card Playoff vs. Cincinnati (1/7/12)
- Rushed 27 times for 132 yards, the most ever given up by Baltimore's defense in a postseason game, and a touchdown to go along with five receptions for 22 yards in AFC Divisional Playoff at Baltimore (1/15/12)

2010 (Houston 16/13):

- Led NFL in rushing yards (1,616), scrimmage yards (2,220), scoring by a non-kicker (108 points), touchdowns (18) and first downs (123), all of which were Texans team records
- Ran for a franchise-record 231 yards and three touchdowns on 33 carries vs. Indianapolis (9/12), becoming the first player in NFL history to run for 200-plus yards and three touchdowns on opening weekend
- His 231 yards rushing in a game were the seventh-most in NFL history, earning him AFC Offensive Player of the Week and FedEx Ground NFL Player of the Week honors
- Rushed for 133 yards on 17 carries, including a 74-yard touchdown on his first carry of the game and caught three passes for 56 yards, including a 10-yard touchdown reception at Oakland (10/3)
- Had 143 yards rushing on 30 carries and another nine receptions for a season-high 75 yards, totaling 218 all-purpose yards vs. Tennessee (11/28)
- Broke RB Steve Slaton's single-season franchise rushing record of 1,282 yards from 2008 as he ran for 100 yards on 20 carries and added four catches for 25 yards vs. Baltimore (12/13) on Monday Night Football
- Wrapped up the NFL rushing title with 180 yards on 31 carries and two touchdowns in the season finale vs. Jacksonville (1/2/11), earning FedEx Ground Player of the Week honors for the second time in the 2010 season

2009 (Houston 6/1):

- Saw action in the last six games of his rookie season, starting one, and finished the season with 257 yards on 54 carries and three touchdowns
- Made his NFL debut vs. Tennessee (11/23) and played on special teams where he assisted on one tackle
- Saw action at running back for the first time in his NFL career vs. Seattle (12/13)
- Scored his first career touchdown on a 17-yard run up the middle in the second quarter at Miami (12/27) and finished the game with 19 carries for 97 yards
- Made his first career start vs. New England (1/3/10) and posted his first career 100-yard game, rushing for 119 yards and two scores on 20 carries

COLLEGE:

- Rushed for 2,964 yards in four years at the University of Tennessee
- Led the team with 570 rushing yards and a touchdown as a senior in 2008
- Finished sixth among SEC rushing leaders with 1,193 yards and 12 touchdowns along with 39 receptions for 340 yards and two scores as a junior in 2007, earning second-team All-SEC honors from the Associated Press and Rivals.com
- Rushed 91 times for 322 yards with five touchdowns and caught 11 passes for 88 yards as a sophomore in 2006
- Earned freshman All-America accolades from Rivals.com and The Sporting News in 2005 when he

FOSTER, ARIAN

ran for 879 yards and five touchdowns

- Ran for a career-high 223 yards against Vanderbilt as a freshman
- Redshirted during the 2004 season

PERSONAL:

- San Diego Union-Tribune's All-San Diego Western League Player of the Year as a senior at Mission Bay High School
- Named All-West Region by PrepStar and also earned All-California Interscholastic Federation honors
- Led county with 2,500 all-purpose yards, racking up 2,093 rushing yards and 24 touchdowns while adding six scores on kickoff returns as senior in 2003
- Was a member of the basketball and track and field squads in addition to the football team

Foster's 2013 Season Statistics

Date	Opp	GP	GS	Rush	Yds	Avg	Lg	TD	Rec	Yds	Avg	Lg	TD
9/9	at SD	1	1	18	57	3.2	9	0	6	33	5.5	8	0
9/15	vs. TEN	1	1	19	79	4.2	16	1	1	6	6.0	6	0
9/22	at BAL	1	1	12	54	4.5	10	0	1	-2	-2.0	-2	0
9/29	vs. SEA	1	1	27	102	3.8	16	0	6	69	11.5	31	1
10/6	at SF	1	1	21	98	4.7	17	0	4	20	5.0	9	0
10/13	vs. STL	1	1	20	141	7.1	23	0	4	57	14.3	41	0
10/20	at KC	1	1	4	11	2.8	11	0	0	0	--	--	0
11/3	vs. IND	1	1	0	0	--	--	0	0	0	--	--	0
11/10	at ARI	0	0	0	0	--	--	0	0	0	--	--	0
11/17	vs. OAK	0	0	0	0	--	--	0	0	0	--	--	0
11/24	vs. JAC	0	0	0	0	--	--	0	0	0	--	--	0
12/1	vs. NE	0	0	0	0	--	--	0	0	0	--	--	0
12/5	at JAC	0	0	0	0	--	--	0	0	0	--	--	0
12/15	at IND	0	0	0	0	--	--	0	0	0	--	--	0
12/22	vs. DEN	0	0	0	0	--	--	0	0	0	--	--	0
12/29	at TEN	0	0	0	0	--	--	0	0	0	--	--	0
2013 Totals		8	8	121	542	4.5	23	1	22	183	8.3	41	1

Foster's Career Statistics

Year	Team	GP	GS	Rush	Yds	Avg	Lg	TD	Rec	Yds	Avg	Lg	TD
2009	Hou	6	1	54	257	4.8	24	3	8	93	11.6	20	0
2010	Hou	16	13	327	1616	4.9	74t	16	66	604	9.2	50	2
2011	Hou	13	13	278	1224	4.4	43	10	53	617	11.6	78t	2
2012	Hou	16	16	351	1424	4.1	46	15	40	217	5.4	23	2
2013	Hou	8	8	121	542	4.5	23	1	22	183	8.3	41	1
Career		59	51	1,131	5,063	4.5	46	45	189	1,714	9.1	50	7

Foster's Career Highs

Rushing Yards	231	vs. Indianapolis (33 attempts), 9/12/10
Rushing Attempts	33	twice, most recent: vs. Jacksonville (112 yards), 10/30/11
Rushing Touchdowns	3	vs. Indianapolis, 9/12/10
Rushing Long	74t	at Oakland, 10/3/10
Receptions	9	twice, most recent: vs. Tennessee (75 yards), 11/28/10
Receiving Yards	119	at Tennessee (5 receptions), 10/23/11
Receiving Long	78t	twice, most recent: at Tampa Bay, 11/13/11
Receiving Touchdowns	1	seven times, most recent: vs. Seattle, 9/29/13

Additional Statistics

Special Teams Tackles: 1 total; 2009 – 1.

Foster's Career Playoff Statistics

Date	Opp.	GP	GS	Rush	Yds	Avg	Lg	TD	Rec	Yds	Avg	Lg	TD
1/7/12	vs. Cin (WC)	1	1	24	153	6.4	42	2	3	29	9.7	15	0
1/15/12	at Bal (Div)	1	1	27	132	4.9	28	1	5	22	4.4	16	0
1/5/13	vs. Cin (WC)	1	1	32	140	4.4	17	1	8	34	4.3	13	0
1/13/13	at NE (Div)	1	1	22	90	4.1	21	1	7	63	9.0	28	1



ALEC LEMON

WIDE RECEIVER

Height: 6-1 | Weight: 203 | College: Syracuse |
 Hometown: Crofton, Md. | Rookie |
 First with Texans | Age as of Kickoff Weekend 2013: 22 |
 Acquired: CFA-'13 |

17

TRANSACTIONS: Signed by the Houston Texans on May 10, 2013...Placed on Injured reserve on Aug. 27, 2013.

Career Notes:

- Owns Syracuse career and single-season receptions records with 201 career catches and 72 in 2012
- Ranks second on SU's career receiving yards record list (2,596) and is third with 18 career receiving touchdowns
- Closed his career with a streak of 28 consecutive games with a reception, which ranks fourth in SU history
- Started 39-of-48 games in which he played

2012 (Senior):

- All-Big East First Team selection and Senior Bowl selection after catching 72 passes for 1,070 yards for seven touchdowns
- Biletnikof Award semifinalist
- Third receiver in SU history to record 1,000 yards receiving in a season and posted five 100-yard receiving performances
- Averaged 89.2 receiving yards per game to rank fourth on SU's list for single-season receiving yards per game, ranked 23rd nationally and first in the conference
- Played in 12 games with 11 starts
- At Minnesota, extended his streak to 19 consecutive games with a catch, tallying nine catches for 106 yards to become SU's all-time leader in receptions and earned a selection to the Big East Weekly Honor Roll
- Caught eight passes for 166 yards, including a touchdown, set his career-long with a 68-yard reception and extended his streak to 22 consecutive games with a catch against Connecticut
- At Cincinnati, caught seven passes for 101 yards and one touchdown, to become the sixth SU player to record 2,000 career receiving yards
- Against Louisville, caught nine passes for 176 yards and two touchdowns, recorded his second straight 100-yard receiving game, earned an ESPN Gameday Helmet Sticker
- At Missouri, caught 12 passes for 244 yards, both new career-highs and two touchdowns, to tie his career-high and earned a spot on the Big East Weekly Honor Roll

2011 (Junior):

- All-Big East Second Team selection
- One of 11 players to start all 12 games
- Set the Syracuse single-season record with 68 receptions and had 834 receiving yards to rank ninth on the SU single-season record list and is the highest total for a junior in Syracuse history
- His 5.7 receptions per game ranked third in the Big East and 46th nationally, and his 69.5 receiving yards per game was fourth in the league
- At Connecticut, earned Big East Weekly Honor Roll recognition after catching nine passes for 157 yards and a touchdown
- Against South Florida, had 10 receptions for 179 yards and two touchdowns

2010 (Sophomore):

- Played in 12 games, including 10 starts
- Caught 32 passes for 397 yards and four touchdowns
- Against Louisville, caught five passes for 73 yards, including a career-long 51 yard touchdown reception

2009 (Freshman):

- ESPN.com All-Big East Freshman Team selection
- Played in all 12 games, including six starts
- His 29 receptions ranked second on the SU record list for catches by a freshman
- Totaled 295 yards and caught one touchdown pass, against Connecticut
- At Connecticut, he recorded season highs with nine receptions for 140 yards and a long reception off 33 yards and a touchdown

High School:

- 2008 MaxPreps second-team All-American and Associated Press First Team All-State at Arundel (Md.) Senior High School for head coach Chuck Markiewicz
- Capital Gazette 2008 Player of the Year and Rhodes Trophy recipient
- Washington Post and Baltimore Sun All-Metro First Team
- Baltimore Sun First Team All-County
- 2008 Baltimore Touchdown Club Super 22 Team
- Earned the Jim Rhodes Memorial Trophy as the Most Outstanding Player in Anne Arundel County
- As a team captain in 2008, led team to the state semifinals and an 11-2 record and set Maryland state records for receiving yards (1,616) and tied state records for receptions (103) and touchdowns (23). Also rushed for 215 yards on 27 carries and four touchdowns...Returned three kickoffs for touchdowns. As a safety, he had 30 tackles, intercepted six passes, including one he returned for a touchdown, and forced two fumbles
- 2007 honorable mention all-state by the state football writers association and second-team all-county by the coaches after leading his team to the state championship game and a 13-1 record with 70 receptions, 969 yards and 13 touchdowns

- Earned letters in baseball and volunteered for the Arundel School Mentoring Program

Personal:

- Full name is Alec Tyler Lemon
- Son of Sean and Ellen Asbury
- Majored in sociology

Lemon's Receiving Statistics at Syracuse

RECEIVING							
Year	GP	GS	Rec	Yds	Avg	Lg	TD
2009	12	6	29	295	10.2	33	1
2010	12	10	32	397	12.4	51	4
2011	12	12	68	834	12.3	58	6
2012	12	11	72	1,070	14.9	68	7
Total	48	39	201	2,596	12.9	68	18

Additional Statistics:

Passing: 1-for-1 for a 28-yard touchdown against USC in 2011
 Rushing: 6 carries for 12 yards and a touchdown



DANIEAL MANNING

STRONG SAFETY

Height: 5-11 | Weight: 212 | College: Abilene Christian |
 Hometown: Corsicana, Texas | 8th NFL Season |
 3rd with Texans | Age as of Kickoff Weekend 2013: 31 |
 Acquired: UFA-'11 (CHI) | 2013 GP/GS: 6/6 |
 Career GP/GS (Playoffs): 112/91 (2/2) |
 Teams: Chicago, 2006-10; Houston, 2011-13 |

38

TRANSACTIONS: Selected by Chicago Bears in the second round (42nd overall) in the 2006 NFL Draft... Signed with Bears on July 5, 2006... Re-signed with Bears on May 19, 2010... Signed with Houston Texans on July 29, 2011... Placed on Injured Reserve with a knee injury on Oct. 15, 2013.

CAREER:

- Has played in 112 career games with 91 starts and has recorded 521 total tackles, including 428 solo, 11 interceptions, nine forced fumbles, five fumble recoveries and two field goals blocked
- Excellent kick returner with a career average of 26.8 yards per return on 116 attempts, which is the fourth-highest kickoff return average since entering the League in 2006

2913 (Houston 6/6):

- Started at SS and recorded six solo tackles and recorded a sack for a loss of six yards as well as a pass defended at San Diego (9/9)
- Started at SS and recorded seven tackles (six solo) vs. Tennessee (9/15)
- Started at SS and recorded five solo tackles and a pass defended at Baltimore (9/22)
- Started at SS and recorded four tackles (three solo) vs. Seattle (9/29)
- Started at SS and recorded seven tackles (six solo) and a pass defended at San Francisco (10/6)
- Started at SS and recorded six tackles (five solo) and returned his first kick of the season for 18 yards before being injured in the third quarter vs. St. Louis (10/13)

2012 (Houston 16/16, 2/2):

- Had a career-high 96 tackles (87 solo) to go along with one sack, three forced fumbles and two interceptions for the season
- Made seven tackles (five solo) and recovered a fumble in the season opener vs. Miami (9/9)
- Had five tackles (three solo) at Jacksonville (9/16)
- Intercepted his first pass of the season and returned it 55 yards for a touchdown vs. Tennessee (9/30), giving him his first career interception return for a touchdown
- Recorded two tackles (both solo) and one pass defended at the New York Jets (10/8)
- Made seven tackles (six solo) vs. Buffalo (11/4)
- Intercepted a Jay Cutler pass in the first quarter, recorded eight solo tackles and a forced fumble at Chicago (11/11)
- Collected 10 tackles and registered his third career sack and a forced fumble vs. Jacksonville (11/18)
- Recorded nine tackles, two passes defended, and forced a fumble for the third consecutive game at Detroit (11/22)
- Made six tackles and had a pass defended at Tennessee (12/2)
- Registered eight tackles at New England (12/10)
- Collected eight tackles vs. Indianapolis (12/16)
- Had five tackles (four solo) vs. Minnesota (12/23)
- Tallied three tackles (one solo), a pass defended, and returned his only kickoff of the season for 18 yards at Indianapolis (12/30)
- Had one tackle and two kickoff returns for 47 yards in AFC Wild Card Playoff vs. Cincinnati (1/5/13)
- Set the AFC Divisional round record for return yards in a game with 216, including a 94-yard return on the opening kickoff, and had six tackles in the AFC Divisional Playoff at New England (1/13/13)

2011 (Houston 13/13, 2/2):

- Ranked fourth on the team with 59 tackles and tied a career high with two interceptions despite missing three games with a lower leg injury
- Made seven tackles (two solo) and averaged 38.5 yards on two kickoff returns at Miami (9/18)
- Recorded his first interception as a Texan, picking off a Drew Brees pass and returning it 22 yards to set up fourth-quarter touchdown at New Orleans (9/25)
- Blocked a field goal to end the first half and made five solo tackles vs. Pittsburgh (10/2)
- Averaged 22.5 yards on four kickoff returns including a long of 36 yards vs. Oakland (10/9)
- Led all Texans with 11 tackles (nine solo) at Baltimore (10/16)
- Intercepted a Matt Hasselbeck pass in the second quarter at Tennessee (10/23) before leaving the game with a lower leg injury
- Returned to the lineup and made one solo tackle vs. Jacksonville (11/27)
- Made three solo tackles and broke up a pass vs. Atlanta (12/4)
- Led the defense with 11 tackles (eight solo) at Cincinnati (12/11)
- Had four solo tackles vs. Carolina (12/18)
- Recorded seven tackles (five solo) and his first career postseason interception in AFC Wild Card Playoff vs. Cincinnati (1/7/12)
- Made nine tackles (eight solo) and one pass defended and averaged 33.3 yards on four kickoff returns, including a 60-yard return to open the game in AFC Divisional Playoff at Baltimore (1/15/12)

2010 (Chicago 16/16, 2/2):

- Started all 16 games for the first time in his career and finished the year with 72 tackles, 59 solos, and one interception
- Made a season-high 11 tackles at the New York Giants (10/3)
- Intercepted a pass vs. Washington (10/24), the seventh pick of his career

2009 (Chicago 15/10):

- Made 10 tackles at Cincinnati (10/25)
- Intercepted a pass vs. Cleveland (11/1) and returned it 35 yards
- Registered a season-high 12 tackles, including 10 solos, vs. Arizona (11/8)

2008 (Chicago 14/1):

- Intercepted a pass vs. Jacksonville (12/7) and returned it 42 yards
- Scored his first career touchdown on an 83-yard kickoff return vs. New Orleans (12/11)
- Reeled off a 70-yard kickoff return vs. Green Bay (12/22)
- Started the season finale at Houston (12/28) and registered a season-high six tackles, including five solo stops and averaged 31.2 yards per return on six attempts

2007 (Chicago 16/15):

- Started the second game of the year vs. Kansas City (9/16) and made an interception, which he returned 33 yards
- Made a career-high 13 tackles, including 11 solos, in the season finale vs. New Orleans (12/30)

2006 (Chicago 16/14, 3/3):

- Played in all 16 games as a rookie, starting 14, and finished the year with two interceptions, four forced fumbles and two fumble recoveries
- Made his NFL debut in the season opener at Green Bay (9/10) and intercepted a pass which he returned 15 yards
- Made his first career start at free safety at Minnesota (9/24) and made four solo tackles
- Made a season-high 10 tackles vs. Miami (11/5)
- Had four tackles (three solo) in NFC Divisional Playoff vs. Seattle (1/14/07)
- Recovered a fumble in NFC Championship vs. New Orleans (1/21/07)
- Made six tackles (five solo) in Super Bowl vs. Indianapolis (2/4/07)

COLLEGE:

- Was a three-year starter at Abilene Christian and became the second-highest drafted player in school history
- Started all 30 games at ACU and finished his career with 159 tackles, two sacks, 11 interceptions, 12 tackles for loss, six forced fumbles, four fumble recoveries and four blocked kicks

PERSONAL:

- Native Texan who hails from Corsicana
- Was a three-year starter at Corsicana High and earned second-team All-State mention from the Associated Press and Texas Sports Writers Association as a senior
- Finished second in the state in the 100 meters and triple jump and was fourth in the 200 meters

Manning's 2013 Season Statistics

Date	Opp	GP	GS	TotSoloAsst	Sk	Yds	Int	Yds	Lg	TD	PD	FF	FR	Yds	TD
9/9	at SD	1	1	6	6	0	1.0	6	0	0	0	1	0	0	0
9/15	vs. TEN	1	1	7	6	1	0.0	0	0	0	0	0	0	0	0
9/22	at BAL	1	1	5	5	0	0.0	0	0	0	0	1	0	0	0
9/29	vs. SEA	1	1	4	3	1	0.0	0	0	0	0	0	0	0	0
10/6	at SF	1	1	7	6	1	0.0	0	0	0	0	1	0	0	0
10/13	vs. STL	1	1	6	5	1	0.0	0	0	0	0	0	0	0	0
10/20	at KC	0	0	0	0	0	0.0	0	0	0	0	0	0	0	0
11/3	vs. IND	0	0	0	0	0	0.0	0	0	0	0	0	0	0	0
11/10	at ARI	0	0	0	0	0	0.0	0	0	0	0	0	0	0	0
11/17	vs. OAK	0	0	0	0	0	0.0	0	0	0	0	0	0	0	0
11/24	vs. JAC	0	0	0	0	0	0.0	0	0	0	0	0	0	0	0
12/1	vs. NE	0	0	0	0	0	0.0	0	0	0	0	0	0	0	0
12/5	at JAC	0	0	0	0	0	0.0	0	0	0	0	0	0	0	0
12/15	at IND	0	0	0	0	0	0.0	0	0	0	0	0	0	0	0
12/22	vs. DEN	0	0	0	0	0	0.0	0	0	0	0	0	0	0	0
12/29	at TEN	0	0	0	0	0	0.0	0	0	0	0	0	0	0	0
2013 Totals		6	6	35	31	4	1.0	6	0	0	0	3	0	0	0

Manning's 2013 Return Statistics

Date	Opp	KR	Yds	Avg	Lg	TD	PR	FC	Yds	Avg	Lg	TD
9/9	at SD	0	0	0	0	0	0.0	0.0	0	0	0	0
9/15	vs. TEN	0	0	0	0	0	0.0	0.0	0	0	0	0
9/22	at BAL	0	0	0	0	0	0.0	0.0	0	0	0	0
9/29	vs. SEA	0	0	0	0	0	0.0	0.0	0	0	0	0
10/6	at SF	0	0	0	0	0	0.0	0.0	0	0	0	0
10/13	vs. STL	1	18	18.0	0	0	0.0	0.0	0	0	0	0
10/20	at KC	0	0	0	0	0	0.0	0.0	0	0	0	0
11/3	vs. IND	0	0	0	0	0	0.0	0.0	0	0	0	0
11/10	at ARI	0	0	0	0	0	0.0	0.0	0	0	0	0
11/17	vs. OAK	0	0	0	0	0	0.0	0.0	0	0	0	0
11/24	vs. JAC	0	0	0	0	0	0.0	0.0	0	0	0	0
12/1	vs. NE	0	0	0	0	0	0.0	0.0	0	0	0	0
12/5	at JAC	0	0	0	0	0	0.0	0.0	0	0	0	0
12/15	at IND	0	0	0	0	0	0.0	0.0	0	0	0	0
12/22	vs. DEN	0	0	0	0	0	0.0	0.0	0	0	0	0
12/29	at TEN	0	0	0	0	0	0.0	0.0	0	0	0	0
2013 Totals		1	18	18	0	0	0.0	0.0	0	0	0	0

MANNING, DANIEAL

Manning's Career Statistics

Year	Team	GP	GS	TotSolo	Asst	Sk	Yds	Int	Yds	Lg	TD	PD	FF	FR	Yds	TD
2006	Chi	16	14	64	47	17	0.0	0.0	2	26	15	0	7	4	1	0
2007	Chi	16	15	79	68	11	0.0	0.0	2	33	33	0	6	0	0	0
2008	Chi	14	1	27	22	5	1.0	9.0	1	42	42	0	4	0	0	0
2009	Chi	15	10	89	70	19	1.0	11.0	1	35	35	0	2	2	3	4
2010	Chi	16	16	72	59	13	0.0	0.0	1	0	0	0	7	0	0	0
2011	Hou	13	13	59	44	15	0.0	0.0	2	22	22	0	5	0	0	0
2012	Hou	16	16	96	87	9	1.0	0.0	2	59	55	1	8	3	1	0
2013	Hou	6	6	35	31	4	1.0	6.0	0	0	0	0	3	0	0	0
Career		112	91	521	428	93	4.0	26.0	11	217	55	1	42	9	5	4

Manning's Career Return Statistics

Year	Team	KR	Yds	Avg	Lg	TD	PR	FC	Yds	Avg	Lg	TD
2006	Chi	1	20	20.0	20	0	0	0	0	0	0	0
2007	Chi	3	61	20.3	21	0	0	0	0	0	0	0
2008	Chi	36	1070	29.7	83	1	0	0	0	0	0	0
2009	Chi	28	744	26.6	59	0	0	0	0	0	0	0
2010	Chi	33	816	24.7	62	0	0	0	0	0	0	0
2011	Hou	13	356	27.4	46	0	0	0	0	0	0	0
2012	Hou	1	18	18.0	18	0	0	0	0	0	0	0
2013	Hou	1	18	18	0	0	0	0	0	0	0	0
Career		116	3,103	26.8	83	1	0	0	0	0	0	0

Manning's Defensive Career Highs

Tackles	15	vs. Jacksonville, 11/2/08
Interceptions	2	vs. Buffalo, 11/21/10
Passes Defensed	5	vs. Baltimore, 11/8/09
Fumble Recoveries	1	four times, most recent: vs. Miami, 9/9/12
Blocked Kicks	1	twice: vs. Pittsburgh, 10/2/11; at Detroit, 9/30/07

Manning's Return Career Highs

Kickoff Return Yards	187	at Houston, 12/28/08
Kickoff Return Long	83t	vs. New Orleans, 12/11/08
Kickoff Return TD	1	vs. New Orleans, 12/11/08

Additional Statistics

Special Teams Tackles: 5 total; last at Pittsburgh (11/15/09)

Keo's Career Playoff Statistics

Date	Opp.	GP	GS	TotSolo	Asst	Sk	Yds	Int	Yds	Lg	TD	PD	FF	FR	Yds	TD
1/14/07	vs. SEA (Div)	1	1	4	3	1	0.0	0.0	0	0	0	0	0	0	0	0
1/21/07	vs. NO (Conf)	1	1	1	1	0	0.0	0.0	0	0	0	0	0	1	0	0
2/4/07	vs. IND (SB)	1	1	6	5	1	0.0	0.0	0	0	0	0	0	0	0	0
1/16/11	vs. SEA (Div)	1	1	2	2	0	0.0	0.0	0	0	0	0	0	0	0	0
1/23/11	vs. GB (Conf)	1	1	6	5	1	0.0	0.0	0	0	0	0	0	0	0	0
1/7/12	vs. CIN (WC)	1	1	7	5	2	0.0	0.0	1	0	0	1	0	0	0	0
1/15/12	at BAL (Div)	1	1	9	8	1	0.0	0.0	0	0	0	1	0	0	0	0
1/5/13	vs. CIN (WC)	1	1	1	1	0	0.0	0.0	0	0	0	0	0	0	0	0
1/13/13	at NE (Div)	1	1	6	3	3	0.0	0.0	0	0	0	0	0	0	0	0
Career		9	9	42	33	9	0.0	0.0	1	0	0	2	0	1	0	0

Manning's Career Playoffs Return Statistics

Date	Opp.	KR	Yds	Avg	Lg	TD	PR	FC	Yds	Avg	Lg	TD
1/16/11	vs. SEA (Div)	1	18	18.0	18	0	0	0	0	0	0	0
1/23/11	vs. GB (Conf)	1	15	15.0	15	0	0	0	0	0	0	0
1/15/12	at BAL (Div)	4	133	33.3	60	0	0	0	0	0	0	0
1/5/13	vs. CIN (WC)	2	47	23.5	26	0	0	0	0	0	0	0
1/13/13	at NE (Div)	4	216	54.0	94	0	0	0	0	0	0	0
Career		12	429	35.8	94	0	0	0	0	0	0	0



DAVID QUESSENBERRY

OFFENSIVE TACKLE

77

Height: 6-5 | Weight: 306 | College: San Jose State |
 Hometown: La Jolla, Calif. | Rookie |
 First with Texans | Age as of Kickoff Weekend 2013: 23 |
 Acquired: D6a-'13 |

TRANSACTIONS: Drafted by the Houston Texans with the 176th overall pick and eighth pick of the sixth round of the 2013 NFL Draft on April 27, 2013...Signed by the Texans on May 10, 2013...Placed on Injured Reserve on Sept. 10, 2013 after suffering a foot injury.

2013 (Houston 0/0):

- Inactive at San Diego (9/9)
- Placed on IR on Sept. 10 after suffering a foot injury

Career Notes:

- Played in 49 games, starting the final 37 contests he appeared in at left tackle
- In 2013, he became the first Spartans offensive lineman to play in the Senior Bowl, earning that invitation after he recorded 242 knock-downs and 32 touchdown-resulting blocks, along with posting a pair of solo tackles

2012 (Senior):

- Member of The NFL Draft Report's All-American third-team and also received Super Sleeper Team (most underrated players at each position) accolades
- The league's coaches named him an All-Western Athletic Conference first-team pick
- One of three finalists for the Burlsworth Trophy honoring the top Football Bowl Subdivision player that began his career as a non-scholarship player
- Started 12 games at left offensive tackle, missing the Colorado State clash with an ankle sprain, snapping his streak of 27 consecutive starting assignments
- A member of the Lombardi Award Watch List and became the first Spartans offensive lineman to play in the Senior Bowl
- Went head-to-head vs. his younger brother, Paul Quessenberry, an outside linebacker for Navy, in the Spartans' 12-0 win against the Midshipmen, as David delivered nine knockdowns for a unit that gained 388 yards
- Helped the Spartans gain at least 500 yards in total offense five times – including 571 vs. Texas State and 504 vs. New Mexico State
- San Jose State collected 503 yards vs. Cal-Davis, with the left tackle posting nine knockdowns

2011 (Junior):

- Started all 12 games at left offensive tackle, earning second-team All-WAC honors
- One of two offensive linemen to start in every contest, he registered 83 knockdowns and 11 touchdown-resulting blocks, as he also recorded a solo tackle after an interception vs. Louisiana Tech
- Helped the Spartans rank second in the WAC and 23rd in the nation in passing, averaging 276.8 yards per game
- Did not allow any of the 17 sacks given up by the front wall

2010 (Sophomore):

- Took over left tackle duties, starting all 13 games, in addition to performing on special teams as a punt protector and lineman on kick-scoring tries
- Placed on scholarship prior to the beginning of the season, he produced six touchdown-resulting blocks for a struggling running corps that scored just seven times
- Recorded 53 knockdowns for a squad that averaged 315.08 yards per game, including an average of 236.5 yards per game by their passing attack
- Added a solo tackle against Cal Poly

2009 (Freshman):

- The walk-on played in all 12 games as a reserve offensive tackle and extra tight end, seeing most of his action on special teams

2008 (Redshirt Freshman):

- Red-shirted as a true freshman after joining the team as a walk-on

High School:

- Attended La Costa Canyon (Carlsbad, Cal.) High School, playing football for head coach Darren Brown
- Also lettered in lacrosse
- As a junior, the 6-3, 190-pound offensive lineman helped the Mavericks compile a 9-3 record
- The following season, he grew two inches and added 35 pounds to his frame, as the team managed a 7-4 mark

Personal:

- Graduated from San Jose State in December 2012 with a degree in history
- Paul Quessenberry, David's younger brother, is a defensive end and linebacker for Navy
- Their younger brother Scott will play football at UCLA in 2013
- Their father, David Sr., graduated from the Naval Academy in 1980 and played football for the Midshipmen
- His father spent 30 years in the service, the final 22 as a Navy Reserve, and retired as a captain in 2010



BRENNAN WILLIAMS

OFFENSIVE TACKLE

73

Height: 6-6 | Weight: 314 | College: North Carolina |
Hometown: West Roxbury, Mass. | Rookie |
First with Texans | Age as of Kickoff Weekend '13: 22
Acquired: D3a-'13 |

TRANSACTIONS: Drafted by the Houston Texans with the 89th overall pick and 27th pick of the third round of the 2013 NFL Draft on April 26, 2013...Signed by the Texans on July 23, 2013...Placed on Injured Reserve on Aug. 31, 2013.

Career Notes:

- In 21 games as the starting right offensive tackle for North Carolina, Williams registered 108 knockdowns and 15 touchdown-resulting blocks
- Teammates in 2009 and 2010 with current Houston Texans QB T.J. Yates at North Carolina

2012 (Senior):

- Earned honorable mention All-ACC accolades from the league's coaches for his play at right tackle
- With Williams on the field for the first eight games, North Carolina allowed just five sacks, but in four games without him in the lineup, his replacements yielded six sacks
- Helped North Carolina finish 14th in the FBS rankings and second in the ACXC with an average of 485.6 yards per game, as their average of 40.6 points scored was also second-best in the conference and eighth in the country
- Graded out at 87 percent with nine knockdowns in the win at Miami
- Had a season-best 23 knockdowns and helped pave the way for 339 rushing yards in the win over Virginia Tech
- Added four knockdowns in 16 snaps vs. Idaho
- Played 62 snaps with four knockdowns vs. East Carolina and was on the field for all 64 snaps at Louisville and finished with 10 knockdown blocks
- Had a team-high 14 knockdowns in 82 plays at Wake Forest
- Saw action on 39 snaps with six knockdowns vs. Elon

2011 (Junior):

- Appeared in all 13 games, grading 81 percent for the season on 667 total snaps at right tackle
- Finished with 30 regular-season knockdowns, third-best on the team, as he helped pave the way for Giovani Bernard to gain 1,253 rushing yards, the first time a Tar Heel back rushed for more than 1,000 yards since 1997
- Helped the team's passing attack average 254.4 yards per game, as the front wall allowed 27 sacks for losses of 206 yards
- Played 56 snaps vs. Duke, grading out at 82 percent
- On the field for 54 snaps and graded 78 percent at North Carolina State
- Posted an 83 percent mark and had four knockdowns at Clemson
- Saw action on 55 snaps and graded 85 percent with three knockdowns
- Graded out at a team-best 92 percent on 44 snaps vs. Louisville and produced four knockdowns with an 84 percent grade vs. East Carolina
- Graded out at 83 percent on 46 snaps at Georgia Tech and posted five knockdowns in just 39 snaps vs. Virginia
- Played 38 snaps vs. James Madison and graded 83 percent with four knock-downs

2010 (Sophomore):

- Appeared in 10 contests as a reserve at right offensive tackle
- Played 108 snaps and helped the Tar Heels rank 26th in the nation with an average of 264.0 yards per game passing
- Saw action on 19 snaps in the Music City Bowl victory against Tennessee
- Graded out at 75 percent on nine snaps with a knockdown vs. East Carolina
- Had a knockdown at Rutgers and graded 75 percent vs. Georgia Tech
- Played 22 snaps vs. Louisiana State and graded a team-high 80 percent

2009 (Freshman):

- As a true freshman, was on the field for only 78 snaps while playing in six games, including the Meineke Car Care Bowl vs. Pittsburgh
- Also appeared in the Duke, Virginia, Georgia Southern, Florida State and The Citadel games
- Logged an 80-percent grade on 19 plays vs. Duke and posted a 78-percent grade and one knockdown block vs. Georgia Southern

High School:

- Attended Catholic Memorial (Roxbury, Mass.) High School, lettering four times in football for head coach Alex Campia
- The senior team captain was a member of the "Super 26" team in 2008 as voted by the Massachusetts State Coaches Association and garnered Prep Star and Super Prep All-American honors
- Rated the eighth-best offensive lineman in the country (seventh-best offensive guard) by Rivals.com and a member of the recruiting service's Rivals 250 squad in 2008
- Scout.com considered him to be the 15th-best offensive lineman in the nation and the second-best overall player in the state of Massachusetts
- The two-time All-Conference selection as a junior and senior, he was named All-Scholastic by the Boston Globe and Boston Herald

Personal:

- Communications major
- Son of Jacquelyn and Brent Williams
- Father played in the NFL from 1986-1993 with the New England Patriots, Seattle Seahawks and New York Jets as a defensive end



TREVARDO WILLIAMS

OUTSIDE LINEBACKER

54

Height: 6-1 | Weight: 237 | College: Connecticut |
 Hometown: Bridgeport, Conn. | Rookie |
 First with Texans | Age as of Kickoff Weekend 2013: 22 |
 Acquired: D4-'13 |

TRANSACTIONS: Drafted by the Houston Texans with the 147th overall pick and 27th pick of the fourth round of the 2013 NFL Draft on April 27, 2013...Signed by the Texans on May 16, 2013...Placed on Injured Reserve on Aug. 31, 2013.

Career Notes:

- Started 30-of-50 games as a strong-side defensive end for Connecticut, going on to record 134 tackles (85 solos) that included a school career-record 30.5 sacks for minus-190 yards, which is also sixth-best in Big East Conference history
- Added 40.5 stops for loss, the fifth-best career total by a Connecticut player
- Produced nine quarterback pressures, as he deflected three passes, recovered one fumble and caused five others

2012 (Senior):

- All-Big East Conference first-team choice who started 11-of-12 games at defensive end, recording 43 tackles, as he led the league and finished 12th in the nation with 11.5 sacks
- Named to the watch lists for the Bednarik Award, the Bronko Nagurski Trophy and the Lombardi Award
- Finished third on the squad and fifth in the Big East with 13.5 stops for losses of 61 yards, adding three QB pressures and a forced fumble, as the team ranked ninth in the nation in total defense (309.9 yards per game)
- His first sack for 2012 was good for an 8-yard loss vs. Massachusetts, followed by 2.5 sacks for minus-10 yards and a forced fumble while posting five tackles vs. North Carolina State
- Added an 8-yard sack vs. Maryland and a 6-yard sack vs. Western Michigan
- Totaled seven tackles and recorded a sack for the fifth straight game to start the season during a 24-17 win against Buffalo
- Had a 2-yard sack vs. Temple and a 6-yard QB drop in the South Florida clash
- Registered seven tackles (5 solos) and a season-best three sacks for minus 17 yards, adding a pressure in a 23-20 decision over Louisville

2011 (Junior):

- Ranked second in the nation with a career-high 12.5 sacks for minus 83 yards, taking over third place on the school season-record chart
- Received the team's Kendall Madison Award, given to a player for his dedication, hard work, positive attitude and outstanding citizenship
- Recorded 43 tackles and ranked third in the conference with 15.0 stops for loss
- Deflected two passes and caused a pair of fumble
- Opened the season with a 6-yard sack vs. Fordham and assisted on a 5-yard sack vs. Vanderbilt
- Posted five tackles vs. Iowa State and caused a fumble on a 7-yard sack of QB Geno Smith vs. West Virginia

2010 (Sophomore):

- Started seven of the 13 contests he appeared in
- Recorded 29 tackles (25 solos) with 4.5 sacks for minus-29 yards, 9.5 stops for loss and three pressures
- Also caused two fumbles, both setting up Connecticut touchdown drives, recovering one while also deflecting a pass

2009 (Freshman):

- Played in 13 games
- Recorded 19 tackles (13 solos) with two sacks for minus 20 yards and 2.5 stops for losses of 21 yards

2008:

- Attended Canterbury (New Milford, Conn.) Prep, enrolling at the University of Connecticut in January 2009

High School:

- Attended Bridgeport (Conn.) Central High School, playing football for head coach Dave Cadelina
- Two-time All-Fairfield County League selection
- Added All-State honors from the Hartford Courant and New Haven Register as a senior in 2007
- As a junior, he helped lead his team to an 8-2 record and a 14th-place ranking in the state, as he totaled just 29 tackles, but posted 13 sacks with a forced fumble, five fumble recoveries, including one in the end zone for a score and five pressures
- During his senior season, the team again recorded an 8-2 mark, as Williams had 25 tackles with seven sacks, 12 pressures and two forced fumbles as a defensive end. As a tight end, he helped win two contests with long touchdown receptions of 48 yards vs. Greenwich and 36 yards vs. Norwalk
- Received a two-star prospect grade from Rivals.com, as that recruiting service placed him seventh on their Connecticut Top 10 squad
- Scout.com rated him the 29th-best strong-side linebacker in the country and placed a three-star ranking on the senior
- Also excelled in track, finishing second in the New England Meet in the 100 meters

Personal:

- Exploratory major
- Moved to the United States from Jamaica in 1999

Williams' Career Defensive Statistics

Year	Tackles						Interceptions				Fumbles		
	G	GS	Tot	Solo	Asst	Sk	Yds	QBP	No	Yds	PBU	FF	FR
2009	13	1	19	13	6	2.0	20	2	0	0	0	0	0
2010	13	7	29	25	4	4.5	29	3	0	0	1	2	1
2011	12	11	43	26	17	12.5	83	1	0	0	2	2	0
2012	12	11	43	21	22	11.5	58	3	0	0	0	1	0
Totals	50	30	134	85	49	30.5	190	9	0	0	3	5	1

HOUSTON TEXANS

INDIVIDUAL RECORDS



WE ARE
TEXANS

INDIVIDUAL RECORDS

Game #12 • Houston Texans vs. New England Patriots • Sunday, Dec. 1, 2013

INDIVIDUAL YEAR-BY-YEAR LEADERS

RUSHING

Year	Player	Att	Yds	Avg	Long	TD
2002	Jonathan Wells	197	529	2.7	37	3
2003	Domanick Williams	238	1,031	4.3	51	8
2004	Domanick Williams	302	1,188	3.9	44	13
2005	Domanick Williams	230	976	4.2	44	2
2006	Ron Dayne	151	612	4.1	19	5
2007	Ron Dayne	194	773	4.0	39	6
2008	Steve Slaton	268	1,282	4.8	71t	9
2009	Steve Slaton	131	437	3.3	32t	3
2010	Arian Foster	327	1,616	4.9	74t	16
2011	Arian Foster	278	1,224	4.4	43	10
2012	Arian Foster	351	1,424	4.1	46	15
2013	Ben Tate	129	544	4.2	60	1

RECEIVING

Year	Player	Rec	Yds	Avg	Long	TD
2002	Billy Miller	51	613	12.0	42	3
2003	Andre Johnson	66	976	14.8	46t	4
2004	Andre Johnson	79	1,142	14.5	54t	6
2005	Andre Johnson	63	688	10.9	53t	2
2006	Andre Johnson	103	1,147	11.1	53	5
2007	Kevin Walter	65	800	12.3	46	4
2008	Andre Johnson	115	1,575	13.7	65	8
2009	Andre Johnson	101	1,569	15.5	72t	9
2010	Andre Johnson	86	1,216	14.1	60	8
2011	Owen Daniels	54	677	12.5	34	3
2012	Andre Johnson	112	1,598	14.3	60t	4
2013	Andre Johnson	74	1,002	13.5	62t	5

RUSHING-RECEIVING

Year	Player	Rushing	Receiving	Total
2002	James Allen	519	302	821
2003	Domanick Williams	1,031	351	1,382
2004	Domanick Williams	1,188	588	1,776
2005	Domanick Williams	976	337	1,313
2006	Andre Johnson	14	1,147	1,161
2007	Ron Dayne	773	112	885
2008	Steve Slaton	1,282	377	1,659
2009	Andre Johnson	10	1,569	1,579
2010	Arian Foster	1,616	604	2,220
2011	Arian Foster	1,224	617	1,841
2012	Arian Foster	1,424	217	1,641
2013	Andre Johnson	0	1,002	1,002

PASSING

Year	Player	A	C	Pct	Yds	TD	Int	Lg	Rtg
2002	David Carr	444	233	52.5	2,592	9	15	81	62.8
2003	David Carr	295	167	56.6	2,013	9	13	78t	69.5
2004	David Carr	466	285	61.2	3,531	16	14	69	83.5
2005	David Carr	423	256	60.5	2,488	14	11	53t	77.2
2006	David Carr	442	302	68.3	2,767	11	12	53	82.1
2007	Matt Schaub	289	192	66.4	2,241	9	9	77t	87.2
2008	Matt Schaub	380	251	66.1	3,043	15	10	65	92.7
2009	Matt Schaub	583	396	67.9	4,770	29	15	72t	98.6
2010	Matt Schaub	574	365	63.6	4,370	24	12	60	92.0
2011	Matt Schaub	292	178	61.0	2,479	15	6	80t	96.8
2012	Matt Schaub	544	350	64.3	4,008	22	12	60t	90.7
2013	Matt Schaub	258	162	62.8	1,707	8	9	41	77.8

SCORING

Year	Player	TD	PAT	2PT	FG	TP
2002	Kris Brown	-	20/20	-	17/24	71
2003	Kris Brown	-	27/27	-	18/22	81
2004	Kris Brown	-	34/34	-	17/24	85
2005	Kris Brown	-	24/24	-	26/34	102
2006	Kris Brown	-	26/27	-	19/25	83
2007	Kris Brown	-	40/40	-	25/29	115
2008	Kris Brown	-	37/37	-	29/33	124
2009	Kris Brown	-	43/44	-	21/32	106
2010	Neil Rackers	-	43/43	-	27/30	124
2011	Neil Rackers	-	39/40	-	32/38	135
2012	Shayne Graham	-	45/45	-	31/38	138
2013	Randy Bullock	-	18/18	-	19/28	75

FIELD GOALS

Year	Player	Att	Made	Pct	Long
2002	Kris Brown	24	17	70.8	51
2003	Kris Brown	22	18	81.8	50
2004	Kris Brown	24	17	70.8	50
2005	Kris Brown	34	26	76.5	53
2006	Kris Brown	25	19	76.0	49
2007	Kris Brown	29	25	86.2	57*
2008	Kris Brown	33	29	87.9	53
2009	Kris Brown	32	21	65.6	56
2010	Neil Rackers	30	27	90.0	57
2011	Neil Rackers	38	32	84.2	54
2012	Shayne Graham	38	31	81.6	51
2013	Randy Bullock	28	19	67.9	51

*Longest field goal in the NFL

PUNTING AVERAGE

Year	Player	No	Yds	Avg	Long	Blk
2002	Chad Stanley	114	4,720	41.4	62	2
2003	Chad Stanley	97	4,028	41.5	58	0
2004	Chad Stanley	73	3,009	41.2	57	0
2005	Chad Stanley	77	2,990	38.8	61	0
2006	Chad Stanley	76	3,161	41.6	62	0
2007	Matt Turk	55	2,296	41.7	59	0
2008	Matt Turk	53	2,240	42.3	59	0
2009	Matt Turk	67	2,866	42.8	62	0
2010	Matt Turk	63	2,650	42.1	60	0
2011	Brett Hartmann	58	2,573	44.4	69	0
2012	Donnie Jones	88	4,150	47.2	66	0
2013	Shane Lechler	59	2,852	48.3	65	0

PUNT RETURNS

Year	Player	No	Yds	Avg	Long	TD
2002	Jermaine Lewis	36	280	7.8	48	0
2003	J.J. Moses	36	244	6.8	40	0
2004	J.J. Moses	36	309	8.6	27	0
2005	Phillip Buchanon	12	101	8.4	37	0
2006	Dexter Wynn	12	139	11.6	58	0
2007	Jacoby Jones	30	286	9.5	74	0
2008	Jacoby Jones	32	386	12.1	73t	2
2009	Jacoby Jones	39	426	10.9	62	0
2010	Jacoby Jones	29	204	7.0	39	0
2011	Jacoby Jones	49	518	10.6	79t	1
2012	Keshawn Martin	22	267	12.1	71	0
2013	Keshawn Martin	28	237	8.5	87t	1

KICKOFF RETURNS

Year	Player	No	Yds	Avg	Long	TD
2002	Jermaine Lewis	46	961	20.9	45	0
2003	J.J. Moses	58	1,355	23.4	70	0
2004	J.J. Moses	59	1,303	22.1	49	0
2005	Jerome Mathis	54	1,542	28.6	99t	2
2006	Dexter Wynn	30	670	22.3	38	0
2007	André Davis	32	968	30.3	104t	3
2008	André Davis	43	993	23.1	50	0
2009	André Davis	33	782	23.7	63	0
2010	Steve Slaton	39	767	19.7	50	0
2011	Danieal Manning	13	356	27.4	46	0
2012	Keshawn Martin	31	741	23.9	54	0
2013	Keshawn Martin	29	753	26.0	49	0

INTERCEPTIONS

Year	Player	No	Yds	Avg	Long	TD
2002	Aaron Glenn	5	181	36.2	70t	2
2003	Marcus Coleman	7	95	13.6	41	0
2004	Dunta Robinson	6	146	24.3	61	0
2005	Glenn Earl	2	2	1.0	2	0
2006	Dunta Robinson	2	9	4.5	9	1
	DeMarcus Faggins	2	0	0.0	0	0
2007	Fred Bennet	3	47	15.7	33	0
2008	Jacques Reeves	4	108	27.0	44t	1
2009	Bernard Pollard	4	121	30.3	70t	1
	Brian Cushing	4	26	6.5	20	0
2010	Troy Nolan	3	35	11.7	20	0
	Glover Quin	3	12	4.0	10	0
	Jason Allen	3	1	0.3	1	0
2011	Johnathan Joseph	4	40	10.0	29	0
	Jason Allen	4	34	8.5	34	0
2012	Kareem Jackson	4	71	17.8	63t	1
2013	Brian Cushing	1	18	18.0	18t	1
	Johnathan Joseph	1	1	1.0	1	0
	Shiloh Keo	1	4	4.0	4	0
	D.J. Swearinger	1	0	0.0	0	0

TOTAL TACKLES

Year	Player, Pos.	Solo	Assist	Total
2002	Jay Foreman, LB	110	83	193
2003	Jamie Sharper, LB	117	78	195
2004	Jamie Sharper, LB	113	64	177
2005	Morlon Greenwood, LB	87	57	144
2006	DeMeco Ryans, LB	126	30	156
2007	DeMeco Ryans, LB	98	29	127
2008	DeMeco Ryans, LB	86	26	112
2009	Brian Cushing, LB	86	47	133
2010	Bernard Pollard, SS	82	30	112
2011	Brian Cushing, LB	76	38	114
2012	J.J. Watt, DE	85	22	107
2013	J.J. Watt, DE	61	32	93

Note: Total tackles were determined by coaches review from 2002-05 and from 2011-present. From 2006-10, total tackles were determined by press box review.

BOLD indicates team record

INDIVIDUAL RECORDS

Game #12 • Houston Texans vs. New England Patriots • Sunday, Dec. 1, 2013

SACKS

Year	Player, Pos.	Sacks	Yards
2002	Jeff Posey, LB	8.0	77.0
2003	Jamie Sharper, LB	4.0	19.0
2004	Kailee Wong, LB	5.5	29.0
2005	Shantee Orr, LB	7.0	40.0
2006	Jason Babin, LB	5.5	39.0
2007	Mario Williams, DE	14.0	82.5
2008	Mario Williams, DE	12.0	82.0
2009	Mario Williams, DE	9.0	52.0
2010	Mario Williams, DE	8.5	54.5
2011	Connor Barwin, OLB	11.5	78.5
2012	J.J. Watt, DE	20.5	138.5
2013	J.J. Watt, DE	9.5	64.5

SPECIAL TEAMS TACKLES

Year	Player, Pos.	Solo	Assist	Total
2002	Jason Bell, CB	14	2	16
2003	Ramon Walker, SS	13	4	17
2004	Antwan Peek, LB	10	8	18
2005	Ramon Walker, SS	12	6	18
2006	Troy Evans, LB	11	2	13
2007	Jameel Cook, FB	12	1	13
2008	Kevin Bentley, LB	16	7	23
2009	Kevin Bentley, LB	9	11	20
2010	James Casey, TE	10	7	17
2011	Tim Dobbins, ILB	9	0	9
2012	Bryan Braman, OLB	14	2	17
2013	Eddie Pleasant, S	8	0	8

Note: Special teams tackles were determined by coaches review from 2002-05 and from 2011-present. From 2006-10, special teams tackles were determined by press box review.

BOLD indicates team record

INDIVIDUAL TOTAL OFFENSE

YARDS FROM SCRIMMAGE (Rushing, Receiving)

CAREER

12,310 Andre Johnson, 2003-13
6,777 Arian Foster, 2009-13
4,617 Owen Daniels, 2006-13
4,471 Domanick Williams#, 2003-05

SEASON

2,220 Arian Foster, 2010
1,841 Arian Foster, 2011
1,776 Domanick Williams#, 2004

SEASON, ROOKIE

1,659 Steve Slaton, 2008
1,382 Domanick Williams#, 2003
966 Andre Johnson, 2003

GAME

273 Andre Johnson vs. Jacksonville, 11/18/12
238 Arian Foster vs. Indianapolis, 9/12/10
234 Arian Foster at Tennessee, 10/23/11
229 Andre Johnson vs. Indianapolis, 11/3/13
218 Arian Foster vs. Tennessee, 11/28/10

GAME, OPPONENT

284 Chris Johnson at Tennessee, 9/20/09
265 Lee Evans vs. Buffalo, 11/19/06
236 Justin Blackmon vs. Jacksonville, 11/18/12
217 Larry Johnson vs. Kansas City, 11/20/05

COMBINED NET YARDS GAINED (Rushing, Receiving, Returns)

MOST SEASONS LEADING TEAM

3 Arian Foster, 2010-12
Domanick Williams#, 2003-05
2 Ron Dayne, 2006-07

MOST CONSECUTIVE SEASONS LEADING TEAM

3 Arian Foster, 2010-12
Domanick Williams#, 2003-05
2 Ron Dayne, 2006-07

CAREER

12,310 Andre Johnson, 2003-13
6,777 Arian Foster, 2009-13
5,004 Jacoby Jones, 2007-11
4,617 Owen Daniels, 2006-13

SEASON

2,220 Arian Foster, 2010
1,841 Arian Foster, 2011
1,776 Domanick Williams#, 2004
1,675 Jerome Mathis, 2005

SEASON, ROOKIE

1,675 Jerome Mathis, 2005
1,659 Steve Slaton, 2008
1,443 Domanick Williams#, 2003
966 Andre Johnson, 2003

GAME

273 Andre Johnson vs. Jacksonville, 11/18/12
266 Jerome Mathis vs. Kansas City, 11/20/05
266 Jerome Mathis vs. Indianapolis, 10/23/05

GAME, OPPONENT

284 Chris Johnson at Tennessee, 9/20/09
265 Lee Evans vs. Buffalo, 11/19/06
236 Justin Blackmon vs. Jacksonville, 11/18/12

COMBINED ATTEMPTS

CAREER

1,320 Arian Foster, 2009-13
931 Domanick Williams#, 2003-05
913 Andre Johnson, 2003-13
562 Steve Slaton, 2008-11

SEASON

393 Arian Foster, 2010
391 Arian Foster, 2012
370 Domanick Williams#, 2004
331 Arian Foster, 2011
318 Steve Slaton, 2008

GAME

39 Arian Foster vs. Tennessee, 11/28/10
38 Domanick Williams# at Indianapolis, 11/14/04
36 Domanick Williams# at Detroit, 9/19/04
36 Domanick Williams# vs. New York Jets, 10/19/03

GAME, OPPONENT

43 Rudi Johnson at Cincinnati, 11/9/03
36 Larry Johnson vs. Kansas City, 11/20/05
34 Thomas Jones at Tampa Bay, 12/14/03

- Domanick Williams known as Domanick Davis prior to 2006.

INDIVIDUAL RECORDS

Game #12 • Houston Texans vs. New England Patriots • Sunday, Dec. 1, 2013

INDIVIDUAL RUSHING

RUSHING ATTEMPTS

MOST SEASONS LEADING TEAM

- 3 Arian Foster, 2010-12
Domanick Williams#, 2003-05
- 2 Steve Slaton, 2008-09
Ron Dayne, 2006-07

MOST CONSECUTIVE SEASONS LEADING TEAM

- 3 Arian Foster, 2010-12
- 3 Domanick Williams#, 2003-05
- 2 Steve Slaton, 2008-09
- 2 Ron Dayne, 2006-07

CAREER

- 1,131 Arian Foster, 2009-13
- 770 Domanick Williams#, 2003-05
- 425 Steve Slaton, 2008-11

SEASON

- 351 Arian Foster, 2012
- 327 Arian Foster, 2010
- 302 Domanick Williams#, 2004
- 278 Arian Foster, 2011

SEASON, ROOKIE

- 268 Steve Slaton, 2008
- 238 Domanick Williams#, 2003
- 197 Jonathan Wells, 2002

GAME

- 33 Arian Foster vs. Jacksonville, 10/30/11
- 33 Arian Foster vs. Indianapolis, 9/12/10
- 32 Ron Dayne vs. Indianapolis, 12/24/06

GAME, ROOKIE

- 27 Domanick Williams# vs. New York Jets, 10/19/03
- 26 Domanick Williams# at Buffalo, 11/16/03
- 26 Steve Slaton at Green Bay, 12/7/08

GAME, OPPONENT

- 43 Rudi Johnson, vs. Cincinnati, 11/9/03
- 36 Larry Johnson, vs. Kansas City, 11/20/05
- 34 Thomas Jones, at Tampa Bay, 12/14/03

RUSHING YARDS GAINED

MOST SEASONS LEADING TEAM

- 3 Arian Foster, 2010-12
Domanick Williams#, 2003-05
- 2 Steve Slaton, 2008-09
Ron Dayne, 2006-07

MOST CONSECUTIVE SEASONS LEADING TEAM

- 3 Arian Foster, 2010-12
Domanick Williams#, 2003-05
- 2 Steve Slaton, 2008-09
Ron Dayne, 2006-07

CAREER

- 5,063 Arian Foster, 2009-13
- 3,195 Domanick Williams#, 2003-05
- 1,832 Steve Slaton, 2008-11

SEASONS, 1,000 OR MORE YARDS RUSHING

- 3 Arian Foster, 2010-12
- 2 Domanick Williams#, 2003-04
- 1 Steve Slaton, 2008

CONSECUTIVE SEASONS, 1,000 OR MORE YARDS RUSHING

- 3 Arian Foster, 2010-12
- 2 Domanick Williams#, 2003-04

SEASON

- 1,616 Arian Foster, 2010
- 1,424 Arian Foster, 2012
- 1,282 Steve Slaton, 2008
- 1,224 Arian Foster, 2011
- 1,188 Domanick Williams#, 2004
- 1,031 Domanick Williams#, 2003

SEASON, ROOKIE

- 1,282 Steve Slaton, 2008
- 1,031 Domanick Williams#, 2003
- 529 Jonathan Wells, 2002

GAME

- 231 Arian Foster vs. Indianapolis, 9/12/10
- 180 Arian Foster vs. Jacksonville, 1/2/11
- 165 Arian Foster vs. Indianapolis, 12/16/12
- 158 Arian Foster at Indianapolis, 12/22/11
- 158 Domanick Williams# at Jacksonville, 12/26/04

GAME, OPPONENT

- 211 Larry Johnson vs. Kansas City, 11/20/05
- 197 Chris Johnson at Tennessee, 9/20/09
- 182 Rudi Johnson at Cincinnati, 11/9/03

GAME, ROOKIE

- 156 Steve Slaton at Indianapolis, 11/16/08
- 129 Domanick Williams# vs. New York Jets, 10/19/03
- 119 Arian Foster vs. New England, 1/3/10

GAMES, 100 OR MORE YARDS RUSHING

- 25 Arian Foster, 2009-13
- 11 Domanick Williams#, 2003-05
- 5 Steve Slaton, 2008-09

CONSECUTIVE GAMES, 100 OR MORE YARDS

- 3 Twice, last Arian Foster, 10/23/11 - 11/6/11
- 2 Ten times, last Arian Foster, 11/4/12 - 11/11/12

LONGEST RUN FROM SCRIMMAGE

- 81t Justin Forsett at Detroit, 11/22/12
- 74t Arian Foster at Oakland, 10/3/10
- 71t Steve Slaton at Indianapolis, 11/16/08
- 60 Ben Tate vs. Tennessee, 9/15/13
- 56 Arian Foster vs. Jacksonville, 1/2/11

LONGEST RUN FROM SCRIMMAGE, OPPONENT

- 91t Chris Johnson at Tennessee, 9/20/09
- 80 Rashad Jennings vs. Oakland, 11/17/13
- 76 Fred Taylor at Jacksonville, 10/14/07

RUSHING AVERAGE GAIN

CAREER (750 ATTEMPTS)

- 4.5 Arian Foster, 2009-13
- 4.1 Domanick Williams#, 2003-05

SEASON (100 ATTEMPTS)

- 5.4 Ben Tate, 2011 (175-942)
- 4.9 Arian Foster, 2010 (327-1,616)
- 4.8 Steve Slaton, 2008 (268-1,282)
- 4.4 Arian Foster, 2011 (278-1,224)
- 4.3 Domanick Williams#, 2003 (238-1,031)

GAME (10 ATTEMPTS)

- 11.1 Steve Slaton at Indianapolis, 11/16/08 (14-156)
- 9.6 Ben Tate vs. Cleveland, 11/6/11 (12-115)
- 8.6 Darius Walker vs. Jacksonville, 12/30/07 (10-86)
- 7.8 Arian Foster at Oakland, 10/3/10 (17-133)

GAME, OPPONENT (10 ATTEMPTS)

- 12.3 Chris Johnson at Tennessee, 9/20/09 (16-197)
- 10.4 Maurice Jones-Drew at Jacksonville, 10/14/07 (12-125)
- 8.4 Amos Zereoue vs. Oakland, 10/3/04 (14-117)

RUSHING TOUCHDOWNS

SEASONS LEADING TEAM

- 3 Arian Foster, 2010-12
- 2 Jonathan Wells, 2002, 2005
Domanick Williams#, 2003-04
Ron Dayne, 2006-07

CONSECUTIVE SEASONS LEADING TEAM

- 3 Arian Foster, 2010-12
- 2 Domanick Williams#, 2003-04
Ron Dayne, 2006-07

CAREER

- 45 Arian Foster, 2009-13
- 23 Domanick Williams#, 2003-05
- 12 Steve Slaton, 2008-10

SEASON

- 16 Arian Foster, 2010
- 15 Arian Foster, 2012
- 13 Domanick Williams#, 2004
- 10 Arian Foster, 2011
- 9 Steve Slaton, 2008

GAME

- 3 Arian Foster vs. Indianapolis, 9/12/10
- 3 Ryan Moats at Buffalo, 11/1/09
- 2 22 times, last by Arian Foster at Detroit, 11/22/12

GAME, ROOKIE

- 2 Six times, last by Steve Slaton vs. Jacksonville, 12/01/08

GAME, OPPONENT

- 4 Shaun Alexander at Seattle, 10/16/05
- 3 Three times, last by
Maurice Jones-Drew vs. Jacksonville, 9/27/09
- 2 15 times, last by
Maurice Jones-Drew at Jacksonville, 11/14/10

CONSECUTIVE GAMES RUSHING FOR TOUCHDOWNS

- 6 Arian Foster, 10/23/11 - 12/4/11
Domanick Williams#, 11/28/04 - 1/2/05
- 5 twice, last by Arian Foster, 9/30/12 - 11/4/12
- 4 Arian Foster, 12/18/11- 9/16/12
- 3 Four times, last by Derrick Ward, 10/3/10 - 10/17/10
- 2 Seven times, last by Arian Foster, 9/9/12 - 9/16/12

- Domanick Williams known as Domanick Davis prior to 2006.

INDIVIDUAL RECORDS

Game #12 • Houston Texans vs. New England Patriots • Sunday, Dec. 1, 2013

INDIVIDUAL PASSING

SEASONS LEADING TEAM

- 6 Matt Schaub, 2007-12
- 5 David Carr, 2002-06

CONSECUTIVE SEASONS LEADING TEAM

- 6 Matt Schaub, 2007-12
- 5 David Carr, 2002-06

PASSER RATING

CAREER (1,500 ATTEMPTS)

- 91.9 Matt Schaub, 2007-13
- 75.5 David Carr, 2002-06

SEASON (224 ATTEMPTS)

- 98.6 Matt Schaub, 2009
- 96.8 Matt Schaub, 2011
- 92.7 Matt Schaub, 2008
- 92.0 Matt Schaub, 2010
- 90.7 Matt Schaub, 2012

SEASON, ROOKIE (224 ATTEMPTS)

- 62.8 David Carr, 2002

GAME (20 ATTEMPTS)

- 147.7 Matt Schaub at Tennessee, 10/23/11
- 144.0 Matt Schaub vs. Cincinnati, 10/26/08
- 140.2 David Carr at Indianapolis, 9/17/06
- 129.7 Matt Schaub vs. Jacksonville, 1/2/11
- 127.8 Matt Schaub at Tennessee, 9/20/09

GAME, OPPONENT (20 ATTEMPTS)

- 146.8 Steve McNair at Tennessee, 10/12/03
- 146.8 Jon Kitna vs. Cincinnati, 11/3/02
- 139.8 Ben Roethlisberger vs. Pittsburgh, 9/18/05
- 137.8 Jake Plummer at Denver, 11/7/04
- 137.2 Philip Rivers vs. San Diego, 11/7/10

PASSING ATTEMPTS

SEASONS LEADING TEAM

- 6 Matt Schaub, 2007-12
- 5 David Carr, 2002-06

CONSECUTIVE SEASONS LEADING TEAM

- 6 Matt Schaub, 2007-12
- 5 David Carr, 2002-06

CAREER

- 2,920 Matt Schaub, 2007-13
- 2,070 David Carr, 2002-06
- 453 Sage Rosenfels, 2006-08

SEASON

- 583 Matt Schaub, 2009
- 574 Matt Schaub, 2010
- 544 Matt Schaub, 2012
- 466 David Carr, 2004

SEASON, ROOKIE

- 444 David Carr, 2002
- 134 T.J. Yates, 2011
- 40 Dave Ragone, 2003

GAME

- 62 Matt Schaub vs. Baltimore, 12/13/10
- 55 Matt Schaub vs. Jacksonville, 11/18/12
- 54 Matt Schaub at Tennessee, 12/19/10
- 54 David Carr at New York Jets, 11/26/06
- 52 Matt Schaub at Washington, 9/19/10
- 50 Matt Schaub at Arizona, 10/11/09

GAME, OPPONENT

- 61 Matthew Stafford at Detroit, 11/22/12
- 57 Peyton Manning vs. Indianapolis, 9/12/10
- 57 Tommy Maddox at Pittsburgh, 12/8/02
- 55 Chad Henne at Miami, 12/27/09
- 52 Peyton Manning at Denver, 9/23/12
- 50 Three times, last by Peyton Manning at Indianapolis, 11/8/09

PASS COMPLETIONS

SEASONS LEADING TEAM

- 6 Matt Schaub, 2007-12
- 5 David Carr, 2002-06

CONSECUTIVE SEASONS LEADING TEAM

- 6 Matt Schaub, 2007-12
- 5 David Carr, 2002-06

CAREER

- 1,894 Matt Schaub, 2007-13
- 1,243 David Carr, 2002-06
- 297 Sage Rosenfels, 2006-08

SEASON

- 396 Matt Schaub, 2009
- 365 Matt Schaub, 2010
- 350 Matt Schaub, 2012

SEASON, ROOKIE

- 233 David Carr, 2002
- 82 T.J. Yates, 2011
- 20 Dave Ragone, 2003

GAME

- 43 Matt Schaub vs. Jacksonville, 11/18/12
- 39 David Carr at New York Jets, 11/26/06
- 38 Matt Schaub at Washington, 9/19/10
- 35 Twice, last: Matt Schaub at Tennessee, 12/19/10
- 34 Matt Schaub at San Diego, 9/9/13

GAME, OPPONENT

- 40 Peyton Manning vs. Indianapolis, 9/12/10
- 36 Daunte Culpepper vs. Minnesota, 10/10/04
- 34 Peyton Manning at Indianapolis, 11/8/09
- 33 Drew Brees vs. New Orleans, 11/18/07
- 33 Brett Favre vs. Green Bay 11/21/04

CONSECUTIVE COMPLETIONS

- *22 David Carr vs. Buffalo, 11/19/06
- 17 Matt Schaub vs. Jacksonville, 11/18/12
- 16 Matt Schaub vs. Indianapolis (14), 9/23/07; at Atlanta (2), 9/30/07
- 13 David Carr at Indianapolis (9), 9/17/06; vs. Washington (4), 9/24/06

CONSECUTIVE COMPLETIONS, OPPONENT

- *22 Mark Brunell vs. Washington, 9/24/06

*Tied NFL record

PASSING COMPLETION PERCENTAGE

SEASONS LEADING TEAM

- 5 David Carr, 2002-06
- 5 Matt Schaub, 2007, 2009-12
- 1 Sage Rosenfels, 2008

CONSECUTIVE SEASONS LEADING TEAM

- 5 David Carr, 2002-06
- 4 Matt Schaub, 2009-12

CAREER (1,500 ATTEMPTS)

- 64.9 Matt Schaub, 2007-13
- 60.0 David Carr, 2002-06

SEASON (224 ATTEMPTS)

- 68.3 David Carr, 2006
- 66.4 Matt Schaub, 2007
- 65.4 Matt Schaub, 2009
- 64.3 Matt Schaub, 2012
- 64.2 Sage Rosenfels, 2007

GAME (20 ATTEMPTS)

- 85.7 Matt Schaub vs. Cincinnati, 10/26/08
- 84.6 David Carr at Indianapolis, 9/17/06
- 83.9 Matt Schaub vs. Detroit, 10/19/08

PASSING YARDS GAINED

SEASONS LEADING TEAM

- 6 Matt Schaub, 2007-12
- 5 David Carr, 2002-06

CONSECUTIVE SEASONS LEADING TEAM

- 6 Matt Schaub, 2007-12
- 5 David Carr, 2002-06

CAREER

- 22,618 Matt Schaub, 2007-13
- 13,391 David Carr, 2002-06
- 3,115 Sage Rosenfels, 2006-08

SEASONS, 4,000 OR MORE YARDS PASSING

- 3 Matt Schaub, 2009-10, 12

SEASONS, 3,000 OR MORE YARDS PASSING

- 4 Matt Schaub, 2008-12
- 1 David Carr, 2004

SEASON

- 4,770 Matt Schaub, 2009
- 4,370 Matt Schaub, 2010
- 4,008 Matt Schaub, 2012
- 3,531 David Carr, 2004

SEASON, ROOKIE

- 2,592 David Carr, 2002
- 949 T.J. Yates, 2011
- 135 Dave Ragone, 2003

GAME

- 527 Matt Schaub vs. Jacksonville, 11/18/12 (OT)
- 497 Matt Schaub at Washington, 9/19/10 (OT)
- 416 Matt Schaub vs. Oakland, 10/9/11
- 414 Matt Schaub at Green Bay, 12/7/08

GAME, OPPONENT

- 441 Matthew Stafford at Detroit, 11/22/12 (OT)
- 433 Peyton Manning vs. Indianapolis, 9/12/10
- 426 Donovan McNabb at Washington, 9/19/10
- 421 Steve McNair at Tennessee, 10/12/03
- 400 Peyton Manning at Indianapolis, 9/17/06

INDIVIDUAL RECORDS

Game #12 • Houston Texans vs. New England Patriots • Sunday, Dec. 1, 2013

INDIVIDUAL PASSING (CONTINUED)

GAMES, 300 OR MORE YARDS PASSING, SEASON

- 9 Matt Schaub, 2009
- 7 Matt Schaub, 2010
- 4 Matt Schaub, 2008

GAMES, 300 OR MORE YARDS PASSING, CAREER

- 26 Matt Schaub, 2007-13
- 4 David Carr, 2002-06
- 1 T. J. Yates, 2011

LONGEST PASS COMPLETION

- 81 David Carr to Corey Bradford vs. Buffalo, 10/13/02
- 80 Matt Schaub to Jacoby Jones at Tampa Bay, 11/13/11 (TD)
- 78 Matt Schaub to Arian Foster at Tampa Bay, 11/13/11 (TD)
- 78 Matt Schaub to Arian Foster at Tennessee, 10/23/11 (TD)
- 78 David Carr to Corey Bradford at Miami, 9/7/03
- 77 Matt Schaub to Andre Johnson vs. Kansas City, 9/9/07 (TD)

PASSING AVERAGE GAIN

SEASONS LEADING TEAM (224 ATTEMPTS/SEASON)

- 6 Matt Schaub, 2007-12
- 5 David Carr, 2002-06

CONSECUTIVE SEASONS LEADING TEAM

- 6 Matt Schaub, 2007-12
- 5 David Carr, 2002-06

AVERAGE GAIN, CAREER (1,500 ATTEMPTS)

- 7.75 Matt Schaub, 2007-13
- 6.47 David Carr, 2002-06

AVERAGE GAIN, SEASON (224 ATTEMPTS)

- 8.49 Matt Schaub, 2011
- 8.18 Matt Schaub, 2009
- 8.00 Matt Schaub, 2008
- 7.75 Matt Schaub, 2007
- 7.37 Matt Schaub, 2012

AVERAGE GAIN, SEASON, ROOKIE (224 ATTEMPTS)

- 5.84 David Carr, 2002

AVERAGE GAIN, GAME (20 ATTEMPTS)

- 12.87 Matt Schaub at Tennessee, 10/23/11
- 11.50 Matt Schaub vs. Jacksonville, 1/2/11
- 10.84 Case Keenum at Kansas City, 10/20/13
- 10.29 Case Keenum vs. Indianapolis, 11/3/13
- 10.23 David Carr at Tennessee Titans, 10/17/04
- 10.23 Matt Schaub vs. Kansas City, 9/9/07

AVERAGE GAIN, GAME, OPPONENT (20 ATTEMPTS)

- 15.59 Steve McNair at Tennessee, 10/12/03
- 15.21 Donovan McNabb at Washington, 9/19/10
- 12.83 Phillip Rivers vs. San Diego, 11/7/10
- 12.10 Ben Roethlisberger vs. Pittsburgh, 9/18/05

PASSING TOUCHDOWNS

SEASONS LEADING TEAM

- 5 David Carr, 2002-06
- 5 Matt Schaub, 2008-12
- 1 Sage Rosenfels, 2007

CONSECUTIVE SEASONS LEADING TEAM

- 5 David Carr, 2002-06
- 5 Matt Schaub, 2008-12

CAREER

- 122 Matt Schaub, 2007-13
- 59 David Carr, 2002-06
- 24 Sage Rosenfels, 2006-08

SEASON

- 29 Matt Schaub, 2009
- 24 Matt Schaub, 2010
- 22 Matt Schaub, 2012
- 16 David Carr, 2004
- 15 Matt Schaub, 2008, 2011; Sage Rosenfels, 2007

ROOKIE, SEASON

- 9 David Carr, 2002
- 3 T. J. Yates, 2011

GAME

- 5 Matt Schaub vs. Jacksonville, 11/18/12
- 4 Four times, last by Matt Schaub at Denver, 9/23/12
- 3 14 times, last by Case Keenum at Arizona, 11/10/13
- 2 41 times, last by Matt Schaub vs. Seattle, 9/29/13

GAME, OPPONENT

- 6 Aaron Rodgers vs. Green Bay, 10/14/12
- 5 Daunte Culpepper vs. Minnesota, 10/10/04
- Peyton Manning at Indianapolis, 11/14/04
- 4 Five times, last by Phillip Rivers at San Diego, 9/9/13
- 3 25 times, last by Matt McGloin vs. Oakland, 11/17/13

GAMES, FOUR OR MORE TOUCHDOWN PASSES, CAREER

- 4 Matt Schaub, 2007-12
- 1 Sage Rosenfels, 2006-08

GAMES, FOUR OR MORE TOUCHDOWN PASSES, SEASON

- 2 Matt Schaub, 2012
- 2 Matt Schaub, 2009

- 1 Sage Rosenfels, 2007

CONSECUTIVE GAMES, TOUCHDOWN PASSES

- 16 Matt Schaub, 11/14/10 – 10/30/11
- 12 Matt Schaub, 11/8/09 – 10/3/10
- 9 Sage Rosenfels, 10/14/07 – 12/30/07
- 8 David Carr, 9/18/05 – 11/13/05
- 6 Matt Schaub, 10/21/12 – 12/2/12
- 6 Matt Schaub, 9/20/09 – 10/25/09
- 6 David Carr, 9/19/04 – 10/31/04

PASSES HAD INTERCEPTED

CAREER

- 73 Matt Schaub, 2007-13
- 65 David Carr, 2002-06
- 23 Sage Rosenfels, 2006-08

SEASON

- 15 Matt Schaub, 2009
- 15 David Carr, 2002
- 14 David Carr, 2004
- 13 David Carr, 2003

GAME

- 4 Twice, last by Sage Rosenfels vs. Baltimore, 11/9/08
- 3 Seven times, last by Matt Schaub at San Francisco, 10/6/13
- 2 34 times, last by T.J. Yates, 10/13/13

GAME, OPPONENT

- 4 David Garrard at Jacksonville, 11/12/06
- 4 Steve McNair at Tennessee, 10/17/04

CONSECUTIVE PASSES WITHOUT AN INTERCEPTION

- 110 Matt Schaub, 11/14/10 through 12/2/10
- 105 Case Keenum, 10/20/13 through 11/17/13
- 104 Matt Schaub, 11/06/11 through 9/23/12
- 99 Matt Schaub, 12/10/12 through 12/30/12
- David Carr, 12/24/05 through 9/17/06
- David Carr, 10/17/04 through 11/14/04
- 89 Matt Schaub, 11/6/11 through 9/16/12
- 64 Matt Schaub, 10/21/12 through 11/4/12
- 61 Matt Schaub, 10/10/10 through 10/17/10

ATTEMPTS, NO INTERCEPTIONS, GAME

- 43 Case Keenum at Arizona, 11/10/13
- 42 David Carr vs. Minnesota, 10/10/04
- 41 David Carr at Denver, 11/7/04
- 40 Three times, last by Matt Schaub at St. Louis, 12/20/09

ATTEMPTS, NO INTERCEPTIONS, GAME, OPPONENT

- 57 Peyton Manning vs. Indianapolis, 9/12/10
- 52 Peyton Manning at Denver, 9/23/12
- 50 Daunte Culpepper vs. Minnesota, 10/10/04
- 46 Peyton Manning vs. Indianapolis, 11/16/08

LOWEST PERCENTAGE, PASSES INTERCEPTED

SEASONS LEADING TEAM

- 6 Matt Schaub, 2007-12
- 5 David Carr, 2002-06

CAREER (1,500 ATTEMPTS)

- 2.5 Matt Schaub, 2007-13
- 3.1 David Carr, 2002-06

SEASON (224 ATTEMPTS)

- 2.1 Matt Schaub, 2010
- 2.1 Matt Schaub, 2011
- 2.2 Matt Schaub, 2012
- 2.6 Matt Schaub, 2009
- 2.6 Matt Schaub, 2008
- 2.7 David Carr, 2006
- 3.0 David Carr, 2004

SEASON, ROOKIE (224 ATTEMPTS)

- 3.4 David Carr, 2002

TIMES SACKED

CAREER

- 249 David Carr, 2002-06
- 154 Matt Schaub, 2007-13
- 16 Sage Rosenfels, 2006-08

SEASON

- *76 David Carr, 2002
- 68 David Carr, 2005
- 49 David Carr, 2004

GAME

- 9 David Carr at San Diego, 9/15/03
- 8 David Carr at Cleveland, 10/20/02
- David Carr vs. Pittsburgh, 9/18/05
- 7 Three times, last by David Carr vs. Tennessee, 10/9/05

GAME, OPPONENT

- 6 Jake Locker at Tennessee, 12/2/12
- 6 Blaine Gabbert at Jacksonville, 11/27/11
- 6 Tommy Maddox at Pittsburgh, 12/8/02
- 5 10 times, last by Russell Wilson vs. Seattle, 9/29/13

* NFL record

INDIVIDUAL RECORDS

Game #12 • Houston Texans vs. New England Patriots • Sunday, Dec. 1, 2013

INDIVIDUAL RECEIVING

RECEPTIONS

SEASONS LEADING TEAM

- 8 Andre Johnson, 2003-06, 08-10, 12
- 1 Owen Daniels, 2011
- Kevin Walter, 2007
- Billy Miller, 2002

CONSECUTIVE SEASONS LEADING TEAM

- 4 Andre Johnson, 2003-06
- 3 Andre Johnson, 2008-10

CAREER

- 892 Andre Johnson, 2003-13
- 379 Owen Daniels, 2006-13
- 326 Kevin Walter, 2006-12

SEASONS, 50 OR MORE PASS RECEPTIONS

- 10 Andre Johnson, 2003-10, 2012-13
- 4 Kevin Walter, 2007-10
- 4 Owen Daniels, 2007-08, 2011-12
- 2 Arian Foster, 2010-11
- 1 Jacoby Jones, 2010

SEASON

- 115 Andre Johnson, 2008
- 112 Andre Johnson, 2012
- 103 Andre Johnson, 2006
- 101 Andre Johnson, 2009

SEASON, ROOKIE

- 66 Andre Johnson, 2003
- 47 Domanick Williams#, 2003
- 41 Jabar Gaffney, 2002

GAME

- 14 Andre Johnson vs. Jacksonville, 11/18/12 (OT)
- 12 Six times, last by Andre Johnson at San Diego, 9/9/13
- 11 Eight times, last by Andre Johnson vs. Indianapolis, 12/16/12
- 10 11 times, last by Andre Johnson vs. Oakland, 11/17/13

GAME, OPPONENT

- 14 Dallas Clark at Indianapolis, 11/8/09
- 13 Santana Moss at Washington, 9/19/10
- 12 Three times, last by Hakeem Nicks vs. New York Giants, 10/10/10

CONSECUTIVE GAMES PLAYED, PASS RECEPTION

- 112 Andre Johnson, 11/6/05 – 11/24/13
- 88 Owen Daniels, 12/10/06 – 10/6/13
- 35 Andre Johnson, 9/7/03 – 10/2/05

RECEIVING YARDS GAINED

SEASONS LEADING TEAM

- 9 Andre Johnson, 2003-10, 12
- 1 Owen Daniels, 2011
- Corey Bradford, 2002

CONSECUTIVE SEASONS LEADING TEAM

- 8 Andre Johnson, 2003-10

CAREER

- 12,256 Andre Johnson, 2003-13
- 4,617 Owen Daniels, 2006-13
- 4,083 Kevin Walter, 2006-12
- 2,009 Jabar Gaffney, 2002-05

SEASONS, 1,000 OR MORE YARDS

- 6 Andre Johnson – 2004, 2006, 2008-10, 2012

SEASON

- 1,598 Andre Johnson, 2012
- 1,575 Andre Johnson, 2008
- 1,569 Andre Johnson, 2009
- 1,216 Andre Johnson, 2010
- 1,147 Andre Johnson, 2006

SEASON, ROOKIE

- 976 Andre Johnson, 2003
- 483 Jabar Gaffney, 2002
- 352 Owen Daniels, 2006

GAME

- 273 Andre Johnson vs. Jacksonville, 11/18/12 (OT)
- 229 Andre Johnson vs. Indianapolis, 11/3/13
- 207 Andre Johnson vs. Tennessee, 12/14/08
- 196 Andre Johnson at St. Louis, 12/20/09
- 193 Andre Johnson vs. Seattle, 12/13/09

GAME, OPPONENT

- 265 Lee Evans vs. Buffalo, 11/19/06
- 236 Justin Blackmon vs. Jacksonville, 11/18/12 (OT)
- 177 Derrick Mason at Tennessee, 10/12/03
- 163 Austin Collie vs. Indianapolis, 9/12/10

GAMES, 100 OR MORE YARDS, CAREER

- 48 Andre Johnson, 2003-13
- 4 Owen Daniels, 2006-12
- 3 Corey Bradford, 2002-05
- Kevin Walter, 2006-12

GAMES, 100 OR MORE YARDS, SEASON

- 8 Andre Johnson, 2008
- 6 Andre Johnson, 2009, 2010, 2012
- 4 Andre Johnson, 2004, 2006, 2007, 2013

CONSECUTIVE GAMES, 100 OR MORE YARDS

- 4 Andre Johnson, 10/5/08 – 10/26/08
- 3 Andre Johnson, 9/9/07 – 11/18/07
- 2 Six times, last by Andre Johnson, 11/18/12 – 11/22/12

LONGEST RECEPTION

- 81 Corey Bradford from David Carr vs. Buffalo, 10/13/02
- 80 Jacoby Jones from Matt Schaub at Tampa Bay, 11/13/11 (TD)
- 78 Arian Foster from Matt Schaub at Tampa Bay, 11/13/11 (TD)
- 78 Arian Foster from Matt Schaub at Tennessee, 10/23/11 (TD)
- 78 Corey Bradford from David Carr at Miami, 9/7/03 (TD)

LONGEST RECEPTION, OPPONENT

- 96 Calvin Johnson vs. Detroit, 10/19/08 (TD)
- 84 Troy Edwards vs. Jacksonville, 10/28/03 (TD)
- 83 Lee Evans vs. Buffalo, 11/19/06 (TD)
- 81 Justin Blackmon vs. Jacksonville, 11/18/12 (TD)

RECEIVING AVERAGE GAIN

AVERAGE GAIN, CAREER (200 RECEPTIONS)

- 13.7 Andre Johnson, 2003-13
- 12.5 Kevin Walter, 2006-12
- 12.0 Owen Daniels, 2006-12

AVERAGE GAIN, SEASON (32 RECEPTIONS)

- 17.7 André Davis, 2007
- 15.5 Andre Johnson, 2009
- 15.5 Corey Bradford, 2002

AVERAGE GAIN, GAME (3 RECEPTIONS)

- 30.5 Andre Johnson at Buffalo, 11/16/03 (4-122)
- 28.7 Andre Johnson at Detroit, 9/19/04 (3-86)
- 27.3 Jabar Gaffney at Chicago, 12/19/04 (4-109)

RECEIVING TOUCHDOWNS

SEASONS LEADING TEAM

- 7 Andre Johnson, 2003-04, 2006-10
- 3 Corey Bradford, 2002-03, 2005

CONSECUTIVE SEASONS LEADING TEAM

- 5 Andre Johnson, 2006-10

CAREER

- 61 Andre Johnson, 2003-13
- 29 Owen Daniels, 2006-13
- 24 Kevin Walter, 2006-12
- 18 Corey Bradford, 2002-05

SEASON

- 9 Andre Johnson, 2009
- 8 Five times, last by Andre Johnson, 2010
- 6 Five times, last by Owen Daniels, 2012

SEASON, ROOKIE

- 5 Owen Daniels, 2006
- 4 Andre Johnson, 2003

GAME

- 3 Andre Johnson vs. Indianapolis, 11/3/13

GAME, ROOKIE

- 2 Owen Daniels at Tennessee, 10/29/06
- 2 Andre Johnson vs. Kansas City, 9/21/03

GAME, OPPONENT

- 3 T.Y. Hilton vs. Indianapolis, 11/3/13
- Jordy Nelson vs. Green Bay, 10/14/12
- Vernon Davis vs. San Francisco, 10/25/09
- Steve Smith at Carolina, 9/16/07
- Terrell Owens at Dallas, 10/15/06
- Derrick Mason at Tennessee, 10/12/03

CONSECUTIVE GAMES, TOUCHDOWNS

- 4 Andre Johnson, 12/2/07 - 12/23/07
- 3 Five times, last by Owen Daniels, 9/23/12 - 10/8/12
- 2 18 times, last by Andre Johnson, 11/3/13 - 11/10/13

INDIVIDUAL RECORDS

Game #12 • Houston Texans vs. New England Patriots • Sunday, Dec. 1, 2013

INDIVIDUAL PUNTING

PUNTING

SEASONS LEADING TEAM

- 5 Chad Stanley, 2002-06
- 4 Matt Turk, 2007-10
- 1 Donnie Jones, 2012

CONSECUTIVE SEASONS LEADING TEAM

- 5 Chad Stanley, 2002-06
- 4 Matt Turk, 2007-10

PUNTS

CAREER

- 437 Chad Stanley, 2002-06
- 254 Matt Turk, 2007-11
- 88 Donnie Jones, 2012

SEASON

- 114 Chad Stanley, 2002
- 97 Chad Stanley, 2003
- 88 Donnie Jones, 2012

GAME

- 11 Chad Stanley at Indianapolis, 12/1/02
- 10 Six times, last by Donnie Jones at Tennessee, 12/2/12
- 9 Three times, last by Shane Lechler vs. Oakland, 11/17/13

GAME, OPPONENT

- 11 Marquette King vs. Oakland, 11/17/13
- 10 Darren Bennett at San Diego, 9/15/02
- 9 Five times, last by Bryan Anger at Jacksonville, 9/16/12

LONGEST PUNT

- 69 Brett Hartmann at Miami, 9/18/11
- 66 Twice, last by Donnie Jones at Denver, 9/23/12
- 65 Shane Lechler at Arizona, 11/10/13
- 65 Donnie Jones vs. Minnesota, 12/23/12
- 64 Donnie Jones at Tennessee, 12/2/12
- 62 Four times, last by Donnie Jones vs. Baltimore, 10/21/12

LONGEST PUNT, OPPONENT

- 78 Nick Harris at Jacksonville, 11/27/11
- 75 Mat McBriar at Dallas, 10/15/06
- 74 Sam Koch vs. Baltimore, 11/9/08

PUNTING AVERAGE YARDAGE

CAREER (250 PUNTS)

- 41.0 Chad Stanley, 2002-06

SEASON (40 PUNTS)

- 47.2 Donnie Jones, 2012
- 44.4 Brett Hartmann, 2011
- 42.8 Matt Turk, 2009
- 42.3 Matt Turk, 2008

GAME (4 PUNTS)

- 58.9 Shane Lechler at Arizona, 11/10/13
- 54.2 Donnie Jones at Denver, 9/23/12
- 52.8 Brett Hartmann vs. Atlanta, 12/4/11
- 51.8 Matt Turk at Tennessee, 9/20/09
- 51.5 Donnie Jones vs. Green Bay, 10/14/12

GAME, OPPONENT (4 PUNTS)

- 56.8 Shane Lechler at Oakland, 12/3/06
- Mat McBriar at Dallas, 10/15/06
- 53.4 Shane Lechler vs. Oakland, 10/4/09
- 52.8 Mike Scifres at San Diego, 10/28/07
- 51.3 Bryan Anger at Jacksonville, 9/16/12
- 50.6 Sam Koch vs. Baltimore, 10/21/12

PUNTS HAD BLOCKED

CONSECUTIVE PUNTS, NONE BLOCKED

- 327 Chad Stanley, 2002-06
- 254 Matt Turk, 2007-11

PUNTS HAD BLOCKED, CAREER

- 2 Chad Stanley, 2002-06

PUNTS HAD BLOCKED, SEASON

- 2 Chad Stanley, 2002

PUNTS INSIDE THE 20

CAREER

- 135 Chad Stanley, 2002-06
- 88 Matt Turk, 2007-11

SEASON

- 36 Chad Stanley, 2002, 2003
- 29 Chad Stanley, 2005
- 28 Donnie Jones, 2012
- 24 Matt Turk, 2007, 2009

GAME

- 6 Chad Stanley vs. Dallas, 9/8/02
- 5 Three times, last by Shane Lechler vs. Tennessee, 9/15/13
- 4 10 times, last by Donnie Jones at New York Jets, 10/8/12

GAME, OPPONENT

- 5 Three times, last by Sam Koch vs. Baltimore, 12/13/10
- 4 Three times, last by Jon Ryan vs. Seattle, 9/29/13

PUNT RETURNS

PUNT RETURNS

SEASONS LEADING TEAM

- 5 Jacoby Jones, 2007-11
- 2 J.J. Moses, 2003-04

CAREER

- 179 Jacoby Jones, 2007-11
- 72 J.J. Moses, 2003-04
- 50 Keshawn Martin, 2012-13

SEASON

- 49 Jacoby Jones, 2011
- 39 Jacoby Jones, 2009
- 36 J.J. Moses, 2004
- 36 J.J. Moses, 2003
- 36 Jermaine Lewis, 2002

SEASON, ROOKIE

- 30 Jacoby Jones, 2007
- 22 Keshawn Martin, 2012
- 12 Jerome Mathis, 2005
- 3 Jabar Gaffney, 2002
- 3 Donovan Morgan, 2005

GAME

- 7 Three times, last by Keshawn Martin, 11/17/13
- 6 Trindon Holliday at Jacksonville, 9/16/12
- 5 13 times, last by Keshawn Martin, 9/15/13
- 4 26 times, last by Keshawn Martin at Tennessee, 12/2/12

GAME, OPPONENT

- 6 Six times, last by Patrick Peterson at Arizona, 11/10/13

FAIR CATCHES

CAREER

- 60 Jacoby Jones, 2007-11
- 24 Keshawn Martin, 2012-13
- 20 J.J. Moses, 2003-04

SEASON

- 17 Jacoby Jones, 2008
- Jermaine Lewis, 2002
- 15 Jacoby Jones, 2010
- 13 J.J. Moses, 2004

GAME

- 4 Dexter Wynn vs. Buffalo, 11/19/06
- 4 Jermaine Lewis vs. Dallas, 9/8/02
- 3 Eight times, last by Keshawn Martin vs. Oakland, 11/17/13

GAME, OPPONENT

- 5 Dante Hall vs. Kansas City, 9/21/03
- 4 Five times, last by Ace Sanders vs. Jacksonville, 11/24/13

PUNT RETURN YARDS GAINED

SEASONS LEADING TEAM

- 5 Jacoby Jones, 2007-11
- 2 J.J. Moses, 2003-04

CAREER

- 1,820 Jacoby Jones, 2007-11
- 553 J.J. Moses, 2003-04
- 504 Keshawn Martin, 2012-13

SEASON

- 518 Jacoby Jones, 2011
- 427 Jacoby Jones, 2009
- 386 Jacoby Jones, 2008

SEASON, ROOKIE

- 286 Jacoby Jones, 2007
- 267 Keshawn Martin, 2012
- 68 Jerome Mathis, 2005
- 30 Donovan Morgan, 2005

GAME

- 125 Keshawn Martin vs. Oakland, 11/17/13
- 100 Jacoby Jones at Arizona, 10/11/09
- 92 Avion Black vs. Baltimore, 12/15/02
- 91 Jacoby Jones at Jacksonville, 11/27/11
- 91 Jacoby Jones vs. Indianapolis, 9/11/11

GAME, OPPONENT

- 93 Tandon Doss at Baltimore, 9/22/13
- 80 Johnnie Lee Higgins at Oakland, 12/21/08
- 80 Adam Jones at Tennessee, 12/11/05
- 76 Marcus Thigpen vs. Miami, 9/9/12

LONGEST PUNT RETURN

- 87 Keshawn Martin vs. Oakland, 11/17/13
- 79t Jacoby Jones vs. Indianapolis, 9/11/11
- 76 Avion Black vs. Baltimore, 12/15/02
- 74 Jacoby Jones vs. Indianapolis, 9/23/07
- 73t Jacoby Jones vs. Cincinnati, 10/26/08
- 71 Keshawn Martin vs. Jacksonville, 11/18/12

INDIVIDUAL RECORDS

Game #12 • Houston Texans vs. New England Patriots • Sunday, Dec. 1, 2013

PUNT RETURNS (CONTINUED)

PUNT RETURN AVERAGE YARDAGE

CAREER (30 RETURNS)

- 10.2 Jacoby Jones, 2007-11
- 10.1 Keshawn Martin, 2012-13
- 7.8 Jermaine Lewis, 2002
- 7.7 J.J. Moses, 2003-04

SEASON (20 RETURNS)

- 12.1 Keshawn Martin, 2012
- 12.1 Jacoby Jones, 2008
- 10.9 Jacoby Jones, 2009

SEASON, ROOKIE (20 RETURNS)

- 12.1 Keshawn Martin, 2012
- 9.5 Jacoby Jones, 2007

GAME (3 RETURNS)

- 30.7 Avion Black vs. Baltimore, 12/15/02
- 30.3 Jacoby Jones vs. Indianapolis, 9/11/11
- 21.8 Jacoby Jones vs. Miami, 10/12/08

GAME, OPPONENT (3 RETURNS)

- 26.7 Adam Jones at Tennessee, 12/11/05
- 19.7 Adam Jones at Tennessee, 10/29/06
- 17.3 Bobby Shaw at Jacksonville, 10/27/02

PUNT RETURN TOUCHDOWNS

CAREER

- 3 Jacoby Jones, 2007-11
- 1 Keshawn Martin, 2013
- 1 Avion Black, 2002

SEASON

- 2 Jacoby Jones, 2008
- 1 Keshawn Martin, 2013
- 1 Jacoby Jones, 2011
- 1 Avion Black, 2002

GAME

- 1 Keshawn Martin vs. Oakland, 11/17/13
- Jacoby Jones vs. Indianapolis, 9/11/11
- Jacoby Jones vs. Cincinnati, 10/26/08
- Jacoby Jones vs. Miami, 10/12/08
- Avion Black vs. Baltimore, 12/15/02

GAME, OPPONENT

- 1 Marcus Thigpen vs. Miami, 9/9/12
- Johnnie Lee Higgins at Oakland, 12/21/08

BLOCKED PUNTS/KICKS

BLOCKED PUNTS

CAREER

- 2 Bryan Braman, 2012
- 2 Ramon Walker, 2002-05
- 1 Jimmy McClain, 2002
- 1 Antwan Peek, 2003-05

SEASON

- 2 Bryan Braman (2012)
- 1 Ramon Walker (2005)
- 1 Antwan Peek (2004)
- 1 Ramon Walker (2003)
- 1 Jimmy McClain (2002)

GAME

- 1 Bryan Braman vs. Indianapolis, 12/16/12
- 1 Bryan Braman vs. Green Bay, 10/14/12
- 1 Ramon Walker at San Francisco, 1/1/06
- 1 Antwan Peek at Denver, 11/7/04
- 1 Ramon Walker vs. New England, 11/23/03
- 1 Jimmy McClain at Washington, 12/22/02

GAME, OPPONENT

- 1 Randy Starks vs. Tennessee, 11/28/04
- 1 Rocky Boiman vs. Tennessee, 12/29/02
- 1 Eric Westmoreland at Jacksonville, 10/27/02

BLOCKED PUNT RETURNS

CAREER

- 1 Bryan Braman, 2012
- 1 Jonathan Wells, 2002
- 1 Kevin Williams, 2002

SEASON

- 1 Bryan Braman, 2012
- 1 Jonathan Wells, 2002
- 1 Kevin Williams, 2002

GAME

- 1 Bryan Braman vs. Indianapolis, 12/16/12
- 1 Jonathan Wells at Denver, 11/7/04
- 1 Kevin Williams at Washington, 12/22/02

GAME, OPPONENT

None

BLOCKED FIELD GOALS

CAREER

- 3 J.J. Watt 2011-13
- 1 Danieal Manning, 2011-13
- 1 Bernard Pollard, 2009-10
- 1 Dunta Robinson, 2004-09
- 1 Eric Brown, 2002-04
- 1 Ramon Walker, 2002-04

SEASON

- 2 J.J. Watt, 2013
- 1 Danieal Manning, 2011
- 1 J.J. Watt, 2011
- 1 Bernard Pollard, 2010
- 1 Dunta Robinson, 2007
- 1 Eric Brown, 2003
- 1 Ramon Walker, 2003

GAME

- 1 J.J. Watt vs. Jacksonville, 11/24/13
- 1 J.J. Watt vs. Indianapolis, 11/3/13
- 1 Danieal Manning vs. Pittsburgh, 10/2/11
- 1 J.J. Watt at Miami, 9/18/11
- 1 Bernard Pollard at Washington, 9/19/10
- 1 Dunta Robinson at Atlanta, 9/30/07
- 1 Eric Brown at Tampa Bay, 12/14/03
- 1 Ramon Walker vs. New England, 11/23/03

GAME, OPPONENT

- 1 11 times, last by Justin Bethel at Arizona, 11/10/13

BLOCKED PATs

CAREER

- 1 Michael Boulware, 2007
- 1 Seth Payne, 2002-06

SEASON

- 1 Michael Boulware, 2007
- 1 Seth Payne, 2006

GAME

- 1 Michael Boulware at Jacksonville, 10/14/07
- 1 Seth Payne at Indianapolis, 9/17/06

GAME, OPPONENT

- 1 Albert Haynesworth at Tampa Bay, 11/13/11

KICKOFF RETURNS

KICKOFF RETURNS

SEASONS LEADING TEAM

- 3 André Davis, 2007-09
- 2 J.J. Moses, 2003-04

KICKOFF RETURNS, CAREER

- 117 J.J. Moses, 2003-04
- 108 André Davis, 2007-09
- 72 Jerome Mathis, 2005-07

KICKOFF RETURNS, SEASON

- 59 J.J. Moses, 2004
- 58 J.J. Moses, 2003
- 54 Jerome Mathis, 2005

SEASON, ROOKIE

- 54 Jerome Mathis, 2005
- 31 Keshawn Martin, 2012
- 20 Vernand Morency, 2005
- Keshawn Martin, 2013

GAME

- 8 Dexter Wynn at New England, 12/17/06
- 7 10 times, last by Jacoby Jones at Indianapolis, 11/1/10
- 6 14 times, last by Jacoby Jones at New York Jets, 11/21/10

GAME, OPPONENT

- 7 Doug Gabriel vs. Oakland, 10/3/04
- Reggie Swinton vs. Arizona, 12/18/05

KICKOFF RETURN YARDS GAINED

SEASONS LEADING TEAM

- 3 André Davis, 2007-09
- 2 J.J. Moses, 2003-04
- 1 Four times, last by Steve Slaton, 2010

CAREER

- 2,743 André Davis, 2007-09
- 2,658 J.J. Moses, 2003-04
- 2,054 Jerome Mathis, 2005-07

SEASON

- 1,542 Jerome Mathis, 2005
- 1,355 J.J. Moses, 2003
- 1,303 J.J. Moses, 2004

INDIVIDUAL RECORDS

Game #12 • Houston Texans vs. New England Patriots • Sunday, Dec. 1, 2013

KICKOFF RETURNS (CONTINUED)

SEASON, ROOKIE

1,542 Jerome Mathis, 2005
741 Keshawn Martin, 2012
437 Vernand Morency, 2005

GAME

266 Jerome Mathis vs. Kansas City, 11/20/05
266 Jerome Mathis vs. Indianapolis, 10/23/05
234 André Davis vs. Jacksonville, 12/30/07

GAME, OPPONENT

233 David Reed vs. Baltimore, 12/13/10
199 Doug Gabriel vs. Oakland, 10/3/04
196 Jacoby Jones vs. Baltimore, 10/21/12
176 Ted Ginn Jr. vs. Miami, 10/7/07

LONGEST, GAME (ALL TDS)

104 André Davis vs. Jacksonville, 12/30/07
99 Jerome Mathis vs. Kansas City, 11/20/05
97 André Davis vs. Jacksonville, 12/30/07
97 André Davis vs. Tampa Bay, 12/9/07
95 Jacoby Jones vs. Oakland, 10/4/09

LONGEST, GAME, OPPONENT

103 David Reed vs. Baltimore, 12/13/10
101 Deji Karim at Indianapolis, 12/30/12
100 Jeremy Kerley at New York Jets, 10/8/12
95 Eddie Drummond at Detroit, 9/19/04
André Davis at Cleveland, 10/20/02

KICKOFF RETURN AVERAGE YARDAGE

CAREER (75 RETURNS)

25.4 André Davis, 2007-09
22.7 J.J. Moses, 2003-04

SEASON (20 RETURNS)

30.3 André Davis, 2007
28.6 Jerome Mathis, 2005
26.6 Jacoby Jones, 2009

SEASON, ROOKIE (20 RETURNS)

28.6 Jerome Mathis, 2005
23.1 Keshawn Martin, 2012

GAME (3 RETURNS)

46.8 André Davis vs. Jacksonville, 12/30/07
38.0 Jerome Mathis vs. Kansas City, 11/20/05
38.0 Jerome Mathis vs. Indianapolis, 10/23/05

GAME, OPPONENT (3 RETURNS)

42.0 André Davis at Cleveland, 10/20/02
39.3 Eddie Drummond at Detroit, 9/19/04
38.8 David Reed vs. Baltimore, 12/13/10

KICKOFF RETURN TOUCHDOWNS

CAREER

3 André Davis, 2007
3 Jerome Mathis, 2005-07
1 Jacoby Jones, 2007-10

SEASON

3 André Davis, 2007
2 Jerome Mathis, 2005
1 Jacoby Jones, 2009
1 Jerome Mathis, 2007

ROOKIE, SEASON

2 Jerome Mathis, 2005

GAME

*2 André Davis vs. Jacksonville, 12/30/07
1 Six times, last by Jacoby Jones vs. Oakland, 10/4/09

* Tied NFL record

TOTAL RETURN YARDS

CAREER

3,310 Jacoby Jones, 2007-11 (p- 1,820, k- 1,490)
3,211 J.J. Moses, 2003-04 (p- 553, k- 2,658)
2,743 André Davis, 2007-09 (p- 0, k- 2,743)

SEASON

1,612 J.J. Moses, 2004 (p- 309, k- 1,303)
1,610 Jerome Mathis, 2005 (p- 68, k- 1,542)
1,599 J.J. Moses, 2003 (p- 244, k- 1,355)

GAME

266 Jerome Mathis vs. Kansas City, 11/20/05 (p-0, k-266)
266 Jerome Mathis vs. Indianapolis, 10/23/05 (p-0, k-266)
238 Keshawn Martin vs. Jacksonville, 11/18/12 (p-76, k-162)

GAME, OPPONENT

233 David Reed vs. Baltimore, 12/13/10 (p- 0, k-233)
213 Marcus Thigpen vs. Miami, 9/9/12 (p-76, k-137)
199 Doug Gabriel vs. Oakland, 10/3/04 (p- 0, k- 199)

SPECIAL TEAMS TOUCHDOWNS

CAREER

4 Jacoby Jones, 2007-11
3 André Davis, 2007-09
3 Jerome Mathis, 2005-07

SEASON

3 André Davis, 2007
2 Jerome Mathis, 2005
2 Jacoby Jones, 2008

GAME

2* André Davis vs. Jacksonville, 12/30/07*
1 12 times, last by Keshawn Martin, 11/17/13

* Tied NFL record

INTERCEPTIONS

INTERCEPTIONS

SEASONS LEADING TEAM

2 Dunta Robinson, 2004, 2006
1 Nine times, last by Kareem Jackson, 2012

CAREER

13 Dunta Robinson, 2004-08
11 Marcus Coleman, 2002-05
Aaron Glenn, 2002-04
8 Brian Cushing, 2009-13
7 Kareem Jackson, 2010-12
7 Jason Allen, 2010-11
7 Johnathan Joseph, 2011-13
5 Glover Quin, 2009-12
Jacques Reeves, 2008-09
Fred Bennett, 2007-09
DeMarcus Faggins, 2002-08

SEASON

7 Marcus Coleman, 2003
6 Dunta Robinson, 2004
5 Aaron Glenn, 2004
Aaron Glenn, 2002

SEASON, ROOKIE

6 Dunta Robinson, 2004
4 Brian Cushing, 2009
3 Fred Bennett, 2007
2 Kareem Jackson, 2010

GAME

3 Glover Quin vs. Tennessee, 11/28/10
2 Six times, last by Troy Nolan at Oakland, 10/3/10

GAME, OPPONENT

2 10 times, last by Tramine Brock at San Francisco, 10/6/13

CONSECUTIVE GAMES WITH AN INTERCEPTION

2 13 times, last by Kareem Jackson, 9/30/12 - 10/8/12

INTERCEPTION YARDS GAINED

SEASONS LEADING TEAM

1 10 times, last by Johnathan Joseph, 2012

GAINED, CAREER

221 Aaron Glenn, 2002-04
217 Marcus Coleman, 2002-05
162 Dunta Robinson, 2004-07

SEASON

181 Aaron Glenn, 2002
146 Dunta Robinson, 2004
121 Bernard Pollard, 2009

SEASON, ROOKIE

146 Dunta Robinson, 2004
47 Fred Bennett, 2007
26 Brian Cushing, 2009

GAME

135 Aaron Glenn at Pittsburgh, 12/8/02
102 Marcus Coleman at Kansas City, 9/28/04
95 Marlon McCree vs. Tennessee, 12/21/03

GAME, OPPONENT

102 Artrell Hawkins vs. Cincinnati, 11/3/02
99 Cortland Finnegan vs. Tennessee, 9/21/08
98 Alec Ogletree vs. St. Louis, 10/13/13

LONGEST RETURN

102t Marcus Coleman at Kansas City, 9/26/04
95t Marlon McCree vs. Tennessee, 12/21/03
86 Brice McCain at New York Jets, 10/8/12
70t Bernard Pollard vs. Seattle, 12/13/09
70t Aaron Glenn at Pittsburgh, 12/8/02

INDIVIDUAL RECORDS

Game #12 • Houston Texans vs. New England Patriots • Sunday, Dec. 1, 2013

INTERCEPTIONS (CONTINUED)

INTERCEPTIONS RETURNED FOR TOUCHDOWNS

CAREER

- 2 Aaron Glenn, 2002-04
- 1 Brian Cushing, 2009-2013
- 1 Johnathan Joseph, 2011-13
- 1 Kareem Jackson, 2010-13
- 1 Danieal Manning, 2011-13
- 1 Brice McCain, 2009-13
- 1 Bernard Pollard, 2009
- 1 Dunta Robinson, 2004-08
- 1 DeMarcus Faggins, 2002-08
- 1 Jacques Reeves, 2008
- 1 Marcus Coleman, 2002-05
- 1 Marlon McCree, 2003-04

SEASON

- 2 Aaron Glenn, 2002
- 1 Ten times, last by Johnathan Joseph, 2012

GAME

- 2 Aaron Glenn vs. Pittsburgh, 12/8/02

TACKLES

CAREER

- 636 DeMeco Ryans, 2006-11
- 442 Jamie Sharper, 2002-04
- 431 Brian Cushing, 2009-13

SEASON

- 166 Jamie Sharper, 2003
- 156 DeMeco Ryans, 2006
- 139 Jamie Sharper, 2004

GAME

- 19 Darryl Sharpton vs. Oakland, 11/17/13
- 17 Jamie Sharper at Tampa Bay, 12/14/03
- Jamie Sharper at Cincinnati, 11/9/03
- 16 Jay Foreman vs. New England, 11/23/03
- Jeff Tarpinian vs. Oakland, 11/17/13

SOLO TACKLES, CAREER

- 479 DeMeco Ryans, 2006-11
- 332 Dunta Robinson, 2004-09
- 300 Jamie Sharper, 2002-04

SOLO TACKLES, SEASON

- 126 DeMeco Ryans, 2006
- 107 Jamie Sharper, 2003
- 101 Jay Foreman, 2003
- Jay Foreman, 2002

SOLO TACKLES, GAME

- 14 DeMeco Ryans at Oakland, 12/3/06
- Jay Foreman vs. New England, 11/23/03
- 13 Glover Quin at Jacksonville, 11/14/10
- Xavier Adibi at Indianapolis, 11/16/08
- DeMeco Ryans at New York Jets, 11/26/06

SACKS

SEASONS LEADING TEAM

- 4 Mario Williams, 2007-10
- 1 Eight times, last by J.J. Watt, 2012

CAREER

- 53.0 Mario Williams, 2006-11
- 35.5 J.J. Watt, 2011-13
- 27.0 Antonio Smith, 2009-13
- 19.0 Connor Barwin, 2009-12
- 15.0 Kailee Wong, 2002-06

SEASON

- 20.5 J.J. Watt, 2012
- 14.0 Mario Williams, 2007
- 12.0 Mario Williams, 2008
- 11.5 Connor Barwin, 2011
- 9.0 Mario Williams, 2009
- 8.5 Mario Williams, 2010

SEASON, ROOKIE

- 6.0 Whitney Mercilus, 2012
- 6.0 Brooks Reed, 2011
- 5.5 J.J. Watt, 2011
- 5.5 Amobi Okoye, 2007
- 5.0 Brian Cushing, 2009
- 4.5 Mario Williams, 2006

GAME

- 4.0 Connor Barwin at Jacksonville, 11/27/11
- 3.5 Mario Williams vs. Denver, 12/13/07
- 3.0 J.J. Watt vs. Indianapolis, 12/16/12

GAME, OPPONENT

- 3 Nine times, last by DeMarcus Ware vs. Dallas, 9/26/10

SEASONS, 10 OR MORE SACKS

- 2 Mario Williams, 2007-08
- 1 J.J. Watt, 2012
- 1 Connor Barwin, 2011

CONSECUTIVE GAMES, SACK

- 6 J.J. Watt, 9/9/12 - 10/14/12
- 6 Mario Williams, 11/18/07 - 12/23/07
- 5 Brooks Reed, 10/23/11 - 11/27/11
- 5 Antonio Smith, 9/11/11 - 10/9/11
- 4 J.J. Watt, 10/20/13 - 11/17/13
- 4 Jeff Posey, 9/15/02 - 10/13/02
- 3 13 times, last by J.J. Watt, 10/20/13 - 11/10/13

FUMBLES

FUMBLES

CAREER

- 68 David Carr, 2002-06
- 25 Matt Schaub, 2007-13
- 10 Steve Slaton, 2008-10
- 10 Domanick Williams#, 2003-05

SEASON

- 21 David Carr, 2002
- 17 David Carr, 2005
- 16 David Carr, 2006

GAME

- 3 Eight times, last by Sage Rosenfels vs. Indianapolis, 10/5/08
- 2 30 times, last by Case Keenum at Kansas City, 10/20/13

FUMBLES FORCED

CAREER

- 11 Mario Williams, 2006-11
- 7 J.J. Watt, 2011-13
- 7 Brian Cushing, 2009-13
- 7 Jamie Sharper, 2002-04
- 7 Antonio Smith, 2009-13
- 6 Dunta Robinson, 2004-09
- 6 DeMeco Ryans, 2006-11
- 5 Bernard Pollard, 2009-10
- 5 Antwan Peek, 2003-06

SEASON

- 4 J.J. Watt, 2012
- Bernard Pollard, 2010
- Mario Williams, 2008
- Shantee Orr, 2005
- 3 J.J. Watt, 2013
- Danieal Manning, 2012
- Dunta Robinson, 2004
- Jamie Sharper, 2004
- Jamie Sharper, 2003
- Eric Brown, 2003

GAME

- 2 J.J. Watt at Arizona, 11/10/13
- Brian Cushing at Indianapolis, 12/22/11
- Brian Cushing at Cincinnati, 10/18/09
- Shantee Orr vs. Jacksonville, 12/24/05
- Eric Brown vs. Indianapolis, 12/28/03
- Jamie Sharper at Buffalo, 11/16/03

OWN FUMBLES RECOVERED

CAREER

- 28 David Carr, 2002-06
- 12 Matt Schaub 2007-12
- 6 Chester Pitts, 2002-09

SEASON

- 12 David Carr, 2002
- 6 David Carr, 2005
- 5 David Carr, 2006
- 4 Twice, last by Matt Schaub, 2008
- 3 Chester Pitts, 2006

GAME

- 2 Five times, last: Wade Smith at Baltimore, 10/16/11

INDIVIDUAL RECORDS

Game #12 • Houston Texans vs. New England Patriots • Sunday, Dec. 1, 2013

FUMBLES (CONTINUED)

OPPONENTS' FUMBLES RECOVERED

CAREER

- 8 DeMeco Ryans, 2006-10
- 6 J.J. Watt, 2011-13
- 5 Morlon Greenwood, 2005-07
- 4 Tim Dobbins, 2011-12
- C.C. Brown, 2005-08
- Jamie Sharper, 2002-04

SEASON

- 4 Tim Dobbins, 2012
- 3 Twice by DeMeco Ryans, 2007 and 2008
- 3 C.C. Brown, 2007
- 3 Morlon Greenwood, 2006
- 3 Jamie Sharper, 2002

GAME

- 2 Twice, last by J.J. Watt at Arizona, 11/10/13

YARDS RETURNING FUMBLES

LONGEST FUMBLE RETURN

- 66 Antwan Peek at Jacksonville, 12/26/04 (TD)
- 60 Charlie Anderson at Chicago, 12/19/04 (TD)
- 58 DeMarcus Faggins at Oakland, 12/3/06 (TD)

FUMBLES RETURNED FOR TOUCHDOWNS

CAREER

- 1 10 times, last by Dominique Barber, 2008-10

SEASON

- 1 10 times, last by Dominique Barber, 2009

SCORING

SCORING

SEASONS LEADING TEAM

- 8 Kris Brown, 2002-09
- 2 Neil Rackers, 2010-11

CONSECUTIVE SEASONS LEADING TEAM

- 8 Kris Brown, 2002-09
- 2 Neil Rackers, 2010-11

POINTS

CAREER

- 767 Kris Brown, 2002-09
- 370 Andre Johnson, 2003-13
- 314 Arian Foster, 2009-13

SEASON

- 138 Shayne Graham, 2012
- 135 Neil Rackers, 2011
- 124 Neil Rackers, 2010
- 124 Kris Brown, 2008
- 115 Kris Brown, 2007

POINTS, NO TOUCHDOWNS, SEASON

- 138 Shayne Graham, 2012
- 135 Neil Rackers, 2011
- 124 Kris Brown, 2008
- 124 Neil Rackers, 2010
- 115 Kris Brown, 2007

POINTS, NO TOUCHDOWNS, CAREER

- 767 Kris Brown, 2002-09
- 259 Neil Rackers, 2010-11

SEASONS, 100 OR MORE POINTS

- 4 Kris Brown, 2005, 2007-09
- 2 Arian Foster, 2010, 2012
- Neil Rackers, 2010-11
- 1 Shayne Graham, 2012

SEASON, ROOKIE

- 60 Steve Slaton, 2008
- 48 Domanick Williams#, 2003
- 30 Owen Daniels, 2006
- 24 Andre Johnson, 2003
- Wali Lundy, 2006

GAME

- 18 Andre Johnson vs. Indianapolis, 11/3/13
- 18 Arian Foster vs. Indianapolis, 9/12/10
- 18 Ryan Moats at Buffalo, 11/1/09
- 17 Shayne Graham vs. Indianapolis, 12/16/12
- 16 Kris Brown vs. Miami, 10/7/07
- 15 Kris Brown at Baltimore, 12/4/05
- Kris Brown at Miami, 9/7/03

GAME, OPPONENT

- 26 Rob Bironas vs. Tennessee, 10/21/07
- 24 Shaun Alexander at Seattle, 10/16/05
- 18 Eight times, last by Jordy Nelson vs. Green Bay, 10/14/12

CONSECUTIVE GAMES SCORING

- 99 Kris Brown, 12/14/03 – 1/3/10
- 32 Neil Rackers, 9/12/10 – 1/1/12
- 28 Kris Brown, 9/8/02 – 11/30/03
- 16 Shayne Graham, 9/9/12 – 12/30/12
- 11 Arian Foster, 12/18/11 – 11/11/12

TOUCHDOWNS

SEASONS LEADING TEAM

- 3 Arian Foster, 2010-12
- Andre Johnson, 2006-07, 2009
- Domanick Williams#, 2003-05

CONSECUTIVE SEASONS LEADING TEAM

- 3 Arian Foster, 2010-12
- Domanick Williams#, 2003-05
- 2 Andre Johnson, 2006-07

CAREER

- 61 Andre Johnson, 2003-13
- 52 Arian Foster, 2009-13
- 29 Owen Daniels, 2006-13
- 28 Domanick Williams#, 2003-05
- 24 Kevin Walter, 2007-12

SEASON

- 18 Arian Foster, 2010
- 17 Arian Foster, 2012
- 14 Domanick Williams#, 2004
- 12 Arian Foster, 2011
- 10 Steve Slaton, 2008
- 9 Andre Johnson, 2009
- 8 Andre Johnson, 2006, 2008, 2010
- Kevin Walter, 2008
- Domanick Williams#, 2003

SEASON, ROOKIE

- 10 Steve Slaton, 2008
- 8 Domanick Williams#, 2003
- 5 Owen Daniels, 2006

GAME

- 3 Andre Johnson vs. Indianapolis, 11/3/13
- 3 Arian Foster at Tennessee, 10/23/11
- 3 Arian Foster vs. Indianapolis, 9/12/10
- 3 Ryan Moats at Buffalo, 11/1/09

GAME, OPPONENT

- 4 Shaun Alexander at Seattle, 10/16/05
- 3 10 times, last by T.Y. Hilton, 11/3/13
- 2 48 times, last by Eddie Royal at San Diego, 9/9/13

GAME, ROOKIE

- 2 Nine times, last by Arian Foster vs. New England, 1/3/10

CONSECUTIVE GAMES SCORING TOUCHDOWNS

- 11 Arian Foster, 12/18/11 - 11/11/12
- 7 Domanick Williams#, 11/21/04 – 1/2/05
- 6 Arian Foster, 10/23/11 - 12/4/11
- 5 Arian Foster, 10/17/10 – 11/14/10
- 4 Andre Johnson, 12/2/07 – 12/23/07
- 3 Seven times, last by Owen Daniels, 9/23/12 - 10/8/12

POINTS AFTER TOUCHDOWNS

SEASONS LEADING TEAM

- 8 Kris Brown, 2002-09
- 2 Neil Rackers, 2010-11

ATTEMPTED, CAREER

- 253 Kris Brown, 2002-09
- 83 Neil Rackers, 2010-11

ATTEMPTED, SEASON

- 45 Shayne Graham, 2012
- 44 Kris Brown, 2009
- 43 Neil Rackers, 2010
- 40 Kris Brown, 2007
- Neil Rackers, 2011

ATTEMPTED, GAME

- 6 Kris Brown vs. Jacksonville, 12/30/07
- 5 Seven times, last by Shayne Graham vs. Baltimore, 10/21/12

ATTEMPTED, GAME, OPPONENT

- 7 Mike Vanderjagt at Indianapolis, 11/14/04
- 6 Four times, last by Mason Crosby vs. Green Bay, 10/14/12
- 5 Nine times, last by Matt Stover vs. Indianapolis, 11/29/09

CONSECUTIVE POINTS AFTER TOUCHDOWN, CAREER

- 132 Kris Brown, 11/5/06 – 1/3/10
- 116 Kris Brown, 9/8/02 – 10/29/06
- 69 Neil Rackers, 9/12/10 – 11/6/11

POINTS AFTER TOUCHDOWN PERCENTAGE, CAREER

- 99.2 Kris Brown, 2002-2009

INDIVIDUAL RECORDS

Game #12 • Houston Texans vs. New England Patriots • Sunday, Dec. 1, 2013

SCORING (CONTINUED)

TWO-POINT CONVERSIONS, CAREER

- 2 Andre Johnson, 2003-13
- 1 12 players, last by Arian Foster, 9/15/13

TWO-POINT CONVERSIONS, SEASON

- 1 13 times, last by Arian Foster, 2013

TWO-POINT CONVERSION, GAME

- 1 13 times, last by Arian Foster vs. Tennessee, 9/15/13

TWO-POINT CONVERSION, GAME, OPPONENT

- 1 Three times, last by Derrick Mason vs. Baltimore, 11/9/08

FIELD GOALS

SEASONS LEADING TEAM

- 8 Kris Brown, 2002-09
- 2 Neil Rackers, 2010-11

CONSECUTIVE SEASONS LEADING TEAM

- 8 Kris Brown, 2002-09
- 2 Neil Rackers, 2010-11

ATTEMPTED, CAREER

- 223 Kris Brown, 2002-09
- 68 Neil Rackers, 2010-11

ATTEMPTED, SEASON

- 38 Shayne Graham, 2012
- Neil Rackers, 2011
- 34 Kris Brown, 2005
- 33 Kris Brown, 2008
- 32 Neil Rackers, 2010
- Kris Brown, 2009

ATTEMPTED, GAME

- 7 Kris Brown at Miami, 9/7/03
- 6 Shayne Graham vs. Indianapolis, 12/16/12
- 5 Four times, last by Kris Brown at Cleveland, 11/23/08
- 4 12 times, last by Shayne Graham at Indianapolis, 12/30/12

FIELD GOALS, CAREER

- 172 Kris Brown, 2002-09
- 59 Neil Rackers, 2010-11

FIELD GOALS, SEASON

- 32 Neil Rackers, 2011
- 31 Shayne Graham, 2012
- 29 Kris Brown, 2008
- 27 Neil Rackers, 2010
- 26 Kris Brown, 2005

FIELD GOALS, GAME

- 5 Four times, last by Shayne Graham vs. Indianapolis, 12/16/12
- 4 Three times, last by Neil Rackers at New Orleans, 9/25/11
- 3 25 times, last by Randy Bullock vs. Oakland, 11/17/13

FIELD GOALS, GAME, OPPONENT

- *8 Rob Bironas vs. Tennessee, 10/21/07
- 5 Twice, last by Rian Lindell at Buffalo, 9/11/05
- 4 Nine times, last by Adam Vinatieri at Indianapolis, 12/22/11
- 3 19 times, last by Steven Hauschka vs. Seattle, 9/29/13

FIELD GOALS, ONE QUARTER, GAME

- 2 20 times, last by Randy Bullock, fourth quarter, 11/17/13

FIELD GOALS, ONE QUARTER, GAME, OPPONENT

- 3 Rob Bironas vs. Tennessee, second quarter, 10/21/07

CONSECUTIVE GAMES SCORING FIELD GOALS

- 15 Neil Rackers, 11/1/10 – 10/9/11
- 10 Kris Brown, 11/13/05 – 9/17/06
- 9 Randy Bullock - 9/22/13 - 11/24/13
- 9 Kris Brown, 10/25/09 – 12/27/09
- 9 Kris Brown, 9/8/02 – 11/10/02
- 8 Kris Brown, 11/24/02 – 9/14/03
- 8 Kris Brown, 11/9/08 – 12/28/08

CONSECUTIVE FIELD GOALS MADE

- 18 Neil Rackers, 12/13/10 - 10/2/11
- 15 Kris Brown, 12/3/06 – 9/30/07
- Kris Brown, 9/7/08 – 11/23/08
- 13 Shayne Graham, 9/9/12 - 10/21/12
- 12 Neil Rackers, 10/3/10 – 12/2/10
- 10 three times, last by Kris Brown, 12/14/08 – 10/4/09

LONGEST FIELD GOAL

- 57 Neil Rackers at Denver, 12/26/10
- Kris Brown vs. Miami, 10/7/07
- 56 Kris Brown at Indianapolis, 11/8/09
- 54 Four times, last by Neil Rackers vs. Oakland, 10/9/11
- 53 Five times, last Neil Rackers at Jacksonville, 11/27/11

FIELD GOAL PERCENTAGE, CAREER

- 77.1 Kris Brown, 2002-2009

FIELD GOAL PERCENTAGE, SEASON

- 90.0 Neil Rackers, 2010
- 87.9 Kris Brown, 2008
- 86.2 Kris Brown, 2007
- 84.2 Neil Rackers, 2011
- 81.8 Kris Brown, 2003

MOST FIELD GOALS, NO MISSES, GAME

- 5 Kris Brown vs. Miami, 10/7/07
- Kris Brown at Baltimore, 12/4/05
- 4 Neil Rackers at New Orleans, 9/25/11
- 4 Kris Brown vs. Tennessee, 10/9/05

MOST FIELD GOALS, NO MISSES, GAME, OPPONENT

- 8 Rob Bironas vs. Tennessee, 10/21/07
- 5 Rian Lindell at Buffalo, 9/11/05
- Phil Dawson vs. Cleveland, 1/2/05

MOST FIELD GOALS, 50 OR MORE YARDS, CAREER

- 14 Kris Brown, 2002-09
- 7 Neil Rackers, 2010-11

MOST FIELD GOALS, 50 OR MORE YARDS, SEASON

- 5 Kris Brown, 2007
- 4 Shayne Graham, 2012
- 4 Neil Rackers, 2011
- 3 Neil Rackers, 2010

MOST FIELD GOALS, 50 OR MORE YARDS, GAME

- *3 Kris Brown vs. Miami, 10/7/07
- 2 Neil Rackers at Denver, 12/26/10
- 1 17 times, last by Randy Bullock, 11/17/13

*NFL record

SAFETIES

CAREER

- 1 Connor Barwin, 2009-12
- 1 Zac Diles, 2007-10
- 1 Brian Cushing, 2009-12
- 1 Seth Payne, 2002-06
- 1 Jimmy McClain, 2002
- 1 Joe Mays, 2013

SEASON

- 1 Connor Barwin, 2012
- 1 Brian Cushing, 2009
- 1 Seth Payne, 2002
- 1 Jimmy McClain, 2002
- 1 Joe Mays, 2013

GAME

- 1 Joe Mays vs. Tennessee, 9/15/13
- 1 Connor Barwin vs. Baltimore, 10/21/12
- 1 Zac Diles at Jacksonville, 12/6/09
- 1 Brian Cushing vs. Oakland, 10/4/09
- 1 Jimmy McClain vs. Baltimore, 12/15/02
- 1 Seth Payne vs. Dallas, 9/2/02

GAME, OPPONENT

- 1 Elvis Dumervil at Denver, 9/23/12
- 1 Jeff Posey at Buffalo, 11/16/03
- 1 Eric Westmoreland at Jacksonville, 10/27/02

SERVICE

SEASONS

- 11 Andre Johnson, 2003-13
- 8 Owen Daniels, 2006-13
- 8 Chester Pitts, 2002-09
- 8 Kris Brown, 2002-09
- 7 Kevin Walter, 2006-12
- 7 Matt Schaub, 2007-13

GAMES PLAYED

- 149 Andre Johnson, 2003-13
- 128 Kris Brown, 2002-09
- 114 Chester Pitts, 2002-09
- 109 Kevin Walter, 2006-12

CONSECUTIVE GAMES PLAYED

- 128 Kris Brown, 2002-09
- 114 Chester Pitts, 2002-09
- 91 Eric Winston, 2006-11
- 91 Chris Myers, 2008-13
- 83 Steve McKinney, 2002-07

STARTS

- 149 Andre Johnson, 2003-13
- 114 Chester Pitts, 2002-09
- 96 Owen Daniels, 2006-13
- 91 Kevin Walter, 2006-12
- 91 Chris Myers, 2008-13

CONSECUTIVE STARTS

- 114 Chester Pitts, 2002-09
- 91 Chris Myers, 2008-13
- 86 Eric Winston, 2006-11
- 77 Mario Williams, 2006-10
- 73 DeMeco Ryans, 2006-10

INDIVIDUAL RECORDS

Game #12 • Houston Texans vs. New England Patriots • Sunday, Dec. 1, 2013

ALL-TIME LEADERS

RUSHING YARDS

Player	Att.	Yds.	Avg.	Long	TD
1.Arian Foster	1,131	5,063	4.5	74t	45
2.Domanick Williams#	770	3,195	4.1	51	23
3.Steve Slaton	423	1,833	4.3	71t	12
4. Ben Tate	369	1,765	4.8	60	7
5.Ron Dayne	345	1,385	4.0	39	11

RECEIVING YARDS

Player	Rec.	Yds.	Avg.	Long	TD
1.Andre Johnson	892	12,256	13.7	77t	61
2.Owen Daniels	385	4,617	12.0	44	29
3.Kevin Walter	326	4,083	12.5	61	24
4.Jabar Gaffney	171	2,009	11.7	69	7
5.Corey Bradford	130	1,992	15.3	81	18

RUSHING-RECEIVING

Player	Rushing	Receiving	Total
1.Andre Johnson	54	12,256	12,310
2.Arian Foster	5,063	1,714	6,777
3.Owen Daniels	0	4,617	4,617
4.Domanick Williams#	3,195	1,276	4,471
5.Kevin Walter	82	4,083	4,165

PASSING (Min. 500 att.)

Player	A	C	Pct.	Yds	TD	INT	Lg	Rtg
1.Matt Schaub	2,920	1,894	64.9	22,618	122	73	80t	91.9
2.David Carr	2,070	1,243	60.0	13,391	59	65	81	75.5

SCORING

Player	TD	PAT	FG	2PT	TP
1.Kris Brown	-	251	172	-	767
2.Andre Johnson	61	-	-	2	370
3.Arian Foster	52	-	-	1	314
4.Neil Rackers	-	82	59	-	259
5.Owen Daniels	29	-	-	-	174
6.Domanick Williams#	28	-	-	-	168
7.Kevin Walter	24	-	-	-	144
8. Shayne Graham	-	45	31	-	138
9.Corey Bradford	18	-	-	1	110
10.Steve Slaton	17	-	-	-	102

FIELD GOALS

Player	Att.	Made	Pct.	Long
1.Kris Brown	223	172	77.1	57
2.Neil Rackers	68	59	86.8	57
3.Shayne Graham	38	31	81.6	51

PUNTING AVERAGE (Min. 250 punts)

Player	No.	Yds.	Avg.	In20	Long	Blk
1.Matt Turk	254	10,735	42.3	88	62	0
2.Chad Stanley	437	17,908	41.0	135	62	2

INTERCEPTIONS

Player	No.	Yds.	Avg.	Long	TD
1.Dunta Robinson	13	162	12.5	61	1
2.Marcus Coleman	11	217	19.7	102t	1
3.Aaron Glenn	11	221	20.1	70t	2
4. Brian Cushing	8	50	6.3	20	1
5.Kareem Jackson	7	94	13.4	63t	1
Jason Allen	7	35	5.0	34	0
Johnathan Joseph	7	129	18.4	52t	1

PUNT RETURNS

Player	No.	Yds.	Avg.	Long	TD
1.Jacoby Jones	179	1,820	10.2	79t	3
2.J.J. Moses	72	553	7.7	40	0
3.Keshawn Martin	50	504	10.1	87t	1
4.Jermaine Lewis	36	280	7.8	48	0
5.Phillip Buchanon	20	180	9.0	45	0

KICKOFF RETURNS

Player	No.	Yds.	Avg.	Long	TD
1.André Davis	108	2,743	25.4	104t	3
2.J.J. Moses	117	2,658	22.7	70	0
3.Jerome Mathis	72	2,054	28.5	99t	2
4.Jacoby Jones	64	1,490	23.3	95t	1
5. Keshawn Martin	60	1,494	24.9	54	0

COMBINED YARDAGE

Player	Total	Rush	Rec.	INT	PR/KR	FR
1.Andre Johnson	12,310	54	12,256	-	-/-	-
2.Arian Foster	6,777	5,063	1,714	-	-/-	-
3.Jacoby Jones	5,091	40	1,741	-	1,820/1,490	-
4.Domanick Williams#	4,585	3,195	1,276	-	24/90	-
5.Owen Daniels	4,617	-	4,617	-	-/-	-

HOUSTON TEXANS

TEAM RECORDS



WE ARE
TEXANS

TEAM RECORDS

Game #12 • Houston Texans vs. New England Patriots • Sunday, Dec. 1, 2013

WIN-LOSS RECORD

WIN-LOSS RECORDS

OVERALL

Year	W	L	T	Pct.
2002	4	12	0	.250
2003	5	11	0	.313
2004	7	9	0	.438
2005	2	14	0	.125
2006	6	10	0	.375
2007	8	8	0	.500
2008	8	8	0	.500
2009	9	7	0	.563
2010	6	10	0	.375
2011	10	6	0	.625
2012	12	4	0	.750
2013	2	9	0	.182
Totals	79	108	0	.422

HOME

Year	W	L	T	Pct.
2002	2	6	0	.250
2003	3	5	0	.375
2004	3	5	0	.375
2005	2	6	0	.250
2006	4	4	0	.500
2007	6	2	0	.750
2008	6	2	0	.750
2009	4	4	0	.500
2010	4	4	0	.500
2011	5	3	0	.625
2012	6	2	0	.750
2013	1	5	0	.200
Totals	46	48	0	.489

ROAD

Year	W	L	T	Pct.
2002	2	6	0	.250
2003	2	6	0	.250
2004	4	4	0	.500
2005	0	8	0	.000
2006	2	6	0	.250
2007	2	6	0	.250
2008	2	6	0	.250
2009	5	3	0	.625
2010	2	6	0	.250
2011	5	3	0	.625
2012	6	2	0	.750
2013	1	4	0	.200
Totals	33	60	0	.355

GAMES WON

CONSECUTIVE GAMES WON

- 7 10/23/11 - 12/11/11; In one season
- 6 10/21/12 - 12/2/12; In one season
- 6 12/13/09 - 9/19/10; Over two seasons
- 5 9/9/12 - 10/8/12; In one season
- 4 Twice, last 11/23/08 - 12/14/08; In one season
- 3 Three times, last 1/2/11 - 9/18/11; Over two seasons

GAMES WON, SEASON

- 12 2012
- 10 2011
- 9 2009, 2012
- 8 2007, 2008
- 7 2004
- 6 2006, 2010

CONSECUTIVE GAMES WON, SEASON

- 7 10/23/11 - 12/11/11
- 6 10/21/12 - 12/2/12
- 5 9/9/12 - 10/8/12
- 4 12/13/09 - 1/3/10
- 4 11/23/08 - 12/14/08
- 3 Four times, last 10/21/12 - 11/11/12

CONSECUTIVE GAMES WON, START OF SEASON

- 5 2012
- 2 2013
- 2 2011
- 2 2010
- 2 2007

CONSECUTIVE GAMES WON, END OF SEASON

- 4 2009
- 2 2006

CONSECUTIVE HOME GAMES WON

- 4 twice, last 10/21/12-12/16/12
- 3 Five times, last 10/30/11 - 12/4/11
- 2 Four times, last 9/9/12 - 9/30/12

CONSECUTIVE ROAD GAMES WON

- 6 9/16/12 - 12/2/12
- 4 12/20/09 - 10/3/10
- 4 10/23/11 - 12/11/11
- 2 Five times, last 10/4/09 - 10/25/09

SHUTOUT GAMES WON OR TIED, SEASON

- 1 2010
- 1 2004

GAMES LOST

CONSECUTIVE GAMES LOST

- 9 9/22/13 - 11/24/13
- 7 1/2/05 - 10/23/05
- 6 11/6/05 - 12/11/05
- 6 12/7/03 - 9/19/04
- 5 12/24/05 - 9/26/06
- 5 9/15/02 - 10/20/02

GAMES LOST, SEASON

- 14 2005
- 12 2002
- 11 2003

CONSECUTIVE GAMES LOST, SEASON

- 9 9/22/13 - 11/24/13
- 6 Three times, last 9/22/13 - 11/3/13
- 5 Twice, last 9/22/13 - 10/20/13
- 4 Four times, last 12/2/10 - 12/26/10
- 3 Eight times, last 12/18/11 - 1/1/12

CONSECUTIVE GAMES LOST, START OF SEASON

- 6 2005
- 4 2008
- 2 2006
- 2 2004

CONSECUTIVE GAMES LOST, END OF SEASON

- 4 2003
- 3 2002 and 2011
- 2 2005 and 2012

CONSECUTIVE HOME GAMES LOST

- 5 9/22/13 - 11/24/13
- 5 12/24/04 - 10/23/05
- 4 9/22/02 - 11/17/02
- 3 Four times, last 9/29/13 - 11/3/13

CONSECUTIVE ROAD GAMES LOST

- 12 9/11/05 - 11/5/06
- 6 11/1/2010 - 12/26/2010
- 4 twice, 9/22/13 - 11/10/13
- 3 Seven times, last 9/22/13 - 10/20/13

SHUTOUT GAMES LOST OR TIED, SEASON

- 1 2003

SCORING RECORDS

TOUCHDOWNS

MOST, SEASON

- 46 2012
- 46 2009
- 44 2010
- 43 2007
- 41 2011

FEWEST, SEASON

- 22 2002
- 26 2005
- 29 2003
- 30 2006
- 37 2004

MOST, GAME

- 6 vs. Jacksonville, 12/30/07
- 5 Nine times, last vs. Jacksonville (OT), 11/18/12
- 4 18 times, last vs. Tennessee, 9/15/13
- 3 46 times, last vs. Indianapolis, 11/3/13

MOST ALLOWED, SEASON

- 52 2010
- 50 2005
- 45 2008
- 43 2007
- 42 Twice, 2003 and 2006

MOST ALLOWED, GAME

- 7 at Indianapolis, 11/14/04
- 6 Five times, last at New England, 12/10/12
- 5 15 times, last vs. St. Louis, 10/13/13
- 4 32 times, last vs. Oakland, 11/7/13

FEWEST ALLOWED, SEASON

- 27 2011
- 38 2012
- 39 2009
- 39 2004
- 40 2002
- 42 Twice; 2003 and 2006

TEAM RECORDS

Game #12 • Houston Texans vs. New England Patriots • Sunday, Dec. 1, 2013

SCORING RECORDS (CONTINUED)

FEWEST ALLOWED, GAME

- 0 14 times, last at Chicago, 11/11/12
- 1 36 times, last vs. Jacksonville, 11/24/13
- 2 39 times, last vs. Minnesota, 12/23/12
- 3 37 times, last at Baltimore, 9/22/13

SCORING

MOST SCORED, SEASON

- 416 2012
- 390 2010
- 388 2009
- 381 2011
- 379 2007

MOST SCORED, GAME

- 43 vs. Jacksonville (OT), 11/18/12
- 43 vs. Baltimore, 10/21/12
- 42 vs. Jacksonville, 12/30/07
- 41 at Tennessee, 10/23/11
- 38 vs. Tennessee, 9/30/12

FEWEST POINTS SCORED, SEASON

- 213 2002
- 255 2003
- 260 2005
- 267 2006
- 306 2004

FEWEST POINTS SCORED, GAME

- 0 at Jacksonville, 12/7/03
- 3 Six times, last at Tampa Bay, 12/14/03
- 6 Three times, last vs. Jacksonville, 11/24/13
- 7 Five times, last vs. New York Jets, 9/13/09
- 9 at Baltimore, 9/22/13

MOST POINTS SCORED, SEASON, OPPONENT

- 431 2005
- 427 2010
- 394 2008
- 384 2007
- 380 2003

MOST POINTS SCORED, GAME, OPPONENT

- 49 at Indianapolis, 11/14/04
- 45 vs. Kansas City, 11/20/05
- 43 at Indianapolis, 9/17/06
- 42 Four times, last at New England, 12/10/12

FEWEST POINTS SCORED, SEASON, OPPONENT

- 278 2011
- 331 2012
- 333 2009
- 339 2004
- 356 2002
- 366 2006

FEWEST POINTS SCORED, GAME, OPPONENT

- 0 vs. Tennessee, 11/28/10
- 0 at Jacksonville, 12/26/04
- 3 twice, most recent: vs. St. Louis, 10/13/13
- 5 at Chicago, 12/19/04
- 6 Seven times, last at Chicago, 11/11/12

MOST POINTS, SHUTOUT VICTORY, GAME

- 21 Texans 21 at Jacksonville 0, 12/26/04
- 20 Texans 20 vs. Tennessee 0, 11/28/10

FEWEST POINTS, SHUTOUT VICTORY, GAME

- 20 Texans 20 vs. Tennessee 0, 11/28/10
- 21 Texans 21 at Jacksonville 0, 12/26/04

MOST POINTS, GAME, BOTH TEAMS

- 80 Texans 43 vs. Jacksonville, 37 (OT), 11/18/12
- 74 Texans 36 vs. Tennessee 38, 10/21/07
- 73 Texans 33 at New Orleans 40, 9/25/11
- 70 Texans 42 vs. Jacksonville 28, 12/30/07
- 67 Texans 24 at Indianapolis 43, 9/17/06

FEWEST POINTS, GAME, BOTH TEAMS

- 16 Texans 3 vs. Tennessee 13, 12/29/02
- 19 Twice, last Texans 13 at Chicago 6, 11/11/12
- 20 Twice, last Texans 20 vs. Tennessee 0, 11/28/10
- 21 Texans 21 at Jacksonville 0, 12/26/04
- 22 Three times, last Texans 16 at Cleveland 6, 11/23/08

MOST POINTS IN FIRST QUARTER

- 17 Twice, last vs. Indianapolis, 9/11/11
- 14 Nine times, last vs. Indianapolis, 11/3/13
- 10 Eight times, last vs. Indianapolis, 12/16/12

MOST POINTS IN SECOND QUARTER

- 24 vs. Arizona, 12/18/05
- vs. Miami, 9/9/12
- 21 vs. Jacksonville, 12/30/07
- 20 twice, most recent: vs. Seattle, 9/29/13
- 17 Eight times, last vs. Oakland, 11/17/13

MOST POINTS IN THIRD QUARTER

- 14 11 times, last vs. Tennessee, 9/30/12
- 10 10 times, last at Indianapolis, 12/30/12

MOST POINTS IN FOURTH QUARTER

- 29 vs. Tennessee, 10/21/07
- 22 at Buffalo, 11/1/09
- 21 Four times, last vs. Kansas City, 10/17/10
- 20 at New York Jets, 11/21/10

MOST POINTS IN FIRST QUARTER, OPPONENT

- 21 at Tennessee, 12/19/10
- 17 at New England, 12/17/06
- 14 15 times, last vs. Oakland, 11/17/13
- 13 at Oakland, 12/21/08
- 10 10 times, last at Indianapolis, 11/8/09

MOST POINTS IN SECOND QUARTER, OPPONENT

- 21 Three times, last at Indianapolis, 12/23/07
- 17 Six times, last at Baltimore, 9/22/13
- 16 vs. Tennessee, 10/21/07
- 14 24 times, last at San Diego, 9/9/13
- 13 Three times, last vs. Tennessee, 1/1/12

MOST POINTS IN THIRD QUARTER, OPPONENT

- 21 twice, most recent: vs. St. Louis, 10/13/13
- 17 at Cleveland, 10/20/02
- 14 10 times, last vs. Oakland, 11/17/13
- 13 vs. Indianapolis, 9/23/07
- 10 11 times, last vs. Jacksonville, 11/18/12

MOST POINTS IN FOURTH QUARTER, OPPONENT

- 23 at New Orleans, 9/25/11
- 22 vs. Baltimore, 11/9/08
- 21 Three times, last vs. Indianapolis, 11/29/09
- 17 Three times, last at Dallas, 10/15/06
- 16 at New York Jets, 12/5/04

MOST POINTS IN FIRST QUARTER, BOTH TEAMS

- 24 Texans 10, San Diego 14, 11/7/10
- 21 Six times, last Texans 0 at Tennessee 21, 12/19/10
- 20 Texans 7 at Oakland 13, 12/21/08
- 17 Nine times, last Texans 14 at Tennessee 3, 12/2/12

MOST POINTS IN SECOND QUARTER, BOTH TEAMS

- 31 Texans 24 vs. Arizona 7, 12/18/05
- 28 Five times, last Texans 14 at Detroit 14, 11/22/12
- 27 Twice, Texans 17 vs. Jacksonville 10, 1/2/11
- 24 Five times, last Texans 7 at Jacksonville 17, 12/6/09
- 21 Eight times, last Texans 7 vs. Baltimore 14, 12/13/10
- 20 11 times, last Texans 10 vs. Indianapolis 10, 12/16/12

MOST POINTS IN THIRD QUARTER, BOTH TEAMS

- 28 Texans 7 at Indianapolis, 21, 11/14/04
- 27 Texans 10 at Cleveland 17, 10/20/02
- 21 Three times, last Texans 7 at Indianapolis 14, 11/16/08
- 18 Texans 10 at Philadelphia 8, 9/29/02
- 17 Five times, last Texans 10 at Indianapolis 7, 12/30/12

MOST POINTS IN FOURTH QUARTER, BOTH TEAMS

- 37 Texans 14 at New Orleans 23, 9/25/11
- 35 Texans 29 vs. Tennessee 6, 10/21/07
- 34 Texans 13 at Indianapolis 21, 9/17/06
- 30 Texans 20 at New York Jets 10, 11/21/10
- 29 Texans 8 at Jacksonville 21, 10/14/07

CONSECUTIVE GAMES SCORING A TOUCHDOWN

- 105 10/22/06 through 12/16/12
- 29 12/21/03 through 11/27/05
- 28 9/12/02 through 11/30/03
- 8 12/11/05 through 10/1/06

CONSECUTIVE GAMES SCORING

- 159 12/14/03 – 11/24/13
- 28 9/8/02 – 12/30/03

CONSECUTIVE QUARTERS HELD SCORELESS

- 7 4th quarter vs. Atlanta, 11/30/03, through 2nd quarter at Tampa Bay, 12/14/03
- 4 Three times, last 3rd quarter at Buffalo, 9/11/05 through 2nd quarter vs. Pittsburgh, 9/18/05

CONSECUTIVE QUARTERS HELD SCORELESS, OPPONENTS

- 5 3rd quarter vs. Jacksonville, 1/2/11, through 3rd quarter vs. Indianapolis, 9/11/11
- 4 Four times, last 1st quarter through 4th quarter vs. Tennessee, 11/28/10
- 3 4th quarter vs. Miami, 9/9/12, through 2nd quarter at Jacksonville, 9/16/12
- 3 3rd quarter vs. Seattle, 12/13/09, through 1st quarter at St. Louis, 12/20/09
- 3 4th quarter at Cleveland, 11/23/08, through 2nd quarter vs. Jacksonville, 12/1/08
- 3 3rd quarter vs. New Orleans, 11/18/07, through 1st quarter at Cleveland, 11/25/07

CONSECUTIVE QUARTERS HELD WITHOUT A TOUCHDOWN, OPPONENTS

- 13 vs. Indianapolis, 12/12/04, through vs. Cleveland, 1/2/05
- 9 vs. Baltimore, 10/21/12 through at Chicago, 11/11/12
- 8 vs. Seattle, 9/29/13 through vs. St. Louis, 10/13/13
- 8 vs. Cleveland, 12/31/06, through vs. Kansas City, 9/9/07
- 6 vs. Miami, 9/9/12 through at Jacksonville, 9/16/12
- 6 at Cleveland, 11/23/08, through vs. Jacksonville, 12/1/08

TEAM RECORDS

Game #12 • Houston Texans vs. New England Patriots • Sunday, Dec. 1, 2013

SCORING RECORDS (CONTINUED)

MOST POINTS BY HALF

FIRST HALF

- 34 vs. Indianapolis, 9/11/11
- 29 vs. Baltimore, 10/21/12
- 27 at Miami, 12/27/09
- 24 Six times, last vs. Miami, 9/9/12
- 21 Eight times, last vs. Indianapolis, 11/3/13
- 20 Eight times, last vs. Seattle, 9/29/13

SECOND HALF

- 29 vs. Tennessee, 10/21/07
- 28 vs. Kansas City, 10/17/10
- 28 vs. Minnesota, 10/10/04
- 25 at Buffalo, 11/1/09
- 24 vs. Tennessee, 9/30/12
- 21 13 times, last at Tampa Bay, 11/13/11
- 20 Three times, last at New York Jets, 11/21/10

MOST POINTS BY HALF, OPPONENT

FIRST HALF

- 35 at San Diego, 10/28/07
- 31 vs. Kansas City, 11/20/05
- 27 at New England, 12/17/06
- 24 Six times, last at Tennessee, 12/19/10
- 22 vs. Tennessee, 10/21/07

SECOND HALF

- 30 at New Orleans, 9/25/11
- 29 vs. Baltimore, 11/9/08
- 28 Four times, last vs. Indianapolis, 11/29/09
- 27 Two times, last at Jacksonville, 10/14/07
- 24 Six times, last at Denver, 12/26/10

MOST POINTS BY HALF, BOTH TEAMS

FIRST HALF

- 48 Texans 24 at Tennessee 24, 9/20/09
- 38 Three times, last Texans 21 vs. Jacksonville 17, 9/27/09
- 37 Texans 20 vs. Jacksonville 17, 1/2/11
- 35 Three times, last Texans 14 at Detroit 21, 11/22/12
- 34 Six times, last Texans 17 vs. Jacksonville 17, 11/18/12

SECOND HALF

- 47 Texans 17 at New Orleans 30, 9/25/11
- 45 Texans 28 vs. Kansas City 17, 10/17/10
- 45 Texans 29 vs. Tennessee 16, 10/21/07
- 44 Texans 21 at Indianapolis 23, 9/17/06

EXTRA POINTS

SEASON

- 45 2012
- 43 Twice; 2009 and 2010
- 40 2007
- 39 2011
- 37 2008

GAME

- 6 vs. Jacksonville, 12/30/07
- 5 Five times, last vs. Baltimore, 10/21/12
- 4 21 times, last at San Diego, 9/9/13
- 3 44 times, last at Arizona, 11/10/13

SEASON, OPPONENT

- 50 2010
- 47 2005
- 44 2008
- 42 2007
- 40 2003

GAME, OPPONENT

- 7 twice, last at New Orleans, 9/25/11
- 6 Five times, last at New England, 12/10/12
- 5 10 times, last vs. Indianapolis, 11/29/09

TWO-POINT CONVERSIONS

SEASON

- 2 2007
- 2 2006
- 2 2002
- 1 2010, 2009, 2005, 2004, 2008, 2013

GAME

- 1 13 times, last vs. Tennessee, 9/15/13

DEFENSIVE TOUCHDOWNS

SEASON

- 5 2004
- 4 2012
- 3 2009
- 3 2002
- 2 2007
- 2 2006
- 1 four times, most recent: 2013

GAME

- 2 vs. Tennessee, 9/30/12
- 2 at Pittsburgh, 12/8/02
- 1 22 times, last at San Diego, 9/9/13

SCORING MARGIN

MARGIN OF VICTORY

- 34 at Tennessee, 10/23/11
- 30 vs. Baltimore, 10/21/12
- 29 vs. Cincinnati, 10/26/08
- 28 at Tampa Bay, 11/13/11
- 27 Twice, last vs. Indianapolis, 9/11/11

MARGIN OF DEFEAT

- 35 at Indianapolis, 11/14/04
- 35 vs. Cincinnati, 11/03/02
- 33 at New England, 12/17/06
- 32 at Seattle, 10/16/05
- 31 at San Francisco, 10/6/13

COMEBACK VICTORIES (POINTS BEHIND)

- 21 at San Diego, 9/9/13, 31-28 final
- 18 vs. Tennessee, 11/28/04, 31-21 final
- 17 at Washington, 9/19/10, 30-27 final (OT)
- 14 Four times, last vs. Jacksonville, 11/18/12, 43-37 final (OT)
- 11 vs. Miami, 10/12/08, 29-28 final

LARGEST DEFICIT OVERCOME

- 25 vs. Tennessee, 10/21/07, down 32-7, 36-38 final
- 21 at San Diego, 9/9/13, down 28-7, 31-28 final
- 21 vs. Baltimore, 12/13/10, down 21-0 and 28-7, 28-34 final (OT)
- 21 at Arizona, 10/11/09, down 21-0, 21-28 final
- 21 vs. Minnesota, 10/10/04, down 21-0, 28-34 final (OT)
- 18 vs. Tennessee, 11/28/04, down 21-3, 31-21 final

LARGEST LEAD BEFORE OPPONENT SCORES

- 34 vs. Indianapolis, 9/11/11
- 27 Twice, last at Tennessee, 10/23/11
- 24 vs. Seattle, 12/13/09
- 21 Three times, last vs. San Francisco, 10/25/09
- 20 vs. Tennessee, 11/28/10
- 17 Six times, last at Jacksonville, 9/16/12

SCORING DRIVES

LONGEST SCORING DRIVE (YARDS)

- 99 vs. Baltimore, 12/13/10, 15 plays, TD
- 98 vs. Tennessee, 10/21/07, 7 plays, TD
- 98 at Tennessee, 10/12/03, 2 plays, TD
- 97 at Denver, 9/23/12, 14 plays, TD
- 97 at Detroit, 11/22/12, 15 plays, TD
- 96 vs. Kansas City, 9/21/03, 9 plays, TD
- 95 vs. Pittsburgh, 10/2/11, 19 plays, TD

LONGEST SCORING DRIVE (PLAYS)

- 19 vs. Pittsburgh, 10/2/11, 95 yards, TD
- 19 vs. Atlanta, 12/4/11, 85 yards, TD
- 18 at New York Giants, 11/5/06, 80 yards, TD
- 17 at Jacksonville, 80 yards, TD
- 16 Nine times, last at Baltimore, 9/22/13, 69 yards, FG
- 15 12 times, last at Detroit, 11/22/12, 97 yards, TD
- 14 16 times, last vs. Jacksonville, 11/18/12, 73 yards, FG

LONGEST SCORING DRIVE (TIME)

- 10:55 vs. Pittsburgh, 10/2/11, 19 plays, 95 yards, TD
- 10:41 vs. Atlanta, 12/4/11, 19 plays, 85 yards, TD
- 10:26 vs. Kansas City, 9/9/07, 15 plays, 65 yards, FG
- 10:08 vs. Detroit, 10/19/08, 15 plays, 79 yards, TD
- 9:29 vs. Indianapolis, 12/24/06, 15 plays, 51 yards, FG

SHORTEST SCORING DRIVE (YARDS)

- 7 at Tennessee, 9/21/08, 4 plays, FG
- 5 at Pittsburgh, 12/8/02, 4 plays, FG
- 4 at Pittsburgh, 9/7/08, 4 plays, FG
- 1 Twice, last at Jacksonville, 11/27/11, 4 plays, FG
- 0 Twice, last at New York Jets, 10/8/12, 3 plays, FG
- 1 Twice, last vs. Miami, 9/9/12, 2 plays, TD
- 2 Twice, last at Jacksonville, 12/6/09, 4 plays, FG

SHORTEST SCORING DRIVE (PLAYS)

- 1 13 times, last at Tampa Bay, 11/13/11, 80 yards, TD
- 2 17 times, last at Detroit, 11/22/12, 81 yards, TD
- 3 19 times, last at Arizona, 11/10/13, 5 yards, TD
- 4 30 times, last vs. Oakland, 11/17/13, 85 yards, TD

TEAM RECORDS

Game #12 • Houston Texans vs. New England Patriots • Sunday, Dec. 1, 2013

SCORING RECORDS (CONTINUED)

SHORTEST SCORING DRIVE (TIME)

0:02 vs. Cleveland, 11/6/11, 1 play, 0 yards, FG
0:04 vs. San Diego, 11/7/10, 1 play, 8 yards, TD
0:04 vs. Jacksonville, 12/1/08, 1 play, 7 yards, TD
0:04 at Denver, 11/7/04, 1 play, 1 yard, TD
0:07 vs. Jacksonville, 12/1/08 1 play, 40 yards, TD
0:09 at New York Jets, 11/21/10, 1 play, 43 yards, TD

TOTAL OFFENSE RECORDS

MOST NET YARDS GAINED, SEASON

6,186 2010
6,129 2009
6,113 2008
5,954 2011
5,953 2012

MOST NET YARDS GAINED, GAME

640 vs. Jacksonville (OT), 11/18/12
549 at Green Bay, 12/7/08
526 at Washington (OT), 9/19/10
518 at Tennessee, 10/23/11
501 at Detroit (OT), 11/22/12

FEWEST NET YARDS GAINED, SEASON

3,572 2002
4,053 2005
4,306 2003
4,465 2006
5,128 2004

FEWEST NET YARDS GAINED, GAME

47 at Pittsburgh, 12/8/02
107 at Tampa Bay, 12/14/03
118 at San Diego, 9/15/02
120 at Buffalo, 9/11/05
124 at Jacksonville, 12/7/03

MOST NET YARDS ALLOWED, SEASON

6,082 2003
6,031 2010
5,824 2005
5,507 2007
5,458 2004

MOST NET YARDS ALLOWED, GAME

535 at Tennessee, 10/12/03
525 at Detroit (OT), 11/22/12
515 at Indianapolis, 9/17/06
510 vs. Minnesota (OT), 10/10/04
495 vs. Washington, 9/24/06

FEWEST NET YARDS ALLOWED, SEASON

4,571 2011
5,172 2012
5,198 2009
5,230 2002
5,385 2008

FEWEST NET YARDS ALLOWED, GAME

117 at Jacksonville, 9/16/12
126 at Jacksonville, 12/26/04
148 at Tennessee, 10/23/11
162 vs. Tennessee, 11/28/10
165 vs. Oakland, 10/4/09

MOST NET YARDS GAINED, SEASON, BOTH TEAMS

12,217 2010
11,498 2008
11,327 2009
11,125 2012
10,844 2007

MOST NET YARDS GAINED, GAME, BOTH TEAMS

1,098 Texans 640 vs. Jacksonville 458 (OT), 11/18/12
1,026 Texans 501 at Detroit 525 (OT), 11/22/12
993 Texans 458 at Tennessee 535, 10/12/03
947 Texans 526 at Washington 421 (OT), 9/19/10
937 Texans 549 at Green Bay 388, 12/7/08

FEWEST NET YARDS GAINED, SEASON, BOTH TEAMS

8,802 2002
9,865 2006
9,877 2005
10,388 2003
10,525 2011

FEWEST NET YARDS GAINED, GAME, BOTH TEAMS

385 Texans 118 at San Diego 267, 9/15/02
426 Texans 124 at Oakland 302, 12/3/06
428 Texans 198 at New England 230, 12/17/06
436 Texans 120 at Buffalo 316, 9/11/05
443 Texans 165 at Indianapolis 278, 12/1/02

MOST NET YARDS GAINED, FIRST HALF

364 vs. Seattle, 12/13/09
324 vs. Seattle, 9/29/13
306 at Miami, 12/27/09
303 at Tennessee, 10/23/11
301 at New Orleans, 9/25/11

MOST NET YARDS GAINED, SECOND HALF

309 vs. Tennessee, 10/21/07
306 vs. Kansas City, 10/17/10
301 vs. Baltimore, 12/13/10
288 at Jacksonville, 11/14/10
286 at Arizona, 10/11/09

FEWEST NET YARDS GAINED, FIRST HALF

21 at Pittsburgh, 12/8/02
24 vs. Tennessee, 10/21/07
46 at Tampa Bay, 12/14/03
47 at San Diego, 9/15/02
53 at Oakland, 12/3/06

FEWEST NET YARDS GAINED, SECOND HALF

-4 vs. Indianapolis, 10/23/05
26 at Pittsburgh, 12/8/02
47 Twice, last at Jacksonville, 11/27/11
54 at Chicago, 11/11/12
58 vs. Green Bay, 11/21/04

MOST NET YARDS ALLOWED, FIRST HALF

299 vs. Washington, 9/24/06
297 at Arizona, 10/11/09
292 at Indianapolis, 12/23/07
292 vs. Kansas City, 11/20/05
291 at Tennessee, 10/12/03

MOST NET YARDS ALLOWED, SECOND HALF

302 at Indianapolis, 11/16/05
295 vs. New England, 11/23/03
291 at Jacksonville, 11/14/10
282 at Denver, 12/26/10
277 at New Orleans, 9/25/11

FEWEST NET YARDS ALLOWED, FIRST HALF

43 at Jacksonville, 9/16/12
50 vs. San Francisco, 10/25/09
54 vs. Tennessee, 11/28/10
61 at Jacksonville, 12/26/04
70 vs. Cleveland, 11/6/11

FEWEST NET YARDS ALLOWED, SECOND HALF

41 at San Diego, 10/28/07
43 at Arizona, 10/11/09
46 vs. Oakland, 10/4/09
61 vs. Jacksonville, 10/30/11
65 at Jacksonville, 12/26/04

MOST NET YARDS GAINED, FIRST QUARTER

185 at New Orleans, 9/25/11
184 at Tampa Bay, 11/13/11
178 vs. Indianapolis, 11/3/13
174 vs. Seattle, 12/13/09
161 at Oakland, 10/3/10

MOST NET YARDS GAINED, SECOND QUARTER

207 at Tennessee, 10/23/11
190 vs. Seattle, 12/13/09
183 vs. Seattle, 9/29/13
179 at Miami, 12/27/09
174 vs. Buffalo, 10/13/02

MOST NET YARDS GAINED, THIRD QUARTER

190 at Indianapolis, 12/30/12
183 at Oakland, 10/3/10
175 vs. Carolina, 12/18/11
170 at Jacksonville, 11/14/10
169 at Indianapolis, 11/8/09

MOST NET YARDS GAINED, FOURTH QUARTER

253 vs. Tennessee, 10/21/07
203 vs. Jacksonville, 11/18/12
196 at Arizona, 10/11/09
194 vs. Baltimore, 12/13/10
189 at Indianapolis, 9/17/06

FEWEST NET YARDS GAINED, FIRST QUARTER

-5 at Indianapolis, 11/14/04
-3 at Buffalo, 9/11/05
4 vs. Jacksonville, 11/24/13
4 at Pittsburgh, 12/8/02
6 at Tennessee, 12/19/10

FEWEST NET YARDS GAINED, SECOND QUARTER

4 at San Francisco, 1/1/06
6 at San Diego, 9/15/02
9 vs. New England, 11/23/03
11 at Oakland, 12/3/06
13 vs. Tennessee, 10/21/07

FEWEST NET YARDS GAINED, THIRD QUARTER

0 at Arizona, 11/10/13
2 vs. Pittsburgh, 10/2/11
7 at Kansas City, 9/26/04
10 vs. Philadelphia, 9/10/06
11 twice, last time: at New York Jets, 11/21/10

TEAM RECORDS

Game #12 • Houston Texans vs. New England Patriots • Sunday, Dec. 1, 2013

TOTAL OFFENSE RECORDS (CONTINUED)

FEWEST NET YARDS GAINED, FOURTH QUARTER

-17 vs. Indianapolis, 10/23/05
-9 at Cincinnati, 11/9/03
-1 at Kansas City, 10/20/13
4 at Jacksonville Jaguars, 11/27/11
8 twice, last: vs. Arizona, 12/18/05

MOST NET YARDS ALLOWED, FIRST QUARTER

220 vs. Buffalo, 11/19/06
191 at Indianapolis, 11/8/09
171 vs. Pittsburgh, 9/18/05
166 vs. San Diego, 11/7/10
160 at Philadelphia, 12/2/10

MOST NET YARDS ALLOWED, SECOND QUARTER

193 vs. Philadelphia, 9/10/06
177 vs. Tennessee, 12/21/03
170 at Jacksonville, 12/6/09
168 at Indianapolis, 12/23/07
165 vs. Tennessee, 10/21/07

MOST NET YARDS ALLOWED, THIRD QUARTER

224 at Indianapolis, 11/16/08
213 vs. Oakland, 11/17/13
170 at Denver, 12/26/10
168 vs. Jacksonville, 9/28/03
164 at Tennessee, 12/2/07

MOST NET YARDS ALLOWED, FOURTH QUARTER

224 vs. Indianapolis, 9/12/10
213 at Jacksonville, 11/14/10
210 vs. Green Bay, 11/21/04
201 at New Orleans, 9/25/11
176 at Carolina, 9/16/07

FEWEST NET YARDS ALLOWED, FIRST QUARTER

-9 vs. New York Jets, 9/13/03
-1 at Jacksonville, 12/26/04
1 vs. San Francisco, 10/25/09
4 vs. Detroit, 10/18/08
5 vs. Indianapolis, 9/11/11

FEWEST NET YARDS ALLOWED, SECOND QUARTER

-2 vs. Indianapolis, 11/3/13
0 at Jacksonville, 9/16/12
11 at Carolina, 9/16/07
17 at New Orleans, 9/14/03
26 vs. Buffalo, 11/19/06
26 at Cleveland, 10/20/02

FEWEST NET YARDS ALLOWED, THIRD QUARTER

-5 vs. Miami, 9/9/12
1 at Tampa Bay, 11/13/11
4 at Indianapolis, 12/30/12
4 vs. Tennessee, 9/15/13
6 at Cincinnati, 10/18/09

FEWEST NET YARDS ALLOWED, FOURTH QUARTER

2 vs. Oakland, 11/17/13
2 at Pittsburgh, 9/7/08
3 vs. Dallas, 9/8/02
7 at Tennessee, 9/21/08
9 twice, last: at San Diego, 9/9/13

RUSHING RECORDS

RUSHING YARDS

SEASON

2,448 2011
2,123 2012
2,042 2010
1,882 2004
1,846 2008

GAME

261 vs. Cleveland, 11/6/11
257 vs. Indianapolis, 9/12/10
249 at Oakland, 10/3/10
244 vs. Jacksonville, 1/2/11
222 at Tennessee, 10/23/11

FEWEST, SEASON

1,347 2002
1,475 2009
1,586 2007
1,651 2003
1,687 2006

FEWEST, GAME

24 vs. New York Giants, 10/10/10
25 at New York Jets, 11/26/06
28 vs. Tennessee, 12/29/02
30 at Tennessee, 12/19/10
34 Three times, last vs. Minnesota, 12/23/12

ALLOWED, SEASON

2,370 2003
2,303 2005
2,089 2002
1,963 2008
1,956 2006

ALLOWED, GAME

320 at Seattle, 10/16/05
247 at Washington, 12/22/02
244 at Jacksonville, 10/14/07
240 at Tennessee, 9/20/09
240 at Cincinnati, 11/9/03

FEWEST ALLOWED, SEASON

1,536 2011
1,560 2012
1,711 2009
1,751 2010
1,825 2007

FEWEST ALLOWED, GAME

18 at Washington, 9/19/10
24 vs. Tennessee, 11/28/10
27 at New York Jets, 11/26/06
39 Twice, last vs. Arizona, 12/18/05
44 Three times, last vs. Cleveland, 11/6/11

SEASON, BOTH TEAMS

4,119 2005
4,021 2003
3,984 2011
3,809 2008
3,793 2010

GAME, BOTH TEAMS

442 Texans 244 vs. Jacksonville 198, 1/2/11
387 Texans 67 at Seattle 320, 10/16/05
380 Texans 140 at Cincinnati 240, 11/9/03
367 Texans 249 at Oakland 118, 10/3/10
360 Texans 132 vs. Kansas City 228, 10/17/10

FEWEST, SEASON, BOTH TEAMS

3,186 2009
3,683 2012
3,411 2007
3,436 2002
3,643 2006

FEWEST, GAME, BOTH TEAMS

52 Texans 25 at New York Jets 27, 11/26/06
76 Texans 58 at Washington 18, 9/19/10
89 Texans 45 at Arizona 44, 10/11/09
131 Texans 24 vs. New York Giants 117, 10/10/10
132 Twice, last Texans 24 vs. Indianapolis 30, 9/23/07

ATTEMPTS

SEASON

546 2011
508 2012
481 2004
437 2005
432 2008

GAME

48 at Jacksonville, 9/16/12
47 at Tennessee, 10/23/11
44 Twice, last at Tampa Bay, 11/13/11
42 Three times, last vs. Indianapolis, 9/12/10
41 Three times, last vs. Indianapolis, 9/11/11

FEWEST, SEASON

417 2007
421 2003
423 2010
424 2002
425 2009

FEWEST, GAME

12 vs. Tennessee, 10/21/07
13 vs. New York Jets, 9/13/09
14 at New York Jets, 11/26/06
15 vs. New York Giants, 10/10/10

SEASON, OPPONENT

533 2003
509 2002
506 2005
446 2006
438 2008

GAME, OPPONENT

57 at Cincinnati, 11/9/03
47 at San Francisco, 1/1/06
46 at Washington, 12/22/02
42 Six times, last vs. Minnesota, 12/23/12
41 vs. New England, 11/23/03

FEWEST, SEASON, OPPONENT

378 2011
390 2012

TEAM RECORDS

Game #12 • Houston Texans vs. New England Patriots • Sunday, Dec. 1, 2013

RUSHING RECORDS (CONTINUED)

396 2009
417 2007
417 2004

FEWEST, GAME, OPPONENT

10 vs. Indianapolis, 9/12/10
12 three times, last vs. Baltimore, 10/21/12
13 vs. Arizona, 12/18/05
14 Three times, last vs. Indianapolis, 11/3/13

RUSHING AVERAGE

SEASON

4.8 2010
4.5 2011
4.3 2008
4.2 2012
4.2 2005

GAME

7.4 at Cincinnati, 11/9/03
7.3 at Detroit (OT), 11/22/12
7.2 vs. Buffalo, 11/19/06
7.1 at Indianapolis, 11/16/08
7.1 vs. Tennessee, 11/28/04

LOWEST, SEASON

3.2 2002
3.5 2009
3.8 2007
3.9 2003, 2004, 2006

LOWEST, GAME

1.2 at Buffalo, 11/16/03
1.3 vs. Tennessee, 12/29/02
1.4 at Pittsburgh, 12/8/02
1.6 vs. New York Giants, 10/10/10
1.8 at New York Jets, 11/26/06
1.8 at Tennessee, 12/19/10

SEASON, OPPONENT

4.6 2005
4.5 2008
4.4 2003, 2004, 2006, 2007

GAME, OPPONENT

9.4 at Jacksonville, 10/14/07
9.2 at Tennessee, 9/20/09
7.6 Twice, last at Seattle, 10/16/05
6.6 vs. Tennessee, 12/10/06
6.5 Three times, last at Buffalo, 11/16/03

LOWEST, SEASON, OPPONENT

4.0 2010
4.1 2002, 2011, 2012
4.3 2009
4.4 Four times, last in 2007

LOWEST, GAME, OPPONENT

1.0 at New York Jets, 11/26/06
1.1 at Washington, 9/19/10
2.0 vs. Tennessee, 11/28/10
2.0 vs. Oakland, 10/4/09
2.1 Three times, last vs. Cleveland, 11/6/11

RUSHING TOUCHDOWNS

SEASON

20 2010
19 2012
18 2011
16 2004, 2008
14 2003

GAME

3 11 times, last at Jacksonville, 9/16/12
2 30 times, last at New England, 12/10/12
1 59 times, last vs. Oakland, 11/17/13

SEASON, OPPONENT

21 2005
18 2008
17 2009
16 2006 and 2010
15 2007

GAME, OPPONENT

5 at Seattle, 10/16/05
4 Twice, last vs. Jacksonville, 9/27/09
3 Five times, last at Pittsburgh, 9/7/08
2 32 times, last at Detroit (OT), 11/22/12

100-YARD RUSHING GAMES BY AN INDIVIDUAL

SEASON

11 2011
8 2010
7 2012
5 2004, 2008
4 2003
3 2005,
2 2006, 2009, 2013

SEASON, OPPONENT

10 2005
7 2003 and 2004
6 2007
5 2002 and 2008
4 2006, 2009 and 2010

CONSECUTIVE GAMES WITH A RUSHING TOUCHDOWN

TEXANS

7 at Oakland, 10/3/10, through at New York Jets, 11/21/10
6 vs. Tennessee, 11/28/04, through vs. Cleveland, 1/2/05
6 at Tennessee, 10/23/11, through vs. Atlanta, 12/4/11
5 vs. Tennessee, 9/30/12, through vs. Buffalo, 11/4/12
5 vs. Carolina, 12/18/11 through at Jacksonville, 9/16/12
5 at Oakland, 12/3/06, through vs. Cleveland, 12/31/06
5 vs. Tennessee, 11/28/04, through at Jacksonville, 12/26/04
4 vs. Indianapolis, 10/5/08, through vs. Cincinnati, 10/26/08
4 vs. New York Jets, 10/19/03, through at Cincinnati, 11/9/03

OPPONENT

6 at Pittsburgh, 9/7/08, through vs. Detroit, 10/19/08
5 at Washington, 9/19/10 through vs. Kansas City, 10/17/10
5 at Buffalo, 11/1/09 through at Jacksonville, 12/6/09
5 at Dallas, 10/15/06, through at Jacksonville, 11/12/06
5 at Jacksonville, 11/6/05, through at Baltimore, 12/4/05
5 at New Orleans, 9/14/03, through vs. New York Jets, 10/19/03
5 at Philadelphia, 12/2/10, through vs. Jacksonville, 1/2/11
4 at New York Jets, 11/26/06, through at New England, 12/17/06
4 at Philadelphia, 9/29/02, through at Jacksonville, 10/27/02

PASSING RECORDS

NET YARDS PASSING

MOST, SEASON

4,654 2009
4,267 2008
4,144 2010
3,830 2012
3,748 2007

MOST, GAME

504 vs. Jacksonville (OT), 11/18/12
468 at Washington (OT), 9/19/10
408 at Green Bay, 12/7/08
403 vs. Oakland, 10/9/11
385 at Cincinnati, 10/18/09

FEWEST, SEASON

2,225 2002
2,237 2005
2,655 2003
2,778 2006
3,246 2004

FEWEST, GAME

-5 at Oakland, 12/3/06
6 vs. Indianapolis, 10/23/05
10 at Pittsburgh, 12/8/02
25 at Buffalo, 9/11/05
29 at San Diego, 9/15/02

MOST ALLOWED, SEASON

4,280 2010
3,712 2003
3,682 2007
3,615 2004
3,612 2012

MOST ALLOWED, GAME

421 at Tennessee, 10/12/03
419 at Detroit (OT), 11/22/12
419 vs. Indianapolis, 9/12/10
403 at Washington, 9/19/10
390 at Indianapolis, 9/17/06

FEWEST ALLOWED, SEASON

3,035 2011
3,141 2002
3,423 2008
3,444 2006
3,487 2009

TEAM RECORDS

Game #12 • Houston Texans vs. New England Patriots • Sunday, Dec. 1, 2013

PASSING RECORDS (CONTINUED)

FEWEST ALLOWED, GAME

31 at Jacksonville, 12/26/04
52 at Jacksonville, 9/16/12
86 at Tennessee, 10/29/06
90 vs. Jacksonville, 10/30/11
91 vs. Seattle, 9/29/13
95 at Tennessee, 10/23/11

MOST, SEASON, BOTH TEAMS

8,424 2010
8,141 2009
7,690 2008
7,442 2012
7,430 2007

MOST, GAME, BOTH TEAMS

876 Texans 504 vs. Jacksonville 378 (OT), 11/18/12
871 Texans 468 at Washington 403 (OT), 9/19/10
788 Texans 367 at Tennessee 421, 10/12/03
746 Texans 358 vs. Minnesota 388 (OT), 10/10/04
718 Texans 364 at New Orleans 354, 9/25/11

FEWEST, SEASON, BOTH TEAMS

5,366 2002
5,758 2005
6,222 2006
6,367 2003
6,541 2011

FEWEST, GAME, BOTH TEAMS

153 Texans 122 at Jacksonville 31, 12/26/04
172 Texans 29 at San Diego 143, 9/15/02
184 Texans -5 at Oakland 189, 12/3/06
189 Texans 25 at Buffalo 164, 9/11/05
218 Texans 93 at New England 125, 12/14/06

GROSS YARDS PASSING

MOST, SEASON

4,803 2009
4,474 2008
4,370 2010
4,046 2012
3,925 2007

MOST, GAME

527 vs. Jacksonville (OT), 11/18/12
497 at Washington (OT), 9/19/10
416 vs. Oakland, 10/9/11
414 vs. Green Bay, 12/7/08
393 vs. Baltimore (OT), 12/13/10

FEWEST, SEASON

2,636 2002
2,661 2005
2,841 2003
3,032 2006
3,547 2004

FEWEST, GAME

32 at Oakland, 12/3/06
33 at Pittsburgh, 12/8/02
48 vs. Indianapolis, 10/23/05
64 at Tampa Bay, 12/14/03
70 at Buffalo, 9/18/05

MOST ALLOWED, SEASON

4,499 2010
3,878 2007
3,835 2003
3,776 2004
3,881 2012

MOST ALLOWED, GAME

441 at Detroit (OT), 11/22/12
433 vs. Indianapolis, 9/12/10
426 at Washington, 9/19/10
421 at Tennessee, 10/12/03
400 at Indianapolis, 9/17/06

FEWEST ALLOWED, SEASON

3,322 2011
3,378 2002
3,598 2008
3,635 2006
3,674 2009

FEWEST ALLOWED, GAME

54 at Jacksonville, 12/26/04
76 at Jacksonville, 9/16/12
87 at Tennessee, 10/29/06
97 vs. Jacksonville, 10/30/11
109 at Tennessee, 11/10/02
116 twice, last at Tennessee, 10/23/11

PASS ATTEMPTS

MOST, SEASON

593 2009
574 2010
555 2008
554 2012
529 2007

MOST, GAME

62 vs. Baltimore (OT), 12/13/10
55 vs. Jacksonville (OT), 11/18/12
54 at New York Jets, 11/26/06
54 at Tennessee Titans, 12/19/10
52 at Washington (OT), 9/19/10

FEWEST, SEASON

439 2003
447 2002
449 2005
467 2011
471 2004

FEWEST, GAME

9 vs. Indianapolis, 10/23/05
10 at Pittsburgh, 12/8/02
14 at Oakland, 12/3/06
15 Twice, last at Tampa Bay, 11/13/11
16 at Indianapolis, 12/22/11

MOST, SEASON, OPPONENT

581 2012
548 2009
547 2010
546 2007
538 2011

MOST, GAME, OPPONENT

61 at Detroit (OT), 11/22/12
58 at Pittsburgh, 12/8/02
57 vs. Indianapolis, 9/12/10
55 at Miami, 12/27/09
52 at Denver, 9/23/12
50 Three times, last at Indianapolis, 11/8/09

FEWEST, SEASON, OPPONENT

469 2005
471 2008
502 2003
505 2006
512 2002

FEWEST, GAME, OPPONENT

11 at San Diego, 10/28/07
15 at Tennessee, 10/29/06
18 Twice, last at Minnesota, 11/2/08
20 at Seattle, 10/16/05
21 Four times, last at Jacksonville, 9/16/12

PASS COMPLETIONS

MOST, SEASON

399 2009
367 2008
365 2010
354 2012
346 2007

MOST, GAME

43 vs. Jacksonville (OT), 11/18/12
39 at New York Jets, 11/26/06
38 at Washington (OT), 9/19/10
35 twice, last at Tennessee, 12/19/10
34 at San Diego, 9/9/13

FEWEST, SEASON

235 2002
248 2003
270 2005
286 2004
288 2011

FEWEST, GAME

3 at Pittsburgh, 12/8/02
6 Twice, last vs. Indianapolis, 10/23/05
7 at Oakland, 12/3/06
9 Four times, last vs. Indianapolis, 9/12/10
10 Five times, last vs. Cleveland, 10/30/05

MOST, SEASON, OPPONENT

361 2007
354 2010
344 2009
344 2004
328 2006

MOST, GAME, OPPONENT

40 vs. Indianapolis, 9/12/10
36 vs. Minnesota, 10/10/04
35 at Miami, 12/27/09
34 at Indianapolis, 11/8/09
33 Twice, last vs. New Orleans, 11/18/07

TEAM RECORDS

Game #12 • Houston Texans vs. New England Patriots • Sunday, Dec. 1, 2013

PASSING RECORDS (CONTINUED)

FEWEST, SEASON, OPPONENT

279 2011
281 2002
294 2008
297 2003
304 2005

FEWEST, GAME, OPPONENT

6 at San Francisco, 10/6/13
7 Twice, last at San Diego, 10/28/07
8 vs. Tennessee, 12/29/02
9 at Jacksonville, 9/16/12
10 Three times, last vs. Jacksonville, 10/30/11
11 at Minnesota, 11/2/08

MOST TOUCHDOWN PASSES

MOST, SEASON

29 2009
24 2007
24 2010
22 2012
21 2008
20 2011

MOST, GAME

5 vs. Jacksonville (OT), 11/18/12
4 Four times, last at Denver, 9/23/12
3 15 times, last at Arizona, 11/10/13
2 43 times, last at Tennessee, 12/2/12
1 67 times, last vs. Oakland, 11/17/13

MOST, SEASON, OPPONENT

33 2010
32 2004
27 2012
24 2005, 2008
23 2002
22 2006, 2003

MOST, GAME, OPPONENT

6 vs. Green Bay, 10/14/12
5 Twice, last at Indianapolis, 11/14/04
4 Seven times, last at San Diego, 9/9/13
3 29 times, last vs. Oakland, 11/17/13
2 49 times, last at Arizona, 11/10/13

CONSECUTIVE GAMES WITH A PASSING TOUCHDOWN

TEXANS

16 at Jacksonville, 11/14/10, through vs. Jacksonville, 10/30/11
12 at Indianapolis, 11/8/09, through at Oakland, 10/3/10
11 at Jacksonville, 10/14/07, through vs. Jacksonville, 12/30/07
8 vs. Pittsburgh, 9/18/05, through at Indianapolis, 11/13/05
6 vs. Baltimore, 10/21/12, through at Tennessee, 12/2/12
6 at Tennessee, 9/20/09, through vs. San Francisco, 10/25/09

OPPONENT

12 vs. Cleveland, 1/2/05, through vs. St. Louis, 11/27/05
10 vs. Indianapolis, 9/12/10, through at New York Jets, 11/21/10

FIRST DOWNS

MOST, SEASON

360 2010
341 2012
340 2009
340 2008
321 2011

MOST, GAME

39 vs. Jacksonville (OT), 11/18/12
29 Five times, last vs. Seattle, 9/29/13
28 Twice, last at Jacksonville, 9/16/12
27 Four times, last vs. St. Louis, 10/13/13
26 Seven times, last at San Diego, 9/9/13

FEWEST, SEASON

208 2002
237 2003
243 2005
282 2006
295 2007

FEWEST, GAME

3 at Pittsburgh, 12/8/02
7 Three times, last at Tampa Bay, 12/14/03
9 at Jacksonville, 11/27/11
10 Five times, last at Oakland, 12/3/06
11 Eight times, last vs. Jacksonville, 11/24/13

MOST ALLOWED, SEASON

352 2010
348 2005
336 2003
325 2007
312 2006

MOST ALLOWED, GAME

34 at Indianapolis, 9/17/06
33 at Indianapolis, 12/23/07
31 at Seattle, 10/16/05
30 Three times, last at Indianapolis, 11/16/08
29 Twice, last at Detroit (OT), 11/22/12

FEWEST ALLOWED, SEASON

270 2011
291 2002
292 2012
300 2009
300 2008

FEWEST ALLOWED, GAME

6 at Jacksonville, 12/26/04
8 twice, last at Chicago, 11/11/12
9 Twice, last at Jacksonville, 9/16/12
9 at Buffalo, 11/1/09
10 Twice, last vs. Cleveland, 11/6/11

MOST, SEASON, BOTH TEAMS

712 2010
640 2009
640 2008
633 2012
620 2007
604 2004

MOST, GAME, BOTH TEAMS

56 Texans 39 vs. Jacksonville 17 (OT), 11/18/12
55 Twice, last Texans 26 at Detroit 29 (OT), 11/22/12
52 Texans 18 at Indianapolis 34, 9/17/06
51 Texans 18 at Indianapolis 33, 12/23/07
50 Twice, last Texans 29 at Washington 21 (OT), 9/19/10

FEWEST, SEASON, BOTH TEAMS

499 2002
573 2003
591 2011
591 2005
594 2006

FEWEST, GAME, BOTH TEAMS

21 Texans 13, at Chicago 8, 11/11/12
23 Three times, last Texans 9 at Jacksonville 14, 11/27/11
24 Twice, last Texans 16 vs. Oakland 8, 10/4/09
25 Texans 19 at Jacksonville 6, 12/26/04
26 Three times, last Texans 14 vs. Oakland 12, 11/17/13

RUSHING FIRST DOWNS

MOST, SEASON

131 2011
118 2010
114 2012
106 2006 and 2008
103 2004

MOST, GAME

16 at Jacksonville, 9/16/12
15 vs. Indianapolis, 9/12/10
14 Three times, last vs. Cleveland, 11/6/11
12 Five times, last at Tampa Bay, 11/13/11
11 Three times, last vs. Baltimore, 10/21/12
10 Nine times, last at Detroit (OT), 11/22/12

FEWEST, SEASON

59 2002
86 2003
89 2005
93 2009
96 2007

FEWEST, GAME

1 Six times, last vs. Minnesota, 12/23/12
2 Seven times, last at Arizona, 11/10/13
3 23 times, last vs. Oakland, 11/17/13
4 14 times, last at San Diego, 9/9/13
5 29 times, last vs. Jacksonville, 11/24/13

MOST, SEASON, OPPONENT

130 2003
123 2005
116 2002
115 2006
114 2008

MOST, GAME, OPPONENT

19 at Seattle, 10/16/05
16 at Cincinnati, 11/9/03
15 Three times, last vs. Jacksonville, 1/2/11
14 vs. Baltimore, 11/9/08
13 vs. Washington, 9/24/06

TEAM RECORDS

Game #12 • Houston Texans vs. New England Patriots • Sunday, Dec. 1, 2013

FIRST DOWNS (CONTINUED)

FEWEST, SEASON, OPPONENT

73 2011
89 2004
91 2009
94 2012
107 2007

FEWEST, GAME, OPPONENT

1 Three times, last vs. Tennessee, 11/28/10
2 Nine times, last at Tennessee, 12/2/12
3 13 times, last vs. Indianapolis, 11/3/13
4 26 times, last vs. Jacksonville, 11/24/13
5 25 times, last vs. Green Bay, 10/14/12

PASSING FIRST DOWNS

MOST, SEASON

231 2009
222 2010
210 2008
205 2012
190 2007

MOST, GAME

26 vs. Jacksonville (OT), 11/18/12
23 at Washington (OT), 9/19/10
21 Twice, last vs. Baltimore (OT), 12/13/10
20 at Tennessee, 12/19/10
18 Seven times, last vs. New England, 1/3/10

FEWEST, SEASON

119 2002
127 2003
142 2005
155 2006
174 2004

FEWEST, GAME

1 Twice, last at Pittsburgh, 12/8/02
2 at Oakland, 12/3/06
3 at Tampa Bay, 12/14/03
4 Six times, last at Jacksonville, 11/27/11
5 Six times, last vs. Jacksonville, 11/24/13

MOST, SEASON, OPPONENT

211 2010
197 2007
194 2004
188 2005
179 2003

MOST, GAME, OPPONENT

21 Four times, last at Detroit (OT), 11/22/12
20 Three times, last at New Orleans, 9/25/11
19 Twice, last vs. Jacksonville, 12/30/07
18 Three times, last at Indianapolis, 11/8/09
17 Six times, last at Washington, 9/19/10

FEWEST, SEASON, OPPONENT

155 2002
166 2011
167 2008
167 2012
174 2006

FEWEST, GAME, OPPONENT

2 at Jacksonville, 12/26/04
4 Three times, last at Chicago, 11/11/12
5 Seven times, last at Buffalo, 11/1/09
6 Nine times, last vs. Baltimore, 10/21/12
7 13 times, last vs. Indianapolis, 12/16/12

FIRST DOWNS BY PENALTY

MOST, SEASON

30 2002
24 2003 and 2008
23 2004
22 2012
20 2006, 2010

MOST, GAME

6 vs. Cincinnati, 11/3/02
5 Twice, last vs. Tennessee, 12/14/08
4 at Detroit, 9/19/04
3 16 times, last vs. Jacksonville (OT), 11/18/12

FEWEST, SEASON

9 2007
12 2005
14 2011
16 2009
20 2006, 2010

FEWEST, GAME

0 48 times, last at Arizona, 11/10/13
1 64 times, last vs. Jacksonville, 11/24/13

MOST, SEASON, OPPONENT

37 2005
34 2009
31 2011, 2012
28 2010
27 2003

MOST, GAME, OPPONENT

6 at Indianapolis, 11/8/09
6 at Indianapolis, 12/22/11
5 Four times, last at Denver, 9/23/12
4 12 times, last at Baltimore, 9/22/13

FEWEST, SEASON, OPPONENT

19 2008
20 2002
21 2004 and 2007
23 2006
27 2003

FEWEST, GAME, OPPONENT

0 38 times, last vs. Oakland, 11/17/13
1 52 times, last vs. Jacksonville, 11/24/13
2 47 times, last at Indianapolis, 12/30/12

FIELD GOALS

MOST, SEASON

32 2011
31 2012
29 2008
27 2010
26 2005

FEWEST, SEASON

17 2002
17 2004
18 2003
19 2006
21 2009

MOST ATTEMPTED, SEASON

38 2011, 2012
34 2005
33 2008
32 2009
30 2010

FEWEST ATTEMPTED, SEASON

22 2003
24 2002, 2004
25 2006
29 2007

MOST ATTEMPTED, GAME

7 at Miami, 9/7/03
6 vs. Indianapolis, 12/16/12
5 Five times, last vs. Jacksonville (OT), 11/18/12
4 13 times, last vs. Indianapolis, 11/3/13
3 29 times, last vs. Oakland, 11/17/13

MOST CONVERTED, GAME

5 Four times, last vs. Indianapolis, 12/16/12
4 Three times, last at New Orleans, 9/25/11
3 27 times, last vs. Oakland, 11/17/13

CONSECUTIVE GAMES SCORING FIELD GOALS

17 10/23/11 – 10/21/12
15 11/1/10 – 10/9/11
10 11/13/05 – 9/17/06
9 three times, last 9/22/13 – 11/24/13
8 three times, last 9/22/13 – 11/17/13

MOST FIELD GOALS MADE, SEASON, OPPONENT

30 2011
28 2007
28 2005, 2003

FEWEST FIELD GOALS MADE, SEASON, OPPONENT

20 2009
21 2012
21 2010
22 2004
24 2002

MOST FIELD GOALS ATTEMPTED, SEASON, OPPONENT

36 2011
35 2003
34 2002
33 2007
32 2005

FEWEST FIELD GOALS ATTEMPTED, SEASON, OPPONENT

24 2012
23 2009
27 2010
28 2011
29 Three times, last in 2008

TEAM RECORDS

Game #12 • Houston Texans vs. New England Patriots • Sunday, Dec. 1, 2013

FIELD GOALS (CONTINUED)

MOST FIELD GOALS ATTEMPTED, GAME, OPPONENT

- 8 vs. Tennessee, 10/21/07*
- 5 Six times, last at Indianapolis, 12/22/11
- 4 16 times, last vs. Buffalo, 11/4/12

MOST FIELD GOALS CONVERTED, GAME, OPPONENT

- 8 vs. Tennessee, 10/21/07*
- 5 at Baltimore, 10/16/11
- 5 at Buffalo, 9/11/05
- 5 vs. Cleveland, 1/2/05
- 4 Nine times, last at Indianapolis, 12/22/11

MOST FIELD GOALS CONVERTED, GAME, BOTH TEAMS

- 9 Texans 5 vs. Miami 4, 10/7/07
- 8 Texans 0 vs. Tennessee 8, 10/21/07
- 7 Three times, last Texans 3 at Indianapolis 4, 12/22/11
- 6 11 times, last Texans 3 at Baltimore 3, 9/22/13
- 5 18 times, last Texans 2 vs. Minnesota 3, 12/23/12

* Indicates NFL record.

PUNTING

MOST, SEASON

- 116 2002
- 97 2003
- 88 2012
- 77 2005
- 76 2006

MOST, GAME

- 11 at Indianapolis, 12/1/02
- 10 Six times, last at Tennessee, 12/2/12

FEWEST, SEASON

- 53 2008
- 55 2007
- 63 2010
- 67 2009
- 73 2004

FEWEST, GAME

- 1 Twice, last at Buffalo, 11/1/09
- 2 25 times, last at Indianapolis, 12/30/12
- 3 22 times, last at San Diego, 9/9/13
- 4 34 times, last vs. Indianapolis, 11/3/13
- 5 30 times, last vs. Buffalo, 11/4/12

MOST YARDS, SEASON

- 4,720 2002
- 4,150 2012
- 4,028 2003
- 3,256 2011
- 3,161 2006

MOST YARDS, GAME

- 488 at Tennessee, 12/2/12
- 442 vs. Oakland, 11/17/13
- 436 at Jacksonville, 11/27/11
- 435 at Indianapolis, 12/1/02
- 421 at Pittsburgh, 12/8/02

FEWEST YARDS, SEASON

- 2,240 2008
- 2,296 2007
- 2,650 2010
- 2,866 2009

FEWEST YARDS, GAME

- 39 at Buffalo, 11/1/09
- 47 vs. Miami, 10/7/07
- 59 vs. Cincinnati, 10/26/08
- 59 vs. Carolina, 12/18/11
- 64 vs. Jacksonville, 12/24/05

MOST PUNTS, SEASON, OPPONENT

- 98 2002
- 90 2012
- 83 2011
- 76 2009
- 75 2003

MOST PUNTS, GAME, OPPONENT

- 11 vs. Oakland, 11/17/13
- 10 Twice, last at San Francisco, 1/1/06
- 9 Four times, last at Jacksonville, 9/16/12

FEWEST PUNTS, SEASON, OPPONENT

- 59 2007
- 63 2005
- 65 2006
- 67 2008 and 2010
- 69 2004

FEWEST PUNTS, GAME, OPPONENT

- 0 Twice, last vs. Jacksonville, 10/14/07
- 1 Five times, last at Indianapolis, 11/16/08
- 2 14 times, last at Baltimore, 10/16/11
- 3 32 times, last vs. Miami, 9/9/12

MOST YARDS, SEASON, OPPONENT

- 4,156 2012
- 3,896 2011
- 3,892 2002
- 3,557 2009
- 3,130 2003

MOST YARDS, GAME, OPPONENT

- 540 vs. Oakland, 11/17/13
- 462 at Jacksonville, 9/16/12
- 427 vs. Oakland, 10/4/09
- 405 at Jacksonville, 11/27/11
- 400 at Indianapolis, 12/1/02

FEWEST PUNTING YARDS, SEASON, OPPONENT

- 2,528 2005
- 2,535 2007
- 2,880 2004
- 2,930 2010
- 2,949 2006

FEWEST PUNTING YARDS, GAME, OPPONENT

- 0 Twice, last vs. Jacksonville, 10/14/07
- 39 vs. Pittsburgh, 9/18/05
- 41 at Seattle, 10/16/05
- 45 at Indianapolis, 9/14/06
- 55 Twice, last at Indianapolis, 11/16/08

MOST PUNTS, SEASON, BOTH TEAMS

- 214 2002
- 178 2012
- 172 2003
- 157 2011
- 143 2009

MOST PUNTS, GAME, BOTH TEAMS

- 20 Three times, last Texans 9 vs. Oakland 11, 11/17/13
- 19 Texans 10 at Jacksonville 9, 11/27/11

FEWEST PUNTS, SEASON, BOTH TEAMS

- 114 2007
- 120 2008
- 130 2010
- 140 2005
- 141 2006

FEWEST PUNTS, GAME, BOTH TEAMS

- 2 Texans 2 at Jacksonville 0, 10/14/07
- 3 Three times, last Texans 2 at Indianapolis 1, 11/16/08
- 4 Four times, last Texans 2 vs. Jacksonville 2, 11/29/09
- 5 13 times, last Texans 2 at New Orleans 3, 9/25/11
- 6 15 times, last Texans 2 at Cincinnati 4, 12/11/11

HIGHEST PUNTING AVERAGE, SEASON

- 47.2 2012, 88 punts
- 44.0 2011, 74 punts
- 42.8 2009, 67 punts
- 42.3 2008, 53 punts
- 42.1 2010, 63 punts

LOWEST PUNTING AVERAGE, SEASON

- 38.8 2005, 77 punts
- 40.7 2002, 116 punts
- 41.2 2004, 73 punts
- 41.5 2003, 97 punts
- 41.6 2006, 76 punts

HIGHEST PUNTING AVERAGE, GAME (MINIMUM 4 PUNTS)

- 58.9 at Arizona, 11/10/13, 7 punts
- 54.2 at Denver, 9/23/12, 5 punts
- 52.8 vs. Atlanta, 12/4/11, 5 punts
- 51.8 at Tennessee, 9/20/09, 5 punts
- 51.5 vs. Green Bay, 10/14/12, 4 punts

HIGHEST PUNTING AVERAGE, SEASON, OPPONENT

- 46.9 2011, 83 punts
- 46.8 2009, 76 punts
- 45.4 2006, 65 punts
- 45.2 2012, 90 punts
- 44.4 2008, 67 punts

HIGHEST PUNTING AVERAGE, GAME, OPPONENT (MINIMUM 4 PUNTS)

- 56.8 at Dallas, 10/15/06, 4 punts
- 56.8 at Oakland, 12/3/06, 4 punts
- 53.4 vs. Oakland, 10/4/09, 8 punts
- 52.8 at San Diego, 10/28/07, 5 punts
- 51.3 at Jacksonville, 9/16/12, 9 punts

LOWEST PUNTING AVERAGE, SEASON, OPPONENT

- 39.7 2002, 98 punts
- 40.1 2005, 63 punts
- 41.7 2004, 69 punts; 2003, 75 punts
- 43.0 2007, 59 punts
- 43.7 2010, 67 punts

TEAM RECORDS

Game #12 • Houston Texans vs. New England Patriots • Sunday, Dec. 1, 2013

PUNTING (CONTINUED)

LOWEST PUNTING AVERAGE, GAME, OPPONENT (MINIMUM 4 PUNTS)

25.7 at Washington, 12/22/02, 7 punts
30.0 vs. Miami, 10/7/07, 2 punts
31.2 at San Francisco, 1/1/06, 10 punts
31.3 vs. New England, 11/23/03, 4 punts
32.7 Twice, last at Indianapolis, 11/8/09, 3 punts

PUNT RETURNS

MOST, SEASON

53 2002
51 2011
45 2009
40 2004
40 2003

MOST, GAME

7 Four times, last vs. Oakland, 11/17/13
6 last at Jacksonville, 9/16/12
5 13 times, last vs. Carolina, 12/18/11
4 25 times, last at Tennessee, 12/2/12

FEWEST, SEASON

23 2006
30 2005
32 2008
33 2007
35 2010

FEWEST, GAME

0 13 times, last at Chicago, 11/11/12
1 42 times, last at Indianapolis, 12/30/12
2 52 times, last at Arizona, 11/10/13

MOST YARDS, SEASON

529 2011
512 2002
449 2009
414 2012
386 2008

MOST YARDS, GAME

125 vs. Oakland, 11/17/13
100 at Arizona, 10/11/09
92 vs. Baltimore, 12/15/02
91 at Jacksonville, 11/27/11
91 vs. Indianapolis, 9/11/11

FEWEST YARDS, SEASON

223 2005
235 2010
242 2006
266 2003
287 2007

FEWEST YARDS, GAME

-12 vs. Detroit, 10/19/08
-6 at Denver, 11/7/04
-4 at Tennessee, 12/2/07
-3 at Philadelphia, 12/10/07
-2 Three times, last at Miami, 12/27/09

HIGHEST AVERAGE, SEASON

12.1 2008
10.9 2012
10.5 2006
10.4 2011
10.0 2009

HIGHEST AVERAGE, GAME (MINIMUM 4 RETURNS)

21.8 vs. Miami, 10/12/08
20.0 at Arizona, 10/11/09
18.3 at Buffalo, 11/1/09
17.9 vs. Oakland, 11/17/13
16.8 at Tennessee, 12/2/12

LOWEST AVERAGE, SEASON

6.7 2010
6.7 2003
7.4 2005
8.2 2004
8.7 2007

LOWEST AVERAGE, GAME (MINIMUM 4 RETURNS)

-6.0 vs. Detroit, 10/19/08
-2.0 at Denver, 11/7/04
-2.0 vs. Tennessee (OT), 12/10/06
-1.3 at Tennessee, 12/2/07
-1.0 Three times, last at Miami, 12/27/09

MOST RETURNS, SEASON, OPPONENT

58 2002
48 2012
43 2003
36 2006
33 2005

MOST RETURNS, GAME, OPPONENT

7 vs. Dallas, 9/8/02
6 Seven times, last at Arizona, 11/10/13
5 Four times, last vs. Oakland, 10/9/11
4 18 times, last vs. Oakland, 11/17/13

FEWEST PUNT RETURNS, SEASON, OPPONENT

19 2007
21 2008
24 2009
29 2010
30 2004

FEWEST PUNT RETURNS, GAME, OPPONENT

0 18 times, last at New York Jets, 10/8/12
1 52 times, last vs. Indianapolis, 11/3/13
2 55 times, last vs. Indianapolis, 12/16/12

MOST PUNT RETURN YARDS, SEASON, OPPONENT

483 2012
407 2003
328 2002
307 2011
275 2006

MOST PUNT RETURN YARDS, GAME, OPPONENT

93 at Baltimore, 9/22/13
80 Twice, last at Oakland, 12/21/08
76 vs. Miami, 9/9/12
74 at Arizona, 11/10/13
73 vs. Kansas City, 9/21/03

FEWEST PUNT RETURN YARDS, SEASON, OPPONENT

104 2009
151 2007
219 2005
233 2010
235 2008

FEWEST PUNT RETURN YARDS, GAME, OPPONENT

-4 vs. Oakland, 10/4/09
-3 at Pittsburgh, 9/7/08
-2 at San Diego, 9/15/02
-1 at Indianapolis, 12/1/02
0 30 times, last at New York Jets, 10/8/12

HIGHEST PUNT RETURN AVERAGE, SEASON, OPPONENT

11.2 2008
10.1 2012
9.6 2011
9.5 2003
8.8 2004

HIGHEST PUNT RETURN AVERAGE, GAME, OPPONENT (MINIMUM 4 RETURNS)

17.3 at Jacksonville, 10/27/02
16.0 vs. Indianapolis, 9/22/02
12.5 at New England, 12/10/12
12.3 at Arizona, 11/10/13
10.8 at Tennessee, 12/2/12

LOWEST PUNT RETURN AVERAGE, SEASON, OPPONENT

4.3 2009
5.7 2002
6.6 2005
7.6 2006
7.9 2007

LOWEST PUNT RETURN AVERAGE, GAME, OPPONENT (MINIMUM 4 RETURNS)

-0.3 at San Diego, 9/15/03
-0.2 at Indianapolis, 12/1/02
1.0 at Jacksonville, 11/27/11
1.0 vs. Carolina, 12/18/11
1.4 vs. Dallas, 9/8/02

MOST TOUCHDOWNS, PUNT RETURNS

2 2008
1 2002 and 2013

MOST TOUCHDOWNS, PUNT RETURNS, OPPONENT

1 2013
1 2012
1 2008
1 2006
1 2005
1 2003

TEAM RECORDS

Game #12 • Houston Texans vs. New England Patriots • Sunday, Dec. 1, 2013

KICKOFF RETURNS

MOST, SEASON

84 2005
80 2003
77 2002
74 2007
72 2008

MOST, GAME

8 Four times, last at Indianapolis, 11/16/08
7 19 times, last at New York Jets, 11/21/10
6 12 times, last at Philadelphia, 12/2/10
5 37 times, last at Arizona, 11/10/13

FEWEST, SEASON

29 2011
44 2012
64 2009
67 2010
69 2004

FEWEST, GAME

0 Four times, last at Tampa Bay, 11/13/11
1 13 times, last vs. Indianapolis, 12/16/12
2 14 times, last vs. Tennessee, 9/30/12

MOST YARDS, SEASON

2,173 2005
1,961 2007
1,700 2003
1,609 2006
1,550 2008

MOST YARDS, GAME

278 vs. Kansas City, 11/20/05
266 vs. Indianapolis, 10/23/05
234 vs. Jacksonville, 12/30/07
233 vs. Indianapolis, 9/23/07
207 at Indianapolis, 11/16/08

FEWEST YARDS, SEASON

730 2011
953 2012
1,326 2010
1,449 2009
1,450 2004

FEWEST YARDS, GAME

0 Five times, last at Denver, 9/23/12
14 at Tennessee, 12/2/12
17 vs. Baltimore, 10/21/12
18 vs. Indianapolis, 12/16/12
22 vs. Tennessee, 11/28/10

HIGHEST AVERAGE, SEASON

26.5 2007
25.9 2005
25.2 2011
22.7 2006
22.6 2009

HIGHEST AVERAGE, GAME (MINIMUM 4 RETURNS)

46.8 vs. Jacksonville, 12/30/07
38.0 vs. Indianapolis, 10/23/05
35.4 vs. Cleveland, 10/30/05
34.8 vs. Kansas City, 11/20/05
33.3 vs. Indianapolis, 9/23/07

LOWEST AVERAGE, SEASON

19.8 2010
19.9 2002
21.0 2004
21.3 2003
21.7 2012
21.5 2008

LOWEST AVERAGE, GAME (MINIMUM 4 RETURNS)

10.7 at Buffalo, 11/16/03
11.5 at Chicago, 12/19/04
11.8 at Cincinnati, 12/11/11
13.3 vs. Jacksonville, 12/24/05
13.5 at Detroit, 9/19/04

MOST RETURNS, SEASON, OPPONENT

73 2008
72 2010
71 2009
69 2007
62 2012

MOST RETURNS, GAME, OPPONENT

7 Six times, last vs. Baltimore, 10/21/12
6 19 times, last vs. Jacksonville (OT), 11/18/12
5 28 times, last vs. Tennessee, 9/30/12
4 43 times, last at Indianapolis, 12/30/12

FEWEST RETURNS, SEASON, OPPONENT

46 2011
52 2006
52 2002
53 2003
55 2005

FEWEST RETURNS, GAME, OPPONENT

1 17 times, last vs. Jacksonville, 11/24/13
2 23 times, last at Arizona, 11/10/13
3 40 times, last vs. Oakland, 11/17/13

MOST RETURN YARDS, SEASON, OPPONENT

1,741 2010
1,630 2008
1,597 2009
1,595 2012
1,593 2007

MOST RETURN YARDS, GAME, OPPONENT

233 vs. Baltimore (OT), 12/13/10
201 vs. Baltimore, 10/21/12
199 vs. Oakland, 10/3/04
191 vs. Miami, 10/7/07
189 at Buffalo, 11/1/09

FEWEST RETURN YARDS, SEASON, OPPONENT

1,030 2011
1,149 2003
1,156 2002
1,194 2005
1,215 2006

FEWEST RETURN YARDS, GAME, OPPONENT

7 at New England, 12/10/12
13 at Tampa Bay, 12/14/03
14 at Indianapolis, 11/8/09
17 Twice, last at Indianapolis, 12/22/11
19 Twice, last vs. Pittsburgh, 9/18/05

HIGHEST RETURN AVERAGE, SEASON, OPPONENT

25.7 2012
24.2 2010
23.4 2006
23.1 2007
23.1 2004

HIGHEST RETURN AVERAGE, GAME, OPPONENT (MINIMUM 4 RETURNS)

42.5 at Indianapolis, 12/30/12
42.0 at Cleveland, 10/20/02
39.3 at Detroit, 9/19/04
38.8 vs. Baltimore (OT), 12/13/10
36.3 vs. Tennessee, 10/9/05

LOWEST RETURN AVERAGE, SEASON, OPPONENT

21.7 2005
21.7 2003
22.2 2002
22.3 2008
22.4 2011

LOWEST RETURN AVERAGE, GAME, OPPONENT (MINIMUM 4 RETURNS)

13.0 vs. Buffalo, 11/4/12
14.3 at Jacksonville, 10/30/11
15.0 vs. Green Bay, 11/21/04
15.8 vs. Dallas, 9/8/02
18.5 at New Orleans, 9/14/03

MOST TOUCHDOWNS, KICKOFF RETURNS, SEASON

4 2007
2 2005
1 2009

MOST TOUCHDOWNS, KICKOFF RETURNS, GAME

2 vs. Jacksonville, 12/30/7
1 vs. Oakland, 10/4/09
1 vs. Tampa Bay, 12/9/07
1 vs. Indianapolis, 9/23/07
1 vs. Kansas City, 10/23/05
1 vs. Indianapolis, 10/23/05

MOST TOUCHDOWNS, KICKOFF RETURNS, SEASON, OPPONENT

2 2012
1 2010
1 2006
1 2004
1 2002

MOST TOUCHDOWNS, KICKOFF RETURNS, GAME, OPPONENT

1 at Indianapolis, 12/30/12
1 at New York Jets, 10/8/12
1 vs. Baltimore (OT), 12/13/10
1 at New England, 12/17/06
1 at Detroit, 9/19/04
1 at Cleveland, 10/20/02

TEAM RECORDS

Game #12 • Houston Texans vs. New England Patriots • Sunday, Dec. 1, 2013

FUMBLES

MOST FUMBLES, SEASON

34 2002
30 2005
28 2006 and 2008
26 2007
22 2004
21 2009
20 2011
18 2003
15 2010
11 2012

MOST FUMBLES, GAME

5 Three times, last at Green Bay, 12/7/08
4 Nine times, last at Cincinnati, 12/11/11
3 20 times, last vs. Oakland, 11/17/13
2 41 times, last at Kansas City, 10/20/13

MOST FUMBLES LOST, SEASON

17 2007
14 2002
12 2006 and 2008
11 2004, 2005, 2009 and 2011

MOST FUMBLES LOST, GAME

3 at Cincinnati, 12/11/11
3 at Green Bay, 12/7/08
3 vs. Tennessee, 10/21/07
3 at Tennessee, 10/29/06

MOST TOUCHDOWNS, FUMBLE RECOVERY, SEASON

3 2007 and 2004
2 2009 and 2006
1 2002 and 2011

MOST TOUCHDOWNS, FUMBLE RECOVERY, GAME

1 12 times, most recent at Baltimore, 10/16/11

MOST FUMBLES, SEASON, OPPONENT

25 2009
24 2005
23 2007
23 2002, 2012
22 2004
19 2008
18 2003 and 2011
16 2006 and 2010

MOST FUMBLES, GAME, OPPONENT

5 at Chicago, 12/19/04
4 Five times, last at Denver, 12/26/10
3 19 times, last vs. Seattle, 9/29/13
2 34 times, last at Arizona, 11/10/13

MOST FUMBLES LOST, SEASON, OPPONENT

14 2007, 2012
13 2009
11 2002, 2006
10 2008, 2011
9 2005
8 2003, 2004

MOST FUMBLES LOST, GAME, OPPONENT

3 Four times, last at Tennessee, 12/2/12
2 24 times, last at Arizona, 11/10/13

MOST TOUCHDOWNS, FUMBLE RECOVERY, SEASON, OPPONENT

2 2006
1 Eight times, last 2012

MOST TOUCHDOWNS, FUMBLE RECOVERY, GAME, OPPONENT

1 12 times, last at Arizona, 11/10/13

INTERCEPTIONS

MOST INTERCEPTIONS THROWN, SEASON

21 2007
20 2008
18 2003
17 2009
15 2002

MOST INTERCEPTIONS THROWN, GAME

4 Three times, last vs. Baltimore, 11/9/08
3 10 times, last at San Francisco, 10/6/13
2 35 times, last vs. St. Louis, 10/13/13

FEWEST INTERCEPTIONS THROWN, SEASON

9 2011
12 2010
13 2005, 2006, 2012
14 2004

FEWEST INTERCEPTIONS THROWN, GAME

0 69 times, last at Arizona, 11/10/13
1 69 times, last vs. Jacksonville, 11/24/13

MOST INTERCEPTIONS THROWN, SEASON, OPPONENT

22 2004
17 2011
15 2012
14 2003, 2009
13 2010

MOST INTERCEPTIONS THROWN, GAME, OPPONENT

4 Twice, last at Jacksonville, 11/12/06
3 Eight times, last at Tennessee, 12/2/12
2 29 times, last at Chicago, 11/11/12

FEWEST INTERCEPTIONS THROWN, SEASON, OPPONENT

7 2005
10 2002
11 2006 and 2007
12 2008
13 2010

FEWEST INTERCEPTIONS THROWN, GAME, OPPONENT

0 83 times, last vs. Jacksonville, 11/24/13
1 58 times, last at Arizona, 11/10/13

MOST INTERCEPTION RETURN YARDS, SEASON

393 2004
332 2012
212 2009
205 2003
196 2011

MOST INTERCEPTION RETURN YARDS, GAME

135 at Pittsburgh, 12/8/02
118 vs. Tennessee, 9/30/12
102 at Kansas City, 9/26/04
95 vs. Tennessee, 12/21/03
90 at New York Jets, 10/8/12
86 vs. Oakland, 10/3/04

MOST INTERCEPTION RETURN YARDS, SEASON, OPPONENT

294 2009
277 2002
230 2007
225 2005
221 2008

MOST INTERCEPTION RETURN YARDS, GAME, OPPONENT

106 vs. Cincinnati, 11/3/02
99 at Tennessee, 9/21/08
96 at San Diego, 10/28/07
91 vs. New England, 1/3/10
77 at Indianapolis, 11/14/04

TOTAL TURNOVERS

MOST GIVEAWAYS, SEASON

38 2007 (21 interceptions, 17 fumbles)
32 2008 (20 interceptions, 12 fumbles)
29 2002 (15 interceptions, 14 fumbles)
28 2009 (17 interceptions, 11 fumbles)
27 2003 (18 interceptions, 9 fumbles)

FEWEST GIVEAWAYS, SEASON

17 2012 (13 interceptions, 4 fumbles)
18 2010 (12 interceptions, 6 fumbles)
20 2011 (9 interceptions, 11 fumbles)
24 2005 (13 interceptions, 11 fumbles)
25 2006 (13 interceptions, 12 fumbles)
25 2004 (14 interceptions, 11 fumbles)

MOST GIVEAWAYS, GAME

6 vs. Tennessee, 10/21/07 (3 fumbles, 3 interceptions)
5 at San Diego, 10/28/07 (1 fumble, 4 interceptions)
5 at Tennessee (OT), 10/29/06 (3 fumbles, 2 interceptions)
5 at Buffalo, 9/11/05 (2 fumbles, 3 interceptions)
4 11 times, last vs. St. Louis, 10/13/13 (2 interceptions, 2 fumbles)

FEWEST GIVEAWAYS, GAME

0 37 times, last vs. Indianapolis, 11/3/13
1 56 times, last at Arizona, 11/10/13

MOST TAKEAWAYS, SEASON

30 2004 (22 interceptions, 8 fumble recoveries)
29 2012 (15 interceptions, 14 fumble recoveries)
27 2009 (14 interceptions, 13 fumble recoveries)
27 2011 (17 interceptions, 10 fumble recoveries)
25 2007 (11 interceptions, 14 fumble recoveries)
22 2008 (12 interceptions, 10 fumble recoveries)
22 2006 (11 interceptions, 11 fumble recoveries)
22 2003 (14 interceptions, 8 fumble recoveries)

FEWEST TAKEAWAYS, SEASON

16 2005 (7 interceptions, 9 fumble recoveries)
18 2010 (13 interceptions, 5 fumble recoveries)
21 2002 (10 interceptions, 11 fumble recoveries)

TEAM RECORDS

Game #12 • Houston Texans vs. New England Patriots • Sunday, Dec. 1, 2013

TOTAL TURNOVERS (CONTINUED)

MOST TAKEAWAYS, GAME

- 6 at Tennessee, 12/2/12 (3 interceptions, 3 fumble recoveries)
- 5 at Pittsburgh, 12/8/02 (2 interceptions, 3 fumble recoveries)
- 5 vs. Jacksonville, 9/28/03 (3 interceptions, 2 fumble recoveries)
- 5 vs. Oakland, 10/3/04 (3 interceptions, 2 fumble recoveries)
- 5 at Oakland, 12/3/06 (2 interceptions, 3 fumble recoveries)
- 5 at Cleveland, 11/23/08 (3 interceptions, 2 fumble recoveries)

FEWEST TAKEAWAYS, GAME

- 0 49 times, last vs. Jacksonville, 11/24/13
- 1 60 times, last at San Diego, 9/9/13 (1 interception)

SAFETIES

SEASON

- 3 2002
- 2 2009
- 1 2013

SEASON, OPPONENTS

- 2 2003
- 1 2012
- 1 2008
- 1 2004
- 1 2002

GAME

- 1 vs. Baltimore, 10/21/12
- 1 at Jacksonville, 12/6/09
- 1 vs. Oakland, 10/4/09
- 1 vs. Baltimore, 12/15/02
- 1 vs. New York Giants, 11/24/02
- 1 vs. Dallas, 9/8/02
- 1 vs. Tennessee, 9/15/13

GAME, OPPONENT

- 2 at Buffalo, 11/16/03
- 1 at Denver, 9/23/12
- 1 at Jacksonville, 10/27/02
- 1 vs. Baltimore, 11/9/08
- 1 at Chicago, 12/19/04

PENALTIES

MOST PENALTIES, SEASON

- 136 2002
- 121 2003
- 108 2012
- 106 2004, 2005
- 99 2011

MOST PENALTIES, GAME

- 14 at Baltimore, 9/22/13
- 14 at Indianapolis, 12/1/02
- 13 at Indianapolis, 11/8/09
- 13 at Seattle, 10/16/05
- 12 at San Diego, 9/15/02

FEWEST PENALTIES, SEASON

- 80 2008
- 82 2007
- 90 2006, 2010
- 95 2009

FEWEST PENALTIES, GAME

- 1 Six times, last vs. Tennessee, 9/30/12
- 2 Seven times, last vs. Jacksonville, 11/24/13
- 3 14 times, last at Chicago, 11/11/12
- 4 18 times, last vs. Miami, 9/9/12
- 5 30 times, last vs. Indianapolis, 11/3/13

MOST YARDS PENALIZED, SEASON

- 1,011 2002
- 961 2003
- 928 2004
- 873 2012
- 854 2005
- 852 2011

MOST YARDS PENALIZED, GAME

- 129 vs. Indianapolis, 11/29/09
- 127 vs. Tennessee, 12/14/08
- 113 at Baltimore, 9/22/13
- 103 at Indianapolis, 11/8/09
- 97 at Tennessee, 12/2/12

FEWEST YARDS PENALIZED, SEASON

- 636 2007
- 664 2008
- 690 2010
- 761 2006
- 833 2009

FEWEST YARDS PENALIZED, GAME

- 3 vs. Tennessee, 9/30/12
- 5 Three times, last vs. Oakland, 10/4/09
- 10 at Tennessee, 9/21/08
- 15 Nine times, last vs. Cleveland, 11/6/11
- 17 vs. Jacksonville, 10/22/06

MOST PENALTIES, SEASON, OPPONENT

- 123 2004
- 105 2005 and 2010
- 102 2002
- 96 2006 and 2003

MOST PENALTIES, GAME, OPPONENT

- 14 at Cincinnati, 10/2/05
- 13 Twice, last vs. Oakland, 10/3/04
- 12 Twice, last at Tennessee, 12/19/10
- 11 Six times, last vs. Oakland, 10/9/11
- 10 Five times, last vs. Tennessee, 11/28/10

FEWEST PENALTIES, SEASON, OPPONENT

- 81 2007 and 2008
- 88 2011
- 90 2012
- 92 2009
- 96 2003 and 2006

FEWEST PENALTIES, GAME, OPPONENT

- 1 Twice, last at New York Jets, 11/26/06
- 2 10 times, last vs. Jacksonville, 1/2/11
- 3 14 times, last vs. Indianapolis, 11/3/13
- 4 27 times, last at Tennessee, 12/2/12
- 5 28 times, last at Arizona, 11/10/13

MOST YARDS PENALIZED, SEASON, OPPONENT

- 979 2004
- 955 2002
- 863 2012
- 851 2010
- 846 2005

MOST YARDS PENALIZED, GAME, OPPONENT

- 128 vs. Buffalo, 10/13/02
- 126 vs. Washington, 9/24/06
- 117 Twice, last at Cincinnati, 10/2/05
- 100 vs. Cincinnati, 11/3/02
- 90 vs. Green Bay, 11/21/04

FEWEST YARDS PENALIZED, SEASON, OPPONENT

- 614 2007
- 659 2008
- 686 2011
- 728 2009
- 767 2003

FEWEST YARDS PENALIZED, GAME, OPPONENT

- 5 Twice, last at New York Jets, 11/26/06
- 9 vs. New York Jets, 10/19/03
- 10 Twice, last vs. Chicago, 12/28/08
- 13 at Indianapolis, 10/26/03
- 14 at Oakland, 12/21/08

MOST PENALTIES, SEASON, BOTH TEAMS

- 238 2002
- 229 2004
- 217 2003
- 211 2005
- 198 2012

MOST PENALTIES, GAME, BOTH TEAMS

- 24 Texans 14 at Baltimore 10, 9/22/13
- 24 Texans 11 vs. Buffalo 13, 10/13/02
- 23 Twice, last Texans 9 at Cincinnati 14, 10/2/05
- 21 Twice, last Texans 9 at Tennessee 12, 12/19/10
- 20 Twice, last Texans 11 at New Orleans 9, 9/14/03

FEWEST PENALTIES, SEASON, BOTH TEAMS

- 161 2008
- 163 2007
- 186 2006
- 187 2011, 2009
- 195 2010

FEWEST PENALTIES, GAME, BOTH TEAMS

- 3 Texans 1 at Oakland 2, 12/21/08
- 4 Texans 2 at Jacksonville 2, 9/28/08
- 5 Texans 1 vs. Miami 4, 10/12/08
- 6 Four times, last Texans 2 vs. Cleveland 4, 11/6/11

MOST YARDS PENALIZED, SEASON, BOTH TEAMS

- 1,966 2002
- 1,907 2004
- 1,728 2003
- 1,700 2005
- 1,648 2012

MOST YARDS PENALIZED, GAME, BOTH TEAMS

- 207 Texans 90 at Cincinnati 117, 10/2/05
- 203 Texans 75 vs. Buffalo 128, 10/13/02
- 200 Texans 113 at Baltimore 87, 9/22/13
- 197 Texans 80 vs. Dallas 117, 9/8/02
- 191 Texans 127 vs. Tennessee 64, 12/14/08

TEAM RECORDS

Game #12 • Houston Texans vs. New England Patriots • Sunday, Dec. 1, 2013

ATTENDANCE RECORDS

TOP 10 HOME ATTENDANCE

Attendance	Date	Opponent	Result
71,778	11/3/13	Indianapolis	L, 27-24
71,756	9/22/13	Seattle	L, 23-20 (OT)
71,726	11/17/13	Oakland	L, 28-23
71,718	9/15/13	Tennessee	W, 30-24 (OT)
71,708	10/21/12	Baltimore	W, 43-13
71,702	10/14/12	Green Bay	L, 42-24
71,702	12/16/12	Indianapolis	W, 29-17
71,698	11/4/12	Buffalo	W, 21-9
71,688	12/23/12	Minnesota	L, 23-6
71,676	11/18/12	Jacksonville	W, 43-37 (OT)

TOP 10 ROAD ATTENDANCE

Attendance	Date	Opponent	Result
88,240	9/19/10	Washington	W, 30-27
79,088	10/8/12	N.Y. Jets	W, 23-17
78,843	11/21/10	N.Y. Jets	L, 30-27
78,485	11/5/06	N.Y. Giants	L, 14-10
77,875	12/5/04	N.Y. Jets	L, 29-7
77,433	9/26/04	Kansas City	W, 24-21
76,596	11/26/06	N.Y. Jets	L, 26-11
76,566	9/23/12	Denver	W, 31-25
74,292	11/7/04	Denver	L, 31-13
74,118	10/20/13	Kansas City	L, 17-16

OVERALL HOME ATTENDANCE

Year	Games	Total	Average
2002	8	559,322	69,915
2003	8	563,748	70,468
2004	8	565,192	70,649
2005	8	562,397	70,300
2006	8	561,469	70,184
2007	8	564,159	70,520
2008	8	563,364	70,421
2009	8	564,864	70,608
2010	8	568,643	71,081
2011	8	571,969	71,496
2012	8	573,321	71,665
2013	6	429,741	71,624

OVERALL ROAD ATTENDANCE

Year	Games	Total	Average
2002	8	502,400	62,800
2003	8	497,942	62,242
2004	8	544,857	68,107
2005	8	532,541	66,568
2006	8	524,974	65,622
2007	8	515,869	64,483
2008	8	512,254	64,032
2009	8	484,976	60,622
2010	8	539,982	67,498
2011	8	487,733	60,967
2012	8	540,654	67,582
2013	5	335,385	67,077