

# denver broncos

2013 weekly press release



## Media Relations Staff

Patrick Smyth, *Executive Director of Media Relations* • (303-264-5536) • patrick.smyth@broncos.nfl.net  
 Rebecca Villanueva, *Media Services Manager* • (303-264-5598) • rebecca.villanueva@broncos.nfl.net  
 Erich Schubert, *Media Relations Manager* • (303-264-5503) • erich.schubert@broncos.nfl.net

**2 World Championships • 6 Super Bowls • 8 AFC Title Games • 12 AFC West Titles • 19 Playoff Berths • 26 Winning Seasons**

FOR IMMEDIATE RELEASE

TUESDAY, NOV. 19, 2013

## BRONCOS travel to foxborough for conference tilt with patriots



### Denver Broncos (9-1) at New England Patriots (7-3)

Sunday, Nov. 24, 2013 • 8:30 p.m. EST

Gillette Stadium (68,756) • Foxborough, Mass.



## GAME INFORMATION

After knocking off the previously unbeaten Kansas City Chiefs last week, the Denver Broncos (9-1) will try to stay atop the AFC standings when they travel to Foxborough, Mass., to square off against the New England Patriots (7-3) on NBC's *Sunday Night Football*. Kickoff at Gillette Stadium is scheduled for 8:30 p.m. EST.

### BROADCAST INFORMATION:

**TELEVISION: KUSA-TV (NBC 9):** Al Michaels (play-by-play) and Cris Collinsworth (color commentary) will call the game with Michele Tafoya reporting from the sidelines.

**NATIONAL RADIO: WestwoodOne Sports:** Kevin Kugler (play-by-play) and James Lofton (color commentary) will call the game with Hub Arkush reporting from the sidelines.

**LOCAL RADIO: KOA (850 AM)/The Fox (103.5 FM):** Dave Logan (play-by-play) and Ed McCaffrey (color commentary) will call the game with Alan Roach reporting from the sidelines.

**LOCAL RADIO: KMXA (1090 AM)/KJMN (92.1 FM):** Luis Canela (play-by-play) and Rafael Medina (color commentary) will call the game.

## QUICK HITS

\* - The Broncos own a 25-18 (.581) all-time record against the Patriots in the regular season, including a 9-9 mark in road games. *See Page 7*

\* - Earlier this season, **Owner & CEO Pat Bowlen** became the first owner in professional football history to reach 300 overall wins in his first 30 years. *See Page 6*

\* - Since **Executive Vice President of Football Operations John Elway** was hired in 2011 (and coming off a 4-12 record in 2010), the Broncos have tied for the third most wins in the NFL (30). *See Page 6*

\* - Broncos **QB Peyton Manning** has posted a 4-3 record in his last seven head-to-head matchups with Patriots **QB Tom Brady** after dropping the first six meetings between the two in his career. *See Page 12*

\* - **TE Julius Thomas** has posted 10 receiving touchdowns in 2013 to tie Hall of Famer **Shannon Sharpe** for the most by a tight end in franchise history. *See Page 19*

\* - Denver has forced an NFL-best 13 takeaways in the fourth quarter this season and owns a +6 turnover margin in the final frame. *See Page 20*

## BRONCOS 2013 SCHEDULE/RESULTS

### PRESEASON

Wk.	Day	Date	Opponent	Site	Time/Result	Rec.
1	Thu.	Aug. 8	at San Francisco	Candlestick Park	W, 10-6	1-0
2	Sat.	Aug. 17	at Seattle	CenturyLink Field	L, 40-10	1-1
3	Sat.	Aug. 24	ST. LOUIS	Sports Authority Field at Mile High	W, 27-26	2-1
4	Thu.	Aug. 29	ARIZONA	Sports Authority Field at Mile High	L, 32-24	2-2

### REGULAR SEASON

Wk.	Day	Date	Opponent	Site	Time/Result	TV/Rec.
1	Thu.	Sept. 5	BALTIMORE	Sports Authority Field at Mile High	W, 49-27	1-0
2	Sun.	Sept. 15	at N.Y. Giants	MetLife Stadium	W, 41-23	2-0
3	Mon.	Sept. 23	OAKLAND	Sports Authority Field at Mile High	W, 37-21	3-0
4	Sun.	Sept. 29	PHILADELPHIA	Sports Authority Field at Mile High	W, 52-20	4-0
5	Sun.	Oct. 6	at Dallas	AT&T Stadium	W, 51-48	5-0
6	Sun.	Oct. 13	JACKSONVILLE	Sports Authority Field at Mile High	W, 35-19	6-0
7	Sun.	Oct. 20	at Indianapolis	Lucas Oil Stadium	L, 39-33	6-1
8	Sun.	Oct. 27	WASHINGTON	Sports Authority Field at Mile High	W, 45-21	7-1
9	BYE					
10	Sun.	Nov. 10	at San Diego	Qualcomm Stadium	W, 28-20	8-1
11	Sun.	Nov. 17	KANSAS CITY	Sports Authority Field at Mile High	W, 27-17	9-1
12	Sun.	Nov. 24	at New England	Gillette Stadium	8:30 p.m. EST	NBC^
13	Sun.	Dec. 1	at Kansas City	Arrowhead Stadium	3:25 p.m. CST	CBS
14	Sun.	Dec. 8	TENNESSEE	Sports Authority Field at Mile High	2:05 p.m. MST	CBS
15	Thu.	Dec. 12	SAN DIEGO	Sports Authority Field at Mile High	6:25 p.m. MST	NFLN^
16	Sun.	Dec. 22	at Houston	Reliant Stadium	12 p.m. CST	CBS
17	Sun.	Dec. 29	at Oakland	O.co Coliseum	1:25 p.m. PST	CBS

^ - Nationally Televised Game

## 2013 AFC WEST STANDINGS

Team	W	L	T	PF	PA	Home	Road	AFC	NFC	DIV	Streak
Denver	9	1	0	398	255	6-0	3-1	5-1	4-0	3-0	Won 3
Kansas City	9	1	0	232	138	5-0	4-1	6-1	3-0	1-1	Lost 1
San Diego	4	6	0	228	222	2-2	2-4	2-5	2-1	0-2	Lost 3
Oakland	4	6	0	194	246	3-2	1-4	4-3	0-3	1-2	Won 1

## DENVER BRONCOS MEDIA ROOM

The Denver Broncos have a media-only website, which was created to assist accredited media in their coverage of the Broncos. By going to <http://media.denverbroncos.com>, members of the press will find weekly releases, press releases, rosters, depth charts, updated bios, transcripts, injury reports, game recaps, news clippings, photos, credential applications, a comprehensive historical database and much more.



## 2013 TEAM / INDIVIDUAL COMPARISONS

## BRONCOS/PATRIOTS 2013 TEAM COMPARISON

	BRONCOS	PATRIOTS
Record .....	9-1 .....	7-3
Division Standing .....	1st (AFCW) .....	1st (AFCE)
Turnover Margin (NFL Rank) .....	-2 (T-18th) .....	+7 (6th)

OFFENSE

Net Yards Per Game (NFL Rank) .....	455.5 (1st) ...	364.0 (11th)
Yards Per Play (NFL Rank) .....	6.4 (2nd) ...	5.2 (21st)
Points Per Game (NFL Rank) .....	39.8 (1st) ...	25.4 (8th)
Possession Average .....	29:38 .....	28:51
Net Rushing Yards Per Game .....	105.1 .....	126.9
Net Passing Yards Per Game .....	350.4 .....	237.1
Had Intercepted/Yards .....	6/105 .....	7/25
Sacks Allowed/Yards .....	13/78 .....	28/181
Fumbles/Lost .....	21/13 .....	13/5
Third Down Pct. (NFL Rank) .....	48.0% (2nd) ...	35.8% (21st)
Red Zone TD Pct. (NFL Rank) .....	79.1% (1st) ..	51.2% (21st)
Giveaways (NFL Rank) .....	19 (T-24th) ..	12 (T-4th)

DEFENSE

Net Yards Per Game (NFL Rank) .....	371.8 (23rd) ...	354.9 (20th)
Yards Per Play (NFL Rank) .....	5.4 (19th) ...	5.1 (11th)
Points Per Game (NFL Rank) .....	25.5 (23rd) ...	19.9 (7th)
Net Rushing Yards Per Game .....	92.7 .....	125.7
Net Passing Yards Per Game .....	279.1 .....	229.2
Intercepted By/Yards .....	13/136 .....	12/143
Sacks For/Yards .....	29/211 .....	32/211
Opponent Fumbles/Lost .....	12/4 .....	12/7
Third Down Pct. (NFL Rank) .....	37.6% (T-15th) ..	42.7% (29th)
Red Zone TD Pct. (NFL Rank) ...	59.0% (21st) ..	51.6% (11th)
Takeaways (NFL Rank) .....	17 (T-14th) ..	19 (T-10th)

SPECIAL TEAMS

Punts-Average Yards (Gross) .....	45.5 .....	46.1
Punts-Average Yards (Net) .....	40.5 .....	39.8
Punt Returns-Average Per .....	10.3 .....	11.6
Punt Returns-Average Per Allowed .....	9.6 .....	9.3
Kickoff Returns-Average Per .....	29.1 .....	21.9
Kickoff Returns-Average Per Allowed .....	24.6 .....	20.1
Field Goals Made/Attempted .....	14/15 .....	24/25

PENALTIES

Penalties Against/Yards .....	71/614 .....	46/457
Opponent Penalties Against/Yards .....	65/501 .....	73/608

BRONCOS/PATRIOTS  
2013 INDIVIDUAL COMPARISON

## BRONCOS

## PATRIOTS

PASSING YARDS

Manning .....	3,572	Brady .....	2,552
---------------	-------	-------------	-------

RUSHING YARDS

Moreno .....	600	Ridley .....	562
Ball .....	222	Blount .....	361
Hillman .....	182	Bolden .....	205

RECEIVING YARDS

D. Thomas .....	914	Edelman .....	500
Decker .....	792	Dobson .....	492
Welker .....	648	Thompkins .....	394
J. Thomas .....	590	Gronkowski .....	343

POINTS SCORED

Prater .....	92	Gostkowski .....	98
J. Thomas .....	60	Ridley .....	42
Three players .....	54	Dobson, Thompkins .....	24

INTERCEPTIONS

Harris, Trevathan .....	3	Talib .....	4
Moore, Rodgers-Cromartie ...	2	Harmon .....	2
Three players .....	1	Six players .....	1

SACKS

Phillips .....	9.0	Chandler Jones .....	9.5
Ayers .....	4.5	Chris Jones, Ninkovich ...	5.0
Jackson, Wolfe .....	4.0	Kelly .....	2.5

DEFENSIVE TACKLES (PRESS BOX TOTALS)

Trevathan .....	79	Spikes .....	60
Woodyard .....	56	Three players .....	55
Ihenacho .....	54	Ninkovich .....	54

KICKOFF RETURNS (AVG.)

Holliday .....	16 (31.9)	Blount .....	15 (23.3)
Unrein .....	1 (8.0)	McCourty .....	4 (20.3)
Jackson .....	1 (6.0)	Washington .....	1 (19.0)

PUNT RETURNS (AVG.)

Holliday .....	25 (10.0)	Edelman .....	26 (11.5)
Welker .....	2 (13.5)	Amendola .....	1 (13.0)

FIELD GOALS

Prater .....	14/15 (93.3%)	Gostkowski	24/25 (96.0%)
--------------	---------------	------------	---------------

PUNTS (GROSS/NET AVG.)

Colquitt .....	39 (45.5/40.5)	Allen .....	50 (46.1/39.8)
----------------	----------------	-------------	----------------



## BRONCOS-PATRIOTS SERIES RESULTS / NOTABLE PERFORMANCES

BRONCOS/PATRIOTS SERIES BREAKDOWN  
(REGULAR SEASON)

<b>Series Meetings:</b>	43
<b>Broncos Record:</b>	25-18-0 (Home: 16-9-0 / Away: 9-9-0)
<b>First Game:</b>	Den. 13, at Bos. 10 (9/9/60)
<b>Last Game:</b>	at N.E. 31, Den. 21 (10/7/12)
<b>Current Streak:</b>	Lost 2
<b>Longest Den. Win Streak:</b>	10 (11/4/84 - 9/7/98)
<b>Longest N.E. Win Streak:</b>	4 (9/16/61 - 11/11/62)
<b>Last Den. Home Win:</b>	at Den. 20, N.E. 17 OT (10/11/09)
<b>Last Den. Home Loss:</b>	N.E. 41, at Den. 23 (12/18/11)
<b>Last Den. Road Win:</b>	Den. 17, at N.E. 7 (9/24/06)
<b>Last Den. Road Loss:</b>	at N.E. 31, Den. 21 (10/7/12)
<b>Den. Shutouts:</b>	None
<b>N.E. Shutouts:</b>	None
<b>Most Den. Points:</b>	45, 2x, last (11/11/79): at Den. 45, N.E. 10
<b>Most N.E. Points:</b>	45 (9/16/61): at Bos. 45, Den. 17
<b>Total Den. Points:</b>	992
<b>Total N.E. Points:</b>	906
<b>Average Den. Points:</b>	23.1
<b>Average N.E. Points:</b>	21.1
<b>Largest Den. Win:</b>	35 (11/11/79): at Den. 45, N.E. 10
<b>Largest N.E. Win:</b>	34 (10/20/08): at N.E. 41, Den. 7
<b>Most Pts., Both Teams:</b>	66 (12/17/72): at Den. 45, N.E. 21
<b>Fewest Pts., Both Teams:</b>	15 (10/27/91): Den. 9, at N.E. 6

## BRONCOS vs. PATRIOTS: NOTABLE PERFORMANCES

**S MIKE ADAMS** — 12 tackles (6 solo), 1 fumble recovery (*Den. at N.E. 10/7/12*).  
**CB CHAMP BAILEY** — 6 solo tackles, 1 INT (0 yds.) (*Den. vs. N.E., 9/28/03*). 2 solo tackles, 1 INT (100 yds.), 1 PD (*Den. vs. N.E., 1/14/06*).  
**S DAVID BRUTON** — 7 tackles (3 solo) (*Den. at N.E., 1/14/12*).  
**P BRITTON COLQUITT** — 3 punts for 165 yards (55.0 avg./47.3 net), 1 inside the 20 (*Den. vs. N.E. 12/18/11*).  
**CB CHRIS HARRIS** — 9 solo tackles (*Den. vs. N.E., 12/18/11*). 7 tackles (3 solo) (*Den. at N.E., 1/14/12*).  
**CB QUENTIN JAMMER** — 7 solo tackles, 1 fumble recovery (*S.D. at N.E. 9/16/07*). 3 solo tackles, 1 INT (2 yds.), 5 PD (*S.D. vs. N.E. 10/12/08*). 2 solo tackles, 1 INT (0 yds.), 3 PD (*S.D. vs. N.E. 1/20/08*).  
**LB PARIS LENON** — 8 tackles (7 solo) (*Ari. at N.E. 9/16/12*).  
**QB PEYTON MANNING** — 16-of-20 (80.0 pct.), 268 yards, 3 TD (158.3 rtg.) (*Ind. vs. N.E., 10/22/00*). 22-of-34 (64.7 pct.), 335 yards, 1 TD (106.9 rtg.) (*Ind. vs. N.E. 10/21/01*). 38-of-37 (75.7 pct.), 321 yards, 3 TD (117.1 rtg.) (*Ind. at N.E. 11/7/05*). 21-of-29 (72.4 pct.), 254 yards, 2 TD (121.9 rtg.) (*Ind. vs. N.E., 11/2/08*). 31-of-44 (70.5 pct.), 337 yards, 3 TD (116.2 rtg.) (*Den. at N.E. 10/7/12*).  
**LB VON MILLER** — 8 tackles (7 solo), 2.0 sacks (7 yds.), 1 PD, 1 forced fumble (*Den. at N.E. 10/7/12*).  
**S RAHIM MOORE** — 7 tackles (6 solo), 1 PD (*Den. vs. N.E. 12/18/11*). 12 tackles (6 solo) (*Den. at N.E. 10/7/12*).  
**DE SHAUN PHILLIPS** — 5 solo tackles, 1.0 sack (5 yds.) (*S.D. vs. N.E. 10/24/10*). 4 tackles (3 solo), 1.0 sack (6 yds.), 1 PD (*S.D. at N.E. 9/18/11*).  
**WR DEMARIUS THOMAS** — 7 catches for 116 yards (16.6 avg.) (*Den. at N.E., 12/18/11*). 9 receptions for 180 yards (20.0 avg.) (*Den. at N.E. 10/7/12*).  
**WR WES WELKER** — 2 punt returns for 87 yards (43.5 avg.), 5 kick returns for 139 yards (27.8 avg.) (*Mia. vs. N.E. 12/20/04*). 2 receptions for 61 yards (30.5 avg.), 4 kick returns for 112 yards (28.0 avg.) (*Mia. vs. N.E. 11/13/05*).  
**DE DEREK WOLFE** — 4 tackles (2 solo), 1.0 sack (3 yds.) (*Den. at N.E. 10/7/12*).  
**LB WESLEY WOODYARD** — 8 tackles (5 solo) (*Den. vs. N.E., 12/18/11*). 11 tackles (5 solo), 0.5 sacks (10 yds.) (*Den. vs. N.E. 10/7/12*).

## BRONCOS/PATRIOTS ALL-TIME RESULTS

Season (Date)	W/L	Result	Site
1960 (9/9)	W	Denver 13, @Boston 10	Boston University Field
1960 (10/23)	W	@Denver 31, Boston 24	Bears Stadium
1961 (9/16)	L	@Boston 45, Denver 17	Boston University Field
1961 (12/3)	L	Boston 28, @Denver 24	Bears Stadium
1962 (9/21)	L	@Boston 41, Denver 16	Boston University Field
1962 (11/11)	L	Boston 33, @Denver 29	Bears Stadium
1963 (9/29)	W	@Denver 14, Boston 10	Bears Stadium
1963 (10/18)	L	@Boston 40, Denver 21	Fenway Park
1964 (10/4)	L	Boston 39, @Denver 10	Bears Stadium
1964 (11/20)	L	@Boston 12, Denver 7	Fenway Park
1965 (9/24)	W	Denver 27, @Boston 10	Fenway Park
1965 (12/12)	L	Boston 28, @Denver 20	Bears Stadium
1966 (9/18)	L	Boston 24, @Denver 10	Bears Stadium
1966 (11/6)	W	Denver 17, @Boston 10	Fenway Park
1967 (9/3)	W	@Denver 26, Boston 21	Bears Stadium
1968 (9/29)	L	Boston 20, @Denver 17	Bears Stadium
1968 (11/3)	W	Denver 35, @Boston 14	Fenway Park
1969 (9/14)	W	@Denver 35, Boston 7	Mile High Stadium
1972 (12/17)	W	@Denver 45, New England 21	Mile High Stadium
1976 (11/28)	L	@New England 38, Denver 14	Schaefer Stadium
1979 (11/11)	W	@Denver 45, New England 10	Mile High Stadium
1980 (9/29)	L	@New England 23, Denver 14	Schaefer Stadium
1984 (11/4)	W	@Denver 26, New England 19	Mile High Stadium
1986 (9/28)	W	@Denver 27, New England 20	Mile High Stadium
1986 (1/4)	W	@Denver 22, New England 17*	Mile High Stadium
1987 (12/6)	W	@Denver 31, New England 20	Mile High Stadium
1988 (12/17)	W	@Denver 21, New England 10	Mile High Stadium
1991 (10/27)	W	Denver 9, @New England 6	Foxboro Stadium
1991 (12/1)	W	@Denver 20, New England 3	Mile High Stadium
1995 (10/8)	W	Denver 37, @New England 3	Foxboro Stadium
1996 (11/17)	W	Denver 34, @New England 8	Foxboro Stadium
1997 (10/6)	W	@Denver 34, New England 13	Mile High Stadium
1998 (9/7)	W	@Denver 27, New England 21	Mile High Stadium
1999 (10/24)	L	@New England 24, Denver 23	Foxboro Stadium
2000 (10/1)	L	New England 28, @Denver 19	Mile High Stadium
2001 (10/28)	W	@Denver 31, New England 20	INVESCO Field at Mile High
2002 (10/27)	W	Denver 24, @New England 16	Gillette Stadium
2003 (11/3)	L	New England 30, @Denver 26	INVESCO Field at Mile High
2005 (10/16)	W	@Denver 28, New England 20	INVESCO Field at Mile High
2005 (1/14)	W	@Denver 27, New England 13*	INVESCO Field at Mile High
2006 (9/24)	W	Denver 17, @New England 7	Gillette Stadium
2008 (10/20)	L	@New England 41, Denver 7	Gillette Stadium
2009 (10/11)	W	@Denver 20, New England 17 OT	INVESCO Field at Mile High
2011 (12/18)	L	New England 41, @Denver 23	Sports Authority Field at Mile High
2011 (1/14)	L	@New England 45, Denver 10*	Gillette Stadium
2012 (10/7)	L	@New England 31, Denver 21	Gillette Stadium

\* - AFC Divisional Playoff Game





## CONNECTIONS / WHAT TO WATCH FOR / NFL WEEK 12 SCHEDULE

### BRONCOS vs. PATRIOTS CONNECTIONS

#### CROSSING PATHS (COLLEGE)

Broncos **DE Derek Wolfe** played one season (2011) with Patriots **WR Kenbrell Thompkins** at Cincinnati... Denver **CB Tony Carter** spent two seasons (2004-05) at Florida State with New England **RB Leon Washington**... Broncos **WR Andre Caldwell** was teammates with Patriots **LB Brandon Spikes** for two seasons (2006-07) at Florida... Denver **CB Chris Harris Jr.** spent one season (2007) with New England **CB Aqib Talib** at Kansas... Broncos **WR Trindon Holliday** was teammates with Patriots **RB Stevan Ridley** for three seasons (2007-09) at LSU... Denver **T Orlando Franklin** played three seasons (2008-10) with New England **DL Marcus Forston** at Miami (Fla.)... Broncos **TE Virgil Green** spent three seasons (2008-10) with Patriots **OL Chris Barker** at Nevada... Denver **G Louis Vasquez** (2005-07) and **C Manny Ramirez** (2004-06) each spent three seasons at Texas Tech with New England **WR Danny Amendola**... Broncos **Head Coach John Fox** coached two seasons (1987-88) at Pittsburgh with Patriots **Special Teams Coach Scott O'Brien**.

#### CROSSING PATHS (PRO)

Denver **CB Quentin Jammer** (2006-11), **DE Shaun Phillips** (2006-11) and **G Louis Vasquez** (2009-11) each were teammates with New England **S Steve Gregory** in San Diego...Broncos **S Mike Adams** spent two seasons (2004-05) with Patriots **DE Andre Carter** in San Francisco... **Adams** also spent three seasons (2004-06) in San Francisco with Patriots **DT Isaac Sopoaga**... Denver **LB Paris Lenon** played one season (2009) with New England **WR Danny Amendola** in St. Louis... Denver **Interim Head Coach/Defensive Coordinator Jack Del Rio** coached New England **OL Dan Connolly** for two seasons (2005-06) as head coach in Jacksonville... Broncos **Assistant Special Teams Coach Derius Swinton** and **Offensive Assistant Jim Bob Cooter** each spent one season (2012) in Kansas City with Patriots **Offensive Coaching Assistant Brian Daboll**... Denver **Running Backs Coach Eric Studesville** coached two seasons (1997-98) in Chicago with New England **Running Backs Coach Ivan Fears**... **Swinton** was on the St. Louis coaching staff in 2011 with New England **Offensive Coordinator/Quarterbacks Coach Josh McDaniels**... **O'Brien** served on **Fox's** staff in Carolina for three seasons (2002-04)... **Del Rio** coached one season (2002) with **O'Brien** in Carolina... Denver **Offensive Line Coach Dave Magazu** spent two seasons (2003-04) in Carolina with **O'Brien**... Broncos **Linebackers Coach Richard Smith** spent one season (2005) with **O'Brien** in Miami.

#### FORMER DENVER BRONCOS

New England **Head Coach Bill Belichick** spent one season (1978) on Denver's coaching staff as assistant special teams/assistant to defensive coordinator... **McDaniels** was the head coach in Denver from 2009-10... **O'Brien** coached two seasons (2007-08) in Denver as the special teams coordinator.

#### FORMER NEW ENGLAND PATRIOTS

Denver **WR Wes Welker** played six seasons (2007-12) in New England... Broncos **CB Tony Carter** spent one season (2010) with the Patriots... Denver **Defensive Backs Coach Cory Undlin** was a defensive assistant in New England for one season (2004).

#### HOMETOWN CONNECTIONS

Broncos **CB Tony Carter** and Patriots **RB Leon Washington** are from Jacksonville, Fla.

#### FROM DENVER AND THE SURROUNDING AREA

Patriots **T Nate Solder** is from Buena Vista, Colo. and attended the University of Colorado.

#### FROM NEW ENGLAND AND THE SURROUNDING AREA

Denver **DT Terrance Knighton** is from Windsor, Conn.

### WHAT TO WATCH FOR vs. PATRIOTS

#### CB CHAMP BAILEY (34 INTs as a Bronco)

\* - Needs one interception to pass Tyrone Braxton (34) for sole possession of fourth place on the team's all-time interceptions list.

#### WR ERIC DECKER (25 career TD receptions)

\* - Needs one touchdown catch to pass Demaryius Thomas and Brandon Marshall for the most scoring receptions in team history through a player's first four seasons.

#### QB PEYTON MANNING (34 TDs in '13; 71 passing TDs/8,231 yds. as a Bronco)

\* - Needs three passing touchdowns to tie the franchise single season record he set last year and tie Craig Morton for the second most in Broncos history.

\* - Needs 203 passing yards to tie Kyle Orton (8,434) for sixth on the Broncos' all-time list.

#### RB KNOWSHON MORENO (8 rushing TDs, 336 rec. yards in 2013)

\* - Needs two rushing touchdowns to record the 10th individual season in Broncos history with double-digit rushing scores.

\* - Needs 35 receiving yards to tie a career high (371 in 2010).

#### WR DEMARYIUS THOMAS (25 career TD receptions; 914 yds. in 2013)

\* - Needs one touchdown catch to pass Eric Decker and Brandon Marshall for the most scoring receptions in team history through a player's first four seasons.

\* - Needs 86 receiving yards to become just the eighth player in Broncos history to produce back-to-back 1,000-yard receiving seasons.

#### TE JULIUS THOMAS (10 rec. TDs in 2013)

\* - Needs one touchdown catch to pass Shannon Sharpe (1996, '98) for the most by a tight end in a single season in team history.

#### WR WES WELKER (9 TDs in 2013)

\* - Needs one touchdown catch to set a career high (2011).

### NFL SCHEDULE - WEEK 12

#### Thursday, Nov. 21

New Orleans at Atlanta. .... (NFLN) 8:25p (ET)

#### Sunday, Nov. 24

Tampa Bay at Detroit. .... (FOX) 1:00p (ET)

Minnesota at Green Bay. .... (FOX) 12:00p (CT)

Jacksonville at Houston. .... (CBS) 12:00p (CT)

San Diego at Kansas City. .... (CBS) 12:00p (CT)

Carolina at Miami. .... (FOX) 1:00p (ET)

Pittsburgh at Cleveland. .... (CBS) 1:00p (ET)

Chicago at St. Louis. .... (FOX) 12:00p (CT)

N.Y. Jets at Baltimore. .... (CBS) 1:00p (ET)

Tennessee at Oakland. .... (CBS) 1:05p (PT)

Indianapolis at Arizona. .... (CBS) 2:05p (MST)

Dallas at N.Y. Giants. .... (FOX) 4:25p (ET)

Denver at New England. .... (NBC) 8:30p (ET)

#### Monday, Nov. 25

San Francisco at Washington. .... (ESPN) 8:40p (ET)

Byes: Buffalo, Cincinnati, Philadelphia, Seattle



## NFL STANDINGS / TEAM NOTES / OWNER &amp; CEO PAT BOWLEN

## 2013 NFL STANDINGS

## AFC East

Team	W	L	T	Pct	PF	PA	Home	Road	Div	AFC	NFC
N.E.	7	3	0	.700	254	199	5-0	2-3	3-1	4-2	3-1
NYJ	5	5	0	.500	183	268	4-1	1-4	2-2	2-5	3-0
Mia.	5	5	0	.500	213	225	3-2	2-3	0-2	4-3	1-2
Buf.	4	7	0	.364	236	273	3-3	1-4	2-2	3-6	1-1

## AFC North

Team	W	L	T	Pct	PF	PA	Home	Road	Div	AFC	NFC
Cin.	7	4	0	.636	275	206	5-0	2-4	2-2	5-3	2-1
Pit.	4	6	0	.400	216	245	3-2	1-4	1-1	3-4	1-2
Bal.	4	6	0	.400	208	212	3-1	1-5	2-2	4-4	0-2
Cle.	4	6	0	.400	192	238	3-2	1-4	2-2	3-4	1-2

## AFC South

Team	W	L	T	Pct	PF	PA	Home	Road	Div	AFC	NFC
Ind.	7	3	0	.700	252	220	3-2	4-1	3-0	5-2	2-1
Ten.	4	6	0	.400	227	226	2-4	2-2	0-3	3-4	1-2
Hou.	2	8	0	.200	193	276	1-4	1-4	1-1	2-4	0-4
Jac.	1	9	0	.100	129	318	0-5	1-4	1-1	1-5	0-4

## AFC West

Team	W	L	T	Pct	PF	PA	Home	Road	Div	AFC	NFC
Den.	9	1	0	.900	398	255	6-0	3-1	3-0	5-1	4-0
K.C.	9	1	0	.900	232	138	5-0	4-1	1-1	6-1	3-0
Oak.	4	6	0	.400	194	246	3-2	1-4	1-2	4-3	0-3
S.D.	4	6	0	.400	228	222	2-2	2-4	0-2	2-5	2-1

## NFC East

Team	W	L	T	Pct	PF	PA	Home	Road	Div	NFC	AFC
Phi.	6	5	0	.545	276	260	1-4	5-1	3-2	5-2	1-3
Dal.	5	5	0	.500	274	258	4-1	1-4	3-0	5-2	0-3
NYG	4	6	0	.400	192	256	3-2	1-4	1-2	3-4	1-2
Was.	3	7	0	.300	246	311	2-2	1-5	0-3	1-6	2-1

## NFC North

Team	W	L	T	Pct	PF	PA	Home	Road	Div	NFC	AFC
Det.	6	4	0	.600	265	253	3-1	3-3	3-1	5-2	1-2
Chi.	6	4	0	.600	282	267	4-2	2-2	2-2	3-4	3-0
G.B.	5	5	0	.500	258	239	3-2	2-3	2-1	3-4	2-1
Min.	2	8	0	.200	240	320	2-3	0-5	0-3	1-7	1-1

## NFC South

Team	W	L	T	Pct	PF	PA	Home	Road	Div	NFC	AFC
N.O.	8	2	0	.800	288	183	6-0	2-2	2-0	6-0	2-2
Car.	7	3	0	.700	238	135	4-1	3-2	2-0	6-2	1-1
T.B.	2	8	0	.200	187	237	2-4	0-4	1-3	1-6	1-2
Atl.	2	8	0	.200	214	292	2-3	0-5	1-3	2-5	0-3

## NFC West

Team	W	L	T	Pct	PF	PA	Home	Road	Div	NFC	AFC
Sea.	10	1	0	.909	306	179	5-0	5-1	3-0	7-0	3-1
S.F.	6	4	0	.600	247	178	3-2	3-2	2-1	3-3	3-1
Ari.	6	4	0	.600	214	212	4-1	2-3	0-3	4-4	2-0
Stl.	4	6	0	.400	224	234	2-3	2-3	1-2	1-5	3-1

## AFC WEST WIN STREAK

The Broncos have won nine consecutive games against AFC West teams to represent the second-longest win streak against divisional opponents in club history.

Denver, which captured a franchise-record 11 consecutive wins against the AFC West from 1997-98, plays three of its final six games this season against divisional opponents.

## LONGEST WINNING STREAKS AGAINST AFC WEST TEAMS, BRONCOS HISTORY

Year(s)	No.
1. 1997-98	11
2. 2012-pres.	9
3. 1977-78	7
4. 2003-04	6
1989	6
1985-86	6
1976-77	6

## LONGEST ACTIVE DIVISIONAL WIN STREAKS, NFL

Team	No.
1. Denver	9
2. Seattle	6
3. Carolina	4
Indianapolis	4
5. Dallas	3

## PAT BOWLEN IN HIS 30th SEASON

The 2013 season marks Pat Bowlen's 30th season as owner of the Denver Broncos.

He joins Giants founder Tim Mara as the only three-decade principal owners in professional football history to post a 60-percent career winning percentage.

## HIGHEST WINNING PERCENTAGE AMONG THREE-DECADE OWNERS, PROFESSIONAL FOOTBALL HISTORY

Owner	Years	Rec.	Pct.	Titles
1. Tim Mara, NYG	1925-58 (34)	249-151-24	.616	4
2. Pat Bowlen, Den.	1984-Pres. (30)	301-200-1	.601	2
3. George Halas, Chi.	1922-83 (62)	454-317-39	.585	7
4. Al Davis, Oak.	1972-2011 (40)	348-293-2	.543	3
5. Virginia Halas McCaskey, Chi.	1983-Pres. (31)	275-235-0	.539	1
6. Lamar Hunt, K.C.	1960-2006 (47)	381-332-12	.534	1
7. Art Modell, Cle./Bal.	1961-2003 (43)	353-313-8	.530	1
8. Bud Adams, Ten.	1960-2013 (54)	409-429-6	.488	0
9. Art Rooney, Pit.	1933-87 (55)	334-362-19	.480	4
10. Alex Spanos, S.D.	1984-Pres. (30)	232-255-0	.476	0
11. Ralph Wilson, Buf.	1959-Pres. (55)	388-448-8	.464	0
12. Bid Bidwell, Ari.	1972-Pres. (42)	268-385-4	.411	0
13. William Clay Ford, Sr., Det.	1963-Pres. (51)	315-454-14	.410	0



## OWNER &amp; CEO PAT BOWLEN / EXEC. V.P. OF FOOTBALL OPS. JOHN ELWAY

## BOWLEN ERA MARKED BY ACHIEVEMENT

Introduced as the majority owner of the Denver Broncos on March 23, 1984, Pat Bowlen has positioned the Broncos among the league's top franchises during the last three decades.

## REGULAR-SEASON WINS, NFL, 1984-PRES.

Team	No.
1. San Francisco	289
<b>2. Denver</b>	<b>285</b>
3. New England	279
4. Pittsburgh	276
5. Green Bay	268

## OVERALL WINS, NFL, 1984-PRES.

Team	No.
1. San Francisco	311
2. New England	302
<b>3. Denver</b>	<b>301</b>
4. Pittsburgh	295
5. Green Bay	285

## DIVISION TITLES, NFL, 1984-PRES.

Team	No.
1. New England	13
San Francisco	13
3. Pittsburgh	12
<b>4. Denver</b>	<b>10</b>
Chicago	10

## SEASONS WITH A .500 OR BETTER RECORD

Team	No.
<b>1. Denver</b>	<b>25</b>
2. New England	22
3. Green Bay	21
Miami	21
Pittsburgh	21

## CONFERENCE CHAMP. GAMES, NFL, 1984-PRES.

Team	No.
1. San Francisco	9
2. New England	8
Pittsburgh	8
<b>4. Denver</b>	<b>7</b>

## SUPER BOWL APPEARANCES, NFL, 1984-PRES.

Team	No.
1. New England	7
<b>2. Den., NYG</b>	<b>5</b>
3. Buf., Pit. S.F.	4

## SUPER BOWL WINS, NFL, 1984-PRES.

Team	No.
1. San Francisco	4
2. Dallas	3
New England	3
N.Y. Giants	3
<b>5. Den., G.B., Pit., Was.</b>	<b>2</b>

## BOWLEN REACHES 300 WINS

Broncos Owner & CEO Pat Bowlen earned his 300th win in Week 10 against San Diego to become the first owner in professional football history to reach 300 wins in 30 years.

He also was the second-fastest owner to 300 wins in terms of games.

## FEWEST YEARS TO REACH 300 OVERALL WINS BY AN OWNER, PROFESSIONAL FOOTBALL HISTORY

Owner	Years
<b>1. Pat Bowlen, Den.</b>	<b>30</b>
2. Al Davis, Oak.	31
3. Lamar Hunt, K.C.	38
4. Art Modell, Cle./Bal.	39
5. Ralph Wilson, Buf.	40

## FEWEST GAMES TO REACH 300 OVERALL WINS BY AN OWNER, PROFESSIONAL FOOTBALL HISTORY

Owner	Games
1. Al Davis, Oak.	495
<b>2. Pat Bowlen, Den.</b>	<b>501</b>
3. George Halas, Chi.	536
4. Art Modell, Cle./Bal.	570
5. Lamar Hunt, K.C.	574

## PAT BOWLEN'S ALL-TIME RANKINGS AMONG PRO FOOTBALL PRIMARY OWNERS/CHAIRPERSONS

Category	No.	Rk.
Regular-Season Wins	285	9th
Winning Seasons	18	T-10th
Playoff Appearances	15	T-7th
Playoff Wins	16	T-6th
Conference Championship Berths	7	T-6th
Super Bowl Appearances	5	T-2nd
Super Bowl Wins	2	T-7th

## ELWAY RUNNER UP FOR EXECUTIVE OF THE YEAR IN 2012

Broncos Executive Vice President of Football Operations John Elway finished second in *The Sporting News'* NFL Executive of the Year voting in 2012 after becoming the first executive in the Super Bowl era to lead a four-win improvement and deliver a division title in each of his first two years with a team.

## 2012 SPORTING NEWS NFL EXECUTIVE OF THE YEAR VOTING

Executive	Team	Votes
1. Ryan Grigson	Indianapolis	9
<b>2. John Elway</b>	<b>Denver</b>	<b>8</b>
3. John Schneider	Seattle	3
4. Bruce Allen	Washington	2
Rick Smith	Houston	2

## ELWAY HAS BRONCOS BACK TO WINNING WAYS

Since John Elway was hired in 2011 (and coming off a 4-12 record in 2010), the Broncos have tied for the third most wins in the NFL (30).

## MOST REGULAR-SEASON WINS, NFL, 2011-PRES.

Team	W	L	T	Playoff App.
1. New England	32	10	0	2
2. Green Bay	31	11	0	2
<b>3. Denver</b>	<b>30</b>	<b>12</b>	<b>0</b>	<b>2</b>
San Francisco	30	11	1	2
5. New Orleans	28	14	0	1
Seattle	28	15	0	1



## HEAD COACH JOHN FOX

## FOX AMONG WINNINGEST NFL COACHES

Over the course of his 12-year head coaching career (2002-pres.), John Fox ranks third among active NFL coaches with 108 overall victories.

Among active coaches, only New England's Bill Belichick (153) and Kansas City's Andy Reid (118) have posted more overall wins than Fox over the last 12 seasons.

## MOST OVERALL WINS, ACTIVE NFL HEAD COACHES, 2002-12

Coach	Reg. Season	Postseason	Total
1. Bill Belichick, N.E.	142	12	154
2. Andy Reid, K.C./Phi.	112	7	119
<b>3. John Fox, Den./Car.</b>	<b>103</b>	<b>6</b>	<b>109</b>
4. Tom Coughlin, NYG/Jac.	92	7	99
5. Mike Shanahan, Was./Den.	90	1	91
Jeff Fisher, Stl./Ten.	89	2	91

## FOX REACHES 100 WINS

John Fox is just the sixth active NFL head coach with 100 overall victories, reaching that milestone in Denver's regular-season finale in 2012.

## MOST OVERALL WINS, ACTIVE NFL HEAD COACHES

Coach	Reg. Season	Postseason	Total
1. Bill Belichick, N.E./Cle.	194	17	211
2. Mike Shanahan, Was./Den./Oak.	170	8	178
3. Tom Coughlin, NYG/Jac.	155	11	166
4. Jeff Fisher, Stl./Ten.	154	5	159
5. Andy Reid, K.C./Phi.	139	10	149
<b>6. John Fox, Den./Car.</b>	<b>103</b>	<b>6</b>	<b>109</b>

## FOX JOINS AN ELITE GROUP

Broncos Head Coach John Fox is just the 10th coach in NFL history to deliver division titles in each of his first two years with a team.

Fox, who took over a team that finished 4-12 in 2010, is just the third coach to accomplish the above feat after inheriting a team with a losing record and just the second individual to take a last-place team and lead it to consecutive division crowns in his first two years.

## COACHES TO WIN DIVISION TITLES IN FIRST TWO YEARS WITH A TEAM

Head Coach	Team	Years	Prev. Rec. (Div. Fin.)
Chuck Knox*	L.A. Rams	1973-77 (5)	6-7-1 (3rd)
Ted Marchibroda*	Baltimore	1975-77 (3)	2-12 (5th)
Red Miller	Denver	1977-78	9-5 (2nd)
Ray Malavasi	L.A. Rams	1978-79	10-4 (1st)
George Seifert	San Francisco	1989-90	10-6 (1st)
Barry Switzer*	Dallas	1994-96 (3)	12-4 (1st)
Mike Tomlin	Pittsburgh	2007-08	8-8 (3rd)
Norv Turner*	San Diego	2007-09 (3)	14-2 (1st)
Jim Caldwell	Indianapolis	2009-10	12-4 (2nd)
<b>John Fox</b>	<b>Denver</b>	<b>2011-12</b>	<b>4-12 (4th)</b>

\*Won more than two consecutive division titles

## FOX IN SELECT COMPANY

John Fox is just the third head coach since the 1970 NFL merger to inherit a team that won four or fewer games the season before and lead it to a division title and at least one postseason win.

## HEAD COACHES TO WIN DIVISION TITLE AND PLAYOFF GAME IN FIRST YEAR AFTER INHERITING A TEAM THAT WON FOUR OR FEWER GAMES

Coach	Team	Year	Prev. Yr.	Playoffs (Rec.)
Bobby Ross	San Diego	1992	4-12	Divisional Playoffs (1-1)
Sean Payton	New Orleans	2006	3-13	NFC Champ. Game (1-1)
<b>John Fox</b>	<b>Denver</b>	<b>2011</b>	<b>4-12</b>	<b>Divisional Playoffs (1-1)</b>

## FOX'S YEAR-BY-YEAR COACHING BREAKDOWN

Year	Team	Reg. Season	Postseason
2002	Carolina	7-9	
2003	Carolina	11-5	S.B. XXXVIII (3-1)
2004	Carolina	7-9	
2005	Carolina	11-5	NFC Champ. Game (2-1)
2006	Carolina	8-8	
2007	Carolina	7-9	
2008	Carolina	12-4	Playoffs (0-1)
2009	Carolina	8-8	
2010	Carolina	2-14	
2011	Denver	8-8	Playoffs (1-1)
2012	Denver	13-3	Playoffs (0-1)
2013	Denver	9-1	

## BREAKDOWN OF JOHN FOX'S RECORD COACHING FOOTBALL

Category	W	L	T	Pct.
Regular season record as an NFL head coach	103	83	0	.554
Postseason record as an NFL head coach	6	4	--	.600
Overall record as an NFL head coach	109	87	0	.556
Regular season record as an NFL assistant coach	105	86	1	.549
Postseason record as an NFL assistant coach	4	4	--	.500
Overall record as an NFL assistant coach	109	90	1	.548
Overall record as an NFL coach	218	177	1	.552
Regular season record as a collegiate assistant coach	54	54	4	.500
Postseason record as a collegiate assistant coach	1	1	--	.500
Overall record as a collegiate assistant coach	55	55	4	.500
<b>Overall record coaching football</b>	<b>273</b>	<b>232</b>	<b>5</b>	<b>.540</b>

## BRONCOS COACHING RECORDS

Below is a look at the overall records (regular season and playoffs) for all of Denver's head coaches in the club's 54-year history.

## BRONCOS ALL-TIME HEAD COACHES' OVERALL RECORDS

Head Coach	Years	W	L	T	Pct.
Frank Filchock	1960-61	7	20	1	.268
Jack Faulkner	1962-64	9	22	1	.297
Mac Speedie*	1964-66	6	19	1	.250
Ray Malavasi*	1966	4	8	0	.333
Lou Saban	1967-71	20	42	3	.331
Jerry Smith*	1971	2	3	0	.400
John Ralston	1972-76	34	33	3	.507
Red Miller	1977-80	42	25	0	.627
Dan Reeves	1981-92	117	79	1	.596
Wade Phillips	1993-94	16	17	0	.485
Mike Shanahan	1995-2008	146	91	0	.616
Josh McDaniels	2009-10	11	17	0	.393
Eric Studesville*	2010	1	3	0	.250
<b>John Fox^</b>	<b>2011-13</b>	<b>31</b>	<b>13</b>	<b>0</b>	<b>.705</b>
<b>Jack Del Rio**</b>	<b>2013</b>	<b>0</b>	<b>0</b>	<b>0</b>	<b>.000</b>

\* - Interim head coach; ^ - All games in 2013 credited to John Fox's record per Elias Sports Bureau





## HEAD COACH JOHN FOX / INTERIM HEAD COACH-DEF. COORD. JACK DEL RIO

### PRO BOWL PLAYERS COACHED BY FOX

Broncos Head Coach John Fox has coached 30 players who have earned a total of 58 Pro Bowl selections at 12 different positions during his coaching career.

#### PRO BOWL PLAYERS COACHED BY FOX AS A POSITION COACH, COORDINATOR OR HEAD COACH

Player	Position	Pro Bowls	Years
Jesse Armstead	Linebacker	5	1997-2001
Champ Bailey	Cornerback	2	2011-12
Zane Beadles	Offensive Guard	1	2012
Jon Beason	Linebacker	3	2008-10
Gill Byrd	Cornerback	1	1992
Ryan Clady	Offensive Tackle	2	2011-12
Stephen Davis	Running Back	1	2003
Brian Dawkins	Safety	1	2011
Jake Delhomme	Quarterback	1	2005
Elvis Dumervil	Defensive End	2	2011-12
Mark Fields	Linebacker	1	2004
Jordan Gross	Offensive Tackle	2	2008, '10
Kris Jenkins	Defensive Tackle	3	2002-03, '06
Ryan Kalil	Center	2	2009-10
Peyton Manning	Quarterback	1	2012
Terry McDaniel	Cornerback	2	1994-95
Willis McGahee	Running Back	1	2011
Chester McGlockton	Defensive Tackle	2	1994-95
Von Miller	Linebacker	2	2011-12
Dan Morgan	Linebacker	1	2004
Muhsin Muhammad	Wide Receiver	1	2004
Julius Peppers	Defensive End	5	2004-06, '08-09
Mike Rucker	Defensive End	1	2003
Todd Sauerbrun	Punter	2	2002-03
Steve Smith	Wide Receiver	3	2005-06, '08
Michael Strahan	Defensive End	4	1997-99, 2000
Demaryius Thomas	Wide Receiver	1	2012
Mike Wahle	Offensive Guard	1	2005
DeAngelo Williams	Running Back	1	2009
Rod Woodson	Cornerback	3	1989-91
<b>Totals</b>	<b>30 plrs./12 pos.</b>	<b>58</b>	

### DEL RIO NAMED INTERIM HEAD COACH

Defensive Coordinator Jack Del Rio was named interim head coach of the Broncos after Head Coach John Fox underwent aortic heart valve replacement surgery on Nov. 4.

Del Rio, who spent nine seasons (2003-11) as head coach of the Jacksonville Jaguars and compiled a 69-73 (.486) overall record, is the fifth individual in Broncos history to serve as a head coach on an interim basis.

#### DEL RIO'S YEAR-BY-YEAR HEAD COACHING BREAKDOWN

Year	Team	Reg. Season	Postseason
2003	Jacksonville	5-11	
2004	Jacksonville	9-7	
2005	Jacksonville	12-4	AFC Wild Card (0-1)
2006	Jacksonville	8-8	
2007	Jacksonville	11-5	AFC Div. Game (1-1)
2008	Jacksonville	5-11	
2009	Jacksonville	7-9	
2010	Jacksonville	8-8	
2011	Jacksonville	3-8	
<b>2013</b>	<b>Denver</b>	<b>2-0*</b>	

\* - 2013 record not included in his head coaching record per Elias Sports Bureau

### DEL RIO NAMED INTERIM HEAD COACH, cont.

#### BRONCOS ALL-TIME INTERIM HEAD COACHES

Head Coach	Years	W	L	T	Pct.
Mac Speedie*	1964-66	6	19	1	.250
Ray Malavasi	1966	4	8	0	.333
Jerry Smith	1971	2	3	0	.400
Eric Studesville	2010	1	3	0	.250
<b>Jack Del Rio^</b>	<b>2013</b>	<b>2</b>	<b>0</b>	<b>0</b>	<b>1.000</b>

\* - Named permanent head coach prior to 1965 season; ^ - 2013 record officially credited to John Fox per Elias Sports Bureau

### DEL RIO CONTINUES CALLING PLAYS

Interim Head Coach/Defensive Coordinator Jack Del Rio continues to call defensive plays on gamedays in addition to his duties as head coach.

Del Rio, who called defensive plays at times as a head coach for the Jaguars, is one of nine current NFL head coaches with play-calling responsibilities.

#### 2013 NFL HEAD COACHES RESPONSIBLE FOR PLAY-CALLING

Head Coach	Team	Off./Def.
Bruce Arians	Arizona	Offense
<b>Jack Del Rio*</b>	<b>Denver</b>	<b>Defense</b>
Chip Kelly	Philadelphia	Offense
Gary Kubiak	Houston	Offense
Mike McCarthy	Green Bay	Offense
Sean Payton	New Orleans	Offense
Andy Reid	Kansas City	Offense
Rex Ryan	N.Y. Jets	Defense
Mark Trestman	Chicago	Offense

\* - Interim head coach

### 17-GAME WIN STREAK ENDS

Denver's loss to the Colts in Week 7 ended a franchise-best 17-game regular-season win streak dating to last year. That streak tied the Chicago Bears (1933-34) for the fourth-longest win streak in NFL history.

#### LONGEST REGULAR-SEASON WIN STREAKS, NFL HISTORY

Team	Years	No.
1. Indianapolis	2008-09	23
2. New England	2006-08	21
3. New England	2003-04	18
<b>4. Denver</b>	<b>2012-13</b>	<b>17</b>
Chicago	1933-34	17

#### LONGEST REGULAR-SEASON WINNING STREAKS, BRONCOS HISTORY

Year(s)	No.
<b>1. 2012-13 (11 in '12; 6 in '13)</b>	<b>17</b>
2. 1997-98 (1 in '97; 13 in '98)	14
3. 1984	10
4. 1996	9
5. 1985-86 (2 in '85; 6 in '86)	8
1976-77 (2 in '76; 6 in '77)	8





## TEAM NOTES

## NEW FACES IN DENVER

Denver's current active roster features 14 players who were not with the club in 2012.

Included in that total are eight veteran free agents, four draft selections, one college free agent and one waiver acquisition. Of the 14 new players, five are listed atop the depth chart at their respective positions.

## DENVER BRONCOS NEW PLAYER BREAKDOWN

Type	No.
Veteran Free Agents	8
Draft Choices	4
College Free Agents	1
Waiver Acquisitions	1
<b>TOTAL</b>	<b>14</b>

## NEW PLAYERS ON DENVER'S ACTIVE ROSTER IN 2013

Player	Pos.	Exp.	How Acq.
C.J. Anderson	RB	R	College F.A.
Montee Ball	RB	R	Draft (2)
Zac Dysert	QB	R	Draft (7)
Quentin Jammer	CB	12	UFA (S.D.)
Winston Justice	T	8	Free Agent
<i>Terrance Knighton</i>	<i>DT</i>	<i>5</i>	<i>UFA (Jac.)</i>
Paris Lenon	LB	12	Free Agent
<i>Shaun Phillips</i>	<i>DE</i>	<i>10</i>	<i>UFA (S.D.)</i>
<i>D. Rodgers-Cromartie</i>	<i>CB</i>	<i>6</i>	<i>UFA (Phi.)</i>
Steve Vallos	C	6	Free Agent
<i>Louis Vasquez</i>	<i>G</i>	<i>5</i>	<i>UFA (S.D.)</i>
Kayvon Webster	CB	R	Draft (3)
<i>Wes Welker</i>	<i>WR</i>	<i>10</i>	<i>UFA (N.E.)</i>
Sylvester Williams	DT	R	Draft (1)

*Starters listed in italics*

## VETERAN FREE-AGENT SIGNINGS/LOSSES

Below is a look at the Broncos' offseason unrestricted free-agent signings and losses in 2013.

## UNRESTRICTED FREE-AGENT SIGNINGS, 2013

Player	Pos.	Former Club
Quentin Jammer	CB	San Diego
Terrance Knighton	DT	Jacksonville
Shaun Phillips	DE	San Diego
D. Rodgers-Cromartie	CB	Philadelphia
Louis Vasquez	G	San Diego
Wes Welker	WR	New England

## UNRESTRICTED FREE-AGENT LOSSES, 2013

Player	Pos.	New Club
Chris Gronkowski	FB	-
Jim Leonhard	S	Buffalo
Tracy Porter	CB	Oakland
Matthew Willis	WR	-

## COLLEGE FREE-AGENT ANDERSON MAKES ACTIVE ROSTER

For the 10th consecutive year, at least one rookie college free agent made the Broncos' active roster out of training camp for the first week of the regular season.

Running back C.J. Anderson (California) extended that streak for the Broncos in 2013. He represents the 16th rookie college free agent to make Denver's active roster out of training camp since 1997.

Denver's streak of 10 consecutive years with a college free agent on the Week 1 active roster is tied for the third-longest active streak in the NFL.

CONSECUTIVE SEASONS WITH A ROOKIE CFA ON WEEK 1 ROSTER  
(Current NFL Streaks)

Team	No.
1. Indianapolis	15
2. Kansas City	11
3. <b>Denver</b>	<b>10</b>
Baltimore	10
New England	10

COLLEGE FREE AGENTS TO MAKE DENVER'S  
53-MAN ROSTER OUT OF TRAINING CAMP, SINCE 2004

Year	Player	College
2004	CB Roc Alexander	Washington
2005	TE Wesley Duke	Mercer
2006	RB Mike Bell	Arizona
2007	RB Selvin Young	Texas
2008	P Brett Kern	Toledo
2008	T Tyler Polumbus	Colorado
2008	ILB Wesley Woodyard	Kentucky
2009	DL Chris Baker	Hampton
2010	CB Cassius Vaughn	Mississippi
2011	CB Chris Harris	Kansas
2012	LS Aaron Brewer	San Diego State
2012	LB Steven Johnson	Kansas
2013	<b>RB C.J. Anderson</b>	<b>California</b>

## REIGNING AFC WEST CHAMPIONS

The Broncos, who won the AFC West for the 12th time in their history in 2012, are tied for the most titles among division members.

Denver won consecutive division titles for the third time in its history and the first since 1986-87.

## MOST AFC WEST DIVISION TITLES, NFL HISTORY

Team	No.
1. <b>Denver</b>	<b>12</b>
Oakland	12
3. San Diego	10
4. Kansas City	6
5. Seattle	2

## DENVER BRONCOS' AFC WEST TITLE SEASONS

Year	W	L	T	Coach	Postseason (Rec.)
1977	12	2	0	Red Miller	Super Bowl (2-1)
1978	10	6	0	Red Miller	Playoffs (0-1)
1984	13	3	0	Dan Reeves	Playoffs (0-1)
1986	11	5	0	Dan Reeves	Super Bowl (2-1)
1987	10	4	1	Dan Reeves	Super Bowl (2-1)
1989	11	5	0	Dan Reeves	Super Bowl (2-1)
1991	12	4	0	Dan Reeves	AFC Champ. (1-1)
1996	13	3	0	Mike Shanahan	Playoffs (0-1)
1998	14	2	0	Mike Shanahan	S.B. Champs (3-0)
2005	13	3	0	Mike Shanahan	AFC Champ. (1-1)
2011	8	8	0	John Fox	Playoffs (1-1)
2012	13	3	0	John Fox	Playoffs (0-1)



## TEAM / OFFENSIVE NOTES

## BRONCOS OWN THE SECOND HALF

The Broncos led the NFL with a +161 scoring differential in the second half during the 2012 season to represent the third-highest such figure since the 1970 NFL merger and the best mark since Green Bay (+170) in 1996.

The Broncos have picked up where they left off last season, leading the league with a +97 scoring differential in the second half through 11 weeks.

Since the beginning of the 2012 season, the Broncos have outscored their opponents by a combined 258 points (524-266) in the final two quarters and have been outscored in the second half just four times in 26 games.

## LARGEST SECOND-HALF SCORING DIFFERENTIAL, SINCE 1970 NFL MERGER

Team	Year	PF	PA	Diff.
1. Chicago	1985	245	71	+174
2. Green Bay	1996	252	82	+170
3. Denver	2012	299	138	+161
4. Washington	1991	249	113	+136
5. Carolina	1996	191	56	+135

## NFL SECOND-HALF SCORING DIFFERENTIAL LEADERS, 2012

Team	PF	PA	Diff.
1. Denver	299	138	+161
2. New England	264	183	+81
3. San Francisco	230	153	+77
4. Seattle	186	110	+76
5. Chicago	190	126	+64

## DENVER BRONCOS SECOND-HALF SCORING LOG, 2012

Opp. (Date)	PF	PA	Diff.
vs. Pit. (9/9)	24	9	+15
at Atl. (9/17)	14	7	+7
vs. Hou. (9/23)	14	10	+4
vs. Oak. (9/30)	27	0	+27
at N.E. (10/7)	14	14	EVEN
at S.D. (10/15)	35	0	+35
vs. N.O. (10/28)	17	7	+10
at Cin. (11/4)	21	20	+1
at Car. (11/11)	19	7	+12
vs. S.D. (11/18)	13	16	-3
at K.C. (11/25)	10	3	+7
vs. T.B. (12/2)	24	13	+11
at Oak. (12/6)	13	6	+7
at Bal. (12/16)	17	17	EVEN
vs. Cle. (12/23)	20	9	+11
vs. K.C. (12/30)	17	0	+17
<b>TOTALS</b>	<b>299</b>	<b>138</b>	<b>+161</b>

## NFL SECOND-HALF SCORING DIFFERENTIAL LEADERS, 2013

Team	PF	PA	Diff.
1. Denver	225	128	+97
2. Seattle	161	75	+86
3. Indianapolis	133	77	+56
4. Kansas City	111	59	+52
5. New Orleans	126	75	+51

## DENVER BRONCOS SECOND-HALF SCORING LOG, 2013

Opp. (Date)	PF	PA	Diff.
vs. Bal. (9/5)	35	10	+25
at NYG (9/15)	31	14	+17
vs. Oak. (9/23)	10	14	-4
vs. Phi. (9/29)	31	7	+24
at Dal. (10/6)	23	28	-5
vs. Jac. (10/13)	21	7	+14
at Ind. (10/20)	19	13	+6
vs. Was. (10/27)	38	14	+24
at S.D. (11/10)	7	14	-7
vs. K.C. (11/17)	10	7	+3
<b>TOTALS</b>	<b>225</b>	<b>128</b>	<b>+97</b>

## BRONCOS OFFENSIVE NOTES

## QUICKLY:

\* - **Adam Gase** is in his first season as offensive coordinator for the Broncos after coaching quarterbacks for the club from 2011-12 and wide receivers from 2009-10.

\* - The Broncos' 398 points scored in 2013 marks the third-highest total in NFL history for a team's first 10 games.

\* - The Broncos have topped 40 points in five games (the most in team history in a season), including back-to-back 50-point outputs in Weeks 4-5.

\* - **QB Peyton Manning**, who was signed by the Broncos on March 21, 2012, is the league's only four-time MVP and the NFL's active leader in nearly every major passing category.

\* - **Manning** owns the second-most regular-season wins (163) by a starting quarterback in NFL history, trailing only Brett Favre in that category.

\* - **Manning** owns an NFL-record nine seasons with at least 12 wins.

\* - **Manning** has orchestrated an NFL-record 50 game-winning drives in the fourth quarter or overtime.

\* - **Manning's** 25 career AFC Offensive Player of the Week honors are the most by a player since the award was initiated by the NFL in 1984.

\* - **Manning** set an NFL record with his 12th career Pro Bowl selection when he was named a starter for the squad in 2012.

\* - **Manning** threw a single-season team-record 37 touchdown passes for Denver in 2012.

\* - **Manning** has thrown 34 touchdown passes this season to represent the second most in NFL history through 10 games.

\* - **Manning** tied the NFL record with seven passing touchdowns against Baltimore in Week 1.

\* - **WR Eric Decker's** 25 career receiving touchdowns are tied with teammate **Demaryius Thomas** and former Bronco Brandon Marshall for the most by a player through his first four seasons.

\* - **Decker** is one of just three players in franchise history with at least eight receiving touchdowns in consecutive seasons.

\* - **WR Demaryius Thomas** posted a career-high 1,434 receiving yards in 2012 to represent the third-highest total in team history.

\* - **Thomas** ranked second in the NFL with 18 receptions of 25+ yards in 2012.

\* - **Thomas** and **Decker** were the youngest tandem in NFL history to post 1,000 yards and 10 touchdowns each in a season last year.

\* - **WR Wes Welker** owns 829 career receptions, trailing only Broncos Ring of Fame wide receiver Rod Smith (849) among undrafted players in league history.

\* - **Welker** owns two of the Top 4 single-season receiving totals in NFL history in addition to representing the only player in league annals to top the 100-catch mark five times.

\* - **TE Julius Thomas** has posted 10 receiving touchdowns in 2013 to tie Hall of Famer Shannon Sharpe for the most by a tight end in franchise history.

\* - **RB Knowshon Moreno** ranks third in the NFL with a career-high eight rushing touchdowns.



## OFFENSIVE NOTES

## OFFENSE PRODUCES

Denver, which leads the league in scoring (39.8 ppg) this season, has totaled the third-most points (398) through 10 games in NFL history.

The Broncos have topped 40 points in five games (the most in team history in a season), including back-to-back 50-point outputs in Weeks 4-5.

## MOST POINTS PER GAME, NFL, 2013

Team	Pts/G
1. Denver	39.8
2. New Orleans	28.8
3. Chicago	28.2
4. Seattle	27.8
5. Dallas	27.4

## MOST POINTS SCORED THROUGH 10 GAMES, NFL HISTORY

Team	Year	Pts.
1. New England	2007	411
2. L.A. Rams	1950	401
3. Denver	2013	398
4. St. Louis	2000	392
5. New Orleans	2009	369

## MOST GAMES SCORING 40+ POINTS, BRONCOS HISTORY

Year	No.
1. 2013	5
2. 1998	3
1976	3
1973	3
5. 2000	2
1962	2

## MOST POINTS, SINGLE GAME, BRONCOS HISTORY

Opp. (Date)	Pts.
1. vs. Phi. (9/29/13)	52
2. at Dal. (10/6/13)	51
3. vs. S.D. (10/6/63)	50
4. vs. Bal. (9/5/13)	49
vs. K.C. (11/14/10)	49
vs. Phi. (10/30/05)	49

## THIRD-DOWN OFFENSE EFFICIENT

Through 11 weeks, Denver ranks second in the NFL having converted 60-of-125 third downs (48.0%).

In 2012, Denver converted 96-of-213 third downs (45.1%) to rank third in the NFL in 2012 and represent the third-best mark in team annals.

## BEST THIRD-DOWN PERCENTAGE, NFL, 2013

Team	Conv.	Att.	Pct.
1. Carolina	62	128	48.4
2. Denver	60	125	48.0
3. San Diego	57	123	46.3
4. Washington	66	143	46.2
5. New Orleans	60	135	44.4

## OFFENSIVE LINE PROVIDES PROTECTION

The Broncos have allowed the second-fewest sacks (13) in the NFL through 11 weeks this season.

## FEWEST SACKS ALLOWED, NFL, 2013

Team	No.
1. Detroit	12
2. Denver	13
3. Chicago	16
4. Atlanta	19
San Diego	19

## OFFENSE FINDS THE END ZONE

The Broncos have scored 47 offensive touchdowns on 130 possessions through 11 weeks this season with their 36.2% TD percentage leading the league by a wide margin.

Their red zone efficiency (79.1% / 34-of-43) also leads the NFL through 11 weeks this season.

## TOUCHDOWN EFFICIENCY LEADERS, NFL, 2013

Team	Drives	TDs	Pct.
1. Denver	130	47	36.2
2. New Orleans	115	33	28.7
3. Carolina	104	26	25.0
4. Seattle	125	31	24.8
5. Detroit	123	30	24.4

## RED ZONE EFFICIENCY LEADERS, NFL, 2013

Team	RZ Drives	RZ TDs	Pct.
1. Denver	43	34	79.1
2. Carolina	30	20	66.7
Dallas	30	20	66.7
4. Cincinnati	29	19	65.5
5. Miami	31	19	61.3
San Francisco	31	19	61.3

## BRONCOS MOVE THE CHAINS

Denver leads the NFL with 271 first downs on the season, an average of 27.1 per game.

The league average is 202 first downs through 11 weeks this year.

## MOST FIRST DOWNS, NFL, 2013

Team	No.
1. Denver	271
2. San Diego	238
3. Washington	237
4. Philadelphia	235
5. New Orleans	233

## DENVER COMES UP BIG IN SECOND HALF vs. REDSKINS

The Broncos reeled off 38 unanswered points in Week 8 against the Redskins, tying for the largest second-half scoring output in team history.

Denver's 31 points in the fourth quarter also represented the most in a single quarter in club annals.

## MOST POINTS SCORED IN SECOND HALF, BRONCOS HISTORY

Opp. (Date)	Pts.
1. vs. Was. (10/27/13)	38
vs. T.B. (11/7/76)	38
3. at S.D. (10/15/12)	35
vs. Bal. (9/5/13)	35
5. vs. S.D. (10/6/63)	33

## MOST POINTS SCORED IN A QUARTER, BRONCOS HISTORY

Opp. (Date)	Qtr.	Pts.
1. vs. Was. (10/27/13)	4	31
2. vs. Phi. (10/4/98)	1	28
3. at NYJ (12/3/67)	2	26
4. 10 times	-	24



## OFFENSIVE NOTES

## PEYTON MANNING'S HEAD-TO-HEAD MATCHUPS WITH TOM BRADY

Location (Date)	Result	QB	Att.	Cmp.	Yds	TD	INT	Rtg.
at N.E. (9/30/01)	L, 44-13	Manning	34	20	196	1	3	48.2
		Brady	23	13	168	0	0	79.6
vs. N.E. (10/21/01)	L, 38-17	Manning	34	22	335	1	0	106.9
		Brady	20	16	202	3	0	148.3
vs. N.E. (11/30/03)	L, 38-34	Manning	48	29	278	4	1	95.7
		Brady	35	26	236	2	2	87.3
at N.E. (1/18/04)#	L, 24-14	Manning	47	23	237	1	4	35.5
		Brady	37	22	237	1	1	76.1
at N.E. (9/9/04)	L, 27-24	Manning	29	16	256	2	1	93.5
		Brady	38	26	335	3	1	111.2
at N.E. (1/16/05)^	L, 20-3	Manning	42	27	238	0	1	69.3
		Brady	27	18	144	1	0	92.2
at N.E. (11/7/05)	W, 40-21	Manning	37	28	321	3	1	117.1
		Brady	33	22	265	3	0	121.4
at N.E. (11/5/06)	W, 27-20	Manning	36	20	326	2	1	93.1
		Brady	35	20	201	0	4	34.0
vs. N.E. (1/21/07)#	W, 38-34	Manning	47	27	349	1	1	79.1
		Brady	34	21	232	1	1	79.5
vs. N.E. (11/4/07)	L, 24-20	Manning	27	16	225	1	1	83.1
		Brady	32	21	255	3	2	95.2
vs. N.E. (11/15/09)	W, 35-34	Manning	44	28	327	4	2	97.4
		Brady	42	29	375	3	1	110.7
at N.E. (11/21/10)	L, 31-28	Manning	52	38	396	4	3	96.3
		Brady	25	19	186	2	0	123.1
at N.E. (10/7/12)	L, 31-21	Manning	44	31	337	3	0	115.4
		Brady	31	23	223	1	0	104.6
		<b>Manning (4-9)</b>	<b>521</b>	<b>325</b>	<b>3,821</b>	<b>27</b>	<b>19</b>	<b>86.7</b>
		<b>Brady (9-4)</b>	<b>412</b>	<b>276</b>	<b>3,059</b>	<b>23</b>	<b>12</b>	<b>95.3</b>

^AFC Divisional Playoff Game; #AFC Championship Game

## MANNING A FOUR-TIME NFL MVP

Broncos quarterback Peyton Manning is the only four-time MVP in NFL history (2003-04, '08-09).

He has placed in the Top 3 of the Associated Press' MVP voting eight times in his career, including a runner-up finish in his first season with the Broncos in 2012. He also finished second in voting following the 1999 and 2005 seasons.

## MOST NFL MVP AWARDS, NFL HISTORY

Player	MVPs	Years Selected
1. Peyton Manning	4	2003-04, '08-09
2. Brett Favre	3	1995-97
Johnny Unitas	3	1959, '64, '67
Jim Brown	3	1957-58, '65
5. Tom Brady	2	2007, '10
Kurt Warner	2	1999, '01
Steve Young	2	1992, '94
Joe Montana	2	1989-90

## MANNING NAMED TO 12TH PRO BOWL

Quarterback Peyton Manning set an NFL record with his 12th career Pro Bowl selection when he was named a starter for the squad in 2012.

Manning was the first quarterback to make a Pro Bowl after missing the previous year due to injury.

## MOST PRO BOWL SELECTIONS, QUARTERBACKS, NFL HISTORY

Player	No.
1. Peyton Manning	12
2. Brett Favre	11
3. John Elway	9
Dan Marino	9
Warren Moon	9





## OFFENSIVE NOTES

## MANNING ACCUSTOMED TO WINNING

Quarterback Peyton Manning owns the second-most regular-season wins (163) by a starting quarterback in NFL history, trailing only Brett Favre in that category.

In Denver's Week 10 win against San Diego, Manning passed Favre for the most regular-season road wins by a starting quarterback in NFL history.

## MOST VICTORIES BY A STARTING QB, REGULAR SEASON, NFL HISTORY

Player	W	L	T	Pct.
1. Brett Favre	186	112	0	.624
2. <b>Peyton Manning*</b>	<b>163</b>	<b>71</b>	<b>0</b>	<b>.697</b>
3. John Elway	148	82	1	.643
4. Dan Marino	147	93	0	.613
5. Tom Brady*	143	42	0	.773

\*active player

## MOST VICTORIES BY A STARTING QB, REGULAR SEASON, ACTIVE PLAYERS

Player	W	L	T	Pct.
1. <b>Peyton Manning</b>	<b>163</b>	<b>71</b>	<b>0</b>	<b>.697</b>
2. Tom Brady	143	42	0	.773
3. Drew Brees	107	72	0	.598
4. Ben Roethlisberger	91	45	0	.669
5. Eli Manning	82	63	0	.566

## MOST ROAD VICTORIES BY A STARTING QB, REGULAR SEASON, NFL HISTORY

Player	W	L	T	Pct.
1. <b>Peyton Manning*</b>	<b>74</b>	<b>42</b>	<b>0</b>	<b>.638</b>
2. Brett Favre	73	76	0	.490
3. Dan Marino	65	55	0	.542
4. Tom Brady*	63	29	0	.685
5. Joe Montana	61	20	0	.753

\*active player

## MANNING'S SITUATIONAL RECORDS

Below is a look at Peyton Manning's career situational records. He owns a career 163-71 (.697) regular-season record.

## PEYTON MANNING CAREER SITUATIONAL RECORDS

Throws 0 TD passes.....	12-13	on Sunday . . . . .	141-65
Throws 1+TD passes.....	149-57	on Monday . . . . .	13-4
Throws 2+TD passes.....	109-35	on Thursday . . . . .	9-1
Throws 3+TD passes.....	64-16	on Saturday . . . . .	0-1
Throws 4+TD passes.....	24-3	in September . . . . .	36-14
Throws for <200 yds. ....	23-15	in October . . . . .	38-16
Throws for 200+yds. ....	140-56	in November . . . . .	44-19
Throws for 300+yds. ....	53-29	in Dec./Jan. . . . .	45-22
Was not intercepted.....	91-14	at home . . . . .	89-29
Was intercepted.....	72-57	on road . . . . .	74-42
Was not sacked.....	68-24	in division . . . . .	65-30
Was sacked.....	95-47	in conference . . . . .	122-52
Posts 100+rating.....	75-10	out of conference . . . . .	41-19

## MANNING'S 3,000/4,000-YARD PASSING SEASONS

Quarterback Peyton Manning has totaled 12 4,000-yard passing seasons to represent the most in NFL history.

Manning also owns 15 seasons with 3,000 passing yards to mark the second-most in NFL history (Brett Favre, 18).

## MOST 4,000-YARD PASSING SEASONS, NFL HISTORY

Player	No.	Years
1. <b>Peyton Manning*</b>	<b>12</b>	<b>1999-2004, '06-10, '12</b>
2. Drew Brees*	7	2006-12
3. Brett Favre	6	1995, '98-99, 2004, '07, '09
Dan Marino	6	1984-86, '88, '92, '94
5. Tom Brady*	5	2005, '07, '09, '11-12

\*active

## MOST 3,000-YARD PASSING SEASONS, NFL HISTORY

Player	No.	Years
1. Brett Favre	18	1992-2009
2. <b>Peyton Manning*</b>	<b>15</b>	<b>1998-2010, '12-13</b>
3. Dan Marino	13	1984-92, '94-95, '97-98
4. John Elway	12	1985-91, '93-97
5. Drew Brees*	10	2002, '04-12

\*active

## MANNING REACHES 60,000 YARDS

In Week 2 against the N.Y. Giants, quarterback Peyton Manning joined Brett Favre and Dan Marino as the only players in NFL history to throw for 60,000 yards.

He reached 60,000 yards in 7,841 career attempts, making him the fastest player to reach the milestone.

## FEWEST ATTEMPTS TO REACH 60,000 PASSING YARDS, NFL HISTORY

Player	Att.
1. <b>Peyton Manning</b>	<b>7,841</b>
2. Dan Marino	8,130
3. Brett Favre	8,551

## MANNING'S PACE THROUGH 10 GAMES

Broncos quarterback Peyton Manning is on an early pace to challenge several single-season passing records.

Below is a look at where Manning ranks in several statistical categories through 10 games of an NFL season:

## PEYTON MANNING'S STATISTICAL COMPARISONS THROUGH NINE GAMES

Statistic	No.	Rk.
Completions	286	5t
Passing Yards	3,572	1
Passing TDs	34	2
Completion Pct.	69.9	7
Quarterback Rating	118.3	3



## OFFENSIVE NOTES

## MANNING GOES FOR SEVEN vs. RAVENS

Broncos quarterback Peyton Manning threw for an NFL record-tying seven touchdowns against Baltimore in Week 1.

His seven touchdown passes were the most in a single game since Joe Kapp accomplished the feat a year before the 1970 NFL-AFL merger.

## MOST PASSING TOUCHDOWNS, SINGLE GAME, NFL HISTORY

Player	Opponent (Date)	No.
1. Peyton Manning, Den.	vs. Bal. (9/5/13)	7
Nick Foles, Phi.	at Oak. (11/3/13)	7
Joe Kapp, Min.	vs. Bal. (9/28/69)	7
Y.A. Tittle, NYG	vs. Was. (10/28/62)	7
George Blanda, Hou.	vs. NYT (11/19/61)	7
Adrian Burk, Phi.	vs. Was. (10/17/54)	7
Sid Luckman, Chi.	vs. NYG (11/14/43)	7

## MANNING'S TOUCHDOWN RANKS

Below is a look at where Broncos quarterback Peyton Manning ranks among players in terms of single-game touchdown passes:

## PEYTON MANNING'S CAREER TD PASS RANKINGS

Games with...	No.	Rk.
1+ touchdowns	208	2
2+ touchdowns	144	2
3+ touchdowns	80	1
4+ touchdowns	27	1
5+ touchdowns	7	2
6+ touchdowns	3	1
7+ touchdowns	1	1t

## MANNING BECOMES FASTEST TO 400 TDs

Broncos quarterback Peyton Manning became just the third player in NFL history to eclipse 400 touchdowns with his two scores in Denver's 2012 season opener.

Manning, who notched his 400th career touchdown on a 71-yard strike to wide receiver Demaryius Thomas in the third quarter against the Steelers, reached the milestone in his 209th game and 7,226th attempt—topping Brett Favre and Dan Marino to become the fastest player to 400.

## FEWEST GAMES TO 400 PASSING TOUCHDOWNS, NFL HISTORY

Player	GP	Att.
1. Peyton Manning	209	7,226
2. Dan Marino	227	7,820
3. Brett Favre	228	7,699

## MANNING SETS BRONCOS TD RECORD

Broncos quarterback Peyton Manning threw a single-season team-record 37 touchdown passes for Denver in 2012.

Manning's 37 touchdowns were the second most he has recorded in a single season, trailing only his then-record 49 touchdown passes in 2004.

## MOST PASSING TOUCHDOWNS, SINGLE SEASON, BRONCOS HISTORY

Player	Year	No.
1. Peyton Manning	2012	37
2. Peyton Manning	2013	34
3. Jake Plummer	2004	27
John Elway	1997	27
5. John Elway	1996	26
John Elway	1995	26

## MANNING CLIMBS DENVER RECORD BOOKS

In less than two seasons, Broncos quarterback Peyton Manning already ranks in the team's all-time Top 5 in touchdown passes in addition to ranking seventh in club annals in passing yards.

## MOST TOUCHDOWN PASSES, BRONCOS HISTORY

Player	No.
1. John Elway	300
2. Craig Morton	74
3. Peyton Manning	71
Jake Plummer	71
Brian Griese	71

## MOST PASSING YARDS, BRONCOS HISTORY

Player	No.
1. John Elway	51,475
2. Craig Morton	11,895
3. Brian Griese	11,763
4. Jake Plummer	11,631
5. Jay Cutler	9,024
6. Kyle Orton	8,434
7. Peyton Manning	8,231

## MANNING'S NO-INTERCEPTION STREAK

Quarterback Peyton Manning attempted a career-best 226 consecutive passes without an interception spanning Week 16 in 2012 to Week 5 in 2013.

The streak, which was the longest active streak in the NFL, was the longest of Manning's career and the second-longest in Broncos history.

Manning threw 20 touchdown passes this season before throwing his first interception against Dallas in Week 5 to break the NFL record held by Cleveland quarterback Milt Plum (16 TDs before an INT in 1960).

## MOST CONSECUTIVE ATTEMPTS WITHOUT AN INTERCEPTION, BRONCOS REGULAR-SEASON HISTORY

Player	Year(s)	Dates	No.
1. Jake Plummer	2005	9/18/05-11/24/05	229
2. Peyton Manning	2012-13	12/23/12-10/6/13	226
3. John Elway	1997	10/26/97-12/7/97	190
4. Peyton Manning	2012	9/17/12-10/15/12	176
5. John Elway	1990-91	12/23/90-9/29/91	136

## MOST CONSECUTIVE REGULAR-SEASON ATTEMPTS WITHOUT AN INTERCEPTION, QB PEYTON MANNING

Year(s)	Dates	No.
1. 2012-13	12/23/12-10/6/13	226
2. 2006-07	12/10/06-9/16/07	190
3. 2012	9/17/12-10/15/12	176
4. 2009-10	1/3/10-10/3/10	164
5. 2008	10/27/08-11/23/08	140



## OFFENSIVE NOTES

## MANNING'S 2012-13 STATISTICAL RANKINGS

Below is a look at where Broncos quarterback Peyton Manning ranks among NFL quarterbacks since he signed with the Broncos prior to the 2012 season:

## PEYTON MANNING'S STATISTICAL PASSING RANKS, 2012-13

Statistic	No.	Rk.
Wins	22	1
Attempts	992	5
Completions	686	3
Passing Yards	8,231	2
Passing TDs	71	1
Completion Pct.	69.2	1
Passer Rtg.	111.0	1
300-yard Passing Games	18	1
Games with 3+ Passing TDs	16	1
Games with 100+ Passer Rtg.	16	1

## MANNING'S REGULAR-SEASON STATISTICAL RANKINGS

Below is a look at where Broncos quarterback Peyton Manning ranks all-time in major regular-season statistical passing categories.

## PEYTON MANNING'S REGULAR SEASON STATISTICAL PASSING RANKS

Career Statistic	No.	Active Rk.	All-Time Rk.
Wins	163	1	2
Attempts	8,202	1	3
Completions	5,368	1	2
Passing Yards	63,059	1	2
Passing TDs	470	1	2
Passer Rtg. (min. 1,500 att.)	96.8	2	2
300-yard Passing Games	81	1	1
Games with 3+ Passing TDs	80	1	1
Games with 100+ Passer Rtg.	98	1	2
3,000-yard passing seasons	15	1	2
4,000-yard passing seasons	12	1	1
Seasons with 25+ Passing TDs	15	1	1

## MOST PASSING YARDS, NFL HISTORY

Player	No.
1. Brett Favre	71,838
<b>2. Peyton Manning</b>	<b>63,059</b>
3. Dan Marino	61,361
4. John Elway	51,475
5. Warren Moon	49,395

## MOST PASSING ATTEMPTS, NFL HISTORY

Player	No.
1. Brett Favre	10,169
2. Dan Marino	8,358
<b>3. Peyton Manning</b>	<b>8,202</b>
4. John Elway	7,250
5. Warren Moon	6,823

## MOST PASSING COMPLETIONS, NFL HISTORY

Player	No.
1. Brett Favre	6,300
<b>2. Peyton Manning</b>	<b>5,368</b>
3. Dan Marino	4,967
4. John Elway	4,123
5. Warren Moon	3,988

## MOST PASSING TOUCHDOWNS, NFL HISTORY

Player	No.
1. Brett Favre	508
<b>2. Peyton Manning</b>	<b>470</b>
3. Dan Marino	420
4. Drew Brees	350
5. Tom Brady	348

## MANNING'S POSTSEASON STATISTICAL RANKINGS

Below is a look at where Broncos quarterback Peyton Manning ranks all-time in major postseason statistical passing categories.

## PEYTON MANNING'S POSTSEASON STATISTICAL PASSING RANKS

Career Statistic	No.	Active Rk.	All-Time Rk.
Wins	9	3	11
Attempts	718	2	4
Completions	453	2	4
Passing Yards	5,389	1	3
Passing TDs	29	2	7
Passer Rtg. (min. 100 att.)	88.4	5	14
300-yard Passing Games	8	1	1
Games with 3+ Passing TDs	5	1	3t
Games with 100+ Passer Rtg.	5	2t	9t

## MOST POSTSEASON PASSING YARDS, NFL HISTORY

Player	No.
1. Brett Favre	5,855
2. Joe Montana	5,772
<b>3. Peyton Manning</b>	<b>5,389</b>
4. Tom Brady	5,285
5. John Elway	4,964

## MOST POSTSEASON PASSING ATTEMPTS, NFL HISTORY

Player	No.
1. Tom Brady	793
2. Brett Favre	791
3. Joe Montana	734
<b>4. Peyton Manning</b>	<b>718</b>
5. Dan Marino	687

## MOST POSTSEASON PASSING COMPLETIONS, NFL HISTORY

Player	No.
1. Tom Brady	499
2. Brett Favre	481
3. Joe Montana	460
<b>4. Peyton Manning</b>	<b>453</b>
5. Dan Marino	385

## MOST PASSING TOUCHDOWNS, NFL HISTORY

Player	No.
1. Joe Montana	45
2. Brett Favre	44
3. Tom Brady	38
4. Dan Marino	32
5. Kurt Warner	31
6. Terry Bradshaw	30
<b>7. Peyton Manning</b>	<b>29</b>

## MANNING'S GAME-WINNING DRIVES

Broncos quarterback Peyton Manning owns the most game-winning drives in the fourth quarter or overtime (50) since the 1970 NFL merger, according to Elias Sports Bureau.

Included in his career total are seven game-winning drives during the 1999 and 2009 seasons that are tied for the NFL single-season record.

## MOST CAREER GAME-WINNING DRIVES IN FOURTH QUARTER OR OVERTIME, SINCE 1970 NFL MERGER

Player	No.
<b>1. Peyton Manning, Den./Ind.</b>	<b>50</b>
2. Dan Marino, Mia.	47
3. Brett Favre, Min./NYJ/G.B./Atl.	43
4. John Elway, Den.	40
5. Warren Moon, K.C./Sea./Min./Hou.	35



## OFFENSIVE NOTES

## MANNING'S 300-YARD PASSING GAMES

Peyton Manning owns the most 300-yard passing games (81) in NFL history during the regular season after passing Hall of Fame quarterback Dan Marino with his 330-yard effort against Houston in Week 3 of 2012.

Including his eight 300-yard passing games in the postseason, Manning also owns the most overall 300-yard games (89) in NFL history.

He owns nine games with 300 yards passing in each of his last two seasons with the Broncos to represent the top two spots on the team's all-time list.

## MOST 300-YARD PASSING GAMES, REGULAR SEASON NFL HISTORY

Player	No.
1. Peyton Manning*	81
2. Drew Brees*	75
3. Dan Marino	63
4. Brett Favre	62
5. Tom Brady*	55

\*active

## MOST GAMES WITH 300 PASSING YARDS, SINGLE SEASON, BRONCOS HISTORY

Player	Year	No.
1. Peyton Manning	2013	9
Peyton Manning	2012	9
3. Jay Cutler	2008	8
4. Kyle Orton	2010	6
5. Brian Griese	2000	5
John Elway	1995	5

## MANNING'S PLAYER OF THE WEEK/MONTH HONORS

Broncos quarterback Peyton Manning owns the most conference Player of the Week honors (25) since the award was initiated by the NFL in 1984.

He has already won two Offensive Player of the Week awards this season (Weeks 1 & 3)

He also owns the most AFC Offensive Player of the Month honors (7) since the award's inception in 1986.

## MOST CONFERENCE PLAYER OF THE WEEK AWARDS, NFL HISTORY

Player	No.
1. Peyton Manning*	25
2. Tom Brady*	23
3. Dan Marino	18
4. Drew Brees*	16
Brett Favre	16
6. John Elway	15

\*active

## MOST CONFERENCE PLAYER OF THE MONTH AWARDS, NFL HISTORY

Player	No.
1. Peyton Manning*	7
2. Tom Brady*	6
Aaron Rodgers, G.B.*	6
Brett Favre	6
Bruce Smith	6
Steve Young	6
Barry Sanders	6

## MANNING'S ACCURACY ON DISPLAY

Broncos quarterback Peyton Manning owns an NFL-record 80 career regular-season games completing at least 70 percent of his passes.

In Denver's Week 3 win against Oakland, Manning completed 86.5 percent of his passes (32-of-37) to represent the highest completion rate in Broncos history as well as the highest single-game mark in team annals (min. 20 att.).

## MOST GAMES COMPLETING 70 PERCENT OF PASSES, NFL HISTORY

Player	No.
1. Peyton Manning*	80
2. Drew Brees*	62
3. Brett Favre	59
4. Steve Young	50
5. Joe Montana	44

\*active

## HIGHEST COMPLETION PCT., SINGLE GAME, BRONCOS HISTORY (min. 20 att.)

Player	Opponent (Date)	Att.	Cmp.	Yds.	Pct.
1. Peyton Manning	vs. Oakland (9/23/13)	37	32	374	86.5
2. Craig Morton	vs. Kansas City (12/10/78)	22	19	283	86.4
3. Hugh Millen	at San Francisco (12/17/94)	23	19	217	82.6
4. Peyton Manning	vs. Philadelphia (9/29/13)	34	28	327	82.4
5. John Elway	at Kansas City (12/4/94)	22	18	256	81.8

## MANNING DRIVES RATINGS

Broncos quarterback Peyton Manning leads the NFL in passer rating (118.30) through 11 weeks in 2013 (min. 200 att.) and has posted a 90+ passer rating in each of his last 23 regular-season games to represent the longest such streak in NFL history.

Manning already owns six games this year with a 100+rating to tie for the fifth-highest single-season total in team history.

## HIGHEST QUARTERBACK RATING, NFL, 2013 (min. 200 att.)

Player	Att.	Cmp.	Yds.	TD	INT	Rtg.
1. Peyton Manning	409	286	3,572	34	6	118.3
2. Aaron Rodgers, G.B.	251	168	2,218	15	4	108.0
3. Drew Brees, N.O.	406	277	3,369	26	8	106.7
4. Russell Wilson, Sea.	275	176	2,362	19	6	105.1
5. Philip Rivers, S.D.	358	254	2,989	19	8	104.4

## MOST CONSECUTIVE GAMES WITH 90+PASSER RATING, NFL HISTORY (min. 15 att.)

Player	Year(s)	No.
1. Peyton Manning, Den.	2012-13 (13 in '12, 10 in '13)*	23
2. Peyton Manning, Ind.	2004 (Games 1-15)	15
3. Tom Brady, N.E.	2006-07 (last 3 in '06, first 11 in '07)	14

\*active streak

## MOST GAMES POSTING A 100+PASSER RATING, SINGLE SEASON, BRONCOS HISTORY

Player	Year	No.
1. Peyton Manning	2012	10
2. John Elway	1997	7
John Elway	1993	7
Craig Morton	1981	7
5. Peyton Manning	2013	6
Four other instances	-	6





## OFFENSIVE NOTES

## DENVER'S RUN GAME TRADITION

The Broncos have averaged an NFL-best 133.9 rushing yards per game since 1995 and have produced a league-high 18 individual 100-yard rushers during that span.

## MOST RUSHING YARDS PER GAME, 1995-PRES.

Team	Yds./G
1. Denver	133.9
2. Pittsburgh	126.7
3. Kansas City	126.7
4. Minnesota	126.4
5. San Francisco	121.1

## MOST DIFFERENT INDIVIDUAL 100-YARD RUSHERS, NFL, 1995-PRES.

Player	No.
1. Denver	18
2. Carolina	16
3. Kansas City	14

DENVER BRONCOS' INDIVIDUAL 100-YARD RUSHERS, 1995-PRES.  
(Regular Season Only)

Player	No.	Player	No.
Terrell Davis	34	Correll Buckhalter	2
Clinton Portis	18	Quentin Griffin	2
Mike Anderson	12	Selvin Young	2
Willis McGahee	10	Tim Tebow	1
Tatum Bell	9	Mike Bell	1
Reuben Droughns	6	Aaron Craver	1
<b>Knowshon Moreno</b>	<b>4</b>	Peyton Hillis	1
Olandis Gary	4	Glyn Milburn	1
Travis Henry	3	Michael Pittman	1

## MORENO AMONG BRONCOS' TOP 10 CAREER RUSHERS

Broncos running back Knowshon Moreno ranks eighth in franchise history with 3,030 career rushing yards.

## MOST CAREER RUSHING YARDS, BRONCOS HISTORY

Player	Years	G	Att.	Yds.	Avg.	TD
1. Terrell Davis	1995-2001	78	1,655	7,607	4.6	60
2. Floyd Little	1967-75	117	1,641	6,323	3.9	43
3. Sammy Winder	1982-90	127	1,495	5,427	3.6	39
4. Otis Armstrong	1973-80	96	1,023	4,453	4.4	25
5. Mike Anderson	2000-05	74	865	3,822	4.4	36
6. John Elway	1983-98	234	774	3,407	4.4	33
7. Clinton Portis	2002-03	29	563	3,099	5.5	29
<b>8. Knowshon Moreno</b>	<b>2009-pres.</b>	<b>54</b>	<b>754</b>	<b>3,030</b>	<b>4.0</b>	<b>24</b>
9. Jon Keyworth	1974-80	95	699	2,653	3.8	22
10. Tatum Bell	2004-08	49	525	2,591	4.9	15

## MORENO RANKS THIRD IN RUSHING TOUCHDOWNS

Broncos running back Knowshon Moreno ranks third in the NFL with a career-high eight rushing touchdowns this season.

## MOST RUSHING TOUCHDOWNS, NFL, 2013

Player	No.
1. Marshawn Lynch, Sea.	9
Adrian Peterson, Min.	9
<b>3. Knowshon Moreno, Den.</b>	<b>8</b>
4. Matt Forte, Chi.	7
Frank Gore, S.F.	7

## MORENO SEIZES HIS OPPORTUNITY

Since taking over as Denver's starting running back in Week 12 of 2012, Broncos running back Knowshon Moreno ranks seventh among his position group with 1,601 yards from scrimmage and owns the fifth most rushing touchdowns during that span.

## MOST YARDS FROM SCRIMMAGE, WEEK 12, 2012-PRES. (RUNNING BACKS)

Opp. (Date)	Rush	Rec.	Total
1. Adrian Paterson, Min.	1,820	225	2,045
2. Jamaal Charles, K.C.	1,491	430	1,921
3. Marshawn Lynch, Sea.	1,510	281	1,791
4. Matt Forte, Chi.	1,227	534	1,761
5. Alfred Morris, Was.	1,662	57	1,719
6. LeSean McCoy, Phi.	1,099	537	1,636
<b>7. Knowshon Moreno, Den.</b>	<b>1,110</b>	<b>491</b>	<b>1,601</b>

## MOST RUSHING TOUCHDOWNS WEEK 12, 2012-PRES.

Player	No.
1. Adrian Peterson, Min.	15
2. Marshawn Lynch, Sea.	14
3. Alfred Morris, Was.	13
4. Stevan Ridley, N.E.	12
<b>5. Knowshon Moreno, Den.</b>	<b>11</b>

## MORENO ACCOMPLISHES RARE FEAT vs. JAGUARS

Broncos running back Knowshon Moreno became just the ninth player in NFL history with seven receptions and three rushing touchdowns with his performance against Jacksonville.

His three rushing touchdowns tied for the third-most in Broncos history and the most since Tatum Bell had three at San Diego on Dec. 31, 2005.

## PLAYERS WITH SEVEN RECEPTIONS AND THREE RUSHING TOUCHDOWNS, SINGLE GAME, NFL HISTORY

Player	Opponent (Date)	Rec.	Rush TD
Wilbert Montgomery, Phi.	vs. Was. (9/10/78)	7	3
Marcus Allen, LAA	vs. LAN (12/18/82)	8	3
Wayne Wilson, N.O.	vs. Atl. (1/2/83)	11	3
Marshall Faulk, Stl.	vs. S.F. (9/17/00)	7	3
Marshall Faulk, Stl.	vs. Ind. (12/30/01)	7	3
Marshall Faulk, Stl.	vs. Sea. (10/20/02)	7	3
Priest Holmes, K.C.	vs. Den. (10/20/02)	7	3
LaDainian Tomlinson, S.D.	vs. Den. (12/1/02)	11	3
LaDainian Tomlinson, S.D.	at S.F. (10/15/06)	7	4
Reggie Bush, N.O.	vs. S.F. (12/3/06)	9	3
Ray Rice, Bal.	vs. Ari. (10/30/11)	7	3
<b>Knowshon Moreno, Den.</b>	<b>vs. Jac. (10/13/13)</b>	<b>7</b>	<b>3</b>

## DEMARIUS THOMAS IS A BIG-PLAY THREAT

Wide receiver Demaryius Thomas ranks first in the NFL with 31 receptions of 25 yards or more since the beginning of last season.

## MOST 25+YARD RECEPTIONS, NFL, 2012-13

Player	No.
<b>1. Demaryius Thomas, Den.</b>	<b>31</b>
2. Calvin Johnson, Det.	29
3. Vincent Jackson, T.B.	24
4. Dez Bryant, Dal.	23
5. A.J. Green, Cin.	21
Torrey Smith, Bal.	21



## OFFENSIVE NOTES

## DEMARIYUS THOMAS JOINS THE ELITE

Broncos wide receiver Demaryius Thomas, who was named to his first Pro Bowl in 2012 after finishing fourth in the NFL with 1,434 receiving yards (third most in team history), currently ranks sixth in the NFL with 914 receiving yards in 2013.

Thomas is just 86 yards shy of producing his second consecutive 1,000-yard receiving season.

## MOST RECEIVING YARDS, NFL, 2013

Player	Rec.	Yds.	Avg.	TD	Yds./G
1. Calvin Johnson, Det.	59	1,083	18.4	11	120.3
2. A.J. Green, Cin.	67	1,020	15.2	6	92.7
3. DeSean Jackson, Phi.	58	985	17.0	7	89.5
4. Andre Johnson, Hou.	72	966	13.4	5	96.6
5. Antonio Brown, Pit.	74	952	12.9	5	95.2
6. Demaryius Thomas, Den.	60	914	15.2	9	91.4

## D. THOMAS POSTS THREE STRAIGHT 100-YARD GAMES

Broncos wide receiver Demaryius Thomas totaled at least 100 yards receiving in three straight games (Weeks 16-17 in 2012 and Week 1 in 2013).

His three consecutive games with 100 receiving yards tied for the longest streak in team history.

## MOST CONSECUTIVE GAMES WITH 100 RECEIVING YARDS, BRONCOS HISTORY

Player	Year(s)	Dates	No.
1. Demaryius Thomas	2012-13	12/23/12-9/5/13	3
Brandon Lloyd	2010	9/26/10-1-0/10/10	3
Brandon Marshall	2007-08	12/30/07-9/21/08	3
Rod Smith	2000	10/15/00-11/5/00	3
Anthony Miller	1994	11/20/94-12/4/94	3
Mark Jackson	1988	11/27/88-12/11/88	3
Lionel Taylor	1961	9/24/61-11/8/61	3

## D. THOMAS/DECKER RACK UP THE TOUCHDOWNS

Wide receivers Demaryius Thomas and Eric Decker have each posted 25 receiving touchdowns since they entered the NFL in 2010 to tie Brandon Marshall for the most receiving scores in team history through a player's first four seasons.

Decker's 21 receiving touchdowns from 2011-12 were the most receiving scores in a two-year span in team annals.

## MOST RECEIVING TOUCHDOWNS IN FIRST FOUR SEASONS, BRONCOS HISTORY

Player	Years	No.
1. Eric Decker	2010-13	25
Demaryius Thomas	2010-13	25
Brandon Marshall	2006-09	25
4. Demaryius Thomas	2010-13	22
5. Rod Smith	1995-98	21

## MOST RECEIVING TDs IN A TWO-YEAR SPAN, BRONCOS HISTORY

Player	Years	No.
1. Eric Decker	2011-12	21
2. Rod Smith	2000-01	19
Anthony Miller	1994-95	19
4. Rod Smith	1997-98	18
Ed McCaffrey	1997-98	18

## WELKER AMONG BEST UNDRAFTED PLAYERS

Broncos wide receiver Wes Welker, who entered the NFL with San Diego as a college free agent in 2004, owns 829 career receptions, trailing only Broncos Ring of Fame wide receiver Rod Smith (849) among undrafted players in league history in that category.

## MOST RECEPTIONS BY AN UNDRAFTED PLAYER, NFL HISTORY

Player	Years	Rec.	Yds.	Avg.	TD
1. Rod Smith, Den.	1996-2006	849	11,389	13.4	68
2. Wes Welker, S.D./Mia./N.E./Den.	2006-Pres.	829	9,228	11.1	47
3. Gary Clark, Was./Ari./Mia.	1985-95	699	10,856	15.5	65
4. Antonio Gates, S.D.	2003-Pres.	698	8,985	12.9	86
5. Wayne Chrebet, NYJ	1995-2005	580	7,365	12.7	41

## WELKER'S SIX-SEASON STRETCH

Broncos wide receiver Wes Welker, who signed with the Broncos as an unrestricted free agent during the offseason, totaled the most receptions (672) in Patriots history from 2007-12 to represent the most productive six-season stretch in NFL history.

## MOST RECEPTIONS IN A SIX-SEASON SPAN, NFL HISTORY

Player	Years	Rec.	Yds.	Avg.	TD
1. Wes Welker, N.E.	2007-12	672	7,459	11.1	37
2. Marvin Harrison, Ind.	1999-2004	649	8,707	13.4	77
3. Marvin Harrison, Ind.	1998-2003	622	8,370	13.5	69
4. Wes Welker, Mia./N.E.	2006-11	621	6,792	10.9	32
5. Marvin Harrison, Ind.	2000-05	616	8,190	13.3	77

## WELKER HITS THE CENTURY MARK

Wide receiver Wes Welker owns two of the Top 4 single-season receiving totals in NFL history in addition to being the only player in league annals to top the 100-catch mark five times.

## MOST SEASONS WITH 100+ RECEPTIONS, NFL HISTORY

Player	No.	Years
1. Wes Welker, S.D./Mia./N.E.	5	2007-09, '11-12
2. Marvin Harrison, Ind.	4	1999-2002
Andre Johnson, Hou.	4	2006, '08-09, '12
Brandon Marshall, Den./Mia./Chi.	4	2007-09, '12
Jerry Rice, S.F./Oak./Sea.	4	1990, '94-96
Reggie Wayne, Ind.	4	2007, '09-10, '12
7. Herman Moore, Det./NYG	3	1995-97

## MOST RECEPTIONS, SINGLE SEASON, NFL HISTORY

Player	W	L	T	Pct.
1. Marvin Harrison, Ind.	2002	143	1,722	11
2. Wes Welker, N.E.	2009	123	1,348	4
Herman Moore, Det.	1995	123	1,686	14
4. Wes Welker, N.E.	2011	122	1,569	9
Calvin Johnson, Det.	2012	122	1,964	5
Jerry Rice, S.F.	1995	122	1,848	15
Cris Carter, Min.	1995	122	1,371	17
Cris Carter, Min.	1994	122	1,256	7



## OFFENSIVE NOTES

## WELKER'S TOUCHDOWN STREAK

In Week 6 against Jacksonville, Broncos wide receiver Wes Welker became the first player in NFL history to catch at least one touchdown in each of his first six games with a team. His six-game touchdown streak, which ended in Week 7, tied for the longest such streak in team history.

## MOST CONSECUTIVE GAMES CATCHING A TOUCHDOWN TO START A CAREER WITH A TEAM

Player	Year	No.
1. <b>Wes Welker, Den.</b>	<b>2013</b>	<b>6</b>
2. Charlie Brown, Was.	1982	5
3. Several tied	—	4

## MOST CONSECUTIVE GAMES WITH A TD RECEPTION, BRONCOS HISTORY

Player	Year(s)	No.
1. <b>Wes Welker</b>	<b>2013</b>	<b>6</b>
Anthony Miller	1995	6
Vance Johnson	1987	6
Al Denson	1969	6
Lionel Taylor	1960-61	6
6. Eric Decker	2012	5
Steve Watson	1981	5

## WELKER A DOUBLE-DIGIT THREAT

Wide receiver Wes Welker owns the second-most games (18) in NFL history with 10 or more receptions.

## MOST GAMES WITH 10+ RECEPTIONS, NFL HISTORY

Player	Team(s)	No.
1. Andre Johnson	Houston	20
2. <b>Wes Welker</b>	<b>S.D./Mia./N.E./Den.</b>	<b>18</b>
3. Jerry Rice	S.F./Oak./Sea.	17
4. Brandon Marshall	Den./Mia./Chi.	16
Marvin Harrison	Indianapolis	16

## A HIGH-SCORING TRIO

Denver tight end Julius Thomas along with wide receivers Demaryius Thomas and Wes Welker are all in the Top 5 in the NFL in touchdown receptions.

Only 10 games into the season, the Broncos are already just the third team in NFL history with three different individuals catching at least nine touchdown passes.

## MOST RECEIVING TOUCHDOWNS, NFL, 2013

Player	No.
1. Calvin Johnson, Det.	11
2. <b>Julius Thomas, Den.</b>	<b>10</b>
Jimmy Graham, N.O.	10
4. <b>Demaryius Thomas, Den.</b>	<b>9</b>
<b>Wes Welker, Den.</b>	<b>9</b>

## TEAMS WITH THREE PLAYERS CATCHING AT LEAST NINE TD PASSES, SINGLE SEASON, NFL HISTORY

Team	Year	Players	TD
Houston	1961	Bill Groman	17
		Charley Hennigan	12
		Billy Cannon	9
Indianapolis	2004	Marvin Harrison	15
		Reggie Wayne	12
		Brandon Stokley	10
Denver	2013	<b>Julius Thomas</b>	<b>10</b>
		<b>Demaryius Thomas</b>	<b>9</b>
		<b>Wes Welker</b>	<b>9</b>

## JULIUS THOMAS EMERGES

Broncos tight end Julius Thomas, who battled multiple injuries while combining for just one catch during his first two NFL seasons, has already racked up 45 receptions for 590 yards (13.1 avg.) with 10 touchdowns through 10 games.

He has posted two games this season with at least 100 receiving yards and two touchdowns, representing just the seventh and eighth such performances, respectively, by a Broncos tight end. He is the only tight end in team history to accomplish the feat twice in the same season.

This season, Thomas has also posted two of the top three receiving yardage outputs by a Broncos tight end since 2000.

## 100-YARD, TWO-TOUCHDOWN GAMES BY A TIGHT END, BRONCOS HISTORY

Player	Opponent (Date)	Rec.	Yds.	Avg.	TD
Riley Odoms	vs. K.C. (12/10/78)	7	165	23.6	2
Bob Micho	at K.C. (10/18/87)*	9	105	11.7	2
Shannon Sharpe	at LAA (1/2/94)	6	115	19.2	2
Shannon Sharpe	vs. S.D. (10/6/96)	13	153	11.8	3
Shannon Sharpe	at K.C. (10/20/02)	12	214	17.8	2
Shannon Sharpe	vs. S.D. (11/16/03)	7	101	14.4	3
<b>Julius Thomas</b>	<b>vs. Bal. (9/5/13)</b>	<b>5</b>	<b>110</b>	<b>22.0</b>	<b>2</b>
<b>Julius Thomas</b>	<b>at Dal. (10/6/13)</b>	<b>9</b>	<b>122</b>	<b>13.6</b>	<b>2</b>

\*Replacement Game

## MOST RECEIVING YARDS BY A BRONCOS TIGHT END, SINCE 2000

Player	Opponent (Date)	Rec.	Yds.	Avg.	TD
1. Shannon Sharpe	at K.C. (10/20/02)	12	214*	17.8	2
2. <b>Julius Thomas</b>	<b>at Dal. (10/6/13)</b>	<b>9</b>	<b>122</b>	<b>13.6</b>	<b>2</b>
<b>Julius Thomas</b>	<b>vs. Bal. (9/5/13)</b>	<b>5</b>	<b>110</b>	<b>22.0</b>	<b>2</b>
4. Tony Scheffler	at S.D. (10/19/09)	6	101	16.8	1
Shannon Sharpe	vs. S.D. (11/16/03)	7	101	14.4	3

\*Broncos record

## JULIUS THOMAS: A RED ZONE TARGET

Broncos tight end Julius Thomas is tied for second in the NFL with 10 receiving touchdowns this season (see previous column for chart).

His 10 receiving scores are tied with Hall of Famer Shannon Sharpe for the most in team history by a tight end.

## MOST RECEIVING TOUCHDOWNS BY A TIGHT END, SINGLE SEASON, BRONCOS HISTORY

Player	Year	No.
1. <b>Julius Thomas</b>	<b>2013</b>	<b>10</b>
Shannon Sharpe	1998	10
Shannon Sharpe	1996	10
4. Shannon Sharpe	1993	9
5. Shannon Sharpe	2003	8

## GREAT START TO BEADLES' CAREER

Broncos guard Zane Beadles, who was selected to his first Pro Bowl in 2012, owns the third-most starts (56) in the regular season among offensive linemen who entered the NFL in 2010.

## MOST STARTS AMONG OFFENSIVE LINEMEN WHO ENTERED THE NFL IN 2012

Player	Starts
1. Anthony Davis, S.F.	58
Mike Iupati, S.F.	58
3. <b>Zane Beadles, Den.</b>	<b>56</b>



## DEFENSIVE NOTES

## BRONCOS DEFENSIVE NOTES

## QUICKLY:

\* - Interim Head Coach/Defensive Coordinator Jack Del Rio's defenses have ranked in the league's Top 6 in yards per game allowed in nine of his 15 seasons as a position coach, coordinator or head coach.

\* - Denver has forced an NFL-best 13 takeaways in the fourth quarter this season and own a +6 turnover margin in the final frame.

\* - The Broncos rank fourth in the NFL in run defense (92.7 ypg) and have allowed the fifth-fewest yards per rush (3.7) in the league through 11 weeks.

\* - CB Champ Bailey was named to his 12th career Pro Bowl in 2012 to set a record for defensive backs and become one of just 10 players in NFL history with a dozen selections.

\* - Bailey's 34 interceptions rank fifth in the NFL since he joined the Broncos in 2004. His 52 career interceptions rank first among all active NFL cornerbacks and are third among all players since entering the league in 1999.

\* - LB Wesley Woodyard was the only player in the NFL last year and just the 12th player since at least 1982 to record 100 tackles, five sacks and three interceptions in a season.

\* - CB Chris Harris is one of just five defensive backs (and one of just two cornerbacks) in the NFL who have totaled at least 45 tackles and three interceptions this season.

\* - CB Dominique Rodgers-Cromartie leads the NFL with 96 passes defended since he entered the NFL in 2008.

\* - DE Shaun Phillips leads the Broncos with nine sacks and has totaled at least seven sacks in eight of his 10 seasons.

## BRONCOS CREATE TURNOVERS WHEN IT COUNTS

The Broncos have forced an NFL-best 13 takeaways in the fourth quarter this season and own a +6 turnover margin in the final frame.

Included in that total was a five-takeaway performance against Washington in Week 8.

## MOST TAKEAWAYS IN THE FOURTH QUARTER, NFL, 2013

Team	No.
1. Denver	13
2. Kansas City	11
Seattle	11
4. Arizona	10
New England	10

## DENVER BRONCOS TURNOVER RATIO BY QUARTER, 2013

1	2	3	4
-3	EVEN	-5	+6

## TEAMS WITH FIVE TAKEAWAYS IN A SINGLE QUARTER, NFL, SINCE 1991

Team	Opp. (Date)	Qtr.	INT/FR
Denver	vs. Was. (10/27/13)	4	4/1
Seattle	vs. Ari. (12/9/12)	2	3/2
Philadelphia	vs. Stl. (1/2/00)	4	2/3
Minnesota	at Pit. (9/24/95)	3	4/1

## RUN DEFENSE GETTING IT DONE

The Broncos rank fourth in the NFL in rushing yards per game allowed (92.7) and fifth in rushing average allowed (3.7) through 11 weeks.

## FEWEST RUSHING YARDS PER GAME ALLOWED, NFL, 2013

Team	Yds./G
1. N.Y. Jets	73.2
2. Arizona	81.4
3. Carolina	84.5
4. Denver	92.7
5. Detroit	94.6

## FEWEST YARDS PER RUSH ALLOWED, NFL, 2013

Team	Avg.
1. N.Y. Jets	2.9
2. Arizona	3.4
3. Cleveland	3.5
4. N.Y. Giants	3.6
5. Denver	3.7

## BAILEY A 12-TIME PRO BOWL SELECTION

Broncos cornerback Champ Bailey was named to his 12th career Pro Bowl in 2012 to set a record for defensive backs and become one of just 10 player sin NFL history with a dozen selections.

Bailey was a four-time Pro Bowl selection (2000-03) with Washington before earning eight Pro Bowls with the Broncos (2004-07, 2009-12). His eight Pro Bowls with Denver are tied for the second-most in club history.

## MOST PRO BOWL SELECTIONS, NFL HISTORY

Player	Pos.	No.
1. Bruce Matthews	C	14
2. Jerry Rice	WR	13
Reggie White	DE	13
Tony Gonzalez	TE	13
5. Champ Bailey	CB	12
Peyton Manning	QB	12
Ray Lewis	LB	12
Randall McDaniel	G	12
Junior Seau	LB	12
Will Shields	G	12

## MOST PRO BOWL SELECTIONS, BRONCOS HISTORY

Player	Pos.	No.
1. John Elway	QB	9
2. Champ Bailey	CB	8
Steve Atwater	S	8
4. Shannon Sharpe	TE	7
Randy Gradishar	LB	7

## IT STARTS WITH BAILEY

Broncos cornerback Champ Bailey owns the most starts (211) at cornerback since he entered the league in 1999.

## MOST STARTS AT CORNERBACK, NFL, 1999-PRES.

Player	Starts
1. Champ Bailey, Den.	211
2. Ronde Barber, T.B.	209
3. Charles Woodson, G.B./Oak.	181
4. Antoine Winfield, Min./Buf.	173
5. Nate Clements, Cin./S.F./Buf.	161





## DEFENSIVE NOTES

## BAILEY'S CAREER INTERCEPTION TOTAL RISING

Among active players, Broncos cornerback Champ Bailey ranks third in the NFL and first among cornerbacks with 52 interceptions. He also leads all active players with 201 pass breakups, averaging nearly one per game.

## MOST INTERCEPTIONS, NFL, ACTIVE PLAYERS

Player	INTs	Yds.
1. Ed Reed, Bal./Hou.	61	1,541
2. Charles Woodson, G.B./Oak.	56	909
3. <b>Champ Bailey, Den./Was.</b>	<b>52</b>	<b>464</b>
4. Asante Samuel, Atl./Phi./N.E.	51	728
5. DeAngelo Hall, Atl./Oak./Was.	42	832

## MOST PASSES DEFENSED, NFL, ACTIVE PLAYERS

Player	G	PD	PD/Gm
1. <b>Champ Bailey, Den./Was.</b>	<b>212</b>	<b>204</b>	<b>0.96</b>
2. Charles Woodson, G.B./Oak.	216	187	0.87
3. Asante Samuel, Atl./Phi./N.E.	154	163	1.06
4. Terence Newman, Dal./Cin.	159	147	0.92
5. Quentin Jammer, Den./S.D.	177	141	0.80

## BAILEY IN DENVER'S RECORD BOOK

Cornerback Champ Bailey is tied for fourth in club history with 34 interceptions as a Bronco. He also recorded the second-most interceptions (10) for a season in club annals in 2006, and his eight interceptions in 2005 ranked sixth for a year in franchise history.

Bailey's 10 interceptions in 2006 helped him finish second in voting for Associated Press NFL Defensive Player of the Year with 16 votes.

## MOST INTERCEPTIONS BY A BRONCO, CAREER

Player	INTs	Yds.	Avg.	TDs
1. Steve Foley, 1976-86	44	622	14.1	1
2. Goose Gosnoul, 1960-66	43	542	12.6	2
3. Billy Thompson, 1969-81	40	784	19.6	3
4. <b>Champ Bailey, 2004-Pres.</b>	<b>34</b>	<b>340</b>	<b>10.0</b>	<b>3</b>
Tyrone Braxton, 1987-93, '95-99	34	614	18.1	4

## MOST INTERCEPTIONS BY A BRONCO, SINGLE SEASON

Player	INTs	Yds.	Avg.	TDs
1. Goose Gosnoul, 1960	11	98	8.9	0
2. <b>Champ Bailey, 2006</b>	<b>10</b>	<b>162</b>	<b>16.2</b>	<b>1</b>
3. Deltha O'Neal, 2001	9	115	12.8	0
Tyrone Braxton, 1996	9	128	14.2	1
Willie Brown, 1964	9	140	15.6	0
6. <b>Champ Bailey, 2005</b>	<b>8</b>	<b>139</b>	<b>17.4</b>	<b>2</b>

## BAILEY PRODUCES AS A BRONCO

Cornerback Champ Bailey, who is in his 10th season with the Broncos in 2013, has the fifth-most interceptions (34) in the NFL since he was traded to Denver from Washington in 2004. He had 18 interceptions with the Broncos from 2005-06 with that total marking the most by an NFL player in a two-year stretch since Everson Walls had 18 interceptions for Dallas from 1981-82.

## MOST INTERCEPTIONS, NFL, 2004-PRES.

Player	INTs	Yds.
1. Ed Reed, Bal./Hou.	49	1,242
Asante Samuel, Atl./Phi./N.E.	49	673
3. DeAngelo Hall, Was./Oak./Atl.	42	832
4. Charles Woodson, G.B./Oak.	41	606
5. <b>Champ Bailey, Den.</b>	<b>34</b>	<b>340</b>

## VON MILLER'S 2012 STATISTICAL RANKINGS

Broncos linebacker Von Miller finished his second NFL season ranked in the Top 5 in sacks, quarterback knockdowns, quarterback hurries, tackles for a loss, run stuffs and forced fumbles.

## VON MILLER'S STATISTICAL RANKS, 2012

Statistic	No.	Rk.
Sacks	18.5	3
QB Knockdowns	27	5t
QB Hurries	12	4t
Tackles for a loss	28	2
Run stuffs	13	4t
Forced Fumbles	6	3t
Interception TDs	1	10t

## MILLER AMONG NFL'S BEST DEFENDERS

Broncos linebacker Von Miller, who was selected as a starter for his second career Pro Bowl in 2012, finished as runner up for NFL Defensive Player of the Year.

The only player in Broncos history to make the Pro Bowl in each of his first two seasons, he joined DeMarcus Ware (Dal., 2008) as the only NFL players since 1994 to record at least 15 sacks, 25 tackles for a loss and five forced fumbles in a single season.

Additionally, Miller posted the most sacks (18.5) in a single season in team annals, and his six forced fumbles tied for the most in franchise history (since 1984).

## PLAYERS WITH AT LEAST 15 SACKS, 25 TFLs AND 5 FF, SINGLE SEASON, NFL, SINCE 1994

Player	Year	GP	Sk.	TFL	FF
DeMarcus Ware, Dal.	2008	16	22.0	27	6
<b>Von Miller, Den.</b>	<b>2012</b>	<b>16</b>	<b>18.5</b>	<b>28</b>	<b>6</b>

## MOST SACKS BY A BRONCO, SINGLE SEASON

Player	Year	No.
1. <b>Von Miller</b>	<b>2012</b>	<b>18.5</b>
2. Elvis Dumervil	2009	17.0
3. Simon Fletcher	1992	16.0
4. Simon Fletcher	1993	13.5
Simon Fletcher	1991	13.5
Rulon Jones	1986	13.5

## MOST FORCED FUMBLES BY A BRONCO, SINGLE SEASON (Since 1984)

Player	Year	No.
1. <b>Von Miller</b>	<b>2012</b>	<b>6</b>
Elvis Dumervil	2012	6
Dennis Smith	1989	6
4. Simon Fletcher	1992	5
Karl Mecklenburg	1985	5

## RODGERS-CROMARTIE HAS A KNACK FOR THE BALL

Broncos cornerback Dominique Rodgers-Cromartie, who was signed by the Broncos as an unrestricted free agent this offseason, has totaled the most passes defended (96) in the NFL since 2008 according to press box totals.

## MOST PASSES DEFENSED, NFL, 2008-PRES.

## (Press Box Totals)

Player	Team(s)	No.
1. <b>Dominique Rodgers-Cromartie</b>	<b>Ari./Phi./Den.</b>	<b>96</b>
2. Tramon Williams	Green Bay	94
3. Brandon Flowers	Kansas City	88
Darrelle Revis	NYJ/T.B.	88
5. DeAngelo Hall	Oak./Was.	85



## DEFENSIVE NOTES

## RODGERS-CROMARTIE'S PICK-6's

Broncos cornerback Dominique Rodgers-Cromartie has returned five interceptions for touchdowns during his career to rank third in the league since he entered the NFL in 2008.

## MOST INTERCEPTIONS RETURNED FOR TOUCHDOWNS, NFL, 2008-PRES.

Player	Team(s)	No.
1. Charles Tillman	Chicago	7
Charles Woodson	G.B./Oak.	7
3. <b>Dominique Rodgers-Cromartie</b>	<b>Ari./Phi./Den.</b>	<b>5</b>
4. Seven players	-	4

## HARRIS IS A VERSATILE WEAPON

Broncos cornerback Chris Harris is one of just five defensive backs (and one of just two cornerbacks) in the NFL who have totaled at least 45 tackles and three interceptions this season.

## DEFENSIVE BACKS WITH 45 TT AND 3 INT, NFL, 2013

Player	Pos.	TT	INT
<b>Chris Harris, Den.</b>	<b>CB</b>	<b>48</b>	<b>3</b>
Earl Thomas, Sea.	S	75	4
Aaron Williams, Buf.	S	69	3
Antrel Rolle, NYG	S	54	4
DeAngelo Hall, Was.	CB	52	3

## IHENACHO MAKES HIS PRESENCE FELT

Broncos safety Duke Ihenacho totaled 12 tackles (11 solo) and three passes defended against Baltimore in Week 1 to become the first player since Kansas City's Derrick Johnson (12/19/10) to reach both of those totals in the same game (according to press box totals).

He also became the first player (since at least 1994) to accomplish that feat in his first career start.

## BRONCOS TO RECORD 12 TACKLES AND 3 PASSES DEFENSED, SINGLE GAME (Since 1994)

Player	Opp. (Date)	TT	PD
<b>Duke Ihenacho</b>	<b>vs. Bal. (9/5/13)</b>	<b>12</b>	<b>3</b>
John Mobley	vs. N.E. (10/6/97)	13	3

## TREVATHAN'S INTERCEPTIONS

Broncos linebacker Danny Trevathan shares the team lead with three interceptions this season to tie for fourth in the NFL among his position group in that category.

With one more interception this year, he can become just the fourth linebacker in team history with at least four picks in a season.

## MOST INTERCEPTIONS BY A LINEBACKER, 2013

Player	No.
1. DeAndre Levy, Det.	5
2. Kiko Alonso, Buf.	4
Sean Lee, Dal.	4
4. <b>Danny Trevathan, Den.</b>	<b>3</b>
Luke Kuechly, Car.	3

## WOODYARD STUFFS THE STAT SHEET

Broncos linebacker Wesley Woodyard, who led the team with a career-high 114 tackles in 2012, was the only player in the NFL last year to record at least 100 tackles, five sacks and three interceptions. He was also just the 12th player since at least 1982 to accomplish that feat in a single season.

## PLAYERS WITH 100 TACKLES, FIVE SACKS AND THREE INTS, SINGLE SEASON, NFL HISTORY (Since 1982)

Player	Year	TT	Sk	INT
Dennis Smith, Den.	1983	114	5.0	4
Dave Duerson, Chi.	1986	109	7.0	6
Wilber Marshall, Chi.	1986	105	5.5	5
Seth Joyner, Phi.	1991	110	6.5	3
Wilber Marshall, Was.	1991	135	5.5	5
Seth Joyner, Phi.	1992	121	6.5	4
Rod Woodson, Pit.	1992	100	6.0	4
Mo Lewis, NYJ	1994	130	6.0	4
Greg Lloyd, Pit.	1995	116	6.5	3
Rodney Harrison, S.D.	2000	127	6.0	6
London Fletcher, Stl.	2000	133	5.5	4
Brian Urlacher, Chi.	2001	117	6.0	3
Mike Peterson, Jac.	2005	132	6.0	3
Brian Urlacher, Chi.	2007	123	5.0	5
<b>Wesley Woodyard, Den.</b>	<b>2012</b>	<b>114</b>	<b>5.5</b>	<b>3</b>

## PHILLIPS GETS TO THE QUARTERBACK

Broncos defensive end Shaun Phillips, who leads the team with nine sacks this season, has totaled at least seven sacks in eight of his 10 seasons.

## MOST SEASONS WITH 7+ SACKS, NFL, SINCE 2004

Player	No.
1. Robert Mathis, Ind.	10
2. Jared Allen, K.C./Min.	9
3. <b>Shaun Phillips, S.D./Den.</b>	<b>8</b>
John Abraham, NYJ/Atl./Ari.	8
Julius Peppers, Car./Chi.	8
DeMarcus Ware, Dal.	8

## PHILLIPS HAS A FINE BRONCOS DEBUT

Broncos defensive end Shaun Phillips tallied 2.5 sacks (14 yds.) in Denver's season opener against Baltimore to represent the most quarterback takedowns by a player in his Broncos debut (since 1982).

## MOST SACKS IN A BRONCOS DEBUT (Since 1982)

Player	Opponent (Date)	No.
1. <b>Shaun Phillips</b>	<b>vs. Bal. (9/5/13)</b>	<b>2.5</b>
2. Anton Palepoi	at Oak. (10/17/04)	2.0
3. Alfred Williams	vs. NYJ (9/1/96)	1.5
4. Many players	-	1.0



## DEFENSIVE / SPECIAL TEAMS NOTES

## BRONCOS SPECIAL TEAMS NOTES

## QUICKLY:

\* - **Jeff Rodgers** is in his third season as Denver's special teams coordinator after serving in that capacity under Head Coach John Fox in Carolina in 2010.

\* - **K Matt Prater** set the team's single-season scoring record by a kicker with 133 points in 2012.

\* - **Prater** is 48-of-51 (.941) in his career in the fourth quarter or overtime, including 7-of-7 in 2013.

\* - **Prater** owns the best field goal percentage from 50+ yards (.760 / 19-of-25) in NFL history among players who started their career after 1970.

\* - **P Britton Colquitt** set the franchise net punting record for the second consecutive season in 2012.

\* - **WR Trindon Holliday** ranks first since the 1970 NFL merger with a return score every 4.5 games played (min. 20 GP).

\* - **Holliday** is just the third player in franchise history to record a touchdown on a kickoff return and a punt return in the same season (2012 & '13).

## RODGERS HAS SPECIAL TEAMS FLOURISHING

Special Teams Coordinator Jeff Rodgers has led his unit to a Top 10 ranking in several categories since he was hired by Head John Fox prior to the 2011 season.

After taking over a special-teams group that ranked 26th in the NFL by Rick Gosselin of *The Dallas Morning News* in 2010, Rodgers led the unit to a No. 10 placing and a No. 11 finish, respectively in 2011 and '12.

## BRONCOS SPECIAL-TEAMS RANKINGS, 2011-13

Statistic	No.	Rk.
Punt Return Average	10.8	7
Punt Return Touchdowns	4	1t
Kickoff Return Touchdowns	2	2t
Total Return Touchdowns	6	1t
Touchbacks on Kickoffs	168	1
Gross Punting Average	46.7	5
Net Punting Average	40.9	4

## PRATER A RELIABLE WEAPON

Broncos kicker Matt Prater owns the highest field goal percentage in franchise history (min. 50 att.). The seventh-year player has made 130-of-159 (81.8%) field goals as a Bronco.

## HIGHEST CAREER FIELD GOAL PCT., BRONCOS HISTORY (min. 50 att.)

Player	Years	Md.	Att.	Pct.
1. <b>Matt Prater</b>	2007-Pres.	130	159	81.8
2. Jason Elam	1993-2007	395	490	80.6
3. David Treadwell	1989-92	99	127	78.0
4. Rich Karlis	1982-88	137	193	71.0
5. Fred Steinfort	1979-81	43	64	67.2

## PRATER AMONG LEAGUE LEADERS IN SCORING

Broncos kicker Matt Prater, who is 14-of-15 on field goal attempts and 50-of-50 on PATs, ranks fourth in the NFL with 92 points scored this season.

## MOST POINTS SCORED, NFL, 2013

Player	No.
1. Steven Hauschka, Sea.	104
2. Stephen Gostkowski, N.E.	98
3. Mason Crosby, G.B.	96
4. <b>Matt Prater, Den.</b>	92
5. Garrett Hartley, N.O.	90

## PRATER CLUTCH IN FOURTH QUARTER/OVERTIME

Broncos kicker Matt Prater has made 44-of-47 career field goal attempts in the fourth quarter to rank third in NFL history with his 93.6% conversion rate.

Prater is also a perfect 4-of-4 on field goal attempts in overtime, making him 48-of-51 (94.1%) in his career in the fourth quarter or overtime.

## HIGHEST CAREER FIELD GOAL PCT. IN FOURTH QUARTER, NFL HISTORY (min. 20 att.)

Player	Md.	Att.	Pct.
1. Stephen Gostkowski	57	59	96.6
2. Nick Folk	45	48	93.8
3. <b>Matt Prater</b>	44	47	93.6
4. Rob Bironas	57	63	90.5
5. Ryan Succop	27	30	90.0

## PRATER'S 50-YARD FIELD GOALS

Kicker Matt Prater owns three of the six longest field goals in franchise history, with his two career 59-yarders trailing only kicker Jason Elam's NFL record-tying 63-yarder against Jacksonville in 1998.

## LONGEST FIELD GOALS, BRONCOS HISTORY

Player	Opponent	Length
1. Jason Elam	vs. Jac., 10/25/98	*63
2. <b>Matt Prater</b>	vs. Chi., 12/11/11	59
<b>Matt Prater</b>	vs. NYJ, 10/17/10	59
4. Fred Steinfort	vs. Was., 10/13/80	57
5. <b>Matt Prater</b>	at K.C., 9/28/08	56
Jason Elam	at Hou., 11/26/95	56

\* - tied NFL record

## MATT PRATER 50-YARD FIELD GOALS, CAREER (BY LENGTH)

## 2013 Field Goals in BOLD

Opponent	Length
1. vs. Chicago, 12/11/11	59
vs. N.Y. Jets, 10/17/10	59
3. at Kansas City, 9/28/08	56
4. vs. Tampa Bay, 10/5/08	55
5. <b>vs. Kansas City, 11/17/13</b>	54
at Jacksonville, 9/12/10	54
7. <b>vs. Oakland, 9/23/13</b>	53
<b>vs. Philadelphia, 9/29/13</b>	53
at Carolina, 11/11/12	53
vs. Oakland, 9/30/12	53
vs. Houston, 9/23/12	53
12. at Miami, 10/23/11	52
vs. San Diego, 9/14/08	52
14. vs. Chicago, 12/11/11	51
vs. Oakland, 12/20/09	51
at Kansas City, 9/28/08	51
17. <b>at Dallas, 10/6/13</b>	50
vs. Miami, 11/2/08	50
at Cincinnati, 9/13/09	50



## SPECIAL TEAMS NOTES

## PRATER SHOWS LEG STRENGTH

Broncos kicker Matt Prater owns the highest percentage of field goals made from 50+ yards in NFL history (76.0% / 19-of-25) among players who started their careers after 1970 (min. 20 att.).

## HIGHEST 50-YD. FIELD GOAL PCT., SINCE 1970 NFL MERGER (min 20 att.)

Player	Md.	Att.	Pct.
1. <b>Matt Prater, Den.</b>	<b>19</b>	<b>25</b>	<b>76.0</b>
2. Tony Zendejas, LAN/Hou.	17	23	73.9
3. Jeff Wilkins, Stl./S.F./Phi.	26	36	72.2
4. Rob Bironas, Ten.	22	31	71.0
5. Mike Vanderjagt, Ind./Dal.	15	22	68.2

## MATT PRATER, CAREER FIELD GOAL ATTEMPTS FROM 50+ YARDS

Year	Md.	Att.	Pct.
2008	5	6	83.3
2009	2	3	66.7
2010	2	3	66.7
2011	3	4	75.0
2012	3	4	75.0
2013	4	5	80.0
<b>Totals</b>	<b>19</b>	<b>25</b>	<b>76.0</b>

## MOST 50-YD. FIELD GOALS, CAREER, BRONCOS HISTORY

Player	Md.	Att.	Pct.
1. Jason Elam, 1993-2007	37	61	60.7
2. <b>Matt Prater, 2007-Pres.</b>	<b>19</b>	<b>25</b>	<b>76.0</b>
3. Rich Karlis, 1982-88	6	18	33.3
4. Fred Steinfert, 1979-81	5	10	50.0
5. Bobby Howfield, 1968-70	3	9	33.3
Jim Turner, 1971-79	3	13	23.1

## PRATER A WEAPON ON KICKOFFS

Broncos kicker Matt Prater leads the NFL with 56 touchbacks on kickoffs in 2013. He also ranks first in the league with 235 touchbacks on kickoffs since his first full season in 2008.

## MOST TOUCHBACKS ON KICKOFFS, NFL, 2013

Player	KOs	TBs	Pct.
1. <b>Matt Prater, Den.</b>	<b>73</b>	<b>56</b>	<b>76.7</b>
2. Graham Gano, Car.	51	42	82.4
3. Stephen Gostkowski, N.E.	59	40	67.8
4. Thomas Morstead, N.O.	60	38	63.3
5. Ryan Succop, K.C.	54	37	68.5
Dan Bailey, Dal.	57	37	64.9
Steven Hauschka, Sea.	68	37	54.4

## MOST TOUCHBACKS ON KICKOFFS, 2008-PRES.

Player	KOs	TBs	Pct.
1. <b>Matt Prater, Den.</b>	<b>451</b>	<b>235</b>	<b>52.1</b>
2. Michael Koenen, T.B./Atl.	435	191	43.9
3. Thomas Morstead, N.O.	402	188	46.8
4. Stephen Gostkowski, N.E.	497	186	37.4
5. Sebastian Janikowski, Oak.	401	165	41.1

## COLQUITT A HOUSEHOLD NFL NAME

Denver's Britton Colquitt and Kansas City's Dustin Colquitt are the first brothers to punt in the NFL at the same time since 1941 (George and Wes McAfee).

The Colquitt family has produced four NFL punters, including Britton and Dustin's father, Craig, and uncle, Jimmy. Craig Colquitt won two Super Bowl rings as the Steelers' punter and Jimmy Colquitt played two games for the Seahawks in 1985. All four Colquitts attended the University of Tennessee.

## COLQUITT IN THE NFL

Player	Years	GP	No.	Avg.	LG	In20	Net
Craig Colquitt	1978-84, '87	97	431	41.3	74	112	34.8
Jimmy Colquitt	1985	2	12	40.1	55	3	34.3
Dustin Colquitt	2005-Pres.	136	719	44.8	81	277	39.1
<b>Britton Colquitt</b>	<b>2009-Pres.</b>	<b>58</b>	<b>293</b>	<b>46.1</b>	<b>67</b>	<b>91</b>	<b>39.6</b>

## COLQUITT TURNS THE FIELD

Broncos punter Britton Colquitt set the franchise net punting average record for the second consecutive year in 2012, ranking third in the NFL in that category while allowing just 6.0 yards per return against him.

## HIGHEST NET PUNTING AVERAGE, SINGLE SEASON, BRONCOS HISTORY

Player	Year	No.	Yds.	Avg.	TB	In20	Net
1. <b>Britton Colquitt</b>	<b>2012</b>	<b>67</b>	<b>3,099</b>	<b>46.3</b>	<b>4</b>	<b>27</b>	<b>42.1</b>
2. Britton Colquitt	2011	101	4,783	47.4	7	33	40.2
3. Mike Horan	1990	58	2,575	44.4	6	14	38.9
4. Tom Rouen	1997	60	2,598	43.3	4	22	38.1
5. Todd Sauerbrun	2005	72	3,157	43.8	6	24	38.0

## HIGHEST NET PUNTING AVERAGE, NFL, 2012

Player	No.	Yds.	Avg.	TB	In20	Net
1. Andy Lee, S.F.	67	3,226	48.1	4	36	43.2
2. Thomas Morstead, N.O.	74	3,707	50.1	6	20	43.2
3. <b>Britton Colquitt, Den.</b>	<b>67</b>	<b>3,099</b>	<b>46.3</b>	<b>4</b>	<b>27</b>	<b>42.1</b>
4. Kevin Huber, Cin.	76	3,540	46.6	7	33	42.0
5. Dave Zastudil, Ari.	112	5,209	46.5	8	46	41.4

## HOLLIDAY A NICE ACQUISITION

Since being acquired by Denver on Oct. 11, 2012, Broncos wide receiver Trindon Holliday has returned six punts or kickoffs for touchdowns (reg. season/postseason combined) and trails only Rick Upchurch on the Broncos' career return touchdowns list.

He is already one of just 15 players in NFL history with at least three punt return touchdowns and at least three kickoff return scores (reg. season + postseason).

MOST SPECIAL-TEAMS RETURNS, BRONCOS HISTORY  
(REGULAR SEASON + POSTSEASON)

Player	GP	KR TDs	PR TDs	Total
1. Rick Upchurch	124	0	8	8
2. <b>Trindon Holliday</b>	<b>15</b>	<b>3</b>	<b>3</b>	<b>6</b>
3. Eddie Royal	59	1	2	3
Deltha O'Neal	62	1	2	3
Darrien Gordon	39	0	3	3





## SPECIAL TEAMS / MISCELLANEOUS NOTES

## HOLLIDAY ON A TORRID PACE

Broncos wide receiver Trindon Holliday, who has recorded six special-teams return scores in 26 career games played (including postseason), ranks first since the 1970 NFL merger with a return score every 4.5 games played (min. 20 GP).

## HIGHEST SPECIAL-TEAMS RETURN TOUCHDOWN RATE, SINCE 1970 NFL MERGER (min. 20 GP)

Player	Years	GP	Ret TD	TD/GP
1. Trindon Holliday, Den./Hou.	2010-pres.	27	6	4.5
2. Devin Hester, Chi.	2006-pres.	122	19	6.4
3. Gale Sayers, Chi.	1965-71	64	8	8.0
4. Jacoby Ford, Oak.	2010-pres.	34	4	8.5
5. Tony Horne, Stl.	1998-2000	43	5	8.6

## HOLLIDAY FINDS THE END ZONE

Broncos wide receiver Trindon Holliday has recorded multiple special-teams return scores for the second consecutive season.

Holliday is one of just three players (Al Frazier, 1961; Eddie Royal, 2009) in team history to score a touchdown by way of both a punt and kickoff return—a feat he has accomplished in 2012 and '13.

## PLAYERS WITH MULTIPLE SPECIAL-TEAMS RETURN TOUCHDOWNS, SINGLE-SEASON, BRONCOS HISTORY

Player	Year	KR TDs	PR TDs
Al Frazier	1961	1	1
Goldie Sellers	1966	2	0
Rick Upchurch	1976	0	4
Rick Upchurch	1982	0	2
Darrien Gordon	1997	0	3
Eddie Royal	2009	1	1
Trindon Holliday	2012	1	1
Trindon Holliday	2013	1	1

## HOLLIDAY MAKES POSTSEASON HISTORY

Broncos wide receiver Trindon Holliday recorded the longest punt return (90t) and the second-longest kickoff return (104t) in NFL postseason history in Denver's AFC Divisional Playoff Game against Baltimore (1/12/13), becoming the first NFL player to score multiple return touchdowns in a single postseason game.

## LONGEST PUNT RETURN, NFL POSTSEASON HISTORY

Player	Opp. (Date)	Avg.
1. Trindon Holliday, Den.	vs. Bal. (1/12/13)	90t
2. Jermaine Lewis, Bal.	at Pit. (1/20/02)	88t
3. Reggie Bush, N.O.	vs. Ari. (1/16/10)	83t
4. Antonio Freeman, G.B.	vs. Atl. (12/31/95)	76t
5. Santana Moss, NYJ	at Pit. (1/15/05)	75t

## LONGEST KICKOFF RETURN, NFL POSTSEASON HISTORY

Player	Opp. (Date)	Avg.
1. Jacoby Jones, Bal.	vs. S.F. (2/3/13)	108t
2. Trindon Holliday, Den.	vs. Bal. (1/12/13)	104t
3. Eric Weems, Atl.	vs. G.B. (1/15/11)	102t
4. Brian Mitchell, Was.	at T.B. (1/15/00)	100t
5. Desmond Howard, G.B.	vs. N.E. (1/26/97)	99t

## HOLLIDAY'S BIG RETURN

Broncos wide receiver Trindon Holliday recorded a 105-yard kickoff return for a touchdown against Philadelphia in Week 4 to tie his own record for the longest play in team history.

## LONGEST KICKOFF RETURNS, BRONCOS HISTORY

Player	Opp. (Date)	Length
1. Trindon Holliday	vs. Phi. (9/29/13)	105t
Trindon Holliday	at Cin. (11/4/12)	105t
3. Nemiah Wilson	at K.C. (10/8/66)	100t
Goldie Sellers	vs. Hou. (10/2/66)	100t
5. Cassius Vaughn	vs. S.D. (1/2/11)	97t

## BRONCOS MISCELLANEOUS NOTES

## QUICKLY:

\* - Now in their sixth decade of professional football, the Broncos are one of just four teams to record three 90+ win decades since 1960 and the only organization to do so in each of the last three decades.

\* - The Broncos have sold out every home game since the beginning of the 1970 season (339 reg. season / 17 postseason).

\* - The Broncos own the NFL's best overall home record (233-88 / .726) since 1975 and have posted a league-best five undefeated home schedules in the 16-game regular-season era (since 1978).

## DECADES OF SUCCESS

The Broncos are in their sixth decade of professional football, looking to build off a body of work that ranks as the most consistent in the NFL in terms of winning over the last three decades.

Denver is one of just four teams to record three 90+ win decades since 1960 and the only organization to do so in each of the last three decades.

Below is a look at the Broncos' record by the decade. In its 50-plus seasons of football, Denver has totaled the ninth-most regular-season wins (428 / 428-376-10) in the NFL and advanced to the postseason 19 times.

## BRONCOS REGULAR-SEASON RECORD BY DECADE

Decade	W	L	T	Pct.	Playoff Berths	Win Rk.
1960s	39	97	4	.287	0	22nd
1970s	75	64	5	.539	3	8th
1980s	93	58	1	.615	5	4th
1990s	94	66	0	.588	5	7th
2000s	93	67	0	.581	4	6th
2010s	34	24	0	.586	2	10th
<b>TOTALS</b>	<b>428</b>	<b>376</b>	<b>10</b>	<b>.533</b>	<b>19</b>	<b>T-8th</b>

## MOST DECADES WITH 90+ REGULAR SEASON WINS, SINCE 1960

Team	90+ Win Decades	Decades (Win Total)
1. Denver	3	1980s (93), 1990s (94), 2000s (93)
Green Bay	3	1960s (96), 1990s (93), 2000s (95)
Miami	3	1970s (104), 1980s (94), 1990s (95)
Pittsburgh	3	1970s (99), 1990s (93), 2000s (103)



## SPECIAL TEAMS / MISCELLANEOUS NOTES

## BRONCOS OWN NFL'S LONGEST SCORING STREAK

The Broncos' 335-game scoring streak is the longest active streak in the league. The streak, which began on *Monday Night Football* with a 16-13 overtime loss at Seattle on Nov. 30, 1992, is the second-longest such streak in NFL history.

## LONGEST SCORING STREAKS, NFL HISTORY (Regular Season only)

Team	Games	Years
1. San Francisco	420	1977-2004
<b>2. Denver</b>	<b>335*</b>	<b>1992-Pres.</b>
3. Indianapolis	315*	1993-Pres.
4. Cleveland	274	1950-71
5. Minnesota	260	1991-2007

\*Active Streaks

## HOME SELLOUT STREAK

The Broncos have sold out every home game since the beginning of the 1970 season with the exception of two replacement games played during the 1987 strike (both games were sold out before the strike).

Denver has thus sold out 339 consecutive regular-season games, which marks the second-longest home sellout streak in the NFL. With postseason games factored in, the total reaches 356.

## LONGEST HOME SELLOUT STREAKS, REGULAR SEASON, NFL HISTORY

Team	Games	Year Started
1. Washington	361	1967
<b>2. Denver</b>	<b>339</b>	<b>1970</b>
3. Pittsburgh	320	1972
4. N.Y. Giants	301	1974
5. Green Bay	298	1960

## HOME, SWEET HOME

The Broncos own the NFL's best home record since 1975 in the regular season and postseason with a 233-88 (.726) mark.

## TOP HOME RECORDS, NFL, 1975-PRES.

Team	Regular Season	Postseason	Total	Pct.
<b>1. Denver</b>	<b>220-84-0 (.724)</b>	<b>13-4 (.765)</b>	<b>233-88-0</b>	<b>.726</b>
2. Pittsburgh	214-86-1 (.713)	16-7 (.696)	232-93-1	.713
3. Baltimore	97-42-1 (.696)	3-2 (.600)	100-44-1	.693
4. New England	198-104-0 (.656)	14-4 (.778)	212-108-0	.663
5. Dallas	197-105-0 (.652)	15-5 (.750)	212-110-0	.658

## BRONCOS SUCCESSFUL IN OVERTIME

The Denver Broncos rank second in the NFL with a 25-15-2 (.619) record in regular-season overtime games since the system was instituted in 1974.

## BEST RECORDS IN OVERTIME GAMES, REGULAR SEASON, NFL HISTORY

Team	W	L	T	Pct.
1. Washington	24	14	1	.628
<b>2. Denver</b>	<b>25</b>	<b>15</b>	<b>2</b>	<b>.619</b>
3. Buffalo	19	13	0	.594
4. Arizona	23	16	2	.585
5. Pittsburgh	21	15	2	.579

## BRONCOS ONE OF NFL'S BEST SINCE MERGER

After a less than auspicious beginning, the Broncos have become one of the most consistent winners in the NFL thanks in large part to Owner & CEO Pat Bowlen. Denver ranks in the top five in the NFL in several categories since the 1970 merger, including Super Bowl berths (6), regular-season wins (389) and regular-season home wins (233).

## SUPER BOWL BERTHS, NFL, SINCE 1970 MERGER

Team	No.
1. Dallas	8
Pittsburgh	8
3. New England	7
<b>4. Denver</b>	<b>6</b>

## REGULAR-SEASON WINS, NFL, SINCE 1970 MERGER

Team	No.
1. Pittsburgh	408
2. Miami	397
3. Dallas	394
<b>4. Denver</b>	<b>389</b>
5. San Francisco	381

## REGULAR-SEASON HOME WINS, NFL, SINCE 1970 MERGER

Team	No.
1. Pittsburgh	242
<b>2. Denver</b>	<b>234</b>
3. Miami	226
4. Dallas	225
5. Minnesota	224

## OVERALL WINS, NFL, SINCE 1970 MERGER

Team	No.
1. Pittsburgh	441
2. Dallas	426
3. Miami	417
4. San Francisco	409
<b>5. Denver</b>	<b>407</b>

## CONFERENCE CHAMP. GAMES, NFL, SINCE 1970 MERGER

Team	No.
1. Pittsburgh	15
2. Dallas	14
3. San Francisco	13
4. Oakland	11
5. St. Louis	9
<b>6. Denver, Min., N.E.</b>	<b>8</b>



## MISCELLANEOUS NOTES

BRONCOS ALL-TIME YEAR-BY-YEAR RECORDS			
YEAR	PRESEASON	REG. SEASON	PLAYOFFS
1960	0-5	4-9-1	0-0
1961	1-4	3-11	0-0
1962	2-2	7-7	0-0
1963	2-3	2-11-1	0-0
1964	2-3	2-11-1	0-0
1965	1-4	4-10	0-0
1966	1-3	4-10	0-0
1967	3-1	3-11	0-0
1968	1-4	5-9	0-0
1969	1-4	5-8-1	0-0
1970	3-2	5-8-1	0-0
1971	1-4	4-9-1	0-0
1972	2-3	5-9	0-0
1973	2-3	7-5-2	0-0
1974	4-2	7-6-1	0-0
1975	3-3	6-8	0-0
1976	5-2	9-5	0-0
1977	5-1	12-2	2-1 (S.B. loss)
1978	2-2	10-6	0-1
1979	3-1	10-6	0-1
1980	2-2	8-8	0-0
1981	2-2	10-6	0-0
1982	4-0	2-7	0-0
1983	3-1	9-7	0-1
1984	3-1	13-3	0-1
1985	2-2	11-5	0-0
1986	2-2	11-5	2-1 (S.B. loss)
1987	3-2	10-4-1	2-1 (S.B. loss)
1988	3-1	8-8	0-0
1989	2-2	11-5	2-1 (S.B. loss)
1990	3-2	5-11	0-0
1991	2-3	12-4	1-1
1992	1-4	8-8	0-0
1993	2-2	9-7	0-1
1994	2-3	7-9	0-0
1995	3-2	8-8	0-0
1996	3-1	13-3	0-1
1997	3-2	12-4	4-0 (S.B. win)
1998	3-1	14-2	3-0 (S.B. win)
1999	3-2	6-10	0-0
2000	4-0	11-5	0-1
2001	3-1	8-8	0-0
2002	3-1	9-7	0-0
2003	3-1	10-6	0-1
2004	2-3	10-6	0-1
2005	4-0	13-3	1-1
2006	3-1	9-7	0-0
2007	2-2	7-9	0-0
2008	2-2	8-8	0-0
2009	1-3	8-8	0-0
2010	1-3	4-12	0-0
2011	2-2	8-8	1-1
2012	2-2	13-3	0-1
2013	2-2	9-1	0-0
TOTAL	129-116 (.527)	428-376-10 (.533)	18-17 (.514)

# THE LAST TIME IT HAPPENED

(REFLECTS THE LAST TIME EACH INDIVIDUAL STATISTIC OCCURRED IN THE REGULAR SEASON AND PLAYOFFS)  
- 2013 PERFORMANCES BOLDED; SUPER BOWL PERFORMANCES IN ITALICS

## 100 YARDS RUSHING:

Broncos: Knowshon Moreno, 22-118, 1 TD, at Baltimore, 12/16/12  
Playoffs: *Terrell Davis, 25-102, vs. Atlanta, 1/31/99*  
Opponents: Jamaal Charles, 23-107, at Kansas City, 11/25/12  
Playoffs: Ray Rice, 30-131, 1 TD, vs. Baltimore, 1/12/13

## 200 YARDS RUSHING:

Broncos: Clinton Portis, 22-218, 5 TD, vs. Kansas City, 12/7/03  
Playoffs: Has never happened  
Opponents: Jamaal Charles, 25-259, 2 TD, vs. Kansas City, 1/3/10  
Playoffs: *Tim Smith, 23-204, 2TD, vs. Washington, 1/31/88*

## TWO 100-YARD RUSHERS:

Broncos: Willis McGahee (163) and Tim Tebow (118), at Oakland, 11/6/11  
Playoffs: Terrell Davis (184) and Derek Loville (103), vs. Jacksonville, 12/27/97  
Opponents: Curt Warner (126) and John L. Williams (109), at Seattle, 12/11/88  
Playoffs: Has never happened

## 100-YARD RUSHER AND 100-YARD RECEIVER:

Broncos: Knowshon Moreno (118) and Eric Decker (133), at Baltimore, 12/16/12  
Playoffs: *Terrell Davis (102) and Rod Smith (152), vs. Atlanta, 1/31/99*  
Opponents: Stevan Ridley (151) and Wes Welker (104), at New England, 10/7/12  
Playoffs: *Tim Smith (204) and Ricky Sanders (193), vs. Washington, 1/31/88*

## 100-YARD RUSHER AND TWO 100-YARD RECEIVERS:

Broncos: Mike Anderson (103), Rod Smith (111) and Ed McCaffrey (129), vs. Cleveland, 10/15/00  
Playoffs: Has never happened  
Opponents: Ryan Grant (104), Greg Jennings (141) and James Jones (107) vs. Green Bay, 10/29/07 - OT  
Playoffs: Has never happened

## 100-YARD RUSHER, 300-YARD PASSER, 100-YARD RECEIVER:

Broncos: Willis McGahee (122), Peyton Manning (305), Demaryius Thomas (137), vs. N.O., 10/28/12  
Playoffs: *Terrell Davis (102), John Elway (336), Rod Smith (152), vs. Atlanta, 1/31/99*  
Opponents: R. Grant (104 rush), B. Favre (331 pass), G. Jennings (141 rec.), J. Jones (107 rec.) vs. G.B., 10/29/07 - OT  
Playoffs: *Tim Smith (204), Doug Williams (340), Ricky Sanders (193), vs. Washington, 1/31/88*

## 100-YARD RUSHER, 300-YARD PASSER AND TWO 100-YARD RECEIVERS:

Broncos: M. Anderson (103), B. Griese (336), R. Smith (111) and E. McCaffrey (129), vs. Cleveland, 10/15/00  
Playoffs: Has never happened  
Opponents: R. Grant (104 rush), B. Favre (331 pass), G. Jennings (141 rec.), J. Jones (107 rec.) vs. Green Bay, 10/29/07 - OT  
Playoffs: Has never happened

## 100-YARD RUSHER AND 300-YARD PASSER:

Broncos: Knowshon Moreno (119) and Peyton Manning (310), at Oakland, 12/6/12  
Playoffs: *Terrell Davis (102) and John Elway (336), vs. Atlanta, 1/31/99*  
Opponents: Ryan Matthews (120) and Philip Rivers (313), vs. San Diego, 1/2/11  
Playoffs: Ray Rice (131) and Joe Flacco (331), vs. Baltimore, 1/12/13

## 100-YARD RECEIVER AND 300-YARD PASSER:

Broncos: **Demaryius Thomas (121) and Peyton Manning (323), vs. Kansas City, 11/17/13**  
Playoffs: Demaryius Thomas (204) and Tim Tebow (316), vs. Pittsburgh, 1/8/12  
Opponents: **Justin Blackmon (190) and Chad Henne (303), vs. Jacksonville, 10/13/13**  
Playoffs: Rob Gronkowski (145) and Tom Brady (363), at New England, 1/14/12

## TWO 100-YARD RECEIVERS AND 300-YARD PASSER:

Broncos: **Demaryius Thomas (161), Julius Thomas (110) and Peyton Manning (462), vs. Baltimore, 9/5/13**  
Playoffs: Has never happened  
Opponents: Jerome Simpson (136), A.J. Green (124) and Andy Dalton (332), vs. Cincinnati, 9/18/11  
Playoffs: Reggie Wayne (221), Dallas Clark (112) and Peyton Manning (458), at Indianapolis, 1/9/05

## THREE 100-YARD RECEIVERS AND 300-YARD PASSER:

Broncos: Has never happened  
Playoffs: Has never happened  
Opponents: **Terrance Williams (151), Dez Bryant (141), Jason Witten (121) and Tony Romo (506), at Dallas, 10/6/13**  
Playoffs: Has never happened

## TWO RUSHING TOUCHDOWNS:

Broncos: **Montee Ball, 8-25, 2 TD, vs. Kansas City, 11/17/13**  
Playoffs: Mike Anderson, 19-69, 2 TD, vs. New England, 1/14/06  
Opponents: Aaron Rodgers, 9-36, 2 TD, at Green Bay, 10/2/11  
Playoffs: Jamal Lewis, 30-110, 2 TD, at Baltimore, 12/31/00

## THREE RUSHING TOUCHDOWNS:

Broncos: **Knowshon Moreno, 15-42, 3 TD, vs. Jacksonville, 10/13/13**  
Playoffs: *Terrell Davis, 30-157, 3 TD, vs. Green Bay, 1/25/98*  
Opponents: Ryan Matthews, 26-120, 3 TD, vs. San Diego, 1/2/11  
Playoffs: Napoleon McCallum, 13-81, 3 TD, at L.A. Raiders, 1/9/94

## FOUR RUSHING TOUCHDOWNS:

Broncos: Clinton Portis, 22-218, 5 TD, vs. Kansas City, 12/7/03  
Playoffs: Has never happened  
Opponents: Curt Warner, 23-126, 4 TD, at Seattle, 12/11/88  
Playoffs: Has never happened

## FIVE RUSHING TOUCHDOWNS:

Broncos: Clinton Portis, 22-218, 5 TD, vs. Kansas City, 12/7/03  
Playoffs: Has never happened  
Opponents: Has never happened  
Playoffs: Has never happened

## 300 YARDS PASSING:

Broncos: **Peyton Manning, 24-40, 323 yds., 1 TD, 0 INT, vs. Kansas City, 11/17/13**  
Playoffs: Tim Tebow, 10-21, 316 yds., 2 TD, 0 INT, vs. Pittsburgh, 1/8/12  
Opponents: **Chad Henne, 27-42, 303 yds., 0 TD, 2 INT, vs. Jacksonville, 10/13/13**  
Playoffs: Joe Flacco, 18-34, 331 yds., 3 TD, 0 INT, vs. Baltimore, 1/12/13

## 400 YARDS PASSING:

Broncos: **Peyton Manning, 33-42, 414 yds., 4 TD, 1 INT, at Dallas, 10/6/13**  
Playoffs: Has never happened  
Opponents: **Tony Romo, 25-36, 506 yds., 5 TD, 1 INT, at Dallas, 10/6/13**  
Playoffs: Peyton Manning, 27-33, 458 yds., 4 TD, 1 INT, at Indianapolis, 1/9/05

## THREE TOUCHDOWN PASSES:

Broncos: **Peyton Manning, 29-49, 386 yds., 3 TD, 1 INT, at Indianapolis, 10/20/13**  
Playoffs: Peyton Manning, 28-43, 290 yds., 3 TD, 2 INT, vs. Baltimore, 1/12/13  
Opponents: **Andrew Luck, 21-38, 228 yds., 3 TD, 0 INT, at Indianapolis, 10/20/13**  
Playoffs: Joe Flacco, 18-34, 331 yds., 3 TD, 0 INT, vs. Baltimore, 1/12/13

## FOUR TOUCHDOWN PASSES:

Broncos: **Peyton Manning, 25-36, 330 yds., 4 TD, 0 INT, at San Diego, 11/10/13**  
Playoffs: Has never happened  
Opponents: Matt Schaub, 17-30, 290 yds., 4 TD, 1 INT, vs. Houston, 9/23/12  
Playoffs: Tom Brady, 26-34, 363 yds., 6 TD, 1 INT, at New England, 1/14/12

## FIVE TOUCHDOWN PASSES:

Broncos: Gus Frerotte, 36-58, 462 yds., 5 TD, 4 INT, vs. San Diego, 11/19/00  
Playoffs: Has never happened  
Opponents: **Tony Romo, 25-36, 506 yds., 5 TD, 1 INT, at Dallas, 10/6/13**  
Playoffs: Tom Brady, 26-34, 363 yds., 6 TD, 1 INT, at New England, 1/14/12

## SIX OR MORE TOUCHDOWN PASSES:

Broncos: **Peyton Manning, 27-42, 462 yds., 7 TD, 0 INT, vs. Baltimore, 9/5/13**  
Playoffs: Has never happened  
Opponents: Len Dawson, 23-38, 435 yds., 6 TD, 0 INT, at Kansas City, 11/1/64  
Playoffs: Tom Brady, 26-34, 363 yds., 6 TD, 1 INT, at New England, 1/14/12

## 100 YARDS RECEIVING:

Broncos: **Demaryius Thomas, 5-121, 0 TD, vs. Kansas City, 11/17/13**  
Playoffs: Demaryius Thomas, 4-204, 1 TD, vs. Pittsburgh, 1/8/12  
Opponents: **Justin Blackmon, 14-190, 0 TD, vs. Jacksonville, 10/13/13**  
Playoffs: Rob Gronkowski, 10-145, 3 TD, at New England, 1/14/12

## 200 YARDS RECEIVING:

Broncos: Jabar Gaffney, 14-213, 0 TD, vs. Kansas City, 1/3/10  
Playoffs: Demaryius Thomas, 4-204, 1 TD, vs. Pittsburgh, 1/8/12  
Opponents: Torrance Small, 6-200, 2 TD, vs. New Orleans, 12/24/94  
Playoffs: Reggie Wayne, 10-221, 2 TD, at Indianapolis, 1/9/05

## TWO 100-YARD RECEIVERS:

Broncos: **Demaryius Thomas (161), Julius Thomas (110) vs. Baltimore, 9/5/13**  
Playoffs: Has never happened  
Opponents: **Terrance Williams (151), Dez Bryant (141) and Jason Witten (121), at Dallas, 10/6/13**  
Playoffs: Reggie Wayne (221) and Dallas Clark (112), at Indianapolis, 1/9/05

## TWO RECEIVING TOUCHDOWNS:

Broncos: **Julius Thomas, 9-122, 2 TD, at Dallas, 10/6/13**  
Playoffs: Clarence Kay, 3-57, 2 TD, vs. Houston, 1/10/88  
Opponents: **Dez Bryant, 6-141, 2 TD, at Dallas, 10/6/13**  
Playoffs: Torrey Smith, 3-98, 2 TD, vs. Baltimore, 1/12/13

## THREE RECEIVING TOUCHDOWNS:

Broncos: **Demaryius Thomas, 7-108, 3 TD, at San Diego, 11/10/13**  
Playoffs: Has never happened  
Opponents: Dallas Clark, 5-43, 3 TD, at Indianapolis, 12/13/09  
Playoffs: Rob Gronkowski, 10-145, 3 TD, at New England, 1/14/12

## FOUR RECEIVING TOUCHDOWNS:

Broncos: Has never happened  
Playoffs: Has never happened  
Opponents: Lance Alworth, 9-171, 4 TD, vs. San Diego, 12/1/68  
Playoffs: Has never happened

## TWO INTERCEPTIONS:

Broncos: Chris Harris, 2, at San Diego, 10/15/12  
Playoffs: *Darrien Gordon, 2, vs. Atlanta, 1/31/99*  
Opponents: **DeAngelo Hall, 2, vs. Washington, 10/27/13**  
Playoffs: David Macklin, 2, at Indianapolis, 1/4/04



# THE LAST TIME IT HAPPENED

## THREE INTERCEPTIONS:

Broncos: Deltha O'Neal, 4, vs. Kansas City, 10/7/01  
Playoffs: Has never happened  
Opponents: Mark Kelso, 3, at Buffalo, 12/12/92  
Playoffs: Has never happened

## FOUR INTERCEPTIONS:

Broncos: Deltha O'Neal, 4, vs. Kansas City, 10/7/01  
Playoffs: Has never happened  
Opponents: Has never happened  
Playoffs: Has never happened

## TWO SACKS:

Broncos: **Malik Jackson, 2, vs. Jacksonville, 10/13/13**  
Playoffs: Robert Ayers, 2, vs. Pittsburgh, 1/8/12  
Opponents: **Robert Mathis, 2, at Indianapolis, 10/20/13**  
Playoffs: Terrell Suggs, 2, vs. Baltimore, 1/12/13

## THREE SACKS:

Broncos: Von Miller, 3, vs. San Diego, 11/18/12  
Playoffs: Has never happened  
Opponents: Chris Kelsay, 3, at Buffalo, 12/24/11  
Playoffs: Michael McCrary, 3, at Baltimore, 12/31/00

## FOUR SACKS:

Broncos: Elvis Dumervil, 4, vs. Cleveland, 9/20/09  
Playoffs: Has never happened  
Opponents: Michael Sinclair, 4, at Seattle, 9/8/96  
Playoffs: Has never happened

## TWO OPPONENT FUMBLE RECOVERIES:

Broncos: Elvis Dumervil, 2, vs. Minnesota, 12/30/07 - OT  
Playoffs: Has never happened  
Opponents: Glenn Dorsey, 2, at Kansas City, 12/6/09  
Playoffs: *Randy Hughes, 2, vs. Dallas, 1/15/78*

## SHUTOUT ON ROAD:

by Broncos: Denver 12, at Cleveland 0, 9/27/92  
Playoffs: Has never happened  
by Opponents: at L.A. Raiders 24, Denver 0, 11/22/92  
Playoffs: Has never happened

## SHUTOUT AT HOME:

by Broncos: at Denver 27, N.Y. Jets 0, 11/20/05  
Playoffs: Has never happened  
by Opponents: Has never happened  
Playoffs: Has never happened

## OVERTIME WIN AWAY FROM DENVER:

Broncos: Denver 16, at San Diego 13, 11/27/11  
Playoffs: Denver 23, at Cleveland 20, 1/11/87  
Opponents: at Chicago 37, Denver 34, 11/25/07  
Playoffs: Has never happened  
TIE: Denver 17, at Green Bay 17, 9/20/87

## OVERTIME WIN IN DENVER:

Broncos: at Denver 13, Chicago 10, 12/11/09  
Playoffs: at Denver 29, Pittsburgh 23, 1/8/12  
Opponents: Green Bay 19, at Denver 13, 10/29/07  
Playoffs: Baltimore 38, at Denver 25, 1/12/13  
TIE: at Denver 35, Pittsburgh 35, 9/22/74

## 40 POINTS:

Broncos: **Denver 45, vs. Washington 21, 10/27/13**  
Playoffs: at Denver 42, Jacksonville 17, 12/27/97  
Opponents: **Denver 51, at Dallas 48, 10/6/13**  
Playoffs: at New England 45, Denver 10, 1/14/12

## 50 POINTS:

Broncos: **Denver 51, at Dallas 48, 10/6/13**  
Playoffs: Has never happened  
Opponents: Oakland 59, at Denver 14, 10/24/10  
Playoffs: *San Francisco 55, Denver 10, 1/28/90*

## TWO-POINT CONVERSION:

Broncos: Peyton Manning pass to Willis McGahee, vs. Pittsburgh, 9/9/12  
Playoffs: Terrell Davis run, vs. Jacksonville, 1/4/97  
Opponents: **Tony Romo pass to Terrance Williams, at Dallas, 10/6/13**  
Playoffs: Has never happened

## THREE FIELD GOALS:

Broncos: **Matt Prater, 3, at Dallas, 10/6/13**  
Playoffs: Matt Prater, 3, vs. Pittsburgh, 1/8/12  
Opponents: **Adam Vinatieri, 3, at Indianapolis, 10/20/13**  
Playoffs: Mike Hollis, vs. Jacksonville, 1/4/97

## FOUR FIELD GOALS:

Broncos: Matt Prater, 4, at Oakland, 12/6/12  
Playoffs: Has never happened  
Opponents: Dave Rayner, 4, at Buffalo, 12/24/11  
Playoffs: Has never happened

## FIVE FIELD GOALS:

Broncos: Jason Elam, 5, vs. Miami, 10/13/02  
Playoffs: Has never happened  
Opponents: Nick Novak, 5, vs. San Diego, 10/9/11  
Playoffs: Has never happened

## SIX FIELD GOALS:

Broncos: Has never happened  
Playoffs: Has never happened  
Opponents: Jeff Wilkins, 6, at St. Louis, 9/10/06  
Playoffs: Has never happened

## PUNT RETURN FOR A TOUCHDOWN:

Broncos: **Trindon Holliday, 81 yds., at N.Y. Giants, 9/15/13**  
Playoffs: Trindon Holliday, 90 yds., vs. Baltimore, 1/12/13  
Opponents: Leodis McKelvin, 80 yds., at Buffalo, 12/24/11  
Playoffs: Has never happened

## KICKOFF RETURN FOR A TOUCHDOWN:

Broncos: **Trindon Holliday, 105 yds., vs. Philadelphia, 9/29/13**  
Playoffs: Trindon Holliday, 104 yds., vs. Baltimore, 1/12/13  
Opponents: Marc Mariani, at Tennessee, 10/3/10  
Playoffs: *Tim Dwight, 94 yds., vs. Atlanta, 1/31/99*

## INTERCEPTION RETURN FOR A TOUCHDOWN:

Broncos: **Dominique Rodgers-Cromartie, 75 yds., vs. Washington, 10/27/13**  
Playoffs: Has never happened  
Opponents: **DeAngelo Hall, 26 yds., vs. Washington, 10/27/13**  
Playoffs: Corey Graham, 39 yds., vs. Baltimore, 1/12/13

## FUMBLE RETURN FOR A TOUCHDOWN:

Broncos: Tony Carter, 65 yds., at San Diego, 10/15/12  
Playoffs: Neil Smith, 79 yds., vs. Miami, 1/9/99  
Opponents: Spencer Johnson, 17 yds., at Buffalo, 12/24/11  
Playoffs: Has never happened

## MISSED FIELD GOAL RETURN FOR A TOUCHDOWN:

Broncos: Has never happened  
Playoffs: Has never happened  
Opponents: Chris McAlister, 107 yds., at Baltimore, 9/30/02  
Playoffs: Has never happened

## BLOCKED PUNT:

Broncos: **Steven Johnson, vs. Philadelphia, 9/29/13**  
Playoffs: Has never happened  
Opponents: Charles Tillman, at Chicago, 11/25/07  
Playoffs: Blake Spence, vs. N.Y. Jets, 1/17/99

## BLOCKED PUNT RETURN FOR A TOUCHDOWN:

Broncos: **Steven Johnson, vs. Philadelphia, 9/29/13**  
Playoffs: Has never happened  
Opponents: Alex Bannister, 9 yds., at Seattle, 10/14/01  
Playoffs: Travis Davis, 29 yds., vs. Jacksonville, 12/27/97

## BLOCKED FIELD GOAL:

Broncos: Domanique Foxworth, at New England, 9/24/06  
Playoffs: Has never happened  
Opponents: Julius Peppers, vs. Chicago, 12/11/11  
Playoffs: Has never happened

## BLOCKED FIELD GOAL RETURN FOR A TOUCHDOWN:

Broncos: Louis Wright, 60 yds., vs. San Diego, 11/17/85  
Playoffs: Has never happened  
Opponents: Cornelius Bennett, 80 yds., at Buffalo, 9/30/90  
Playoffs: Has never happened

## MISSED POINT-AFTER-TOUCHDOWN ATTEMPT:

Broncos: Matt Prater (Kick Failed), at San Francisco, 10/31/10  
Playoffs: Jason Elam (Blocked by Clyde Simmons), vs. Jacksonville, 1/4/97  
Opponents: Josh Brown (Kick Failed), vs. St. Louis, 11/28/10  
Playoffs: Has never happened

## SAFETY:

Broncos: Cam Newton sacked in the end zone by Mike Adams, at Carolina, 11/11/12  
Playoffs: Tony Eason sacked in the end zone by Rulon Jones, vs. New England, 1/4/87  
Opponents: **P. Manning fumble forced by Robert Mathis out of bounds in end zone, at Indianapolis, 10/20/13**  
Playoffs: Mike Horan runs out of end zone, vs. Cleveland, 1/17/88

# 2013 BRONCOS REGULAR SEASON SITUATIONAL RECORDS

SITUATION	Record
when leading after 1st quarter <i>wins:</i> vs. Oak. (9/23), vs. Phi. (9/29), vs. Jac. (10/13), vs. Was. (10/27), at S.D. (11/10), vs. K.C. (11/17) <i>losses:</i>	6-0
when leading after 2nd quarter <i>wins:</i> at NYG (9/15), vs. Oak. (9/23), vs. Phi. (9/29), at Dal. (10/6), vs. Jac. (10/13), at S.D. (11/10), vs. K.C. (11/17) <i>losses:</i>	7-0
when leading after 3rd quarter <i>wins:</i> vs. Bal. (9/5), at NYG (9/15), vs. Oak. (9/23), vs. Phi. (9/29), at Dal. (10/6), vs. Jac. (10/13), at S.D. (11/10), vs. K.C. (11/17) <i>losses:</i>	8-0
when trailing after 1st quarter <i>wins:</i> vs. Bal. (9/5), at NYG (9/15), at Dal. (10/6) <i>losses:</i> at Ind. (10/20)	3-1
when trailing after 2nd quarter <i>wins:</i> vs. Bal. (9/5) <i>losses:</i> at Ind. (10/20)	1-1
when trailing after 3rd quarter <i>wins:</i> vs. Was. (10/27) <i>losses:</i> at Ind. (10/20)	1-1
when Denver scores first <i>wins:</i> vs. Oak. (9/23), vs. Phi. (9/29), vs. Jac. (10/13), vs. Was. (10/27), at S.D. (11/10), vs. K.C. (11/17) <i>losses:</i> at Ind. (10/20)	6-1
when opponent scores first <i>wins:</i> vs. Bal. (9/5), at NYG (9/15), at Dal. (10/6) <i>losses:</i>	3-0
when tied at the half <i>wins:</i> vs. Was. (10/27) <i>losses:</i>	1-0
when Denver rushes for 100 yards <i>wins:</i> at NYG (9/15), vs. Oak. (9/23), vs. Phi. (9/29), at Dal. (10/6), vs. Jac. (10/13), vs. Was. (10/27), vs. K.C. (11/17) <i>losses:</i>	7-0
when opponent rushes for 100 yards <i>wins:</i> vs. Phi. (9/29), vs. Was. (10/27), at S.D. (11/10), vs. K.C. (11/17) <i>losses:</i> at Ind. (10/20)	4-1
when winning turnover margin <i>wins:</i> at NYG (9/15), vs. Was. (10/27) <i>losses:</i>	2-0
when losing turnover margin <i>wins:</i> vs. Oak. (9/23), vs. Jac. (10/13), at S.D. (11/10) <i>losses:</i> at Ind. (10/20)	3-1
when Denver passes for 300 yards <i>wins:</i> vs. Bal. (9/5), at NYG (9/15), vs. Oak. (9/23), vs. Phi. (9/29), at Dal. (10/6), vs. Was. (10/27), at S.D. (11/10), vs. K.C. (11/17) <i>losses:</i> at Ind. (10/20)	8-1
when opponent passes for 300 yards <i>wins:</i> vs. Bal. (9/5), at NYG (9/15), vs. Oak. (9/23), at Dal. (10/6), vs. Jac. (10/13) <i>losses:</i>	5-0
when playing indoors <i>wins:</i> at Dal. (10/6) <i>losses:</i>	1-0
when playing outdoors <i>wins:</i> vs. Bal. (9/5), at NYG (9/15), vs. Oak. (9/23), vs. Phi. (9/29), vs. Jac. (10/13), vs. Was. (10/27), at S.D. (11/10), vs. K.C. (11/17) <i>losses:</i> at Ind. (10/20)	8-1
when playing on an artificial surface <i>wins:</i> at NYG (9/15), at Dal. (10/6) <i>losses:</i> at Ind. (10/20)	2-1
when playing on natural grass <i>wins:</i> vs. Bal. (9/5), vs. Oak. (9/23), vs. Phi. (9/29), vs. Jac. (10/13), vs. Was. (10/27), at S.D. (11/10), vs. K.C. (11/17) <i>losses:</i>	7-0
when winning the coin toss <i>wins:</i> vs. Bal. (9/5), vs. Phi. (9/29), vs. Jac. (10/13), at S.D. (11/10) <i>losses:</i> at Ind. (10/20)	4-1
when losing the coin toss <i>wins:</i> at NYG (9/15), vs. Oak. (9/23), at Dal. (10/6), vs. Was. (10/27), vs. K.C. (11/17) <i>losses:</i>	5-0
when scoring 20 or more points <i>wins:</i> vs. Bal. (9/5), at NYG (9/15), vs. Oak. (9/23), vs. Phi. (9/29), at Dal. (10/6), vs. Jac. (10/13), vs. Was. (10/27), at S.D. (11/10), vs. K.C. (11/17) <i>losses:</i> at Ind. (10/20)	9-1
when yielding 20 or more points <i>wins:</i> vs. Bal. (9/5), at NYG (9/15), vs. Oak. (9/23), vs. Phi. (9/29), at Dal. (10/6), vs. Was. (10/27), at S.D. (11/10) <i>losses:</i> at Ind. (10/20)	7-1
in overtime games <i>wins:</i> <i>losses:</i>	0-0

## 2013 REGULAR SEASON BRONCOS INDIVIDUAL SINGLE-GAME HIGHS

<b>YARDS RUSHING</b>	93, twice (last by Knowshon Moreno, at Dal., 10/6/13)
<b>RUSHING ATTEMPTS</b>	27, Knowshon Moreno, vs. K.C. (11/17/13)
<b>RUSHING TOUCHDOWNS</b>	3, Knowshon Moreno, vs. Jac. (10/13/13)
<b>YARDS PASSING</b>	462, Peyton Manning, vs. Bal. (9/5/13)
<b>PASS ATTEMPTS</b>	49, Peyton Manning, at Ind. (10/20/13)
<b>PASS COMPLETIONS</b>	33, Peyton Manning, at Dal. (10/6/13)
<b>TOUCHDOWN PASSES</b>	7, Peyton Manning, vs. Bal. (9/5/13)
<b>PASSES HAD INTERCEPTED</b>	3, Peyton Manning, vs. Was. (10/27/13)
<b>RECEPTIONS</b>	10, Demaryius Thomas, vs. Oak. (9/23/13)
<b>RECEIVING YARDS</b>	161, Demaryius Thomas, vs. Bal. (9/5/13)
<b>RECEIVING TOUCHDOWNS</b>	3, Demaryius Thomas, at S.D. (11/10/13)
<b>TOTAL YARDS FROM SCRIMMAGE</b>	161, Demaryius Thomas, vs. Bal. (9/5/13)
<b>ALL-PURPOSE YARDS</b>	161, Demaryius Thomas, vs. Bal. (9/5/13)
<b>FIELD GOALS</b>	3, twice (last by Matt Prater, at Dal., 10/6/13)
<b>TACKLES</b>	12, Duke Ihenacho, vs. Bal. (9/5/13)
<b>INTERCEPTIONS</b>	1, 13 times (last by four players, vs. Was., 10/27/13)
<b>SACKS</b>	2.5, Shaun Phillips, vs. Bal. (9/5/13)
<b>LONGEST RUN FROM SCRIMMAGE</b>	35, David Bruton, vs. Jac. (10/13/13)
<b>LONGEST PASS COMPLETION</b>	78, Peyton Manning, vs. Bal. (9/5/13)
<b>LONGEST PASS RECEPTION</b>	78, Demaryius Thomas, vs. Bal. (9/5/13)
<b>LONGEST INTERCEPTION RETURN</b>	75, Dominique Rodgers-Cromartie, vs. Was. (10/27/13)
<b>LONGEST PUNT RETURN</b>	81, Trindon Holliday, at NYG (9/15/13)
<b>LONGEST KICKOFF RETURN</b>	105, Trindon Holliday, vs. Phi. (9/29/13)
<b>LONGEST PUNT</b>	60, Britton Colquitt, vs. Phi. (9/29/13)
<b>LONGEST FIELD GOAL</b>	54, Matt Prater, vs. K.C. (11/17/13)

## 2013 REGULAR SEASON OPPONENTS INDIVIDUAL SINGLE-GAME HIGHS

<b>YARDS RUSHING</b>	93, Alfred Morris, vs. Was. (10/27/13)
<b>RUSHING ATTEMPTS</b>	20, Maurice Jones-Drew, vs. Jac. (10/13/13)
<b>RUSHING TOUCHDOWNS</b>	1, nine times (last by Ryan Mathews, at S.D., 11/10/13)
<b>YARDS PASSING</b>	506, Tony Romo, at Dal. (10/6/13)
<b>PASS ATTEMPTS</b>	62, Joe Flacco, vs. Bal. (9/5/13)
<b>PASS COMPLETIONS</b>	34, Joe Flacco, vs. Bal. (9/5/13)
<b>TOUCHDOWN PASSES</b>	5, Tony Romo, at Dal. (10/6/13)
<b>PASSES HAD INTERCEPTED</b>	4, Eli Manning, at NYG (9/15/13)
<b>RECEPTIONS</b>	14, Justin Blackmon, vs. Jac. (10/13/13)
<b>RECEIVING YARDS</b>	190, Justin Blackmon, vs. Jac. (10/13/13)
<b>RECEIVING TOUCHDOWNS</b>	2, Dez Bryant, at Dal. (10/6/13)
<b>TOTAL YARDS FROM SCRIMMAGE</b>	190, Justin Blackmon, vs. Jac. (10/13/13)
<b>ALL-PURPOSE YARDS</b>	190, Justin Blackmon, vs. Jac. (10/13/13)
<b>FIELD GOALS</b>	3, twice (last by Adam Vinatieri, at Ind., 10/20/13)
<b>TACKLES</b>	16, Sean Lee, at Dal. (10/6/13)
<b>INTERCEPTIONS</b>	2, DeAngelo Hall, vs. Was. (10/27/13)
<b>SACKS</b>	2, Robert Mathis, at Ind. (10/20/13)
<b>LONGEST RUN FROM SCRIMMAGE</b>	35, twice (last by Jamaal Charles, vs. K.C., 11/17/13)
<b>LONGEST PASS COMPLETION</b>	82, Tony Romo, at Dal. (10/6/13)
<b>LONGEST PASS RECEPTION</b>	82, Terrance Williams, at Dal. (10/6/13)
<b>LONGEST INTERCEPTION RETURN</b>	59, Paul Posluszny, vs. Jac. (10/13/13)
<b>LONGEST PUNT RETURN</b>	34, Joshua Morgan, vs. Was. (10/27/13)
<b>LONGEST KICKOFF RETURN</b>	32, Cassius Vaughn, at Ind. (10/20/13)
<b>LONGEST PUNT</b>	66, Marquette King, vs. Oak. (9/23/13)
<b>LONGEST FIELD GOAL</b>	52, Adam Vinatieri, at Ind. (10/20/13)

## 2013 REGULAR SEASON BRONCOS TEAM SINGLE-GAME HIGHS AND LOWS

BRONCOS	HIGHS	LOWS
TOTAL FIRST DOWNS	35, vs. Phi. (9/29/13)	22, at S.D. (11/10/13)
TOTAL NET YARDS	536, vs. Oak. (9/23/13)	397, at S.D. (11/10/13)
TOTAL OFFENSIVE PLAYS	80, vs. Was. (10/27/13)	60, at S.D. (11/10/13)
NET YARDS RUSHING	164, vs. Oak. (9/23/13)	64, at Ind. (10/20/13)
RUSHING ATTEMPTS	36, vs. K.C. (11/17/13)	20, at Ind. (10/20/13)
NET YARDS PASSING	445, vs. Bal. (9/5/13)	295, vs. Jac. (10/13/13)
PASS ATTEMPTS	49, at Ind. (10/20/13)	36, at S.D. (11/10/13)
PASS COMPLETIONS	33, at Dal. (10/6/13)	24, vs. K.C. (11/17/13)
PASSES HAD INTERCEPTED	3, vs. Was. (10/27/13)	0, six times (last vs. K.C., 11/17/13)
TIMES SACKED	4, at Ind. (10/20/13)	0, four times (last vs. K.C., 11/17/13)
PUNTS	7, twice (last at Ind., 10/20/13)	0, at Dal. (10/6/13)
GROSS PUNTING AVERAGE	49.0, vs. Was. (10/27/13)	37.0, vs. Oak. (9/23/13)
NET PUNTING AVERAGE	42.6, at S.D. (11/10/13)	35.5, vs. Phi. (9/29/13)
PUNT RETURNS	6, vs. Bal. (9/5/13)	1, three times (last vs. Was., 10/27/13)
PUNT RETURN YARDS	121, at NYG (9/15/13)	0, vs. Phi. (9/29/13)
KICKOFF RETURNS	4, three times (last at S.D., 11/10/13)	0, twice (last vs. Jac., 10/13/13)
KICKOFF RETURN YARDS	123, at Ind. (10/20/13)	8, vs. Oak. (9/23/13)
INTERCEPTION RETURNS	4, twice (last vs. Was., 10/27/13)	0, five times (last vs. K.C., 11/17/13)
INTERCEPTION RETURN YARDS	97, vs. Was. (10/27/13)	0, twice (last at Dal., 10/6/13)
PENALTIES	13, twice (last vs. K.C., 11/17/13)	2, vs. Phi. (9/29/13)
YARDS PENALIZED	132, at NYG (9/15/13)	25, vs. Phi. (9/29/13)
FUMBLES	4, at Ind. (10/20/13)	0, vs. Phi. (9/29/13)
FUMBLES LOST	2, four times (last at Ind., 10/20/13)	0, vs. Phi. (9/29/13)
SACKS MADE	4, three times (last at S.D., 11/10/13)	1, at NYG (9/15/13)
FUMBLES FORCED	2, vs. Was. (10/27/13)	0, five times (last at S.D., 11/10/13)
FUMBLES RECOVERED	1, four times (last vs. K.C., 11/17/13)	0, six times (last at S.D., 11/10/13)
TIME OF POSSESSION	35:24, vs. Oak. (9/23/13)	21:57, at S.D. (11/10/13)

## 2013 REGULAR SEASON OPPONENTS TEAM SINGLE-GAME HIGHS AND LOWS

OPPONENTS	HIGHS	LOWS
TOTAL FIRST DOWNS	28, at NYG (9/15/13)	13, vs. Oak. (9/23/13)
TOTAL NET YARDS	522, at Dal. (10/6/13)	266, vs. Was. (10/27/13)
TOTAL OFFENSIVE PLAYS	87, vs. Bal. (9/5/13)	51, vs. Oak. (9/23/13)
NET YARDS RUSHING	166, vs. Phi. (9/29/13)	23, at NYG (9/15/13)
RUSHING ATTEMPTS	35, twice (last at S.D., 11/10/13)	14, at Dal. (10/6/13)
NET YARDS PASSING	470, at Dal. (10/6/13)	154, vs. Was. (10/27/13)
PASS ATTEMPTS	62, vs. Bal. (9/5/13)	29, at S.D., (11/10/13)
PASS COMPLETIONS	34, vs. Bal. (9/5/13)	17, vs. Phi. (9/29/13)
PASSES HAD INTERCEPTED	4, twice (last vs. Was., 10/27/13)	0, five times (last vs. K.C., 11/17/13)
TIMES SACKED	4, three times (last at S.D., 11/10/13)	1, at NYG (9/15/13)
PUNTS	10, vs. Bal. (9/5/13)	1, at Dal. (10/6/13)
GROSS PUNTING AVERAGE	52.5, vs. Oak. (9/23/13)	38.2, vs. Phi. (9/29/13)
NET PUNTING AVERAGE	47.1, at Ind. (10/20/13)	22.0, at NYG (9/15/13)
PUNT RETURNS	5, vs. K.C. (11/17/13)	0, three times (last at S.D., 11/10/13)
PUNT RETURN YARDS	36, vs. Was. (10/27/13)	2, vs. Jac. (10/13/13)
KICKOFF RETURNS	5, twice (last at Dal., 10/6/13)	0, four times (last at S.D., 11/10/13)
KICKOFF RETURN YARDS	123, at Dal. (10/6/13)	23, vs. K.C. (11/17/13)
INTERCEPTION RETURNS	3, vs. Was. (10/27/13)	0, six times (last vs. K.C., 11/17/13)
INTERCEPTION RETURN YARDS	59, vs. Jac. (10/13/13)	0, vs. Dal. (10/6/13)
PENALTIES	9, twice (last vs. K.C., 11/17/13)	1, vs. Was. (10/27/13)
YARDS PENALIZED	81, at Dal. (10/6/13)	5, vs. Was. (10/27/13)
FUMBLES	3, vs. Was. (10/27/13)	0, twice (last vs. Phi., 9/29/13)
FUMBLES LOST	1, four times (last vs. K.C., 11/17/13)	0, six times (last at S.D., 11/10/13)
SACKS MADE	4, at Ind. (10/20/13)	0, four times (last vs. K.C., 11/17/13)
FUMBLES FORCED	2, four times (last at Ind., 10/20/13)	0, twice (last vs. K.C., 11/17/13)
FUMBLES RECOVERED	2, twice (last vs. Jac., 10/13/13)	0, vs. Phi. (9/29/13)
TIME OF POSSESSION	38:03, at S.D. (11/10/13)	24:36, vs. Oak. (9/23/13)



## BRONCOS BIG GAMES VS. NEW ENGLAND

### BRONCOS ALL-TIME 100-YARD RUSHING GAMES (10/ 9 reg., 1 post) — vs. NEW ENGLAND

PLAYER	PERFORMANCE	GAME
Cookie Gilchrist	32-142, 0 TD	Sept. 24, 1965, at Boston
Floyd Little	30-147, 1 TD	Nov. 3, 1968, at Boston
Floyd Little	21-105, 1 TD	Sept. 14, 1969, vs. Boston
Sammy Winder	19-102, 0 TD	Jan. 4, 1987, vs. New England*
Terrell Davis	32-154, 2 TD	Nov. 17, 1996, at New England
Terrell Davis	32-171, 2 TD	Oct. 6, 1997, vs. New England
Clinton Portis	26-111, 2 TD	Oct. 27, 2002, at New England
Clinton Portis	26-111, 1 TD	Nov. 3, 2003, vs. New England
Tatum Bell	13-114, 1 TD	Oct. 16, 2005, vs. New England
Tatum Bell	27-123, 0 TD	Sept. 24, 2006, at New England

\* - Denotes postseason game

### BRONCOS ALL-TIME 100-YARD RECEIVING GAMES (19 / 19 reg., 0 post) — vs. NEW ENGLAND

PLAYER	PERFORMANCE	GAME
Al Carmichael	6-130, 1 TD	Sept. 9, 1960, at Boston
Al Carmichael	3-109, 2 TD	Oct. 23, 1960, vs. Boston
Lionel Taylor	10-106, 1 TD	Oct. 23, 1960, vs. Boston
Donnie Stone	9-137, 1 TD	Dec. 3, 1961, vs. Boston
Lionel Taylor	12-119, 0 TD	Sept. 21, 1962, at Boston
Jerry Tarr	4-152, 2 TD	Sept. 21, 1962, at Boston
Lionel Taylor	7-169, 1 TD	Sept. 29, 1963, vs. Boston
Al Denson	4-131, 2 TD	Sept. 3, 1967, vs. Boston
Butch Johnson	9-156, 2 TD	Nov. 4, 1984, vs. New England
Steve Watson	8-134, 1 TD	Nov. 4, 1984, vs. New England
Rod Smith	5-130, 0 TD	Oct. 6, 1997, vs. New England
Ed McCaffrey	5-111, 0 TD	Oct. 24, 1999, at New England
Rod Smith	13-160, 0 TD	Oct. 1, 2000, vs. New England
Rod Smith	6-159, 1 TD	Oct. 28, 2001, vs. New England
Ed McCaffrey	8-116, 0 TD	Oct. 27, 2002, at New England
Rod Smith	6-123, 1 TD	Oct. 16, 2005, vs. New England
Javon Walker	3-130, 2 TD	Sept. 24, 2006, at New England
Demaryius Thomas	7-116, 0 TD	Dec. 18, 2011, vs. New England
Demaryius Thomas	9-188, 0 TD	Oct. 7, 2012, at New England

### BRONCOS ALL-TIME 300-YARD PASSING GAMES (5 / 5 reg., 0 post) — vs. NEW ENGLAND

PLAYER	PERFORMANCE	GAME
John Elway	26-40-1, 315 yds., 3 TD	Nov. 4, 1984, vs. New England
Brian Griese	25-38-0, 316 yds., 1 TD	Oct. 24, 1999, at New England
Brian Griese	31-50-1, 361 yds., 1 TD	Oct. 1, 2000, vs. New England
Kyle Orton	35-48-1, 330 yds., 2 TD	Oct. 11, 2009, vs. New England
Peyton Manning	31-44-0, 345 yds., 3 TD	Oct. 7, 2012, at New England

## BRONCOS PLAYER CAREER STATS VS. NEW ENGLAND

### SAFETY MIKE ADAMS — vs. NEW ENGLAND

	G/S	W-L	UT	A	TT	S-Yds.	I-Yds.	PD	FF	FR	SpTK
1/2/05 at N.E. *	1/0	L	0	1	1	0-0	0-0	0	0	0	0
10/7/07 at N.E. ^	1/0	L	2	1	3	0-0	0-0	0	0	0	0
11/7/10 vs. N.E. ^	1/0	W	0	0	0	0-0	0-0	2	0	0	1
10/7/12 at N.E.	1/1	L	6	6	12	0-0	0-0	0	0	1	0
<b>TOTALS</b>	<b>4/1</b>	<b>1-3</b>	<b>8</b>	<b>8</b>	<b>16</b>	<b>0-0</b>	<b>0-0</b>	<b>2</b>	<b>0</b>	<b>1</b>	<b>1</b>

\* - w/ San Francisco; ^ - w/ Cleveland

### DEFENSIVE END ROBERT AYERS — vs. NEW ENGLAND

	G/S	W-L	UT	A	TT	S-Yds.	I-Yds.	PD	FF	FR	SpTK
10/11/09 vs. N.E.	1/0	W	2	0	2	0-0	0-0	0	0	0	0
12/18/11 vs. N.E.	1/0	L	2	0	2	0-0	0-0	0	0	0	0
10/7/12 at N.E.	1/0	L	0	0	0	0-0	0-0	0	0	0	0
<b>TOTALS</b>	<b>3/0</b>	<b>1-2</b>	<b>4</b>	<b>0</b>	<b>4</b>	<b>0-0</b>	<b>0-0</b>	<b>0</b>	<b>0</b>	<b>0</b>	<b>0</b>
<b>POSTSEASON</b>											
1/14/12 at N.E. *	1/0	L	0	2	2	0-0	0-0	0	0	0	0
<b>TOTALS</b>	<b>1/0</b>	<b>0-1</b>	<b>0</b>	<b>2</b>	<b>2</b>	<b>0-0</b>	<b>0-0</b>	<b>0</b>	<b>0</b>	<b>0</b>	<b>0</b>

\* - AFC Divisional Playoff

### CORNERBACK CHAMP BAILEY — vs. NEW ENGLAND

	G/S	W-L	UT	A	TT	S-Yds.	I-Yds.	PD	FF	FR	SpTK
9/28/03 vs. N.E. *	1/1	W	6	1	7	0-0	1-0	1	1	0	0
10/16/05 vs. N.E.	1/1	W	1	1	2	0-0	0-0	0	0	0	0
9/24/06 vs. N.E.	1/1	W	0	1	1	0-0	0-0	0	0	0	0
10/20/08 at N.E.	1/1	L	0	2	2	0-0	0-0	1	0	0	0
10/11/09 vs. N.E.	1/1	W	2	0	2	0-0	0-0	1	0	0	0
12/18/11 vs. N.E.	1/1	L	0	0	0	0-0	0-0	0	0	0	0
10/7/12 at N.E.	1/1	L	3	1	4	0-0	0-0	0	0	0	0
<b>TOTALS</b>	<b>7/7</b>	<b>4-3</b>	<b>12</b>	<b>6</b>	<b>18</b>	<b>0-0</b>	<b>1-0</b>	<b>3</b>	<b>1</b>	<b>0</b>	<b>0</b>
<b>POSTSEASON</b>											
1/14/06 vs. N.E. #	1/1	W	2	0	2	0-0	1-100	1	0	0	0
1/14/12 at N.E. #	1/1	L	0	2	2	0-0	0-0	0	0	0	0
<b>TOTALS</b>	<b>1/1</b>	<b>1-1</b>	<b>2</b>	<b>0</b>	<b>2</b>	<b>0-0</b>	<b>1-100</b>	<b>1</b>	<b>0</b>	<b>0</b>	<b>0</b>

\* - w/Washington, # - AFC Divisional Playoff

### CORNERBACK OMAR BOLDEN — vs. NEW ENGLAND

	G/S	W-L	UT	A	TT	S-Yds	I-Yds.	PD	FF	FR	SpTK
10/7/12 at N.E.	1/0	L	0	0	0	0-0	0-0	0	0	0	1
<b>TOTALS</b>	<b>1/0</b>	<b>0-1</b>	<b>0</b>	<b>0</b>	<b>0</b>	<b>0-0</b>	<b>0-0</b>	<b>0</b>	<b>0</b>	<b>0</b>	<b>1</b>

### SAFETY DAVID BRUTON — vs. NEW ENGLAND

	G/S	W-L	UT	A	TT	S-Yds	I-Yds.	PD	FF	FR	SpTK
10/11/09 vs. N.E.	1/0	W	0	0	0	0-0	0-0	0	0	0	0
10/7/12 at N.E.	1/0	L	0	0	0	0-0	0-0	0	0	0	0
<b>TOTALS</b>	<b>2/0</b>	<b>1-1</b>	<b>0</b>	<b>0</b>	<b>0</b>	<b>0-0</b>	<b>0-0</b>	<b>0</b>	<b>0</b>	<b>0</b>	<b>0</b>
<b>POSTSEASON</b>											
1/14/12 at N.E. *	1/1	L	3	4	7	0-0	0-0	0	0	0	0
<b>TOTALS</b>	<b>1/1</b>	<b>0-1</b>	<b>3</b>	<b>4</b>	<b>7</b>	<b>0-0</b>	<b>0-0</b>	<b>0</b>	<b>0</b>	<b>0</b>	<b>0</b>

\* - AFC Divisional Playoff

### CORNERBACK TONY CARTER — vs. NEW ENGLAND

	G/S	W-L-T	UT	A	TT	S-Yds	I-Yds.	PD	FF	FR	SpTK
12/18/11 vs. N.E.	1/0	L	0	0	0	0-0	0-0	0	0	0	0
10/7/12 at N.E.	1/0	L	0	0	0	0-0	0-0	0	0	0	0
<b>TOTALS</b>	<b>2/0</b>	<b>0-2</b>	<b>0</b>	<b>0</b>	<b>0</b>	<b>0-0</b>	<b>0-0</b>	<b>0</b>	<b>0</b>	<b>0</b>	<b>0</b>
<b>POSTSEASON</b>											
1/14/12 at N.E. *	1/0	L	0	0	0	0-0	0-0	0	0	0	1
<b>TOTALS</b>	<b>1/0</b>	<b>0-1</b>	<b>0</b>	<b>0</b>	<b>0</b>	<b>0-0</b>	<b>0-0</b>	<b>0</b>	<b>0</b>	<b>0</b>	<b>1</b>

\* - AFC Divisional Playoff

## BRONCOS PLAYER CAREER STATS VS. NEW ENGLAND

### PUNTER BRITTON COLQUITT — vs. NEW ENGLAND

	G/S	W-L	No.	Yds.	Avg.	Net.	LG	TB	In20
12/18/11 vs. N.E.	1/0	L	3	165	55.0	47.3	60	0	1
10/7/12 at N.E.	1/0	L	3	137	45.7	37.3	51	1	2
<b>TOTALS</b>	<b>2/0</b>	<b>0-2</b>	<b>6</b>	<b>302</b>	<b>50.3</b>	<b>42.3</b>	<b>60</b>	<b>1</b>	<b>3</b>
<b>POSTSEASON</b>									
1/14/12 at N.E. *	1/0	L	7	272	38.9	34.9	44	0	1
<b>TOTALS</b>	<b>1/0</b>	<b>0-1</b>	<b>7</b>	<b>272</b>	<b>38.9</b>	<b>34.9</b>	<b>44</b>	<b>0</b>	<b>1</b>

\* - AFC Divisional Playoff

### WIDE RECEIVER ERIC DECKER — vs. NEW ENGLAND

	G/S	W-L	RECEIVING					RUSHING				
			Rec.	Yds.	Avg.	LG	TD	Att.	Yds.	Avg.	LG	TD
12/18/11 vs. N.E.	1/1	L	1	22	22.0	22	0	0	0	0.0	—	0
10/7/12 at N.E.	1/1	L	4	21	5.3	12	1	0	0	0.0	—	0
<b>TOTALS</b>	<b>2/2</b>	<b>0-2</b>	<b>5</b>	<b>43</b>	<b>8.6</b>	<b>22</b>	<b>1</b>	<b>0</b>	<b>0</b>	<b>0.0</b>	<b>—</b>	<b>0</b>

### TIGHT END JOEL DREESSEN — vs. NEW ENGLAND

	G/S	W-L	RECEIVING					RUSHING				
			Rec.	Yds.	Avg.	LG	TD	Att.	Yds.	Avg.	LG	TD
12/4/05 at N.E. *	1/0	L	1	17	17.0	17	0	0	0	0.0	—	0
12/26/05 vs. N.E. *	1/0	L	0	0	0.0	—	0	0	0	0.0	—	0
1/3/10 vs. N.E. ^	1/1	W	6	81	13.5	25t	1	0	0	0.0	—	0
10/7/12 at N.E.	1/1	L	4	21	5.3	9	1	0	0	0.0	—	0
<b>TOTALS</b>	<b>4/2</b>	<b>1-3</b>	<b>11</b>	<b>119</b>	<b>10.8</b>	<b>25t</b>	<b>2</b>	<b>0</b>	<b>0</b>	<b>0.0</b>	<b>—</b>	<b>0</b>

\* - w/N.Y. Jets, ^ - w/ Houston

### CORNERBACK CHRIS HARRIS — vs. NEW ENGLAND

	G/S	W-L	UT	A	TT	S-Yds.	I-Yds.	PD	FF	FR	SpTK
12/18/11 vs. N.E.	1/1	L	9	0	9	0-0	0-0	0	0	0	0
10/7/12 at N.E.	1/1	L	4	3	7	0-0	0-0	0	0	0	0
<b>TOTALS</b>	<b>2/2</b>	<b>0-2</b>	<b>13</b>	<b>3</b>	<b>16</b>	<b>0-0</b>	<b>0-0</b>	<b>0</b>	<b>0</b>	<b>0</b>	<b>0</b>

#### POSTSEASON

1/14/12 at N.E. *	1/1	L	3	5	8	0-0	0-0	0	0	0	0
<b>TOTALS</b>	<b>1/1</b>	<b>0-1</b>	<b>3</b>	<b>5</b>	<b>8</b>	<b>0-0</b>	<b>0-0</b>	<b>0</b>	<b>0</b>	<b>0</b>	<b>0</b>

\* - AFC Divisional Playoff

### RUNNING BACK RONNIE HILLMAN — vs. NEW ENGLAND

	G/S	W-L	RUSHING					RECEIVING				
			Att.	Yds.	Avg.	LG	TD	Rec.	Yds.	Avg.	LG	TD
10/7/12 at N.E.	1/0	L	3	9	3.0	7	0	1	4	4.0	4	0
<b>TOTALS</b>	<b>1/0</b>	<b>0-1</b>	<b>3</b>	<b>9</b>	<b>3.0</b>	<b>7</b>	<b>0</b>	<b>1</b>	<b>4</b>	<b>4.0</b>	<b>4</b>	<b>0</b>

### LINEBACKER NATE IRVING — vs. NEW ENGLAND

	G/S	W-L	UT	A	TT	S-Yds.	I-Yds.	PD	FF	FR	SpTK
10/7/12 at N.E.	1/0	L	1	0	1	0-0	0-0	0	0	0	0
<b>TOTALS</b>	<b>1/0</b>	<b>0-1</b>	<b>1</b>	<b>0</b>	<b>1</b>	<b>0-0</b>	<b>0-0</b>	<b>0</b>	<b>0</b>	<b>0</b>	<b>0</b>
<b>POSTSEASON</b>											
1/14/12 at N.E. *	1/0	L	1	0	1	0-0	0-0	0	0	0	0
<b>TOTALS</b>	<b>1/0</b>	<b>0-1</b>	<b>1</b>	<b>0</b>	<b>1</b>	<b>0-0</b>	<b>0-0</b>	<b>0</b>	<b>0</b>	<b>0</b>	<b>0</b>

\* - AFC Divisional Playoff

### DEFENSIVE LINEMAN MALIK JACKSON — vs. NEW ENGLAND

	G/S	W-L	UT	A	TT	S-Yds.	I-Yds.	PD	FF	FR	SpTK
10/7/12 at N.E.	1/0	L	1	0	1	0-0	0-0	0	0	0	0
<b>TOTALS</b>	<b>1/0</b>	<b>0-1</b>	<b>1</b>	<b>0</b>	<b>1</b>	<b>0-0</b>	<b>0-0</b>	<b>0</b>	<b>0</b>	<b>0</b>	<b>0</b>

# BRONCOS PLAYER CAREER STATS VS. NEW ENGLAND

## CORNERBACK QUENTIN JAMMER — vs. NEW ENGLAND

	G/S	W-L	UT	A	TT	S-Yds.	I-Yds.	PD	FF	FR	SpTK
9/29/02 vs. N.E. *	1/0	W	4	0	4	0-0	0-0	0	0	0	0
10/2/05 at N.E. *	1/1	W	4	0	4	0-0	0-0	0	0	0	0
9/16/07 at N.E. *	1/1	L	7	0	7	0-0	0-0	0	0	1	0
10/12/08 vs. N.E. *	1/1	W	3	0	3	0-0	1-2	5	0	0	0
10/24/10 vs. N.E. *	1/1	L	3	0	3	0-0	0-0	1	0	0	0
9/18/11 at N.E. *	1/1	L	4	0	4	0-0	0-0	1	0	0	0
<b>TOTALS</b>	<b>6/5</b>	<b>3-3</b>	<b>25</b>	<b>0</b>	<b>25</b>	<b>0-0</b>	<b>1-2</b>	<b>7</b>	<b>0</b>	<b>1</b>	<b>0</b>

## POSTSEASON

1/14/07 vs. N.E. *^	1/1	L	5	0	5	0-0	0-0	1	0	0	0
1/20/08 at N.E. *#	1/1	L	2	0	2	0-0	1-0	3	0	0	0
<b>TOTALS</b>	<b>2/2</b>	<b>0-2</b>	<b>7</b>	<b>0</b>	<b>7</b>	<b>0-0</b>	<b>1-0</b>	<b>4</b>	<b>0</b>	<b>0</b>	<b>0</b>

\* - w/San Diego, ^ - AFC Divisional Playoff, # - AFC Championship Game

## DEFENSIVE TACKLE TERRANCE KNIGHTON — vs. NEW ENGLAND

	G/S	W-L	UT	A	TT	S-Yds	I-Yds.	PD	FF	FR	SpTK
12/27/09 at N.E. *	1/1	L	1	1	2	0-0	0-0	0	0	0	0
12/23/12 vs. N.E. *	1/0	L	1	0	1	0-0	0-0	0	0	0	0
<b>TOTALS</b>	<b>2/1</b>	<b>0-2</b>	<b>2</b>	<b>1</b>	<b>3</b>	<b>0-0</b>	<b>0-0</b>	<b>0</b>	<b>0</b>	<b>0</b>	<b>0</b>

\* - w/Jacksonville

## LINEBACKER PARIS LENON — vs. NEW ENGLAND

	G/S	W-L	UT	A	TT	S-Yds	I-Yds.	PD	FF	FR	SpTK
10/13/02 at N.E. *	1/0	W	0	0	0	0-0	0-0	0	0	0	0
12/03/06 at N.E. ^	1/1	L	1	2	3	0-0	0-0	0	0	0	0
9/16/12 at N.E.#	1/1	W	7	1	8	0-0	0-0	0	0	0	0
<b>TOTALS</b>	<b>3/2</b>	<b>2-1</b>	<b>8</b>	<b>3</b>	<b>11</b>	<b>0-0</b>	<b>0-0</b>	<b>0</b>	<b>0</b>	<b>0</b>	<b>0</b>

\* - w/Green Bay, ^ - w/Detroit, # - w/Arizona

## QUARTERBACK PEYTON MANNING — vs. NEW ENGLAND

	G/S	W/L	PASSING								RUSHING					
			Att.	Cmp.	Pct.	Yds.	TD	INT	LG	S-Yds.	Rtg.	Att.	Yds.	Avg.	LG	TD
9/13/98 at N.E. *	1/1	L	33	21	63.6	188	1	3	22	2-15	51.1	0	0	0.0	—	0
11/1/98 vs. N.E. *	1/1	L	52	30	57.7	278	2	2	24	0-0	69.2	0	0	0.0	—	0
9/19/99 at N.E. *	1/1	L	30	18	60.0	223	3	2	42t	0-0	88.6	1	3	3.0	3	0
12/12/99 vs. N.E. *	1/1	W	27	15	55.6	186	2	0	52	1-8	101.8	5	8	1.6	11	0
10/8/00 at N.E. *	1/1	L	54	31	57.4	334	1	3	31	2-10	58.7	1	7	7.0	7	0
10/22/00 vs. N.E. *	1/1	W	20	16	80.0	268	3	0	78t	0-0	158.3	0	0	0.0	—	0
9/30/01 at N.E. *	1/1	L	34	20	58.8	196	1	3	26	2-7	48.2	2	14	7.0	10t	1
10/21/01 vs. N.E. *	1/1	L	34	22	64.7	335	1	0	68	4-30	106.9	2	1	0.5	1	0
11/30/03 vs. N.E. *	1/1	L	48	29	60.4	278	4	1	26t	2-6	95.7	2	1	0.5	1	0
9/9/04 at N.E. *	1/1	L	29	16	55.2	256	2	1	64	1-12	93.5	2	18	9.0	19	0
11/7/05 at N.E. *	1/1	W	37	28	75.7	321	3	1	48	0-0	117.1	3	24	8.0	12	0
11/5/06 at N.E. *	1/1	W	36	20	55.6	326	2	1	44	3-25	93.1	3	-3	-1.0	-1	0
11/4/07 vs. N.E. *	1/1	L	27	16	59.3	225	1	1	73t	3-15	83.1	1	1	1.0	1t	1
11/2/08 vs. N.E. *	1/1	W	29	21	72.4	254	2	0	26	0-0	121.9	0	0	0.0	—	0
11/15/09 vs. N.E. *	1/1	W	44	28	63.6	327	4	2	29t	1-11	97.4	0	0	0.0	—	0
11/21/10 at N.E. *	1/1	L	52	38	73.1	396	4	3	28	0-0	96.3	0	0	0.0	—	0
10/7/12 at N.E.	1/1	L	44	31	70.5	337	3	0	43	2-13	116.2	2	9	4.5	10	0
<b>TOTALS</b>	<b>17/17</b>	<b>6-11</b>	<b>630</b>	<b>400</b>	<b>63.5</b>	<b>4,728</b>	<b>39</b>	<b>23</b>	<b>78t</b>	<b>23-52</b>	<b>91.7</b>	<b>24</b>	<b>83</b>	<b>3.5</b>	<b>19</b>	<b>2</b>

## POSTSEASON

1/18/04 at N.E. *^	1/1	L	47	23	48.9	237	1	4	32	4-29	35.5	2	4	2.0	3	0
1/16/05 at N.E. *#	1/1	L	42	27	64.3	238	0	1	18	1-8	69.3	1	7	7.0	7	0
1/21/07 vs. N.E. *^	1/1	W	47	27	57.4	349	1	1	52	3-19	79.1	2	0	0.0	1t	1
<b>TOTALS</b>	<b>3/3</b>	<b>1-2</b>	<b>136</b>	<b>77</b>	<b>56.6</b>	<b>824</b>	<b>2</b>	<b>6</b>	<b>52</b>	<b>8-56</b>	<b>61.0</b>	<b>5</b>	<b>11</b>	<b>2.2</b>	<b>7</b>	<b>1</b>

\* -w/Indianapolis, ^ - AFC Divisional Playoff, # - AFC Championship Game



## BRONCOS PLAYER CAREER STATS VS. NEW ENGLAND

### LINEBACKER VON MILLER — vs. NEW ENGLAND

	G/S	W-L	UT	A	TT	S-Yds.	I-Yds.	PD	FF	FR	SpTK
12/18/11 vs. N.E.	1/1	L	1	0	1	0-0	0-0	0	0	0	0
10/7/12 at N.E.	1/1	L	7	1	8	2-7	0-0	1	1	0	0
<b>TOTALS</b>	<b>2/2</b>	<b>0-2</b>	<b>8</b>	<b>1</b>	<b>9</b>	<b>2-7</b>	<b>0-0</b>	<b>1</b>	<b>1</b>	<b>0</b>	<b>0</b>
<b>POSTSEASON</b>											
1/14/12 at N.E. *	1/1	L	0	0	0	0-0	0-0	0	0	0	0
<b>TOTALS</b>	<b>1/1</b>	<b>0-1</b>	<b>0</b>	<b>0</b>	<b>0</b>	<b>0-0</b>	<b>0-0</b>	<b>0</b>	<b>0</b>	<b>0</b>	<b>0</b>

\* - AFC Divisional Playoff

### SAFETY RAHIM MOORE — vs. NEW ENGLAND

	G/S	W-L	UT	A	TT	S-Yds.	I-Yds.	PD	FF	FR	SpTK
12/18/11 vs. N.E.	1/1	L	6	1	7	0-0	0-0	1	0	0	0
10/7/12 at N.E.	1/1	L	6	6	12	0-0	0-0	0	0	0	0
<b>TOTALS</b>	<b>1/1</b>	<b>0-1</b>	<b>6</b>	<b>1</b>	<b>7</b>	<b>0-0</b>	<b>0-0</b>	<b>1</b>	<b>0</b>	<b>0</b>	<b>0</b>
<b>POSTSEASON</b>											
1/14/12 at N.E. *	1/0	L	1	2	3	0-0	0-0	0	0	0	0
<b>TOTALS</b>	<b>1/0</b>	<b>0-1</b>	<b>1</b>	<b>2</b>	<b>3</b>	<b>0-0</b>	<b>0-0</b>	<b>0</b>	<b>0</b>	<b>0</b>	<b>0</b>

\* - AFC Divisional Playoff

### RUNNING BACK KNOWSHON MORENO — vs. NEW ENGLAND

	G/S	RUSHING						RECEIVING				
		W/L	Att.	Yds.	Avg.	LG	TD	Rec.	Yds.	Avg.	LG	TD
10/11/09 vs. N.E.	1/1	W	21	88	4.2	13	0	4	36	9.0	27	0
<b>TOTALS</b>	<b>1/1</b>	<b>1-0</b>	<b>21</b>	<b>88</b>	<b>4.2</b>	<b>13</b>	<b>0</b>	<b>4</b>	<b>36</b>	<b>9.0</b>	<b>27</b>	<b>0</b>

### DEFENSIVE END SHAUN PHILLIPS — vs. NEW ENGLAND

	G/S	W-L	UT	A	TT	S-Yds.	I-Yds.	PD	FF	FR	SpTK
10/2/05 at N.E. *	1/0	W	0	0	0	0-0	0-0	1	1	0	3
9/16/07 at N.E. *	1/1	L	5	0	5	0-0	0-0	0	0	0	0
10/12/08 vs. N.E. *	1/1	W	3	0	3	0-0	0-0	0	0	0	0
10/24/10 vs. N.E. *	1/1	L	5	0	5	1-5	0-0	0	0	0	0
9/18/11 at N.E. *	1/1	L	3	1	4	1-6	0-0	1	0	0	0
<b>TOTALS</b>	<b>5/4</b>	<b>2-3</b>	<b>16</b>	<b>1</b>	<b>17</b>	<b>2-11</b>	<b>0-0</b>	<b>2</b>	<b>1</b>	<b>0</b>	<b>3</b>
<b>POSTSEASON</b>											
1/14/07 vs. N.E. *^	1/1	L	2	1	3	1-4	0-0	0	1	0	0
1/20/08 at N.E. *#	1/1	L	3	3	6	0-0	0-0	0	0	0	0
<b>TOTALS</b>	<b>2/2</b>	<b>0-2</b>	<b>5</b>	<b>4</b>	<b>9</b>	<b>1-4</b>	<b>0-0</b>	<b>0</b>	<b>1</b>	<b>0</b>	<b>0</b>

\* - w/San Diego, ^ - AFC Divisional Playoff, # - AFC Championship Game

### KICKER MATT PRATER — vs. NEW ENGLAND

	G/S.	W-L	1-19	20-29	30-39	40-49	50+	LG	Total	Pct.	XM-XA	Pct.	Pts.
10/20/08 at N.E.	1/0	L	0-0	0-0	0-0	0-0	0-0	—	0-0	.000	1-1	1.000	1
10/11/09 vs. N.E.	1/0	W	0-0	1-1	0-0	1-2	0-0	41	2-3	.667	2-2	1.000	8
12/18/11 vs. N.E.	1/0	L	0-0	1-1	0-0	0-0	0-0	26	1-1	1.000	2-2	1.000	5
10/7/12 at N.E.	1/0	L	0-0	0-0	0-0	0-0	0-0	—	0-0	.000	3-3	1.000	3
<b>TOTALS</b>	<b>4/0</b>	<b>1-3</b>	<b>0-0</b>	<b>2-2</b>	<b>0-0</b>	<b>1-2</b>	<b>0-0</b>	<b>41</b>	<b>3-4</b>	<b>.750</b>	<b>8-8</b>	<b>1.000</b>	<b>17</b>
<b>POSTSEASON</b>													
1/14/12 at N.E. *	1/0	L	0-0	0-0	0-0	1-1	0-0	41	1-1	1.000	1-1	1.000	4
<b>TOTALS</b>	<b>1/0</b>	<b>0-1</b>	<b>0-0</b>	<b>0-0</b>	<b>0-0</b>	<b>1-1</b>	<b>0-0</b>	<b>41</b>	<b>1-1</b>	<b>1.000</b>	<b>1-1</b>	<b>1.000</b>	<b>4</b>

\* - AFC Divisional Playoff

### CORNERBACK DOMINIQUE RODGERS-CROMARTIE — vs. NEW ENGLAND

	G/S	W-L	UT	A	TT	S-Yds.	I-Yds.	PD	FF	FR	SpTK
12/21/08 at N.E. *	1/1	L	3	1	4	0-0	0-0	2	0	0	0
<b>TOTALS</b>	<b>1/1</b>	<b>0-1</b>	<b>3</b>	<b>1</b>	<b>4</b>	<b>0-0</b>	<b>0-0</b>	<b>2</b>	<b>0</b>	<b>0</b>	<b>0</b>

\* - w/Arizona

## BRONCOS PLAYER CAREER STATS VS. NEW ENGLAND

### TIGHT END JACOB TAMME — vs. NEW ENGLAND

	RECEIVING							RUSHING				
	G/S	W-L	Rec.	Yds.	Avg.	LG	TD	Att.	Yds.	Avg.	LG	TD
11/2/08 vs. N.E.*	1/0	W	0	0	0.0	—	0	0	0	0.0	—	0
11/15/09 vs. N.E.*	1/0	W	0	0	0.0	—	0	0	0	0.0	—	0
11/21/10 at N.E.*	1/1	L	7	60	8.6	17	0	0	0	0.0	—	0
12/4/11 at N.E.*	1/0	L	5	49	9.8	20	0	0	0	0.0	—	0
10/7/12 at N.E.	1/1	L	6	50	8.3	17	0	0	0	0.0	—	0
<b>TOTALS</b>	<b>5/2</b>	<b>2-3</b>	<b>18</b>	<b>159</b>	<b>8.8</b>	<b>20</b>	<b>0</b>	<b>0</b>	<b>0</b>	<b>0.0</b>	<b>—</b>	<b>0</b>

\*-w/Indianapolis

### WIDE RECEIVER DEMARYIUS THOMAS — vs. NEW ENGLAND

	RECEIVING							RUSHING				
	G/S	W-L	Rec.	Yds.	Avg.	LG	TD	Att.	Yds.	Avg.	LG	TD
12/18/11 vs. N.E.	1/1	L	7	116	16.6	39	0	0	0	0.0	—	0
10/7/12 at N.E.	1/1	L	9	180	20.0	38	0	0	0	0.0	—	0
<b>TOTALS</b>	<b>2/2</b>	<b>0-2</b>	<b>16</b>	<b>296</b>	<b>18.5</b>	<b>38</b>	<b>0</b>	<b>0</b>	<b>0</b>	<b>0.0</b>	<b>—</b>	<b>0</b>
<b>POSTSEASON</b>												
1/14/12 at N.E.*	1/1	L	6	93	15.5	41	0	0	0	0.0	—	0
<b>TOTALS</b>	<b>1/1</b>	<b>0-1</b>	<b>6</b>	<b>93</b>	<b>15.5</b>	<b>41</b>	<b>0</b>	<b>0</b>	<b>0</b>	<b>0.0</b>	<b>—</b>	<b>0</b>

\* - AFC Divisional Playoff

### LINEBACKER DANNY TREVATHAN — vs. NEW ENGLAND

	G/S	W-L	UT	A	TT	S-Yds.	I-Yds.	PD	FF	FR	SpTK
10/7/12 at N.E.	1/0	L	0	2	2	0-0	0-0	0	0	0	0
<b>TOTALS</b>	<b>1/0</b>	<b>0-1</b>	<b>0</b>	<b>2</b>	<b>2</b>	<b>0-0</b>	<b>0-0</b>	<b>0</b>	<b>0</b>	<b>0</b>	<b>0</b>

### DEFENSIVE TACKLE MITCH UNREIN — vs. NEW ENGLAND

	G/S	W-L	UT	A	TT	S-Yds.	I-Yds.	PD	FF	FR	SpTK
12/18/11 vs. N.E.	1/0	L	0	0	0	0-0	0-0	0	0	0	0
10/7/12 at N.E.	1/1	L	1	1	2	0-0	0-0	0	0	0	0
<b>TOTALS</b>	<b>2/1</b>	<b>0-2</b>	<b>1</b>	<b>1</b>	<b>2</b>	<b>0-0</b>	<b>0-0</b>	<b>0</b>	<b>0</b>	<b>0</b>	<b>0</b>
<b>POSTSEASON</b>											
1/14/12 at N.E.*	1/0	L	0	1	1	0-0	0-0	0	0	0	0
<b>TOTALS</b>	<b>1/0</b>	<b>0-1</b>	<b>0</b>	<b>1</b>	<b>1</b>	<b>0-0</b>	<b>0-0</b>	<b>0</b>	<b>0</b>	<b>0</b>	<b>0</b>

\* - AFC Divisional Playoff

### DEFENSIVE TACKLE KEVIN VICKERSON — vs. NEW ENGLAND

	G/S	W-L	UT	A	TT	S-Yds.	I-Yds.	PD	FF	FR	SpTK
10/18/09 at N.E.*	1/0	L	3	0	3	0-0	0-0	0	0	0	0
10/7/12 at N.E.	1/0	L	1	5	6	0-0	0-0	0	0	0	0
<b>TOTALS</b>	<b>2/0</b>	<b>0-2</b>	<b>4</b>	<b>5</b>	<b>9</b>	<b>0-0</b>	<b>0-0</b>	<b>0</b>	<b>0</b>	<b>0</b>	<b>0</b>

\* w/Tennessee

## BRONCOS PLAYER CAREER STATS VS. NEW ENGLAND

### WIDE RECEIVER WES WELKER — vs. NEW ENGLAND

	G/S	W-L	RECEIVING					RUSHING				
			Rec.	Yds.	Avg.	LG	TD	Att.	Yds.	Avg.	LG	TD
10/10/04 at N.E.*	1/0	L	0	0	-	-	0	0	0	0.0	—	0
12/20/04 vs. N.E.*	1/0	W	0	0	-	-	0	0	0	0.0	—	0
11/13/05 vs. N.E.*	1/0	L	2	61	30.5	47	0	0	0	0.0	—	0
1/1/06 at N.E.*	1/0	W	2	20	10	11	0	0	0	0.0	—	0
10/8/06 at N.E.*	1/0	L	9	77	8.6	25	0	0	0	0.0	—	0
12/10/06 vs. N.E.*	1/0	W	1	-1	-1	-1	0	0	0	0.0	—	0
<b>TOTALS</b>	<b>6/0</b>	<b>3-3</b>	<b>14</b>	<b>157</b>	<b>11.2</b>	<b>47</b>	<b>0</b>	<b>0</b>	<b>0</b>	<b>0.0</b>	<b>—</b>	<b>0</b>
	G/S	W-L	PUNT RETURNS					KICK RETURNS				
			Att.	Yds.	Avg.	LG	TD	Att.	Yds.	Avg.	LG	TD
10/10/04 at N.E.*	1/0	L	5	41	8.2	21	0	5	101	20.2	27	0
12/20/04 vs. N.E.*	1/0	W	2	87	43.5	71	0	5	139	27.8	31	0
11/13/05 vs. N.E.*	1/0	L	3	13	4.3	7	0	4	112	28.0	46	0
1/1/06 at N.E.*	1/0	W	2	18	9.0	10	0	3	66	22.0	23	0
10/8/06 at N.E.*	1/0	L	2	18	9.0	12	0	4	103	25.8	28	0
12/10/06 vs. N.E.*	1/0	W	4	36	9.0	14	0	0	0	0.0	—	0
<b>TOTALS</b>	<b>6/0</b>	<b>3-3</b>	<b>18</b>	<b>213</b>	<b>11.8</b>	<b>71</b>	<b>0</b>	<b>21</b>	<b>521</b>	<b>24.8</b>	<b>46</b>	<b>0</b>

\* - w/Miami

### DEFENSIVE END DEREK WOLFE — vs. NEW ENGLAND

	G/S	W-L	UT	A	TT	S-Yds.	I-Yds.	PD	FF	FR	SpTK
10/7/12 at N.E.	1/1	L	2	2	4	1-3	0-0	0	0	0	0
<b>TOTALS</b>	<b>1/1</b>	<b>0-1</b>	<b>2</b>	<b>2</b>	<b>4</b>	<b>1-3</b>	<b>0-0</b>	<b>0</b>	<b>0</b>	<b>0</b>	<b>0</b>

### LINEBACKER WESLEY WOODYARD — vs. NEW ENGLAND

	G/S	W-L	UT	A	TT	S-Yds.	I-Yds.	PD	FF	FR	SpTK
10/20/08 at N.E.	1/0	L	0	0	0	0-0	0-0	0	0	0	0
10/11/09 vs. N.E.	1/0	W	3	2	5	0-0	0-0	0	1	0	1
12/18/11 vs. N.E.	1/1	L	5	3	8	0-0	0-0	0	0	0	1
10/7/12 vs. N.E.	1/1	L	5	6	11	0.5-10	0-0	0	0	0	0
<b>TOTALS</b>	<b>4/2</b>	<b>1-3</b>	<b>13</b>	<b>11</b>	<b>24</b>	<b>0.5-10</b>	<b>0-0</b>	<b>0</b>	<b>1</b>	<b>0</b>	<b>2</b>
<b>POSTSEASON</b>											
1/14/12 at N.E.*	1/0	L	0	0	0	0-0	0-0	0	0	0	1
<b>TOTALS</b>	<b>1/0</b>	<b>0-1</b>	<b>0</b>	<b>0</b>	<b>0</b>	<b>0-0</b>	<b>0-0</b>	<b>0</b>	<b>0</b>	<b>0</b>	<b>1</b>

\* - AFC Divisional Playoff

# Denver Broncos / Week 11 / Through Sunday, November 17, 2013 / Regular Season

Won 9, Lost 1

9/5/2013	W	49- 27	Baltimore Ravens
9/15/2013	W	41- 23	at New York Giants
9/23/2013	W	37- 21	Oakland Raiders
9/29/2013	W	52- 20	Philadelphia Eagles
10/6/2013	W	51- 48	at Dallas Cowboys
10/13/2013	W	35- 19	Jacksonville Jaguars
10/20/2013	L	33- 39	at Indianapolis Colts
10/27/2013	W	45- 21	Washington Redskins
11/10/2013	W	28- 20	at San Diego Chargers
11/17/2013	W	27- 17	Kansas City Chiefs

	Denver	Opponent
<b>Total First Downs</b>	<b>271</b>	<b>215</b>
Rushing	63	49
Passing	185	138
Penalty	23	28
3rd Down: Made/Att	60/125	53/141
3rd Down Pct.	48.0%	37.6%
4th Down: Made/Att	4/4	1/8
4th Down Pct.	100.0%	12.5%
<b>Possession Avg.</b>	<b>29:38</b>	<b>30:22</b>
<b>Total Net Yards</b>	<b>4555</b>	<b>3718</b>
Avg. Per Game	455.5	371.8
Total Plays	717	683
Avg. Per Play	6.4	5.4
<b>Net Yards Rushing</b>	<b>1051</b>	<b>927</b>
Avg. Per Game	105.1	92.7
Total Rushes	292	252
<b>Net Yards Passing</b>	<b>3504</b>	<b>2791</b>
Avg. Per Game	350.4	279.1
Sacked/Yards Lost	13/78	29/211
Gross Yards	3582	3002
Attempts/Completions	412/288	402/233
Completion Pct.	69.9%	58.0%
Had Intercepted	6	13
<b>Punts/Average</b>	<b>39/45.5</b>	<b>58/46.4</b>
<b>Net Punting Avg.</b>	<b>40.5</b>	<b>38.2</b>
<b>Penalties/Yards</b>	<b>71/614</b>	<b>65/501</b>
<b>Fumbles/Ball Lost</b>	<b>21/13</b>	<b>12/4</b>
<b>Touchdowns</b>	<b>51</b>	<b>29</b>
Rushing	13	9
Passing	34	18
Returns	4	2

Score By Periods	Q1	Q2	Q3	Q4	OT	Pts
Team	76	97	107	118	0	398
Opponents	37	90	62	66	0	255

Scoring	TD	Ru	Pa	Rt	PAT	FG	2Pt	Pts
M.Prater	0	0	0	0	50/50	14/15	0	92
J.Thomas	10	0	10	0	0/0	0/0	0	60
D.Thomas	9	0	9	0	0/0	0/0	0	54
W.Welker	9	0	9	0	0/0	0/0	0	54
K.Moreno	9	8	1	0	0/0	0/0	0	54
E.Decker	3	0	3	0	0/0	0/0	0	18
M.Ball	3	3	0	0	0/0	0/0	0	18
T.Holliday	2	0	0	2	0/0	0/0	0	12
P.Manning	1	1	0	0	0/0	0/0	0	6
J.Dreessen	1	0	1	0	0/0	0/0	0	6
D.Rodgers-Cromartie	1	0	0	1	0/0	0/0	0	6
A.Caldwell	1	0	1	0	0/0	0/0	0	6
S.Johnson	1	0	0	1	0/0	0/0	0	6
R.Hillman	1	1	0	0	0/0	0/0	0	6
<b>Team</b>	<b>51</b>	<b>13</b>	<b>34</b>	<b>4</b>	<b>50/50</b>	<b>14/15</b>	<b>0</b>	<b>398</b>
<b>Opponents</b>	<b>29</b>	<b>9</b>	<b>18</b>	<b>2</b>	<b>26/26</b>	<b>17/19</b>	<b>1</b>	<b>255</b>

2-Pt. Conversions: Team 0/ 1, Opponents: 1/ 3

Sacks: S.Phillips 9.0, R.Ayers 4.5, D.Wolfe 4.0, M.Jackson 4.0, T.Knighton 3.0, V.Miller 2.0, W.Woodyard 1.5, D.Trevathan 1.0

Team: 29.0, Opponents: 13.0

Rushing	No.	Yds	Avg	Long	TD
K.Moreno	150	600	4.0	25t	8
M.Ball	68	222	3.3	15	3
R.Hillman	40	182	4.6	19	1
D.Barton	1	35	35.0	35	0
C.Anderson	4	22	5.5	11	0
A.Caldwell	1	7	7.0	7	0
T.Holliday	1	7	7.0	7	0
B.Osweiler	2	3	1.5	4	0
P.Manning	25	-27	-1.1	1t	1
<b>Team</b>	<b>292</b>	<b>1051</b>	<b>3.6</b>	<b>35</b>	<b>13</b>
<b>Opponents</b>	<b>252</b>	<b>927</b>	<b>3.7</b>	<b>35</b>	<b>9</b>

Receiving	No.	Yds	Avg	Long	TD
W.Welker	61	648	10.6	33	9
D.Thomas	60	914	15.2	78t	9
E.Decker	54	792	14.7	61	3
J.Thomas	45	590	13.1	74t	10
K.Moreno	37	336	9.1	35t	1
R.Hillman	12	119	9.9	19	0
M.Ball	5	43	8.6	15	0
A.Caldwell	4	83	20.8	36	1
V.Green	4	17	4.3	5	0
J.Tamme	3	27	9.0	15	0
J.Dreessen	3	13	4.3	8	1
<b>Team</b>	<b>288</b>	<b>3582</b>	<b>12.4</b>	<b>78t</b>	<b>34</b>
<b>Opponents</b>	<b>233</b>	<b>3002</b>	<b>12.9</b>	<b>82t</b>	<b>18</b>

Interceptions	No.	Yds	Avg	Long	TD
D.Trevathan	3	29	9.7	29	0
C.Harris	3	1	0.3	1	0
D.Rodgers-Cromartie	2	75	37.5	75t	1
R.Moore	2	18	9.0	18	0
K.Webster	1	10	10.0	10	0
S.Phillips	1	3	3.0	3	0
T.Carter	1	0	0.0	0	0
<b>Team</b>	<b>13</b>	<b>136</b>	<b>10.5</b>	<b>75t</b>	<b>1</b>
<b>Opponents</b>	<b>6</b>	<b>105</b>	<b>17.5</b>	<b>59t</b>	<b>2</b>

Punting	No	Yds	Avg	Net	TB	In	Lg	B
B.Colquitt	39	1773	45.5	40.5	2	12	60	0
<b>Team</b>	<b>39</b>	<b>1773</b>	<b>45.5</b>	<b>40.5</b>	<b>2</b>	<b>12</b>	<b>60</b>	<b>0</b>
<b>Opponents</b>	<b>56</b>	<b>2689</b>	<b>46.4</b>	<b>39.5</b>	<b>6</b>	<b>20</b>	<b>66</b>	<b>2</b>

Punt Returns	Ret	FC	Yds	Avg	Long	TD
T.Holliday	25	9	250	10.0	81t	1
W.Welker	2	1	27	13.5	27	0
<b>Team</b>	<b>27</b>	<b>10</b>	<b>277</b>	<b>10.3</b>	<b>81t</b>	<b>1</b>
<b>Opponents</b>	<b>16</b>	<b>16</b>	<b>153</b>	<b>9.6</b>	<b>34</b>	<b>0</b>

Kickoff Returns	No.	Yds	Avg	Long	TD
T.Holliday	16	510	31.9	105t	1
M.Unrein	1	8	8.0	8	0
M.Jackson	1	6	6.0	6	0
<b>Team</b>	<b>18</b>	<b>524</b>	<b>29.1</b>	<b>105t</b>	<b>1</b>
<b>Opponents</b>	<b>18</b>	<b>442</b>	<b>24.6</b>	<b>32</b>	<b>0</b>

Field Goals	1-19	20-29	30-39	40-49	50+
M.Prater	1/ 1	1/ 1	2/ 2	6/ 6	4/ 5
<b>Team</b>	<b>1/ 1</b>	<b>1/ 1</b>	<b>2/ 2</b>	<b>6/ 6</b>	<b>4/ 5</b>
<b>Opponents</b>	<b>0/ 0</b>	<b>6/ 6</b>	<b>4/ 5</b>	<b>5/ 6</b>	<b>2/ 2</b>

Fumbles Lost: P.Manning 6, M.Ball 2, W.Welker 1, T.Holliday 1, E.Decker 1, D.Trevathan 1, R.Hillman 1 **Total: 13**

Opponent Fumble Recoveries: D.Ihenacho 2, D.Wolfe 1, Q.Jammer 1 **Total: 4**

Passing	Att	Cmp	Yds	Cmp%	Yds/Att	TD	TD%	Int	Int%	Long	Sack	Lost	Rating
P.Manning	409	286	3572	69.9%	8.7	34	8.3%	6	1.5%	78t	13/	78	118.3
B.Osweiler	3	2	10	66.7%	3.3	0	0.0%	0	0.0%	5	0/	0	71.5
<b>Team</b>	<b>412</b>	<b>288</b>	<b>3582</b>	<b>69.9%</b>	<b>8.7</b>	<b>34</b>	<b>8.3%</b>	<b>6</b>	<b>1.5%</b>	<b>78t</b>	<b>13/</b>	<b>78</b>	<b>118.0</b>
<b>Opponents</b>	<b>402</b>	<b>233</b>	<b>3002</b>	<b>58.0%</b>	<b>7.5</b>	<b>18</b>	<b>4.5%</b>	<b>13</b>	<b>3.2%</b>	<b>82t</b>	<b>29/</b>	<b>211</b>	<b>83.0</b>



# DENVER BRONCOS 2013 REGULAR SEASON DEFENSIVE STATISTICS (9-1)

## (based on press box totals)

	PLAYER	TT	UT	AT	Sk.	Yds.	Int.	Yds.	TFL	QBH	PD	FF	FR
1	Trevathan	79	54	25	1	9	3	29	3	3	8	2	0
2	Woodyard	56	29	27	1.5	11	0	0	1	8	3	0	0
3	Ihenacho	54	46	8	0	0	0	0	2	0	8	2	2
4	Harris	48	43	5	0	0	3	1	5	2	8	0	0
5	Moore	44	38	6	0	0	2	18	0	0	6	0	0
6	Rodgers-Cromartie	29	23	6	0	0	2	75	3	0	13	0	0
7	Phillips	28	22	6	9	71.5	1	3	9	11	5	1	0
8	Irving	26	17	9	0	0	0	0	5	1	1	0	0
9	Adams	24	17	7	0	0	0	0	0	1	3	0	0
10	Jackson	23	12	11	4	28	0	0	6	12	4	0	0
11	Webster	21	18	3	0	0	1	10	1	0	7	1	0
12	Vickerson	20	16	4	0	0	0	0	6	0	3	0	0
13	Ayers	19	16	3	4.5	28.5	0	0	6	8	0	0	0
14	Wolfe	16	11	5	4	34	0	0	7	7	0	0	1
	Knighton	16	7	9	3	18	0	0	3	6	0	0	0
16	Miller	14	11	3	2	11	0	0	4	4	0	1	0
17	Unrein	11	7	4	0	0	0	0	0	2	0	0	0
18	Carter	10	9	1	0	0	1	0	1	0	8	0	0
	Lenon	10	5	5	0	0	0	0	0	0	2	0	0
20	Bailey	8	6	2	0	0	0	0	0	0	3	0	0
21	Jammer	5	5	0	0	0	0	0	0	0	3	0	1
	Williams	5	2	3	0	0	0	0	2	1	0	0	0
23	Bruton	3	3	0	0	0	0	0	0	1	0	0	0
24	Bolden	2	2	0	0	0	0	0	0	0	0	0	0
25	Johnson	1	1	0	0	0	0	0	0	0	0	0	0
	Robinson	1	1	0	0	0	0	0	1	0	0	0	0
	Tamme	1	0	1	0	0	0	0	0	0	0	0	0
	TEAM	574	421	153	29	211	13	136	65	67	85	7	4

## SPECIAL TEAMS STATISTICS (based on press box totals)

	PLAYER	TT	UT	AT	FF	FR	BK	BP	TD
1	Tamme	7	6	1	0	0	0	0	0
2	Bruton	5	3	2	0	0	0	1	0
3	Irving	4	4	0	0	0	0	0	0
	Johnson	4	3	1	0	0	0	1	1
5	Webster	3	3	0	0	0	0	0	0
	Caldwell	3	1	2	0	0	0	0	0
7	Lenon	2	2	0	0	0	0	0	0
	Brewer	2	2	0	0	0	0	0	0
	Ball	2	2	0	0	0	0	0	0
	Trevathan	2	1	1	0	0	0	0	0
	Robinson	2	1	1	0	0	0	0	0
	Green	2	1	1	0	0	0	0	0
	Dreessen	2	0	2	0	0	0	0	0
14	Adams	1	1	0	0	0	0	0	0
	Bolden	1	1	0	0	0	0	0	0
	Welker	1	1	0	0	0	0	0	0
17	Holliday	0	0	0	0	2	0	0	0
	TEAM	43	32	11	0	2	0	2	1

**MIS. TACKLES:** Decker 2, Manning 2, D. Thomas 2, Beadles 1,

Clark 1, Moreno 1, Ramirez 1, Welker 1

**MIS. FUMBLE RECOVERIES:** Moreno 2, Decker 1, Manning 1

**MIS. FORCED FUMBLES:** None

**DEFENSIVE TOUCHDOWNS:** Rodgers-Cromartie (75-yd. INT return vs. Was., 10/27)

**BLOCKED PUNTS:** Bruton (vs. Bal., 9/5); Johnson (vs. Phi., 9/29)

**BLOCKED KICKS:** None

**TWO-POINT CONVERSION STOPS:** Bailey (vs. Jac., 10/13)

# BRONCOS 2013 GAME-BY-GAME PARTICIPATION

	vs. Bal. (9/5)	at NYG (9/15)	vs. Oak. (9/23)	vs. Phi. (9/29)	at Dal. (10/6)	vs. Jac. (10/13)	at Ind. (10/20)	vs. Was. (10/27)	at S.D. (11/10)	vs. K.C. (11/17)	at N.E. (11/24)	at K.C. (12/1)	vs. Ten. (12/8)	vs. S.D. (12/12)	at Hou. (12/22)	at Oak. (12/29)	P	-	S	-	DNP	-	INA
Adams, Mike	P	P	P	P	P	P	P	P	SS	P							10	-	1	-	0	-	0
Anderson, C.J.	INA	INA	INA	INA	INA	INA	INA	P	P	P							3	-	0	-	0	-	7
Ayers, Robert	RDE	P	RDE	P	RDE	INA	P	P	P	P							9	-	3	-	0	-	1
Bailey, Champ	INA	INA	INA	INA	INA	LCB	LCB	INA	INA	INA							2	-	2	-	0	-	8
Ball, Montee	P	P	P	P	P	P	P	P	P	P							10	-	0	-	0	-	0
Beadles, Zane	LG	LG	LG	LG	LG	LG	LG	LG	LG	LG							10	-	10	-	0	-	0
Bolden, Omar	P	P	P	P	P	P	P	P	P	P							10	-	0	-	0	-	0
Brewer, Aaron	P	P	P	P	P	P	P	P	P	P							10	-	0	-	0	-	0
Bruton, David	P	P	P	P	P	P	P	P	P	P							10	-	0	-	0	-	0
Caldwell, Andre	P	P	P	P	P	P	P	P	P	P							10	-	0	-	0	-	0
Carter, Tony	LCB	P	LCB	P	P	INA	INA	INA	P	INA							6	-	2	-	0	-	4
Clady, Ryan	LT	LT	IR	IR	IR	IR	IR	IR	IR	IR							2	-	2	-	0	-	0
Clark, Chris	P	P	LT	LT	LT	LT	LT	LT	LT	LT							10	-	8	-	0	-	0
Colquitt, Britton	P	P	P	P	P	P	P	P	P	P							10	-	0	-	0	-	0
Decker, Eric	WR	WR	WR	WR	WR	WR	WR	WR	WR	WR							10	-	10	-	0	-	0
Dreessen, Joel	INA	INA	INA	P	P	P	P	P	P	P							7	-	0	-	0	-	3
Dysert, Zac	INA	INA	INA	INA	INA	INA	INA	INA	INA	INA							0	-	0	-	0	-	10
Franklin, Orlando	RT	RT	RT	RT	RT	RT	INA	RT	RT	RT							9	-	9	-	0	-	1
Green, Virgil	P	P	P	P	P	P	P	P	P	P							10	-	0	-	0	-	0
Harris Jr., Chris	CB	LCB	CB	LCB	LCB	P	CB	LCB	LCB	LCB							10	-	9	-	0	-	0
Hillman, Ronnie	P	P	P	P	P	P	P	INA	INA	INA							7	-	0	-	0	-	3
Holliday, Trindon	P	P	P	P	P	P	P	P	P	P							10	-	0	-	0	-	0
Ihenacho, Duke	SS	SS	SS	SS	SS	SS	SS	SS	SS	SS							9	-	9	-	0	-	1
Irving, Nate	P	SLB	P	SLB	P	SLB	P	P	P	INA							9	-	3	-	0	-	1
Jackson, Malik	P	P	P	P	P	P	P	P	P	P							10	-	0	-	0	-	0
Jammer, Quentin	INA	INA	INA	P	INA	P	INA	P	RCB	P							5	-	1	-	0	-	5
Johnson, Steven	P	P	P	P	P	P	P	P	P	P							10	-	0	-	0	-	0
Justice, Winston	NWT	NWT	INA	INA	INA	INA	DNP	DNP	DNP	DNP							0	-	0	-	4	-	4
Knighton, Terrance	NT	NT	NT	NT	NT	NT	NT	NT	NT	NT							10	-	10	-	0	-	0
Kuper, Chris	INA	INA	INA	INA	P	P	RG	INA	INA	INA							3	-	1	-	0	-	7
Lenon, Paris	P	P	P	INA	INA	MLB	MLB	P	P	P							8	-	2	-	0	-	2
Manning, Peyton	QB	QB	QB	QB	QB	QB	QB	QB	QB	QB							10	-	10	-	0	-	0
Miller, Von	SUS	SUS	SUS	SUS	SUS	SUS	SLB	SLB	SLB	SLB							4	-	4	-	0	-	0
Moffitt, John	INA	INA	P	P	INA	INA	INA	INA	RE	NWT							2	-	0	-	0	-	6
Moore, Rahim	FS	FS	FS	FS	FS	FS	FS	FS	FS	FS							10	-	10	-	0	-	0
Moreno, Knowshon	RB	RB	RB	RB	RB	RB	RB	RB	RB	RB							10	-	10	-	0	-	0
Osweller, Brock	DNP	DNP	DNP	P	DNP	DNP	DNP	DNP	DNP	DNP							1	-	0	-	9	-	0
Phillips, Shaun	P	RDE	P	RDE	P	RDE	P	RDE	P	RDE							10	-	6	-	0	-	0
Prater, Matt	P	P	P	P	P	P	P	P	P	P							10	-	0	-	0	-	0
Ramirez, Manny	C	C	C	C	C	C	CB	C	C	C							10	-	10	-	0	-	0
Robinson, Adrian	P	P	P	P	P	P	NWT	NWT	NWT	NWT							6	-	0	-	0	-	0
Rodgers-Cromartie, Dominique	RCB	RCB	RCB	RCB	RCB	RCB	RCB	RCB	P	RCB							10	-	9	-	0	-	0
Tamme, Jacob	P	P	P	P	P	P	P	P	P	P							10	-	0	-	0	-	0
Thomas, Demaryius	WR	WR	WR	WR	WR	WR	WR	WR	WR	WR							10	-	10	-	0	-	0
Thomas, Julius	TE	TE	TE	TE	TE	TE	TE	TE	TE	TE							10	-	10	-	0	-	0
Trevathan, Danny	WLB	WLB	WLB	WLB	WLB	WLB	WLB	WLB	WLB	WLB							10	-	10	-	0	-	0
Unrein, Mitch	P	P	P	P	P	P	P	P	P	P							10	-	0	-	0	-	0
Vallos, Steve	P	P	P	P	P	P	P	P	P	P							10	-	0	-	0	-	0
Vasquez, Louis	RG	RG	RG	RG	RG	RG	RT	RG	RG	RG							10	-	10	-	0	-	0
Vickerson, Kevin	DT	DT	DT	DT	DT	DT	DT	DT	DT	DT							10	-	10	-	0	-	0
Walton, J.D.	PUP	PUP	PUP	PUP	PUP	PUP	PUP	PUP	INA	INA							0	-	0	-	0	-	2
Webster, Kayvon	P	P	P	P	CB	P	P	P	P	P							10	-	1	-	0	-	0
Welker, Wes	WR	WR	WR	WR	WR	WR	WR	WR	WR	WR							10	-	10	-	0	-	0
Williams, Sylvester	P	P	P	INA	P	P	P	INA	INA	P							7	-	0	-	0	-	3
Wolfe, Derek	LDE	LDE	LDE	LDE	LDE	LDE	LDE	LDE	LDE	LDE							10	-	10	-	0	-	0
Woodyard, Wesley	MLB	MLB	MLB	MLB	MLB	INA	INA	MLB	MLB	MLB							8	-	8	-	0	-	2

KEY: IR-injured reserve; INA-Inactive; DNP-did not play; NWT-not with team; PS-practice squad; SUS-suspended; RE-roster exemption; PUP-reserve/PUP

## 2013 GAME-BY-GAME STARTERS

## OFFENSE

[illegible]

## DEFENSE

[illegible]

# BRONCOS 2013 OFFENSIVE PLAY-TIME ANALYSIS

	vs. Bal. (9/5)				at NYG (9/15)				vs. Oak. (9/23)				vs. Phi. (9/29)				at Dal. (10/6)				vs. Jac. (10/13)				at Ind. (10/20)				vs. Was. (10/27)			
	Off.	Pct.	ST	Pct.	Off.	Pct.	ST	Pct.	Off.	Pct.	ST	Pct.	Off.	Pct.	ST	Pct.	Off.	Pct.	ST	Pct.	Off.	Pct.	ST	Pct.	Off.	Pct.	ST	Pct.	Off.	Pct.	ST	Pct.
Anderson, C.J.	0	0.0%	0	0.0%	0	0.0%	0	0.0%	0	0.0%	0	0.0%	0	0.0%	0	0.0%	0	0.0%	0	0.0%	0	0.0%	0	0.0%	0	0.0%	0	0.0%	10	12.3%	15	45.5%
Ball, Montee	18	25.4%	16	37.2%	28	37.8%	10	27.8%	17	22.4%	6	20.7%	14	19.2%	6	17.6%	5	6.3%	1	3.0%	7	9.5%	4	14.3%	1	1.3%	20	42.6%	30	37.0%	3	9.1%
Beadles, Zane	71	100.0%	7	16.3%	74	100.0%	7	19.4%	76	100.0%	7	24.1%	64	87.7%	8	23.5%	79	100.0%	9	27.3%	74	100.0%	5	17.9%	78	100.0%	5	10.6%	81	100.0%	7	21.2%
Caldwell, Andre	3	4.2%	17	39.5%	6	8.1%	11	30.6%	19	25.0%	12	41.4%	24	32.9%	6	17.6%	4	5.1%	10	30.3%	7	9.5%	13	46.4%	1	1.3%	26	55.3%	14	17.3%	18	54.5%
Clady, Ryan	71	100.0%	7	16.3%	70	94.6%	6	16.7%	0	0.0%	0	0.0%	0	0.0%	0	0.0%	0	0.0%	0	0.0%	0	0.0%	0	0.0%	0	0.0%	0	0.0%	0	0.0%	0	0.0%
Clark, Chris	0	0.0%	7	16.3%	4	5.4%	7	19.4%	76	100.0%	7	24.1%	73	100.0%	8	23.5%	79	100.0%	9	27.3%	74	100.0%	5	17.9%	78	100.0%	5	10.6%	81	100.0%	7	21.2%
Decker, Eric	64	90.1%	2	4.7%	66	89.2%	1	2.8%	52	68.4%	1	3.4%	55	75.3%	0	0.0%	73	92.4%	0	0.0%	59	79.7%	0	0.0%	75	96.2%	0	0.0%	66	81.5%	0	0.0%
Dreessen, Joel	0	0.0%	0	0.0%	0	0.0%	0	0.0%	0	0.0%	0	0.0%	17	23.3%	18	52.9%	4	5.1%	18	54.5%	19	25.7%	11	39.3%	0	0.0%	27	57.4%	46	56.8%	13	39.4%
Dyserf, Zac	0	0.0%	0	0.0%	0	0.0%	0	0.0%	0	0.0%	0	0.0%	0	0.0%	0	0.0%	0	0.0%	0	0.0%	0	0.0%	0	0.0%	0	0.0%	0	0.0%	0	0.0%	0	0.0%
Franklin, Orlando	71	100.0%	7	16.3%	74	100.0%	7	19.4%	76	100.0%	7	24.1%	73	100.0%	8	23.5%	79	100.0%	9	27.3%	46	62.2%	2	7.1%	0	0.0%	0	0.0%	81	100.0%	0	0.0%
Green, Virgil	16	22.5%	20	46.5%	26	35.1%	18	50.0%	25	32.9%	14	48.3%	27	37.0%	16	47.1%	7	8.9%	24	72.7%	15	20.3%	14	50.0%	7	9.0%	28	59.6%	9	11.1%	16	48.5%
Hillman, Ronnie	15	21.1%	0	0.0%	2	2.7%	0	0.0%	24	31.6%	0	0.0%	30	41.1%	0	0.0%	23	29.1%	0	0.0%	12	16.2%	0	0.0%	20	25.6%	0	0.0%	0	0.0%	0	0.0%
Holliday, Trindon	0	0.0%	11	25.6%	0	0.0%	11	30.6%	0	0.0%	10	34.5%	0	0.0%	10	29.4%	0	0.0%	9	27.3%	1	1.4%	9	32.1%	0	0.0%	20	42.6%	3	3.7%	11	33.3%
Justice, Winston	0	0.0%	0	0.0%	0	0.0%	0	0.0%	0	0.0%	0	0.0%	0	0.0%	0	0.0%	0	0.0%	0	0.0%	0	0.0%	0	0.0%	0	0.0%	0	0.0%	0	0.0%	0	0.0%
Kuper, Chris	0	0.0%	0	0.0%	0	0.0%	0	0.0%	0	0.0%	0	0.0%	0	0.0%	0	0.0%	0	0.0%	9	27.3%	28	37.8%	5	17.9%	78	100.0%	5	10.6%	0	0.0%	0	0.0%
Manning, Peyton	71	100.0%	0	0.0%	74	100.0%	0	0.0%	76	100.0%	0	0.0%	57	78.1%	0	0.0%	79	100.0%	0	0.0%	74	100.0%	0	0.0%	78	100.0%	0	0.0%	81	100.0%	0	0.0%
Moffitt, John	0	0.0%	0	0.0%	0	0.0%	0	0.0%	0	0.0%	7	24.1%	9	12.3%	8	23.5%	0	0.0%	0	0.0%	0	0.0%	0	0.0%	0	0.0%	0	0.0%	0	0.0%	0	0.0%
Moreno, Knowshon	37	52.1%	2	4.7%	44	59.5%	1	2.8%	35	46.1%	0	0.0%	28	38.4%	0	0.0%	51	64.6%	0	0.0%	54	73.0%	0	0.0%	57	73.1%	0	0.0%	37	45.7%	0	0.0%
Osweller, Brock	0	0.0%	0	0.0%	0	0.0%	0	0.0%	0	0.0%	0	0.0%	16	21.9%	0	0.0%	0	0.0%	0	0.0%	0	0.0%	0	0.0%	0	0.0%	0	0.0%	0	0.0%	0	0.0%
Ramirez, Manny	71	100.0%	0	0.0%	74	100.0%	1	2.8%	76	100.0%	0	0.0%	64	87.7%	0	0.0%	79	100.0%	0	0.0%	74	100.0%	0	0.0%	78	100.0%	0	0.0%	81	100.0%	0	0.0%
Tamme, Jacob	7	9.9%	21	48.8%	6	8.1%	24	66.7%	10	13.2%	18	62.1%	3	4.1%	20	58.8%	4	5.1%	18	54.5%	9	12.2%	19	67.9%	2	2.6%	34	72.3%	9	11.1%	22	66.7%
Thomas, Demaryius	68	95.8%	2	4.7%	70	94.6%	1	2.8%	72	94.7%	1	3.4%	61	83.6%	1	2.9%	76	96.2%	0	0.0%	66	89.2%	0	0.0%	78	100.0%	0	0.0%	75	92.6%	0	0.0%
Thomas, Julius	71	100.0%	4	9.3%	74	100.0%	5	13.9%	74	97.4%	3	10.3%	59	80.8%	0	0.0%	74	93.7%	0	0.0%	74	100.0%	0	0.0%	78	100.0%	0	0.0%	32	39.5%	0	0.0%
Unrein, Mitch	0	0.0%	0	0.0%	0	0.0%	0	0.0%	1	1.3%	6	20.7%	0	0.0%	8	23.5%	1	1.3%	14	42.4%	5	6.8%	13	46.4%	0	0.0%	15	31.9%	1	1.2%	8	24.2%
Vallos, Steve	0	0.0%	7	16.3%	0	0.0%	7	19.4%	0	0.0%	7	24.1%	9	12.3%	9	26.5%	0	0.0%	9	27.3%	0	0.0%	5	17.9%	0	0.0%	5	10.6%	0	0.0%	7	21.2%
Vasquez, Louis	71	100.0%	7	16.3%	74	100.0%	7	19.4%	76	100.0%	7	24.1%	73	100.0%	8	23.5%	79	100.0%	9	27.3%	74	100.0%	5	17.9%	78	100.0%	5	10.6%	81	100.0%	7	21.2%
Walton, J.D.	0	0.0%	0	0.0%	0	0.0%	0	0.0%	0	0.0%	0	0.0%	0	0.0%	0	0.0%	0	0.0%	0	0.0%	0	0.0%	0	0.0%	0	0.0%	0	0.0%	0	0.0%	0	0.0%
Welker, Wes	56	78.9%	4	9.3%	48	64.9%	0	0.0%	51	67.1%	0	0.0%	47	64.4%	0	0.0%	73	92.4%	0	0.0%	42	56.8%	0	0.0%	71	91.0%	0	0.0%	73	90.1%	0	0.0%

	at S.D. (11/10)				vs. K.C. (11/17)				at N.E. (11/24)				at K.C. (12/1)				vs. Ten. (12/8)				vs. S.D. (12/12)				at Hou. (12/22)				at Oak. (12/29)				Reg. Season Totals			
	Off.	Pct.	ST	Pct.	Off.	Pct.	ST	Pct.	Off.	Pct.	ST	Pct.	Off.	Pct.	ST	Pct.	Off.	Pct.	ST	Pct.	Off.	Pct.	ST	Pct.	Off.	Pct.	ST	Pct.	Off.	Pct.	ST	Pct.				
Anderson, C.J.	0	0.0%	12	38.7%	1	1.3%	3	9.1%																							11	1.5%	30	8.6%		
Ball, Montee	19	31.7%	5	16.1%	22	27.5%	8	24.2%																							161	21.6%	79	22.8%		
Beadles, Zane	60	100.0%	4	12.9%	80	100.0%	6	18.2%																							737	98.8%	65	18.7%		
Caldwell, Andre	12	20.0%	16	51.6%	20	25.0%	18	54.5%																							110	14.7%	147	42.4%		
Clady, Ryan	0	0.0%	0	0.0%	0	0.0%	0	0.0%																							141	18.9%	13	3.7%		
Clark, Chris	60	100.0%	4	12.9%	80	100.0%	6	18.2%																							605	81.1%	65	18.7%		
Decker, Eric	49	81.7%	0	0.0%	68	85.0%	1	3.0%																							627	84.0%	5	1.4%		
Dreessen, Joel	0	0.0%	11	35.5%	21	26.3%	22	66.7%																							107	14.3%	120	34.6%		
Dysert, Zac	0	0.0%	0	0.0%	0	0.0%	0	0.0%																							0	0.0%	0	0.0%		
Franklin, Orlando	60	100.0%	4	12.9%	80	100.0%	6	18.2%																							640	85.8%	50	14.4%		
Green, Virgil	19	31.7%	19	61.3%	9	11.3%	23	69.7%																							160	21.4%	192	55.3%		
Hillman, Ronnie	0	0.0%	0	0.0%	0	0.0%	0	0.0%																							126	16.9%	0	0.0%		
Holliday, Trindon	0	0.0%	12	38.7%	0	0.0%	10	30.3%																							4	0.5%	113	32.6%		
Justice, Winston	0	0.0%	0	0.0%	0	0.0%	0	0.0%																							0	0.0%	0	0.0%		
Kuper, Chris	0	0.0%	0	0.0%	0	0.0%	0	0.0%																							106	14.2%	19	5.5%		
Manning, Peyton	60	100.0%	0	0.0%	80	100.0%	0	0.0%																							730	97.9%	0	0.0%		
Moffitt, John	0	0.0%	0	0.0%	0	0.0%	0	0.0%																							9	1.2%	15	4.3%		
Moreno, Knowshon	41	68.3%	0	0.0%	58	72.5%	0	0.0%																							442	59.2%	3	0.9%		
Osweller, Brock	0	0.0%	0	0.0%	0	0.0%	0	0.0%																							16	2.1%	0	0.0%		
Ramirez, Manny	60	100.0%	0	0.0%	80	100.0%	0	0.0%																							737	98.8%	1	0.3%		
Tamme, Jacob	2	3.3%	22	71.0%	5	6.3%	23	69.7%																							57	7.6%	221	63.7%		
Thomas, Demaryius	54	90.0%	0	0.0%	72	90.0%	1	3.0%																							692	92.8%	6	1.7%		
Thomas, Julius	60	100.0%	1	3.2%	60	75.0%	0	0.0%																							656	87.9%	13	3.7%		
Unrein, Mitch	0	0.0%	10	32.3%	0	0.0%	10	30.3%																							8	1.1%	84	24.2%		
Vallos, Steve	0	0.0%	4	12.9%	0	0.0%	6	18.2%																							9	1.2%	66	19.0%		
Vasquez, Louis	60	100.0%	4	12.9%	80	100.0%	6	18.2%																							746	100.0%	65	18.7%		
Walton, J.D.	0	0.0%	0	0.0%	0	0.0%	0	0.0%																							0	0.0%	0	0.0%		
Welker, Wes	44	73.3%	0	0.0%	64	80.0%	1	3.0%																							569	76.3%	5	1.4%		



## BRONCOS 2013 DEFENSIVE PLAY-TIME ANALYSIS

[illegible][illegible]

## BRONCOS 2013 SPECIAL TEAMS PLAY-TIME ANALYSIS

vs. Bal. (9/5)				at NYG (9/15)				vs. Oak. (9/23)				vs. Phi. (9/29)				at Dal. (10/6)				vs. Jac. (10/13)				at Ind. (10/20)				vs. Was. (10/27)							
	O/D	Pct.	ST	Pct.	O/D	Pct.	ST	Pct.	O/D	Pct.	ST	Pct.	O/D	Pct.	ST	Pct.	O/D	Pct.	ST	Pct.	O/D	Pct.	ST	Pct.	O/D	Pct.	ST	Pct.							
Brewer, Aaron	-	-	14	32.6%	-	-	12	33.3%	-	-	8	27.6%	-	-	10	29.4%	-	-	9	27.3%	-	-	9	32.1%	-	-	12	25.5%	-	-	9	27.3%			
Colquitt, Britton	-	-	14	32.6%	-	-	12	33.3%	-	-	8	27.6%	-	-	10	29.4%	-	-	9	27.3%	-	-	13	27.7%	-	-	10	30.3%	-	-	10	30.3%			
Prater, Matt	-	-	15	34.9%	-	-	15	41.7%	-	-	15	51.7%	-	-	16	47.1%	-	-	18	54.5%	-	-	11	39.3%	-	-	12	25.5%	-	-	15	45.5%			
at S.D. (11/10)				vs. K.C. (11/17)				at N.E. (11/24)				at K.C. (12/1)				vs. Ten. (12/8)				vs. S.D. (12/12)				at Hou. (12/22)				at Oak. (12/29)				Reg. Season Totals			
	O/D	Pct.	ST	Pct.	O/D	Pct.	ST	Pct.	O/D	Pct.	ST	Pct.	O/D	Pct.	ST	Pct.	O/D	Pct.	ST	Pct.	O/D	Pct.	ST	Pct.	O/D	Pct.	ST	Pct.	O/D	Pct.	ST	Pct.			
Brewer, Aaron	-	-	9	29.0%	-	-	13	39.4%																							-	-	105	30.3%	
Colquitt, Britton	-	-	9	29.0%	-	-	13	39.4%																							-	-	107	30.8%	
Prater, Matt	-	-	9	29.0%	-	-	12	36.4%																							-	-	138	39.8%	

BRONCOS 2013 GAME-BY-GAME STATISTICS																	
	vs. Bal. (9/5)	at NYG (9/15)	vs. Oak (9/23)	vs. Phi. (9/29)	at Dal. (10/6)	vs. Jac. (10/13)	at Ind. (10/20)	vs. Was. (10/27)	at S.D. (11/10)	vs. K.C. (11/17)	at N.E. (11/24)	at K.C. (12/1)	vs. Ten. (12/8)	vs. S.D. (12/12)	at Hou. (12/22)	at Oak. (12/29)	TOTAL
First Downs																	
Total	24	23	31	35	34	26	23	29	22	24							271
Rushing	2	5	9	11	9	8	2	6	5	6							63
Passing	20	18	20	19	20	14	19	23	17	15							185
Penalty	2	0	2	5	5	4	2	0	0	3							23
Third-Down Efficiency																	
Converted	8	8	5	5	9	7	5	4	3	6							60
Attempts	15	15	9	8	13	13	16	12	8	16							125
Efficiency	53.3%	53.3%	55.6%	62.5%	69.2%	53.9%	31.3%	33.3%	37.5%	37.5%							48.0%
Fourth-Down Efficiency																	
Converted	0	0	0	0	0	1	1	2	0	0							4
Attempts	0	0	0	0	0	1	1	2	0	0							4
Efficiency	0%	0%	0%	0%	0%	100%	100%	100%	0%	0%							0%
Total Offense																	
Net Yards	510	414	536	472	517	407	429	446	397	427							4555
Plays	68	72	73	71	73	71	73	80	60	76							717
Avg./play	7.5	5.8	7.3	6.6	7.1	5.7	5.9	5.6	6.6	5.6							6.4
Rushing																	
Net Yards	65	107	164	141	103	112	64	107	84	104							1051
Attempts	23	29	35	33	31	29	20	34	22	36							292
Avg./rush	2.8	3.7	4.7	4.3	3.3	3.9	3.2	3.1	3.8	2.9							3.6
TFL - yds.	2-3	2-6	0-0	2-3	4-9	3-11	2-3	2-3	1-2	1-1							19-41
Passing																	
Net Yards	445	307	372	331	414	295	365	339	313	323							3,504
Sacks	3	0	1	1	0	0	4	2	2	0							13
Yds. Lost	17	0	2	6	0	0	21	15	17	0							78
Gross Yds.	462	307	374	337	414	295	386	354	330	323							3,582
Attempts	42	43	37	37	42	42	49	44	36	40							412
Compl.	27	30	32	30	33	28	29	30	25	24							288
Pct.	64.3%	69.8%	86.5%	81.1%	78.6%	66.7%	59.2%	68.2%	69.4%	60.0%							69.9%
Int.	0	0	0	0	1	1	1	3	0	0							6
Avg./play	9.9	7.1	9.8	8.7	9.9	7.0	6.9	7.4	8.2	8.1							8.3
Kickoffs																	
No.	8	8	8	9	9	6	8	8	5	6							75
In End Zone-TB	8-8	8-3	8-6	9-8	8-4	6-6	6-3	8-8	5-5	6-5							72-56
Punts																	
No.	7	5	1	2	0	3	7	3	5	6							39
Yards	319	210	37	92	0	129	331	147	233	275							1773
Avg.	45.6	42.0	37.0	46.0	0.0	43.0	47.3	49.0	46.6	45.8							45.5
Net Avg.	40.9	39.4	37.0	35.5	0.0	42.3	42.3	37.0	42.6	40.3							40.5
Had Blocked	0	0	0	0	0	0	0	0	0	0							0
Kicks, Had Blocked																	
Field Goals-PATs	0-0	0-0	0-0	0-0	0-0	0-0	0-0	0-0	0-0	0-0							0-0
Punt Returns																	
No.	6	4	3	2	1	1	4	1	2	3							27
Yards	63	121	34	0	9	1	16	10	6	17							277
Avg.	10.5	30.3	11.3	0.0	9.0	1.0	4.0	10.0	3.0	5.7							10.3
Kickoff Returns																	
No.	0	2	1	1	4	0	4	1	4	1							18
Yards	0	34	8	105	93	0	123	30	103	28							524
Avg.	0.0	17.0	8.0	105.0	23.3	0.0	30.8	30.0	25.8	28.0							29.1
Interception Returns																	
No.	2	4	0	0	1	2	0	4	0	0							13
Yards	29	0	0	0	0	10	0	97	0	0							136
Avg.	14.5	0.0	0.0	0.0	0.0	5.0	0.0	24.3	0.0	0.0							4.8
Penalties																	
Number	8	13	5	2	5	4	12	6	3	13							71
Yds. Lost	61	132	40	25	55	31	103	57	28	82							614
Fumbles																	
No.	3	2	3	0	2	3	4	1	2	1							21
Lost	2	1	2	0	1	2	2	1	1	1							13
Touchdowns																	
Total TDs	7	5	4	7	6	5	4	6	4	3							51
Rush	0	2	1	1	2	3	1	1	0	2							13
Pass	7	2	3	4	4	2	3	4	4	1							34
Returns	0	1	0	2	0	0	0	1	0	0							4
Extra Points																	
Made-Attempts	7-7	5-5	4-4	7-7	6-6	5-5	3-4	6-6	4-4	3-3							50-51
Kicking Md.-Att.	7-7	5-5	4-4	7-7	6-6	5-5	3-3	6-6	4-4	3-3							50-50
Rushing Md.-Att.	0-0	0-0	0-0	0-0	0-0	0-0	0-0	0-0	0-0	0-0							0-0
Passing Md.-Att.	0-0	0-0	0-0	0-0	0-0	0-0	0-1	0-0	0-0	0-0							0-1
Field Goals																	
Made-Attempts	0-0	2-2	3-3	1-1	3-3	0-0	2-2	1-1	0-0	2-3							14-15
Red Zone Efficiency																	
Scored-Attempts	2-2	2-3	4-6	5-5	6-7	4-5	3-5	3-4	2-2	3-4							34-43
Efficiency	100%	66.7%	66.7%	100%	85.7%	80%	60%	75%	100%	75%							79.1%
Goal-to-Go Efficiency																	
Scored-Attempts	2-2	1-2	2-2	3-3	6-7	3-4	1-3	3-4	1-1	2-2							24-30
Efficiency	100%	50%	100%	100%	85.7%	75%	33.3%	75%	100%	100%							80.0%
Safeties																	
Total Points	49	41	37	52	51	35	33	45	28	27							398
Time of Poss. Avg.	26:12	28:02	35:24	33:22	32:34	28:45	28:13	32:00	21:57	29:53							29:38

OPPONENTS 2013 GAME-BY-GAME STATISTICS																	
	vs. Bal. (9/5)	at NYG (9/15)	vs. Oak. (9/23)	vs. Phi. (9/29)	at Dal. (10/6)	vs. Jac. (10/13)	at Ind. (10/20)	vs. Was. (10/27)	at S.D. (11/10)	vs. K.C. (11/17)	at N.E. (11/24)	at K.C. (12/1)	vs. Ten. (12/8)	vs. S.D. (12/12)	at Hou. (12/22)	at Oak. (12/29)	TOTAL
First Downs																	
Total	24	28	13	21	24	20	19	22	20	24							215
Rushing	3	3	2	9	3	4	5	8	7	5							49
Passing	18	15	11	12	20	15	11	11	11	14							138
Penalty	3	10	0	0	1	1	3	3	2	5							28
Third-Down Efficiency																	
Converted	8	1	5	8	4	5	5	6	7	4							53
Attempts	22	11	12	16	6	14	17	14	16	13							141
Efficiency	36.4%	9.0%	41.7%	50.0%	66.7%	35.7%	29.4%	42.9%	43.8%	30.8%							37.6%
Fourth-Down Efficiency																	
Converted	0	0	0	0	0	0	0	0	1	0							1
Attempts	1	1	1	0	0	3	0	0	1	1							8
Efficiency	0%	0%	0%	0%	0%	0%	0%	0%	100%	0%							12.5%
Total Offense																	
Net Yards	393	376	342	450	522	362	334	266	329	344							3718
Plays	87	69	51	69	54	71	71	70	68	73							683
Avg./play	4.5	5.4	6.7	6.5	9.7	5.1	4.7	3.8	4.8	4.7							5.4
Rushing																	
Net Yards	58	23	49	166	52	71	121	112	131	144							927
Attempts	21	19	17	35	14	27	31	28	35	25							252
Avg./rush	2.8	1.2	2.9	4.7	3.7	2.6	3.9	4.0	3.7	5.8							3.7
TFL - yds.	4-6	5-13	4-11	3-8	2-4	5-10	5-9	2-5	2-5	1-3							33-74
Passing																	
Net Yards	335	353	293	284	470	291	213	154	198	200							2791
Sacks	4	1	3	3	4	2	2	3	4	3							29
Yds. Lost	27	9	23	13	36	12	15	26	20	30							211
Gross Yds.	362	362	316	297	506	303	228	180	218	230							3002
Attempts	62	49	31	31	36	42	38	39	29	45							402
Compl.	34	28	21	17	25	27	21	20	19	21							233
Pct.	54.8%	57.1%	67.7%	54.8%	69.4%	64.3%	55.3%	51.3%	65.5%	46.7%							58.0%
Int.	2	4	0	0	1	2	0	4	0	0							13
Avg./play	5.1	7.1	8.6	8.4	11.8	6.6	5.3	3.7	6.0	4.2							6.7
Kickoffs																	
No.	6	6	4	5	8	5	8	4	5	4							55
In End Zone-TB	6-6	4-3	2-2	5-4	7-4	5-5	8-4	4-3	5-1	4-3							50-36
Punts																	
No.	10	5	6	5	1	3	9	7	5	7							58
Yards	456	231	315	191	51	135	440	274	238	358							2689
Avg.	45.6	46.2	52.5	47.8	51.0	45.0	48.9	39.1	47.6	51.1							46.4
Net Avg.	39.3	22.0	43.5	30.2	42.0	44.7	47.1	37.7	46.4	40.1							39.5
Had Blocked	1	0	0	1	0	0	0	0	0	0							2
Kicks, Had Blocked																	
Field Goals-PATs	0-0	0-0	0-0	0-0	0-0	0-0	0-0	0-0	0-0	0-0							0-0
Punt Returns																	
No.	1	2	0	1	0	2	3	2	0	5							16
Yards	13	13	0	21	0	2	35	36	0	33							153
Avg.	13.0	6.5	0.0	21.0	0.0	1.0	11.7	18.0	0.0	6.6							9.6
Kickoff Returns																	
No.	0	5	2	1	5	0	4	0	0	1							18
Yards	0	121	45	26	123	0	104	0	0	23							442
Avg.	0.0	24.2	22.5	26.0	24.6	0.0	26.0	0.0	0.0	23.0							24.6
Interception Returns																	
No.	0	0	0	0	1	1	1	3	0	0							6
Yards	0	0	0	0	0	59	4	42	0	0							105
Avg.	0.0	0.0	0.0	0.0	0.0	59.0	4.0	14.0	0.0	0.0							17.5
Penalties																	
Number	7	4	8	8	9	7	6	1	6	9							65
Yds. Lost	53	16	77	62	81	62	52	5	40	53							501
Fumbles																	
No.	1	0	1	0	1	2	1	3	1	2							12
Lost	0	0	0	0	1	0	1	1	0	1							4
Touchdowns																	
Total TDs	3	2	3	2	6	2	4	3	2	2							29
Rush	1	1	1	1	1	1	1	1	1	0							9
Pass	2	1	2	1	5	0	3	1	1	2							18
Returns	0	0	0	0	0	1	0	1	0	0							2
Extra Points																	
Made-Attempts	3-3	2-2	3-3	2-2	5-6	1-2	4-4	3-3	2-2	2-2							27-29
Kicking Md.-Att.	3-3	2-2	3-3	2-2	4-4	1-1	4-4	3-3	2-2	2-2							26-26
Rushing Md.-Att.	0-0	0-0	0-0	0-0	0-1	0-0	0-0	0-0	0-0	0-0							0-1
Passing Md.-Att.	0-0	0-0	0-0	0-0	1-1	0-1	0-0	0-0	0-0	0-0							1-2
Field Goals																	
Made-Attempts	2-2	3-3	0-0	2-3	2-2	2-2	3-3	0-0	2-3	1-1							15-17
Red Zone Efficiency																	
Scored-Attempts	3-5	1-3	2-3	2-5	5-6	1-3	3-4	2-2	2-4	2-4							18-33
Efficiency	60.0%	33.3%	66.7%	40.0%	83.3%	33.3%	75%	100%	50%	50%							54.5%
Goal-to-Go Efficiency																	
Scored-Attempts	2-3	1-1	1-2	2-2	5-6	1-2	0-1	2-2	1-1	2-3							12-17
Efficiency	66.7%	100.0%	50.0%	100.0%	83.3%	50.0%	0.0%	100.0%	100.0%	66.7%							70.6%
Safeties																	
Total Points	27	23	21	20	48	19	39	21	20	17							255
Time of Poss. Avg.	33:48	31:58	24:36	26:38	27:26	31:15	31:47	28:00	38:03	30:07							30:22

# DENVER BRONCOS 2013 QUARTER-BY-QUARTER STATISTICS

## FIRST QUARTER

	Pts.	Yds.	Rush	Pass	1st Dwn.	3rd Dwn.			4th Dwn.			TOP	Penalties	
						Md.	Att.	Pct.	Md.	Att.	Pct.		No.	Yds.
Denver	0	59	15	44	3	2	4	50.0%	0	0	0.0%	5:33	0	0
vs. Baltimore (9/5)	7	114	32	82	7	3	4	75.0%	0	0	0.0%	9:27	0	0
Denver	0	141	9	132	7	3	5	60.0%	0	0	0.0%	8:40	2	17
at N.Y.G. (9/15)	3	66	5	61	2	0	3	0.0%	0	0	0.0%	6:20	0	0
Denver	10	116	23	93	6	1	3	33.3%	0	0	0.0%	8:41	3	25
vs. Oakland (9/23)	0	42	28	14	1	0	3	0.0%	0	0	0.0%	6:19	3	20
Denver	14	69	10	59	4	2	2	100.0%	0	0	0.0%	4:05	0	0
vs. Phil. (9/29)	3	145	89	56	8	4	6	66.7%	0	0	0.0%	10:55	2	15
Denver	7	112	16	96	3	0	1	0.0%	0	0	0.0%	2:03	1	10
at Dallas (10/6)	14	179	18	161	12	2	2	100.0%	0	0	0.0%	12:57	0	0
Denver	14	117	29	88	9	2	3	66.7%	0	0	0.0%	8:10	2	16
vs. Jac. (10/13)	0	69	12	57	3	1	4	25.0%	0	1	0.0%	6:50	2	26
Denver	7	83	27	56	3	0	2	0.0%	0	0	0.0%	4:51	2	10
at Ind. (10/20)	10	101	23	78	5	1	5	20.0%	0	0	0.0%	10:09	2	10
Denver	7	129	35	94	8	1	3	33.3%	0	0	0.0%	8:02	1	5
vs. Was. (10/27)	0	56	36	20	3	2	5	40.0%	0	0	0.0%	6:58	0	0
Denver	7	85	0	85	2	0	0	0.0%	0	0	0.0%	0:57	1	8
at San Diego (11/10)	0	114	65	49	7	2	5	40.0%	1	1	100.0%	14:03	2	20
Denver	10	129	29	100	5	3	6	50.0%	0	0	0.0%	7:53	2	10
vs. K.C. (11/17)	0	48	13	35	4	0	3	0.0%	0	0	0.0%	7:07	2	10
Denver														
at N.E. (11/24)														
Denver														
at Kansas City (12/1)														
Denver														
vs. Tennessee (12/8)														
Denver														
vs. S.D. (12/12)														
Denver														
at Houston (12/22)														
Denver														
at Oakland (12/29)														
DEN. TOTALS	76	1040	193	847	50	14	29	48.3%	0	0	0.0%	58:55	14	101
OPP. TOTALS	37	934	321	613	52	15	40	37.5%	1	2	50.0%	91:05	13	101

## THIRD QUARTER

	Pts.	Yds.	Rush	Pass	1st Dwn.	3rd Dwn.			4th Dwn.			TOP	Penalties	
						Md.	Att.	Pct.	Md.	Att.	Pct.		No.	Yds.
Denver	21	172	28	144	11	2	4	50.0%	0	0	0.0%	8:10	1	10
vs. Baltimore (9/5)	0	32	1	31	2	1	6	16.7%	0	0	0.0%	6:50	3	23
Denver	14	126	49	77	8	2	2	100.0%	0	0	0.0%	7:11	4	36
at N.Y.G. (9/15)	7	52	3	49	8	0	1	0.0%	0	0	0.0%	7:49	1	5
Denver	3	109	42	67	8	2	3	66.7%	0	0	0.0%	10:23	1	10
vs. Oakland (9/23)	7	85	5	80	3	1	2	50.0%	0	0	0.0%	4:37	3	42
Denver	21	214	56	158	18	0	0	0.0%	0	0	0.0%	11:53	0	0
vs. Phil. (9/29)	0	20	27	-7	1	0	2	0.0%	0	0	0.0%	3:07	2	11
Denver	10	132	21	111	7	3	4	75.0%	0	0	0.0%	10:54	3	35
at Dallas (10/6)	13	143	3	140	5	1	1	100.0%	0	0	0.0%	4:06	0	0
Denver	14	175	79	96	12	1	2	50.0%	1	1	100.0%	8:33	1	10
vs. Jac. (10/13)	7	67	32	35	5	1	2	50.0%	0	0	0.0%	6:27	3	26
Denver	3	77	30	47	5	0	4	0.0%	0	0	0.0%	8:14	6	64
at Ind. (10/20)	7	55	25	30	4	1	3	33.3%	0	0	0.0%	6:46	2	27
Denver	7	151	37	114	12	2	4	50.0%	1	1	100.0%	10:45	1	15
vs. Was. (10/27)	14	36	25	11	4	0	1	0.0%	0	0	0.0%	4:15	1	5
Denver	7	90	42	48	5	1	3	33.3%	0	0	0.0%	7:01	1	5
at San Diego (11/10)	7	37	12	25	3	1	3	33.3%	0	0	0.0%	7:59	1	5
Denver	7	94	39	55	5	1	4	25.0%	0	0	0.0%	7:24	1	10
vs. K.C. (11/17)	0	63	44	19	3	0	3	0.0%	0	0	0.0%	7:36	3	23
Denver														
at N.E. (11/24)														
Denver														
at Kansas City (12/1)														
Denver														
vs. Tennessee (12/8)														
Denver														
vs. S.D. (12/12)														
Denver														
at Houston (12/22)														
Denver														
at Oakland (12/29)														
DEN. TOTALS	107	1340	423	917	91	14	30	46.7%	2	2	100.0%	90:28	19	195
OPP. TOTALS	62	590	177	413	38	6	24	25.0%	0	0	0.0%	59:32	19	167

## SECOND QUARTER

	Pts.	Yds.	Rush	Pass	1st Dwn.	3rd Dwn.	Md.	Att.	Pct.	4th Dwn.	Md.	Att.	Pct.	TOP	No.	Yds.	Penalties
Denver	14	60	5	110	6	1	3	33.0%	0	0	0	0.0%	5:17	3	20		
vs. Baltimore (9/5)	10	115	23	92	8	3	8	37.5%	0	0	0	0.0%	9:43	4	30		
Denver	10	93	25	68	5	1	4	25.0%	0	0	0	0.0%	5:05	4	36		
at N.Y.G. (9/15)	6	133	14	119	8	1	4	25.0%	0	0	0	0.0%	9:55	2	11		
Denver	17	203	32	171	10	1	2	50.0%	0	0	0	0.0%	8:22	1	5		
vs. Oakland (9/23)	7	117	17	100	4	2	4	50.0%	0	0	0	0.0%	6:38	1	10		
Denver	7	142	38	104	8	1	3	33.0%	0	0	0	0.0%	9:00	2	25		
vs. Phil. (9/29)	10	126	12	114	5	1	3	33.0%	0	0	0	0.0%	6:00	3	20		
Denver	21	130	63	67	13	3	3	100.0%	0	0	0	0.0%	8:59	0	0		
at Dallas (10/6)	6	62	31	31	2	0	2	0.0%	0	0	0	0.0%	6:01	6	60		
Denver	0	48	6	42	1	1	4	25.0%	0	0	0	0.0%	5:43	1	5		
vs. Jac. (10/13)	12	106	14	92	6	1	5	20.0%	0	1	0	0.0%	9:17	1	5		
Denver	7	51	6	45	4	3	6	50.0%	0	0	0	0.0%	7:20	2	9		
at Ind. (10/20)	16	131	25	106	6	3	5	60.0%	0	0	0	0.0%	7:40	1	5		
Denver	0	49	17	32	3	1	2	50.0%	0	0	0	0.0%	5:05	3	17		
vs. Was. (10/27)	7	100	48	52	8	3	5	60.0%	0	0	0	0.0%	9:55	0	0		
Denver	14	161	9	152	10	2	4	50.0%	0	0	0	0.0%	6:34	1	15		
at San Diego (11/10)	6	85	48	37	5	0	3	0.0%	0	0	0	0.0%	8:26	0	0		
Denver	7	120	18	102	10	1	2	50.0%	0	0	0	0.0%	6:41	4	21		
vs. K.C. (11/17)	10	135	76	59	10	2	3	66.7%	0	0	0	0.0%	8:19	2	5		
Denver																	
at N.E. (11/24)																	
Denver																	
at Kansas City (12/1)																	
Denver																	
vs. Tennessee (12/8)																	
Denver																	
vs. S.D. (12/12)																	
Denver																	
at Houston (12/22)																	
Denver																	
at Oakland (12/29)																	
DEN. TOTALS	97	1057	219	893	70	15	33	45.5%	0	0	0	0.0%	68:06	21	153		
OPP. TOTALS	90	1110	308	802	62	16	42	38.1%	0	1	0.0%	81:54	20	146			

## FOURTH QUARTER

	Pts.	Yds.	Rush	Pass	1st Dwn.	3rd Dwn.			4th Dwn.			Penalties		
						Md.	Att.	Pct.	Md.	Att.	Pct.	TOP	No.	Yds.
Denver	14	164	17	147	4	3	4	75.0%	0	0	0.0%	7:12	4	31
vs. Baltimore (9/5)	10	132	2	130	7	1	4	25.0%	0	1	0.0%	7:48	0	0
Denver	17	56	26	30	3	2	4	50.0%	0	0	0.0%	7:06	3	43
at N.Y.G. (9/15)	7	125	1	124	10	0	3	0.0%	0	1	0.0%	7:54	1	0
Denver	7	108	67	41	7	1	1	100.0%	0	0	0.0%	7:58	0	0
vs. Oakland (9/23)	7	98	-1	99	5	2	3	66.7%	0	1	0.0%	7:02	1	5
Denver	10	47	37	10	5	2	3	66.7%	0	0	0.0%	8:24	0	0
vs. Phi. (9/29)	7	159	38	121	7	3	5	60.0%	0	0	0.0%	6:36	1	16
Denver	13	143	3	140	11	3	5	60.0%	0	0	0.0%	10:38	1	10
at Dallas (10/6)	15	138	0	138	5	1	1	100.0%	0	0	0.0%	4:22	3	21
Denver	7	67	-2	69	4	3	4	75.0%	0	0	0.0%	6:19	0	0
vs. Jac. (10/13)	0	120	13	107	6	2	3	66.7%	0	1	0.0%	8:41	1	5
Denver	16	218	1	217	11	2	4	50.0%	1	1	100.0%	7:48	2	20
at Ind. (10/20)	6	47	48	-1	4	0	4	0.0%	0	0	0.0%	7:12	1	10
Denver	31	117	18	99	6	0	3	0.0%	1	1	100.0%	8:08	2	25
vs. Was. (10/27)	0	74	3	71	7	1	3	33.0%	0	0	0.0%	6:52	0	0
Denver	0	61	33	28	5	0	1	0.0%	0	0	0.0%	7:25	0	0
at San Diego (11/10)	7	93	6	87	5	4	5	80.0%	0	0	0.0%	7:35	3	15
Denver	3	84	18	66	4	1	4	25.0%	0	0	0.0%	7:55	6	41
vs. K.C. (11/17)	7	98	11	87	7	2	4	50.0%	0	1	0.0%	7:05	2	15
Denver														
at N.E. (11/24)														
Denver														
at Kansas City (12/1)														
Denver														
vs. Tennessee (12/8)														
Denver														
vs. S.D. (12/12)														
Denver														
at Houston (12/22)														
Denver														
at Oakland (12/29)														
DEN. TOTALS	118	1065	218	847	60	17	33	51.5%	2	2	100.0%	78:53	18	170
OPP. TOTALS	66	1084	121	963	63	16	35	45.7%	0	5	0.0%	71:07	13	87



# DENVER BRONCOS 2013 HALF-BY-HALF STATISTICS

## FIRST HALF

	Pts.	Yds.	Rush	Pass	1st Dwn.	3rd Dwn.	Md.	Att.	Pct.	4th Dwn.	Md.	Att.	Pct.	TOP	Penalties	No.	Yds.
Denver	14	119	20	154	9	3	7	42.9%	0	0	0%	10:50	3	20			
vs. Baltimore (9/5)	17	229	55	174	15	6	12	50.0%	0	0	0%	19:10	4	30			
Denver	10	234	34	200	12	4	9	44.4%	0	0	0.0%	13:45	6	53			
at N.Y.G. (9/15)	9	199	19	180	10	1	7	14.3%	0	0	0.0%	16:15	2	11			
Denver	27	319	55	264	16	2	5	40.0%	0	0	0.0%	17:03	4	30			
vs. Oakland (9/23)	7	159	45	114	5	2	7	28.6%	0	0	0.0%	12:57	4	30			
Denver	21	211	48	163	12	3	5	60.0%	0	0	0.0%	13:05	2	25			
vs. Phi. (9/29)	13	271	101	170	13	5	9	55.6%	0	0	0.0%	16:55	5	35			
Denver	28	242	79	163	16	3	4	75.0%	0	0	0.0%	11:02	1	10			
at Dallas (10/6)	20	241	49	192	14	2	4	50.0%	0	0	0.0%	18:58	6	60			
Denver	14	165	35	130	10	3	7	42.9%	0	0	0.0%	13:53	3	21			
vs. Jac. (10/13)	12	175	26	149	9	2	9	22.2%	0	2	0.0%	16:07	3	31			
Denver	14	134	33	101	7	3	8	37.5%	0	0	0.0%	12:11	4	19			
at Ind. (10/20)	26	232	48	184	11	4	10	40.0%	0	0	0.0%	17:49	3	15			
Denver	7	178	52	126	11	2	5	40.0%	0	0	0.0%	13:07	3	17			
vs. Was. (10/27)	7	156	84	72	11	5	10	50.0%	0	0	0.0%	16:53	0	0			
Denver	21	246	9	237	12	2	4	50.0%	0	0	0.0%	7:31	2	23			
at San Diego (11/10)	6	199	113	86	12	2	8	25.0%	1	1	100.0%	22:29	2	20			
Denver	17	249	47	202	15	4	8	50.0%	0	0	0.0%	14:34	6	31			
vs. K.C. (11/17)	10	183	89	94	14	2	6	33.3%	0	0	0.0%	15:26	4	15			
Denver																	
at N.E. (11/24)																	
Denver																	
at Kansas City (12/1)																	
Denver																	
vs. Tennessee (12/8)																	
Denver																	
vs. S.D. (12/12)																	
Denver																	
at Houston (12/22)																	
Denver																	
at Oakland (12/29)																	
Denver																	
vs. Bal. (1/12)																	
DEN. TOTALS	173	2097	412	1740	120	29	62	46.8%	0	0	0.0%	127:01	34	249			
OPP. TOTALS	127	2044	629	1415	114	31	82	20.0%	1	3	33.3%	172:59	33	247			

## SECOND HALF

	Pts.	Yds.	Rush	Pass	1st Dwn.	3rd Dwn.	Md.	Att.	Pct.	4th Dwn.	Md.	Att.	Pct.	TOP	Penalties	No.	Yds.
Denver	35	336	45	291	15	5	8	62.5%	0	0	0%	15:22	5	41			
vs. Baltimore (9/5)	10	164	3	161	9	2	10	20.0%	0	1	0%	14:38	3	23			
Denver	31	182	75	107	11	4	6	66.7%	0	0	0.0%	14:17	7	79			
at N.Y.G. (9/15)	14	177	4	173	18	0	4	0.0%	0	1	0.0%	15:43	2	5			
Denver	10	217	109	108	15	3	4	75.0%	0	0	0.0%	18:21	1	10			
vs. Oakland (9/23)	14	183	4	179	8	3	5	60.0%	0	1	0.0%	11:39	4	47			
Denver	31	261	93	168	23	2	3	66.7%	0	0	0.0%	20:17	0	0			
vs. Phi. (9/29)	7	179	65	114	8	3	7	42.9%	0	0	0.0%	9:39	3	27			
Denver	23	275	24	251	18	6	9	66.7%	0	0	0.0%	21:32	4	45			
at Dallas (10/6)	28	281	3	278	10	2	2	100.0%	0	0	0.0%	8:28	3	21			
Denver	21	242	45	165	16	4	6	66.7%	1	1	100.0%	14:52	1	10			
vs. Jac. (10/13)	7	187	77	142	11	3	5	60.0%	0	1	0.0%	15:08	4	31			
Denver	19	295	31	264	16	2	8	20.0%	1	1	100.0%	16:02	8	84			
at Ind. (10/20)	13	102	73	29	8	1	7	14.3%	0	0	0.0%	13:58	3	37			
Denver	38	268	55	213	18	2	7	28.6%	2	2	100.0%	18:53	3	40			
vs. Was. (10/27)	14	110	28	82	11	1	4	25.0%	0	0	0.0%	11:07	1	5			
Denver	7	151	75	76	10	1	4	25.0%	0	0	0.0%	14:26	1	5			
at San Diego (11/10)	14	130	18	112	8	5	8	62.5%	0	0	0.0%	15:34	4	20			
Denver	10	178	57	121	9	2	8	25.0%	0	0	0.0%	8:19	7	51			
vs. K.C. (11/17)	7	159	55	106	10	2	7	28.6%	0	1	0.0%	14:41	5	38			
Denver																	
at N.E. (11/24)																	
Denver																	
at Kansas City (12/1)																	
Denver																	
vs. Tennessee (12/8)																	
Denver																	
vs. S.D. (12/12)																	
Denver																	
at Houston (12/22)																	
Denver																	
at Oakland (12/29)																	
Denver																	
vs. Bal. (1/12)																	
DEN. TOTALS	225	2405	609	1764	151	31	63	49.2%	4	4	100.0%	162:21	37	365			
OPP. TOTALS	128	1672	330	1376	101	22	59	37.3%	0	5	0.0%	130:35	32	254			

# DENVER BRONCOS 2013

## TIME SPENT IN LEAD CHART

GAME	W/L	LED		TIED		BEHIND	
		TIME	PCT	TIME	PCT	TIME	PCT
vs. Bal. (9/5)	W, 49-27	27:30:00	45.8%	16:48:00	28.0%	15:42:00	26.2%
at NYG (9/15)	W, 41-23	42:50:00	71.4%	7:19:00	12.2%	9:51:00	16.4%
vs. Oak. (9/23)	W, 37-21	55:28:00	92.4%	4:32:00	7.6%	0:00:00	0.0%
vs. Phi. (9/29)	W, 52-20	55:19:00	92.2%	4:41:00	7.8%	0:00:00	0.0%
at Dal. (10/6)	W, 51-48	21:44:00	36.2%	11:51:00	19.8%	26:25:00	44.0%
vs. Jac. (10/13)	W, 35-19	57:09:00	95.3%	2:51:00	4.8%	0:00:00	0.0%
at Ind. (10/20)	L, 39-33	13:02:00	21.7%	6:44:00	11.2%	40:14:00	67.1%
vs. Was. (10/27)	W, 45-21	39:02:00	65.1%	9:20:00	15.6%	11:38:00	19.4%
at S.D. (11/10)	W, 28-20	54:18:00	90.5%	5:42:00	9.5%	0:00:00	0.0%
vs. K.C. (11/17)	W, 27-17	57:33:00	95.9%	2:27:00	4.1%	0:00:00	0.0%
at N.E. (11/24)							
at K.C. (12/1)							
vs. Ten. (12/8)							
vs. S.D. (12/12)							
at Hou. (12/22)							
at Oak. (12/29)							
TOTAL		423:55:00	70.7%	72:15:00	12.0%	103:50:00	17.3%
AVERAGE		42:23:30		7:13:30		10:23:00	

## DENVER BRONCOS 2013 LEADERS BY CATEGORY

Category	Player	AFC Rank	AFC Leader	NFL Rank	NFL Leader
Scoring	Prater - 92	2nd	Gostkowski, N.E. - 98	4th	Hauschka, Sea. - 104
Rushing Yards	Moreno - 600	4th	Charles, K.C. - 803	12th	McCoy, Phi. - 1009
Passing Yards	Manning - 3572	1st	Manning, Den. - 3572	1st	Manning, Den. - 3572
Passer Rating	Manning - 118.3	1st	Manning, Den. - 118.3	2nd	Foles, Phi. - 128.0
Receiving Yards	D. Thomas - 914	4th	Green, Cin. - 1020	6th	Johnson, Det. - 1083
Receptions	Welker - 61	4th	Brown, Pit. - 74	6th	Brown, Pit. - 74
Gross Punting Avg	Colquitt - 45.5	8th	Fields, Mia. - 49.3	15th	Fields, Mia. - 49.3
Net Punting Avg	Colquitt - 40.5	6th	Fields, Mia. - 42.4	12th	Hekker, Stl. - 43.5
Interceptions	Harris, Trevathan - 3	5th	Verner, Ten. - 5	T-12th	Levy, Det./Verner, Ten. - 5
Sacks	Phillips - 9.0	T-5th	Mathis, Ind. - 13.5	T-6th	Mathis, Ind. - 13.5
Kickoff Ret. Avg	Holliday - 31.9	1st	Holliday, Den. - 31.9	3rd	Patterson, Min. - 34.4
Punt Ret. Avg	Holliday - 10.0	T-5th	Doss, Bal. - 15.6	T-10th	Doss, Bal. - 15.6

## HOW THE BRONCOS RANK IN THE AFC AND NFL — 2013 SEASON

Offense	Total	AFC Rank	AFC Leader	NFL Rank	NFL Leader
Points Per Game	39.8	1st	Denver - 39.8	1st	Denver - 39.8
Total Yards Per Game	455.5	1st	Denver - 455.5	1st	Denver - 455.5
Yards Per Play	6.35	1st	Denver - 6.35	2nd	Green Bay - 6.35
Rushing Yards Per Game	105.1	11th	Oakland - 145.4	20th	Washington - 155.2
Net Passing Yds. Per Game	350.4	1st	Denver - 350.4	1st	Denver - 350.4
Interceptions (fewest)	6	2nd	Kansas City - 4	T-2nd	Kansas City - 4
Sacks (fewest)	13	1st	Denver - 13	2nd	Detroit - 12
First Downs Per Game	27.1	1st	Denver - 27.1	1st	Denver - 27.1
Third-Down Efficiency	48.0%	1st	Denver - 48.0%	2nd	Carolina - 48.4%
Fourth-Down Efficiency	100.0%	1st	Denver - 100.0%	1st	Denver - 100.0%
Red-Zone Efficiency	79.1%	1st	Denver - 79.1%	1st	Denver - 79.1%
Kickoff Ret. Avg.	29.1	1st	Denver - 29.1	1st	Denver - 29.1
Punt Ret. Avg.	10.3	4th	Baltimore - 14.4	10th	Minnesota - 16.3
Defense	Total	AFC Rank	AFC Leader	NFL Rank	NFL Leader
Points Per Game	25.5	13th	Kansas City - 13.8	23rd	Carolina - 13.5
Total Yards Per Game	371.8	14th	Houston - 286.1	23rd	Houston - 286.1
Yards Per Play	5.4	12th	Cleveland - 4.5	19th	Cleveland - 4.5
Rushing Yards Per Game	92.7	2nd	N.Y. Jets - 73.2	4th	N.Y. Jets - 73.2
Net Passing Yds. Per Game	279.1	16th	Houston - 167.5	28th	Houston - 167.5
Interceptions Thrown (most)	13	T-2nd	Buffalo - 16	T-6th	Buffalo/Seattle - 16
Sacks (most)	29	8th	Buffalo - 37	13th	Buffalo - 37
First Downs Per Game	21.5	15th	Houston - 15.9	27th	Houston - 15.9
Third-Down Efficiency	37.6%	T-9th	Kansas City - 27.2	T-15th	Kansas City - 27.2
Fourth-Down Efficiency	12.5%	1st	Denver - 12.5%	2nd	N.Y. Giants - 11.1
Red-Zone Efficiency	59.0%	11th	Baltimore - 32.1	21st	Baltimore - 32.1
Kickoff Ret. Avg.	24.6	12th	Pittsburgh - 19.7	21st	Pittsburgh - 19.7
Punt Ret. Avg.	9.6	9th	Tennessee - 5.3	18th	Seattle - 1.4

## BRONCOS 2013 REGULAR SEASON TOUCHDOWN DRIVE ANALYSIS

Yards	TD TD Drive		Possession Time	TDs	Plays	TDs
	Length	Length				
1-9 yards	27	-	00:00-00:59	10	1	2
10-19 yards	7	1	01:00-01:59	2	2	3
20-29 yards	7	4	02:00-02:59	13	3	4
30-39 yards	4	2	03:00-03:59	12	4	2
40-49 yards	-	3	04:00-04:59	6	5	4
50-59 yards	-	5	05:00-05:59	1	6	5
60-69 yards	-	5	06:00-06:59	3	7	5
70-79 yards	2	7	07:00-07:59	-	8	8
80-89 yards	-	19	08:00-08:59	-	9	6
90-99 yards	-	1	09:00-09:59	-	10	3
			10:00-10:59	-	11	2
			11:00-11:59	-	12	1
			12:00-12:59	-	13	1
			13:00-13:59	-	14	-
			14:00-14:59	-	15	-
			15:00 +	-	16	1
<b>TOTAL</b>	<b>47</b>	<b>47</b>		<b>47</b>		<b>47</b>

## BRONCOS 2013 REGULAR SEASON LONGEST/SHORTEST SCORING DRIVES

### MOST PLAYS

Broncos: 16 (vs. Was., Oct. 27, TD, 83 yds., 4:59)

Opponent: 16 (vs. Was., Oct. 27, TD, 95 yds., 7:03)

### FEWEST PLAYS

Broncos: 1 (twice, last vs. Was., Oct. 27, TD, 35 yds., 0:10)

Opponent: 1 (twice, last at Ind., Oct. 20, TD, 11 yds., 0:07)

### MOSY YARDS

Broncos: 95 (vs. Jac., Oct. 13, TD, 12 plays, 6:08)

Opponent: 95 (vs. Was., Oct. 27, TD, 16 plays, 7:03)

### FEWEST YARDS

Broncos: 10 (vs. Bal., Sept. 5, TD, 2 plays, 0:40)

Opponent: -3 (at Ind., Oct. 20, FG, 4 plays, 1:02)

### MOST TIME

Broncos: 6:57 (at Dal., Oct. 6, TD, 13 plays, 67 yds.)

Opponent: 9:20 (at S.D., Nov. 10, FG, 14 plays, 72 yds.)

### LEAST TIME

Broncos: 0:05 (vs. Bal., Sept. 5, TD, 1 play, 24 yds.)

Opponent: 0:05 (vs. Bal., Sept. 5, TD, 1 play, 1 yd.)

## BRONCOS 2013 REGULAR SEASON SCORING DRIVE LENGTH

YARDS	BRONCOS		OPPONENT	
	TD	FG	TD	FG
(MINUS)	-	-	-	1
0-9	-	-	1	-
10-19	1	3	3	-
20-29	3	2	1	1
30-39	3	3	-	3
40-49	3	-	2	3
50-59	5	4	2	2
60-69	5	2	3	3
70-79	7	-	3	4
80-89	19	-	11	-
90-99	1	-	1	-
<b>TOTAL</b>	<b>47</b>	<b>14</b>	<b>27</b>	<b>17</b>

## BRONCOS 2013 GAME-OPENING DRIVES

	BRONCOS			OPPONENT		
	Pts.	FD	Yds.	Pts.	FD	Yds.
vs. Bal. (9/5)	0	1	18	0	0	8
at NYG (9/15)	0	5	90	3	2	62
vs. Oak. (9/23)	7	5	55	0	0	4
vs. Phi. (9/29)	7	4	74	0	0	7
at Dal. (10/6)	0	0	22	7	6	79
vs. Jac. (10/13)	7	2	27	0	0	7
at Ind. (10/20)	0	0	4	0	0	9
vs. Was. (10/27)	7	5	77	0	0	5
at S.D. (11/10)	7	2	85	0	2	30
vs. K.C. (11/17)	3	2	17	0	0	-2
at N.E. (11/24)						
at K.C. (12/1)						
vs. Ten. (12/8)						
vs. S.D. (12/12)						
at Hou. (12/22)						
at Oak. (12/29)						
<b>TOTAL</b>	<b>38</b>	<b>26</b>	<b>469</b>	<b>10</b>	<b>10</b>	<b>209</b>

## BRONCOS 2013 2ND HALF-OPENING DRIVES

	BRONCOS			OPPONENT		
	Pts.	FD	Yds.	Pts.	FD	Yds.
vs. Bal. (9/5)	7	3	80	0	0	-6
at NYG (9/15)	7	4	53	0	0	-1
vs. Oak. (9/23)	3	4	55	0	0	-3
vs. Phi. (9/29)	7	8	80	0	1	26
at Dal. (10/6)	7	5	67	7	1	83
vs. Jac. (10/13)	7	7	80	7	5	80
at Ind. (10/20)	0	0	-1	0	0	6
vs. Was. (10/27)	0	1	-1	7	2	19
at S.D. (11/10)	7	4	78	0	0	9
vs. K.C. (11/17)	0	0	1	0	0	3
at N.E. (11/24)						
at K.C. (12/1)						
vs. Ten. (12/8)						
vs. S.D. (12/12)						
at Hou. (12/22)						
at Oak. (12/29)						
<b>TOTAL</b>	<b>45</b>	<b>36</b>	<b>492</b>	<b>21</b>	<b>9</b>	<b>216</b>

BRONCOS 2013 REGULAR SEASON GAME-BY-GAME SCORING DRIVES							
Opponent	Plays	Yards	Time	Res.	Qtr	Scoring Play	Quarterback
vs. Bal. (9/5)	1	24	0:05	TD	2	J. Thomas 24 yd. pass from Manning	Manning
	6	80	2:29	TD	2	J. Thomas 23 yd. pass from Manning	Manning
	6	80	2:30	TD	3	Caldwell 28 yd. pass from Manning	Manning
	2	10	0:40	TD	3	Welker 5 yd. pass from Manning	Manning
	9	63	2:29	TD	3	Welker 2 yd. pass from Manning	Manning
	5	56	1:33	TD	4	D. Thomas 26 yd. pass from Manning	Manning
	3	80	0:59	TD	4	D. Thomas 78 yd. pass from Manning	Manning
at NYG (9/15)	4	40	0:48	TD	2	Moreno 20 yd. run	Manning
	8	56	1:32	FG	2	Prater 42 yd. Field Goal	Manning
	9	53	4:28	TD	3	Welker 2 yd. pass from Manning	Manning
	7	80	2:43	TD	3	Moreno 25 yd. run	Manning
	5	36	2:34	TD	4	J. Thomas 11 yd. pass from Manning	Manning
	7	15	1:21	FG	4	Prater 47 yd. Field Goal	Manning
vs. Oak. (9/23)	8	55	3:23	TD	1	Decker 2 yd. pass from Manning	Manning
	6	24	3:42	FG	1	Prater 53 yd. Field Goal	Manning
	10	80	4:35	TD	2	Welker 12 yd. pass from Manning	Manning
	4	80	2:17	TD	2	J. Thomas 13 yd. pass from Manning	Manning
	7	38	1:30	FG	2	Prater 41 yd. Field Goal	Manning
	13	55	6:19	FG	3	Prater 40 yd. Field Goal	Manning
	8	80	3:50	TD	4	Hillman 1 yd. run	Manning
vs. Phi. (9/29)	9	74	3:52	TD	1	Welker 6 yd. pass form Manning	Manning
	11	80	6:01	TD	2	Moreno 4 yd. run	Manning
	10	80	5:06	TD	3	D. Thomas 1 yd. pass from Manning	Manning
	8	80	3:12	TD	3	D. Thomas 15 yd. pass from Manning	Manning
	7	65	3:35	TD	3	Welker 4 yd. pass from Manning	Manning
	7	30	3:49	FG	4	Prater 53 yd. Field Goal	Osweller
at Dal. (10/6)	3	80	0:50	TD	1	J. Thomas 4 yd. pass from Manning	Manning
	7	80	3:08	TD	2	Decker 2 yd. pass from Manning	Manning
	6	41	3:27	TD	2	J. Thomas 9 yd. pass from Manning	Manning
	7	64	2:24	TD	2	Manning 1 yd. run	Manning
	13	67	6:57	TD	3	Welker 2 yd. pass from Manning	Manning
	8	50	3:45	FG	3	Prater 48 yd. Field Goal	Manning
	11	51	4:01	FG	4	Prater 50 yd. Field Goal	Manning
	9	73	4:40	TD	4	Moreno 1 yd. run	Manning
vs. Jac. (10/13)	8	14	1:57	FG	4	Prater 28 yd. Field Goal	Manning
	6	27	2:02	TD	1	J. Thomas 3 yd. pass from Manning	Manning
	12	95	6:08	TD	1	Welker 20 yd. pass from Manning	Manning
	8	80	2:44	TD	3	Moreno 1 yd. run	Manning
	8	80	3:41	TD	3	Moreno 8 yd. run	Manning
at Ind. (10/20)	5	41	2:19	TD	4	Moreno 3 yd. run	Manning
	2	56	0:46	TD	1	Decker 17 yd. pass form Manning	Manning
	8	51	4:24	TD	2	J. Thomas 12 yd. pass from Manning	Manning
	10	67	4:18	FG	3	Prater 31 yd. Field Goal	Manning
	3	80	0:48	TD	4	D. Thomas 31 yd. pass form Manning	Manning
	8	23	2:42	TD	4	Moreno 1 yd. run	Manning
	7	33	1:16	FG	4	Prater 47 yd. Field Goal	Manning
vs. Was. (10/27)	9	77	3:40	TD	1	Welker 6 yd. pass form Manning	Manning
	11	75	3:37	TD	3	Ball 4 yd. run	Manning
	16	83	4:59	TD	4	Dreessen 1 yd. pass from Manning	Manning
	1	35	0:10	TD	4	Moreno 35 yd. pass from Manning	Manning
	5	23	2:01	FG	4	Prater 19 yd. Field Goal	Manning
	2	25	0:34	TD	4	D. Thomas 35 yd. pass from Manning	Manning
at S.D. (11/10)	3	85	0:57	TD	1	J. Thomas 74 yd. pass from Manning	Manning
	7	80	2:27	TD	2	D. Thomas 11 yd. pass from Manning	Manning
	9	73	1:25	TD	2	D. Thomas 7 yd. pass from Manning	Manning
	8	78	3:26	TD	3	D. Thomas 34 yd. pass from Manning	Manning
vs. K.C. (11/17)	7	17	1:31	FG	1	Prater 54 yd. Field Goal	Manning
	5	84	2:25	TD	1	J. Thomas 9 yd. pass from Manning	Manning
	10	79	4:18	TD	2	Ball 1 yd. run	Manning
	6	65	3:02	TD	3	Ball 8 yd. run	Manning
	10	62	4:42	FG	4	Prater 36 yd. Field Goal	Manning
AVERAGE	7.2	58.8	2:53				
TD AVG.	6.9	65.0	2:52				
FG AVG.	8.1	38.2	2:55				



# DENVER BRONCOS 2013 THIRD DOWN DISTANCE CHART

Game	TOTAL THIRD DOWNS			RUSHING			PASSING			Penalty	3RD DOWN TOTALS		YARDS GAINED		3RD DOWN AVERAGES	
	Md.	Att.	Pct.	Md.	Att.	Pct.	Md.	Att.	Pct.		Yds. Needed	Yds. Gained	Run	Pass	Yds. Needed	Yds. Gained
Denver	8	15	53.3%	2	3	66.7%	6	12	50.0%	1	93	144	4	140	6.2	9.6
vs. Baltimore (9/5)	8	22	36.4%	0	1	0.0%	8	21	38.1%	1	179	136	0	136	8.1	6.2
Denver	8	15	53.3%	0	0	0.0%	8	15	53.3%	0	103	87	0	87	6.9	5.8
at N.Y.G. (9/15)	1	11	9.0%	0	0	0.0%	1	11	9.0%	1	105	61	0	61	9.5	5.5
Denver	5	9	55.6%	1	1	100.0%	4	8	50.0%	1	60	70	3	67	6.7	7.8
vs. Oakland (9/23)	5	12	41.7%	0	0	0.0%	5	12	41.7%	0	98	144	0	144	8.2	12.0
Denver	5	8	62.5%	2	2	100.0%	3	6	50.0%	2	47	36	10	26	5.9	4.5
vs. Phi. (9/29)	8	16	50.0%	4	5	80.0%	4	11	36.4%	0	121	155	49	106	7.6	9.7
Denver	9	13	69.2%	4	6	80.0%	5	7	62.5%	0	55	73	4	69	4.2	5.6
at Dallas (10/6)	4	6	66.7%	0	1	0.0%	4	5	80.0%	0	51	131	7	124	8.5	21.8
Denver	7	13	53.8%	2	2	100.0%	5	11	45.5%	1	110	104	11	93	8.5	8.0
vs. Jac. (10/13)	5	14	35.7%	1	3	33.3%	4	11	36.4%	0	94	85	0	85	6.7	6.1
Denver	5	16	31.3%	0	3	0.0%	5	13	38.5%	0	113	62	1	61	7.1	3.9
at Ind. (10/20)	5	17	29.4%	2	5	60.0%	3	12	16.7%	0	103	76	17	59	6.1	4.5
Denver	4	12	33.3%	1	3	33.3%	3	9	33.3%	0	66	50	3	47	5.5	4.2
vs. Was. (10/27)	6	14	42.9%	3	5	75.0%	3	9	33.3%	1	82	50	7	43	5.9	3.6
Denver	3	8	37.5%	0	0	0.0%	3	8	37.5%	0	45	12	0	12	5.6	1.5
at San Diego (11/10)	7	16	43.8%	3	5	60.0%	4	11	36.4%	1	117	86	15	71	7.3	5.4
Denver	6	16	37.5%	1	4	25.0%	5	12	41.7%	0	110	146	8	138	6.9	9.1
vs. K.C. (11/17)	4	13	30.8%	0	1	0.0%	4	12	33.3%	1	113	49	0	49	8.7	3.8
Denver																
at N.E. (11/24)																
Denver																
at Kansas City (12/1)																
Denver																
vs. Tennessee (12/8)																
Denver																
vs. S.D. (12/12)																
Denver																
at Houston (12/22)																
Denver																
at Oakland (12/29)																
DENVER TOTAL	60	125	48.0%	13	24	54.2%	47	101	46.5%	4	802	784	44	740	6.4	6.3
OPPONENT TOTAL	53	141	37.6%	13	26	50.0%	40	115	34.8%	5	1063	973	95	878	7.5	6.9

# DENVER BRONCOS 2013 FIELD POSITION CHART

Game	OFF. DRIVES	CUMULATIVE STARTING LINE	AVG. START	INSIDE OWN 20	AT OWN 20	INSIDE 50	AT 50	PAST 50	INSIDE OPP. 20
Denver	16	555	DEN 35	1	6	13	0	3	1
vs. Bal. (9/5)	17	392	BAL 23	5	10	16	0	1	1
Denver	14	418	DEN 30	3	6	11	0	3	0
at N.Y.G. (9/15)	14	344	NYG 25	4	4	13	0	1	0
Denver	11	315	DEN 29	2	3	10	0	1	0
vs. Oakland (9/23)	11	274	OAK 25	2	6	10	0	1	0
Denver	10	207	DEN 23	1	5	11	0	0	0
vs. Phi. (9/29)	11	225	PHI 20	2	8	10	0	0	0
Denver	11	348	DEN 32	1	5	9	0	2	0
at Dallas (10/6)	11	281	DAL 26	3	4	10	0	1	0
Denver	13	384	DEN 30	3	5	11	0	2	0
vs. Jac. (10/13)	11	287	JAX 26	1	6	10	0	1	0
Denver	17	423	DEN 25	7	5	16	0	1	0
at Ind. (10/20)	18	647	IND 36	3	3	13	1	4	1
Denver	15	510	DEN 34	4	3	11	0	4	0
vs. Was. (10/27)	14	368	WAS 26	1	8	13	0	1	1
Denver	11	209	DEN 19	6	2	11	0	0	0
at S.D. (11/10)	11	339	SD 31	0	7	10	0	1	1
Denver	13	315	DEN 24	2	6	13	0	0	0
vs. K.C. (11/17)	14	403	KC 29	2	6	13	0	1	1
Denver									
at N.E. (11/24)									
Denver									
at K.C.(12/1)									
Denver									
vs. Ten.(12/8)									
Denver									
vs. S.D. (12/12)									
Denver									
at Hou. (12/22)									
Denver									
at Oak. (12/29)									
DENVER TOTAL	131	3684	DEN 28	30	46	116	0	16	1
OPP. TOTAL	132	3560	OPP 27	23	62	118	1	12	5

DENVER BRONCOS 2013 RED ZONE CHART											
Game	TD BREAKDOWN				SCORING EFFICIENCY			FAILED			
	Pos.	TDs	Run	Pass	TD%	FGs	Score%	MFG	DWN	TO	EOH
Denver	2	2	0	2	100.0%	0	100.0%	0	0	0	0
vs. Baltimore (9/5)	5	3	1	2	60.0%	2	100.0%	0	0	0	0
Denver	3	2	0	2	66.7%	0	66.7%	0	0	1	0
at N.Y.G (9/15)	3	1	1	0	33.3%	2	100.0%	0	0	0	0
Denver	6	4	1	3	66.7%	1	83.3%	0	0	1	0
vs. Oakland (9/23)	3	2	1	1	66.7%	0	66.7%	0	1	0	0
Denver	5	5	1	4	100.0%	0	100.0%	0	0	0	0
vs. Phi. (9/29)	5	2	1	1	40.0%	2	80.0%	1	0	0	0
Denver	7	6	2	4	85.7%	1	100.0%	0	0	0	0
at Dallas (10/6)	6	5	1	4	83.3%	1	100.0%	0	0	0	0
Denver	5	4	3	1	80.0%	0	80.0%	0	0	1	0
vs. Jac. (10/13)	3	1	1	0	33.3%	1	66.7%	0	1	0	0
Denver	5	3	1	2	60.0%	1	80.0%	0	0	1	0
at Ind. (10/20)	4	3	1	2	75.0%	1	100.0%	0	0	0	0
Denver	4	3	1	2	75.0%	1	100.0%	0	0	0	0
vs. Was. (10/27)	2	2	1	1	100.0%	0	100.0%	0	0	0	0
Denver	2	2	0	2	100.0%	0	100.0%	0	0	0	0
at S.D. (11/10)	4	2	1	1	50.0%	1	75.0%	1	0	0	0
Denver	4	3	2	1	75.0%	1	100.0%	0	0	0	0
vs. K.C. (11/17)	4	2	0	2	50.0%	1	75.0%	0	0	1	0
Denver											
at N.E. (11/24)											
Denver											
at K.C. (12/1)											
Denver											
vs. Ten. (12/8)											
Denver											
vs. S.D. (12/12)											
Denver											
at Houston (12/22)											
Denver											
at Oakland (12/29)											
DENVER TOTAL	43	34	11	23	79.1%	5	90.7%	0	0	4	0
OPPONENT TOTAL	39	23	9	14	59.0%	11	87.2%	2	2	1	0

DENVER BRONCOS 2013 GOAL-TO-GO CHART											
Game	TD BREAKDOWN				SCORING EFFICIENCY			FAILED			
	Pos.	TDs	Run	Pass	TD%	FGs	Score%	MFG	DWN	TO	EOH
Denver	2	2	0	2	100.0%	0	100.0%	0	0	0	0
vs. Baltimore (9/5)	3	2	1	1	66.7%	1	100.0%	0	0	0	0
Denver	2	1	0	1	50.0%	0	50.0%	0	0	1	0
at N.Y.G. (9/15)	1	1	1	0	100.0%	0	100.0%	0	0	0	0
Denver	2	2	1	1	100.0%	0	100.0%	0	0	0	0
vs. Oakland (9/23)	2	1	1	0	50.0%	0	50.0%	0	1	0	0
Denver	3	3	1	2	100.0%	0	100.0%	0	0	0	0
vs. Phi. (9/29)	2	2	1	1	100.0%	0	100.0%	0	0	0	0
Denver	7	6	2	4	85.7%	1	100.0%	0	0	0	0
at Dallas (10/6)	6	5	1	4	83.3%	1	100.0%	0	0	0	0
Denver	4	3	2	1	75.0%	0	75.0%	0	0	1	0
vs. Jac. (10/13)	2	1	1	0	50.0%	1	100.0%	0	0	0	0
Denver	3	1	1	0	33.3%	1	66.7%	0	0	1	0
at Ind. (10/20)	1	0	0	0	0.0%	1	0.0%	0	0	0	0
Denver	4	3	1	2	75.0%	1	100.0%	0	0	0	0
vs. Was. (10/27)	2	2	1	1	100.0%	0	100.0%	0	0	0	0
Denver	1	1	0	1	100.0%	0	100.0%	0	0	0	0
at S.D. (11/10)	1	1	1	0	100.0%	0	100.0%	0	0	0	0
Denver	2	2	1	1	100.0%	0	100.0%	0	0	0	0
vs. K.C. (11/17)	3	2	0	2	66.7%	1	100.0%	0	0	0	0
Denver											
at N.E. (11/24)											
Denver											
at K.C. (12/1)											
Denver											
vs. Ten. (12/8)											
Denver											
vs. S.D. (12/12)											
Denver											
at Houston (12/22)											
Denver											
at Oakland (12/29)											
DENVER TOTAL	30	24	9	15	80.0%	3	88.9%	0	0	3	0
OPPONENT TOTAL	23	17	8	9	73.9%	5	94.7%	0	1	0	0

BRONCOS 2013 100-YARD RUSHING AND RECEIVING / 300-YARD PASSING GAMES

100-YARD RUSHING GAMES

BRONCOS (0)							OPPONENTS (0)						
GAME	Player	Att.	Yds.	Avg.	LG	TDs	GAME	Player	Att.	Yds.	Avg.	LG	TDs
vs. Baltimore (9/5)			None				vs. Baltimore (9/5)			None			
at N.Y.G. (9/15)			None				at N.Y.G. (9/15)			None			
vs. Oakland (9/23)			None				vs. Oakland (9/23)			None			
vs. Philadelphia (9/29)			None				vs. Philadelphia (9/29)			None			
at Dallas (10/6)			None				at Dallas (10/6)			None			
vs. Jacksonville (10/13)			None				vs. Jacksonville (10/13)			None			
at Indianapolis (10/20)			None				at Indianapolis (10/20)			None			
vs. Washington (10/27)			None				vs. Washington (10/27)			None			
at San Diego (11/10)			None				at San Diego (11/10)			None			
vs. Kansas City (11/17)			None				vs. Kansas City (11/17)			None			
at New England (11/24)							at New England (11/24)						
at Kansas City (12/1)							at Kansas City (12/1)						
vs. Tennessee (12/8)							vs. Tennessee (12/8)						
vs. San Diego (12/12)							vs. San Diego (12/12)						
at Houston (12/22)							at Houston (12/22)						
at Oakland (12/29)							at Oakland (12/29)						

100-YARD RECEIVING GAMES

BRONCOS (7)							OPPONENTS (6)						
GAME	Player	Rec.	Yds.	Avg.	LG	TDs	GAME	Player	Rec.	Yds.	Avg.	LG	TDs
vs. Baltimore (9/5)	D. Thomas	5	161	32.2	78t	2	vs. Baltimore (9/5)			None			
	J. Thomas	5	110	22.0	44	2							
at N.Y.G. (9/15)			None				at N.Y.G. (9/15)	Cruz	8	118	14.8	51	0
vs. Oakland (9/23)	Decker	8	133	16.6	61	1	vs. Oakland (9/23)	Moore	6	124	20.7	73t	1
vs. Philadelphia (9/29)			None				vs. Philadelphia (9/29)			None			
at Dallas (10/6)	J. Thomas	9	122	13.6	29	2	at Dallas (10/6)	Williams	4	151	37.8	82	1
								Bryant	6	141	23.5	79	2
								Witten	7	121	17.3	27	1
vs. Jacksonville (10/13)			None				vs. Jacksonville (10/13)	Blackmon	14	190	13.6	23	0
at Indianapolis (10/20)	Decker	8	150	18.8	49	1	at Indianapolis (10/20)			None			
vs. Washington (10/27)			None				vs. Washington (10/27)			None			
at San Diego (11/10)	D. Thomas	7	108	15.4	34	3	at San Diego (11/10)			None			
vs. Kansas City (11/17)	D. Thomas	5	121	24.2	70	0	vs. Kansas City (11/17)			None			
at New England (11/24)							at New England (11/24)						
at Kansas City (12/1)							at Kansas City (12/1)						
vs. Tennessee (12/8)							vs. Tennessee (12/8)						
vs. San Diego (12/12)							vs. San Diego (12/12)						
at Houston (12/22)							at Houston (12/22)						
at Oakland (12/29)							at Oakland (12/29)						

300-YARD PASSING GAMES

BRONCOS (9)							OPPONENTS (4)						
GAME	Player	Cmp.-Att.	Yds.	TDs	INTs	Rtg.	GAME	Player	Cmp.-Att.	Yds.	TDs	INTs	Rtg.
vs. Baltimore (9/5)	Manning	27-42	462	7	0	141.1	vs. Baltimore (9/5)	Flacco	34-62	362	2	2	69.4
at N.Y.G. (9/15)	Manning	30-43	307	2	0	105.5	at N.Y.G. (9/15)	Manning	28-49	362	1	4	53.3
vs. Oakland (9/23)	Manning	32-37	374	3	0	135.8	vs. Oakland (9/23)			None			
vs. Philadelphia (9/29)	Manning	28-34	327	4	0	146	vs. Philadelphia (9/29)			None			
at Dallas (10/6)	Manning	33-42	414	4	1	129.6	at Dallas (10/6)	Romo	25-36	506	5	1	140
vs. Jacksonville (10/13)			None				vs. Jacksonville (10/13)	Henne	27-42	303	0	2	65.9
at Indianapolis (10/20)	Manning	29-49	386	3	1	96.1	at Indianapolis (10/20)			None			
vs. Washington (10/27)	Manning	30-44	354	4	3	94.3	vs. Washington (10/27)			None			
at San Diego (11/10)	Manning	25-36	330	4	0	135.2	at San Diego (11/10)			None			
vs. Kansas City (11/17)	Manning	24-40	323	1	0	94.1	vs. Kansas City (11/17)			None			
at New England (11/24)							at New England (11/24)						
at Kansas City (12/1)							at Kansas City (12/1)						
vs. Tennessee (12/8)							vs. Tennessee (12/8)						
vs. San Diego (12/12)							vs. San Diego (12/12)						
at Houston (12/22)							at Houston (12/22)						
at Oakland (12/29)							at Oakland (12/29)						



# DENVER BRONCOS 2013 BIG-PLAY LOG

BRONCOS RUSHING (10+Yards)				
Game	Qtr.	Time	Yards	Player
vs. Bal. (9/5)			None	
at N.Y.G. (9/15)	2	14:31	20	Moreno*
	3	13:03	10	Moreno
	3	0:37	25	Moreno*
	4	14:24	14	Moreno
vs. Oak. (9/23)	3	3:33	12	Ball
	4	12:58	13	Hillman
	4	12:19	19	Hillman
vs. Phi. (9/29)	2	10:42	16	Moreno
	2	8:47	10	Moreno
	3	13:33	10	Moreno
	3	7:23	17	Moreno
	4	10:42	10	Hillman
at Dal. (10/6)	1	7:42	16	Moreno
	2	9:44	17	Hillman
	2	3:10	14	Moreno
	2	1:49	10	Moreno
	3	9:57	11	Moreno
vs. Jac. (10/13)	1	7:40	15	Ball
	3	14:36	11	Moreno
	3	6:31	11	Hillman
	3	0:50	35	Bruton
at Ind. (10/20)	3	4:02	14	Hillman
vs. Was. (10/27)	4	8:45	11	Anderson
at S.D. (11/10)	3	12:31	12	Ball
vs. K.C.(11/17)	3	5:24	11	Moreno
at N.E. (11/24)				
at K.C. (12/1)				
vs. Ten. (12/8)				
vs. S.D. (12/12)				
at Hou. (12/22)				
at Oak. (12/29)				
SEASON TOTALS				
TOTALS	No.	Yds.	Avg.	TDs
	25	364	14.6	2

BRONCOS PASSING (20+Yards)				
Game	Qtr.	Time	Yards	Player (QB)
vs. Bal. (9/5)	2	11:40	24	J. Thomas (Manning)*
	2	5:57	44	J. Thomas (Manning)
	2	5:41	23	J. Thomas (Manning)*
	3	13:45	34	D. Thomas (Manning)
	3	12:37	28	Caldwell (Manning)*
	3	4:42	23	Moreno (Manning)
	4	14:27	27	Decker (Manning)
	4	13:19	26	D. Thomas (Manning)*
	4	4:42	78	D. Thomas (Manning)*
at N.Y.G. (9/15)	1	11:14	36	Caldwell (Manning)
	2	2:00	20	Welker (Manning)
vs. Oak. (9/23)	1	11:32	22	D. Thomas (Manning)
	2	5:57	61	Decker (Manning)
	2	1:44	20	Welker (Manning)
	4	13:38	32	Welker (Manning)
vs. Phi. (9/29)	1	14:11	33	Welker (Manning)
	2	2:00	52	Decker (Manning)
at Dal. (10/6)	1	2:59	57	Decker (Manning)
	3	12:34	27	J. Thomas (Manning)
	3	7:08	29	J. Thomas (Manning)
	4	4:47	26	D. Thomas (Manning)
vs. Jac. (10/13)	1	13:57	28	Moreno (Manning)
	1	2:50	20	Welker (Manning)*
	2	8:53	26	Welker (Manning)
	3	15:00	23	Decker (Manning)
	3	7:14	42	D. Thomas (Manning)
	4	11:03	31	D. Thomas (Manning)
at Ind. (10/20)	1	9:02	39	Decker (Manning)
	4	12:59	49	Decker (Manning)
	4	12:19	31	D. Thomas (Manning)*
	4	4:45	24	Welker (Manning)
	4	4:19	27	D. Thomas (Manning)
	4	3:22	25	Welker (Manning)
	4	1:28	20	Decker (Manning)
vs. Was. (10/27)	2	10:07	24	Welker (Manning)
	4	14:29	35	Moreno (Manning)*
	4	6:43	35	D. Thomas (Manning)*
at S.D. (11/10)	1	9:31	74	J. Thomas (Manning)*
	2	7:52	34	Decker (Manning)
	2	0:24	28	D. Thomas (Manning)
	3	11:41	34	D. Thomas (Manning)*
vs. K.C.(11/17)	1	4:13	70	D. Thomas (Manning)
	2	12:25	20	J. Thomas (Manning)
	2	11:51	29	D. Thomas (Manning)
	3	3:54	33	Decker (Manning)
	4	11:22	20	Welker (Manning)
at N.E. (11/24)				
at K.C. (12/1)				
vs. Ten. (12/8)				
vs. S.D. (12/12)				
at Hou. (12/22)				
at Oak. (12/29)				
SEASON TOTALS				
TOTALS	No.	Yds.	Avg.	TDs
	46	1543	33.5	11

\*Play resulted in a touchdown

# DENVER BRONCOS 2013 OPPONENTS BIG-PLAY LOG

OPPONENT RUSHING (10+Yards)				
Game	Qtr.	Time	Yards	Player
vs. Bal. (9/5)	1	11:09	14	Pierce
	2	0:39	12	Rice
at N.Y.G. (9/15)			None	
vs. Oak. (9/23)	1	0:47	23	Pryor
vs. Phi. (9/29)	1	8:59	13	Vick
	1	0:53	10	McCoy
	3	9:34	15	McCoy
	4	12:53	10	McCoy
	4	6:02	28	Polk
at Dal. (10/6)	2	14:17	13	Murray
vs. Jac. (10/13)	3	11:34	28	Jones-Drew
at Ind. (10/20)	2	7:32	11	Luck
	3	5:08	10	Luck*
	4	14:19	30	Heyward-Bey
vs. Was. (10/27)	1	4:15	12	Morris
	2	7:22	27	Morris
	3	12:20	14	Morris
at S.D. (11/10)	2	11:04	35	Mathews
vs. K.C.(11/17)	2	8:20	35	Charles
	2	:00	25	Smith
	3	1:40	17	Smith
at N.E. (11/24)				
at K.C. (12/1)				
vs. Ten. (12/8)				
vs. S.D. (12/12)				
at Hou. (12/22)				
at Oak. (12/29)				
SEASON TOTALS				
	No.	Yds.	Avg.	TDs
TOTALS	20	382	19.1	1

OPPONENT PASSING (20+Yards)				
Game	Qtr.	Time	Yards	Player (QB)
vs. Bal. (9/5)	1	10:03	29	T. Smith (Flacco)
	2	10:56	31	Clark (Flacco)
	2	2:00	23	M. Brown (Flacco)
	3	0:55	22	M. Brown (Flacco)
	4	11:19	27	Clark (Flacco)
	4	7:30	34	T. Smith (Flacco)
at N.Y.G. (9/15)	1	10:50	51	Cruz (Manning)
	2	14:16	23	Nicks (Manning)
	2	8:41	27	Myers (Manning)
	2	0:30	34	Nicks (Manning)
	4	9:40	25	Myers (Manning)
	4	4:10	23	Scott (Manning)*
vs. Oak. (9/23)	2	6:11	73	Moore (Pryor)*
	3	1:58	20	Rivera (Pryor)
	3	0:55	29	Butler (Pryor)
	4	7:24	28	Streater (Pryor)
vs. Phi. (9/29)	1	8:42	24	Celek (Vick)
	2	12:46	20	D. Jackson (Vick)
	2	11:53	35	Brown (Vick)
	2	4:30	21	McCoy (Vick)
	4	15:00	27	Celek (Vick)
	4	12:31	38	Ertz (Vick)
	4	5:05	37	Maehl (Foles)
at Dal. (10/6)	1	14:20	25	Williams (Romo)
	1	4:09	27	Witten (Romo)
	1	1:46	25	Escobar( Romo)
	2	0:28	38	Williams (Romo)
	3	7:20	82	Williams (Romo)*
	3	3:17	27	Bryant (Romo)
	3	1:03	23	Beasley (Romo)
	4	14:27	26	Witten (Romo)
	4	8:27	79	Bryant (Romo)
vs. Jac. (10/13)	1	11:05	23	J. Blackmon (Henne)
	3	12:16	20	J. Blackmon (Henne)
	4	7:04	23	Harbor (Henne)
at Ind. (10/20)	1	6:04	27	Heyward-Bey (Luck)
	2	8:45	28	Brown (Luck)
	2	5:57	20	Havili (Luck)*
	2	1:06	21	Fleener (Luck)
vs. Was. (10/27)				None
at S.D. (11/10)	1	2:52	25	Green (Rivers)
	2	4:07	22	Gates (Rivers)
	4	14:16	24	Gates (Rivers)
	4	12:10	30	Royal (Rivers)
vs. K.C.(11/17)	2	15:00	26	Bowe (Smith)
	3	10:31	21	McGrath (Smith)
	4	6:21	20	Avery (Smith)
at N.E. (11/24)				
at K.C. (12/1)				
vs. Ten. (12/8)				
vs. S.D. (12/12)				
at Hou. (12/22)				
at Oak. (12/29)				
SEASON TOTALS				
	No.	Yds.	Avg.	TDs
TOTALS	46	1383	30.1	4

\*Play resulted in a touchdown

# DENVER BRONCOS 2013 TAKEAWAY CHART

GAME	W/L	+/-	BRONCOS				OPPONENTS			
			INT	FUM	Total	Pts.	INT	FUM	Total	Pts.
vs. Bal. (9/5)	W	EVEN	2	0	2	7	0	2	2	14
at NYG (9/15)	W	+3	4	0	4	7	0	1	1	3
vs. Oak. (9/23)	W	-2	0	0	0	0	0	2	2	14
vs. Phi. (9/29)	W	EVEN	0	0	0	0	0	0	0	0
at Dal. (10/6)	W	EVEN	1	1	2	10	1	1	2	14
vs. Jac. (10/13)	W	-1	2	0	2	7	1	2	3	10
at Ind. (10/20)	L	-2	0	1	1	7	1	2	3	10
vs. Was. (10/27)	W	+1	4	1	5	17	3	1	4	14
at S.D. (11/10)	W	-1	0	0	0	0	0	1	1	7
vs. K.C. (11/17)	W	EVEN	0	1	1	7	0	1	1	0
at N.E. (11/24)										
at K.C. (12/1)										
vs. Ten. (12/8)										
vs. S.D. (12/12)										
at Hou. (12/22)										
at Oak. (12/29)										
TOTALS	9-1	-2	13	4	17	62	6	13	19	86

# DENVER BRONCOS 2013 REGULAR SEASON TURNOVER LOG (-2)

TAKEAWAYS (17 TOT., 13 INT, 4 FUM, 62 pts.)						
Game	Qtr.	Time	Takeaway	Player	Field Pos.	Pts.
vs. Bal. (9/5)	2	11:47	Interception	Harris Jr.	BAL 24	7
	4	12:13	Interception	Trevathan	TO	0
at NYG (9/15)	2	0:16	Interception	Rodgers-Cromartie	DEN 20	0
	4	15:00	Interception	Harris Jr.	NYG 36	7
	4	7:43	Interception	Moore	DEN 20	0
	4	0:57	Interception	Carter	NDEN 20	0
vs. Oak. (9/23)				None		
vs. Phi. (9/29)				None		
at Dal. (10/6)	2	8:59	Fumble	Ihenacho	DAL 41	7
	4	2:04	Interception	Trevathan	DAL 24	3
vs. Jac. (10/13)	4	11:37	Interception	Webster	JAC 41	7
	4	0:54	Interception	Trevathan	DEN 45	0
at Ind. (10/20)	4	11:35	Fumble	Ihenacho	IND 23	7
vs. Was. (10/27)	4	13:17	Fumble	Wolfe	WAS 24	3
	4	7:17	Interception	Harris Jr.	WAS 25	7
	4	5:53	Interception	Moore	WAS 46	0
	4	2:20	Interception	Rodgers-Cromartie	TD	7
	4	2:00	Interception	Phillips	WAS 31	0
vs. K.C. (11/17)	1	5:36	Fumble	Jammer	DEN 16	7
<b>BRONCOS TAKEAWAY LEADERS</b>						
Player	INT	FUM	Totals	Pts.		
Harris Jr.	3	0	3	21		
Trevathan	3	0	3	3		
Ihenacho	0	2	2	14		
Moore	2	0	2	0		
Rodgers-Cromartie	2	0	2	7		
Carter	1	0	1	0		
Jammer	0	1	1	7		
Phillips	1	0	1	0		
Webster	1	0	1	7		
Wolfe	0	1	1	3		
<b>TOTALS</b>	<b>13</b>	<b>4</b>	<b>17</b>	<b>62</b>		

GIVEAWAYS (19 TOT., 6 INT, 13 FUM, 86 pts.)						
Game	Qtr.	Time	Giveaway	Player	Field Pos.	Pts.
vs. Bal. (9/5)	2	8:18	Fumble	Welker	DEN 2	7
	4	12:13	Fumble	Trevathan	BAL 20	7
at NYG (9/15)	1	10:59	Fumble	Ball	NYG 20	3
vs. Oak. (9/23)	3	2:52	Fumble	Manning	OAK 15	7
	4	2:31	Fumble	Ball	DEN 15	7
vs. Phi. (9/29)				None		
at Dal. (10/6)	1	7:05	Fumble	Decker	DEN 42	7
	3	0:09	Interception	Manning	DAL 49	7
vs. Jac. (10/13)	2	8:08	Fumble	Manning	DEN 40	3
	2	0:48	Interception	Manning	TD	7
	4	13:57	Fumble	Manning	JAC 6	0
at Ind. (10/20)	1	1:42	Fumble	Holliday	DEN 11	7
	4	7:07	Interception	Manning	DEN 20	3
	4	3:15	Fumble	Hillman	IND 3	0
vs. Was. (10/27)	3	13:06	Fumble	Manning	DEN 19	7
	3	11:34	Interception	Manning	TD	7
	4	8:06	Interception	Manning	WAS 22	0
	4	4:17	Interception	Manning	WAS 36	0
at S.D. (11/10)	3	9:41	Fumble	Manning	DEN 11	7
vs. K.C. (11/17)	1	5:42	Fumble	Manning	DEN 18	0
<b>BRONCOS GIVEAWAY LEADERS</b>						
Player	INT	FUM	Totals	Pts.		
Manning	6	6	12	48		
Ball	0	2	2	10		
Decker	0	1	1	7		
Hillman	0	1	1	0		
Holliday	0	1	1	7		
Trevathan	0	1	1	7		
Welker	0	1	1	7		
<b>TOTALS</b>	<b>6</b>	<b>13</b>	<b>19</b>	<b>86</b>		

# 2013 INDIVIDUAL GAME-BY-GAME STATISTICS — BRONCOS LEADERS

	SCORING		RUSHES		RUSH YDS		RECEPTIONS		REC. YDS	
<b>Game</b>										
vs. Baltimore (9/5)	Three players	12	Moreno	9	Moreno	28	Welker	9	D. Thomas	161
at N.Y.G. (9/15)	Moreno	12	Moreno	13	Moreno	93	Decker	9	Decker	87
vs. Oakland (9/23)	Prater	13	Moreno	12	Hillman	66	D. Thomas	10	Decker	133
vs. Philadelphia (9/29)	D. Thomas, Welker	12	Moreno	12	Moreno	78	D. Thomas	9	Decker	88
at Dallas (10/6)	Prater	15	Moreno	19	Moreno	93	J. Thomas	9	J. Thomas	122
vs. Jacksonville (10/13)	Moreno	18	Moreno	15	Moreno	42	Moreno	7	Welker	63
at Indianapolis (10/20)	Prater	9	Moreno	15	Moreno	40	Decker	8	Decker	150
vs. Washington (10/27)	Prater	9	Moreno	13	Moreno	43	D. Thomas	7	Moreno	89
at San Diego (11/10)	D. Thomas	18	Moreno	15	Moreno	65	Moreno	8	D. Thomas	108
vs. Kansas City (11/17)	Ball	12	Moreno	27	Moreno	79	Welker	8	D. Thomas	121
at New England (11/24)										
at Kansas City (12/1)										
vs. Tennessee (12/8)										
vs. San Diego (12/12)										
at Houston (12/22)										
at Oakland (12/29)										
<b>AVERAGE</b>		<b>13.0</b>		<b>15.0</b>		<b>62.7</b>		<b>8.4</b>		<b>112.2</b>
	TACKLES		SACKS		INTS		PASSES DEF.		ST. TACKLES	
<b>Game</b>										
vs. Baltimore (9/5)	Ihenacho	12	Phillips	2.5	Harris, Trevathan	1	Carter	4	Three players	1
at N.Y.G. (9/15)	Trevathan	10	Trevathan	1.0	Four players	1	Carter	4	Johnson, Webster	2
vs. Oakland (9/23)	Irving, Woodyard	8	Ayers	2.0	None	0	Webster	2	Irving, Robinson	1
vs. Philadelphia (9/29)	Trevathan	10	Phillips, Wolfe	1.0	None	0	Rodgers-Cromartie	2	Brewer, Johnson	2
at Dallas (10/6)	Moore	6	Phillips	2.0	Trevathan	1	Ihenacho	2	Tamme	3
vs. Jacksonville (10/13)	Harris	11	Jackson	2.0	Trevathan, Webster	1	Bailey	3	Green, Trevathan	1
at Indianapolis (10/20)	Ihenacho	9	Knighton/Phillips	1.0	None	0	Lenon	2	Tamme	2
vs. Washington (10/27)	Trevathan	10	Three players	1.0	Four players	1	Rodgers-Cromartie	3	Irving, Tamme	1
at San Diego (11/10)	Trevathan, Woodyard	11	Four players	1.0	None	0	Harris	2	None	0
vs. Kansas City (11/17)	Phillips, Trevathan	10	Phillips	1.5	None	0	Four players	2	Bruton	2
at New England (11/24)										
at Kansas City (12/1)										
vs. Tennessee (12/8)										
vs. San Diego (12/12)										
at Houston (12/22)										
at Oakland (12/29)										
<b>AVERAGE</b>		<b>9.7</b>		<b>1.5</b>		<b>0.5</b>		<b>2.6</b>		<b>1.5</b>
	PUNT RET.		PR YDS		KICKOFF RET.		KOR YDS		PUNTS	
<b>Game</b>										
vs. Baltimore (9/5)	Holliday	4	Holliday	36	None	0	None	0	Colquitt	7
at N.Y.G. (9/15)	Holliday	4	Holliday	121	Holliday	2	Holliday	34	Colquitt	5
vs. Oakland (9/23)	Holliday	3	Holliday	34	Unrein	1	Unrein	8	Colquitt	1
vs. Philadelphia (9/29)	Holliday	2	None	0	Holliday	1	Holliday	105	Colquitt	2
at Dallas (10/6)	Holliday	1	Holliday	9	Holliday	3	Holliday	87	None	0
vs. Jacksonville (10/13)	Holliday	1	Holliday	1	None	0	None	0	Colquitt	3
at Indianapolis (10/20)	Holliday	4	Holliday	16	Holliday	4	Holliday	123	Colquitt	7
vs. Washington (10/27)	Holliday	1	Holliday	10	Holliday	1	Holliday	30	Colquitt	3
at San Diego (11/10)	Holliday	2	Holliday	6	Holliday	4	Holliday	103	Colquitt	5
vs. Kansas City (11/17)	Holliday	3	Holliday	17	Holliday	1	Holliday	28	Colquitt	6
at New England (11/24)										
at Kansas City (12/1)										
vs. Tennessee (12/8)										
vs. San Diego (12/12)										
at Houston (12/22)										
at Oakland (12/29)										
<b>AVERAGE</b>		<b>2.5</b>		<b>25.0</b>		<b>1.7</b>		<b>51.8</b>		<b>3.9</b>

2013 INDIVIDUAL GAME-BY-GAME STATISTICS — OPPONENT LEADERS										
Game	SCORING		RUSHES		RUSH YDS		RECEPTIONS		REC. YDS	
vs. Baltimore (9/5)	Tucker	9	Rice	12	Rice	36	Rice	8	T. Smith	92
at N.Y.G. (9/15)	J. Brown	11	Jacobs, Wilson	7	Wilson	17	Cruz	8	Cruz	118
vs. Oakland (9/23)	Three players	6	McFadden	12	Pryor	36	Moore	6	Moore	124
vs. Philadelphia (9/29)	Henery	8	McCoy	16	McCoy	73	Celek	3	Celek	57
at Dallas (10/6)	Bryant	12	Murray	12	Murray	43	Witten	7	Williams	151
vs. Jacksonville (10/13)	Scobee	7	Jones-Drew	20	Jones-Drew	71	J. Blackmon	14	J. Blackmon	190
at Indianapolis (10/20)	Vinatieri	13	Richardson	14	Richardson	37	Fletcher, Wayne	5	Wayne	50
vs. Washington (10/27)	Three players	6	Morris	17	Morris	93	Reed	8	Reed	90
at San Diego (11/10)	Novak	8	Mathews	14	Mathews	59	Three players	4	Gates	62
vs. Kansas City (11/17)	Bowe, Fasano	6	Charles	16	Charles	78	McCluster	5	Bowe	57
at New England (11/24)										
at Kansas City (12/1)										
vs. Tennessee (12/8)										
vs. San Diego (12/12)										
at Houston (12/22)										
at Oakland (12/29)										
AVERAGE		8.6		14.0		54.3		6.8		99.1
Game	TACKLES		SACKS		INTS		PASSES DEF.		ST. TACKLES	
vs. Baltimore (9/5)	Bynes, J. Smith	6	Three players	1.0	None	0	D. Smith	2	McClellan	2
at N.Y.G. (9/15)	Amukamara	10	None	0.0	None	0	Three players	3	Trattou	3
vs. Oakland (9/23)	Burnett, Woodson	10	Houston	1.0	None	0	Burnett, Jenkins	1	Young	2
vs. Philadelphia (9/29)	Ryans	12	Thornton	1.0	None	0	Fletcher	1	Boykin, Carmichael	1
at Dallas (10/6)	Lee	16	None	0.0	Claiborne	1	Church, Claiborne	1	Heath	2
vs. Jacksonville (10/13)	Harris	8	None	0.0	Posluszny	1	Five players	1	Prosinski	1
at Indianapolis (10/20)	Bethea, Freeman	9	Mathis	2.0	Angerer	1	Butler	3	Brown, Havili	2
vs. Washington (10/27)	Riley	11	Jackson, Kerrigan	1.0	Hall	2	Hall	3	Amerson, Barnett	1
at San Diego (11/10)	Butler, Weddle	7	English, Williams	1.0	None	0	Butler, Te'o	1	Ajrotutu	3
vs. Kansas City (11/17)	Houston	10	None	0.0	None	0	Four players	1	Four players	1
at New England (11/24)										
at Kansas City (12/1)										
vs. Tennessee (12/8)										
vs. San Diego (12/12)										
at Houston (12/22)										
at Oakland (12/29)										
AVERAGE		9.9		0.7		0.5		1.7		1.8
Game	PUNT RET.		PR YDS		KICKOFF RET.		KOR YDS		PUNTS	
vs. Baltimore (9/5)	Webb	1	Webb	13	None	0	None	0	Koch	9
at N.Y.G. (9/15)	Randle	2	Randle	13	Wilson	5	Wilson	121	Weatherford	5
vs. Oakland (9/23)	None	0	None	0	Ford	2	Ford	45	King	6
vs. Philadelphia (9/29)	D. Johnson	1	D. Johnson	21	D. Johnson	1	D. Johnson	26	Jones	4
at Dallas (10/6)	None	0	None	0	Harris	3	Harris	79	C. Jones	1
vs. Jacksonville (10/13)	Sanders	2	Sanders	1	None	0	None	0	Anger	3
at Indianapolis (10/20)	Hilton	3	Hilton	35	Vaughn	3	Vaughn	88	McAfee	9
vs. Washington (10/27)	Morgan	2	Morgan	36	None	0	None	0	Rocca	7
at San Diego (11/10)	None	0	None	0	None	0	None	0	Scifres	5
vs. Kansas City (11/17)	McCluster	5	McCluster	33	Davis	1	Davis	23	D. Colquitt	7
at New England (11/24)										
at Kansas City (12/1)										
vs. Tennessee (12/8)										
vs. San Diego (12/12)										
at Houston (12/22)										
at Oakland (12/29)										
AVERAGE		1.6		15.2		1.5		38.2		5.6



# DENVER BRONCOS 2013 REGULAR SEASON MISCELLANEOUS GAME INFORMATION

GAME	W/L	KICKOFF	LENGTH	ATTN.	TEMP.	TV	BROADCAST CREW	OFFICIALS
vs. Baltimore (9/5)	W, 49-27	7:13 PM MDT	3:38	76,977	83 ° F	NBC	Al Michaels Cris Collinsworth	REF: Coleman (65), UMP: Ellison (81), HL: Bergman (91), LJ: Baynes (59), SJ: Patterson (15), FJ: Gautreaux (80), BJ: Yette (38), RO: Boylston
at N.Y. Giants (9/15)	W, 41-23	4:25 PM EDT	3:20	81,285	70 ° F	CBS	Jim Nantz Phil Simms	REF: Steratore (114), UMP: Schuster (129), HL: Mackie (106), LJ: Arthur (108), SJ: Weatherford (116), FJ: Waggoner (25), BJ: Paganelli (105), RO: Weidner
vs. Oakland (9/23)	W, 37-21	6:40 PM MDT	3:02	76,978	64 ° F	ESPN	Mike Tirico Jon Gruden	REF: Boger (23), UMP: Michalek (115), HL: Camp (134), LJ: Stephan (68), SJ: Baynes (56), FJ: Prioleau (109), BJ: Steratore (112), RO: Madsen
vs. Philadelphia (9/29)	W, 52-20	2:25 PM MDT	3:01	77,002	76 ° F	FOX	Joe Buck Troy Aikman	REF: Morelli (135), UMP: Jenkins (76), HL: McKenzie (8), LJ: Johnson (101), SJ: Vernatchi (75), FJ: Lucivansky (89), BJ: Shaw (104), RO: Moore
at Dallas (10/6)	W, 51-48	3:25 PM CDT	3:13	92,758	Indoors	CBS	Jim Nantz Phil Simms	REF: McAulay (77), UMP: Dawson (70), HL: Bradley (98), LJ: Boston (18), SJ: Coleman (95), FJ: Brown (43), BJ: Dyer (27), RO: Frantz
vs. Jacksonville (10/13)	W, 35-19	2:05 PM MDT	3:01	76,862	59 ° F	CBS	Ian Eagle Dan Fouts Shannon Sharpe	REF: Triplett (42), UMP: Hannah (40), HL: McKinnely (110), LJ: Bergman (32), SJ: Wyant (16), FJ: Anderson (20), BJ: Freeman (133), RO: Hynes
at Indianapolis (10/20)	L, 39-33	8:30 PM EDT	3:43	67,196	57 ° F	NBC	Al Michaels Cris Collinsworth	REF: Cheffers (51), UMP: Wash (96), HL: Payne (79), LJ: Symonette (100), SJ: Hayes (125), FJ: Lamberth (21), BJ: Prukop (30), RO: Stewart
vs. Washington (10/27)	W, 45-21	2:25 PM MDT	3:18	77,031	69 ° F	FOX	Thom Brennaman Troy Aikman	REF: Winter (14), UMP: Paganelli (124), HL: Howey (37), LJ: Arthur (108), SJ: Hill (97), FJ: Steenson (88), BJ: Steed (12), RO: Lapetina
at San Diego (11/10)	W, 28-20	1:25 PM PST	3:01	68,847	78 ° F	CBS	Jim Nantz Phil Simms	REF: Corrente (99), UMP: Bryan (11), HL: Hayward (54), LJ: Lewis (130), SJ: Torbert (62), FJ: Cavaletto (60), BJ: Wilson (119), RO: Slavin
vs. Kansas City (11/17)	W, 27-17	6:30 PM MST	3:38	77,076	43 ° F	NBC	Al Michaels Cris Collinsworth	REF: Parry (132), UMP: Ferrell (64), HL: Bowers (74), LJ: Hill (29), SJ: Larrew (73), FJ: Edwards (3), BJ: Paganelli (46), RO: McGrath
at New England (11/24)								
at Kansas City (12/1)								
vs. Tennessee (12/8)								
vs. San Diego (12/12)								
at Houston (12/22)								
at Oakland (12/29)								



# 2013 DENVER BRONCOS NUMERICAL ROSTER

Updated: Nov. 19, 2013

No.	Name	Pos.	Ht.	Wt.	Age	Exp.	College	Hometown	How Acq.	2013 PARTICIPATION			
										GP	GS	DNP	INA
2	Zac Dysert	QB	6-3	221	23	R	Miami-Ohio	Ada, Ohio	D7-'13	0	0	0	10
4	Britton Colquitt	P	6-3	205	28	5	Tennessee	Knoxville, Tenn.	FA-'09	10	0	0	0
5	Matt Prater	K	5-10	195	29	7	Central Florida	Estero, Fla.	FA-'07	10	0	0	0
11	Trindon Holliday	WR	5-5	170	27	4	Louisiana State	Zachary, La.	W-'12 (Hou.)	10	0	0	0
12	Andre Caldwell	WR	6-0	200	28	6	Florida	Tampa, Fla.	UFA-'12 (Cin.)	10	0	0	0
17	Brock Osweiler	QB	6-8	240	22	2	Arizona State	Kalispell, Mont.	D2b-'12	1	0	9	0
18	Peyton Manning	QB	6-5	230	37	16	Tennessee	New Orleans	FA-'12	10	10	0	0
20	Mike Adams	S	5-11	200	32	10	Delaware	Wayne, N.J.	UFA-'12 (Cle.)	10	1	0	0
21	Ronnie Hillman	RB	5-10	195	22	2	San Diego State	La Habra, Calif.	D3-'12	7	0	0	3
22	C.J. Anderson	RB	5-8	224	22	R	California	Vallejo, Calif.	CFA-'13	3	0	0	7
23	Quentin Jammer	CB	6-0	204	34	12	Texas	Angleton, Texas	UFA-'13 (S.D.)	5	1	0	5
24	Champ Bailey	CB	6-0	192	35	15	Georgia	Folkston, Ga.	T-'04 (Was.)	2	2	0	8
25	Chris Harris Jr.	CB	5-10	199	24	3	Kansas	Bixby, Okla.	CFA-'11	10	9	0	0
26	Rahim Moore	S	6-1	195	23	3	UCLA	Los Angeles	D2a-'11	10	10	0	0
27	Knowshon Moreno	RB	5-11	220	26	5	Georgia	Middletown, N.J.	D1a-'09	10	10	0	0
28	Montee Ball	RB	5-10	215	22	R	Wisconsin	Wentzville, Mo.	D2-'13	10	0	0	0
30	David Bruton	S	6-2	217	26	5	Notre Dame	Miamisburg, Ohio	D4a-'09	10	0	0	0
31	Omar Bolden	S	5-10	195	24	2	Arizona State	Ontario, Calif.	D4a-'12	10	0	0	0
32	Tony Carter	CB	5-9	175	27	5	Florida State	Jacksonville, Fla.	FA-'11	6	2	0	4
33	Duke Ihenacho	S	6-1	207	24	2	San Jose State	Carson, Calif.	CFA-'12	9	9	0	1
36	Kayvon Webster	CB	5-11	198	22	R	South Florida	Opa-locka, Fla.	D3-'13	10	1	0	0
45	Dominique Rodgers-Cromartie	CB	6-2	193	27	6	Tennessee State	Bradenton, Fla.	UFA-'13 (Phi.)	10	9	0	0
46	Aaron Brewer	LS	6-5	230	23	2	San Diego State	Fullerton, Calif.	CFA-'12	10	0	0	0
50	J.D. Walton	C	6-3	305	26	4	Baylor	Allen, Texas	D3a-'10	0	0	0	2
51	Paris Lenon	LB	6-2	240	35	12	Richmond	Lynchburg, Va.	FA-'13	8	2	0	2
52	Wesley Woodyard	LB	6-0	233	27	6	Kentucky	LaGrange, Ga.	CFA-'08	8	8	0	2
53	Steven Johnson	LB	6-1	237	25	2	Kansas	Wallingford, Pa.	CFA-'12	10	0	0	0
56	Nate Irving	LB	6-1	245	25	3	North Carolina State	Teachey, N.C.	D3-'11	9	3	0	1
58	Von Miller	LB	6-3	250	24	3	Texas A&M	DeSoto, Texas	D1-'11	4	4	0	0
59	Danny Trevathan	LB	6-1	240	23	2	Kentucky	Leesburg, Fla.	D6-'12	10	10	0	0
60	Steve Vallos	C	6-3	310	29	6	Wake Forest	Boardman, Ohio	FA-'13	10	0	0	0
65	Louis Vasquez	G	6-5	335	26	5	Texas Tech	Corsicana, Texas	UFA-'13 (S.D.)	10	10	0	0
66	Manny Ramirez	C	6-3	320	30	7	Texas Tech	Houston	FA-'11	10	10	0	0
68	Zane Beadles	G	6-4	305	27	4	Utah	Sandy, Utah	D2-'10	10	10	0	0
73	Chris Kuper	G	6-4	303	30	8	North Dakota	Anchorage, Alaska	D5-'06	3	1	0	7
74	Orlando Franklin	T	6-7	320	25	3	Miami	Delray Beach, Fla.	D2b-'11	9	9	0	1
75	Chris Clark	T	6-5	305	28	5	Southern Mississippi	New Orleans	W-'10 (Min.)	10	8	0	0
77	Winston Justice	T	6-6	317	29	8	Southern California	Long Beach, Calif.	FA-'13	0	0	4	4
80	Julius Thomas	TE	6-5	250	25	3	Portland State	Stockton, Calif.	D4b-'11	10	10	0	0
81	Joel Dreessen	TE	6-4	245	31	8	Colorado State	Fort Morgan, Colo.	UFA-'12 (Hou.)	7	0	0	3
83	Wes Welker	WR	5-9	185	32	10	Texas Tech	Oklahoma City	UFA-'13 (N.E.)	10	10	0	0
84	Jacob Tamme	TE	6-3	230	28	6	Kentucky	Danville, Ky.	UFA-'12 (Ind.)	10	0	0	0
85	Virgil Green	TE	6-5	255	25	3	Nevada	Tulare, Calif.	D7a-'11	10	0	0	0
87	Eric Decker	WR	6-3	214	26	4	Minnesota	Cold Spring, Minn.	D3b-'10	10	10	0	0
88	Demaryius Thomas	WR	6-3	229	25	4	Georgia Tech	Montrose, Ga.	D1a-'10	10	10	0	0
90	Shaun Phillips	DE	6-3	255	32	10	Purdue	Willingboro, N.J.	UFA-'13 (S.D.)	10	6	0	0
91	Robert Ayers	DE	6-3	274	28	5	Tennessee	Jersey City, N.J.	D1b-'09	9	3	0	1
92	Sylvester Williams	DT	6-2	313	24	R	North Carolina	Jefferson City, Mo.	D1-'13	7	0	0	3
94	Terrance Knighton	DT	6-3	335	27	5	Temple	Windsor, Conn.	UFA-'13 (Jac.)	10	10	0	0
95	Derek Wolfe	DE	6-5	285	23	2	Cincinnati	Lisbon, Ohio	D2a-'12	10	10	0	0
96	Mitch Unrein	DT	6-4	306	26	3	Wyoming	Eaton, Colo.	FA-'10	10	0	0	0
97	Malik Jackson	DE	6-5	293	23	2	Tennessee	Van Nuys, Calif.	D5-'12	10	0	0	0
99	Kevin Vickerson	DT	6-5	328	30	8	Michigan State	Detroit	FA-'10	10	10	0	0
<b>PRACTICE SQUAD</b>													
10	Gerell Robinson	TE	6-4	220	24	1	Arizona State	Chandler, Ariz.	FA-'13	0	0	0	0
16	Chad Bumphis	WR	5-10	202	24	R	Mississippi State	Tupelo, Miss.	FA-'13	0	0	0	0
35	Edwin Baker	RB	5-8	200	22	2	Michigan State	Highland Park, Mich.	FA-'13	0	0	0	0
54	Brandon Marshall	LB	6-1	250	24	2	Nevada	Las Vegas	FA-'13	0	0	0	0
63	Ben Garland	G	6-5	308	25	1	Air Force	Grand Junction, Colo.	CFA-'10	0	0	0	0
70	Vinston Painter	T	6-6	309	24	R	Virginia Tech	Norfolk, Va.	D6-'13	0	0	0	0
71	Paul Cornick	T	6-6	310	24	1	North Dakota State	Orono, Minn.	FA-'12	0	0	0	0
79	John Youboty	DE	6-4	258	23	R	Temple	Houston	CFA-'13	0	0	0	0
<b>INJURED RESERVE</b>													
38	Quinton Carter	S	6-1	200	25	3	Oklahoma	Las Vegas	D4a-'11	0	0	0	0
47	Lerentee McCray	LB	6-3	249	23	R	Florida	Dunnellon, Fla.	CFA-'13	0	0	0	0
55	Stewart Bradley	LB	6-4	258	30	7	Nebraska	Salt Lake City	FA-'12	0	0	0	0
67	Dan Koppen	C	6-2	300	34	11	Boston College	Whitehall, Pa.	FA-'12	0	0	0	0
78	Ryan Clady	T	6-6	315	27	6	Boise State	Rialto, Calif.	D1-'08	2	2	0	0
93	Quanterus Smith	DE	6-5	255	23	R	Western Kentucky	Loganville, Ga.	D5a-'13	0	0	0	0

## COACHING STAFF

**John Fox** - Head Coach; **Jack Del Rio** - Interim Head Coach/Defensive Coordinator; **Adam Gase** - Offensive Coordinator; **Jeff Rodgers** - Special Teams Coordinator; **Clancy Barone** - Tight Ends; **Chris Beake**, Quality Control (Defense); **Brian Callahan** - Offensive Assistant; **Jim Bob Cooter** - Offensive Assistant; **Mike Eubanks** - Assistant Strength; **Sam Garnes** - Assistant Secondary; **Jason George** - Assistant Strength; **Alex Gibbs** - Offensive Consultant; **Greg Knapp** - Quarterbacks; **Anthony Lomando** - Assistant Strength; **Dave Magazu** - Offensive Line; **Luke Richesson** - Strength & Conditioning; **Jay Rodgers** - Defensive Line; **Richard Smith** - Linebackers; **Eric Stutesville** - Running Backs; **Derius Swinton** - Assistant Special Teams; **Tyke Tolbert** - Wide Receivers; **Cory Undlin** - Secondary.

# 2013 DENVER BRONCOS ALPHABETICAL ROSTER

Updated: Nov. 19, 2013

No.	Name	Pos.	Ht.	Wt.	Age	Exp.	College	Hometown	How Acq.	2013 PARTICIPATION			
										GP	GS	DNP	INA
20	Adams, Mike	S	5-11	200	32	10	Delaware	Wayne, N.J.	UFA-'12 (Cle.)	10	1	0	0
22	Anderson, C.J.	RB	5-8	224	22	R	California	Vallejo, Calif.	CFA-'13	3	0	0	7
91	Ayers, Robert	DE	6-3	274	28	5	Tennessee	Jersey City, N.J.	D1b-'09	9	3	0	1
24	Bailey, Champ	CB	6-0	192	35	15	Georgia	Folkston, Ga.	T-'04 (Was.)	2	2	0	8
28	Ball, Montee	RB	5-10	215	22	R	Wisconsin	Wentzville, Mo.	D2-'13	10	0	0	0
68	Beadles, Zane	G	6-4	305	27	4	Utah	Sandy, Utah	D2-'10	10	10	0	0
31	Bolden, Omar	S	5-10	195	24	2	Arizona State	Ontario, Calif.	D4a-'12	10	0	0	0
46	Brewer, Aaron	LS	6-5	230	23	2	San Diego State	Fullerton, Calif.	CFA-'12	10	0	0	0
30	Bruton, David	S	6-2	217	26	5	Notre Dame	Miamisburg, Ohio	D4a-'09	10	0	0	0
12	Caldwell, Andre	WR	6-0	200	28	6	Florida	Tampa, Fla.	UFA-'12 (Cin.)	10	0	0	0
32	Carter, Tony	CB	5-9	175	27	5	Florida State	Jacksonville, Fla.	FA-'11	6	2	0	4
75	Clark, Chris	T	6-5	305	28	5	Southern Mississippi	New Orleans	W-'10 (Min.)	10	8	0	0
4	Colquitt, Britton	P	6-3	205	28	5	Tennessee	Knoxville, Tenn.	FA-'09	10	0	0	0
87	Decker, Eric	WR	6-3	214	26	4	Minnesota	Cold Spring, Minn.	D3b-'10	10	10	0	0
81	Dreessen, Joel	TE	6-4	245	31	8	Colorado State	Fort Morgan, Colo.	UFA-'12 (Hou.)	7	0	0	3
2	Dysert, Zac	QB	6-3	221	23	R	Miami-Ohio	Ada, Ohio	D7-'13	0	0	0	10
74	Franklin, Orlando	T	6-7	320	25	3	Miami	Delray Beach, Fla.	D2b-'11	9	9	0	1
85	Green, Virgil	TE	6-5	255	25	3	Nevada	Tulare, Calif.	D7a-'11	10	0	0	0
25	Harris Jr., Chris	CB	5-10	199	24	3	Kansas	Bixby, Okla.	CFA-'11	10	9	0	0
21	Hillman, Ronnie	RB	5-10	195	22	2	San Diego State	La Habra, Calif.	D3-'12	7	0	0	3
11	Holliday, Trindon	WR	5-5	170	27	4	Louisiana State	Zachary, La.	W-'12 (Hou.)	10	0	0	0
33	Ihenacho, Duke	S	6-1	207	24	2	San Jose State	Carson, Calif.	CFA-'12	9	9	0	1
56	Irving, Nate	LB	6-1	245	25	3	North Carolina State	Teachey, N.C.	D3-'11	9	3	0	1
97	Jackson, Malik	DE	6-5	293	23	2	Tennessee	Van Nuys, Calif.	D5-'12	10	0	0	0
23	Jammer, Quentin	CB	6-0	204	34	12	Texas	Angleton, Texas	UFA-'13 (S.D.)	5	1	0	5
53	Johnson, Steven	LB	6-1	237	25	2	Kansas	Wallingford, Pa.	CFA-'12	10	0	0	0
77	Justice, Winston	T	6-6	317	29	8	Southern California	Long Beach, Calif.	FA-'13	0	0	4	4
94	Knighton, Terrance	DT	6-3	335	27	5	Temple	Windsor, Conn.	UFA-'13 (Jac.)	10	10	0	0
73	Kuper, Chris	G	6-4	303	30	8	North Dakota	Anchorage, Alaska	D5-'06	3	1	0	7
51	Lenon, Paris	LB	6-2	240	35	12	Richmond	Lynchburg, Va.	FA-'13	8	2	0	2
18	Manning, Peyton	QB	6-5	230	37	16	Tennessee	New Orleans	FA-'12	10	10	0	0
58	Miller, Von	LB	6-3	250	24	3	Texas A&M	DeSoto, Texas	D1-'11	4	4	0	0
26	Moore, Rahim	S	6-1	195	23	3	UCLA	Los Angeles	D2a-'11	10	10	0	0
27	Moreno, Knowshon	RB	5-11	220	26	5	Georgia	Middletown, N.J.	D1a-'09	10	10	0	0
17	Osweiler, Brock	QB	6-8	240	22	2	Arizona State	Kalispell, Mont.	D2b-'12	1	0	9	0
90	Phillips, Shaun	DE	6-3	255	32	10	Purdue	Willingboro, N.J.	UFA-'13 (S.D.)	10	6	0	0
5	Prater, Matt	K	5-10	195	29	7	Central Florida	Estero, Fla.	FA-'07	10	0	0	0
66	Ramirez, Manny	C	6-3	320	30	7	Texas Tech	Houston	FA-'11	10	10	0	0
45	Rodgers-Cromartie, Dominique	CB	6-2	193	27	6	Tennessee State	Bradenton, Fla.	UFA-'13 (Phi.)	10	9	0	0
84	Tamme, Jacob	TE	6-3	230	28	6	Kentucky	Danville, Ky.	UFA-'12 (Ind.)	10	0	0	0
88	Thomas, Demaryius	WR	6-3	229	25	4	Georgia Tech	Montrose, Ga.	D1a-'10	10	10	0	0
80	Thomas, Julius	TE	6-5	250	25	3	Portland State	Stockton, Calif.	D4b-'11	10	10	0	0
59	Trevathan, Danny	LB	6-1	240	23	2	Kentucky	Leesburg, Fla.	D6-'12	10	10	0	0
96	Unrein, Mitch	DT	6-4	306	26	3	Wyoming	Eaton, Colo.	FA-'10	10	0	0	0
60	Vallos, Steve	C	6-3	310	29	6	Wake Forest	Boardman, Ohio	FA-'13	10	0	0	0
65	Vasquez, Louis	G	6-5	335	26	5	Texas Tech	Corsicana, Texas	UFA-'13 (S.D.)	10	10	0	0
99	Vickerson, Kevin	DT	6-5	328	30	8	Michigan State	Detroit	FA-'10	10	10	0	0
50	Walton, J.D.	C	6-3	305	26	4	Baylor	Allen, Texas	D3a-'10	0	0	0	2
36	Webster, Kayvon	CB	5-11	198	22	R	South Florida	Opa-locka, Fla.	D3-'13	10	1	0	0
83	Welker, Wes	WR	5-9	185	32	10	Texas Tech	Oklahoma City	UFA-'13 (N.E.)	10	10	0	0
92	Williams, Sylvester	DT	6-2	313	24	R	North Carolina	Jefferson City, Mo.	D1-'13	7	0	0	3
95	Wolfe, Derek	DE	6-5	285	23	2	Cincinnati	Lisbon, Ohio	D2a-'12	10	10	0	0
52	Woodyard, Wesley	LB	6-0	233	27	6	Kentucky	LaGrange, Ga.	CFA-'08	8	8	0	2
<b>PRACTICE SQUAD</b>													
35	Baker, Edwin	RB	5-8	200	22	2	Michigan State	Highland Park, Mich.	FA-'13	0	0	0	0
16	Bumphis, Chad	WR	5-10	202	24	R	Mississippi State	Tupelo, Miss.	FA-'13	0	0	0	0
71	Cornick, Paul	T	6-6	310	24	1	North Dakota State	Orono, Minn.	FA-'12	0	0	0	0
63	Garland, Ben	G	6-5	308	25	1	Air Force	Grand Junction, Colo.	CFA-'10	0	0	0	0
54	Marshall, Brandon	LB	6-1	250	24	2	Nevada	Las Vegas	FA-'13	0	0	0	0
70	Painter, Vinston	T	6-6	309	24	R	Virginia Tech	Norfolk, Va.	D6-'13	0	0	0	0
10	Robinson, Gerell	TE	6-4	220	24	1	Arizona State	Chandler, Ariz.	FA-'13	0	0	0	0
79	Youboty, John	DE	6-4	258	23	R	Temple	Houston	CFA-'13	0	0	0	0
<b>INJURED RESERVE</b>													
55	Bradley, Stewart	LB	6-4	258	30	7	Nebraska	Salt Lake City	FA-'13	0	0	0	0
38	Carter, Quinton	S	6-1	200	25	3	Oklahoma	Las Vegas	D4a-'11	0	0	0	0
78	Clady, Ryan	T	6-6	315	27	6	Boise State	Rialto, Calif.	D1-'08	2	2	0	0
67	Koppen, Dan	C	6-2	300	34	11	Boston College	Whitehall, Pa.	FA-'12	0	0	0	0
47	McCray, Lerentee	LB	6-3	249	23	R	Florida	Dunnellon, Fla.	CFA-'13	0	0	0	0
93	Smith, Quanterus	DE	6-5	255	23	R	Western Kentucky	Loganville, Ga.	D5a-'13	0	0	0	0

## COACHING STAFF

**John Fox** - Head Coach; **Jack Del Rio** - Interim Head Coach/Defensive Coordinator; **Adam Gase** - Offensive Coordinator; **Jeff Rodgers** - Special Teams Coordinator; **Clancy Barone** - Tight Ends; **Chris Beake**, Quality Control (Defense); **Brian Callahan** - Offensive Assistant; **Jim Bob Cooter** - Offensive Assistant; **Mike Eubanks** - Assistant Strength; **Sam Garnes** - Assistant Secondary; **Jason George** - Assistant Strength; **Alex Gibbs** - Offensive Consultant; **Greg Knapp** - Quarterbacks; **Anthony Lomando** - Assistant Strength; **Dave Magazu** - Offensive Line; **Luke Richesson** - Strength & Conditioning; **Jay Rodgers** - Defensive Line; **Richard Smith** - Linebackers; **Eric Studesville** - Running Backs; **Derius Swinton** - Assistant Special Teams; **Tyke Tolbert** - Wide Receivers; **Cory Undlin** - Secondary.

# 2013 DENVER BRONCOS POSITION-BY-POSITION ROSTER

Updated: Nov. 19, 2013

## OFFENSE

### QUARTERBACKS (3)

No.	Name	Pos.	Ht.	Wt.	Age	Exp.	College
2	Dysert, Zac	QB	6-3	221	23	R	Miami (Ohio)
18	Manning, Peyton	QB	6-5	230	37	16	Tennessee
17	Osweiler, Brock	QB	6-8	240	22	2	Arizona State

### RUNNING BACKS (4)

No.	Name	Pos.	Ht.	Wt.	Age	Exp.	College
22	Anderson, C.J.	RB	5-8	224	22	R	California
28	Ball, Montee	RB	5-10	215	22	R	Wisconsin
21	Hillman, Ronnie	RB	5-10	195	22	2	San Diego State
27	Moreno, Knowshon	RB	5-11	220	26	5	Georgia

### WIDE RECEIVERS (5)

No.	Name	Pos.	Ht.	Wt.	Age	Exp.	College
12	Caldwell, Andre	WR	6-0	200	28	6	Florida
87	Decker, Eric	WR	6-3	214	26	4	Minnesota
11	Holliday, Trindon	WR	5-5	170	27	4	Louisiana State
88	Thomas, Demaryius	WR	6-3	229	25	4	Georgia Tech
83	Welker, Wes	WR	5-9	185	32	10	Texas Tech

### TIGHT ENDS (4)

No.	Name	Pos.	Ht.	Wt.	Age	Exp.	College
81	Dreessen, Joel	TE	6-4	245	31	8	Colorado State
85	Green, Virgil	TE	6-5	255	25	3	Nevada
84	Tamme, Jacob	TE	6-3	230	28	6	Kentucky
80	Thomas, Julius	TE	6-5	250	25	3	Portland State

### OFFENSIVE LINEMEN (9)

No.	Name	Pos.	Ht.	Wt.	Age	Exp.	College
68	Beadles, Zane	G	6-4	305	27	4	Utah
75	Clark, Chris	T	6-5	305	28	5	Southern Mississippi
74	Franklin, Orlando	T	6-7	320	25	3	Miami
77	Justice, Winston	T	6-6	317	29	8	Southern California
73	Kuper, Chris	G	6-4	303	26	8	North Dakota
66	Ramirez, Manny	C	6-3	320	30	7	Texas Tech
65	Vasquez, Louis	G	6-5	335	26	5	Texas Tech
51	Vallos, Steve	C	6-3	310	29	6	Wake Forest
50	Walton, J.D.	C	6-3	305	26	4	Baylor

## DEFENSE

### DEFENSIVE LINE (8)

No.	Name	Pos.	Ht.	Wt.	Age	Exp.	College
91	Ayers, Robert	DE	6-3	274	28	5	Tennessee
97	Jackson, Malik	DE	6-5	293	23	2	Tennessee
94	Knighton, Terrance	DT	6-3	335	27	5	Temple
90	Phillips, Shaun	LB	6-3	255	32	10	Purdue
96	Unrein, Mitch	DT	6-4	306	26	3	Wyoming
99	Vickerson, Kevin	DT	6-5	328	30	8	Michigan State
92	Williams, Sylvester	DT	6-2	313	24	R	North Carolina
95	Wolfe, Derek	DE	6-5	285	23	2	Cincinnati

### LINEBACKERS (6)

No.	Name	Pos.	Ht.	Wt.	Age	Exp.	College
56	Irving, Nate	LB	6-1	245	25	3	North Carolina State
53	Johnson, Steven	LB	6-1	237	25	2	Kansas
43	Lenon, Paris	LB	6-2	240	35	12	Richmond
58	Miller, Von	LB	6-3	250	24	3	Texas A&M
59	Trevathan, Danny	LB	6-1	240	23	2	Kentucky
52	Woodyard, Wesley	LB	6-0	233	27	6	Kentucky

### DEFENSIVE BACKS (11)

No.	Name	Pos.	Ht.	Wt.	Age	Exp.	College
20	Adams, Mike	S	5-11	200	32	10	Delaware
24	Bailey, Champ	CB	6-0	192	35	15	Georgia
31	Bolden, Omar	S	5-10	195	24	2	Arizona State
30	Bruton, David	S	6-2	217	26	5	Notre Dame
32	Carter, Tony	CB	5-9	175	27	5	Florida State
25	Harris Jr., Chris	CB	5-10	199	24	3	Kansas
33	Ihenacho, Duke	S	6-1	207	24	2	San Jose State
23	Jammer, Quentin	CB	6-0	204	34	12	Texas
26	Moore, Rahim	S	6-1	195	23	3	UCLA
45	Rodgers-Cromartie, Dominique	CB	6-2	193	27	6	Tennessee State
36	Webster, Kayvon	CB	5-11	198	22	R	South Florida

### SPECIALISTS (3)

No.	Name	Pos.	Ht.	Wt.	Age	Exp.	College
46	Brewer, Aaron	LS	6-5	230	23	2	San Diego State
4	Colquitt, Britton	P	6-3	205	28	5	Tennessee
5	Prater, Matt	K	5-10	195	29	7	Central Florida

## POSITION-BY-POSITION BREAKDOWN

Position	No.	Position	No.
Quarterbacks	3	Defensive Linemen	8
Running Backs	4	Defensive Ends	4
Wide Receivers	5	Defensive Tackles	4
Tight Ends	4	Linebackers	6
Offensive Linemen	9	Defensive Backs	11
Centers	3	Cornerbacks	6
Guards	3	Safeties	5
Tackles	3	Specialists	3

# 2013 DENVER BRONCOS ROSTER BY EXPERIENCE

Updated: Nov. 19, 2013

No.	Name	Pos.	Ht.	Wt.	Age	Exp.	College	Hometown	How Acq.
<b>16 (1)</b>									
18	Peyton Manning	QB	6-5	230	37	16	Tennessee	New Orleans	FA-'12
<b>15 (1)</b>									
24	Champ Bailey	CB	6-0	192	35	15	Georgia	Folkston, Ga.	T-'04 (Was.)
<b>12 (2)</b>									
23	Quentin Jammer	CB	6-0	204	34	12	Texas	Angleton, Texas	UFA-'13 (S.D.)
43	Paris Lenon	LB	6-2	240	35	12	Richmond	Lynchburg, Va.	FA-'13
<b>10 (3)</b>									
20	Mike Adams	S	5-11	200	32	10	Delaware	Wayne, N.J.	UFA-'12 (Cle.)
83	Wes Welker	WR	5-9	185	32	10	Texas Tech	Oklahoma City	UFA-'13 (N.E.)
90	Shaun Phillips	DE	6-3	255	32	10	Purdue	Willingboro, N.J.	UFA-'13 (S.D.)
<b>8 (4)</b>									
73	Chris Kuper	G	6-4	303	30	8	North Dakota	Anchorage, Alaska	D5-'06
81	Joel Dreessen	TE	6-4	245	31	8	Colorado State	Fort Morgan, Colo.	UFA-'12 (Hou.)
77	Winston Justice	T	6-6	317	29	8	Southern California	Long Beach, Calif.	FA-'13
99	Kevin Vickerson	DT	6-5	328	30	8	Michigan State	Detroit	FA-'10
<b>7 (2)</b>									
5	Matt Prater	K	5-10	195	29	7	Central Florida	Estero, Fla.	FA-'07
66	Manny Ramirez	C	6-3	320	30	7	Texas Tech	Houston	FA-'11
<b>6 (6)</b>									
12	Andre Caldwell	WR	6-0	200	28	6	Florida	Tampa, Fla.	UFA-'12 (Cin.)
45	Dominique Rodgers-Cromartie	CB	6-2	193	27	6	Tennessee State	Bradenton, Fla.	UFA-'13 (Phi.)
51	Steve Vallos	C	6-3	310	29	6	Wake Forest	Boardman, Ohio	FA-'13
52	Wesley Woodyard	LB	6-0	233	27	6	Kentucky	LaGrange, Ga.	CFA-'08
84	Jacob Tamme	TE	6-3	230	28	6	Kentucky	Danville, Ky.	UFA-'12 (Ind.)
<b>5 (8)</b>									
4	Britton Colquitt	P	6-3	205	28	5	Tennessee	Knoxville, Tenn.	FA-'09
27	Knowshon Moreno	RB	5-11	220	26	5	Georgia	Middletown, N.J.	D1a-'09
30	David Bruton	S	6-2	217	26	5	Notre Dame	Miamisburg, Ohio	D4a-'09
32	Tony Carter	CB	5-9	175	27	5	Florida State	Jacksonville, Fla.	FA-'11
65	Louis Vasquez	G	6-5	335	26	5	Texas Tech	Corsicana, Texas	UFA-'13 (S.D.)
75	Chris Clark	T	6-5	305	28	5	Southern Mississippi	New Orleans	W-'10 (Min.)
91	Robert Ayers	DE	6-3	274	28	5	Tennessee	Jersey City, N.J.	D1b-'09
94	Terrance Knighton	DT	6-3	335	27	5	Temple	Windsor, Conn.	UFA-'13 (Jac.)
<b>4 (5)</b>									
11	Trindon Holliday	WR	5-5	170	27	4	Louisiana State	Zachary, La.	W-'12 (Hou.)
50	J.D. Walton	C	6-3	305	26	4	Baylor	Allen, Texas	D3a-'10
68	Zane Beadles	G	6-4	305	27	4	Utah	Sandy, Utah	D2-'10
87	Eric Decker	WR	6-3	214	26	4	Minnesota	Cold Spring, Minn.	D3b-'10
88	Demaryius Thomas	WR	6-3	229	25	4	Georgia Tech	Montrose, Ga.	D1a-'10
<b>3 (8)</b>									
25	Chris Harris Jr.	CB	5-10	199	24	3	Kansas	Bixby, Okla.	CFA-'11
26	Rahim Moore	S	6-1	195	23	3	UCLA	Los Angeles	D2a-'11
56	Nate Irving	LB	6-1	245	25	3	North Carolina State	Teachey, N.C.	D3-'11
58	Von Miller	LB	6-3	250	24	3	Texas A&M	DeSoto, Texas	D1-'11
74	Orlando Franklin	T	6-7	320	25	3	Miami	Delray Beach, Fla.	D2b-'11
80	Julius Thomas	TE	6-5	250	25	3	Portland State	Stockton, Calif.	D4b-'11
85	Virgil Green	TE	6-5	255	25	3	Nevada	Tulare, Calif.	D7a-'11
96	Mitch Unrein	DT	6-4	306	26	3	Wyoming	Eaton, Colo.	FA-'10
<b>2 (9)</b>									
17	Brock Osweiler	QB	6-8	240	22	2	Arizona State	Kalispell, Mont.	D2b-'12
21	Ronnie Hillman	RB	5-10	195	22	2	San Diego State	La Habra, Calif.	D3-'12
31	Omar Bolden	S	5-10	195	24	2	Arizona State	Ontario, Calif.	D4a-'12
33	Duke Ihenacho	S	6-1	207	24	2	San Jose State	Carson, Calif.	CFA-'12
46	Aaron Brewer	LS	6-5	230	23	2	San Diego State	Fullerton, Calif.	CFA-'12
53	Steven Johnson	LB	6-1	237	25	2	Kansas	Wallingford, Pa.	CFA-'12
59	Danny Trevathan	LB	6-1	240	23	2	Kentucky	Leesburg, Fla.	D6-'12
95	Derek Wolfe	DE	6-5	285	23	2	Cincinnati	Lisbon, Ohio	D2a-'12
97	Malik Jackson	DE	6-5	293	23	2	Tennessee	Van Nuys, Calif.	D5-'12
<b>R (5)</b>									
2	Zac Dysert	QB	6-3	221	23	R	Miami-Ohio	Ada, Ohio	D7-'13
36	Kayvon Webster	CB	5-11	198	22	R	South Florida	Opa-locka, Fla.	D3-'13
28	Montee Ball	RB	5-10	215	22	R	Wisconsin	Wentzville, Mo.	D2-'13
22	C.J. Anderson	RB	5-8	224	22	R	California	Vallejo, Calif.	CFA-'13
92	Sylvester Williams	DT	6-2	313	24	R	North Carolina	Jefferson City, Mo.	D1-'13

## COACHING STAFF

**John Fox** - Head Coach; **Jack Del Rio** - Defensive Coordinator; **Adam Gase** - Offensive Coordinator; **Jeff Rodgers** - Special Teams Coordinator; **Clancy Barone** - Tight Ends; **Chris Beake**, Quality Control (Defense); **Brian Callahan** - Offensive Assistant; **Jim Bob Cooter** - Offensive Assistant; **Mike Eubanks** - Assistant Strength; **Sam Garnes** - Assistant Secondary; **Jason George** - Assistant Strength; **Alex Gibbs** - Offensive Consultant; **Greg Knapp** - Quarterbacks; **Anthony Lomando** - Assistant Strength; **Dave Magazu** - Offensive Line; **Luke Richesson** - Strength & Conditioning; **Jay Rodgers** - Defensive Line; **Richard Smith** - Linebackers; **Eric Studesville** - Running Backs; **Derius Swinton** - Assistant Special Teams; **Tyke Tolbert** - Wide Receivers; **Cory Undlin** - Secondary.



# HOW THE 2013 BRONCOS WERE BUILT

Updated: Nov. 19, 2013

YEAR	DRAFT/CFA	FREE AGENT	TRADE	WAIVERS
2004			CB Champ Bailey (Was.)	
2006	G Chris Kuper (Rd. 5)			
2007		K Matt Prater		
2008	T Ryan Clady (Rd. 1) LB Wesley Woodyard (CFA)			
2009	DE Robert Ayers (Rd. 1b) S David Bruton (Rd. 4a) RB Knowshon Moreno (Rd. 1a)	P Britton Colquitt		
2010	G Zane Beadles (Rd. 2) WR Eric Decker (Rd. 3b) WR Demaryius Thomas (Rd. 1a) C J.D. Walton (Rd. 3a)	DT Mitch Unrein DT Kevin Vickerson		T Chris Clark (W-Min.)
2011	S Quinton Carter (Rd. 4a) T Orlando Franklin (Rd. 2b) TE Virgil Green (Rd. 7a) CB Chris Harris Jr. (CFA) LB Nate Irving (Rd. 3) LB Von Miller (Rd. 1) S Rahim Moore (Rd. 2a) TE Julius Thomas (Rd. 4b)	CB Tony Carter C Manny Ramirez		
2012	S Omar Bolden (Rd. 4a) LS Aaron Brewer (CFA) RB Ronnie Hillman (Rd. 3) S Duke Ihenacho (CFA) DE Malik Jackson (Rd. 5) LB Steven Johnson (CFA) QB Brock Osweiler (Rd. 2b) LB Danny Trevathan (Rd. 6) DE Derek Wolfe (Rd. 2a)	S Mike Adams (UFA-Cle.) WR Andre Caldwell (UFA-Cin.) TE Joel Dreessen (UFA-Hou.) C Dan Koppen QB Peyton Manning TE Jacob Tamme (UFA-Ind.)		WR Trindon Holliday (W-Hou.)
2013	C.J. Anderson (CFA) RB Montee Ball (Rd. 2) QB Zac Dysert (Rd. 7) LB Lerentee McCray (CFA) DE Quanterus Smith (Rd. 5a) CB Kayvon Webster (Rd. 3) DT Sylvester Williams (Rd. 1)	G Justin Boren LB Stewart Bradley CB Quentin Jammer (UFA-S.D.) T Winston Justice DT Terrance Knighton (UFA-Jac.) LB Paris Lenon DE Shaun Phillips (UFA-S.D.) CB Dominique Rodgers-Cromartie (UFA-Phi.) C Steve Vallos G Louis Vasquez (UFA-S.D.) WR Wes Welker (UFA-N.E.)		

# 2013 DENVER BRONCOS DEPTH CHART

Updated: Nov. 19, 2013

## OFFENSE

WR	88	Demaryius Thomas	12	Andre Caldwell		
LT	75	Chris Clark	77	Winston Justice		
LG	68	Zane Beadles	73	Chris Kuper		
C	66	Manny Ramirez	60	Steve Vallos	50	J.D. Walton
RG	65	Louis Vasquez	73	Chris Kuper		
RT	74	Orlando Franklin	77	Winston Justice		
TE	80	Julius Thomas	81	Joel Dreessen	84	Jacob Tamme
WR	87	Eric Decker	11	Trindon Holliday		85 Virgil Green
WR	83	Wes Welker	87	Eric Decker		
QB	18	Peyton Manning	17	Brock Osweiler	<u>2</u>	<u>Zac Dysert</u>
RB	27	Knowshon Moreno	21	Ronnie Hillman	<u>28</u>	<u>Montee Ball</u>
					<u>22</u>	<u>C.J. Anderson</u>

## DEFENSE

LDE	95	Derek Wolfe	97	Malik Jackson		
DT	99	Kevin Vickerson	96	Mitch Unrein		
NT	94	Terrance Knighton	<u>92</u>	<u>Sylvester Williams</u>		
RDE	90	Shaun Phillips	91	Robert Ayers		
SLB	58	Von Miller	56	Nate Irving		
MLB	52	Wesley Woodyard	51	Paris Lenon		
WLB	59	Danny Trevathan	53	Steven Johnson		
LCB	24	Champ Bailey	25	Chris Harris Jr.	23	Quentin Jammer
RCB	45	D. Rodgers-Cromartie	32	Tony Carter	<u>36</u>	<u>Kayvon Webster</u>
SS	33	Duke Ihenacho	20	Mike Adams		
FS	26	Rahim Moore	30	David Bruton	31	Omar Bolden

## SPECIAL TEAMS

PK	5	Matt Prater		
P	4	Britton Colquitt		
H	4	Britton Colquitt		
LS	46	Aaron Brewer		
PR	11	Trindon Holliday	83	Wes Welker
KR	11	Trindon Holliday	31	Omar Bolden

[Injured]; Rookie and first-year players

# 2013 DENVER BRONCOS PRONUNCIATION GUIDE

**Montee Ball** (MON-tay)  
 David **Bruton** (BRUTE-in)  
 Zac **Dysert** (DYE-sert)  
 Duke **Ihenacho** (EE-ah-NAH-cho)  
 Chris **Kuper** (Cooper)  
 Knowshon **Moreno** (mor-AY-no)  
 Brock **Osweiler** (OSS-why-lur)

Matt **Prater** (PRAY-ter)  
**Demaryius** Thomas (duh-MARE-ee-us)  
 Danny **Trevathan** (trev-AY-thin)  
 Mitch **Unrein** (UN-rhine)  
**Louis Vasquez** (Lewis vas-KEZ)  
 Wesley **Woodyard** (wood-YARD)

**DENVER BRONCOS 2012-13 TRANSACTIONS — by date/by player**  
(Updated Nov. 19, 2013)

**BY DATE**

6/1/12 Signed C/G Philip Blake (draft choice)  
7/24/12 Signed RB Ronnie Hillman (draft choice)  
Signed QB Brock Osweiler (draft choice)  
7/25/12 Waived CB Coryell Judie (failed physical)  
Waived WR Eric Page (failed physical)  
7/28/12 Signed S Anthony Perkins  
8/1/12 Claimed WR Cameron Kenney off waivers (Sea.)  
8/2/12 Waived/injured WR D'Andre Goodwin  
8/3/12 Placed WR D'Andre Goodwin on injured reserve  
8/5/12 Signed S Jim Leonhard  
8/6/12 Waived/injured RB Mario Fannin  
8/7/12 Signed LB Keith Brooking  
Placed RB Mario Fannin on injured reserve  
8/22/12 Waived/injured CB Joshua Moore  
8/23/12 Placed CB Joshua Moore on injured reserve  
8/24/12 Waived/injured WR Tyler Grisham  
8/25/12 Waived CB Joshua Moore from injured reserve  
(injury settlement)  
8/27/12 Released LS Lonie Paxton  
Waived LB Elliot Coffey  
Waived WR Mark Dell  
Waived WR Cameron Kenney  
Waived TE Anthony Miller  
Waived DE Cyril Obiozor  
Waived RB Xavier Omon  
Waived S Anthony Perkins  
Waived T Mike Remmers  
Waived CB Ramzee Robinson  
Waived FB Austin Sylvester  
Waived G Austin Wuebbels  
Placed WR Tyler Grisham on injured reserve  
Placed DE Jason Hunter on injured reserve  
8/31/12 Released CB Drayton Florence  
Released T Ryan Harris  
Released WR Jason Hill  
Released T Tony Hills  
Waived DE Jamie Blatnick  
Waived S Rafael Bush  
Waived LB Jerry Franklin  
Waived G Ben Garland  
Waived G Adam Grant  
Waived S Duke Ihenacho  
Waived TE Cornelius Ingram  
Waived RB Jeremiah Johnson  
Waived LB Mike Mohamed  
Waived WR Greg Orton  
Waived WR Gerell Robinson  
Waived DT Sealver Siliga  
Waived CB Syd'Quan Thompson  
Waived G Wayne Tribue  
Waived QB Adam Weber  
Placed DE Jeremy Beal on injured reserve  
9/1/12 Signed DT Ben Garland to practice squad  
Signed SS Duke Ihenacho to practice squad  
Signed TE Cornelius Ingram to practice squad  
Signed RB Jeremiah Johnson to practice squad  
Signed WR Greg Orton to practice squad  
Signed NT Sealver Siliga to practice squad  
Signed G Wayne Tribue to practice squad  
9/3/12 Signed C Quentin Saulsberry to practice squad  
9/8/12 Released QB Caleb Hanie  
Signed DT Sealver Siliga to active roster

9/11/12 Signed QB Caleb Hanie  
Signed C Dan Koppen  
Waived C C.J. Davis  
Released G Wayne Tribue from practice squad  
Waived WR Tyler Grisham from injured reserve  
Placed DT Ty Warren on injured reserve  
9/12/12 Signed G C.J. Davis to practice squad  
9/13/12 Signed DE Jamie Blatnick to practice squad  
9/17/12 Waived WR D'Andre Goodwin from injured reserve  
9/18/12 Signed C C.J. Davis to active roster  
Placed C/G Philip Blake on injured reserve  
Signed G Adam Grant to practice squad  
9/27/12 Placed LB Mike Mohamed to practice squad  
Released TE Cornelius Ingram from practice squad  
9/29/12 Signed S Duke Ihenacho to active roster  
Signed LB Mike Mohamed to active roster  
Placed S Quinton Carter on injured reserve  
10/1/12 Placed C J.D. Walton on injured reserve  
Waived LB Mike Mohamed  
10/2/12 Signed WR Bert Reed to practice squad  
Signed T Darrion Weems to practice squad  
10/3/12 Signed LB Mike Mohamed to practice squad  
10/9/12 Signed S Blake Gideon to practice squad  
Released WR Bert Reed  
10/11/12 Claimed WR Trindon Holliday off waivers (Hou.)  
Waived S Duke Ihenacho  
10/13/12 Signed S Duke Ihenacho to practice squad  
Released DE Jamie Blatnick from practice squad  
10/30/12 Placed LB Joe Mays on injured reserve  
Signed S Duke Ihenacho to active roster  
Signed CB Mario Butler to practice squad  
11/13/12 Waived S Duke Ihenacho  
11/15/12 Signed S Duke Ihenacho to practice squad  
Released LB Mike Mohamed  
11/21/12 Placed RB Willis McGahee on injured reserve  
11/24/12 Released RB Jeremiah Johnson  
11/26/12 Signed RB Jacob Hester  
Signed RB Jeremiah Johnson to practice squad  
12/5/12 T Darrion Weems signed to Dallas' active roster  
12/10/12 Signed T Paul Cornick to practice squad  
12/19/12 Signed G Lonnie Edwards to practice squad  
1/7/13 Signed G Justin Boren to future contract  
Signed WR Gerell Robinson to a future contract  
1/15/13 Signed T Paul Cornick to a future contract  
Signed G Ben Garland to a future contract  
Signed S Duke Ihenacho to a future contract  
Signed RB Jeremiah Johnson to a future contract  
Signed C/G Quentin Saulsberry to a future contract  
1/17/13 Signed S Blake Gideon to a future contract  
1/22/13 Signed CB Mario Butler to a future contract  
Signed WR Greg Orton to a future contract  
2/12/13 Released QB Caleb Hanie  
Released LB D.J. Williams  
3/14/13 Signed LB Stewart Bradley  
Signed DT Terrance Knighton (UFA)  
Signed CB Dominique Rodgers-Cromartie (UFA)  
Signed G Louis Vasquez (UFA)  
Signed DT Kevin Vickerson  
3/15/13 Signed WR Wes Welker (UFA)

Released DE Elvis Dumervil  
4/29/13 Signed LB Shaun Phillips (UFA)  
4/30/13 Signed WR Kemonte' Bateman (CFA)  
Signed P Ryan Doerr (CFA)  
Signed T Manase Foketi (CFA)  
Signed DT Romney Fuga (CFA)  
Signed CB Aaron Hester (CFA)  
Signed QB Ryan Katz (CFA)  
Signed LB Uona Kaveinga (CFA)  
Signed LB Larentee McCray (CFA)  
Signed WR Quincy McDuffie (CFA)  
Signed S Ross Rasner (CFA)  
Signed TE Lucas Reed (CFA)  
Signed LB Doug Rippy (CFA)  
Signed DE John Youboty (CFA)  
5/1/13 Signed RB C.J. Anderson (CFA)  
Signed DE Gary Mason Jr. (CFA)  
Signed WR Lamaar Thomas (CFA)  
5/10/13 Signed WR Tavarres King (draft choice)  
Signed T Winston Painter (draft choice)  
Signed DE Quanterus Smith (draft choice)  
Waived DE Gary Mason Jr. (failed physical)  
5/13/13 Signed LB Damien Holmes (CFA)  
Signed DE Lanston Tanyi (CFA)  
Waived LB Doug Rippy  
5/14/13 Signed QB Zac Dysert (draft choice)  
5/21/13 Waived RB Mario Fannin  
Designated S Blake Gideon as reserve/retired  
5/30/13 Signed DB Quentin Jammer  
6/13/13 Signed RB Montee Ball (draft choice)  
Signed CB Kayvon Webster (draft choice)  
Released RB Willis McGahee  
7/2/13 Signed C Dan Koppen  
7/23/13 Released LB Joe Mays  
7/25/13 Signed DT Sylvester Williams (draft choice)  
7/27/13 Signed TE Jake O'Connell  
Waived/injured TE Lucas Reed  
7/28/13 Placed TE Lucas Reed on injured reserve  
7/29/13 Signed C Steve Vallos  
Placed C Dan Koppen on injured reserve  
8/1/13 Signed C/G Ryan Lilja  
Claimed CB Nigel Malone off waivers (Pit.)  
8/2/13 Waived TE Lucas Reed from injured reserve  
8/6/13 Signed TE Deangelo Peterson  
8/7/13 Waived/injured G Justin Boren  
8/8/13 Placed G Justin Boren on injured reserve  
8/15/13 Waived/injured P Ryan Doerr  
8/20/13 Signed LB Paris Lenon  
8/21/13 Acquired G John Moffitt from Seattle in exchange for DT Sealver Siliga  
8/26/13 Waived WR Kemonte' Bateman  
Waived CB Mario Butler  
Waived T Manase Foketi  
Waived QB Ryan Katz  
Waived LB Uona Kaveinga  
Waived CB Nigel Malone  
Waived WR Quincy McDuffie  
Waived WR Greg Orton  
Waived TE Deangelo Peterson  
Waived C/G Quentin Saulsberry  
Waived DE Lanston Tanyi  
8/27/13 Placed C J.D. Walton on Reserve/PUP  
Placed S Quinton Carter on injured reserve

Placed WR Quincy McDuffie on injured reserve  
Placed WR Greg Orton on injured reserve  
8/31/13 Released RB Lance Ball  
Released C/G C.J. Davis  
Released RB Jeremiah Johnson  
Released C/G Ryan Lilja  
Released TE Jake O'Connell  
Waived DE Jeremy Beal  
Waived C/G Philip Blake  
Waived T Paul Cornick  
Waived DT Romney Fuga  
Waived G Ben Garland  
Waived CB Aaron Hester  
Waived LB Damien Holmes  
Waived WR Tavarres King  
Waived T Vinston Painter  
Waived S Ross Rasner  
Waived WR Gerell Robinson  
Waived WR Lamaar Thomas  
Waived DE John Youboty  
Placed LB Stewart Bradley on injured reserve  
Placed LB Larentee McCray on injured reserve  
Placed DE Quanterus Smith on injured reserve  
9/1/13 Claimed LB Adrian Robinson off waivers  
from Philadelphia  
Released RB Jacob Hester  
Signed RB Edwin Baker to practice squad  
Signed T Paul Cornick to practice squad  
Signed G Ben Garland to practice squad  
Signed WR Tavarres King to practice squad  
Signed T Vinston Painter to practice squad  
Signed WR Gerell Robinson to practice squad  
Signed DE John Youboty to practice squad  
9/2/13 Signed LB Brandon Marshall to practice squad  
9/18/13 Signed T Winston Justice  
Placed T Ryan Clady on injured reserve  
10/8/13 Waived WR Greg Orton from injured reserve  
10/15/13 Waived LB Adrian Robinson  
Waived G Justin Boren from injured reserve  
10/16/13 Signed WR Tavarres King to active roster  
10/19/13 Waived WR Tavarres King  
10/22/13 Signed WR Chad Bumphis to practice squad  
11/5/13 Activated C J.D. Walton from Reserve/PUP  
Placed G John Moffitt on Exempt/Left Squad  
11/11/13 Placed G John Moffitt on Reserve/Retired

#### BY PLAYER

##### ANDERSON, C.J. — RB

5/1/13 Signed (CFA)

##### BAKER, Edwin — RB

9/1/13 Signed to practice squad

##### BALL, Lance — RB

8/31/13 Released

##### BALL, Montee — RB

6/13/13 Signed (draft choice)

##### BATEMAN, Kemonte' — WR

4/30/13 Signed (CFA)

8/26/13 Waived

##### BEAL, Jeremy — DE

8/31/12 Placed on injured reserve

8/31/13 Waived

##### BLAKE, Philip — C/G

6/1/12 Signed (draft choice)

9/18/12 Placed on injured reserve

8/31/13 Waived

##### BLATNICK, Jamie — DE

8/31/12 Waived

9/13/12 Signed to practice squad

10/13/12 Released from practice squad

##### BOREN, Justin — G

1/15/13 Signed to future contract

8/7/13 Waived/injured

8/8/13 Placed on injured reserve

10/15/13 Waived from injured reserve

##### BRADLEY, Stewart — LB

3/14/13 Signed

8/31/13 Placed on injured reserve

##### BROOKING, Keith — LB

8/7/12 Signed

##### BUMPHIS, Chad — WR

10/22/13 Signed to practice squad

##### BUSH, Rafael — S

8/31/12 Waived

##### BUTLER, Mario — CB

10/30/12 Signed to practice squad

1/22/13 Signed to future contract

8/26/13 Waived

##### CARTER, Quinton — S

9/29/12 Placed on injured reserve

8/27/13 Placed on injured reserve

##### CLADY, Ryan — T

9/18/13 Placed on injured reserve

##### CORNICK, Paul — T

12/10/12 Signed to practice squad

1/15/12 Signed to future contract

8/31/13 Waived

9/1/13 Signed to practice squad

##### COFFEY, Elliot — LB

5/3/12 Signed (CFA)

8/27/12 Waived

##### DAVIS, C.J. — C

9/11/12 Waived

9/12/12 Signed to practice squad

9/18/12 Signed to active roster

8/31/13 Released

##### DELL, Mark — WR

8/27/12 Waived

##### DOERR, Ryan — P

4/30/13 Signed (CFA)

8/15/13 Waived/injured

##### DUMERVIL, Elvis — DE

3/15/13 Released

##### DYSERT, Zac — QB

5/14/13 Signed (draft choice)

##### EDWARDS, Lonnie — G

12/19/12 Signed to practice squad

##### FANNIN, Mario — RB

8/6/12 Waived/injured

8/7/12 Placed on injured reserve

5/21/13 Waived

##### FLORENCE, Drayton — CB

8/31/12 Released

##### FOKETI, Manase — T

4/30/13 Signed (CFA)

8/26/13 Waived

##### FRANKLIN, Jerry — LB

8/31/12 Waived

##### FUGA, Romney — DT

4/30/13 Signed (CFA)

8/31/13 Waived

##### GARLAND, Ben — G

8/31/12 Waived

9/1/12 Signed to practice squad

1/15/12 Signed to future contract

8/31/13 Waived

9/1/13 Signed to practice squad

##### GIDEON, Blake — S

10/9/12 Signed to practice squad

1/17/13 Signed to a future contract

5/21/13 Designated as reserve/retired

##### GOODWIN, D'Andre — WR

8/2/12 Waived/injured

8/3/12 Placed on injured reserve

9/17/12 Waived from injured reserve

##### GRANT, Adam — T

8/31/12 Waived

9/18/12 Signed to practice squad

##### GRISHAM, Tyler — WR

8/24/12 Waived/injured

8/27/12 Placed on injured reserve

9/11/12 Waived from injured reserve

##### HANIE, Caleb — QB

9/8/12 Released

9/11/12 Signed

2/12/13 Released

##### HARRIS, Ryan — T

8/31/12 Released

##### HESTER, Aaron — CB

4/30/13 Signed (CFA)

8/31/13 Waived

##### HESTER, Jacob — RB

11/26/12 Signed

9/1/13 Released

##### HILL, Jason — WR

8/31/12 Released

##### HILLMAN, Ronnie — RB

7/24/12 Signed (draft choice)

##### HILLS, Tony — T

8/31/12 Released

##### HOLLIDAY, Trindon — WR

10/11/12 Claimed off waivers (Hou.)

##### HOLMES, Damien — LB

5/13/13 Signed (CFA)

8/31/13 Waived

##### HUNTER, Jason — DE

8/27/12 Placed on injured reserve

##### IHENACHO, Duke — S

8/31/12 Waived

9/1/12 Signed to practice squad

9/29/12 Signed to active roster

10/11/12 Waived

10/13/11 Signed to practice squad

10/30/12 Signed to active roster

11/13/12 Waived

11/15/12 Signed to practice squad

1/15/13 Signed to future contract

##### INGRAM, Cornelius — TE

8/31/12 Waived

##### JAMMER, Quentin — DB

5/30/13 Signed

##### JOHNSON, Jeremiah — RB

8/31/12 Waived

9/1/12 Signed to practice squad

11/24/12 Released

11/26/12 Signed to practice squad

1/15/12 Signed to future contract

8/31/13 Released  
**JUDIE, Coryell — CB**  
7/25/12 Waived (failed physical)  
**JUSTICE, Winston — T**  
9/18/13 Signed  
**KATZ, Ryan — QB**  
4/30/13 Signed (CFA)  
8/26/13 Waived  
**KAVEINGA, Uona — LB**  
4/30/13 Signed (CFA)  
8/26/13 Waived  
**KENNEY, Cameron — WR**  
8/1/12 Claimed off waivers (Sea.)  
8/27/12 Waived  
**KING, Tavarres — WR**  
5/10/13 Signed (draft choice)  
8/31/13 Waived  
9/1/13 Signed to practice squad  
10/16/13 Signed to active roster  
10/19/13 Waived  
**KNIGHTON, Terrance — DT**  
3/14/13 Signed (UFA)  
**KOPPEN, Dan — C**  
9/11/12 Signed  
7/2/13 Signed (UFA)  
7/29/13 Placed on injured reserve  
**LENON, Paris — LB**  
8/20/13 Signed  
**LEONHARD, Jim — S**  
8/5/12 Signed  
**LILJA, Ryan — C/G**  
8/1/13 Signed  
8/31/13 Released  
**MALONE, Nigel — CB**  
8/1/13 Claimed off waivers (Pit.)  
8/26/13 Waived  
**MARSHALL, Brandon — LB**  
9/2/13 Signed to practice squad  
**MASON JR., Gary — DE**  
5/1/13 Signed (CFA)  
5/10/13 Waived (failed physical)  
**MAYS, Joe — LB**  
10/30/12 Placed on injured reserve  
7/23/13 Released  
**McCRAY, Larentee — LB**  
4/30/13 Signed (CFA)  
8/31/13 Placed on injured reserve  
**McDUFFIE, Quincy — WR**  
4/30/13 Signed (CFA)  
8/26/13 Waived  
8/27/13 Placed on injured reserve  
**McGAHEE, Willis — RB**  
11/21/12 Placed on injured reserve  
6/13/13 Released  
**MILLER, Anthony — TE**  
8/27/12 Waived  
**MOHAMED, Mike — LB**  
8/31/12 Waived  
9/27/12 Signed to practice squad  
9/29/12 Signed to active roster  
10/1/12 Waived  
10/3/12 Signed to practice squad  
11/15/12 Released from practice squad  
**MOFFITT, John — G**  
8/21/13 Acquired from Seattle in exchange for DT Sealver Siliga

11/5/13 Placed on Exempt/Left Squad  
11/11/13 Placed on Reserve/Retired  
**MOORE, Joshua — CB**  
8/22/12 Waived/injured  
8/23/12 Placed on injured reserve  
8/25/12 Waived from injured reserve (injury settlement)  
**O'CONNELL, Jake — TE**  
7/27/13 Signed  
8/31/13 Released  
**OBIOZOR, Cyril — DE**  
8/27/12 Waived  
**OMON, Xavier — RB**  
8/27/12 Waived  
**ORTON, Greg — WR**  
8/31/12 Waived  
9/1/12 Signed to practice squad  
1/22/13 Signed to a future contract  
8/26/13 Waived  
8/27/13 Placed on injured reserve  
10/8/13 Waived from injured reserve  
**OSWEILER, Brock — QB**  
7/24/12 Signed (draft choice)  
**PAGE, Eric — WR**  
7/25/12 Waived (failed physical)  
**PAINTER, Vinston — T**  
5/10/13 Signed (draft choice)  
8/31/13 Waived  
9/1/13 Signed to practice squad  
**PAXTON, Lonie — LS**  
8/27/12 Released  
**PERKINS, Anthony — S**  
7/28/12 Signed  
8/27/12 Waived  
**PETERSON, Deangelo — TE**  
8/6/13 Signed  
8/26/13 Waived  
**PHILLIPS, Shaun — LB**  
4/29/13 Signed (UFA)  
**RASNER, Ross — S**  
4/30/13 Signed (CFA)  
8/31/13 Waived  
**REED, Bert — WR**  
10/2/12 Signed to practice squad  
10/9/12 Released from practice squad  
**REED, Lucas — TE**  
4/30/13 Signed (CFA)  
7/27/13 Waived/injured  
7/28/13 Placed on injured reserve  
8/2/13 Waived form injured reserve  
**REMMERS, Mike — T**  
8/27/12 Waived  
**RIPPY, Doug — LB**  
4/30/13 Signed (CFA)  
5/13/13 Waived  
**ROBINSON, Adrian — LB**  
9/1/13 Claimed off waivers (Phi.)  
10/15/13 Waived  
**ROBINSON, Gerell — WR**  
8/31/12 Waived  
1/15/13 Signed to a future contract  
8/31/13 Waived  
9/1/13 Signed to practice squad  
**ROBINSON, Ramzee — CB**  
8/27/12 Waived

**RODGERS-CROMARTIE, Dominique — CB**  
3/14/13 Signed (UFA)  
**SAULSBERRY, Quentin — C/G**  
9/2/12 Signed to practice squad  
1/15/13 Signed to future contract  
8/26/13 Waived  
**SILIGA, Sealver — DT**  
8/31/12 Waived  
9/1/12 Signed to practice squad  
9/8/12 Signed to active roster  
8/21/13 Traded to Seattle in exchange for G John Moffitt  
**SMITH, Quanterus — DE**  
5/10/13 Signed (draft choice)  
8/31/13 Placed on injured reserve  
**SYLVESTER, Austin — FB**  
8/27/12 Waived  
**TANYI, Lanston — DE**  
5/13/13 Signed (CFA)  
8/26/13 Waived  
**THOMAS, Lamaan — WR**  
5/1/13 Signed (CFA)  
8/31/13 Waived  
**THOMPSON, Syd'Quan — CB**  
8/31/12 Waived  
**TRIBUE, Wayne — G**  
8/31/12 Waived  
9/1/12 Signed to practice squad  
9/11/12 Waived  
**VALLOS, Steve — C**  
7/29/13 Signed  
**VASQUEZ, Louis — G**  
3/14/13 Signed (UFA)  
**WALTON, J.D. — C**  
10/1/12 Placed on injured reserve  
8/27/13 Placed on Reserve/PUP  
11/5/13 Activated from Reserve/PUP  
**WARREN, Ty — DT**  
9/11/12 Placed on injured reserve  
**WEBER, Adam — QB**  
8/31/12 Waived  
**WEBSTER, Kayvon — CB**  
6/13/13 Signed (draft choice)  
**WELKER, Wes — WR**  
3/15/13 Signed (UFA)  
**WEEMS, Darrion — T**  
10/2/12 Signed to practice squad  
12/5/12 Signed to Dallas' active roster  
**WILLIAMS, D.J. — LB**  
2/12/13 Released  
**WILLIAMS, Sylvester — DT**  
7/25/13 Signed (draft choice)  
**WUEBBELS, Austin — G**  
8/27/12 Waived  
**YOUBOTY, John — DE**  
4/30/13 Signed (CFA)  
8/31/13 Waived  
9/1/13 Signed to practice squad



## MIKE ADAMS

20

SAFETY



5-11 • 200 • 10TH YR. • DELAWARE

**BORN:** March 24, 1981, in Paterson, N.J.

**HIGH SCHOOL:** Passaic Tech High School, Wayne, N.J.

**ACQUIRED:** Unrestricted Free Agent (Cleveland), 2012

**NFL YEAR:** 10th • **YEAR WITH BRONCOS:** 2nd

**NFL GAMES PLAYED/STARTED:** 140/67 • **POSTSEASON GP/GS:** 1/1

### ADAMS AT A GLANCE:

- A 10th-year player who has seen action in 140 career games with Denver (2012-13), Cleveland (2007-11) and San Francisco (2004-06), combining for 67 starts at both safety positions and cornerback.
- Totaled career highs in tackles (80) and passes defended (11) in his first year with the Broncos in 2012, helping Denver rank second in the NFL in total defense (third in pass defense).
- Opened 16 games at free safety for Cleveland in 2011 as the Browns finished with the NFL's second-ranked pass defense (184.9 ypg).
- Owns 18 career takeaways (12 INTs, 6 FR) in addition to contributing 67 special-teams tackles in his first nine NFL seasons.
- Received the 2011 Dino Lucarelli Good Guy Award from the Cleveland Chapter of the Professional Football Writers' Association.
- Started 23-of-43 career games at the University of Delaware, earning second-team All-Atlantic 10 Conference honors as a senior in 2003 while helping guide the Blue Hens to the Division I-AA National Championship.
- Joined the Broncos as an unrestricted free agent on March 16, 2012.
- Entered the NFL with San Francisco as a college free agent on April 28, 2004.

**CAREER TRANSACTIONS:** Signed by San Francisco as a college free agent 4/28/04; Waived by San Francisco 9/4/04; Signed by San Francisco (practice squad) 9/6/04; Signed by San Francisco (active roster) 11/13/04; Signed by Cleveland 4/2/07; Re-signed by Cleveland as an unrestricted free agent 3/6/09; Signed by Denver as an unrestricted free agent 3/16/12.



**2013:** Adams posted four tackles and a quarterback hit in Denver's Week 2 win at NYG (9/15)... Broke up Chad Henne's fourth-down pass in the fourth quarter vs. Jac. (10/13).

**2012:** Adams started all 16 regular-season games for the second consecutive year and ranked second on the team with 80 tackles (60 solo) and third on the club with 11 passes defended—both career highs... Added one sack (2 yds.), two forced fumbles and a team-best two fumble recoveries in the regular season... Matched a personal best with three pass breakups and tied for third on the team with four tackles (all solo) in Denver's season-opening win vs. Pit. (9/9)... Set a career high with 12 tackles and recovered a fumble at N.E. (10/7)... Sacked Panthers quarterback Cam Newton in the end zone for his first career safety at Car. (11/11)... Made his playoff debut in Denver's Divisional Playoff Game vs. Bal. (1/12) and made two solo stops with one pass breakup.

**2011:** Adams started all 16 games for the first time in his career and totaled 61 tackles (41 solo), a team-high three interceptions (33 yds.), six passes defended, one forced fumble and one fumble recovery for the league's second-ranked pass defense... Contributed three tackles on special teams... Recorded a takeaway (2 INT, 1 FR) in three consecutive games in Weeks 3-5... Tied a career high with 10 tackles (6 solo) and added an interception vs. Pit. (1/1).

**2010:** Adams played 15 games (2 starts) for Cleveland and posted 34 tackles (31 solo), one sack (10 yds.), two interceptions (51 yds.) and six passes defended to go along with 10 special-teams stops. Helped the Browns' kickoff coverage unit lead the NFL by allowing just 17.8 yards per return.

**2009:** Adams appeared in all 16 games, opening six contests at cornerback and three others at safety, while tallying 61 tackles (52 solo), one sack (6 yds.), a career-best eight passes defended and one fumble recovery... Added 10 tackles on special-teams units to rank fourth on the club.

**2008:** Adams saw time in 14 games (5 starts) at strong safety for the Browns and recorded 42 tackles (20 solo), two interceptions (18 yds.), three passes defended and one fumble recovery... Posted four special-teams stops.

**2007:** Adams played 15 games (0 starts) in his first season with Cleveland and totaled 11 tackles (9 solo) with one sack (7 yds.) and two passes defended in addition to ranking second on the team with a career-high 18 special-teams tackles... Injured his knee at Cin. (12/23) and was placed on injured reserve on Dec. 24.

**2006:** Adams played all 16 games (8 starts) for the first time in his career and registered 67 tackles (53 solo) and three passes defended for the 49ers while contributing 12 special-teams stops... Recorded his first double-digit tackle output (10 tackles) in the season opener at Ari. (9/10).



**2005:** Adams saw time in 14 games (10 starts) and totaled a career-high 68 tackles (55 solo), one sack (5 yds.), four interceptions (36 yds.), four passes defended, one forced fumble and one fumble recovery... Tied for the team lead with his four interceptions and added three tackles on special teams... Made his first career start at Ari. (10/2) in Mexico City... Recorded his first-career multi-interception game in the season finale vs. Hou. (1/1), returning a pick 40 yards for a score and adding a takeaway in overtime to set up the 49ers' game-winning field goal.

**2004:** Adams, who entered the NFL with San Francisco as a college free agent on April 28, spent the first half of the season on the club's practice squad before being promoted to the active roster and playing in the 49ers' final eight games... Totaled four tackles (2 solo), one interception (0 yds.) and one pass defended in addition to five special-teams stops... Made his NFL debut vs. Car. (11/14) and recovered a fumble on special teams... Registered his first career interception vs. Mia. (11/28).

**COLLEGE:** Adams started 23-of-43 career games at the University of Delaware and posted 213 tackles, 11 interceptions and 14 pass breakups... Ranked 11th in school history with his 11 interceptions... Earned second-team All-Atlantic 10 Conference honors as a senior team captain in 2003 while guiding the Blue Hens to the Division I-AA National Championship.

**PERSONAL:** Adams attended Passiac Tech High School in Wayne, N.J., where he helped guide his team to the New Jersey Group 4 state title in 1998... Inducted into the Passiac Tech Hall of Fame in 2009 and had his jersey retired in 2010... Received a community service award from the House of Representatives and the New Jersey State Senate for his community service and volunteer work... Runs a joint foundation named the Rising Stars Foundation to assist underprivileged youth... Hosts an annual bowling event and football camp in New Jersey... Voted the recipient of the 2011 Dino Lucarelli Good Guy Award from the Cleveland Chapter of the Professional Football Writers' Association... Nicknamed 'Pops' by his grandmother, Michael Carl Adams has a daughter, Maya, and was born on March 24, 1981, in Paterson, N.J.

### ADAMS' REGULAR SEASON RECORD

Year	Club	G	S	UT	A	TT	S-Yds.	I-Yds.	PD	FF	FR	TD-Int.	TD-FR	S	Pts.
2004	San Francisco	8	0	2	2	4	0-0	1-0	1	0	0	0	0	0	0
2005	San Francisco	14	10	55	13	68	1-5	4-36	4	1	1	1	0	0	6
2006	San Francisco	16	8	53	14	67	0-0	0-0	3	0	0	0	0	0	0
2007	Cleveland	15	0	9	2	11	1-7	0-0	2	0	0	0	0	0	0
2008	Cleveland	14	5	20	22	42	0-0	2-18	3	0	1	0	0	0	0
2009	Cleveland	16	9	52	9	61	1-6	0-0	8	0	1	0	0	0	0
2010	Cleveland	15	2	31	3	34	1-10	2-51	6	0	0	0	0	0	0
2011	Cleveland	16	16	41	20	61	0-0	3-33	6	1	1	0	0	0	0
2012	Denver	16	16	60	20	80	1-2	0-0	11	2	2	0	0	1	2
2013	Denver	10	1	17	7	24	0-0	0-0	3	0	0	0	0	0	0
<b>CAREER TOTALS</b>		<b>140</b>	<b>67</b>	<b>340</b>	<b>112</b>	<b>452</b>	<b>5-30</b>	<b>12-138</b>	<b>47</b>	<b>4</b>	<b>6</b>	<b>1</b>	<b>0</b>	<b>1</b>	<b>8</b>
<b>BRONCOS TOTALS</b>		<b>26</b>	<b>17</b>	<b>77</b>	<b>27</b>	<b>104</b>	<b>1-2</b>	<b>0-0</b>	<b>14</b>	<b>2</b>	<b>2</b>	<b>0</b>	<b>0</b>	<b>1</b>	<b>2</b>

**ADDITIONAL STATISTICS:** Special teams tackles — 2004 (5), 2005 (3), 2006 (12), 2007 (18), 2008 (4), 2009 (10), 2010 (12), 2011 (3), 2013 (1), TOTAL (68). Special teams fumbles — 2004 (1 FR), 2005 (1 FF), 2007 (1 FR), TOTAL (1 FF, 2 FR).

### ADAMS' POSTSEASON RECORD

Year	Club	G	S	UT	A	TT	S-Yds.	I-Yds.	PD	FF	FR	TD-Int.	TD-FR	S	Pts.
2012	Denver	1	1	2	0	2	0-0	0-0	1	0	0	0	0	0	0
<b>CAREER TOTALS</b>		<b>1</b>	<b>1</b>	<b>2</b>	<b>0</b>	<b>2</b>	<b>0-0</b>	<b>0-0</b>	<b>1</b>	<b>0</b>	<b>0</b>	<b>0</b>	<b>0</b>	<b>0</b>	<b>0</b>

### ADAMS' SINGLE-GAME HIGHS

(Postseason in parentheses)

**Tackles** — 12 at New England, 10/7/12 (2 vs. Baltimore, 1/12/13). **Interceptions** — 2 vs. Houston, 1/1/06 (none). **Interception return yards** — 36 vs. Houston, 1/1/06 (none). **Sacks** — 1, five times, last at Carolina, 11/11/12 (none). **Sack yards** — 10 vs. N.Y. Jets, 11/14/10 (none).

### MIKE ADAMS' GAME-BY-GAME

(Victories asterisked)

2013 DENVER		TACKLES									
Date	Opponent	P/S	UT	A	TT	S-Yds.	I-Yds.	PD	FF	FR	
Sep 5	vs. Baltimore*	P	2	0	2	0-0	0-0	1	0	0	
Sep 15	at N.Y. Giants*	P	3	1	4	0-0	0-0	0	0	0	
Sep 23	vs. Oakland*	P	2	1	3	0-0	0-0	0	0	0	
Sep 29	vs. Philadelphia*	P	0	0	0	0-0	0-0	0	0	0	
Oct 6	at Dallas*	P	3	1	4	0-0	0-0	0	0	0	
Oct 13	vs. Jacksonville*	P	0	1	1	0-0	0-0	1	0	0	
Oct 20	at Indianapolis	P	0	0	0	0-0	0-0	0	0	0	
Oct 27	vs. Washington*	P	1	2	3	0-0	0-0	1	0	0	
Nov 10	at San Diego*	S	3	1	4	0-0	0-0	0	0	0	
Nov 17	vs. Kansas City*	P	3	0	3	0-0	0-0	0	0	0	
<b>Regular Season Totals</b>			<b>10/1</b>	<b>17</b>	<b>7</b>	<b>24</b>	<b>0-0</b>	<b>0-0</b>	<b>3</b>	<b>0</b>	<b>0</b>

**ADDITIONAL STATISTICS:** Special teams tackles — 1.



# C.J. ANDERSON

22

## RUNNING BACK

5-8 • 224 • R • CALIFORNIA

**BORN:** Feb. 10, 1991, in Vallejo, Calif.

**HIGH SCHOOL:** Bethel High School, Vallejo, Calif.

**ACQUIRED:** College Free Agent, 2013

**NFL YEAR:** 1st • **YEAR WITH BRONCOS:** 1st

**NFL GAMES PLAYED/STARTED:** 3/0 • **POSTSEASON GP/GS:** 0/0



### ANDERSON AT A GLANCE:

- A rookie running back who made the Broncos' opening-week roster as a college free agent.
- Saw action in all 25 games (2 starts) in two seasons at Cal after transferring from Laney College.
- Rushed for 1,135 yards on 198 carries (5.7 avg.) and 12 touchdowns for the Golden Bears and added 22 receptions for 350 yards and two scores.
- Earned first-team All-America honors and led the NorCal Conference in rushing during his final season at Laney College in 2010, racking up 1,644 yards and 13 touchdowns on 206 attempts (8.0 avg.).
- Attended Bethel High School in Vallejo, Calif., where he rushed for nearly 4,000 yards during his prep career and led his team to four consecutive playoff appearances.
- Joined the Broncos as a college free agent on May 1, 2013.

**CAREER TRANSACTIONS:** Signed by Denver as a college free agent 5/1/13.



**2013:** Anderson made his NFL debut and posted 22 yards on four carries vs. Was. (10/27).

**COLLEGE:** Anderson saw action in all 25 games (2 starts) in two seasons at Cal after transferring from Laney College... Rushed for 1,135 yards on 198 carries (5.7 avg.) and 12 touchdowns for the Golden Bears and added 22 receptions for 350 yards and two scores... Totaled 126 rushes for 790 yards (6.3 avg.) and four touchdowns as a senior while topping the 100-yard mark on three occasions... Played in all 13 games in his first year at Cal in 2011 and totaled 345 yards and eight touchdowns on 72 carries (4.8 avg.)... Earned first-team All-America honors and led the NorCal Conference in rushing during his final season at Laney College in 2010, racking up 1,644 yards and 13 touchdowns on 206 attempts (8.0 avg.)... Tallied 114 carries for 693 yards (6.1 avg.) and three scores as a freshman.

**PERSONAL:** Anderson attended Bethel High School in Vallejo, Calif., where he rushed for nearly 4,000 yards during his prep career and led his team to four consecutive playoff appearances... Majored in interdisciplinary studies at Cal... Cortrelle Javon Anderson was born on Feb. 10, 1991.

### C.J. ANDERSON'S GAME-BY-GAME

(Victories asterisked)

2013 DENVER		RUSHING					RECEIVING					SCORING	
Date	Opponent	P/S	No.	Yds.	Avg.	LG	TD	No.	Yds.	Avg.	LG	TD	2pt. Pts.
Sep 5	vs. Baltimore*												
Sep 15	at N.Y. Giants*												
Sep 23	vs. Oakland*												
Sep 29	vs. Philadelphia*												
Oct 6	at Dallas*												
Oct 13	vs. Jacksonville*												
Oct 20	at Indianapolis												
Oct 27	vs. Washington*	P	4	22	5.5	11	0	0	0	0.0	—	0	0 0
Nov 10	at San Diego*	P	0	0	0.0	—	0	0	0	0.0	—	0	0 0
Nov 17	vs. Kansas City*	P	0	0	0.0	—	0	0	0	0.0	—	0	0 0
<b>Regular Season Totals</b>		<b>3/0</b>	<b>4</b>	<b>22</b>	<b>5.5</b>	<b>11</b>	<b>0</b>	<b>0</b>	<b>0</b>	<b>0.0</b>	<b>—</b>	<b>0</b>	<b>0 0</b>



## ROBERT AYERS

91

### DEFENSIVE END

6-3 • 274 • 5TH YR. • TENNESSEE

BORN: Sept. 6, 1985, in Jersey City, N.J.

HIGH SCHOOL: Marlboro County High School, Bennettsville, S.C.

ACQUIRED: Draft #1b (18th overall), 2009

NFL YEAR: 5th • YEAR WITH BRONCOS: 5th

NFL GAMES PLAYED/STARTED: 66/27 • POSTSEASON GP/GS: 3/1



### AYERS AT A GLANCE:

- A fifth-year player who has started 27-of-66 games during his career at outside linebacker (2009-10) and defensive end (2011-13).
- Opened 13-of-16 games in 2011 and combined for 44 tackles and five sacks in the regular season and playoffs.
- Started 10-of-11 games played in 2010 and tied for the team lead with 10 quarterback hits despite missing five games due to injury.
- Recorded a tackle for a loss in four consecutive games to start the 2010 season.
- Notched the longest scoring fumble return by a Broncos rookie in team history with his 54-yard touchdown on *Monday Night Football* vs. Pittsburgh (11/9/09).
- Led the University of Tennessee in tackles for a loss during each of his final two years at the school, totaling 27.5 tackles for negative yardage over that stretch.
- Earned second-team All-Southeastern Conference honors as a senior at Tennessee in 2008, starting all 12 games at defensive end and leading the conference with 15.5 tackles for a loss in addition to pacing Tennessee's defensive line with 49 tackles (34 solo).
- Shared the Andy Spiva Award as Tennessee's most improved defender in 2008 while helping the Volunteers tie for third in the country in total defense (263.5 ypg.) and rank 10th in the nation in scoring defense (16.8 ppg.).
- Selected by the Broncos in the first round (18th overall) of the 2009 NFL Draft.

**CAREER TRANSACTIONS:** Signed by Denver as a draft choice 8/3/09.



**2013:** Ayers sacked Joe Flacco for a 9-yard loss in Denver's season-opening win vs. Bal. (9/15)... Made three tackles, including one for a loss in the Broncos' Week 2 win at NYG (9/15)... Set a career high with a pair of sacks vs. Oak. (9/23)... Posted a career-best six tackles and added half a sack vs. Phi. (9/29)... Sacked Tony Romo for a 6-yard loss at Dal. (10/5).

**2012:** Ayers appeared in 15 regular-season games for the Broncos in 2012, finishing with 16 tackles (8 solo) and two sacks (18 yds.) to go along with a pair of pass breakups... Set or tied career highs in tackles (5), sacks (1), sack yards (12) and pass breakups (2) at Car. (11/11).

**2011:** Ayers played all 16 regular season games (13 starts) at defensive end and tied a career high with 39 tackles (25 solo) to go along with a personal-best three sacks (12 yds.), two passes defended, one forced fumble and one fumble recovery... Played in both of Denver's playoff games, totaling five tackles (3 solo) and two sacks (24 yds.)... Recorded the eighth multi-sack game in Broncos postseason history during Denver's AFC Wild Card Game vs. Pit. (1/8), taking down Steelers quarterback Ben Roethlisberger twice, including on the last play of regulation to force overtime.

**2010:** Ayers posted 39 tackles (32 solo), 1.5 sacks (6.5 yds.), one pass defended and one forced fumble in 11 games played (10 starts) in 2010... Tied for the team lead with 10 quarterback hits while ranking fourth on the club with six tackles for a loss... Recorded his first career sack (5 yds.) in the season opener at Jac. (9/12)... Had two tackles for a loss and helped set the edge at Ten. (10/3), limiting Titans running back Chris Johnson to his third-lowest rushing output (53 yds.) in 24 contests... Missed Games 6-10 with a foot injury.

**2009:** Selected by the Broncos in the first round (18th overall) of the 2009 NFL Draft, Ayers totaled 18 tackles (13 solo), two pass breakups and one fumble recovery in 15 games (1 start) for Denver as a rookie... Posted the longest fumble return touchdown by a rookie in club annals with his 54-yard score on *Monday Night Football* vs. Pit. (11/9)... Registered multiple tackles in five consecutive games (Games 4-8) and six times for the season... Made his first career start at Phi. (12/27) and recovered a fumble on special teams in that contest.

**COLLEGE:** Ayers totaled 113 tackles (80 solo), nine sacks (61 yds.), one interception (8 yds.) and four pass breakups in 48 career games (14 starts) at the University of Tennessee... Registered a team-high 27.5 tackles for

a loss during his final two seasons for the Volunteers... Started all 12 games at right defensive end as a senior, totaling 49 tackles (34 solo), three sacks (29 yds.), 15.5 tackles for a loss (63 yds.) and one interception (8 yds.) to earn second-team All-Southeastern Conference honors... Led the SEC in tackles for a loss (15.5) while pacing the Volunteers' defensive line in tackles (49) as a senior.

**PERSONAL:** Ayers was an all-state selection as a linebacker during his senior year at Marlboro County High School in Bennettsville, S.C.... Selected to play in the Shrine Bowl of the Carolinas as a senior... Rated the third-best linebacker prospect in the nation and the second-best overall prospect in South Carolina by *PrepStar*... Had 112 tackles and five interceptions while handling kickoff return duties as a senior... Posted 94 stops, eight sacks and three interceptions as a junior... Ran the 100 meters and was part of his high school's 4x100 meter relay team... Majored in African studies at Tennessee... Robert Earnest Ayers Jr. was born on Sept. 6, 1985, in Jersey City, N.J.

#### AYERS' REGULAR SEASON RECORD

Year	Club	G	S	UT	A	TT	S-Yds.	I-Yds.	PD	FF	FR	TD-Int.	TD-FR	S	Pts.
2009	Denver	15	1	13	5	18	0-0	0-0	2	0	1	0	1	0	6
2010	Denver	11	10	32	7	39	1.5-6.5	0-0	1	1	0	0	0	0	0
2011	Denver	16	13	25	14	39	3-12	0-0	2	1	1	0	0	0	0
2012	Denver	15	0	8	8	16	2-18	0-0	2	0	0	0	0	0	0
2013	Denver	9	3	16	3	19	4.5-28.5	0-0	0	0	0	0	0	0	0
<b>CAREER TOTALS</b>		<b>66</b>	<b>27</b>	<b>94</b>	<b>37</b>	<b>131</b>	<b>11-65</b>	<b>0-0</b>	<b>7</b>	<b>2</b>	<b>2</b>	<b>0</b>	<b>1</b>	<b>0</b>	<b>6</b>

**ADDITIONAL STATISTICS:** Special teams tackles — 2009 (1), TOTAL (1). Recovered a fumble and returned it 54 yards for a touchdown vs. Pit. (11/9/09). Recovered a fumble on special teams at Phi. (12/27/09).

#### AYERS' POSTSEASON RECORD

Year	Club	G	S	UT	A	TT	S-Yds.	I-Yds.	PD	FF	FR	TD-Int.	TD-FR	S	Pts.
2011	Denver	2	1	3	2	5	2-24	0-0	0	0	0	0	0	0	0
2012	Denver	1	0	0	0	0	0-0	0-0	0	0	0	0	0	0	0
<b>CAREER TOTALS</b>		<b>3</b>	<b>1</b>	<b>3</b>	<b>2</b>	<b>5</b>	<b>2-24</b>	<b>0-0</b>	<b>0</b>	<b>0</b>	<b>0</b>	<b>0</b>	<b>0</b>	<b>0</b>	<b>0</b>

#### AYERS' SINGLE-GAME HIGHS

(Postseason in parentheses)

**Tackles** — 6 vs. Philadelphia, 9/29/13 (3 vs. Pittsburgh, 1/8/12). **Sacks** — 2 vs. Oakland, 9/23/13 (2 vs. Pittsburgh, 1/8/12). **Passes defended** — 2 at Carolina, 11/11/12 (none). **Sack yards** — 12 at Carolina, 11/11/12 (24 vs. Pittsburgh, 1/8/12). **Interceptions** — None (None). **Interception return yards** — None (None).

#### ROBERT AYERS' GAME-BY-GAME

(Victories asterisked)

2013 DENVER		TACKLES									
Date	Opponent	P/S	UT	A	TT	S-Yds.	I-Yds.	PD	FF	FR	
Sep 5	vs. Baltimore*	S	1	0	1	1-9	0-0	0	0	0	
Sep 15	at N.Y. Giants*	P	3	0	3	0-0	0-0	0	0	0	
Sep 23	vs. Oakland*	S	2	0	2	2-12	0-0	0	0	0	
Sep 29	vs. Philadelphia*	P	5	1	6	5-1.5	0-0	0	0	0	
Oct 6	at Dallas*	S	1	1	2	1-6	0-0	0	0	0	
Oct 13	vs. Jacksonville*				INACTIVE						
Oct 20	at Indianapolis	P	0	1	1	0-0	0-0	0	0	0	
Oct 27	vs. Washington*	P	3	0	3	0-0	0-0	0	0	0	
Nov 10	at San Diego*	P	1	0	1	0-0	0-0	0	0	0	
Nov 17	vs. Kansas City*	P	0	0	0	0-0	0-0	0	0	0	
<b>Regular Season Totals</b>			<b>9/3</b>	<b>16</b>	<b>3</b>	<b>19</b>	<b>4.5-28.5</b>	<b>0-0</b>	<b>0</b>	<b>0</b>	<b>0</b>



## CHAMP BAILEY

24

### CORNERBACK

6-0 • 192 • 15TH YR. • GEORGIA

**BORN:** June 22, 1978, in Fort Campbell, Ky.

**HIGH SCHOOL:** Charlton County High School, Folkston, Ga.

**ACQUIRED:** Trade (Washington), 2004

**NFL YEAR:** 15th • **YEAR WITH BRONCOS:** 10th

**NFL GAMES PLAYED/STARTED:** 212/211 • **POSTSEASON GP/GS:** 8/8



### BAILEY AT A GLANCE:

- A 15th-year veteran and 10-year Bronco whose 12 career Pro Bowl selections are the most by a defensive back in NFL history and are tied with teammate Peyton Manning for the most among active players.
- Named to the NFL's All-Decade Team for the 2000s as chosen by the Pro Football Hall of Fame Selection Committee.
- Earned Associated Press All-Pro and Pro Bowl honors during each of his first four seasons in Denver from 2004-07 after spending five years with Washington to begin his NFL career.
- Tied for second in franchise history in Pro Bowl selections (8) and is tied for fourth in club annals with 34 interceptions as a Bronco.
- Leads all NFL cornerbacks (3rd among all players) with 52 interceptions since his rookie year in 1999 while placing fifth in the league with 34 interceptions since joining the Broncos in 2004.
- Began his NFL career starting 99 consecutive regular-season games and has the most starts (211) among league cornerbacks since his rookie year in 1999.
- Penalized for pass interference only three times during the last seven years (2006-12) in the 504 times he was targeted (0.6%) according to Stats Inc.
- Recorded 18 interceptions with Denver from 2005-06, marking the most by an NFL player in a two-year stretch since Everson Walls had 18 interceptions for Dallas from 1981-82.
- Tied for the NFL lead in 2006 with a career-best 10 interceptions, which marked the second-highest single-season total in Denver history and propelled him to a second-place finish in the Associated Press' NFL Defensive Player of the Year voting.
- Turned in one of the most dramatic plays in NFL postseason annals when he returned an interception 100 yards in an AFC Divisional Playoff Game against New England (1/14/06), marking the longest non-scoring interception return in league playoff history.
- Became the youngest player in NFL history to post three interceptions in a game as a rookie with the Redskins (at Arizona, 10/17/99).
- Won the 1998 Bronko Nagurski Award at the University of Georgia as the nation's top defensive player while also earning consensus All-America honors that year.
- Joined the Broncos on March 4, 2004, in a trade with Washington that brought Bailey and a second-round draft choice (RB Tatum Bell) to Denver in exchange for running back Clinton Portis.
- Selected by Washington in the first round (7th overall) of the 1999 NFL Draft.

### 24's TROPHY CASE

**All-Decade Team** ..... 2000s  
**Pro Bowl Selections (12)** 2000-07, '09-12  
**All-Pro (First Team) (3)** ..... 2004-06  
**All-Pro (Second Team) (2)** ... 2007, '12

**CAREER TRANSACTIONS:** Signed by Washington as a draft choice 7/29/99; Traded to Denver 3/4/04; Signed by Denver 3/22/04.



### BAILEY A REGULAR IN THE PRO BOWL

#### MOST PRO BOWL SELECTIONS AT CB, NFL HISTORY

Player	Team	No.
1. <b>Champ Bailey</b>	Den./Was.	12
2. Mike Haynes	LAA/N.E.	9
3. Lemar Parrish	Buf./Was./Cin.	8
Deion Sanders	Bal./Was./Dal./S.F./Atl.	8

#### MOST PRO BOWL SELECTIONS, BRONCOS HISTORY

Player	Pos.	No.
1. John Elway	QB	9
2. <b>Champ Bailey</b>	<b>CB</b>	<b>8</b>
Steve Atwater	S	8
Shannon Sharpe	TE	7
Randy Gradishar	LB	7



## BAILEY MAKING AN IMPACT

### MOST INTERCEPTIONS BY A BRONCO, CAREER

Player	INTs	Yds.	Avg.	TDs
1. Steve Foley, 1976-86	44	622	14.1	1
2. Goose Gonsoulin, 1960-66	43	542	12.6	2
3. Billy Thompson, 1969-81	40	784	19.6	3
4. Tyrone Braxton, 1987-93, '95-99	34	614	18.1	4
<b>Champ Bailey, 2004-Pres.</b>	<b>34</b>	<b>340</b>	<b>10.0</b>	<b>3</b>
5. Mike Harden, 1980-88	33	643	19.5	4

### MOST INTERCEPTIONS BY A BRONCO, SEASON

Player	INTs	Yds.	Avg.	TDs
1. Goose Gonsoulin, 1960	11	98	8.9	0
<b>2. Champ Bailey, 2006</b>	<b>10</b>	<b>162</b>	<b>16.2</b>	<b>1</b>
3. Deltha O'Neal, 2001	9	115	12.8	0
Tyrone Braxton, 1996	9	128	14.2	1
Willie Brown, 1964	9	140	15.6	0
<b>6. Champ Bailey, 2005</b>	<b>8</b>	<b>139</b>	<b>17.4</b>	<b>2</b>

**2013:** Bailey missed the team's first five games with a foot injury... Returned to the field with a game-high three pass breakups and tied for third on the team with six tackles vs. Jac. (10/13).

**2012:** Bailey played all 16 games for the ninth time in his career and was named a starter for his 12th Pro Bowl—a record for selections by a defensive back... Earned second-team All-Pro accolades from the Associated Press and was named to the USA Football All-Fundamentals Team... Ranked fifth on the team with 66 tackles (61 solo) to go along with two interceptions (18 yds.) and nine passes defended... Did not start a game for the first time in his career as Denver's defense opened in a goal-line package at Atl. (9/17)... Intercepted quarterback Andy Dalton's pass, setting up a Broncos touchdown that gave Denver a 31-20 lead late in the fourth quarter at Cin. (11/4)... Led the team with six tackles and broke up quarterback Joe Flacco's third-down pass in the third quarter at Bal. (12/16)... Started Denver's AFC Divisional Playoff Game vs. Bal. (1/12) and made two tackles to go with one pass breakup.

**2011:** Bailey started all 13 games he played in the regular season and was selected to his 11th career Pro Bowl after totaling 39 tackles (35 solo), two interceptions (0 yds.), 10 passes defended and one forced fumble... Started both of Denver's postseason games and recorded five tackles (3 solo) to go along with three passes defended... Registered his fifth career multi-interception game at Oak. (11/6), picking off Raiders quarterback Carson Palmer twice in Denver's 38-24 win... Tied his postseason career high with three passes defended in Denver's AFC Wild Card Game vs. Pit. (1/8).

**2010:** Bailey was selected to his 10th career Pro Bowl—a record for NFL cornerbacks—after playing 15 games (15 starts) and totaling 45 tackles (41 solo), one sack (9 yds.), two interceptions (0 yds.) and 13 passes defended... Named a defensive captain prior to the season... Earned a spot on the USA Football/NFLPA All-Fundamentals Team for his skill in playing the ball... Held Pro Bowl wide receiver Dwayne Bowe to zero catches and drew an offensive pass interference penalty in three targets at K.C. (12/5).

### BAILEY'S INTs BY QUARTERBACK

*\*denotes win (Bailey's teams are 34-14, including postseason, in games in which he records an interception.)*

QB	INTs	Dates
Carson Palmer	5	1 at Cin., 10/25/04, 1 vs. Cin., 12/24/06* 2 at Oak., 11/6/11*, 1 at Oak., 12/6/12*
Jake Plummer	5	2 at Ari. 10/17/99*, 1 vs. Ari., 12/12/99* 1 vs. Ari. 12/24/00*, 1 vs. Ari., 9/8/02*
Trent Green	3	1 at Stl., 11/20/00*, 1 vs. K.C., 9/12/04*, 1 at K.C., 12/4/05
Matt Hasselbeck	3	1 vs. Sea., 11/4/01*, 1 vs. Sea., 12/3/06, 1 vs. Sea., 9/19/10*
Charlie Batch	2	at Det., 9/10/00
Tom Brady	2	1 vs. N.E., 9/28/03*, 1 vs. N.E., 1/14/06* (AFC Divisional)
Aaron Brooks	2	1 at N.O., 12/30/01*, 1 at N.O., 11/21/04*
Kerry Collins	2	1 at NYG, 12/7/03*, 1 at Oak., 11/13/05*
Brodie Croyle	2	1 at K.C., 11/11/07*, 1 vs. K.C., 12/9/07*
Gus Frerotte	2	1 vs. Det., 1/8/00* (NFC Wild Card), 1 at Mia., 9/11/05
Charlie Frye	2	1 at Cle., 10/22/06*, 1 vs. Oak., 12/20/09
Matt Leinart	2	at Ari., 12/17/06*
Donovan McNabb	2	1 vs. Phi., 11/26/00, 1 at Phi., 12/27/09
Steve McNair	2	1 at Ten., 10/6/02*, 1 vs. Bal., 10/9/06*
Philip Rivers	2	vs. S.D., 9/14/08*, 1 at S.D., 11/22/10
Ben Roethlisberger	2	at Pit., 11/5/06*
Troy Aikman	1	vs. Dal., 9/12/99
Drew Bledsoe	1	at Dal., 11/24/05*
Kyle Boller	1	vs. Bal., 12/11/05*
Drew Brees	1	vs. S.D., 9/18/05*
Dave Brown	1	vs. Ari., 10/17/99*
Andy Dalton	1	at Cin., 11/4/12*
Doug Flutie	1	at S.D., 9/9/01
Jeff Garcia	1	at S.F., 9/22/02
Eli Manning	1	at NYG, 10/23/05
Josh McCown	1	vs. Oak., 9/16/07*
Tony Romo	1	vs. Dal., 10/4/09*
Alex Smith	1	vs. S.F., 12/31/06
Vinny Testaverde	1	vs. NYJ, 11/20/05*
Andrew Walter	1	vs. Oak., 10/15/06*

**2009:** Bailey, who was voted a team captain by his teammates and selected to his ninth Pro Bowl at cornerback (tied for most in NFL history), started all 16 games and finished fourth on the Broncos with 72 tackles (62 solo) while adding three interceptions (18 yds.), 15 pass breakups and one forced fumble... Earned his second consecutive Walter Payton NFL Man of the Year nomination by his team... Was the most targeted (98) defensive player in the league to not allow a touchdown... Moved into seventh in Broncos history with 28 interceptions... Helped Denver's pass defense rank third in the NFL, allowing only 186.3 passing yards per game... Named AFC Defensive Player of the Week after posting eight tackles, one interception and four pass breakups vs. Dal. (10/4).

**2008:** Bailey had 56 tackles (45 solo), one interception (0 yds.), four pass breakups, a team-high three forced fumbles and one sack (5 yds.) in nine games (9 starts) for Denver... Nominated as the Broncos' Walter Payton NFL Man of the Year... Injured his groin in the first half on *Monday Night Football* at N.E. (10/20) and was inactive for seven consecutive games before playing in the final two... Started alongside his brother, linebacker Boss Bailey, vs. S.D. (9/14) for the first time since his final season at Georgia in 1998... Added his second career sack—first since his rookie season in 1999—vs. Buf. (12/21).

**2007:** Bailey earned his eighth consecutive Pro Bowl selection along with second-team Associated Press All-Pro honors with Denver, starting all 15 games played and tying for third on the club (first among defensive backs) with 81 tackles (68 solo)...



## BAILEY AMONG NFL LEADERS IN INTERCEPTIONS

### MOST INTERCEPTIONS, NFL, 1999-2012

Player	Team	INTs
1. Darren Sharper	N.O./Min./G.B.	61
Ed Reed	Baltimore	61
3. <b>Champ Bailey</b>	<b>Den./Was.</b>	<b>52</b>
4. Charles Woodson	G.B./Oak.	50
Asante Samuel	Atl./Phi./N.E.	50

### MOST STARTS BY A CORNERBACK, NFL, 1999-2012

Player	Team	No.
1. <b>Champ Bailey</b>	<b>Den./Was.</b>	<b>209</b>
Ronde Barber	T.B.	209
3. Charles Woodson	G.B./Oak.	181
4. Antoine Winfield	Min./Buf.	173
5. Nate Clements	Cin./S.F./Buf.	161

Added three interceptions (3 yds.) and 14 pass breakups in addition to five special-teams stops... Called for just one penalty (5 yds.) on the season.

**2006:** Bailey started all 16 games for Denver and posted career bests in tackles (98), interceptions (10) and pass breakups (30)... Earned consensus first-team Associated Press All-Pro honors for the third consecutive season and was chosen to play in the Pro Bowl for the seventh year in a row... Placed second in the AP's NFL Defensive Player of the Year voting... Led the NFL with 11 takeaways... His 10 interceptions marked the second-best single-season total in club annals and tied for the NFL lead... Earned the AFC's Defensive Player of the Month award for the second time in his career when he was recognized for his play in October when he posted three interceptions, 20 tackles (13 solo) and nine pass breakups that month.

**2005:** Bailey played 14 games (14 starts) and finished fourth on the Broncos with 72 tackles (62 solo) while leading the team with a career-high eight interceptions (139 yds.) and 28 pass breakups... Earned first-team Associated Press All-Pro and Pro Bowl honors, helping Denver win the AFC West and advance to the AFC Championship Game... Tied for fourth in the league with eight interceptions... Returned two of his interceptions for touchdowns to become the sixth player in team annals to return two interceptions for scores in a single season... Had at least one interception in a team-record five consecutive games midway through the year and forced two fumbles on the season... Totaled one interception in each of the Broncos' three November contests to earn AFC Defensive Player of the Month honors... In an AFC Divisional Playoff Game vs. N.E. (1/14), the Patriots were driving for a potential go-ahead score in the third quarter when Bailey intercepted Tom Brady's pass in the end zone and returned it 100 yards to the New England 1-yard line to set up a Denver touchdown... The play marked the longest return in team annals as well as the longest non-scoring and second-longest interception return in NFL postseason history... Hamstring injury forced him to miss the first two games of his NFL career (Games 4-5).

**2004:** Bailey started all 16 regular-season games with the Broncos after being acquired from Washington in a blockbuster offseason trade... Earned his fifth consecutive trip to the Pro Bowl and first Associated Press All-Pro nomination after a stellar campaign... Ranked fourth on the team and led all Denver cornerbacks in tackles with 84 (74 solo)... Tallied a team-high three interceptions (0 yds.) along with 13 pass breakups while appearing on offense in three games (one catch for 11 yds. vs. K.C. 9/12).

**2003:** Bailey earned his fourth consecutive trip to the Pro Bowl during his final season with Washington, starting all 16 games and finishing with 72 tackles (61 solo), two interceptions (2 yds.), two fumble recoveries and one forced fumble... Posted 17 pass breakups.

**2002:** Bailey registered 84 tackles (67 solo) and added three interceptions (2 yds.) as a 16-game starter for the Redskins... Earned his third consecutive Pro Bowl berth... Credited with 28 pass breakups on the year... Saw his first action on offense since 2000 vs. Phi. (9/16).

**2001:** Bailey started all 16 games at cornerback for Washington and received Pro Bowl honors for the second time in his career... Finished fifth on the Redskins in tackles (51) and tied for second in interceptions (3)... Credited with a team-high 18 pass breakups, one forced fumble and one fumble recovery.

**2000:** Bailey was voted a starting cornerback on the NFC Pro Bowl team and helped anchor the NFL's second-ranked pass defense, totaling team highs in interceptions (5-48 yds.) and pass breakups (14)... Totaled 66 tackles (52 solo) while starting all 16 games for Washington... Was used on offense, catching three passes for 78 yards (26.0 avg.), including a long of 42, and rushing for one touchdown... Named The Quarterback Club Redskins Player of the Year... Started at cornerback and wide receiver vs. Bal. (10/15).

**1999:** Selected by Washington in the first round (7th overall) of the 1999 NFL Draft, Bailey started all 16 games at cornerback and finished second on the Redskins in interceptions (5-55 yds.) while posting 83 tackles (64 solo), 19 pass breakups and one sack (12 yds.)... Made 54 blocks and 14 tackles (10 solo) on special teams...

## BAILEY NEARLY CAPTURES DEFENSIVE PLAYER OF THE YEAR IN 2006

### 2006 NFL DEFENSIVE PLAYER OF THE YEAR VOTING (ASSOCIATED PRESS)

Player	Position	Team	Votes
1. Jason Taylor	Defensive End	Miami	22
2. <b>Champ Bailey</b>	<b>Cornerback</b>	<b>Denver</b>	<b>16</b>
3. Shawne Merriman	Linebacker	San Diego	6
4. Brian Urlacher	Linebacker	Chicago	4
5. Ray Lewis	Linebacker	Baltimore	1
Trevor Pryce	Defensive End	Baltimore	1

Honored by the NFL as its October Defensive Rookie of the Month... Picked off a Troy Aikman pass for his first career interception vs. Dal. (9/12)... Was named NFC Defensive Player of the Week after intercepting three passes at Ari. (10/17) to become the youngest player in NFL history to perform such a feat.

**COLLEGE:** Bailey was regarded as one of college football's greatest multiple threats (offense, defense and special teams) in 33 career games (24 starts) at the University of Georgia... Averaged 103.5 all-purpose yards per game and logged 957 plays (547 defense, 301 offense and 109 special teams) on his way to earning consensus All-America and first-team All-Southeastern Conference honors and claiming the Bronko Nagurski Award as the nation's top defensive player during his junior season... Had 52 tackles (four for losses), three interceptions, seven pass breakups, 47 receptions for 744 yards (15.8 avg.), five touchdowns, 16 carries for 84 yards, 12 kickoff returns for 261 yards and four punt returns for 49 yards as a junior.

**PERSONAL:** Bailey attended Charlton County High School in Folkston, Ga., where he was a Class-A all-state selection in football while earning *USA Today* honorable mention All-America honors and second-team all-south accolades... Voted MVP in each of his final three seasons... Rushed for 1,858 yards with 28 touchdowns, threw for 277 yards, averaged 33.3 yards on punts and totaled 37 tackles along with two interceptions as a senior... Rushed for 3,573 yards with 58 touchdowns, passed for 1,211 yards with 10 scores, gained 5,855 total yards and scored 394 points during his prep career... Also posted 80 tackles, eight interceptions and four fumble recoveries... Was an honorable mention all-state selection in basketball and the state high jump champion as a junior... Set a school indoor long jump record of 25-10 3/4 feet to finish third at the SEC Indoor Track and Field Championships as a junior at Georgia in 1998... Younger brother, Boss, was an All-SEC linebacker at Georgia and was selected by the Detroit Lions in the second round of the 2003 NFL Draft... Boss signed with Denver as an unrestricted free agent in 2008... Although his given first name is Roland, Bailey was nicknamed "Champ" by his mother... First back-to-back winner of the Colorado Sports Hall of Fame's Pro Athlete of the Year award (2005-06) and became one of four athletes in the state's history who have won the award multiple times... Named the Denver Athletic Club's Athlete of the Year for 2010... Participated in a U.S. Air Force Thunderbirds ride along in 2012 and visited the Middle East as part of an NFL USO Tour in March 2013... Roland "Champ" Bailey was born on June 22, 1978, in Fort Campbell, Ky., and was raised in Folkston, Ga.

#### BAILEY'S REGULAR SEASON RECORD

Year	Club	G	S	UT	A	TT	S-Yds.	I-Yds.	PD	FF	FR	TD-Int.	TD-FR	S	Pts.
1999	Washington	16	16	64	19	83	1-12	5-55	19	0	0	1	0	0	6
2000	Washington	16	16	52	14	66	0-0	5-48	14	0	1	0	0	0	0
2001	Washington	16	16	49	2	51	0-0	3-17	18	1	1	0	0	0	0
2002	Washington	16	16	67	17	84	0-0	3-2	28	0	0	0	0	0	0
2003	Washington	16	16	61	11	72	0-0	2-2	17	1	2	0	0	0	0
2004	Denver	16	16	74	10	84	0-0	3-0	13	0	0	0	0	0	0
2005	Denver	14	14	62	10	72	0-0	8-139	28	2	0	2	0	0	12
2006	Denver	16	16	84	14	98	0-0	10-162	30	0	1	1	0	0	6
2007	Denver	15	15	68	13	81	0-0	3-3	14	0	0	0	0	0	0
2008	Denver	9	9	45	11	56	1-5	1-0	4	3	0	0	0	0	0
2009	Denver	16	16	62	10	72	0-0	3-18	15	1	0	0	0	0	0
2010	Denver	15	15	41	4	45	1-9	2-0	13	0	0	0	0	0	0
2011	Denver	13	13	35	4	39	0-0	2-0	10	1	0	0	0	0	0
2012	Denver	16	15	61	5	66	0-0	2-18	9	0	0	0	0	0	0
2013	Denver	2	2	6	2	8	0-0	0-0	3	0	0	0	0	0	0
<b>CAREER TOTALS</b>		<b>212</b>	<b>211</b>	<b>831</b>	<b>146</b>	<b>977</b>	<b>3-26</b>	<b>52-464</b>	<b>235</b>	<b>9</b>	<b>5</b>	<b>4</b>	<b>0</b>	<b>0</b>	<b>24</b>
<b>BRONCOS TOTALS</b>		<b>132</b>	<b>131</b>	<b>538</b>	<b>83</b>	<b>621</b>	<b>2-14</b>	<b>34-340</b>	<b>139</b>	<b>7</b>	<b>1</b>	<b>3</b>	<b>0</b>	<b>0</b>	<b>18</b>

**ADDITIONAL STATISTICS:** Special teams tackles — 1999 (12), 2000 (4), 2003 (1), 2007 (5), 2008 (3), 2009 (2), TOTAL (27). Miscellaneous tackles — 2000 (1), TOTAL (1). Punt returns — 2000 (1 for 65 yds., includes a 54-yd. handoff, 1 FC), 2002 (24 for 238 yds., 9.9 avg., 4 FC, 39 LG), TOTAL (25 for 303 yds., 12.1 avg., 5 FC, 54 LG). Kick returns — 2002 (1 for 17 yds.), TOTAL (1 for 17 yds.). Receptions — 2000 (3 for 78 yds., 26.0 avg., 42 LG), 2004 (1 for 11 yds.), TOTAL (4 for 89 yds., 22.3 avg., 42 LG). Rushes — 2000 (1 for 7 yds., TD), 2002 (1 for 4 yds.), TOTAL (2 for 11 yds., 5.5 avg., 7 LG, TD).

#### BAILEY'S POSTSEASON RECORD

Year	Club	G	S	UT	A	TT	S-Yds.	I-Yds.	PD	FF	FR	TD-Int.	TD-FR	S	Pts.
1999	Washington	2	2	4	0	4	0-0	1-5	2	0	0	0	0	0	0
2004	Denver	1	1	7	0	7	0-0	0-0	0	0	0	0	0	0	0
2005	Denver	2	2	3	2	5	0-0	1-100	4	0	0	0	0	0	0
2011	Denver	2	2	3	2	5	0-0	0-0	3	0	0	0	0	0	0
2012	Denver	1	1	2	0	2	0-0	0-0	1	0	0	0	0	0	0
<b>CAREER TOTALS</b>		<b>8</b>	<b>8</b>	<b>19</b>	<b>4</b>	<b>23</b>	<b>0-0</b>	<b>2-105</b>	<b>10</b>	<b>0</b>	<b>0</b>	<b>0</b>	<b>0</b>	<b>0</b>	<b>0</b>
<b>BRONCOS TOTALS</b>		<b>6</b>	<b>6</b>	<b>15</b>	<b>4</b>	<b>19</b>	<b>0-0</b>	<b>1-100</b>	<b>8</b>	<b>0</b>	<b>0</b>	<b>0</b>	<b>0</b>	<b>0</b>	<b>0</b>

BAILEY'S SINGLE-GAME HIGHS

*(Postseason in parentheses)*

**Tackles** — 13 at New Orleans, 11/21/04 (7 at Indianapolis, 1/9/05). **Interceptions** — 3 at Arizona, 10/17/99 (1, twice, last vs. New England, 1/14/06). **Interception return yards** — 70 vs. San Francisco, 12/31/06 (100 vs. New England, 1/14/06). **Passes Defensed** — 7 at N.Y. Giants, 11/17/02 (3, twice, last vs. Pittsburgh, 1/8/12). **Sacks** — 1, three times, last at Kansas City, 12/5/10 (none). **Sack yards** — 12 at Philadelphia, 11/14/99 (none). **Receptions** — 2 vs. Arizona, 12/24/00 (none). **Receiving yards** — 54 vs. Arizona, 12/24/00 (none). **Longest reception** — 42 vs. Arizona, 12/24/00 (none). **Receiving touchdowns** — None (none). **Rushes** — 1, twice, last vs. Philadelphia, 9/16/02 (none). **Rushing yards** — 7 vs. Arizona, 12/24/00 (none). **Longest rush** — 7 vs. Arizona, 12/24/00 (none). **Rushing touchdowns** — 1 vs. Arizona, 12/24/00 (none). **Punt returns** — 5, three times, last vs. Dallas, 12/29/02 (none). **Punt return yards** — 69 at Dallas, 11/28/02 (none). **Longest punt return** — 54-yd. handoff vs. Dallas, 9/18/00 (none). **Punt return touchdowns** — None (none). **Kick returns** — 1 vs. Dallas, 12/29/02 (none). **Kick return yards** — 17 vs. Dallas, 12/29/02 (none). **Longest kick return** — 17 vs. Dallas, 12/29/02 (none). **Kick return touchdowns** — None (none).

BAILEY'S MULTIPLE-INTERCEPTION GAMES (5)

*\*denotes win (Bailey's teams are 4-1 when he records more than one interception in a game.)*

Date	Opponent	I-Yds.
10/17/99	at Arizona*	3-51
9/10/00	at Detroit	2-0
11/5/06	at Pittsburgh*	2-5
12/17/06	at Arizona*	2-3
11/6/11	at Oakland*	2-0

CHAMP BAILEY'S GAME-BY-GAME

*(Victories asterisked)*

2013 DENVER		TACKLES								
Date	Opponent	P/S	UT	A	TT	S-Yds.	I-Yds	PD	FF	FR
Sep 5	vs. Baltimore*				INACTIVE					
Sep 15	at N.Y. Giants*				INACTIVE					
Sep 23	vs. Oakland*				INACTIVE					
Sep 29	vs. Philadelphia*				INACTIVE					
Oct 6	at Dallas*				INACTIVE					
Oct 13	vs. Jacksonville*	S	5	1	6	0-0	0-0	3	0	0
Oct 20	at Indianapolis	S	1	1	2	0-0	0-0	0	0	0
Oct 27	vs. Washington*				INACTIVE					
Nov 10	at San Diego*				INACTIVE					
Nov 17	vs. Kansas City*				INACTIVE					
<b>Regular Season Totals</b>		<b>2/2</b>	<b>6</b>	<b>2</b>	<b>8</b>	<b>0-0</b>	<b>0-0</b>	<b>3</b>	<b>0</b>	<b>0</b>



# MONTEE BALL

28

**RUNNING BACK**

**5-10 • 215 • R • WISCONSIN**

**BORN:** Dec. 5, 1990, in Wentzville, Mo.

**HIGH SCHOOL:** Timberland High School, Wentzville, Mo.

**ACQUIRED:** Draft #3 (58th overall), 2013

**NFL YEAR:** 2nd • **YEAR WITH BRONCOS:** 2nd

**NFL GAMES PLAYED/STARTED:** 10/0 • **POSTSEASON GP/GS:** 0/0



## **BALL AT A GLANCE:**

- A running back who started 32-of-49 games at the University of Wisconsin and totaled 5,140 rushing yards while setting the NCAA Football Bowl Subdivision career scoring record (500 pts.).
- Finished his collegiate career as the NCAA FBS active leader in carries (924), rushing yards (5,140), rushing touchdowns (77) and total touchdowns (82).
- Named the 2012 Doak Walker Award winner after finishing sixth in the nation with 130.7 rushing yards per game and earned first-team All-America and All-Big Ten Conference recognition for the second consecutive season.
- Finished as a finalist for the Heisman Trophy in 2011 after leading the nation with 1,923 rushing yards and tying Barry Sanders' NCAA single-season record with 39 total touchdowns (33 rushing, 6 receiving).
- Burned his redshirt five games into his true freshman year in 2009 and contributed 391 rushing yards and four touchdowns in his first season with the Badgers before following it up with a 996-yard, 18-touchdown campaign as a sophomore.
- Set district records for career rushing yards (8,222) and touchdowns (107) at Wentzville (Mo.) High School, where he was a three-time team captain and Class 5A Player of the Year as a senior in 2008.
- Selected by the Broncos in the second round (58th overall) of the 2013 NFL Draft.

**CAREER TRANSACTIONS:** Signed by Denver as a draft choice 6/13/13.



**2013:** Ball ran for a career-best 61 yards on 11 carries in Denver's Week 3 win vs. Oak. (9/23)... Made his first career special-teams tackle at Ind. (10/20)... Scored his first career touchdown on a 4-yard run and tied his career high with 12 carries vs. Was. (10/27)... Posted his first multiple-touchdown game with a pair of scoring runs and added a special-teams stop vs. K.C. (11/18).

**2012:** Ball was named the winner of the Doak Walker Award as the nation's best running back in addition to capturing consensus first-team All-America and unanimous first-team All-Big Ten Conference honors... Also earned recognition as the league's Ameche-Dayne Running Back of the Year after totaling 1,831 rushing yards with 22 touchdowns on 356 carries (5.1 avg.)... Ranked sixth in the nation with 130.7 rushing yards per game and added 10 receptions for 72 yards (7.2 avg.)... Named MVP of the Big Ten Championship Game after totaling 202 yards rushing and three touchdowns in Wisconsin's 70-31 win vs. Nebraska (12/1).

**2011:** Ball was a finalist for the Heisman Trophy after tying Barry Sanders' NCAA single-season record with 39 total touchdowns (33 rushing, 6 receiving) in addition to leading the nation with 1,923 rushing yards on 307 carries (6.3 avg.)... Scored at least two touchdowns in each of the first 13 games to represent an NCAA record... Averaged 164.0 all-purpose yards and totaled 15 touchdowns in five games against ranked opponents.

**2010:** Ball played 12 games, starting the Badgers' last four contests and rushing for 996 yards and 18 touchdowns on 163 carries (6.1 avg.) to garner honorable mention All-Big Ten honors.

**2009:** Ball burned his redshirt five games into his true freshman campaign and saw action in the season's final nine contests... Contributed 391 rushing yards and four touchdowns on 98 attempts (4.0 avg.).

**HIGH SCHOOL:** Ball attended Timberland High School in Wentzville, Mo., where he amassed 8,222 career rushing yards and 107 rushing touchdowns, capping his prep career by being voted Class 5A Player of the Year as a senior by the Missouri Football Coaches Association... Earned first-team all-state, all-metro, all-district and all-conference recognition after rushing for 2,187 yards and 41 touchdowns on just 213 carries (10.3 avg.) during his final season at Timberland... Totaled 3,077 rushing yards during his junior campaign.

**PERSONAL:** Ball majored in sociology at Wisconsin... First name is pronounced mon-TAY... Montee Ball was born on Dec. 5, 1990, in Wentzville, Mo.

## BALL'S COLLEGIATE RECORD — WISCONSIN

Year	School	G	S	RUSHING					RECEIVING					SCORING					
				No.	Yds.	Avg.	LG	TD	No.	Yds.	Avg.	LG	TD	TD	TDr	TDp	TDrt	2pt	Pts.
2009	Wisconsin	9	0	98	391	4.0	35	4	9	92	10.2	30	0	4	4	0	0	0	24
2010	Wisconsin	12	4	163	996	6.1	44	18	16	128	8.0	14	0	18	18	0	0	0	108
2011	Wisconsin	14	14	307	1,923	6.3	54	33	24	306	12.8	63	6	39	33	6	0	0	234
2012	Wisconsin	14	14	356	1,830	5.1	67	22	10	72	7.2	16	0	22	22	0	0	0	132
<b>CAREER TOTALS</b>		<b>49</b>	<b>32</b>	<b>924</b>	<b>5,140</b>	<b>5.6</b>	<b>67</b>	<b>77</b>	<b>59</b>	<b>598</b>	<b>10.1</b>	<b>63</b>	<b>6</b>	<b>83</b>	<b>77</b>	<b>6</b>	<b>0</b>	<b>0</b>	<b>498</b>


**ADDITIONAL STATISTICS:** Passing — 2011 (2-of-2, 57 yds., 1 TD, 32 LG), TOTAL (2-of-2, 57 yds., 1 TD, 32 LG).

## MONTEE BALL'S GAME-BY-GAME

(Victories asterisked)

2013 DENVER			RUSHING					RECEIVING					SCORING		
Date	Opponent	P/S	No.	Yds.	Avg.	LG	TD	No.	Yds.	Avg.	LG	TD	2pt.	Pts.	
Sep 5	vs. Baltimore*	P	8	24	3.0	9	0	0	0	0.0	—	0	0	0	
Sep 15	at N.Y. Giants*	P	12	14	1.2	3	0	2	27	13.5	15	0	0	0	
Sep 23	vs. Oakland*	P	11	61	5.5	12	0	0	0	0.0	—	0	0	0	
Sep 29	vs. Philadelphia*	P	8	24	3.0	6	0	0	0	0.0	—	0	0	0	
Oct 6	at Dallas*	P	1	1	1.0	1	0	0	0	0.0	—	0	0	0	
Oct 13	vs. Jacksonville*	P	3	15	5.0	15	0	0	0	0.0	—	0	0	0	
Oct 20	at Indianapolis	P	0	0	0.0	—	0	0	0	0.0	—	0	0	0	
Oct 27	vs. Washington*	P	12	38	3.2	8	1	0	0	0.0	—	0	0	0	
Nov 10	at San Diego*	P	5	20	4.0	12	0	0	0	0.0	—	0	0	0	
Nov 17	vs. Kansas City*	P	8	25	3.1	8t	2	3	16	5.3	11	0	0	0	
<b>Regular Season Totals</b>			<b>10/0</b>	<b>68</b>	<b>222</b>	<b>3.3</b>	<b>15</b>	<b>3</b>	<b>5</b>	<b>43</b>	<b>8.6</b>	<b>15</b>	<b>0</b>	<b>0</b>	<b>0</b>

**ADDITIONAL STATISTICS:** Special-teams tackles — 2.



## ZANE BEADLES

68

### OFFENSIVE GUARD

6-4 • 305 • 4TH YR. • UTAH

BORN: Nov. 19, 1986, in Casper, Wyo.

HIGH SCHOOL: Hillcrest High School, Sandy, Utah

ACQUIRED: Draft #2 (45th overall), 2010

NFL YEAR: 4th • YEAR WITH BRONCOS: 4th

NFL GAMES PLAYED/STARTED: 58/56 • POSTSEASON GP/GS: 3/3



### BEADLES AT A GLANCE:

- A fourth-year offensive guard who has started 56-of-58 games during his first four NFL seasons (48 at left guard and eight at right tackle).
- Earned his first career Pro Bowl selection in 2012 after allowing just one sack and finishing the season as the only Broncos player to participate in every offensive or defensive snap.
- Named the Broncos' Walter Payton Man of the Year nominee for his work in the community during the 2012 season.
- Opened all 16 games during the regular season and started both playoff contests for the Broncos in 2011, helping the league's top rushing offense (164.5 ypg.) set the franchise single-season rushing mark.
- Named to *The Sporting News'* All-Rookie Team in 2010 after opening eight contests at left guard and six contests at right tackle, becoming the first NFL rookie since Andre Gurode (Dal., 2002) to start at least six games at two of the three positions along the offensive line (C, G, T).
- Called for just four holding penalties during his first three NFL seasons.
- Played 51 games (50 starts) at the University of Utah, where he was a three-time All-Mountain West Conference selection and received several All-America honors as a senior.
- Named the 2009-10 Mountain West Conference Male Scholar-Athlete of the Year following his senior season and was a four-time Academic All-MWC honoree.
- Selected by the Broncos in the second round (45th overall) of the 2010 NFL Draft.

### 68's TROPHY CASE

Pro Bowl Selections (1) ..... 2012

**CAREER TRANSACTIONS:** Signed by Denver as a draft choice 7/27/10.



**2013:** Beadles was part of an offensive line group that was named a collective offensive player of the week by Sports Illustrated's Peter King for its performance in which it allowed zero sacks and zero quarterback hits against the NFL's top-ranked sack defense vs. K.C. (11/17).

**2012:** Beadles started all 16 regular-season games at left guard for the second consecutive season and was selected to play in his first career Pro Bowl... Represented the only Bronco to play every offensive or defensive snap and allowed just one sack on the season... Named the Broncos' Walter Payton Man of the Year nominee for his efforts in the community... Was one of four starting guards to not allow a sack through the first 13 weeks of the season... Threw a key block down the field on wide receiver Demaryius Thomas' 71-yard touchdown catch-and-run vs. Pit. (9/9) that marked quarterback Peyton Manning's 400th career touchdown pass... Started at left guard in Denver AFC Divisional Playoff Game vs. Bal. (1/12).

**2011:** Beadles started all 16 regular-season games and both playoff contests for Denver at left guard... Part of the only offensive line in the NFL to open every regular-season game with the same five individuals... Helped the Broncos finish first in the league in rushing with a team-record 164.5 yards per game on the ground.

**2010:** Selected by the Broncos in the second round (45th overall) of the 2010 NFL Draft, Beadles appeared in

### GREAT START TO BEADLES' CAREER

#### MOST STARTS AMONG OFFENSIVE LINEMEN WHO ENTERED THE NFL IN 2010, REGULAR SEASON

	Player	Team	Starts
1.	Anthony Davis	San Francisco	48
	Mike Lupati	San Francisco	48
3.	Zane Beadles	Denver	46



all 16 games (14 starts), opening six contests at right tackle before starting the final eight games at left guard... Became the first rookie since Andre Gurode (Dal., 2002) to start at least six games at two of the three positions along the offensive line (C, G, T)... Was one of six NFL rookie offensive linemen to start at least 14 games in 2010, earning him a spot on *The Sporting News*' All-Rookie Team... Called for just two penalties (15 yds.) during the season... Started at right tackle at Jac. (9/12) to become the first player in franchise history to start a season opener at that position in his rookie campaign.

**COLLEGE:** Beadles played 51 career games (50 starts) at the University of Utah, earning first-team All-Mountain West Conference accolades in his final two seasons... Recorded 313 career knockdown/key blocks to go along with 45 touchdown blocks while opening 38 contests at left tackle and 12 games at left guard... Received first-team All-America honors from the Football Writers Association and *College Football News* as a senior and was chosen as the 2009-10 MWC Male Scholar-Athlete of the Year... Voted a finalist for the Wuerffel Trophy (athletics, academics and community) and was a Lowe's Senior CLASS second-team All-American... Named Utah's Top Offensive Lineman as a junior with a career-best 109 knockdowns/key blocks in addition to 13 touchdown blocks.

**PERSONAL:** Beadles was a team-captain and three-year starter at Hillcrest High School in Sandy, Utah, where he did not miss a game during his career... Started along the offensive and defensive lines, recording 93 tackles, six sacks and one interception on defense and allowing zero sacks on offense as a senior to earn first-team all-state and all-region honors... Majored in mechanical engineering at Utah and earned a postgraduate scholarship from the NCAA for his classroom performance... Stepfather, Joe Legerski, is the women's basketball coach at the University of Wyoming... Zane Dae Beadles was born on Nov. 19, 1986, in Casper, Wyo.

#### BEADLES' REGULAR SEASON RECORD

Year	Club	G	S
2010	Denver	16	14
2011	Denver	16	16
2012	Denver	16	16
2013	Denver	10	10
<b>CAREER TOTALS</b>		<b>58</b>	<b>56</b>

**ADDITIONAL STATISTICS:** Miscellaneous tackles — 2012 (1), 2013 (1) TOTAL (2).

#### BEADLES' POSTSEASON RECORD

Year	Club	G	S
2011	Denver	2	2
2012	Denver	1	1
<b>CAREER TOTALS</b>		<b>3</b>	<b>3</b>

**ADDITIONAL STATISTICS:** Miscellaneous tackles — 2012 (1), TOTAL (1).





## OMAR BOLDEN

31

### CORNERBACK



5-10 • 195 • 2ND YR. • ARIZONA STATE

**BORN:** Dec 20, 1988, in Ontario, Calif.

**HIGH SCHOOL:** Colony High School, Ontario, Calif.

**ACQUIRED:** Draft #4a (101st overall), 2012

**NFL YEAR:** 2nd • **YEAR WITH BRONCOS:** 2nd

**NFL GAMES PLAYED/STARTED:** 26/0 • **POSTSEASON GP/GS:** 1/0

### BOLDEN AT A GLANCE:

- A second-year cornerback who saw action in every game as a rookie in 2012 and ranked third on the club with nine special-teams stops in the regular season.
- Totaled a team-high 14 kickoff returns for 270 yards (19.3 avg.) in 2012.
- Started four years for Arizona State University and totaled 138 career tackles (112 solo), seven interceptions (114 yds.) and 21 pass breakups.
- Missed his senior season in 2011 after injuring his knee during spring practices but was still selected as a team captain for ASU.
- Voted one of four unanimous first-team All-Pac-10 Conference players following his red-shirt junior season in 2010 at cornerback in addition to receiving second-team all-conference recognition as a return specialist.
- Played 29 consecutive games to begin his collegiate career, including 23 starts during that period, before suffering a mid-season injury in 2009 and being granted a medical redshirt by the NCAA.
- Selected by the Broncos in the fourth round (101st overall) of the 2012 NFL Draft.

**CAREER TRANSACTIONS:** Signed by Denver as a draft choice 5/18/12.



**2013:** Bolden made a special-teams stop vs. K.C. (11/17).

**2012:** Selected by the Broncos in the fourth round (101st overall) of the 2012 NFL Draft, Bolden played all 16 regular-season contests as well as Denver's playoff game during his rookie year and ranked third on the club with nine special-teams stops to go along with four defensive tackles and a pass breakup... Returned a team-high 14 kickoffs for 270 yards (19.3 avg.).

**COLLEGE:** Bolden was a four-year starter at Arizona State University, where he totaled 138 tackles (112 solo), seven interceptions (114 yds.) and 21 pass breakups during his collegiate career... Missed his 2011 senior campaign after duffering a knee injury during spring practices... Selected as one of four unanimous first-team All-Pac 10 Conference performers as a cornerback in 2010 in addition to receiving second-team all-conference accolades as a return specialist... Saw action in 29 straight games to begin his career with the Sun Devils before an injury midway through the 2009 season that led to a medical redshirt.

**PERSONAL:** Bolden attended Colony High School in Ontario, Calif., where he played running back and cornerback... Named the CIF Central Division Most Valuable Player and the Inland Valley Player of the Year following his senior campaign in which he led Colony to its first CIF title by winning the league rushing crown (2,003 yards and 26 touchdowns)... Totaled 80 tackles and one interception on defense during his final prep season... Graduated from ASU in the spring of 2011 with a degree in interdisciplinary studies (justice studies/sociology)... Created a website ([www.omarbolden.com/positive-living](http://www.omarbolden.com/positive-living)) and designs elastic bracelets to promote the benefits of optimistic thinking through "Positive Living"... Omar Bolden was born on Dec. 20, 1988, in Ontario, Calif.

### BOLDEN'S REGULAR SEASON RECORD

Year	Club	G	S	UT	A	TT	S-Yds.	I-Yds.	PD	FF	FR	TD-Int.	TD-FR	S	Pts.
2012	Denver	16	0	4	0	4	0-0	0-0	1	0	0	0	0	0	0
2013	Denver	10	0	2	0	2	0-0	0-0	0	0	0	0	0	0	0
<b>CAREER TOTALS</b>		<b>26</b>	<b>0</b>	<b>6</b>	<b>0</b>	<b>6</b>	<b>0-0</b>	<b>0-0</b>	<b>1</b>	<b>0</b>	<b>0</b>	<b>0</b>	<b>0</b>	<b>0</b>	<b>0</b>

**ADDITIONAL STATISTICS:** Special teams tackles — 2012 (9), 2013 (1) TOTAL (10). Kickoff returns — 14 for 270 (19.3 avg.), 33 LG.

### BOLDEN'S POSTSEASON RECORD

Year	Club	G	S	UT	A	TT	S-Yds.	I-Yds.	PD	FF	FR	TD-Int.	TD-FR	S	Pts.
2012	Denver	1	0	0	0	0	0-0	0-0	0	0	0	0	0	0	0
<b>CAREER TOTALS</b>		<b>1</b>	<b>0</b>	<b>0</b>	<b>0</b>	<b>0</b>	<b>0-0</b>	<b>0-0</b>	<b>0</b>	<b>0</b>	<b>0</b>	<b>0</b>	<b>0</b>	<b>0</b>	<b>0</b>

**ADDITIONAL STATISTICS:** Special teams tackles — 2012 (1), TOTAL (1).

## BOLDEN'S SINGLE-GAME HIGHS

(Postseason in parentheses)

**Tackles** — 3 vs. Cleveland, 12/23/12 (none). **Interceptions** — None (none). **Interception return yards** — None (none). **Kick returns** — 4 at San Diego, 10/15/12 (none). **Kick return yards** — 68 at San Diego, 10/15/12 (none). **Longest kick return** — 33 at New England, 10/7/12 (none). **Kick return touchdowns** — None (none).

## OMAR BOLDEN'S GAME-BY-GAME

(Victories asterisked)

2013 DENVER		TACKLES								
Date	Opponent	P/S	UT	A	TT	S-Yds.	I-Yds.	PBU	FF	FR
Sep 5	vs. Baltimore*	P	0	0	0	0-0	0-0	0	0	0
Sep 15	at N.Y. Giants*	P	0	0	0	0-0	0-0	0	0	0
Sep 23	vs. Oakland*	P	0	0	0	0-0	0-0	0	0	0
Sep 29	vs. Philadelphia*	P	0	0	0	0-0	0-0	0	0	0
Oct 6	at Dallas*	P	2	0	2	0-0	0-0	0	0	0
Oct 13	vs. Jacksonville*	P	0	0	0	0-0	0-0	0	0	0
Oct 20	at Indianapolis	P	0	0	0	0-0	0-0	0	0	0
Oct 27	vs. Washington*	P	0	0	0	0-0	0-0	0	0	0
Nov 10	at San Diego*	P	0	0	0	0-0	0-0	0	0	0
Nov 17	vs. Kansas City*	P	0	0	0	0-0	0-0	0	0	0
<b>Regular Season Totals</b>			<b>10/0</b>	<b>2</b>	<b>0</b>	<b>2</b>	<b>0-0</b>	<b>0-0</b>	<b>0</b>	<b>0</b>

**ADDITIONAL STATISTICS:** Special teams tackles — 1.



## AARON BREWER

46

### LONG SNAPPER

6-5 • 230 • 2ND YR. • SAN DIEGO STATE

BORN: July. 25, 1990, in Fullerton, Calif.

HIGH SCHOOL: Troy High School, Fullerton, Calif.

ACQUIRED: College Free Agent, 2012

NFL YEAR: 2nd • YEAR WITH BRONCOS: 2nd

NFL GAMES PLAYED/STARTED: 26/0 • POSTSEASON GP/GS: 1/0



### BREWER AT A GLANCE:

- A second-year long snapper who has seen action in every possible game during his professional and collegiate career.
- Earned Denver's long-snapper job during training camp of his rookie campaign in 2012 and made two special-teams stops for the Broncos during the regular season.
- Totaled 15 special-teams tackles for San Diego State University, where he was a four-time All-Mountain West Conference selection during his four seasons with the Aztecs.
- Entered the NFL with Denver as a college free agent on May 3, 2012.

**CAREER TRANSACTIONS:** Signed by Denver as a college free agent 5/3/12.



**2013:** Brewer made a special-teams tackle in Denver's season-opening win vs. Bal. (9/5)... Posted a special-teams stop vs. Phi. (9/29).

**2012:** Brewer, who entered the NFL with the Broncos as a college free agent on May 3, earned Denver's long-snapper job during training camp and played every game for Denver in 2012... Posted two special-teams stops during the regular season.

**COLLEGE:** Brewer appeared in all 50 possible games for San Diego State University, where he was a four-time All-Mountain West Conference selection... Posted 15 career special-teams tackles, including six stops (five solo) as a senior in 2011... Was part of an Aztec special-teams unit that converted 160-of-170 PATs and 41-of-66 field-goal attempts... Contributed to a punting team that made 250 punts for 10,599 yds. (42.4 avg.).

**PERSONAL:** Brewer attended Troy High School in Fullerton, Calif., where he was an all-conference linebacker in addition to his long-snapping duties... Rated as the No. 3 long snapper in the country by chrissailerkicking.com following his senior season... Majored in finance at San Diego State... Aaron Brewer was born on July 5, 1989.

### BREWER'S REGULAR SEASON RECORD

Year	Club	G	S
2012	Denver	16	0
2013	Denver	10	0
<b>CAREER TOTALS</b>		<b>26</b>	<b>0</b>

**ADDITIONAL STATISTICS:** *Special teams tackles — 2012 (2), 2013 (1), TOTAL (3).*

### BREWER'S POSTSEASON RECORD

Year	Club	G	S
2012	Denver	1	0
<b>CAREER TOTALS</b>		<b>1</b>	<b>0</b>



## DAVID BRUTON

30

SAFETY



6-2 • 217 • 5TH YR. • NOTRE DAME

BORN: July 23, 1987, in Winchester, Ky.

HIGH SCHOOL: Miamisburg (Ohio) High School

ACQUIRED: Draft #4a (114th overall), 2009

NFL YEAR: 5th • YEAR WITH BRONCOS: 5th

NFL GAMES PLAYED/STARTED: 71/4 • POSTSEASON GP/GS: 3/2

### BRUTON AT A GLANCE:

- A fifth-year safety who played 62-of-65 possible regular-season games during his first four NFL campaigns, ranking second on the Broncos with 32 special-teams tackles during that span.
- Voted a season captain for the first time of his career in 2013.
- Appeared in all 16 regular-season games in 2012, leading the Broncos in special-teams plays (376) and being named a third alternate for the AFC Pro Bowl squad as a special-teamer.
- Played 15 regular-season games (1 start) in 2011, ranking third on the team with eight special-teams tackles, before opening both playoff games at free safety and tying for the club lead with 15 defensive stops.
- Saw action in all 16 games (2 starts) for Denver in 2010, recording 14 tackles (12 solo) and a pass breakup on defense along with a career-high 12 tackles and two fumble recoveries on special teams.
- Started during his final two years at the University of Notre Dame, leading the Fighting Irish with 182 tackles and seven interceptions during that stretch.
- Posted 97 tackles (61 solo) as a senior at Notre Dame that marked the third-highest single-season total by a defensive back in school history to earn honorable mention All-America recognition from *The NFL Draft Report*.
- Established himself as one of the top special-teams gunners in the country while appearing in 596 career special-teams plays at Notre Dame.
- Selected by the Broncos in the fourth round (114th overall) of the 2009 NFL Draft.

**CAREER TRANSACTIONS:** Signed by Denver as a draft choice 7/27/09.



**2013:** Bruton was elected as a team captain prior to the season by his teammates... Blocked a punt that led to a Broncos' touchdown two plays later and added a quarterback hit vs. Bal. (9/5)... Tied for the team lead with a career-best three special-teams stops at NYG (9/15)... Accounted for the game's second-longest play with a 35-yard run on a fake punt vs. Jac. (10/13)... Led the team with two special-teams tackles vs. K.C. (11/17).

**2012:** Bruton played all 16 games for the second time in his career and was named a third alternate to the AFC Pro Bowl squad as a special-teamer... Contributed two solo tackles and one interception (-2 yds.) on defense in addition to three special-teams stops... Deflected a Shane Lechler punt in the third quarter vs. Oak. (9/30) to give Denver possession inside the red zone... Recovered an onside kick to seal the victory for Denver at Cin. (11/4)... Made his first career interception, picking off former Notre Dame and Broncos teammate Brady Quinn to close Denver's win at K.C. (11/25).

**2011:** Bruton played 15 games (1 start) in the regular season and totaled 13 solo tackles on defense in addition to eight special-teams stops which ranked third on the club... Opened both of Denver's playoff games, tying for the team lead with 15 defensive tackles (11 solo) and adding a pass defended.

**2010:** Bruton played all 16 games (2 starts) and totaled 14 tackles (12 solo) and one pass defended on defense... Finished second on the club with 12 special-teams stops and recovered two fumbles on special-teams units... Deflected a punt and recorded a season-high two special-teams stops vs. Stl. (11/28)... Started Games 12-13 in place of injured safety Brian Dawkins.

**2009:** Selected by the Broncos in the fourth round (114th overall) of the 2009 NFL Draft, Bruton appeared in 14 games (1 start) for the club as a rookie and posted five tackles (4 solo) along with one pass breakup... Tied for fourth on the Broncos with nine special-teams tackles... Notched two special-teams stops at S.D. (10/19), at Bal. (11/1) and vs. NYG (11/26)... Made his first career start vs. Oak. (12/20), replacing Renaldo Hill, and finished the game with five tackles (4 solo) and one pass breakup.

**COLLEGE:** Bruton totaled 214 tackles (138 solo), one sack (10 yds.), seven interceptions (77 yds.), 16 pass breakups, three forced fumbles and three fumble recoveries in 48 games (24 starts) at the University of Notre

Dame... Saw extensive action on special teams, appearing in 596 career special-teams plays during his time at Notre Dame... Started all 13 games as a senior team captain and totaled 97 tackles (61 solo), four interceptions (57 yds.), 10 pass breakups, two forced fumbles and two fumble recoveries to earn honorable mention All-America honors from *The NFL Draft Report*... Led Notre Dame with four interceptions and ranked second on the team with 97 tackles that marked the third-best single-season total by a defensive back in school annals... Played 12 games (11 starts) as a junior for Notre Dame and led the team with three interceptions.

**PERSONAL:** Bruton attended Miamisburg (Ohio) High School, where he totaled 112 tackles, 11 interceptions and 470 receiving yards during his final two seasons... Earned All-Division I-II and All-Area honors from the *Dayton Daily News* as well as all-district accolades as a senior after posting 54 tackles and three interceptions... Received all-conference honors and was a special mention All-Southwest Ohio selection as a junior, posting 58 tackles and eight interceptions that year... Had 200 receiving yards as a senior and 270 receiving yards as a junior... Majored in both political science and sociology at Notre Dame... Worked as a substitute teacher in his hometown of Miamisburg during the 2011 offseason... David Lee Bruton was born on July 23, 1987, in Winchester, Ky.

### BRUTON'S REGULAR SEASON RECORD

Year	Club	G	S	UT	A	TT	S-Yds.	I-Yds.	PD	FF	FR	TD-Int.	TD-FR	S	Pts.
2009	Denver	14	1	4	1	5	0-0	0-0	1	0	0	0	0	0	0
2010	Denver	16	2	12	2	14	0-0	0-0	1	0	0	0	0	0	0
2011	Denver	15	1	13	0	13	0-0	0-0	3	0	0	0	0	0	0
2012	Denver	16	0	2	0	2	0-0	1--2	1	0	0	0	0	0	0
2013	Denver	10	0	3	0	3	0-0	0-0	0	0	0	0	0	0	0
<b>CAREER TOTALS</b>		<b>71</b>	<b>4</b>	<b>34</b>	<b>3</b>	<b>37</b>	<b>0-0</b>	<b>1--2</b>	<b>6</b>	<b>0</b>	<b>0</b>	<b>0</b>	<b>0</b>	<b>0</b>	<b>0</b>

**ADDITIONAL STATISTICS:** Special teams tackles — 2009 (9), 2010 (12), 2011 (8), 2012 (3), 2013 (5), TOTAL (37). Special teams fumbles — 2009 (1FF), 2010 (2FR), TOTAL (1FF, 2 FR). Blocked punts — 2013 (1) TOTAL (1). One carry (fake punt) for 35 yards vs. Jacksonville, 10/13/13.

### BRUTON'S POSTSEASON RECORD

Year	Club	G	S	UT	A	TT	S-Yds.	I-Yds.	PD	FF	FR	TD-Int.	TD-FR	S	Pts.
2011	Denver	2	2	11	4	15	0-0	0-0	1	0	0	0	0	0	0
2012	Denver	1	0	0	0	0	0-0	0-0	0	0	0	0	0	0	0
<b>CAREER TOTALS</b>		<b>3</b>	<b>2</b>	<b>11</b>	<b>4</b>	<b>15</b>	<b>0-0</b>	<b>0-0</b>	<b>1</b>	<b>0</b>	<b>0</b>	<b>0</b>	<b>0</b>	<b>0</b>	<b>0</b>

### BRUTON'S SINGLE-GAME HIGHS

(Postseason in parentheses)

**Tackles** — 6, twice, last at Arizona, 12/12/10 (8 vs. Pittsburgh, 1/8/12). **Interceptions** — 1 at Kansas City, 11/25/12 (none). **Interception return yards** — -2 at Kansas City, 11/25/12 (none). **Passes defended** — 1, six times, last at Kansas City, 11/25/12 (1 vs. Pittsburgh, 1/8/12). **Special-teams tackles** — 3 at N.Y. Giants, 9/15/2013 (none).

### DAVID BRUTON'S GAME-BY-GAME

(Victories asterisked)

2013 DENVER		TACKLES									
Date	Opponent	P/S	UT	A	TT	S-Yds.	I-Yds.	PD	FF	FR	
Sep 5	vs. Baltimore*	P	0	0	0	0-0	0-0	0	0	0	
Sep 15	at N.Y. Giants*	P	1	0	1	0-0	0-0	0	0	0	
Sep 23	vs. Oakland*	P	0	0	0	0-0	0-0	0	0	0	
Sep 29	vs. Philadelphia*	P	0	0	0	0-0	0-0	0	0	0	
Oct 6	at Dallas*	P	0	0	0	0-0	0-0	0	0	0	
Oct 13	vs. Jacksonville*	P	0	0	0	0-0	0-0	0	0	0	
Oct 20	at Indianapolis	P	0	0	0	0-0	0-0	0	0	0	
Oct 27	vs. Washington*	P	0	0	0	0-0	0-0	0	0	0	
Nov 10	at San Diego*	P	2	0	2	0-0	0-0	0	0	0	
Nov 17	vs. Kansas City*	P	0	0	0	0-0	0-0	0	0	0	
<b>Regular Season Totals</b>			<b>9/0</b>	<b>3</b>	<b>0</b>	<b>3</b>	<b>0-0</b>	<b>0-0</b>	<b>0</b>	<b>0</b>	<b>0</b>

**ADDITIONAL STATISTICS:** Special-teams tackles — 5. Blocked punts — 1, vs. Baltimore, 9/5. One carry for 35 yards vs. Jacksonville, 10/13.





## ANDRE CALDWELL

12

WIDE RECEIVER

6-0 • 200 • 6TH YR. • FLORIDA

BORN: April 15, 1985, in Tampa Fla.

HIGH SCHOOL: Thomas Jefferson High School, Tampa, Fla.

ACQUIRED: Unrestricted Free Agent (Cincinnati), 2012

NFL YEAR: 5th • YEAR WITH BRONCOS: 2nd

NFL GAMES PLAYED/STARTED: 69/14 • POSTSEASON GP/GS: 1/1



### CALDWELL AT A GLANCE:

- A sixth-year wide receiver in his second year with the Broncos who played 59 games (14 starts) and totaled 125 receptions for 1,190 yards (9.5 avg.) with six touchdowns in his first five NFL seasons with Cincinnati (2008-11) and Denver (2012).
- Averaged nearly 38 receptions per year from 2009-11, highlighted by his '09 campaign in which he played all 16 games (3 starts) and set career highs in catches (51), receiving yards (432) and touchdowns (3) for the AFC North-Champion Bengals.
- Played 53 career games at the University of Florida and left as the school's all-time leader in receptions (185), while ranking third in Gator annals in receiving yards (2,349).
- Younger brother of Reche Caldwell, who played six NFL seasons with San Diego (2002-05), New England (2006) and Washington (2007).
- Joined the Broncos as an unrestricted free agent on March 30, 2012.
- Selected by Cincinnati in the third round (97th overall) of the 2008 NFL Draft.

**CAREER TRANSACTIONS:** Signed by Cincinnati as a draft choice 7/27/08; Signed by Denver as an unrestricted free agent 3/30/12.



**2013:** Caldwell caught one pass for a 28-yard touchdown that gave Denver a 21-17 lead in the third quarter vs. Bal. (9/5)... Caught his longest pass as a Bronco, a 36-yard reception at NYG (9/15)... Made a pair of special-teams stops at Ind. (10/20)... Made a special-teams tackle vs. K.C. (11/17).

**2012:** Caldwell played eight games in his first season with the Broncos and totaled one reception for 18 yards, one rush for 14 yards and one special-teams tackle... Inactive for eight regular-season contests as well as Denver's AFC Divisional Playoff Game vs. Bal. (1/12).

**2011:** Caldwell played 13 games (2 starts) for the Bengals and totaled 37 receptions for 317 yards (8.6 avg.) and tied a career-high with three touchdowns... Posted multiple catches in 11-of-13 games played... Recorded the longest touchdown reception (49 yds.) of his career at Bal. (11/20)... Missed the Bengals' final three regular-season games and the postseason due to a hernia... Officially placed on injured reserve on Dec. 27.

**2010:** Caldwell saw action in 15 games, including a career-high five starts, and registered 25 receptions for 345 yards (13.8 avg.)... Totaled the three highest receiving yardage outputs of his career over the last three weeks of the season, averaging five receptions and 90 yards per game over that span... Set career-highs in catches (7) and receiving yards (94) in Cincinnati's season finale at Bal. (1/2).

**2009:** Caldwell played all 16 games (3 starts) for the first time in his career and tallied a career-best 51 receptions for 432 yards (8.5 avg.) with three touchdowns for the AFC North Champions... Returned 29 kickoffs for 539 yards (18.6 avg.)... Recorded two catches for 25 yards (12.5 avg.) in Cincinnati's AFC Wild Card Game vs. NYJ (1/9)... Produced multiple receptions in 15-of-17 games played, including the postseason.

**2008:** Selected by the Bengals in the third round (97th overall) of the 2008 NFL Draft, Caldwell played seven games (4 starts) as a rookie and caught 11 passes for 78 yards (7.1 avg.)... Returned 13 kickoffs for 338 yards (26.0 avg.)... Made his NFL debut vs. Pit. (10/19) and returned three kickoffs for 88 yards (29.3 avg.)... Made three receptions for 26 yards (8.7 avg.) in his first career start at Pit. (11/20).

**COLLEGE:** Caldwell played 53 games for the University of Florida and left as the school's all-time receptions leader (185), while ranking third all-time in receiving yards (2,349)... Accounted for 20 total touchdowns (16 receiving, 4 rushing)... Totaled 56 receptions for 761 yards (13.6 avg.) with seven touchdowns as a senior in 2007... Caught a touchdown pass in Florida's national title game victory over Ohio State to cap his junior campaign... Played all 13 games as a true freshman in 2003 and earned Southeastern Conference All-Freshman Team honors from *The Sporting News*.

**PERSONAL:** Caldwell attended Thomas Jefferson High School in Tampa, Fla., where he earned senior All-America honors from *Parade* and *SuperPrep* after scoring 38 touchdowns and leading his team to a 13-2 record and a berth in the state title game... Older brother, Reche Caldwell, played six seasons as a wide receiver in the NFL with San Diego (2002-05), New England (2006) and Washington (2007)... Majored in sociology at Florida... Andre Caldwell, who is nicknamed 'Bubba,' was born on April 15, 1985, in Tampa, Fla.

## CALDWELL'S REGULAR SEASON RECORD

Year	Club	G	S	No.	RECEIVING				TD	KICKOFF RETURNS				SCORING						
					Yds.	Avg.	LG			No.	Yds.	Avg.	LG	TD	TD	TDr	TDp	TDrt	2pt	Pts.
2008	Cincinnati	7	4	11	78	7.1	15		0	13	338	26.0	43	0	0	0	0	0	0	0
2009	Cincinnati	16	3	51	432	8.5	24		3	29	539	18.6	39	0	3	0	3	0	0	18
2010	Cincinnati	15	5	25	345	13.8	53		0	3	79	26.3	32	0	0	0	0	0	0	0
2011	Cincinnati	13	2	37	317	8.6	49t		3	0	0	0.0	—	0	3	0	3	0	0	18
2012	Denver	8	0	1	18	18.0	18		0	0	0	0.0	—	0	0	0	0	0	0	0
2013	Denver	10	0	4	83	23.0	36		1	0	0	0.0	—	0	1	0	1	0	0	6
CAREER TOTALS		69	14	129	1,273	9.9	53		7	45	956	21.2	43	0	7	0	7	0	0	42
BRONCOS TOTALS		18	0	5	101	20.2	36		1	0	0	0.0	—	0	1	0	1	0	0	6

**ADDITIONAL STATISTICS:** *Rushing* — 2008 (5-53, 10.6 avg., 16 LG, 0 TD), 2009 (3-22, 7.3 avg., 15 LG, 0 TD), 2010 (1--2, -2.0 avg., -2 LG, 0 TD), 2012 (1-14, 14.0 avg., 14 LG, 0 TD), 2013 (1-7, 7.0 avg., 7 LG, 0 TD) **TOTAL** (11-94, 8.5 avg., 26 LG, 0 TD). *Special teams tackles* — 2008 (1), 2010 (2), 2011 (1), 2013 (3), **TOTAL** (7). *Returned a punt for 0 yards at N.Y. Jets* (11/25/10).

## CALDWELL'S POSTSEASON RECORD

Year	Club	G	S	No.	RECEIVING				TD	KICKOFF RETURNS					SCORING					2pt	Pts.
					Yds.	Avg.	LG			No.	Yds.	Avg.	LG	TD	TD	TDp	TDrt				
2009	Cincinnati	1	1	2	25	12.5	13	0	0	0	0.0	—	0	0	0	0	0	0	0		
CAREER TOTALS		1	1	2	25	12.5	13	0	0	0	0.0	—	0	0	0	0	0	0	0		

## CALDWELL'S SINGLE-GAME HIGHS

(Postseason in parentheses)

**Receptions** — 7 at Baltimore, 1/2/11 (2 vs. N.Y. Jets 1/9/10). **Receiving yards** — 94 at Baltimore, 1/2/11 (25 vs. N.Y. Jets, 1/9/10). **Longest reception** — 53 vs. Cleveland, 12/19/10 (13 vs. N.Y. Jets, 1/9/10). **Receiving touchdowns** — 1, seven times, last vs. Baltimore, 9/5/13 (none). **Kick returns** — 6 at Indianapolis, 12/7/08 (none). **Kick return yards** — 154 at Indianapolis, 12/7/08 (none). **Longest kick return** — 43 vs. Baltimore, 11/30/08 (none). **Kick return touchdowns** — None (none).

## ANDRE CALDWELL'S GAME-BY-GAME

(Victories asterisked)

2013 DENVER			RECEIVING							KICK RETURNS				SCORING			
Date	Opponent	P/S	No.	Yds.	Avg.	LG	TD	No.	Yds.	Avg.	LG	TD	2pt.	Pts.			
Sep 5	vs. Baltimore*	P	1	28	28.0	28t	1	0	0	0.0	—	0	0	6			
Sep 15	at N.Y. Giants*	P	1	36	36.0	36	0	0	0	0.0	—	0	0	0			
Sep 23	vs. Oakland*	P	0	0	0.0	—	0	0	0	0.0	—	0	0	0			
Sep 29	vs. Philadelphia*	P	1	5	5.0	5	0	0	0	0.0	—	0	0	0			
Oct 6	at Dallas*	P	0	0	0.0	—	0	0	0	0.0	—	0	0	0			
Oct 13	vs. Jacksonville*	P	0	0	0.0	—	0	0	0	0.0	—	0	0	0			
Oct 20	at Indianapolis*	P	0	0	0.0	—	0	0	0	0.0	—	0	0	0			
Oct 27	vs. Washington*	P	1	14	14.0	14	0	0	0	0.0	—	0	0	0			
Nov 10	at San Diego*	P	0	0	0.0	—	0	0	0	0.0	—	0	0	0			
Nov 17	vs. Kansas City*	P	0	0	0.0	—	0	0	0	0.0	—	0	0	0			
<b>Regular Season Totals</b>			<b>10/0</b>	<b>4</b>	<b>83</b>	<b>20.8</b>	<b>36</b>	<b>1</b>	<b>0</b>	<b>0</b>	<b>0.0</b>	<b>—</b>	<b>0</b>	<b>0</b>			

**ADDITIONAL STATISTICS:** *Rushing* — 1 carry for 7 yards. *Special-teams tackles* — 3.





## TONY CARTER

32

CORNERBACK

5-9 • 175 • 5TH YR. • FLORIDA STATE

BORN: May 24, 1986, in Jacksonville, Fla.

HIGH SCHOOL: Mandarin High School, Jacksonville, Fla.

ACQUIRED: Free Agent, 2011

NFL YEAR: 5th • YEAR WITH BRONCOS: 4th

NFL GAMES PLAYED/STARTED: 28/3 • POSTSEASON GP/GS: 3/0



### CARTER AT A GLANCE

- A fifth-year cornerback who played 22 career regular-season games (1 start) in addition to three playoff contests with Denver (2009, '11-12) and New England (2010) and totaled 26 tackles (22 solo), two interceptions (55 yds.), 13 passes defended and two fumble recoveries in his first four seasons.
- Allowed the fewest completions (27) among players with at least 60 defensive targets during the 2012 season as one of just three NFL players with a fumble recovery for a touchdown and interception for a touchdown.
- Became the 14th player in team history to recover a fumble and intercept a pass in the same game at San Diego (10/15/12).
- Saw action in three regular-season contests and both playoff games for Denver in 2011 after spending a portion of the year on the team's practice squad.
- Spent the first 13 games of the 2010 season on New England's practice squad before being promoted to the Patriots' active roster for the final three weeks.
- Competed on Denver's practice squad for the first 14 weeks of his rookie year in 2009 before spending the final three weeks of the season on its active roster, playing in two games (1 start).
- Started 33 consecutive games to finish his career at Florida State University, where he opened all 50 games played for his collegiate career.
- Received second-team All-Atlantic Coast Conference honors as a 13-game starter for the Seminoles as a senior.
- Joined the Broncos as a free agent on Nov. 30, 2011.
- Entered the NFL with Denver as a college free agent on April 27, 2009.

**CAREER TRANSACTIONS:** Signed by Denver as a college free agent 4/27/09; Waived by Denver 9/5/09; Signed by Denver (practice squad) 9/6/09; Signed by Denver (active roster) 12/19/09; Waived/injured by Denver 8/23/10; Signed by New England (practice squad) 9/7/10; Signed by New England (active roster) 12/18/10; Waived by New England 7/29/11; Signed by Minnesota 8/11/11; Waived by Minnesota 9/3/11; Signed by Denver (practice squad) 11/30/11; Signed by Denver (active roster) 12/13/11.



**2013:** Carter made his second career start and set a career high with four pass breakups that tied for the sixth-most in team history in a single game vs. Bal. (9/5)... Intercepted a pass and matched his career high with four pass breakups and one tackle for loss in Denver's Week 2 win at NYG (9/15)... Started in Week 3 vs. Oak. (9/23), but left the game with an ankle injury.

**2012:** Carter set career highs in every category, finishing with 24 tackles, two interceptions, 12 pass breakups, one fumble recovery and two defensive touchdowns (one fumble return, one interception return) in 15 regular-season games... Totaled the most pass breakups (12) in the NFL by a non-starter and tied for third among undrafted players... Represented one of three players to return both an interception and fumble for a touchdown... Allowed the fewest completions (27) among NFL players targeted at least 60 times... Recorded the sixth-longest fumble return for a touchdown in team history (65 yds.) and became the 14th player in Broncos history to recover a fumble and intercept a pass in the same game at S.D. (10/15)... Intercepted Panthers quarterback Cam Newton's pass and returned it 40 yards for his second touchdown of the season at Car. (11/11)... Made a special-teams stop in Denver's AFC Divisional Playoff Game vs. Bal. (1/12).

### CARTER IS A STICKY DEFENDER

#### FEWEST COMPLETIONS ALLOWED, NFL, 2012 (MIN. 60 DEFENSIVE TARGETS)

Player	Tgt.	Rec.	Pct.
1. Tony Carter, Den.	60	27	45.0
2. Ike Taylor, Pit.	73	29	39.7
3. Casey Hayward, G.B.	69	30	43.5
4. Brandon Browner, Sea.	65	30	46.2
5. Robert McClain	63	33	52.4

**2011:** Carter played in Denver's final three regular-season games and both playoff contests after spending two weeks on the club's practice squad... Signed to the practice squad on Nov. 30... Contributed a special-teams tackle in Denver's AFC Divisional Playoff Game at N.E. (1/14).

**2010:** Carter was signed to New England's practice squad on Sept. 7 after being waived/injured by Denver on Aug. 23... Spent the first 13 games of the season on the Patriots' practice squad before being promoted to the active roster on Dec. 18... Played two games and contributed one solo tackle on the year.

**2009:** Carter entered the NFL with the Broncos as a college free agent on April 27 and played two games (1 start) for the club as a rookie, registering one solo tackle, one pass breakup and one fumble recovery... Added two stops on special teams... Joined defensive lineman Chris Baker and punter Britton Colquitt as one of three college free agents to play for Denver as a rookie in 2009... Spent the first 14 weeks of the year on Denver's practice squad before he was signed to its active roster on Dec. 19... Made his NFL debut vs. Oak. (12/20) and recorded one solo tackle, one pass breakup, one fumble recovery and one special-teams stop... Started his first career game at Phi. (12/27) and had one special-teams tackle in that contest.

**COLLEGE:** Carter started all 50 career games he played at Florida State University and totaled 139 tackles (104 solo), nine interceptions (173 yds.) and 26 pass breakups... Returned three interceptions and one fumble for touchdowns... Added nine career punt returns for 132 yards (14.7 avg.) with one touchdown... Started 33 consecutive games to end his collegiate career... Started all 13 games for FSU as a senior in 2008, earning second-team All-Atlantic Coast Conference honors... Became the first player in Florida State history to return a blocked extra point and a blocked field goal for scores in the same game when he accomplished the feat as a sophomore against Clemson (9/16/06)... Named second-team freshman All-America and freshman All-ACC as a redshirt freshman in 2005, registering a team-high 12 pass breakups while starting all 13 games.

**PERSONAL:** Carter attended Mandarin High School in Jacksonville, Fla., where he was rated the No. 2 cornerback in the nation by Rivals.com and also saw time at quarterback and wide receiver... Father, Tony Sr., played basketball at Florida State... Carter received a bachelor's degree in social science from Florida State and is working toward a second degree in political science from the school... Tony Carter was born on May 24, 1986, in Jacksonville, Fla.

#### CARTER'S REGULAR SEASON RECORD

Year	Club	G	S	UT	A	TT	S-Yds.	I-Yds.	PBU	FF	FR	TD-Int.	TD-FR	S	Pts.
2009	Denver	2	1	1	0	1	0-0	0-0	1	0	1	0	0	0	0
2010	New England	2	0	1	0	1	0-0	0-0	0	0	0	0	0	0	0
2011	Denver	3	0	0	0	0	0-0	0-0	0	0	0	0	0	0	0
2012	Denver	15	0	20	4	24	0-0	2-55	12	0	1	1	1	0	12
2013	Denver	6	2	9	1	10	0-0	1-0	8	0	0	0	0	0	0
<b>CAREER TOTALS</b>		<b>28</b>	<b>3</b>	<b>31</b>	<b>5</b>	<b>36</b>	<b>0-0</b>	<b>3-55</b>	<b>21</b>	<b>0</b>	<b>2</b>	<b>1</b>	<b>1</b>	<b>0</b>	<b>12</b>

**ADDITIONAL STATISTICS:** Special teams tackles — 2009 (2), 2012 (2) **TOTAL (4).**

#### CARTER'S POSTSEASON RECORD

Year	Club	G	S	UT	A	TT	S-Yds.	I-Yds.	PBU	FF	FR	TD-Int.	TD-FR	S	Pts.
2011	Denver	2	0	0	0	0	0-0	0-0	0	0	0	0	0	0	0
2012	Denver	1	0	0	0	0	0-0	0-0	0	0	0	0	0	0	0
<b>CAREER TOTALS</b>		<b>3</b>	<b>0</b>	<b>0</b>	<b>0</b>	<b>0</b>	<b>0-0</b>	<b>0-0</b>	<b>0</b>	<b>0</b>	<b>0</b>	<b>0</b>	<b>0</b>	<b>0</b>	<b>0</b>

**ADDITIONAL STATISTICS:** Special teams tackles — 2011 (1), 2012 (1) **TOTAL (2).**

#### CARTER'S SINGLE-GAME HIGHS

(Postseason in parentheses)

**Tackles** — 6 at Oakland, 12/6/12 (1 vs. Baltimore, 1/12/13). **Interceptions** — 1, three times, last at N.Y. Giants, 9/15/13 (none). **Interception return yards** — 40 at Carolina, 11/11/12 (none). **Passes Defensed** — 4, twice, last at N.Y. Giants, 9/15/13 (none). **Fumble recoveries** — 1, twice, last at San Diego, 10/15/12 (none). **Fumble return yards** — 65 at San Diego, 10/15/12 (none).

#### TONY CARTER'S GAME-BY-GAME

(Victories asterisked)

2013 DENVER		TACKLES									
Date	Opponent	P/S	UT	A	TT	S-Yds.	I-Yds.	PBU	FF	FR	
Sep 5	vs. Baltimore*	S	3	1	4	0-0	0-0	4	0	0	
Sep 15	at N.Y. Giants*	P	3	0	3	0-0	1-0	4	0	0	
Sep 23	vs. Oakland*	S	1	0	1	0-0	0-0	0	0	0	
Sep 29	vs. Philadelphia*	P	2	0	2	0-0	0-0	0	0	0	
Oct 6	at Dallas*	P	0	0	0	0-0	0-0	0	0	0	
Oct 13	vs. Jacksonville*										
Oct 20	at Indianapolis										
Oct 27	vs. Washington*										
Nov 10	at San Diego*	P	0	0	0	0-0	0-0	0	0	0	
Nov 17	vs. Kansas City*										
<b>Regular Season Totals</b>			<b>6/2</b>	<b>7</b>	<b>1</b>	<b>8</b>	<b>0-0</b>	<b>1-0</b>	<b>8</b>	<b>0</b>	<b>0</b>



## CHRIS CLARK

75

### OFFENSIVE TACKLE

6-5 • 305 • 5TH YR. • SOUTHERN MISSISSIPPI

BORN: Oct. 1, 1985, in New Orleans

HIGH SCHOOL: McDonogh 35 High School, New Orleans

ACQUIRED: Waivers (Minnesota), 2010

NFL YEAR: 5th • YEAR WITH BRONCOS: 4th

NFL GAMES PLAYED/STARTED: 50/14 • POSTSEASON GP/GS: 3/0



### CLARK AT A GLANCE:

- A fifth-year offensive tackle who played 40 games (6 starts) with Denver the last three seasons (2010-12) after two years competing on Minnesota's practice squad.
- Played all 16 games in each of the last two seasons, seeing time on special teams as well as the offensive line and in addition to his role in short-yardage situations.
- Spent the 2008 and '09 seasons on the Vikings' practice squad after competing in Tampa Bay's training camp as a rookie in '08.
- Started every game at left tackle during his final three seasons at the University of Southern Mississippi, earning All-Conference USA recognition following his senior year.
- Played in the New Orleans High School All-Star Game and was named an All-District offensive guard as a senior at McDonogh 35 High School in New Orleans.
- Assigned to the Broncos via waivers from Minnesota on Sept. 5, 2010.
- Entered the NFL with Tampa Bay as a college free agent on May 2, 2008.

**CAREER TRANSACTIONS:** Signed by Tampa Bay as a college free agent 5/2/08; Waived by Tampa Bay 8/30/08; Signed by Minnesota (practice squad) 9/10/08; Signed by Minnesota to a future contract 1/7/09; Waived by Minnesota 9/5/09; Signed by Minnesota (practice squad) 9/7/09; Signed by Minnesota to a future contract 1/25/10; Waived by Minnesota 9/4/10; Claimed off waivers by Denver 9/5/10.



**2013:** Clark started his first career game at left tackle in Denver's Week 3 win vs. Oak. (9/23)... Part of an offensive line group that was named a collective offensive player of the week by Sports Illustrated's Peter King for its performance in which it allowed zero sacks and zero quarterback hits against the NFL's top-ranked sack defense vs. K.C. (11/17).

**2012:** Clark appeared in all 16 regular-season games for the second consecutive season, seeing action in 63 snaps on offense and 88 plays on special teams.

**2011:** Clark played all 16 regular-season games (6 starts) and both playoff contests for Denver, seeing time on special teams and as an extra blocking tight end on offense.

**2010:** Clark played in Denver's final eight games (0 starts) after being assigned to the Broncos off waivers from Minnesota on Sept. 5... Played primarily on special teams and on Denver's goal-line and short-yardage packages... Made his NFL debut vs. K.C. (11/14), lining up as an eligible tackle on quarterback Tim Tebow's 1-yard touchdown run in the second quarter.

**2009:** Clark spent the 2009 season on Minnesota's practice squad.

**2008:** Clark, who entered the NFL as a college free agent with Tampa Bay on May 2, competed with the Buccaneers during training camp before being waived and spending his rookie season on Minnesota's practice squad.

**COLLEGE:** Clark played 48 games (39 starts) at the University of Southern Mississippi, opening every contest during his final three seasons at left tackle (30 starts) and left guard (9 starts)... Earned All-Conference USA honors following his junior and senior seasons as the Golden Eagles posted more than 2,000 rushing yards in both campaigns... Named to the Conference USA All-Freshman Team in 2004.

**PERSONAL:** Clark received all-district distinction at offensive guard and played in the 2002 New Orleans High School All-Star Game following his senior season at McDonogh 35 High School in New Orleans... Won district and regional titles in shot put and discus as a prep senior... Chris Clark was born on Oct. 1, 1985, in New Orleans.

### CLARK'S REGULAR SEASON RECORD

Year	Club	G	S
2008	Minnesota	PRACTICE SQUAD	
2009	Minnesota	PRACTICE SQUAD	
2010	Denver	8	0
2011	Denver	16	6
2012	Denver	16	0
2013	Denver	10	8
<b>CAREER TOTALS</b>		<b>50</b>	<b>14</b>

**ADDITIONAL STATISTICS:** Miscellaneous tackles — 2011 (1), TOTAL (1).

**CLARK'S POSTSEASON RECORD**

<b>Year</b>	<b>Club</b>	<b>G</b>	<b>S</b>
2011	Denver	2	0
2012	Denver	1	0
2013	Denver	1	0
<b>CAREER TOTALS</b>		<b>4</b>	<b>0</b>



## BRITTON COLQUITT

4

PUNTER



6-3 • 205 • 5TH YR. • TENNESSEE

**BORN:** March 20, 1985, in Knoxville, Tenn.

**HIGH SCHOOL:** Bearden High School, Knoxville, Tenn.

**ACQUIRED:** Free Agent, 2009

**NFL YEAR:** 5th • **YEAR WITH BRONCOS:** 5th

**NFL GAMES PLAYED/STARTED:** 58/0 • **POSTSEASON GP/GS:** 3/0

### COLQUITT AT A GLANCE:

- A fifth-year punter who is the franchise career leader in gross (46.1) and net (39.6) punting average (min. 100 punts).
- Broke his own franchise record with a 42.1 net punting average in 2012 that ranked third in the NFL, while ranking second in the league holding opponents to a 6.0-yard return average.
- Established Broncos single-season records in both gross (47.4) and net (40.2) punting average in 2011.
- Became just the third player in NFL history to post a 50-yard gross average and a 43-yard net average during a single month (min. 20 att.) when he averaged 50.3 gross yards and 43.5 net yards per punt in October 2011.
- Tied for the NFL lead with six games grossing 50 or more yards in 2010, while posting the 10th-highest gross punting average (44.6) in team annals.
- Punted five times for 281 yards at Arizona (12/12/10) to mark the highest single-game average (56.2) for a road game in franchise history.
- Completed brief stints on the Broncos' active roster and Miami's practice squad as a rookie in 2009.
- Joined by Kansas City's Dustin Colquitt as the first pair of brothers to punt in the NFL at the same time since 1941 (George and Wes McAfee).
- Averaged 42.6 yards on 209 career punts at the University of Tennessee, where he was a two-time All-Southeastern Conference selection and also handled kickoff duties.
- Entered the NFL with Denver as a college free agent on April 27, 2009.

**CAREER TRANSACTIONS:** Signed by Denver as a college free agent 4/27/09; Waived by Denver 9/1/09; Signed by Miami (practice squad) 12/22/09; Signed by Denver (active roster) 12/30/09.



**2013:** Colquitt tied a career high by placing five punts inside the 20-yard line vs. Bal. (9/5).

**2012:** Colquitt played all 16 games and ranked third in the NFL with a 42.1 net average to break his own team record from the previous season... Punted 67 times for 3,099 yards (46.3 avg.) with 27 placed inside the 20 and just four touchbacks... Allowed just 6.0 yards per return to rank second in the NFL... Launched a career-long 67-yard punt at Atl. (9/17)... Set postseason career highs with a 48.8 gross average and 44.4 net average with three of his five punts downed inside the 20 in Denver's AFC Divisional Playoff Game vs. Bal. (1/12).

**2011:** Colquitt set franchise single-season records for gross (47.4) and net (40.2) average after punting 101 times for 4,783 yards with 33 kicks placed inside the 20-yard line... Averaged 51.5 yards on 36 punts from Denver's own 25-yard line and in... Kicked in both of Denver's postseason games, punting 11 times for 436 yards (39.6 gross / 37.1 net) with two punts inside the 20... Posted the second-highest single-game net punting average (51.0) on six punts vs. Cin. (9/18)... Averaged 50.3 gross yards and 43.5 net yards per punt in October to become just the third player in NFL history to post a 50-yard gross average and a 43-yard net average during a single month... Placed a career-high five punts inside the 20-yard line in Denver's season finale vs. K.C. (1/1).

**2010:** Colquitt played all 16 games and ranked fifth in the AFC and 11th in the NFL with a 44.6-yard gross average... Punted 86 times for 3,838 yards (44.6 gross / 36.6 net) with 19 punts placed inside the 20-yard line... Tied

### COLQUITT SETS FRANCHISE PUNTING RECORDS

#### HIGHEST GROSS PUNTING AVG., BRONCOS HISTORY

Player	Year	Gross Avg.
1. Britton Colquitt	2011	47.4
2. Tom Rouen	1998	46.9
3. Todd Sauerbrun	2007	46.8
4. Brett Kern	2009	46.7
5. Tom Rouen	1999	46.5

#### HIGHEST NET PUNTING AVG., BRONCOS HISTORY

Player	Year	Net Avg.
1. Britton Colquitt	2012	42.1
2. Britton Colquitt	2011	40.2
3. Mike Horan	1990	38.9
4. Tom Rouen	1997	38.1
5. Todd Sauerbrun	2005	38.0



## COLQUITT A HOUSEHOLD NFL NAME

The Colquitt family has produced four NFL punters, including Britton's brother (Dustin), father (Craig) and uncle (Jimmy). Craig Colquitt won two Super Bowl rings as the Steelers' punter and Jimmy Colquitt played two games for the Seahawks in 1985. All four Colquitts attended the University of Tennessee.

Denver's Britton Colquitt and Kansas City's Dustin Colquitt are the first brothers to punt in the NFL at the same time since 1941 (George and Wes McAfee).

### COLQUITT'S WHO PLAYED IN THE NFL (ENTERING 2013 SEASON)

Player	Team (Years)	GP	No.	Avg.	LG	In20	Net
Craig Colquitt	Pit. (1978-84); Ind. (1987)	97	431	41.3	74	112	34.8
Jimmy Colquitt	Sea. (1985)	2	12	40.1	55	3	34.3
Dustin Colquitt	K.C. (2005-Pres.)	126	657	44.7	81	250	39.1
<b>Britton Colquitt</b>	<b>Den. (2009-Pres.)</b>	<b>48</b>	<b>254</b>	<b>46.1</b>	<b>67</b>	<b>79</b>	<b>39.5</b>

for the NFL lead with six games recording a gross average of 50-plus yards... Registered a 56.2 gross average at Ari. (12/12) to mark the third-highest total in franchise history (highest on the road).

**2009:** Colquitt, who entered the NFL with the Broncos as a college free agent on April 27, was waived by the club at the conclusion of training camp... Signed to Miami's practice squad on Dec. 22 before Denver signed him to its active roster on Dec. 30... Declared inactive for the Broncos' season finale vs. K.C. (1/3).

**COLLEGE:** Colquitt played 43 career games at Tennessee, punting 209 times for 8,897 yards (42.6 avg.) with 73 punts placed inside the 20-yard line while also handling kickoff duties... Only had one punt blocked at Tennessee... Earned All-Southeastern Conference honors twice... Played seven games as a senior in 2008, punting 42 times for 1,821 yards (43.4 avg.) with 13 punts placed inside the 20-yard line and a 71-yard long... Saw time in all 13 games for the Volunteers as a junior in 2007 and averaged 41.6 yards per punt (62-2,579) to earn second-team All-SEC honors... Ranked seventh in the nation and second in the SEC with a 44.9-yard punting average (46-2,066) as a sophomore in 2006 to earn consensus first-team All-SEC honors... Placed fourth in school history with his 44.9-yard punting average.

**PERSONAL:** Colquitt received all-state honors as a junior and senior at Bearden High School in Knoxville, Tenn., where he kicked and punted... Also lettered in soccer in high school, helping Bearden to a No. 1 national ranking and a state championship as a junior (25-0 record)... Father (Craig), brother (Dustin) and uncle (Jimmy) all punted for Tennessee... Craig Colquitt won two Super Bowl rings as the Steelers' punter from 1978-84, Dustin Colquitt punts for the Chiefs and Jimmy Colquitt punted for the Seahawks in 1985... Majored in mechanical engineering at Tennessee... Britton Colquitt was born on March 20, 1985, in Knoxville, Tenn.

### COLQUITT'S REGULAR SEASON RECORD

Year	Club	G	S	No.	Yds.	Avg.	Net.	TB	In 20	LG	Blk.
2009	Den./Mia.	0	0	0	0	0.0	0.0	0	0	—	0
2010	Denver	16	0	86	3,835	44.6	36.6	7	19	63	0
2011	Denver	16	0	101	4,783	47.4	40.2	7	33	66	0
2012	Denver	16	0	67	3,099	46.3	42.1	4	27	67	0
2013	Denver	10	0	39	1,773	45.5	40.5	2	12	60	0
<b>CAREER TOTALS</b>		<b>58</b>	<b>0</b>	<b>293</b>	<b>13,496</b>	<b>46.1</b>	<b>39.6</b>	<b>20</b>	<b>91</b>	<b>67</b>	<b>0</b>

**ADDITIONAL STATISTICS:** Special teams tackles — 2010 (1), 2012 (1) TOTAL (2). Kickoffs — 2010 (1 for 69 yds., 69.0 avg.), TOTAL (1 for 69 yds., 69.0 avg.).

### COLQUITT'S POSTSEASON RECORD

Year	Club	G	S	No.	Yds.	Avg.	Net.	TB	In 20	LG	Blk.
2011	Denver	2	0	11	436	39.6	37.1	0	2	50	0
2012	Denver	1	0	5	244	48.8	44.4	0	3	59	0
<b>CAREER TOTALS</b>		<b>3</b>	<b>0</b>	<b>16</b>	<b>680</b>	<b>42.5</b>	<b>39.4</b>	<b>0</b>	<b>5</b>	<b>59</b>	<b>0</b>

### COLQUITT'S SINGLE-GAME HIGHS

(postseason in parentheses)

**Punts** — 9, four times, last vs. Kansas City, 1/1/12 (7 at New England, 1/14/12). **Gross punt average** — 56.2 at Arizona, 12/12/10 (48.8 vs. Baltimore, 1/12/13). **Net punt average** — 51.0 vs. Cincinnati, 9/18/11 (44.4 vs. Baltimore, 1/12/13). **Longest punt** — 67 at Atlanta, 9/17/12 (59 vs. Baltimore, 1/12/13). **Punts inside the 20** — 5, twice, last vs. Baltimore, 9/5/13 (3 vs. Baltimore, 1/12/13).

### BRITTON COLQUITT'S GAME-BY-GAME

(Victories asterisked)

2013 DENVER		PUNTING									
Date	Opponent	P/S	No.	Yds.	Avg.	Net.	TB	In 20	LG	Blk.	Opp. Ret. Yds.
Sep 5	vs. Baltimore*	P	7	319	45.6	40.9	1	5	59	0	1 13
Sep 15	at N.Y. Giants*	P	5	210	42.0	39.4	0	2	53	0	2 13
Sep 23	vs. Oakland*	P	1	37	37.0	37.0	0	1	37	0	0 0
Sep 29	vs. Philadelphia*	P	2	92	46.0	35.5	0	1	60	0	1 21
Oct 6	at Dallas*	P	0	0	0.0	0.0	0	0	—	0	0 0
Oct 13	vs. Jacksonville*	P	3	129	43.0	42.3	0	0	48	0	2 2
Oct 20	at Indianapolis	P	7	331	47.3	42.3	0	1	53	0	3 35
Oct 27	vs. Washington*	P	3	147	49.0	37.0	0	1	55	0	2 36
Nov 10	at San Diego*	P	5	233	46.6	42.6	1	0	59	0	0 0
Nov 17	vs. Kansas City*	P	6	275	45.8	40.3	0	1	54	0	5 33
<b>Regular Season Totals</b>			<b>10/0 39</b>	<b>1,773</b>	<b>45.5</b>	<b>40.5</b>	<b>2</b>	<b>12</b>	<b>60</b>	<b>0</b>	<b>16 153</b>



## ERIC DECKER

87

### WIDE RECEIVER

6-3 • 214 • 4TH YR. • MINNESOTA

**BORN:** March 15, 1987, in Cold Spring, Minn.

**HIGH SCHOOL:** Rocori High School, Cold Spring, Minn.

**ACQUIRED:** Draft #3b (87th overall), 2010

**NFL YEAR:** 3rd • **YEAR WITH BRONCOS:** 3rd

**NFL GAMES PLAYED/STARTED:** 56/38 • **POSTSEASON GP/GS:** 2/2



### DECKER AT A GLANCE:

- A fourth-year wide receiver whose 25 career receiving scores are tied for the most in franchise history through a player's first four seasons.
- Set career highs in receptions (85) and receiving yards (1,064), while ranking second in the NFL in receiving touchdowns (13) in 2012.
- Combined with teammate Demaryius Thomas in 2012 to represent the third-most prolific receiving tandem (2,498 yds.) in the league and become the first Broncos 1,000-yard receiving duo since 2004.
- Led the Broncos in receptions (44) and receiving yards (612) in his first year as a starter in 2011 while totaling the second most receiving touchdowns (8) in team history by a player in his first or second season.
- Recorded the third-longest punt return for a touchdown (90 yds.) in franchise history vs. Oakland (9/12/11) in his first game returning punts at any level.
- Selected to the 2011 USA Football All-Fundamentals Team for exhibiting exemplary football techniques for youth players to emulate.
- Played 14 games (0 starts) as a rookie in 2010 and led the Broncos in kickoff return yards (556), while tying for third on the club with nine special-teams tackles.
- Wears No. 87 for three reasons: He admires former Broncos wide receiver Eddie McCaffrey, who wore the number; he was the 87th overall player selected in the 2010 NFL Draft; and he was born in '87.
- Started three seasons at the University of Minnesota, totaling 11 career-100-yard receiving games and dropping only three passes in the 354 times he was targeted (0.8%).
- Posted a Minnesota-record 84 receptions for 1,074 yards (12.8 avg.) as a junior in 2008, earning honorable mention All-America honors and first team All-Big Ten recognition.
- Selected by the Broncos in the third round (87th overall) of the 2010 NFL Draft.

**CAREER TRANSACTIONS:** Signed by Denver as a draft choice 7/27/10.



**2013:** Decker led all players and set a career high with nine receptions, finishing with 87 yards in Denver's Week 2 win at NYG (9/15)... Finished one catch and three yards shy of career highs after posting eight receptions for 133 yards, including a career-long 61-yard catch, and a touchdown on *Monday Night Football* vs. Oak. (9/23)... Caught a team-long 57-yard pass and hauled in a 2-yard touchdown catch at Dal. (10/6)... Set a career high with 150 receiving yards on eight catches with one touchdown at Ind. (10/20).

**2012:** Decker played all 16 regular-season games (15 starts) in 2012 and set career-highs in receptions (85), receiving yards (1,064) and receiving touchdowns (13)—ranking second in the NFL in the final category... Set a career high with 136 receiving yards on eight catches vs. Hou. (9/23)... Matched career highs with eight receptions and two touchdown catches at Cin. (11/4) to mark his fifth-straight game with at least one touchdown... Caught

### DECKER FINDS THE END ZONE

#### MOST RECEIVING TOUCHDOWNS, NFL, 2012

Player	Team	No.
1. James Jones	Green Bay	14
2. <b>Eric Decker</b>	<b>Denver</b>	<b>13</b>
3. Dez Bryant	Dallas	12
4. A.J. Green	Cincinnati	11
Rob Gronkowski	New England	11
Brandon Marshall	Chicago	11

#### MOST RECEIVING TOUCHDOWNS IN A TWO-YEAR SPAN, BRONCOS HISTORY

Player	Years	No.
1. <b>Eric Decker</b>	<b>2011-12</b>	<b>21</b>
2. Rod Smith	2000-01	19
Anthony Miller	1994-95	19
4. Rod Smith	1997-98	18
Ed McCaffrey	1997-98	18



his 100th career pass and took it 20 yards for his eighth touchdown of the season during the third quarter vs. S.D. (11/18), becoming just the third player in team history with at least eight touchdown catches in back-to-back seasons... Matched his career high with eight catches and produced a game-high 133 receiving yards—the second-highest total of his career—at Bal. (12/16)... Posted his sixth career multiple-touchdown game and topped the 1,000-yard mark for the first season of his career vs. K.C. (12/30)... Tied for a team-high six catches and led Denver with 84 yards (14.0 avg.) in Denver's AFC Divisional Playoff Game vs. Bal. (1/12).

**2011:** Decker played all 16 games (13 starts) in the regular season and led the Broncos with 44 receptions for 612 yards (13.9 avg.) with eight touchdowns... Added six punt returns for 133 yards (22.2 avg.), including a 90-yard touchdown, and returned two kickoffs for 50 yards (25.0 avg.)... Totaled the second most receiving touchdowns (8) by a Bronco in his first or second season... Registered the third-longest punt return for a touchdown (90 yds.) in franchise history in the season opener vs. Oak. (9/12) despite never returning a punt at any level entering the game... Totaled five receptions for 133 yards and two touchdowns in his first career start vs. Cin. (9/18)... Started Denver's AFC Wild Card Playoff Game vs. Pit. (1/8) but left the game and missed the rest of the postseason with a knee injury.

**2010:** Selected by the Broncos in the fifth round (87th overall) of the 2010 NFL Draft, Decker played 14 games (0 starts) as a rookie and totaled six receptions for 106 yards (17.7 avg.) with one touchdown on offense... Led the club with 22 kickoff returns for 556 yards, with his 25.3-yard average ranking third in the NFL among rookies... Tied for third on the team with nine special-teams stops... Led all NFL players with 16 receptions during the preseason (183 yds., 11.4 avg., TD) despite playing just three games... Recorded his first two NFL receptions vs. Stl. (11/28), including a season-long 38-yard catch in the fourth quarter... Set a franchise record with 211 yards on seven kickoff returns (30.1 avg.) at Ari. (12/12)... Caught his first career touchdown pass on a 6-yard reception from quarterback Tim Tebow in the regular-season finale vs. S.D. (1/2).

**COLLEGE:** Decker was a two-sport athlete (football and baseball) at the University of Minnesota, where he played in 45 career football games (35 starts) and totaled 227 receptions for 3,119 yards (13.7 avg.) with 24 touchdowns... Totaled 11 career 100-yard receiving games and dropped only three passes in the 354 times he was targeted (0.85)... Led the Big Ten Conference and finished 15th in the nation with 94.8 receiving yards per game as a senior in 2009, earning second-team Lowe's Senior CLASS All-America honors... Set a school record with 84 receptions for 1,074 yards (12.8 avg.) with seven touchdowns as a junior in 2008, while receiving honorable mention All-America accolades and first-team All-Big Ten recognition... Played outfield for the Golden Gophers' baseball team and was drafted twice in the Major League Baseball Draft—by the Milwaukee Brewers in 2008 (38th round) and the Minnesota Twins in 2009 (27th round).

**PERSONAL:** Decker attended Rocori High School in Cold Spring, Minn., where he played football, basketball and baseball, earning all-conference, all-area and all-section honors in all three sports... Named Team MVP twice for football, recording 2,156 receiving yards with 28 touchdowns during his prep career... Earned a bachelor's degree in business and marketing at Minnesota... Eric Decker was born on March 15, 1987, in Cold Spring, Minn.

### DECKER'S REGULAR SEASON RECORD

Year	Club	G	S	RECEIVING					PUNT RETURNS					KICKOFF RETURNS					
				No.	Yds.	Avg.	LG	TD	No.	FC	Yds.	Avg.	LG	TD	No.	Yds.	Avg.	LG	TD
2010	Denver	14	0	6	106	17.7	38	1	0	0	0.0	—	0	22	556	25.3	51	0	
2011	Denver	16	13	44	612	13.9	56t	8	6	1	133	22.2	90t	1	2	50	25.0	34	0
2012	Denver	16	15	85	1,064	12.5	55	13	2	0	22	11.0	13	0	0	0	0.0	—	0
2013	Denver	10	10	54	792	14.7	61	3	0	0	0	0.0	—	0	0	0	0.0	—	0
CAREER TOTALS		56	38	189	2,574	13.6	61	25	8	1	155	19.4	90t	1	24	606	25.3	51	0

**ADDITIONAL STATISTICS:** Special teams tackles — 2010 (9), TOTAL (9). Miscellaneous tackles — 2011 (2), 2012 (3), 2013 (2) TOTAL (7). Rushes — 2011 (1-1, 1.0 avg., 1 LG), TOTAL (1-1, 1.0 avg., 1 LG).

### DECKER'S POSTSEASON RECORD

Year	Club	G	S	No.	RECEIVING				No.	PUNT RETURNS				No.	KICKOFF RETURNS			
					Yds.	Avg.	LG	TD		Yds.	Avg.	LG	TD		Yds.	Avg.	LG	TD
2011	Denver	1	1	0	0	0.0	—	0	0	0	0.0	—	0	0	0	0.0	—	0
2012	Denver	1	1	6	84	14.0	32	0	0	0	0.0	—	0	0	0	0.0	—	0
CAREER TOTALS		2	2	6	84	14.0	32	0	0	0	0.0	—	0	0	0	0.0	—	0

### DECKER'S SINGLE-GAME HIGHS

(Postseason in parentheses)

**Receptions** — 9 at N.Y. Giants, 9/15/13 (6 vs. Baltimore, 1/12/13). **Receiving yards** — 150 at Indianapolis, 10/20/13 (84 vs. Baltimore, 1/12/13). **Longest reception** — 61 vs. Oakland, 9/23/13 (32 vs. Baltimore, 1/12/13). **Receiving touchdowns** — 2, six times, last vs. Kansas City, 12/30/12 (none). **Kick returns** — 7, twice, last at Oakland, 12/19/10 (none). **Kick return yards** — 211\* at Arizona, 12/12/10 (none). **Longest kick return** — 51 at Arizona, 12/12/10 (none). **Kick return touchdowns** — None (none). **Punt returns** — 5 vs. Oakland, 9/12/11 (none). **Punt return yards** — 128 vs. Oakland, 9/12/11 (none). **Longest punt return** — 90t vs. Oakland, 9/12/11 (none). **Punt return touchdowns** — 90t vs. Oakland, 9/12/11 (none).

\*franchise record

## DECKER'S 100-YARD RECEIVING GAMES (5)

\*denotes win (Decker's teams are 3-2 when he records 100 or more yards receiving in a game.)


Date	Opponent	No.	Yds.	Avg.	LG	TD
9/18/11	vs. Cincinnati*	5	113	22.6	52t	2
9/23/12	vs. Houston	8	136	17.0	35	0
12/16/12	at Baltimore*	8	133	16.6	51t	1
9/23/13	vs. Oakland*	8	133	16.6	61	1
10/20/13	at Indianapolis	8	150	18.8	49	1

## ERIC DECKER'S GAME-BY-GAME

(Victories asterisked)

2013 DENVER			RECEIVING					KICK RETURNS					PUNT RETURNS				
Date	Opponent	P/S	No.	Yds.	Avg.	LG	TD	No.	Yds.	Avg.	LG	TD	No.	Yds.	Avg.	LG	TD
Sep 5	vs. Baltimore*	S	2	32	16.0	27	0	0	0	0.0	—	0	0	0	0.0	—	0
Sep 15	at N.Y. Giants*	S	9	87	9.7	19	0	0	0	0.0	—	0	0	0	0.0	—	0
Sep 23	vs. Oakland*	S	8	133	16.6	61	1	0	0	0.0	—	0	0	0	0.0	—	0
Sep 29	vs. Philadelphia*	S	5	88	17.6	52	0	0	0	0.0	—	0	0	0	0.0	—	0
Oct 6	at Dallas*	S	5	87	17.4	57	1	0	0	0.0	—	0	0	0	0.0	—	0
Oct 13	vs. Jacksonville*	S	5	50	10.0	23	0	0	0	0.0	—	0	0	0	0.0	—	0
Oct 20	at Indianapolis	S	8	150	18.8	49	1	0	0	0.0	—	0	0	0	0.0	—	0
Oct 27	vs. Washington*	S	4	42	10.5	19	0	0	0	0.0	—	0	0	0	0.0	—	0
Nov 10	at San Diego*	S	3	52	17.3	34	0	0	0	0.0	—	0	0	0	0.0	—	0
Nov 17	vs. Kansas City*	S	5	71	14.2	33	0	0	0	0.0	—	0	0	0	0.0	—	0
Regular Season Totals		10/10	54	792	14.7	61	3	0	0	0.0	—	0	0	0	0.0	—	0

**ADDITIONAL STATISTICS:** Miscellaneous tackles — 2.



## JOEL DREESSEN

81

TIGHT END

6-4 • 245 • 8TH YR. • COLORADO STATE

BORN: July 26, 1982, in Ida Grove, Iowa

HIGH SCHOOL: Fort Morgan (Colo.) High School

ACQUIRED: Unrestricted Free Agent (Houston), 2012

NFL YEAR: 8th • YEAR WITH BRONCOS: 2nd

NFL GAMES PLAYED/STARTED: 114/49 • POSTSEASON GP/GS: 3/1



### DREESSEN AT A GLANCE:

- An eighth-year tight end who opened at least 10 games in each of his last four seasons, including a career-best 15 starts in his first campaign with the Broncos in 2012.
- Posted a career-high 41 receptions for 356 yards (8.7 avg.) with five touchdowns in 2012, while seeing time in more than 75 percent of Denver's offensive snaps.
- Entered 2013 ranked fifth among NFL tight ends in percentage of catches resulting in touchdowns (14.3% / 15-of-105) since 2010 (min. 40 rec.).
- Played in at least 13 games during each of his seven NFL seasons, including all 16 regular-season contests during the last five years.
- Owns 30 career special-teams tackles and has experience as a long snapper.
- Started all 45 games played at Colorado State University, where he totaled 123 receptions for 1,295 yards (10.5 avg.) with 10 touchdowns and was a two-time first-team All-Mountain West Conference selection.
- Joined the Broncos as an unrestricted free agent on March 29, 2012.
- Selected by the N.Y. Jets in the sixth round (198th overall) of the 2005 NFL Draft.

**CAREER TRANSACTIONS:** Signed by N.Y. Jets as a draft choice 7/25/05; Waived by N.Y. Jets 9/2/06; Signed by Houston to a future contract 1/2/07; Waived by Houston 9/13/07; Signed by Houston 9/25/07; Signed by Denver as an unrestricted free agent 3/29/12.



**2013:** Dreessen caught a 1-yard touchdown pass on 4th-and-goal vs. Was. (10/27).

**2012:** Dreessen participated in all 16 games (15 starts) for the fifth straight season and set a career high with 41 catches for 356 yards (8.7 avg.) and five touchdowns... Caught a touchdown pass for the third consecutive game at N.E. (10/7)... Tied a career high with six catches at S.D. (10/15)... Tied for a team-high with six catches in his first career postseason start in Denver's AFC Divisional Playoff Game vs. Bal. (1/12)... Made two special-teams stops at Ind. (10/20).

**2011:** Dreessen played all 16 regular-season games (10 starts) for the fourth consecutive year and totaled 28 receptions for 353 yards (12.6 avg.) while leading the team with a career-best six touchdowns... Added three special-teams tackles for the Texans... Caught four passes for a career-high 112 yards vs. Oak. (10/9)... Appeared in both of Houston's postseason contests but did not record any statistics.

**2010:** Dreessen saw time in all 16 games (10 starts) and recorded career highs in receptions (36) and receiving yards (518) in addition to contributing four touchdowns and three special-teams tackles... Recorded his first career 100-yard receiving game (4-106) at NYJ (11/21).

**2009:** Dreessen started a career-high 11 games and appeared in all 16 contests for Houston while registering 26 receptions for 320 yards (12.3 avg.) with one touchdown on offense... Handled long-snapping duties for the majority of the season and posted three stops on special teams... Caught a career-best six passes for 81 yards (13.5 avg.) with one touchdown vs. N.E. (1/3).

**2008:** Dreessen played all 16 games (3 starts) for the first time in his career and recorded 11 receptions for 77 yards (7.0 avg.) on offense along with eight tackles on special teams... Made his first career start in a double-tight end set vs. Mia. (10/12).

### DREESSEN HAS A KNACK FOR SCORING

#### HIGHEST PCT. OF CATCHES RESULTING IN TOUCHDOWNS, TIGHT ENDS, NFL, 2010-12 (MIN. 40 REC.)

Player	Rec.	TD	Pct.
1. Rob Gronkowski, N.E.	187	38	20.3
2. Kyle Rudolph, Min.	79	12	15.2
3. Antonio Gates, S.D.	163	24	14.7
4. Scott Chandler, Dal./Buf.	82	12	14.6
5. Joel Dreessen, Den./Hou.	105	15	14.3

**2007:** Dreessen played 13 games (0 starts) and totaled four catches for 55 yards (13.8 avg.) with two touchdowns in addition to ranking second on the club with nine special-teams stops... Made his first career touchdown reception, a 28-yarder from Sage Rosenfels, at S.D. (10/28).

**2006:** Dreessen spent the season out of football after being waived by the N.Y. Jets at the conclusion of the preseason.

**2005:** Selected by the N.Y. Jets in the sixth round (198th overall) of the 2005 NFL Draft, Dreessen played 14 regular-season games (0 starts) as a rookie and contributed five receptions for 41 yards (8.2 avg.) and one special-teams tackle... Inactive for the Jets' first two games before seeing time in the remainder of the club's contests... Caught his first NFL pass, a 7-yarder, at Den. (11/20).

**COLLEGE:** Dreessen started all 45 games played at Colorado State University and caught 123 passes for 1,295 yards (10.5 avg.) with 10 touchdowns at tight end while also serving as the Rams' long snapper... Left the school ranked eighth on the program's all-time receptions list... Named a first-team All-Mountain West Conference selection following his sophomore and senior campaigns.

**PERSONAL:** Dreessen was an All-State and All-Colorado selection as a senior at Fort Morgan (Colo.) High School... Earned first-team All Conference honors during each of his final two prep seasons... Lettered four times each in football and track... Majored in management at Colorado State... Participated in the NFL Broadcast Boot Camp during the summer of 2012 and earned a guest co-hosting spot on SiriusXM NFL Radio with Lions wide receiver Nate Burleson... Joel Clifford Dreessen was born on July 26, 1982, in Ida Grove, Iowa.

### DREESSEN'S REGULAR SEASON RECORD

Year	Club	G	S	No.	RECEIVING				TD	TDr	SCORING				2pt	Pts.
					Yds.	Avg.	LG	TD			TDp	TDrt	2pt	Pts.		
2005	N.Y. Jets	14	0	5	41	8.2	17	0	0	0	0	0	0	0	0	0
2007	Houston	13	0	4	55	13.8	28t	2	2	0	2	0	0	0	0	12
2008	Houston	16	3	11	77	7.0	13	0	0	0	0	0	0	0	0	0
2009	Houston	16	11	26	320	12.3	25t	1	1	0	1	0	0	0	0	6
2010	Houston	16	10	36	518	14.4	43t	4	4	0	4	0	0	0	0	24
2011	Houston	16	10	28	353	12.6	56t	6	6	0	6	0	0	0	0	36
2012	Denver	16	15	41	356	8.7	30	5	5	0	5	0	0	0	0	30
2013	Denver	7	0	3	13	4.3	8	1	1	0	1	0	0	0	0	0
<b>CAREER TOTALS</b>		<b>114</b>	<b>49</b>	<b>155</b>	<b>1,733</b>	<b>11.3</b>	<b>56t</b>	<b>19</b>	<b>19</b>	<b>0</b>	<b>19</b>	<b>0</b>	<b>0</b>	<b>0</b>	<b>0</b>	<b>108</b>

**ADDITIONAL STATISTICS:** Special teams tackles — 2005 (1), 2007 (9), 2008 (8), 2009 (3), 2010 (3), 2011 (4), 2013 (2) TOTAL (30).

### DREESSEN'S POSTSEASON RECORD

Year	Club	G	S	No.	RECEIVING				TD	TDr	SCORING				2pt	Pts.
					Yds.	Avg.	LG	TD			TDp	TDrt	2pt	Pts.		
2011	Houston	2	0	0	0	0.0	—	0	0	0	0	0	0	0	0	0
2012	Denver	1	1	6	46	7.7	11	0	0	0	0	0	0	0	0	0
<b>CAREER TOTALS</b>		<b>3</b>	<b>1</b>	<b>6</b>	<b>46</b>	<b>7.7</b>	<b>11</b>	<b>0</b>	<b>0</b>	<b>0</b>	<b>0</b>	<b>0</b>	<b>0</b>	<b>0</b>	<b>0</b>	<b>0</b>

### DREESSEN'S SINGLE-GAME HIGHS

(Postseason in parentheses)

**Receptions** — 6, twice, last at San Diego, 10/15/12 (6 vs. Baltimore, 1/12/13). **Receiving yards** — 112 vs. Oakland, 10/9/11 (46 vs. Baltimore, 1/12/13). **Longest reception** — 56t vs. Oakland, 10/9/11 (11 vs. Baltimore, 1/12/13). **Receiving touchdowns** — 1, 19 times, last vs. Washington, 10/27/13 (none).

### DREESSEN'S 100-YARD RECEIVING GAMES (2)

\*denotes win (Dreessen's teams are 0-2 when he records 100 or more yards receiving in a game.)

Date	Opponent	No.	Yds.	Avg.	LG	TD
11/21/10	at N.Y. Jets	4	106	26.5	43t	1
10/9/11	vs. Oakland	5	112	22.4	56t	1

### JOEL DREESSEN'S GAME-BY-GAME

(Victories asterisked)

2013 DENVER			RECEIVING						SCORING	
Date	Opponent	P/S	No.	Yds.	Avg.	LG	TD		2pt.	Pts.
Sep 5	vs. Baltimore*									
Sep 15	at N.Y. Giants*									
Sep 23	vs. Oakland*									
Sep 29	vs. Philadelphia*	P	0	0	0.0	—	0		0	0
Oct 6	at Dallas*	P	0	0	0.0	—	0		0	0
Oct 13	vs. Jacksonville*	P	1	4	4.0	4	0		0	0
Oct 20	at Indianapolis*	P	0	0	0.0	—	0		0	0
Oct 27	vs. Washington*	P	2	9	4.5	8	1		0	6
Nov 10	at San Diego*	P	0	0	0.0	—	0		0	0
Nov 17	vs. Kansas City*	P	0	0	0.0	—	0		0	0
<b>Regular Season Totals</b>		<b>7/0</b>	<b>3</b>	<b>13</b>	<b>4.3</b>	<b>8</b>	<b>1</b>		<b>0</b>	<b>6</b>

**ADDITIONAL STATISTICS:** Special teams tackles — 2.



## ZAC DYSSERT

2

### QUARTERBACK



**6-3 • 221 • R • MIAMI (OHIO)**

**BORN:** Feb. 8, 1990, in Ada, Ohio

**HIGH SCHOOL:** Ada (Ohio) High School

**ACQUIRED:** Drafted #7 (234th overall), 2013

**NFL YEAR:** 1st • **YEAR WITH BRONCOS:** 1st

**NFL GAMES PLAYED/STARTED:** 0/0 • **POSTSEASON GP/GS:** 0/0

### DYSSERT AT A GLANCE:

- A quarterback who accounted for a school-record 12,678 yards of total offense (12,013 passing, 665 rushing) as a four-year starter at Miami (Ohio) University, breaking Ben Roethlisberger's career mark and placing second in Mid-American Conference history.
- Finished his tenure with the RedHawks as the team's first-ever three-time captain and completed 1,066-of-1,672 passes (63.8%) for 12,013 yards with 73 touchdowns and 51 interceptions in addition to rushing for 665 net yards and 12 scores on the ground.
- Topped the 300-yard passing mark in 19 career contests and threw at least five touchdown passes five times during his career.
- Became the first NCAA FBS player to pass for 500 yards (516) and rush for 100 yards (108) in a single game with his performance at Akron (9/29/12).
- Attended Ada (Ohio) High School, where he accumulated 11,174 career passing yards to rank second all-time in Ohio prep football history.
- Selected by the Broncos in the seventh round (234th overall) of the 2013 NFL Draft.

**CAREER TRANSACTIONS:** Signed by Denver as a draft choice 5/13/13.



**2012:** Dysert started all 12 games for Miami (Ohio) University and completed 302-of-480 passes (62.9%) for 3,483 yards with 25 touchdowns and 12 interceptions... Rushed for a career-best 265 yards and two touchdowns on 108 attempts... Ranked second in the Mid-American Conference with 312.3 yards of total offense per game to earn third-team all-league honors... Set a school record with six touchdown passes at Akron (9/29) and became the first NCAA FBS player to pass for 500 yards (516) and run for 100 yards (108) in a single game.

**2011:** Dysert opened all 12 games for the RedHawks and threw for 3,513 yards and 23 touchdown (11 INT) on 295-of-448 passing (65.8%)... Added 115 yards and four scores on the ground... Ranked 11th in the nation with 292.8 passing yards per game, accounting for 300 or more yards through the air in seven contests.

**2010:** Dysert started the season's first 10 games and completed 222-of-343 passes (64.7%) for 2,406 yards with 13 touchdowns and 12 interceptions... Ruptured his spleen at Bowling Green (11/10) and missed the last three regular-season games before returning as a holder for placekicks in the GoDaddy.com Bowl vs. Middle Tennessee (1/6).

**2009:** Dysert saw action in 11 games (9 starts) and ranked fourth in the MAC with 237.3 passing yards per game after completing 247-of-401 passes (61.6%) for 2,611 yards with 12 touchdowns and 16 interceptions... Finished as Miami's second-leading rusher with 258 yards and five touchdowns on 149 attempts... Threw for 337 yards on 31-of-53 passing at Kent State (9/26) in his first career start.

**2008:** Dysert redshirted as a true freshman at Miami (Ohio) and was named the RedHawks' Offensive Scout Team Player of the Year.

**HIGH SCHOOL:** Dysert received the Ohio Coaches Association Art Teynor Award as Ohio's all-division Player of the Year following his senior season at Ada (Ohio) High School... Finished his prep career with 11,174 passing yards to rank second in Ohio high school football history and added 100 scores through the air... Passed for 3,714 yards and 35 touchdowns as a senior despite missing three-and-a-half games with a broken thumb (still played wide receiver and linebacker in those contests)... Captained Ada's basketball and baseball teams.

**PERSONAL:** Dysert's father, Greg, played college basketball at Eastern Baptist... Majored in physical education at Miami... Zac Dysert was born on Feb. 8, 1990, in Ada, Ohio, the town where the Wilson football factory makes all of the NFL's footballs.

**DYSERT'S COLLEGIATE RECORD — MIAMI (OHIO)**

Year	School	G	S	Att.	Comp.	Pct.	Yds.	Yds./Att.	TD	%	Int.	%	LG	Sk/Yds.	Rtg.
2008	Miami (Ohio)						REDSHIRTED								
2009	Miami (Ohio)	11	9	401	247	61.6	2,611	6.5	12	3.0	16	4.0	50	50/327	118.2
2010	Miami (Ohio)	11	10	343	222	64.7	2,406	7.0	13	3.8	12	3.5	81	26/181	129.2
2011	Miami (Ohio)	12	12	448	295	65.8	3,513	7.8	23	5.1	11	2.5	71	46/342	143.7
2012	Miami (Ohio)	12	12	480	302	62.9	3,483	7.3	25	5.2	12	2.5	68	35/218	136.1
<b>CAREER TOTALS</b>		<b>46</b>	<b>43</b>	<b>1,672</b>	<b>1,066</b>	<b>63.8</b>	<b>12,013</b>	<b>7.2</b>	<b>73</b>	<b>4.4</b>	<b>51</b>	<b>3.1</b>	<b>81</b>	<b>157/1,068</b>	<b>132.4</b>

**ADDITIONAL STATISTICS:** Rushing — 2009 (149 for 258 yds., 1.7 avg., 23 LG, 5 TD), 2010 (79 for 27 yds., 0.3 avg., 16 LG, 1 TD), 2011 (125 for 115 yds., 0.9 avg., 24 LG, 4 TD), 2012 (108 for 265 yds., 2.5 avg., 40 LG, 2 TD), TOTAL (461 for 665 yds., 1.4 avg., 40 LG, 12 TD). Punting — 2011 ( 6 for 178 yds., 29.7 avg., 36 LG), 2012 (3 for 100 yds., 33.3 avg., 41 LG), TOTAL (9 for 278 yds., 30.9 avg., 41 LG).

**ZACH DYSERT'S GAME-BY-GAME**

(Victories asterisked)

2013 DENVER	PASSING										RUSHING				
Opponent	P/S	Att.	Comp.	Yds.	Pct.	TD	INT	LG	S/Yds.	Rtg.	Att.	Yds.	Avg.	LG	TD
vs. Bal. (9/5)*								INACTIVE							
at NYG. (9/15)*								INACTIVE							
vs. Oak. (9/23)*								INACTIVE							
vs. Phi. (9/29)*								INACTIVE							
at Dal. (10/6)*								INACTIVE							
vs. Jac. (10/13)*								INACTIVE							
at Ind. (10/20)								INACTIVE							
vs. Was. (10/27)*								INACTIVE							
at S.D. (11/10)*								INACTIVE							
vs. K.C. (11/17)*								INACTIVE							
<b>Regular Season Totals</b>	<b>0/0</b>	<b>0</b>	<b>0</b>	<b>0</b>	<b>0.0</b>	<b>0</b>	<b>0</b>	<b>—</b>	<b>0/0</b>	<b>0.0</b>	<b>0</b>	<b>0</b>	<b>0.0</b>	<b>—</b>	<b>0</b>





## ORLANDO FRANKLIN

74

### OFFENSIVE TACKLE

6-7 • 320 • 3RD YR. • MIAMI

**BORN:** Dec. 16, 1987, in Kingston, Jamaica

**HIGH SCHOOL:** Atlantic High School, Delray Beach, Fla.

**ACQUIRED:** Draft #2b (46th overall), 2011

**NFL YEAR:** 3rd • **YEAR WITH BRONCOS:** 3rd

**NFL GAMES PLAYED/STARTED:** 41/41 • **POSTSEASON GP/GS:** 3/3



### FRANKLIN AT A GLANCE:

- A third-year player who in 2012 allowed the fewest sacks (3.5) in the NFL among 16-game starting right tackles.
- Became the first right tackle and just the sixth offensive lineman overall in team history to start every regular-season game as a rookie in 2011.
- Named to the All-Rookie Team by *Football Outsiders* after opening all 16 regular-season contests and playing in 98.2 percent of the team's offensive snaps in 2011 while helping the club lead the NFL in rushing with a franchise-record 164.5 yards per game on the ground.
- Played 51 games (39 starts) at left guard and left tackle during his career at the University of Miami, twice earning All-Atlantic Coast Conference recognition.
- Voted the Miami Sports Hall of Fame Unsung Hero and was a second-team All-ACC selection following his senior season in 2010 when he led the Hurricanes with 61 pancake blocks to go along with 16 cut blocks.
- Grew up in Toronto, Canada and played two seasons of high school football before moving to Florida to receive college recruiting attention.
- Lived in Jamaica until the age of 3 before moving to Canada.
- Selected by the Broncos in the second round (46th overall) of the 2011 NFL Draft.

**CAREER TRANSACTIONS:** Signed by Denver as a draft choice 7/27/11.



**2013:** Franklin was part of an offensive line group that was named a collective offensive player of the week by Sports Illustrated's Peter King for its performance in which it allowed zero sacks and zero quarterback hits against the NFL's top-ranked sack defense vs. K.C. (11/17).

**2012:** Franklin started all 16 regular-season games for the second consecutive season to start his career and tied for third among 16-game-starting tackles with just 3.5 sacks allowed (first among right tackles)... Blocked for an offensive line that gave up the second-fewest sacks (21) in the NFL.

**2011:** Selected by the Broncos in the second round (46th overall) of the 2011 NFL Draft, Franklin opened all 16 regular-season games and both playoff contests for the Broncos at right tackle... Earned all-rookie honors from *Football Outsiders* after playing in 98.2 of the team's offensive snaps and blocking for a rushing attack that ranked first in the league with a team-record 164.5 yards per game.

**COLLEGE:** Franklin played 51 career games (39 starts) at the University of Miami at left guard and left tackle, earning All-Atlantic Coast Conference recognition following his final two seasons... Led the team with 61 pancake blocks and 16 cut blocks his senior season and received the Miami Sports Hall of Fame Unsung Hero Award as the Hurricanes ranked first in the ACC with a school-record 5,477 yards of total offense (421.3 ypg)... Graded out to 95 percent as a junior while opening 11 contests at left guard and two games at left tackle... Started 11-of-13 games played as a sophomore and saw time in 12 contests (3 starts) as a true freshman in 2007 to share the school's Rookie of the Year Award.

### FRANKLIN PROTECTS THE QUARTERBACK

#### FEWEST SACKS ALLOWED, 16-GAME STARTING TACKLES, NFL, 2012 (Stats Inc.)

Player	Pos.	GS	No.
1. Ryan Clady, Den.	LT	16	1.0
2. Max Starks, Pit.	LT	16	3.0
3. <b>Orlando Franklin, Den.</b>	<b>RT</b>	<b>16</b>	<b>3.5</b>
Sam Baker, Atl.	LT	16	3.5
Nate Solder, N.E.	LT	16	3.5



**FRANKLIN STARTS EVERY GAME AS A ROOKIE**

**ROOKIE OFFENSIVE LINEMEN TO START EVERY REGULAR-SEASON GAME, BRONCOS HISTORY**

Player	Pos.	Year
Orlando Franklin	RT	2011
J.D. Walton	C	2010
Ryan Clady	LT	2008
Russell Freeman	LT	1992
Tom Glassic	LG	1976
Claudio Minor	LT	1974

**PERSONAL:** Franklin allowed zero sacks as a senior in his only season at Atlantic High School in Delray Beach, Fla., where he was rated as the No. 2 offensive tackle on the *Florida Times-Union* Super 75 Team... Played two seasons of high school football in Toronto, Canada before relocating to Florida to receive recruiting attention... Grew up in Toronto after moving from Jamaica at the age of 3... Orlando Franklin was born on Dec. 16, 1987, in Kingston, Jamaica.

**FRANKLIN'S REGULAR SEASON RECORD**

Year	Club	G	S
2011	Denver	16	16
2012	Denver	16	16
2013	Denver	9	9
<b>CAREER TOTALS</b>		<b>41</b>	<b>41</b>

**ADDITIONAL STATISTICS:** *Fumbles — 2011 (1 FR), TOTAL (1 FR). Miscellaneous tackles — 2011 (1), 2012 (3), TOTAL (4).*

**FRANKLIN'S POSTSEASON RECORD**

Year	Club	G	S
2011	Denver	2	2
2012	Denver	1	1
<b>CAREER TOTALS</b>		<b>3</b>	<b>3</b>



## VIRGIL GREEN

85

TIGHT END

6-5 • 255 • 3RD YR. • NEVADA

BORN: Aug. 3, 1988, in Tulare, Calif.

HIGH SCHOOL: Tulare Union (Calif.) High School

ACQUIRED: Draft #7a (204th overall), 2011

NFL YEAR: 3rd • YEAR WITH BRONCOS: 3rd

NFL GAMES PLAYED/STARTED: 37/5 • POSTSEASON GP/GS: 3/1



### GREEN AT A GLANCE:

- A third-year tight end who played 27 games (5 starts) in the regular season and three contests (1 starts) in the playoffs during his first two years in the league.
- Saw action in 176 snaps on offense in 2012, catching five passes for 63 yards (12.6 avg.), while participating in an additional 202 snaps on special teams.
- Played 15 regular-season games (3 starts) and both playoff contests (1 start) for the Broncos as a rookie in 2011.
- Contributed mostly as a blocking tight end for Denver's league-leading rushing offense (164.5 ypg.) in 2011 in addition to catching three passes for 24 yards (8.0 avg.) and totaling three tackles as a mainstay on special teams.
- Played 50 career games (34 starts) for the University of Nevada and helped the Wolf Pack average 500.2 yards per game during his four-year career (2007-10) to rank third in the nation in that period.
- Secured first-team All-Western Athletic Conference honors following his senior campaign at Nevada in which he totaled a career-high 35 receptions for 515 yards (14.7 avg.) with five touchdowns.
- Named Nevada's Strength and Conditioning Athlete of the Year as a junior in 2009 in addition to being selected to the All-WAC second team.
- Selected by the Broncos in the seventh round (204th overall) of the 2011 NFL Draft.

**CAREER TRANSACTIONS:** Signed by Denver as a draft choice 7/27/11.



**2013:** Green made a special-teams tackle vs. Jac. (10/13)... Made a special-teams stop vs. K.C. (11/17).

**2012:** Green played 12 regular-season games (2 starts) for the Broncos, setting career highs with five catches for 63 yards (12.6 avg.)... Caught a career-best three passes for 44 yards, including a long of 28 yards, vs. N.O. (10/28)... Recovered an onside kick late in the fourth quarter vs. S.D. (11/18).

**2011:** Selected by Denver in the seventh round (204th overall) of the 2011 NFL Draft, Green played 15 regular-season games (3 starts) and contributed three catches for 24 yards (8.0 avg.) in addition to blocking for the league's No. 1 rushing attack (164.5 ypg.)... Logged the fourth-most plays on special teams for the Broncos and totaled three tackles on those units... Played in both of Denver's postseason contests, including a start in the Broncos AFC Divisional Playoff Game at N.E. (1/14).

**COLLEGE:** Green played 50 career games (34 starts) at the University of Nevada and totaled 72 receptions for 939 yards (13.0 avg.) with 11 touchdowns while helping the Wolf Pack rank fifth in the nation with 500.2 total yards per game from 2007-10... Recorded a personal-best 35 catches for 515 yards (14.7 avg.) with five touchdowns in his senior campaign to earn first-team All-Mountain West Conference honors... Named the Nevada Strength and Conditioning Athlete of the Year as a junior in 2009 in addition to being selected to the All-WAC second team.

**PERSONAL:** Green totaled 61 receptions for 1,014 yards (16.6 avg.) with 12 touchdowns during his career at Tulare Union (Calif.) High School, where he earned first-team All-East Yosemite League honors following his senior season... Lettered four years in basketball and another in track and field... Majored in general studies at Nevada... Virgil Leo Green was born on Aug. 3, 1988, in Tulare, Calif.

## GREEN'S REGULAR SEASON RECORD

RECEIVING									SCORING						
Year	Club	G	S	No.	Yds.	Avg.	LG	TD	TD	TDr	TDp	TDrt	2pt	Pts.	
2011	Denver	15	3	3	24	8.0	9	0	0	0	0	0	0	0	
2012	Denver	12	2	5	63	12.6	28	0	0	0	0	0	0	0	
2013	Denver	10	0	4	17	4.3	5	0	0	0	0	0	0	0	
CAREER TOTALS		37	5	12	104	8.7	28	0	0	0	0	0	0	0	

**ADDITIONAL STATISTICS:** Special teams tackles — 2011 (3), 2012 (1), 2013 (2) TOTAL (6). Miscellaneous tackles — 2011 (1), TOTAL (1).

## GREEN'S POSTSEASON RECORD

Year	Club	G	S	No.	RECEIVING				TD	TDr	SCORING				2pt	Pts.
					Yds.	Avg.	LG	TDp			TDrt					
2011	Denver	2	1	0	0	0.0	—	0	0	0	0	0	0	0	0	
2012	Denver	1	0	0	0	0.0	—	0	0	0	0	0	0	0	0	
CAREER TOTALS		3	1	0	0	0.0	—	0	0	0	0	0	0	0	0	

## GREEN'S SINGLE-GAME HIGHS

(Postseason in parentheses)

**Receptions** — 3 vs. New Orleans, 10/28/12 (none). **Receiving yards** — 44 vs. New Orleans, 10/28/12 (none). **Longest reception** — 28 vs. New Orleans, 10/28/12 (none). **Receiving touchdowns** — None (none).

## VIRGIL GREEN'S GAME-BY-GAME

(Victories asterisked)

2013 DENVER			RECEIVING						SCORING	
Date	Opponent	P/S	No.	Yds.	Avg.	LG	TD		2pt.	Pts.
Sep 5	vs. Baltimore*	P	0	0	0.0	—	0		0	0
Sep 15	at N.Y. Giants*	P	1	5	5.0	5	0		0	0
Sep 23	vs. Oakland*	P	1	3	3.0	3	0		0	0
Sep 29	vs. Philadelphia*	P	1	5	5.0	5	0		0	0
Oct 6	at Dallas*	P	0	0	0.0	—	0		0	0
Oct 13	vs. Jacksonville*	P	0	0	0.0	—	0		0	0
Oct 20	at Indianapolis	P	0	0	0.0	—	0		0	0
Oct 27	vs. Washington*	P	0	0	0.0	—	0		0	0
Nov 10	at San Diego*	P	1	4	4.0	4	0		0	0
Nov 17	vs. Kansas City*	P	0	0	0.0	—	0		0	0
<b>Regular Season Totals</b>			<b>10/0</b>	<b>4</b>	<b>17</b>	<b>4.3</b>	<b>5</b>	<b>0</b>	<b>0</b>	<b>0</b>

**ADDITIONAL STATISTICS:** Special teams tackles — 2.



**CHRIS HARRIS JR.**

**25**

**CORNERBACK**

**5-10 • 199 • 3RD YR. • KANSAS**

**BORN:** June 18, 1989, in Bixby, Okla.

**HIGH SCHOOL:** Bixby (Okla.) High School

**ACQUIRED:** College Free Agent, 2011

**NFL YEAR:** 3rd • **YEAR WITH BRONCOS:** 3rd

**NFL GAMES PLAYED/STARTED:** 41/25 • **POSTSEASON GP/GS:** 3/2



#### **HARRIS AT A GLANCE:**

- A third-year cornerback who played 31 regular-season games (16 starts) in his first two NFL campaigns, while totaling four interceptions and 18 passes defended during that span.
- Emerged as a regular starter for the Broncos in 2012, opening the final 12 games of the regular season and allowing the fifth-fewest receiving yards (400) and tying for the eighth-fewest completions allowed (35) in the NFL among players targeted at least 60 times.
- Represented one of just two defensive backs in the league in 2012 to record multiple interceptions (3) and sacks (2.5), while returning two of his picks for touchdowns to tie the franchise single-season record.
- Recorded longest interception return for a touchdown in Broncos history with his 98-yard pick-six at Baltimore (12/16/12).
- Posted his first career multiple-interception game and his first career touchdown on a 46-yard interception return to seal Denver's win at San Diego (10/15/12).
- Played all 16 regular-season games (4 starts) and two playoff contests (1 start) as a rookie in 2011 after becoming the 13th college free agent since 1997 to make Denver's active roster out of training camp.
- Named to the 2011 NFL All-Rookie Team by the PFW/PFWA and *Football Outsiders* after ranking first among NFL rookie defensive backs (fourth on the Broncos) with 65 tackles (56 solo) to go along with one interception (15 yds.), six passes defended and six special-teams stops.
- Played 50 games (41 starts) for the University of Kansas and finished his career ranked third among defensive backs with 290 tackles (197 solo) in addition to four sacks (21 yds.) and three interceptions (11 yds.).
- Saw time at safety and cornerback as a senior captain for the Jayhawks, earning KU Defensive Back of the Year honors.
- Started 10 games as a true freshman at Kansas and garnered Big 12 Conference Newcomer of the Year accolades as well as honorable mention Freshman All-America recognition.
- Entered the NFL with Denver as a college free agent on July 27, 2011.

**CAREER TRANSACTIONS:** Signed by Denver as a college free agent 7/27/11.



**2013:** Harris Jr. made a diving interception of Joe Flacco's pass intended for Brandon Stokley, which led to Julius Thomas' 24-yard touchdown catch one play later that tied the game 7-7 in the second quarter vs. Bal. (9/5)... Became the first player since Champ Bailey in 2009 to record interceptions in back-to-back games when he picked off a pass from Eli Manning in the fourth quarter and added a quarterback hit at NYG (9/15)... Made five tackles, including one for a loss vs. Oak. (9/23)... Tied for third on the team with four tackles, including two for a loss at Dal. (10/6)... Led the team with a career-best 11 tackles and registered a quarterback hit vs.

#### **HARRIS JR.'S 98-YARD INTERCEPTION RETURN SETS FRANCHISE RECORD**

##### **LONGEST INTERCEPTION RETURNS, BRONCOS HISTORY**

Player	Opp. (Date)	Ret.
1. <b>Chris Harris</b>	at Bal. (12/16/12)	98t
2. Randy Gradishar	at Cle. (10/5/80)	93t
3. Darrent Williams	at Oak. (11/13/05)	80t

## HARRIS LEADS ROOKIE DB'S IN TACKLES IN 2011

### MOST TACKLES BY A ROOKIE DEFENSIVE BACK, NFL, 2011 (PRESS BOX TOTALS)

	Player	UT	AT	TT
1.	Chris Harris, Den.	56	9	65
2.	Patrick Peterson, Ari.	59	5	64
3.	Richard Sherman, Sea.	46	7	53
4.	Quinton Carter, Den.	41	8	49
5.	Chris Culliver, S.F.	32	1	33
	Chris Rucker, Ind.	24	9	33

Jac. (10/13)... Intercepted Robert Griffin III's pass in the fourth quarter vs. Was. (10/27)... Made three tackles, including one for a loss vs. K.C. (11/17).

**2012:** Harris Jr. played 15 games in the regular season, opening a career-high 12 contests and tying for the team lead with three interceptions—two of them returned for touchdowns—and 12 passes defended... Added 61 tackles (51 solo) and 2.5 sacks (17.5 yds.) as one of just two defensive backs in the NFL to post multiple interceptions and sacks... Ranked fifth in the NFL in receiving yards allowed (400) and tied for the eighth-fewest completions (35) allowed among players with at least 60 defensive targets... Finished fifth in the league with his 144 interception return yards to represent the fourth-highest single-season total in franchise history... Missed Denver's Week 2 contest at Atl. (9/17) with an ankle injury... Recorded his first career multiple-interception game and his first career touchdown on a 46-yard interception return to cap Denver's 24-point comeback at S.D. (10/15)... Sacked Panthers quarterback Cam Newton and led the Broncos with seven tackles while seeing time at outside cornerback, nickel corner, and safety at Car. (11/11)... Intercepted Ravens quarterback Joe Flacco and returned it a franchise-record 98 yards for a touchdown in addition to holding wide receiver Anquan Boldin without a catch for the first time in 106 games at Bal. (12/16)... Tied a franchise postseason record with four pass breakups in Denver's AFC Divisional Playoff Game vs. Bal. (1/12).

**2011:** Harris Jr., who entered the NFL with Denver as a college free agent on July 27, played all 16 regular-season games (4 starts) as a rookie and finished fifth on the club (first among NFL rookie defensive backs) with 65 tackles (56 solo) to go along with one interception (15 yds.) and six passes defended... Ranked fifth on the Broncos with six special-teams stops... Played in both of Denver's postseason contests, including a start in the AFC Divisional Playoff Game at N.E. (1/14), and tied for third on the team with 13 tackles (7 solo)... Named to the 2011 NFL All-Rookie Team by the PFW/PFWA and *Football Outsiders*.

**COLLEGE:** Harris Jr. finished his career at the University of Kansas ranked third among defensive backs with 290 tackles (197 solo) and added four sacks (21 yds.) and three interceptions (11 yds.) for the Jayhawks... Played 50 career games (41 starts), seeing time at cornerback and safety... Named KU Defensive Back of the Year as a senior and was selected as the co-recipient of Kansas' Don FamBrough Award for unselfishness following his junior campaign... Opened 10 games as a true freshman for Kansas in 2007 and was tabbed as the Big 12 Conference Newcomer of the Year in addition to receiving honorable mention Freshman All-America recognition.

**PERSONAL:** Harris Jr. attended Bixby (Okla.) High School, where he was an all-state defensive back and was named district player of the year as a senior in 2006... Lettered in basketball and track and was a member of the academic state champion teams during his final two prep seasons... Majored in social psychology at Kansas... Chris Harris was born on June 18, 1989, in Bixby, Okla.

### HARRIS JR.'S REGULAR SEASON RECORD

Year	Club	G	S	UT	A	TT	S-Yds.	I-Yds.	PD	FF	FR	TD-Int.	TD-FR	S	Pts.
2011	Denver	16	4	56	9	65	0-0	1-15	6	0	0	0	0	0	0
2012	Denver	15	12	51	10	61	2.5-17.5	3-144	12	0	0	2	0	0	12
2013	Denver	10	9	43	5	48	0-0	3-1	7	0	0	0	0	0	0
<b>CAREER TOTALS</b>		<b>41</b>	<b>25</b>	<b>150</b>	<b>24</b>	<b>174</b>	<b>2.5-17.5</b>	<b>7-160</b>	<b>25</b>	<b>0</b>	<b>0</b>	<b>2</b>	<b>0</b>	<b>0</b>	<b>12</b>

**ADDITIONAL STATISTICS:** Special teams tackles — 2011 (6), TOTAL (6). Special-teams FR — 2012 (1), TOTAL (1).

### HARRIS JR.'S POSTSEASON RECORD

Year	Club	G	S	UT	A	TT	S-Yds.	I-Yds.	PD	FF	FR	TD-Int.	TD-FR	S	Pts.
2011	Denver	2	1	7	6	13	0-0	0-0	0	0	0	0	0	0	0
2012	Denver	1	1	3	0	3	0-0	0-0	4	0	0	0	0	0	0
<b>CAREER TOTALS</b>		<b>3</b>	<b>2</b>	<b>10</b>	<b>6</b>	<b>16</b>	<b>0-0</b>	<b>0-0</b>	<b>4</b>	<b>0</b>	<b>0</b>	<b>0</b>	<b>0</b>	<b>0</b>	<b>0</b>

### HARRIS JR.'S SINGLE-GAME HIGHS

(Postseason in parentheses)

**Tackles** — 10 at Oakland, 11/6/11 (8 at New England, 1/14/12). **Interceptions** — 2 at San Diego, 10/15/12 (none). **Interception return yards** — 98 at Baltimore, 12/16/12 (none). **Passes defended** — 2, seven times, last vs. Washington, 10/27/13 (4 vs. Baltimore, 1/12/13). **Sacks** — 1, twice, last at Carolina 11/11/12 (none). **Sack yards** — 11 vs. Oakland, 9/30/12 (none).

## CHRIS HARRIS JR.'S GAME-BY-GAME

(Victories asterisked)

2013 DENVER		TACKLES								
Date	Opponent	P/S	UT	A	TT	S-Yds.	I-Yds.	PBU	FF	FR
Sep 5	vs. Baltimore*	S	3	0	3	0-0	1-0	1	0	0
Sep 15	at N.Y. Giants	S	5	1	6	0-0	1-0	2	0	0
Sep 23	vs. Oakland*	S	4	1	5	0-0	0-0	0	0	0
Sep 29	vs. Philadelphia*	S	1	0	1	0-0	0-0	0	0	0
Oct 6	at Dallas*	S	4	0	4	0-0	0-0	0	0	0
Oct 13	vs. Jacksonville*	P	10	1	11	0-0	0-0	0	0	0
Oct 20	at Indianapolis*	S	5	2	7	0-0	0-0	1	0	0
Oct 27	vs. Washington*	S	3	0	3	0-0	1-1	2	0	0
Nov 10	at San Diego*	S	5	0	5	0-0	0-0	1	0	0
Nov 17	vs. Kansas City*	S	3	0	3	0-0	0-0	0	0	0
Regular Season Totals		10/9	43	5	48	0-0	3-1	7	0	0



## RONNIE HILLMAN

21

### RUNNING BACK

5-10 • 195 • 2ND YR. • SAN DIEGO STATE

BORN: Sept. 14, 1991, in Long Beach, Calif.

HIGH SCHOOL: La Habra (Calif.) High School

ACQUIRED: Draft #3 (67th overall), 2012

NFL YEAR: 2nd • YEAR WITH BRONCOS: 2nd

NFL GAMES PLAYED/STARTED: 21/0 • POSTSEASON GP/GS: 1/0



### HILLMAN AT A GLANCE:

- A second-year running back who finished third on the Broncos with 330 rushing yards and one touchdown as the NFL's youngest player in 2012.
- Recorded a Broncos postseason rookie-record 22 carries for 83 yards (3.8 avg.) in Denver's AFC Divisional Playoff Game vs. Baltimore (1/12/13).
- Played 26 games (20 starts) at San Diego State University and finished third in school history with 3,243 yards rushing in just two seasons with the Aztecs.
- Totaled 15 100-yard rushing games and three 200-yard outputs to go along with 36 rushing scores during his collegiate career at SDSU.
- Received first-team All-Mountain West Conference honors following both of his seasons in addition to being selected as the MWC Freshman of the Year in 2010.
- Selected by the Broncos in the third round (67th overall) of the 2012 NFL Draft.

**CAREER TRANSACTIONS:** Signed by Denver as a draft choice 7/24/12.



**2013:** Hillman averaged 7.3 yards per carry, rushing nine times for a game-high 66 yards on *Monday Night Football* vs. Oak. (9/23)... Set career highs with four catches for 42 yards at Dal. (10/6).

**2012:** Hillman was selected by the Broncos in the third round (67th overall) of the 2012 NFL Draft, Hillman played 14 regular-season games and finished third on the team with 330 rushing yards and one touchdown on 85 carries... Made his NFL debut, registering two carries for seven yards and one catch for one yard vs. Hou. (9/23)... Set career marks with 14 carries for 86 yards (6.1 avg.) and a long of 31 vs. N.O. (10/28)... Scored his first career touchdown on a 5-yard run at Car. (11/11)... Ran the ball a team-high 12 times, totaling 59 yards of offense vs. S.D. (11/18)... Had a career high with 15 carries at Bal. (12/16)... Relieved injured starter Knowshon Moreno in Denver's AFC Divisional Playoff Game vs. Bal. (1/12) and totaled 83 yards on 22 carries (3.8 avg.) to mark the most attempts by a Broncos rookie in postseason history.

**COLLEGE:** Hillman saw action in 26 games (20 starts) at San Diego State University and ranked third in school history with 3,243 yards rushing in just two seasons with the Aztecs... Accounted for 15 100-yard rushing games and three 200-yard outputs, while scoring 36 rushing touchdowns... Named first-team All-Mountain West Conference as a redshirt sophomore in 2011 after rushing for a career-high 1,711 yards and 19 touchdowns on 311 carries (5.5 avg.) and earning MWC Player of the Week honors on three occasions... Ranked fourth in the NCAA in rushing (131.6 ypg) and ninth in scoring (9.2 ppg) in 2011... Selected as the MWC Freshman of the Year in 2010 after totaling 262 carries for 1,532 yards (5.8 avg.) with 17 touchdowns.

**PERSONAL:** Hillman attended La Habra (Calif.) High School, where as a senior he led his team to the 2008 CIF Southern Section Southwest Division title after rushing for 1,251 yards and 14 touchdowns on just 97 carries (12.9 avg.)... Accounted for 2,104 all-purpose yards and 27 total touchdowns to earn first-team all-county pick honors from the *Orange County Register* in addition to being selected as the Freeway League MVP... Earned Southeast Division Offensive Player of the Year honors following his junior season in which he amassed 1,615 yards and 20 touchdowns rushing... Studied social science at San Diego State... Played on a youth football team in Los Angeles coached by rapper Snoop Dogg... Ronnie Hillman was born on Sept. 14, 1991, in Long Beach, Calif.

### HILLMAN STEPS UP IN THE POSTSEASON

#### MOST RUSHING YARDS BY A ROOKIE, BRONCOS POSTSEASON HISTORY

Player	Opp. (Date)	Att.	Yds.	Avg.	TD
1. Bobby Humphrey	vs. Pit. (1/7/90)	18	85	4.7	0
2. <b>Ronnie Hillman</b>	<b>vs. Bal. (1/12/13)</b>	<b>22*</b>	<b>83</b>	<b>3.8</b>	<b>0</b>
3. Bobby Humphrey	vs. S.F. (1/28/90)	12	61	5.1	0
4. Quentin Griffin	at Ind. (1/4/04)	6	60	10.0	0
5. Tatum Bell	at Ind. (1/9/05)	12	49	4.1	1

\*Broncos rookie postseason record



## HILLMAN'S REGULAR SEASON RECORD

Year	Club	G	S	No.	RUSHING				No.	RECEIVING				SCORING					
					Yds.	Avg.	LG	TD		Yds.	Avg.	LG	TD	TD	TDr	TDp	TDrt	2pt	Pts.
2012	Denver	14	0	85	330	3.9	31	1	10	62	6.2	29	0	1	1	0	0	0	6
2013	Denver	7	0	40	182	4.4	19	1	12	119	9.9	19	0	1	1	0	0	0	6
CAREER TOTALS		21	0	125	512	4.1	31	2	22	181	8.2	29	0	2	2	0	0	0	12

## HILLMAN'S POSTSEASON RECORD

Year	Club	G	S	No.	RUSHING				No.	RECEIVING				SCORING					
					Yds.	Avg.	LG	TD		Yds.	Avg.	LG	TD	TD	TDp	TDrt	2pt	Pts.	
2012	Denver	1	0	22	83	3.8	11	0	3	20	6.7	11	0	0	0	0	0	0	
CAREER TOTALS		1	0	22	83	3.8	11	0	3	20	6.7	11	0	0	0	0	0	0	

## HILLMAN'S SINGLE-GAME HIGHS

(Postseason in parentheses)

**Rushes** — 15 at Baltimore, 12/16/12 (22 vs. Baltimore, 1/12/13). **Rushing yards** — 86 vs. New Orleans, 10/28/12 (83 vs. Baltimore, 1/12/13). **Longest rush** — 31 vs. New Orleans, 10/28/12 (11 vs. Baltimore, 1/12/13). **Rushing touchdowns** — 1, twice, last vs. Oakland 9/23/13 (none). **Receptions** — 4 at Dallas, 10/6/13 (3 vs. Baltimore, 1/12/13). **Receiving yards** — 42 at Dallas, 10/6/13 (20 vs. Baltimore, 1/12/13). **Longest reception** — 29 vs. Oakland, 9/30/12 (11 vs. Baltimore, 1/12/13). **Receiving touchdowns** — None (none).

## RONNIE HILLMAN'S GAME-BY-GAME

(Victories asterisked)

2013 DENVER			RUSHING						RECEIVING				SCORING		
Date	Opponent	P/S	No.	Yds.	Avg.	LG	TD	No.	Yds.	Avg.	LG	TD	2pt.	Pts.	
Sep 5	vs. Baltimore*	P	4	15	3.8	7	0	2	27	13.5	17	0	0	0	
Sep 15	at N.Y. Giants*	P	1	3	3.0	3	0	0	0	0.0	—	0	0	0	
Sep 23	vs. Oakland*	P	9	66	7.3	19	1	1	12	12.0	12	0	0	6	
Sep 29	vs. Philadelphia*	P	11	36	3.3	10	0	2	21	10.5	14	0	0	0	
Oct 6	at Dallas*	P	7	17	2.4	17	0	4	42	10.5	19	0	0	0	
Oct 13	vs. Jacksonville*	P	4	20	5.0	11	0	2	16	8.0	11	0	0	0	
Oct 20	at Indianapolis	P	4	25	6.3	14	0	1	1	1.0	1	0	0	0	
Oct 27	vs. Washington*					INACTIVE									
Nov 10	at San Diego*					INACTIVE									
Nov 17	vs. Kansas City*					INACTIVE									
Regular Season Totals			7/0	40	182	4.6	19	1	12	119	9.9	19	0	0	6



# TRINDON HOLLIDAY

11

WIDE RECEIVER

5-5 • 170 • 4TH YR. • LOUISIANA STATE

BORN: April 27, 1986, in Zachary, La.

HIGH SCHOOL: Northeast High School, Zachary, La.

ACQUIRED: Waivers (Houston), 2012

NFL YEAR: 4th • YEAR WITH BRONCOS: 2nd

NFL GAMES PLAYED/STARTED: 26/0 • POSTSEASON GP/GS: 0/0



## HOLLIDAY AT A GLANCE:

- A fourth-year player in his second season with the Broncos who saw action in 16 regular-season games and one playoff contest with Houston (2010-12) and Denver (2012).
- Became just the third player in Broncos history (Al Frazier, 1961; Eddie Royal, 2009) to score a touchdown on a kickoff return and a punt return in the same season after joining the Broncos midway through the 2012 campaign.
- Ranks second in Broncos history with six special-teams return touchdowns, including postseason (3 PR, 3 KR).
- Earned the AFC Special Teams Player of the Month Award for September, 2013 after returning both a kick and a punt for a score.
- Led the NFL with a 32.5-yard kick return average (min. 10 KOR) and ranked second with a 10.8-yard punt return average (min. 20 PR) after joining the Broncos in Week 6 of the 2012 season.
- Recorded the longest punt return (90t) and the second-longest kickoff return (104t) in NFL postseason history in Denver's AFC Divisional Playoff Game vs. Baltimore (1/12/13), becoming the first NFL player to score multiple return touchdowns in a single postseason game.
- Scored his first career touchdown on a 105-yard kickoff return at Cincinnati (11/4/12), marking the longest play in Broncos history and earning him AFC Special Teams Player of the Week honors.
- Finished the 2012 regular season with a 16-0 record after spending the first five weeks with Houston (5-0) and the last 11 games of the year with Denver (11-0).
- Owns the distinction of being the shortest player (5'5") in Broncos history.
- Returned two punts and two kickoffs for touchdowns during his four-year college career at Louisiana State University, ranking second in school history with 1,806 kickoff return yards and seventh in LSU annals with 647 punt return yards.
- Won the 2009 NCAA title in the 100-meter dash (10.0 sec.) and was an eight-time All-American in track and field for the Tigers.
- Assigned to the Broncos via waivers from Houston on Oct. 11, 2012.
- Selected by Houston in the sixth round (197th overall) of the 2010 NFL Draft.

**CAREER TRANSACTIONS:** Signed by Houston as a draft choice 5/18/10; Placed on injured reserve by Houston 8/30/10; Waived by Houston 9/3/11; Signed by Houston (practice squad) 9/4/11; Waived by Houston 10/5/11; Signed by Houston 10/12/11; Waived by Houston 10/25/11; Signed by Houston (practice squad) 10/27/11; Waived by Houston 10/10/12; Claimed off waivers by Denver 10/11/12.



**2013:** Holliday returned a punt 81 yards for a touchdown to mark the longest regular-season punt return of his career, finishing with four punt returns for 121 yards and earning AFC Special Teams Player of the Week for his

## HOLLIDAY LETHAL AS A RETURNER

### PLAYERS WITH MULTIPLE SPECIAL-TEAMS RETURN TOUCHDOWNS, SINGLE SEASON, BRONCOS HISTORY

Player	Year	KR TDs	PR TDs
Al Frazier	1961	1	1
Goldie Sellers	1966	2	0
Rick Upchurch	1976	0	4
Rick Upchurch	1982	0	2
Darrien Gordon	1997	0	3
Eddie Royal	2009	1	1
Trindon Holliday	2012	1	1

## HOLLIDAY GOES THE DISTANCE

### LONGEST KICKOFF RETURNS, BRONCOS HISTORY (REG. SEASON)

	Player	Opp. (Date)	Ret.
1.	Trindon Holliday	at Cin. (11/4/12)	105t
2.	Nemiah Wilson	at K.C. (10/8/66)	100t
	Goldie Sellers	vs. Hou. (10/2/66)	100t
4.	Cassius Vaughn	vs. S.D. (1/2/11)	97t
5.	Eddie Royal	vs. Mia. (11/2/08)	95
	Vaughn Hebron	at Mia. (12/21/98)	95t

performance at NYG (9/15)... Tied his career long and team record with a 105-yard kickoff return for a touchdown vs. Phi. (9/29)... Named AFC Special Teams Player of the Month for his performance in September.

**2012:** Holliday played five games for Houston and 10 contests for Denver in 2012, totaling 47 punt returns for 481 yards (10.2 avg.) with one touchdown in addition to 21 kickoff returns for 552 yards (26.3 avg.) with one score... Caught two passes on offense for 17 yards (8.5 avg.)... Averaged 32.5 yards per kick return and 10.2 yards per punt return after being claimed off waivers by Denver on Oct. 11... Earned AFC Special Teams Player of the Week honors after scoring his first career touchdown on a 105-yard kick return at Cin. (11/4), marking the longest play in Broncos history... Posted his first two career receptions on offense and became the second Bronco to record special-teams touchdowns in back-to-back games with a 76-yard punt return score at Car. (11/11)... Registered the longest punt return (90t) and the second-longest kick return in NFL postseason history in Denver's AFC Divisional Playoff Game vs. Bal. (1/12), becoming the first player in league annals with multiple return scores in a postseason game.

**2011:** Holliday saw action in one regular-season game for the Texans in 2011, while spending the majority of the season competing on the club's practice squad.

**2010:** Selected by the Texans in the sixth round (197th overall) of the 2010 NFL Draft, Holliday competed with Houston during the preseason before hurting his thumb and being placed on injured reserve on Aug. 30.

**COLLEGE:** Holliday finished his career at Louisiana State University ranked second in school history with 1,806 career kickoff return yards and seventh in LSU annals with 647 punt return yards... Returned two punts and two kickoffs for touchdowns and was named Southeastern Conference Special Teams Player of the Week on three occasions... Competed as an eight-time All-American in track and field, capturing the 2009 NCAA title in the 100-meter dash with a time of 10.0 seconds.

**PERSONAL:** Holliday attended Northeast High School in Zachary, La., where he rushed for 2,210 yards and 34 touchdowns as a senior and 1,870 yards and 26 touchdowns as a junior... Competed in track and field as a prep and posted the nation's fastest indoor times in the 55 and 60-meter dash in 2005... Finished as a four-time state champion in the 200 meters and three-time state champion in the 100 meters... Trindon Jerard Holliday was born on April 27, 1986, in Zachary, La.

### HOLLIDAY'S REGULAR SEASON RECORD

Year	Club	G	S	No.	RECEIVING				No.	KICKOFF RETURNS				No.	PUNT RETURNS				
					Yds.	Avg.	LG	TD		Yds.	Avg.	LG	TD		FC	Yds.	Avg.	LG	TD
2010	Houston																		
2011	Houston	1	0	0	0	0.0	—	0	0	0	0.0	—	0	1	3	0	0.0	0	0
2012	Hou./Den.	15	0	2	17	8.5	15	0	21	552	26.3	105t	1	47	10	481	10.2	76t	1
2013	Denver	10	0	0	0	0.0	—	0	16	510	31.9	105t	1	25	9	250	10.0	81t	1
<b>CAREER TOTALS</b>		<b>26</b>	<b>0</b>	<b>2</b>	<b>17</b>	<b>8.5</b>	<b>15</b>	<b>0</b>	<b>36</b>	<b>1,034</b>	<b>28.7</b>	<b>105t</b>	<b>2</b>	<b>73</b>	<b>22</b>	<b>731</b>	<b>10.0</b>	<b>81t</b>	<b>2</b>
<b>BRONCOS TOTALS</b>		<b>20</b>	<b>0</b>	<b>2</b>	<b>17</b>	<b>8.5</b>	<b>15</b>	<b>0</b>	<b>27</b>	<b>868</b>	<b>32.1</b>	<b>105t</b>	<b>2</b>	<b>56</b>	<b>13</b>	<b>584</b>	<b>10.4</b>	<b>81t</b>	<b>2</b>

**ADDITIONAL STATISTICS:** Rushing — 1 carry for 7 yards, 7.0 avg., 7 LG.

### HOLLIDAY'S POSTSEASON RECORD

Year	Club	G	S	No.	RECEIVING				No.	KICKOFF RETURNS				No.	PUNT RETURNS				
					Yds.	Avg.	LG	TD		Yds.	Avg.	LG	TD		FC	Yds.	Avg.	LG	TD
2012	Denver	1	0	0	0	0.0	—	0	3	158	52.7	104t	1	3	1	90	30.0	90t	1
<b>CAREER TOTALS</b>		<b>1</b>	<b>0</b>	<b>0</b>	<b>0</b>	<b>0.0</b>	<b>—</b>	<b>0</b>	<b>3</b>	<b>158</b>	<b>52.7</b>	<b>104t</b>	<b>1</b>	<b>3</b>	<b>1</b>	<b>90</b>	<b>30.0</b>	<b>90t</b>	<b>1</b>

### HOLLIDAY MAKES POSTSEASON HISTORY

#### LONGEST PUNT RET., NFL POSTSEASON HIST.

Player	Opp. (Date)	Ret.
1. Trindon Holliday, Den.	vs. Bal. (1/12/13)	90t
2. Jermaine Lewis, Bal.	at Pit. (1/20/02)	88t
3. Reggie Bush, N.O.	vs. Ari. (1/16/10)	83t
4. Antonio Freeman, G.B.	vs. Atl. (12/31/95)	76t
5. Santana Moss, NYJ	at Pit. (1/15/05)	75t

#### LONGEST KICKOFF RET., NFL POSTSEASON HIST.

Player	Opp. (Date)	Ret.
1. Jacoby Jones, Bal.	vs. S.F. (2/3/13)	108t
2. Trindon Holliday, Den.	vs. Bal. (1/12/13)	104t
3. Eric Weems, Atl.	vs. G.B. (1/15/11)	102t
4. Brian Mitchell, Was.	at T.B. (1/15/00)	100t
5. Desmond Howard, G.B.	vs. N.E. (1/26/97)	99t

## HOLLIDAY'S SINGLE-GAME HIGHS

(Postseason in parentheses)

**Receptions** — 2 at Carolina, 11/11/12 (none). **Receiving yards** — 17 at Carolina, 11/11/12 (none). **Punt returns** — 8 at Carolina, 11/11/12 (3 vs. Baltimore, 1/12/13). **Punt return yards** — 125 at Carolina, 11/11/12 (90 vs. Baltimore, 1/12/13). **Longest punt return** — 81t at N.Y. Giants, 9/15/13 (90t vs. Baltimore, 1/12/13). **Punt return touchdowns** — 1, twice, last at N.Y. Giants, 9/15/13 (1 vs. Baltimore, 1/12/13). **Kick returns** — 4 at San Diego, 11/10/13 (3 vs. Baltimore, 1/12/13). **Kick return yards** — 119 at Cincinnati, 11/4/12 (158 vs. Baltimore, 1/12/13). **Longest kick return** — 105t, twice, last vs. Philadelphia, 9/29/13 (104t vs. Baltimore, 1/12/13). **Kick return touchdowns** — 1, twice, last vs. Philadelphia, 9/29/13 (1 vs. Baltimore, 1/12/13). **Rushes** — 1 vs. Washington, 10/27/13 (none). **Rushing yards** — 7 vs. Washington, 10/27/13 (none). **Longest rush** — 7 vs. Washington, 10/27/13 (none).

## TRINDON HOLLIDAY'S GAME-BY-GAME

(Victories asterisked)

2013 DENVER			RECEIVING					KICK RETURNS					PUNT RETURNS						
Date	Opponent	P/S	No.	Yds.	Avg.	LG	TD	No.	Yds.	Avg.	LG	TD	No.	FC	Yds.	Avg.	LG	TD	
Sep 5	vs. Baltimore*	P	0	0	0.0	—	0	0	0	0.0	—	0	4	0	36	9.0	14	0	
Sep 15	at N.Y. Giants*	P	0	0	0.0	—	0	2	34	17.0	22	0	4	1	121	30.3	81t	1	
Sep 23	vs. Oakland*	P	0	0	0.0	—	0	0	0	0.0	—	0	3	1	34	11.3	20	0	
Sep 29	vs. Philadelphia*	P	0	0	0.0	—	0	1	105	105.0	105t	1	2	0	0	0.0	0	0	
Oct 6	at Dallas*	P	0	0	0.0	—	0	3	87	29.0	40	0	1	0	9	9.0	9	0	
Oct 13	vs. Jacksonville*	P	0	0	0.0	—	0	0	0	0.0	—	0	1	1	1	1.0	1	0	
Oct 20	at Indianapolis*	P	0	0	0.0	—	0	4	123	30.8	56	0	4	2	16	4.0	12	0	
Oct 27	vs. Washington*	P	0	0	0.0	—	0	1	30	30.0	30	0	1	1	10	10.0	10	0	
Nov 10	at San Diego*	P	0	0	0.0	—	0	4	103	25.8	30	0	2	3	6	3.0	6	0	
Nov 17	vs. Kansas City*	P	0	0	0.0	—	0	1	28	28.0	28	0	3	0	17	5.7	12	0	
Regular Season Totals			10/0	0	0	0.0	—	0	16	510	31.9	105t	1	25	9	250	10.0	81t	1

**ADDITIONAL STATISTICS:** Rushing — 1 carry for 7 yards, 7.0 avg., 7 LG.



## DUKE IHENACHO

33

SAFETY



6-1 • 207 • 2ND YR. • SAN JOSE STATE

BORN: June 16, 1989, in Torrance, Calif.

HIGH SCHOOL: Serra High School, Carson, Calif.

ACQUIRED: College Free Agent, 2012

NFL YEAR: 2nd • YEAR WITH BRONCOS: 2nd

NFL GAMES PLAYED/STARTED: 10/8 • POSTSEASON GP/GS: 0/0

### IHENACHO AT A GLANCE:

- A second-year safety who played in two games for the Broncos as a rookie in 2012, while also competing on the club's practice squad.
- Joined long snapper Aaron Brewer and linebacker Steven Johnson as one of three undrafted college free agents to make Denver's active roster in 2012.
- Recorded 268 tackles (142 solo), seven interceptions (110 yds.), 23 passes defended, three forced fumbles and four fumble recoveries in 47 games at San Jose State University.
- Scored three defensive touchdowns during his college career (2 INT, 1 FR), while becoming the first Spartan to collect three first-team All-Western Athletic Conference honors.
- Younger brother of Oakland linebacker Carl Ihenacho, who played three games for the Raiders in 2012 and was a teammate of Duke at SJSU from 2007-09.
- Entered the NFL with Denver as a college free agent on May 3, 2012.

**CAREER TRANSACTIONS:** Signed by Denver as a college free agent 5/3/12; Waived by Denver 8/31/12; Signed by Denver (practice squad) 9/1/12; Signed by Denver (active roster) 9/29/12; Waived by Denver 10/11/12; Signed by Denver (practice squad) 10/13/12; Signed by Denver (active roster) 10/30/12; Waived by Denver 11/13/12; Signed by Denver (practice squad) 11/15/12.



**2013:** Ihenacho made his first career start and led the team with 12 tackles (11 solo), including one for a loss and added his first three career pass breakups vs. Bal. (9/5)... Tied for third on the team with six tackles and broke up a pass at NYG (9/15)... Ranked second on the team with nine tackles, including one for a loss vs. Phi. (9/29)... Recovered his first career fumble and broke up a pair of passes at Dal. (10/6)... Forced his first fumble and tied for third on the team with six tackles vs. Jac. (10/13).

**2012:** Ihenacho, who entered the NFL with Denver as a college free agent on May 3, spent four weeks on the Broncos' active roster as a rookie, seeing action in two games and recording one special-teams tackle... Spent the remainder of the 2012 campaign on the club's practice squad.

**COLLEGE:** Ihenacho totaled 268 tackles (142 solo), seven interceptions (110 yds.), 23 passes defended, three forced fumbles and four fumble recoveries in his 47-game career at San Jose State University... Scored three defensive touchdowns, with two coming off interceptions and one resulting from a fumble recovery... Became the first Spartan to earn first-team All-Western Athletic Conference honors three times... Recorded 73 tackles his senior year to rank third on the team... Named to the preseason Jim Thorpe Award Watch List in 2009 and went on to return an interception for a touchdown in back-to-back games as one of only two players in the country to accomplish that feat... Tallied the Spartans' only blocked punt as a freshman as the youngest player on the squad.

**PERSONAL:** Ihenacho attended Serra High School in San Mateo, Calif., where he played just two seasons of prep football... Made 73 tackles on defense along with 17 receptions for 335 yards (19.7 avg.) and a touchdown on offense as a senior... Majored in business marketing at San Jose State... His older brother, Carl, played at San Diego State from 2007-09, and currently plays for the Oakland Raiders... Last name is pronounced EE-ah-NAH-cho... Duke Ihenacho was born on June 16, 1989, in Torrance, Calif.

### IHENACHO'S REGULAR SEASON RECORD

Year	Club	G	S	UT	A	TT	S-Yds.	I-Yds.	PD	FF	FR	TD-Int.	TD-FR	S	Pts.
2012	Denver	2	0	0	0	0	0-0	0-0	0	0	0	0	0	0	0
2013	Denver	9	9	45	8	53	0-0	0-0	8	2	2	0	0	0	0
<b>CAREER TOTALS</b>		<b>11</b>	<b>9</b>	<b>45</b>	<b>8</b>	<b>53</b>	<b>0-0</b>	<b>0-0</b>	<b>8</b>	<b>2</b>	<b>2</b>	<b>0</b>	<b>0</b>	<b>0</b>	<b>0</b>

**ADDITIONAL STATISTICS:** Special teams tackles — 2012 (1), TOTAL (1).

**DUKE IHENACHO'S GAME-BY-GAME**

*(Victories asterisked)*

2013 DENVER		TACKLES								
Date	Opponent	P/S	UT	A	TT	S-Yds.	I-Yds.	PD	FF	FR
Sep 5	vs. Baltimore*	S	11	1	12	0-0	0-0	3	0	0
Sep 15	at N.Y. Giants*	S	5	1	6	0-0	0-0	1	0	0
Sep 23	vs. Oakland*	S	0	1	1	0-0	0-0	1	0	0
Sep 29	vs. Philadelphia*	S	9	0	9	0-0	0-0	0	0	0
Oct 6	at Dallas*	S	3	1	4	0-0	0-0	2	0	1
Oct 13	vs. Jacksonville*	S	6	0	6	0-0	0-0	0	1	0
Oct 20	at Indianapolis	S	5	4	9	0-0	0-0	0	1	1
Oct 27	vs. Washington*	S	3	0	3	0-0	0-0	1	0	0
Nov 10	at San Diego*			INACTIVE						
Nov 17	vs. Kansas City*	S	3	0	3	0-0	0-0	0	0	0
<b>Regular Season Totals</b>		<b>9/9</b>	<b>45</b>	<b>8</b>	<b>53</b>	<b>0-0</b>	<b>0-0</b>	<b>8</b>	<b>2</b>	<b>2</b>



## NATE IRVING

56

### LINEBACKER

6-1 • 245 • 3RD YR. • NORTH CAROLINA STATE

BORN: July 12, 1988, in Teachey, N.C.

HIGH SCHOOL: Wallace-Rose Hill High School, Teachey, N.C.

ACQUIRED: Draft #3 (67th overall), 2011

NFL YEAR: 3rd • YEAR WITH BRONCOS: 3rd

NFL GAMES PLAYED/STARTED: 40/3 • POSTSEASON GP/GS: 3/0



### IRVING AT A GLANCE:

- A third-year linebacker who played 31-of-32 possible regular-season games through his first two NFL seasons, totaling 14 special-teams tackles and three defensive stops during that time.
- Tied for the team lead with 10 special-teams tackles in addition to blocking a punt for the Broncos in 2012.
- Totaled four special-teams stops for Denver in the regular season in 2011, adding his first career defensive stop in the Broncos' AFC Divisional Playoff Game at New England (1/14/12).
- Saw action in 34 games (26 starts) at North Carolina State University, totaling 233 tackles (136 solo), 8.5 sacks (56 yds.), 39.5 tackles for a loss, four interceptions (83 yds.), six forced fumbles and three fumble recoveries for the Wolfpack.
- Named a first-team All-America selection by Scout.com as a senior in 2010 and was an All-Atlantic Coast Conference performer after leading N.C. State with 97 tackles (51 solo), including 20.5 tackles for a loss (77 yds.) and 6.5 sacks (41 yds.).
- Presented with the ACC's prestigious Piccolo Award (most courageous player) following his senior season after returning from missing the entire 2009 campaign recovering from multiple injuries sustained in a car crash.
- Selected by the Broncos in the third round (67th overall) of the 2011 NFL Draft.

**CAREER TRANSACTIONS:** Signed by Denver as a draft choice 7/29/11.



**2013:** Irving established a career high with four tackles, including one behind the line of scrimmage vs. Bal. (9/5)... Made two tackles, including one for a loss and added a special-teams tackle at NYG (9/15)... Tied for the team lead with eight tackles, including one for a loss vs. Oak. (9/23), also adding a special-teams stop in the win... Extended his streak to four straight games with a tackle for a loss with one vs. Phi. (9/29)... Made a tackle for a loss and a special-teams tackle at Ind. (10/20).

**2012:** Irving played 15 regular-season games and tied for the team lead with 10 special-teams tackles while breaking into the linebacker rotation with 36 total snaps on defense (3 TT, 1 PD)... Blocked his first career punt vs. S.D. (11/18).

**2011:** Selected by Denver in the third round (67th overall) of the 2011 NFL Draft, Irving played all 16 regular-season games as a rookie, totaling four special-teams tackles, and saw action in both playoff contests while contributing one defensive stop.

**COLLEGE:** Irving competed in 34 games (26 starts) at North Carolina State University and totaled 233 tackles (136 solo), 8.5 sacks (56 yds.), 39.5 tackles for a loss, four interceptions (83 yds.), six forced fumbles and three fumble recoveries... Named a first-team All-America selection by Scout.com as a senior in 2010 and was an All-Atlantic Coast Conference selection after leading the Wolfpack with 97 tackles (51 solo), including 20.5 tackles for a loss (77 yds.) and 6.5 sacks (41 yds.)... Presented with the prestigious Piccolo Award (most courageous player) following his senior season after returning from missing the entire 2009 campaign recovering from multiple injuries sustained in a car crash... Set an NCAA record with eight tackles for a loss in a win vs. Wake Forest (11/13/10).

**PERSONAL :** Irving attended Wallace-Rose Hill High School in Teachey, N.C., where he played tight end and rush end/linebacker as a senior, totaling 110 tackles, three sacks, one interception and six forced fumbles to go along with 12 all-purpose touchdowns... Invited to play in the North Carolina Shrine Bowl and was selected as a first-team All-Super Six Conference choice... Graduated from North Carolina State with a degree in program management (minor in zoology)... Nate Irving was born on July 12, 1988, in Teachey, N.C.



### IRVING'S REGULAR SEASON RECORD

Year	Club	G	S	UT	A	TT	S-Yds.	I-Yds.	PD	FF	FR	TD-Int.	TD-FR	S	Pts.
2011	Denver	16	0	0	0	0	0-0	0-0	0	0	0	0	0	0	0
2012	Denver	15	0	1	2	3	0-0	0-0	1	0	0	0	0	0	0
2013	Denver	9	3	17	9	26	0-0	0-0	1	0	0	0	0	0	0
<b>CAREER TOTALS</b>		<b>40</b>	<b>3</b>	<b>18</b>	<b>11</b>	<b>29</b>	<b>0-0</b>	<b>0-0</b>	<b>2</b>	<b>0</b>	<b>0</b>	<b>0</b>	<b>0</b>	<b>0</b>	<b>0</b>

**ADDITIONAL STATISTICS:** Special teams tackles — 2011 (4), 2012 (10), 2013 (4) TOTAL (18).

### IRVING'S POSTSEASON RECORD

Year	Club	G	S	UT	A	TT	S-Yds.	I-Yds.	PD	FF	FR	TD-Int.	TD-FR	S	Pts.
2011	Denver	2	0	1	0	1	0-0	0-0	0	0	0	0	0	0	0
2012	Denver	1	0	0	0	0	0-0	0-0	0	0	0	0	0	0	0
<b>CAREER TOTALS</b>		<b>3</b>	<b>0</b>	<b>1</b>	<b>0</b>	<b>1</b>	<b>0-0</b>	<b>0-0</b>	<b>0</b>	<b>0</b>	<b>0</b>	<b>0</b>	<b>0</b>	<b>0</b>	<b>0</b>

### IRVING'S SINGLE-GAME HIGHS

(Postseason in parentheses)

**Tackles** — 8 vs. Oakland, 9/23/13 (1 at New England, 1/14/12). **Special-teams tackles** — 2, four times, last vs. San Diego, 11/18/12 (none).

### NATE IRVING'S GAME-BY-GAME

(Victories asterisked)

2013 DENVER		TACKLES									
Date	Opponent	P/S	UT	A	TT	S-Yds.	I-Yds.	PD	FF	FR	
Sep 5	vs. Baltimore*	P	3	1	4	0-0	0-0	0	0	0	
Sep 15	at N.Y. Giants*	S	1	1	2	0-0	0-0	0	0	0	
Sep 23	vs. Oakland*	P	5	3	8	0-0	0-0	0	0	0	
Sep 29	vs. Philadelphia*	S	2	1	3	0-0	0-0	0	0	0	
Oct 6	at Dallas*	P	1	0	1	0-0	0-0	0	0	0	
Oct 13	vs. Jacksonville*	S	3	1	4	0-0	0-0	1	0	0	
Oct 20	at Indianapolis	P	1	1	2	0-0	0-0	0	0	0	
Oct 27	vs. Washington*	P	0	1	1	0-0	0-0	0	0	0	
Nov 10	at San Diego*	P	1	0	1	0-0	0-0	0	0	0	
Nov 17	vs. Kansas City*				INACTIVE						
<b>Regular Season Totals</b>			<b>9/3</b>	<b>17</b>	<b>9</b>	<b>26</b>	<b>0-0</b>	<b>0-0</b>	<b>1</b>	<b>0</b>	<b>0</b>

**ADDITIONAL STATISTICS:** Special teams tackles — 4.



## JACKSON'S SINGLE-GAME HIGHS


(Postseason in parentheses)

**Tackles** — 7 vs. Jacksonville, 10/13/13 (none). **Sacks** — 2 vs. Jacksonville, 10/13/13 (none). **Sack yards** — 12 vs. Jacksonville, 10/13/13 (none). **Pass breakups** — 2 vs. Kansas City, 11/18/13 (none).

## MALIK JACKSON'S GAME-BY-GAME

(Victories asterisked)

2013 DENVER			TACKLES							
Date	Opponent	P/S	UT	A	TT	S-Yds.	I-Yds.	PD	FF	FR
Sep 5	vs. Baltimore*	P	0	1	1	0-0	0-0	0	0	0
Sep 15	at N.Y. Giants*	P	2	0	2	0-0	0-0	0	0	0
Sep 23	vs. Oakland*	P	0	1	1	.5-5.5	0-0	0	0	0
Sep 29	vs. Philadelphia*	P	0	0	0	0-0	0-0	0	0	0
Oct 6	at Dallas*	P	1	1	2	1-7	0-0	0	0	0
Oct 13	vs. Jacksonville*	P	5	2	7	2-12	0-0	1	0	0
Oct 20	at Indianapolis	P	1	2	3	0-0	0-0	1	0	0
Oct 27	vs. Washington*	P	0	1	1	0-0	0-0	0	0	0
Nov 10	at San Diego*	P	2	1	3	0-0	0-0	0	0	0
Nov 17	vs. Kansas City*	P	1	2	3	.5-3.5	0-0	2	0	0
Regular Season Totals			10/0	12	11	23	4-28	0-0	4	0



## QUENTIN JAMMER

34

### DEFENSIVE BACK

6-0 • 204 • 12TH YR. • TEXAS

**BORN:** June 19, 1979, in Bay City, Texas

**HIGH SCHOOL:** Angleton (Texas) High School

**ACQUIRED:** Unrestricted Free Agent (San Diego), 2013

**NFL YEAR:** 12th • **YEAR WITH BRONCOS:** 1st

**NFL GAMES PLAYED/STARTED:** 177/162 • **POSTSEASON GP/GS:** 8/8



### JAMMER AT A GLANCE:

- A 12th-year defensive back who played cornerback his first 11 NFL seasons with San Diego, starting at least 14 games in each of the last 10 years.
- Ranked sixth among cornerbacks (9th among all defensive backs) with 710 tackles from 2002-12 according to press box totals.
- Posted at least 10 passes defended in his first nine seasons and has averaged more than a dozen per year during his career.
- Saw action in the sixth-most regular-season games (172) in Chargers history (most by a cornerback) and tied for seventh on San Diego's all-time list with 21 career interceptions.
- Opened eight career postseason contests and totaled 29 tackles (27 solo), two interceptions (24 yds.) and 10 passes defended.
- Recorded a career-best six takeaways (3 INT, 3 FR) in 2012, including his first defensive touchdown—an 80-yard interception returned for a score against Denver (10/15/12).
- Named to *Pro Football Weekly's* All-Rookie Team in 2002 after playing 14 games (4 starts) and contributing 64 tackles (56 solo) and 10 passes defended during his initial campaign.
- Selected as a first-team All-American as a senior at the University of Texas, where he accumulated 195 career tackles and seven interceptions with the Longhorns and set a school record with 57 pass breakups.
- Joined the Broncos as an unrestricted free agent on May 30, 2013.
- Selected by the Chargers in the first round (5th overall) of the 2002 NFL Draft.

**CAREER TRANSACTIONS:** Signed by San Diego as a draft choice 9/10/02; Signed by Denver as an unrestricted free agent 5/30/13.



**2013:** Jammer made his first tackle of the season vs. Was. (10/27)... Started and made three tackles against his former team in Denver's Week 10 win at S.D. (11/10)... Broke up two passes and recovered a fumble vs. K.C. (11/17).

**2012:** Jammer started all 16 games for the eighth time in his career and totaled a career-best six takeaways (3 INT, 3 FR) in addition to 57 tackles (45 solo), nine passes defended and one forced fumble... Registered the first defensive score of his career with an 80-yard interception returned for a score off quarterback Peyton Manning on *Monday Night Football* vs. Den. (10/15).

**2011:** Jammer opened all 15 games played and totaled 52 tackles (48 solo), eight passes defended and one fumble recovery for the Chargers... Inactive vs. Mia. (10/2) with a hamstring injury—just his second game missed since 2002.

**2010:** Jammer started all 16 games and recorded 49 tackles (42 solo), two interceptions (5 yds.), 11 passes defended and one forced fumble... Named to *USA Today's* All-Joe Team for the second consecutive season.

**2009:** Jammer opened all 16 regular-season games and was named the Chargers' co-Defensive Player of the Year after notching 54 tackles (45 solo), three interceptions (25 yds.), 11 passes defended and one forced fumble... Selected to *USA Today's* All-Joe Team... Received the game ball for his efforts vs. K.C. (11/29) when he had an interception and a forced fumble both result in Chargers touchdowns... Made five solo tackles, an interception (24 yds.) and two passes defended in San Diego's AFC Divisional Playoff Game vs. NYJ (1/17).

**2008:** Jammer matched or exceeded career highs in tackles (91), passes defended (19) and forced fumbles (3) in 16 regular-season starts while adding two interceptions (2 yds.) and two fumble recoveries for San Diego... Named the Chargers' Most Inspirational Player as the team rallied from three games back with three to play to capture the AFC West crown... Started both of San Diego's postseason contests and contributed four solo tackles and one pass defended... Notched an interception and a season-high five passes defended vs. N.E. (10/12)... Posted a career-best two forced fumbles, one of which was returned by teammate Eric Weddle 86 yards for a touchdown, vs. Atl. (11/30).

**2007:** Jammer started 14-of-15 regular-season games played and recorded 66 tackles (56 solo), one interception

**QUENTIN JAMMER'S INTs BY QUARTERBACK**

*\*denotes win (Jammer's teams are 12-10, including postseason, in games in which he records an interception.)*

QB	INTs	Dates
Trent Green	3	1 at K.C., 9/7/03, 2 vs. K.C., 11/30/03
Peyton Manning	3	1 at Ind., 12/18/05*, 1 vs. Ind., 11/23/08, 1 vs. Den., 10/15/12
Matt Cassel	2	1 vs. N.E., 10/12/08*, 1 vs. K.C., 11/29/09*
Tom Brady	1	1 at N.E., 1/20/08 (AFC Championship)
Drew Brees	1	1 at N.O., 10/7/12
Aaron Brooks	1	1 vs. Oak., 11/26/06*
Kerry Collins	1	1 vs. Ten., 9/17/06*
Jay Cutler	1	1 vs. Den., 12/24/07*
Brian Griese	1	1 vs. T.B., 12/12/04*
Matt Hasselbeck	1	1 at Sea., 9/26/10
Danny Kanell	1	1 at Den., 11/16/03
J.P. Losman	1	1 at Buf., 12/3/06*
Steve McNair	1	1 at Bal., 10/1/06
Carson Palmer	1	1 vs. Cin., 12/20/09*
Terrelle Pryor	1	1 vs. Oak., 12/30/12*
JaMarcus Russell	1	1 at Oak., 9/14/09*
Mark Sanchez	1	1 vs. NYJ, 1/17/10 (AFC Divisional)
Tim Tebow	1	1 at Den., 1/2/11*

tion (0 yds.), 10 passes defended and two fumble recoveries... Opened all three playoff games for the Chargers and posted nine tackles (8 solo), one interception (0 yds.) and four passes defended... Inactive vs. Ind. (11/11) with a hamstring injury... Made an interception and a team-high three passes defended in the AFC Championship Game at N.E. (1/20).

**2006:** Jammer started all 16 regular-season games for the fourth consecutive season and registered 89 tackles (77 solo) and 18 passes defended, while tying a career-high with four interceptions (57 yds.)... Made a season-high five passes defended vs. K.C. (12/17)... Added seven tackles (6 solo) and two passes defended in the Chargers' AFC Divisional Playoff Game vs. N.E. (1/14).

**2005:** Jammer opened all 16 games and totaled a career-best 19 passes defended to go along with 72 tackles (60 solo), one interception (14 yds.) and one forced fumble... Contributed a season-high five passes defended at Ind. (12/18), including a game-sealing interception in the end zone with less

than two minutes remaining.

**2004:** Jammer started all 16 regular-season games and registered 62 tackles (53 solo), one interception (12 yds.) and 10 passes defended... Made his playoff debut in San Diego's AFC Wild Card Game vs. NYJ (1/8) and posted four solo tackles and a pass defended.

**2003:** Jammer totaled 71 tackles (57 solo), four interceptions (6 yds.), 13 passes defended and one fumble recovery as a 16-game starter for the Chargers... Made his first career interception off Trent Green at K.C. (9/7) and added two more picks off the veteran quarterback vs. K.C. (11/30).

**2002:** Selected by San Diego in the first round (5th overall) of the 2002 NFL Draft, Jammer was named a *Pro Football Weekly* All-Rookie selection after starting 4-of-14 games played and contributing 64 tackles (56 solo) and 10 passes defended... Made his first career start at Oak. (10/20) and posted a season-high 10 tackles in the Chargers' second meeting with the Raiders vs. Oak (12/8).

**COLLEGE:** Jammer opened 41-of-49 games played at the University of Texas (28 starts at cornerback, 13 starts at free safety)... Named a unanimous first-team All-America selection as a senior in 2001 and finished as the school's first-ever Jim Thorpe Award finalist... Selected as a two-time Big 12 Conference first team choice while establishing a school record with 57 pass breakups to go along with 195 career tackles and seven interceptions.

**PERSONAL:** Jammer attended Angleton (Texas) High School, where he was a three-year starter contributing at quarterback, running back and defensive back... Named a two-time all-district selection on both sides of the ball, including district MVP honors as a senior... Earned three letters in track and field... Majored in ethnic studies at Texas... Started the Jammer Family Foundation that enjoys a partnership with San Pasqual Academy to provide education for foster teens... Actively supports Mothers Against Drunk Driving (MADD)... Has three sons: Kaden, Kaleb and Kasen... Quentin T. Jammer was born on June 19, 1979, in Bay City, Texas.

**JAMMER'S REGULAR SEASON RECORD**

Year	Club	G	S	UT	A	TT	S-Yds.	I-Yds.	PD	FF	FR	TD-Int.	TD-FR	S	Pts.
2002	San Diego	14	4	56	8	64	0-0	0-0	10	0	0	0	0	0	0
2003	San Diego	16	16	57	14	71	0-0	4-6	13	0	1	0	0	0	0
2004	San Diego	16	16	53	9	62	0-0	1-12	10	0	0	0	0	0	0
2005	San Diego	16	16	60	12	72	0-0	1-14	19	1	0	0	0	0	0
2006	San Diego	16	16	77	12	89	0-0	4-57	18	0	0	0	0	0	0
2007	San Diego	15	14	56	10	66	0-0	1-0	10	0	2	0	0	0	0
2008	San Diego	16	16	74	17	91	0-0	2-2	19	3	2	0	0	0	0
2009	San Diego	16	16	45	9	54	0-0	3-25	11	1	0	0	0	0	0
2010	San Diego	16	16	42	7	49	0-0	2-5	11	1	0	0	0	0	0
2011	San Diego	15	15	48	4	52	0-0	0-0	8	0	1	0	0	0	0
2012	San Diego	16	16	45	12	57	0-0	3-89	9	1	3	1	0	0	6
2013	Denver	5	1	5	0	5	0-0	0-0	3	0	0	0	0	0	0
<b>CAREER TOTALS</b>		<b>177</b>	<b>162</b>	<b>622</b>	<b>115</b>	<b>737</b>	<b>0-0</b>	<b>21-210</b>	<b>141</b>	<b>7</b>	<b>9</b>	<b>1</b>	<b>0</b>	<b>0</b>	<b>6</b>

**ADDITIONAL STATISTICS:** Special teams tackles — 2002 (3), 2005 (2), 2006 (2), 2008 (2), 2009 (1), 2010 (1), 2011 (1), TOTAL (12). Special teams fumbles — 2007 (1 FR), TOTAL (1 FR).

**JAMMER'S POSTSEASON RECORD**

Year	Club	G	S	UT	A	TT	S-Yds.	I-Yds.	PD	FF	FR	TD-Int.	TD-FR	S	Pts.
2004	San Diego	1	1	4	0	4	0-0	0-0	1	0	0	0	0	0	0
2006	San Diego	1	1	6	1	7	0-0	0-0	2	0	0	0	0	0	0
2007	San Diego	3	3	8	1	9	0-0	1-0	4	0	0	0	0	0	0
2008	San Diego	2	2	4	0	4	0-0	0-0	1	0	0	0	0	0	0
2009	San Diego	1	1	5	0	5	0-0	1-24	2	0	0	0	0	0	0
<b>CAREER TOTALS</b>		<b>8</b>	<b>8</b>	<b>27</b>	<b>2</b>	<b>29</b>	<b>0-0</b>	<b>2-24</b>	<b>10</b>	<b>0</b>	<b>0</b>	<b>0</b>	<b>0</b>	<b>0</b>	<b>0</b>

## JAMMER'S SINGLE-GAME HIGHS

(Postseason in parentheses)

**Tackles** — 13 at Denver, 9/14/08 (7 vs. New England, 1/14/07). **Interceptions** — 2 vs. Kansas City, 11/30/03 (1, twice, last vs. N.Y. Jets, 1/17/10). **Interception return yards** — 80 vs. Denver, 10/15/12 (24 vs. N.Y. Jets, 1/17/10). **Passes defended** — 5, three times, last vs. New England, 10/12/08 (3 at New England, 1/20/08).

## QUENTIN JAMMER'S GAME-BY-GAME

(Victories asterisked)

2013 DENVER		TACKLES								
Date	Opponent	P/S	UT	A	TT	S-Yds.	I-Yds	PD	FF	FR
Sep 5	vs. Baltimore*				INACTIVE					
Sep 15	at N.Y. Giants*				INACTIVE					
Sep 23	vs. Oakland*				INACTIVE					
Sep 23	vs. Philadelphia*	P	0	0	0	0-0	0-0	0	0	0
Oct 6	at Dallas*				INACTIVE					
Oct 13	vs. Jacksonville*	P	0	0	0	0-0	0-0	0	0	0
Oct 20	at Indianapolis				INACTIVE					
Oct 27	vs. Washington*	P	1	0	1	0-0	0-0	0	0	0
Nov 10	at San Diego*	S	3	0	3	0-0	0-0	1	0	0
Nov 17	vs. Kansas City*	P	1	0	1	0-0	0-0	2	0	1
Regular Season Totals		5/1	5	0	5	0-0	0-0	3	0	1



# STEVEN JOHNSON

53

LINEBACKER

6-1 • 237 • 2ND YR. • KANSAS

BORN: March 28, 1988, in Wallingford, Pa.

HIGH SCHOOL: Strath Haven High School, Wallingford, Pa.

ACQUIRED: College Free Agent, 2012

NFL YEAR: 2nd • YEAR WITH BRONCOS: 2nd

NFL GAMES PLAYED/STARTED: 21/0 • POSTSEASON GP/GS: 1/0



## JOHNSON AT A GLANCE:

- A second-year linebacker who played 11 regular-season games and tied for the team lead with 10 special-teams tackles during his 2012 rookie season with Denver.
- Became just the third rookie since at least 1994 (LB Wesley Woodyard, 2008; S Darcel McBath, 2009) to lead the Broncos in special-teams tackles.
- Joined long snapper Aaron Brewer and safety Duke Ihenacho as one of three undrafted college free agents to make the Broncos' active roster in 2012.
- Finished his four-year career at the University of Kansas with 229 tackles, 6.5 tackles for a loss and two sacks.
- Led the Big 12 Conference and ranked 21st in the nation with 124 tackles as a senior captain for the Jayhawks in 2011.
- Entered the NFL with Denver as a college free agent on May 3, 2012.

**CAREER TRANSACTIONS:** Signed by Denver as a college free agent 5/3/12.



**2013:** Johnson tied for the team lead and set a career high with three special-teams tackles at NYG (9/15)... Blocked a punt and returned it 17 yards for a touchdown and added a special-teams tackle vs. Phi. (9/29)... Made his first career defensive tackle, stopping Jamaal Charles for no gain on 3rd-and-goal from the Denver 1-yard line, forcing the Chiefs to settle for a field goal vs. K.C. (11/17).

**2012:** Johnson, who entered the NFL with the Broncos as a college free agent on May 3, played 11 regular-season games and tied for the team lead with 10 special-teams tackles in addition to seeing a handful of snaps on defense... Became just the third Broncos rookie since at least 1994 to lead the team in special-teams stops... Matched a career high with two special-teams tackles and forced a special teams fumble at Bal. (12/16)... Saw action in Denver's AFC Divisional Playoff Game vs. Bal. (1/12) and contributed a special-teams tackle.

**COLLEGE:** Johnson finished his four-year career at the University of Kansas with 229 tackles, 6.5 tackles for a loss and two sacks... Led the Jayhawks in tackles each of his final two seasons... Led the Big 12 Conference and ranked 21st in the country in tackles with 124 stops his senior season, while serving as a team captain... Tallied 95 tackles as a junior, including 4.5 for a loss and two sacks... Played in 10 games as a sophomore, recording nine stops on defense and contributing on special teams.

**PERSONAL:** Johnson earned all-state honors at Strath Haven High School in Wallingford, Pa., after leading the state in tackles (123) as a senior while also seeing time at running back... Named Defensive MVP and earned all-county honors as a senior... Competed in basketball and track for three years in high school... Majored in economics at Kansas, with a business minor... Steven Johnson was born on March 28, 1988, in Wallingford, Pa.

## JOHNSON'S REGULAR SEASON RECORD

Year	Club	G	S	UT	A	TT	S-Yds.	I-Yds.	PD	FF	FR	TD-Int.	TD-FR	S	Pts.
2012	Denver	11	0	0	0	0	0-0	0-0	0	0	0	0	0	0	0
2013	Denver	10	0	1	0	1	0-0	0-0	0	0	0	0	0	0	0
<b>CAREER TOTALS</b>		<b>21</b>	<b>0</b>	<b>1</b>	<b>0</b>	<b>1</b>	<b>0-0</b>	<b>0-0</b>	<b>0</b>	<b>0</b>	<b>0</b>	<b>0</b>	<b>0</b>	<b>0</b>	<b>0</b>

**ADDITIONAL STATISTICS:** Special teams tackles — 2012 (10), 2013 (4) TOTAL (14). Special teams forced fumbles — 2012 (1), TOTAL (1). Blocked punt returned for a 17-yard touchdown vs. Philadelphia 9/29/13.

## JOHNSON AN IMMEDIATE CONTRIBUTOR AS A ROOKIE

### ROOKIES TO LEAD TEAM IN SPECIAL-TEAMS TACKLES, BRONCOS HISTORY (SINCE 1994)

Player	Year	No.
Wesley Woodyard	2008	11
Darcel McBath	2009	11
<b>Steven Johnson</b>	<b>2012</b>	<b>10</b>



### JOHNSON'S POSTSEASON RECORD

Year	Club	G	S	UT	A	TT	S-Yds.	I-Yds.	PD	FF	FR	TD-Int.	TD-FR	S	Pts.
2012	Denver	1	0	0	0	0	0-0	0-0	0	0	0	0	0	0	0
<b>CAREER TOTALS</b>		<b>1</b>	<b>0</b>	<b>0</b>	<b>0</b>	<b>0</b>	<b>0-0</b>	<b>0-0</b>	<b>0</b>	<b>0</b>	<b>0</b>	<b>0</b>	<b>0</b>	<b>0</b>	<b>0</b>

**ADDITIONAL STATISTICS:** Special teams tackles — 2012 (1), TOTAL (1).

### JOHNSON'S SINGLE-GAME HIGHS

(Postseason in parentheses)

**Tackles** — 1 vs. Kansas City, 11/17/13 (none). **Special-teams tackles** — 3 at N.Y. Giants, 9/15/13 (1 vs. Baltimore, 1/12/13).

### STEVEN JOHNSON'S GAME-BY-GAME

(Victories asterisked)

2013 DENVER		TACKLES								
Date	Opponent	P/S	UT	A	TT	S-Yds.	I-Yds.	PD	FF	FR
Sep 5	vs. Baltimore*	P	0	0	0	0-0	0-0	0	0	0
Sep 15	at N.Y. Giants*	P	0	0	0	0-0	0-0	0	0	0
Sep 23	vs. Oakland*	P	0	0	0	0-0	0-0	0	0	0
Sep 29	vs. Philadelphia*	P	0	0	0	0-0	0-0	0	0	0
Oct 6	at Dallas*	P	0	0	0	0-0	0-0	0	0	0
Oct 13	vs. Jacksonville*	P	0	0	0	0-0	0-0	0	0	0
Oct 20	at Indianapolis	P	0	0	0	0-0	0-0	0	0	0
Oct 27	vs. Washington*	P	0	0	0	0-0	0-0	0	0	0
Nov 10	at San Diego*	P	0	0	0	0-0	0-0	0	0	0
Nov 17	vs. Kansas City*	P	1	0	1	0-0	0-0	0	0	0
Regular Season Totals		10/0	1	0	1	0-0	0-0	0	0	0

**ADDITIONAL STATISTICS:** Special teams tackles — 4. Blocked punt fnd returned it 17 yards for a touchdown vs. Phi., 9/29.



# WINSTON JUSTICE

77

## OFFENSIVE TACKLE

6-6 • 317 • 8TH YR. • USC

**BORN:** Sept. 14, 1984, in Long Beach, Calif.

**HIGH SCHOOL:** Long Beach Poly High School, Long Beach, Calif.

**ACQUIRED:** Free Agent, 2013

**NFL YEAR:** 8th • **YEAR WITH BRONCOS:** 1st

**NFL GAMES PLAYED/STARTED:** 59/43 • **POSTSEASON GP/GS:** 6/3



### JUSTICE AT A GLANCE:

- An eighth-year offensive tackle who played 59 regular-season games (43 starts) and six postseason contests (3 starts) over his first seven NFL seasons with Philadelphia (2007-11) and Indianapolis (2012).
- Named to the USA Today's All-Joe Team in 2009 after starting all 16 games for the Eagles.
- Started 12 regular-season games and one playoff contest for Indianapolis in 2012.
- Earned all-conference honors as a right tackle at USC, where he started during the school's 2003 national championship season.
- Garnered All-America honors at Long Beach Poly High School, helping the school to a 39-1-1 record.
- Signed by the Broncos as a free agent on Sept. 18, 2013.
- Drafted in the second round (39th overall) of the 2006 NFL Draft by Philadelphia.

**CAREER TRANSACTIONS:** Signed by Philadelphia as a draft choice 7/17/06; Traded from Philadelphia to Indianapolis 3/14/12; Signed by Denver 9/18/13.



**2012:** Justice started all 12 regular-season games he played for Indianapolis as well as the team's Wild Card playoff game.

**2011:** Justice played six games (1 start), helping block for running back LeSean McCoy, who finished fourth in the NFL with 1,309 rushing yards... Helped the offensive line tie for fourth the NFL with just 32 sacks allowed.

**2010:** Justice started all 13 games he played, helping the Eagles rank fifth in rushing yards.

**2009:** Justice started all 16 games and earned a selection to the *USA Today's* All-Joe Team... Was a part of an Eagles offense that set a then-franchise-record with 429 points... Started the team's Wild Card playoff contest at Dal. (1/9).

**2008:** Justice appeared in five games (0 starts) for Philadelphia, helping the offense rank sixth in the NFL with 244.4 net passing yards per game.

**2007:** Justice played seven games (1 start) for the Eagles... Played his first NFL game at G.B. (9/9)... Made his first career start at NYG (9/30).

**2006:** Justice was drafted in the second round (39th overall) of the 2006 NFL Draft by Philadelphia... Did not appear in any games.

**COLLEGE:** Justice earned honorable mention all-conference honors as a right tackle at USC... Started at right tackle during the team's national championship season in 2003... Blocked for a pair of Heisman Trophy winners in Carson Palmer and Reggie Bush... Earned freshman All-America honors... Became USC's first true freshman to start on the offensive line since the 1996 season.

**PERSONAL:** Justice earned All-America honors at Long Beach (Calif.) Poly High School... Helped his school to a 39-1-1 record and earned three CIF Division I titles... Earned all-state honors... Registered 38 pancake blocks as a senior... Has made missionary visits to Uganda and Haiti.

### JUSTICE'S REGULAR SEASON RECORD

Year	Club	G	S
2006	Philadelphia	0	0
2007	Philadelphia	7	1
2008	Philadelphia	5	0
2009	Philadelphia	16	16
2010	Philadelphia	13	13
2011	Philadelphia	6	1
2012	Indianapolis	12	12
2013	Denver	0	0
<b>CAREER TOTALS</b>		<b>59</b>	<b>43</b>

**JUSTICE'S POSTSEASON RECORD**

<b>Year</b>	<b>Club</b>	<b>G</b>	<b>S</b>
2008	Philadelphia	3	0
2009	Philadelphia	1	1
2010	Philadelphia	1	1
2012	Indianapolis	1	1
<b>CAREER TOTALS</b>		<b>6</b>	<b>3</b>



# TERRANCE KNIGHTON 94

## DEFENSIVE TACKLE

6-3 • 335 • 5TH YR. • TEMPLE

**BORN:** July 4, 1986, in Hartford, Conn.

**HIGH SCHOOL:** Milford Academy, New Berlin, N.Y.

**ACQUIRED:** Unrestricted Free Agent (Jacksonville), 2013

**NFL YEAR:** 5th • **YEAR WITH BRONCOS:** 1st

**NFL GAMES PLAYED/STARTED:** 71/59 • **POSTSEASON GP/GS:** 0/0



### KNIGHTON AT A GLANCE:

- A fifth-year defensive tackle who started 50-of-61 career games during his first four NFL seasons with Jacksonville and totaled 260 tackles (151 solo), 7.5 sacks (48 yds.), one interception (-3 yds.), nine passes defended, three forced fumbles and one fumble recovery.
- Tallied 59 quarterback pressures for the Jaguars, including 57 pressures during the last three seasons to rank second on the team during that span.
- Played under Broncos Defensive Coordinator Jack Del Rio in Jacksonville from 2009-11, starting all 45 games he appeared in for the former Jaguars head coach.
- Became the first defensive lineman in Jaguars history to start all 16 games as a rookie.
- Played 46 games (34 starts) at Temple University and totaled 26 career tackles for a loss as a three-year starter for the Owls.
- Joined the Broncos as an unrestricted free agent on March 14, 2013.
- Selected by Jacksonville in the third round (72nd overall) of the 2009 NFL Draft.

**CAREER TRANSACTIONS:** Signed by Jacksonville as a draft choice 7/31/09; Signed by Denver as an unrestricted free agent 3/14/13.



**2013:** Knighton started in his Broncos debut and made two tackles with a quarterback hit vs. Bal. (9/5)... Sacked Andrew Luck for a 7-yard loss at Ind. (10/20)... Made a pair of tackles, including one sack and a team-high three QB hits vs. Was. (10/27)... Registered a sack for his third-straight game, dropping Philip Rivers for a 3-yard loss at S.D. (11/10).

**2012:** Knighton played all 16 games (5 starts) for the third time in his career and totaled 61 tackles (31 solo), two sacks (12 yds.), three passes defended and two forced fumbles... Ranked second on the Jaguars with 17 quarterback pressures.

**2011:** Knighton started all 13 games played and tallied 61 tackles (38 solo) and one pass defended while ranking third on the club with 17 quarterback pressures... Missed Games 9-11 with an ankle injury... Totaled 10 tackles (4 solo) at NYJ (9/18) to represent the third double-digit output of his career.

**2010:** Knighton opened all 16 games for the second consecutive season to begin his career and recorded a career-high 85 tackles (53 solo), four sacks (27 yds.), one interception (-3 yds.) and four passes defended... Ranked third on the club with 23 quarterback pressures and tied for fifth among AFC defensive tackles with his four sacks... Notched a career-best 11 tackles (9 solo) vs. Ten. (10/18)... Posted his first career interception at Dal. (10/31).

**2009:** Selected by Jacksonville in the third round (72nd overall) of the 2009 NFL Draft, Knighton became the first defensive lineman in team history to start every game as a rookie... Recorded 53 tackles (29 solo), 1.5 sacks (9 yds.), one pass defended and one forced fumble... Played every defensive snap and added four tackles in his NFL debut at Ind. (9/13).

**COLLEGE:** Knighton started three seasons at Temple University and totaled 184 tackles (105 solo), seven sacks, 26 tackles for a loss, three forced fumbles, six fumble recoveries and four blocked kicks in 46 games played (34 starts)... Accumulated at least 50 tackles in each of his final three seasons for the Owls, earning the team's defensive MVP honor as a junior and serving as a team captain his senior season.

**PERSONAL:** Knighton attended Windsor (Conn.) High School, where he was a two-year letterman at defensive end and tight end... Earned all-state honors in football as a junior and was named an All-CCC West League selection on the hardwood... Spent the 2004 season at Milford Academy in New Berlin, N.Y.... Terrance Knighton was born on July 4, 1986, in Hartford, Conn.

## KNIGHTON'S REGULAR SEASON RECORD

Year	Club	G	S	UT	A	TT	S-Yds.	I-Yds.	PD	FF	FR	TD-Int.	TD-FR	S	Pts.
2009	Jacksonville	16	16	29	24	53	1.5-9	0-0	1	1	0	0	0	0	0
2010	Jacksonville	16	16	53	34	87	4-27	1--3	4	0	0	0	0	0	0
2011	Jacksonville	13	13	38	23	61	0-0	0-0	1	0	0	0	0	0	0
2012	Jacksonville	16	4	31	30	61	2-12	0-0	3	2	0	0	0	0	0
2013	Denver	10	10	7	9	16	3-18	0-0	0	0	0	0	0	0	0
<b>CAREER TOTALS</b>		<b>71</b>	<b>59</b>	<b>158</b>	<b>120</b>	<b>278</b>	<b>10.5-66</b>	<b>1--3</b>	<b>9</b>	<b>3</b>	<b>0</b>	<b>0</b>	<b>0</b>	<b>0</b>	<b>0</b>

## KNIGHTON'S SINGLE-GAME HIGHS

(Postseason in parentheses)

**Tackles** — 11 vs. Tennessee, 10/18/10 (none). **Sacks** — 1.5 vs. Philadelphia, 9/26/10 (none). **Sack yards** — 21.5 vs. Philadelphia, 9/26/10. **Interceptions** — 1 at Dallas, 10/31/10 (none). **Interception return yards** — -3 at Dallas, 10/31/10 (none) (none).

## TERRANCE KNIGHTON'S GAME-BY-GAME

(Victories asterisked)

2013 DENVER		TACKLES									
Date	Opponent	P/S	UT	A	TT	S-Yds.	I-Yds.	PD	FF	FR	
Sep 5	vs. Baltimore*	S	1	1	2	0-0	0-0	0	0	0	
Sep 15	at N.Y. Giants*	S	1	2	3	0-0	0-0	0	0	0	
Sep 23	vs. Oakland*	S	0	1	1	0-0	0-0	0	0	0	
Sep 29	vs. Philadelphia*	S	0	1	1	0-0	0-0	0	0	0	
Oct 6	at Dallas*	S	0	0	0	0-0	0-0	0	0	0	
Oct 13	vs. Jacksonville*	S	0	1	1	0-0	0-0	0	0	0	
Oct 20	at Indianapolis	S	1	1	2	1-7	0-0	0	0	0	
Oct 27	vs. Washington*	S	2	0	2	1-8	0-0	0	0	0	
Nov 10	at San Diego*	S	2	0	2	1-3	0-0	0	0	0	
Nov 17	vs. Kansas City*	S	0	2	2	0-0	0-0	0	0	0	
<b>Regular Season Totals</b>			<b>10/10</b>	<b>7</b>	<b>9</b>	<b>16</b>	<b>2-15</b>	<b>0-0</b>	<b>0</b>	<b>0</b>	<b>0</b>



## CHRIS KUPER

73

### OFFENSIVE GUARD

6-4 • 303 • 8TH YR. • NORTH DAKOTA

BORN: Dec. 19, 1982, in Anchorage, Alaska

HIGH SCHOOL: A.J. Dimond High School, Anchorage, Alaska

ACQUIRED: Draft #5 (161st overall), 2006

NFL YEAR: 8th • YEAR WITH BRONCOS: 8th

NFL GAMES PLAYED/STARTED: 89/79 • POSTSEASON GP/GS: 1/1



### KUPER AT A GLANCE:

- An eighth-year offensive guard who allowed just 12 sacks in 78 career starts (67 at right guard, 11 at left guard) in his first seven NFL seasons according to Stats Inc.
- Invited to the Pro Bowl as an alternate following the 2012 season despite playing just seven games (5 starts), electing not to play in the game due to injuries that limited him during the year.
- Selected by his teammates as the recipient of the Ed Block Courage Award in 2012 after persevering through a fractured/dislocated ankle suffered in the 2011 regular-season finale and a broken forearm sustained during training camp.
- Named a first-team All-Pro selection by *The Dallas Morning News* (Rick Gosselin) in 2011 after starting all 16 regular-season games and helping the Broncos lead the league in rushing with a team-record 2,632 yards.
- Finished as the NFL's only 16-game starting guard to not allow a sack in 2008 (Stats Inc.).
- Helped the Broncos set a club record for fewest sacks allowed (12) in 2008 and rank third in the league in yards per rush (4.8) despite placing seven running backs on injured reserve.
- Started the Broncos' final 11 games in 2007 at left guard after seeing time in one game with the club as a rookie in 2006.
- Received All-America honors from the Associated Press in each of his final two seasons at the University of North Dakota, where he logged his first 29 career starts at right guard before switching to left tackle early in his senior year.
- Selected by the Broncos in the fifth round (161st overall) of the 2006 NFL Draft.

**CAREER TRANSACTIONS:** Signed by Denver as a draft choice 7/27/06. Placed on injured reserve by Denver 1/3/12.



**2013:** Kuper made his 2013 debut, playing nine snaps on special teams at Dal. (10/7)... Played 28 snaps at right guard after tackle Orlando Franklin left the game with an injury and Louis Vasquez moved from right guard to right tackle vs. Jac. (10/13)... Made his first start of the season at Ind. (10/20).

**2012:** Kuper played seven regular-season contests (5 starts) and one playoff game (1 start), missing time during the season due to forearm and ankle injuries... Named a second alternate to the AFC Pro Bowl roster and was invited to play in the league's annual all-star game before declining due to injury... Voted by his teammates as Denver's Ed Block Courage Award winner... Made his season debut on special teams at N.E. (10/7) after missing the team's first four games with a forearm injury... Started his first game of the year and played every offensive snap at S.D. (10/15).

**2011:** Kuper opened all 16 regular-season games for the second time in his career and helped the Broncos lead the NFL in rushing with a team-record 2,632 yards on the ground... Named a first-team All-Pro selection by *The Dallas Morning News* (Rick Gosselin)... Injured his ankle in Denver's season finale vs. K.C. (1/1) and missed the postseason.

**2010:** Kuper opened 15 contests at right guard for the second consecutive season, anchoring an interior offensive

### KUPER HOLDS OPPONENTS WITHOUT A SACK IN 2008

#### FEWEST SACKS ALLOWED, 16-GAME STARTING GUARDS, NFL, 2008 (Stats Inc.)

	Player	Yr.	Pos.	GP	GS	Sacks
1.	Chris Kuper, Den.	3rd	RG	16	16	0.0
2.	Jake Scott, Ten.	5th	RG	16	16	0.5
3.	Chris Snee, NYG	5th	RG	16	16	1.0
	Brian Waters, K.C.	9th	LG	16	16	1.0

line that featured 34 starts by rookie or first-year players... Missed Week 2 vs. Sea. (9/19) due to a knee/ankle injury.

**2009:** Kuper started the Broncos' final 15 games of the year at right guard... Missed the season opener at Cin. (9/13) with an ankle injury.

**2008:** Kuper started all 16 games at right guard for Denver and was the only 16-game starting guard in the NFL to not allow a sack according to Stats Inc.... Helped the Broncos set a franchise record for fewest sacks allowed with 12 that tied for the fewest in the NFL... Blocked for a Denver offense that ranked third in the NFL in yards per rush (4.8) despite placing a league-high seven running backs on injured reserve... Part of a Broncos offense that was second in the league and first in the AFC in both yards per game (395.8) and yards per play (6.2).

**2007:** Kuper played on special teams in the Broncos' first five games of the season before starting the club's final 11 contests at left guard... Became a starter in Denver's sixth game of the year in place of Chris Myers, who moved from left guard to center to take over for an injured Tom Nalen... Helped the Broncos rank sixth in the NFL in yards per rush (4.4) during his 11 games as a starter.

**2006:** Selected by the Broncos in the fifth round (161st overall) of the 2006 NFL Draft, Kuper played on special teams in one game... Declared inactive for the first 11 games of the season before dressing but not playing in the following two contests... Made his NFL debut on special teams at Ari. (12/17).

**COLLEGE:** Kuper was a three-year starter at the University of North Dakota who received All-America honors from the Associated Press in each of his final two seasons... Played 48 career games (41 starts) at UND with the first 29 coming at right guard before he switched to left tackle early in his senior season... Earned his second consecutive Most Valuable Offensive Lineman award from the North Central Conference and was a first-team All-American (AP) and all-conference choice as a 13-game starter during his senior campaign... Nominated for the Gene Upshaw Award, presented to the best offensive or defensive lineman in Division II, as a first-team All-American during his senior year in 2005... Received second-team All-America recognition (AP) and the NCC Most Valuable Offensive Lineman award as a 14-game starter during his junior campaign.

**PERSONAL:** Kuper was an all-state selection as a two-way lineman at A.J. Dimond High School in Anchorage, Alaska... Contributed 119 tackles (65 solo) and 10 sacks during his senior campaign... Recognized as an all-conference choice on offense and defense following his junior and senior seasons while being named the conference's Most Valuable Lineman as a senior... Helped his high school reach the state championship as a junior... Was one of only two Division II players invited to play in the East-West Shrine Game... Majored in communications at North Dakota... Married Cynthia during the offseason leading up to the 2009 season... Chris Kuper was born on Dec. 19, 1982, in Anchorage, Alaska.

#### KUPER'S REGULAR SEASON RECORD

Year	Club	G	S
2006	Denver	1	0
2007	Denver	16	11
2008	Denver	16	16
2009	Denver	15	15
2010	Denver	15	15
2011	Denver	16	16
2012	Denver	7	5
2013	Denver	3	1
<b>CAREER TOTALS</b>		<b>89</b>	<b>79</b>

**ADDITIONAL STATISTICS:** *Miscellaneous tackles — 2007 (2), 2008 (1), 2009 (1), 2011 (1), 2012 (2), TOTAL (7). Fumbles — 2008 (1FR), 2011 (1FR), TOTAL (2FR).*

#### KUPER'S POSTSEASON RECORD

Year	Club	G	S
2012	Denver	1	1
<b>CAREER TOTALS</b>		<b>1</b>	<b>1</b>





## PARIS LENON

43

LINEBACKER

6-2 • 240 • 12TH YR. • RICHMOND

BORN: Nov. 26, 1977, in Lynchburg, Va.

HIGH SCHOOL: Heritage (Va.) High School

ACQUIRED: College Free Agent, 2008

NFL YEAR: 12th • YEAR WITH BRONCOS: 1st

NFL GAMES PLAYED/STARTED: 183/124 • POSTSEASON GP/GS: 4/0



### LENON AT A GLANCE:

- A 12th-year linebacker who played 175 games (122 starts) and made 612 tackles with 12 sacks, five interceptions, 29 pass breakups, 10 forced fumbles and seven fumble recoveries in his first 11 seasons with Green Bay (2002-04), Detroit (2006-08), St. Louis (2009) and Arizona (2010-12).
- Has started all 16 games in each of the past three seasons and six total seasons in his career.
- Topped the 100-tackle mark in 2012 for the third consecutive season and fifth time in his career.
- Voted as the Cardinals' Steve Schoenfeld Good Guy Award recipient by the Arizona PFWA members in 2012.
- Elected as a Cardinals team captain in 2011 and '12.
- Collected a career-high 161 tackles with Detroit in 2007 to mark the seventh-highest total in franchise history.
- Played for the Memphis Maniax of the XFL in 2001.
- After being waived by the Carolina Panthers in 2000, worked in the United States Postal Service automation department while waiting for his next chance to break into the NFL.
- Entered the NFL with Carolina as a college free agent on April 26, 2000.
- Joined the Broncos as a free agent on Aug. 20, 2013.

**CAREER TRANSACTIONS:** Signed as an undrafted free agent by Carolina 4/26/00. Released by Carolina 6/9/00. Signed as a free agent by Green Bay 4/26/01. Released by Green Bay 7/24/01. Signed as a free agent by the Seattle Seahawks 8/16/01. Released by Seattle 8/27/01. Signed to Green Bay (practice squad) 12/27/01. Signed by Green Bay to a future contract 1/25/2002. Allocated by Green Bay to Amsterdam Admirals of NFL Europe 2/8/2002. Signed as an unrestricted free agent by the Detroit Lions 3/22/06. Signed by New England 5/27/09. Released by New England 9/5/09. Signed by St. Louis 9/16/09. Signed by Arizona 3/15/10. Signed by Denver 8/20/13.



**2013:** Lenon made his first start as a Bronco and picked up his first tackle of the season vs. Jac. (10/13)... Tied for second on the team with eight tackles and added two pass breakups at Ind. (10/20).

**2012:** Lenon, who was voted as a team captain for the second straight season, started all 16 games for the third consecutive season with Arizona... Ranked second on the team with 106 tackles (89 solo) to mark the third season in a row that he topped the 100-tackle mark... Lenon finished with two sacks, one interception, five pass breakups, one forced fumble and one fumble recovery... Two of his tackles came behind the line of scrimmage and he was credited with nine quarterback pressures on the year... Both of his sacks came in the season opener vs. Sea. (9/9), a game in which he also recovered a fumble... Intercepted a pass at Min. (10/21).

**2011:** Lenon was elected as a team captain and started all 16 games for the second consecutive season with Arizona... Ranked second on the club with 203 tackles and registered a career-best three sacks... had a team-leading eight tackles, a half-sack and two QB pressures vs. Car. (9/11)... Recorded five tackles, one QB pressure, and shared a sack at Bal. 10/30 in his 150th career game... Tied for the team lead with a season-high 10 tackles, including seven solo tackles, vs. Stl. (11/6)... Recorded first full sack of the season, taking down Michael Vick in the first quarter at Phi. (11/13) and also had three tackles, including one for loss, one QB pressure and one pass defended... Matched a career high with a team-leading 10 solo tackles at S.F. (11/20) in his 100th career start... Recorded seven tackles and recovered a fumble after Sam Acho's sack of Sam Bradford in the first quarter at Stl. (11/27)... Collected a sack vs. Dal. (12/4) to go with five tackles, including one for loss, and one QB pressure...

**2010:** Lenon started all 16 games in first season with Arizona and led the team with 127 tackles... Established or matched career highs in interceptions (2), sacks (2) and passes defended (6)... Registered a team-high 11 tackles, including nine solo tackles, and one pass defended at Atl. (9/19)... Recorded eight tackles, one sack, one interception, one pass defended and a team-high three tackles for loss vs. Oak. (9/26) with his sack and interception coming on consecutive plays: the sack came on a third-and-12 to force a punt and the interception came on

the first play of the Raiders' next drive to mark his first career game with both a sack and an interception... Led the club with 11 tackles as well as one tackle for loss and one pass defended at S.D. (10/3)... Posted five tackles, one pass defended and intercepted Drew Brees at the Saints 4-yard line vs. N.O. (10/10)... Totaled five tackles and one forced fumble vs. T.B. (10/31)... Led the team with 11 tackles and one tackle for loss vs. Stl. (12/5)... Paced the club with six tackles, two tackles for loss and two passes defended in the season finale at S.F. (1/2).

**2009:** Lenon appeared in 15 games (10 starts) for the Rams... Ranked among the team's linebackers with 44 tackles and tied for club lead with three forced fumbles... Registered a season-high seven tackles at Jac. (10/18)... Recorded three tackles and a forced fumble vs. Sea. (11/29)... Forced a fumble for the second-straight game at Chi. (12/6)... Posted three tackles, a pass defended and a forced fumble vs. Hou. (12/20).

**2008:** For the third consecutive season, Lenon started all 16 games at middle linebacker for the Lions... Totaled 146 tackles, 1.5 sacks, two forced fumbles and tied a career-high with two fumble recoveries... Posted a then season-high 11 tackles (five solo) vs. Chi. (10/5)... Notched his first sack of the season when he took down Vikings QB Gus Frerotte at Min. (10/12)... Recorded nine tackles and recovered a fumble vs. Was. (10/26)... Tallied seven tackles, his second fumble recovery of the season and one pass defended at Car. (11/16)... Led Detroit with 12 tackles vs. Ten. (11/27)... Led the club with 13 tackles, established a career-high with two forced fumbles and added a half-sack vs. Min. (12/7)... Set a career-high with 17 tackles, (10 solo) at Ind. (12/14).

**2007:** Lenon started all 16 games for Detroit for the second-straight year, and finished second on the team with a career-high 161 tackles (101 solos), with that total marking the seventh-highest in Lions history... Recorded eight games with at least 10 tackles... Made six tackles and sacked Eagles QB Kevin Kolb, forcing a fumble at Phi. (9/23)... Totaled 12 tackles and recorded his second sack in as many games when he took down Brian Griese in the fourth quarter vs. Chi. (9/30)... Tied a then career-high with 14 tackles (eight solos) vs. T.B. (10/21)... Made a team-high 14 tackles (10 solo) at Chi. (10/28)... Tallied nine tackles and forced a Brandon Jacobs fumble in the third quarter vs. NYG (11/18)... Made seven tackles and intercepted QB Brodie Croyle in the second quarter, returning it 61 yards for his first career TD vs. K.C. (12/23).

**2006:** Lenon started all 16 games for the first time in his career, splitting time at strongside and middle linebacker for the Lions... Ranked second on the team with 97 tackles (60 solo) with one interception, three passes defended, two fumble recoveries and four special-teams tackles... Recovered his first fumble of the season in the second quarter vs. G.B. (9/24)... Picked up his first career interception when he stepped in front of a Brett Favre pass in the third quarter at G.B. (12/17)... Tied his season high with nine tackles and recovered a Tony Romo fumble in the third quarter at Dal (12/31).

**2005:** Lenon appeared in all 16 games (12 starts) for the Packers... All 12 starts came at outside linebacker, where he was part of a unit that ranked seventh in the NFL in total defense... Tallied 79 tackles (47 solos), 1.5 sacks, five passes defended and one forced fumble... Combined with DT Grady Jackson to drop Daunte Culpepper for his first career sack at Min. (10/23)... Recorded his first career solo sack and first career forced fumble on the same play, taking down Carson Palmer in the first quarter at Cin. (10/30)... Posted a season-high eight tackles (7 solos) with one pass defended vs. Chi. (12/25).

**2004:** Lenon played all 16 games (4 starts) for Green Bay during the regular season and also appeared in the team's Wild Card contest... Made his first career start in the season opener at Car. (9/13) and suffered a broken thumb in the game... Appeared in the next four games (1 start) despite wearing a cast... Started and made a then career-high 12 tackles and recorded his first career pass defended vs. Det. (12/12)... Played in the Wild Card matchup vs. Min. (1/9).

**2003:** Lenon appeared in all 16 regular-season games (0 starts) with the Packers for the second straight year, while also playing both postseason games... Ranked second on the team with 16 special-teams tackles... Recorded two special-teams tackles and one tackle on defense at Stl. (10/19)... Made a season-high four tackles in the season finale vs. Den (12/28)... Recorded two special-teams tackles in the Wild Card matchup vs. Sea. (1/4)... Played, but did not record any statistics in the Divisional matchup at Phi. (1/11).

**2002:** Lenon played all 16 games (0 starts) and one postseason contest for the Packers, leading the team with 22 special-teams tackles during the regular season, which was the highest total by a Green Bay player in 12 years and the fourth-highest total in franchise history at that time... Established a career high with four special-teams tackles at Det. (9/22)... Recorded his first tackle on defense and added two special-teams tackles vs. Car. (9/29)... Appeared in the Wild Card matchup but did not record any statistics vs. Atl. (1/4)... Was allocated to NFL Europe by the Packers, where he started all 10 games for the Amsterdam Admirals and led the team with 50 tackles, while also totaling two interceptions and five passes defended prior to the 2002 NFL season.

**2001:** Lenon signed to the Packers practice squad on Dec. 27, where he spent the remainder of the season and postseason... Played the 2001 XFL season with the Memphis Maniax and saw action in four games, collecting 14 tackles.

**COLLEGE:** Lenon was a three-year starter and four-year letterman at the University of Richmond, where he appeared in 45 games (24 starts) during his collegiate career... Totaled 320 tackles, 12 sacks, four forced fumbles, two fumble recoveries, 10 passes defended and one interceptions for the Spiders... Named All-Atlantic 10 Conference in both 1998 (1st-team) and 1999 (2nd-team)... Finished second on the team in tackles in his sophomore (1997) and junior (1998) seasons... Returned a blocked FG 80 yards for a TD against Northeastern during his sophomore season... Played primarily on special teams as a redshirt freshman in 1996.

**PERSONAL:** Lenon earned Western Virginia district Defensive Player of the Year honors as a senior at Heritage High School in Lynchburg, Va.... Also earned two letters in football and basketball and one in baseball... Has studied martial arts, including Muay Thai and American karate... Called "Mike" by his family (his middle name is Michael) to distinguish him from his father and his grandfather, who are also named Paris... His father, Paris, played basketball at North Carolina Central from 1964-68... Paris Michael Lenon was born on Nov. 26, 1977 in Lynchburg, Va.

### LENON'S REGULAR SEASON RECORD

Year	Club	G	S	UT	A	TT	S-Yds.	I-Yds.	PD	FF	FR	TD-Int.	TD-FR	S	Pts.
2002	Green Bay	16	0	3	1	4	0-0	0-0	0	0	0	0	0	0	0
2003	Green Bay	16	0	5	3	8	0-0	0-0	0	0	0	0	0	0	0
2004	Green Bay	16	4	17	11	28	0-0	0-0	1	0	0	0	0	0	0
2005	Green Bay	16	12	47	32	79	1.5-9.5	0-0	5	1	0	0	0	0	0
2006	Detroit	16	16	60	37	97	0-0	1-0	3	0	2	0	0	0	0
2007	Detroit	16	16	101	60	161	2-16	1-61	4	2	0	1	0	0	6
2008	Detroit	16	16	98	48	146	1.5-6	0-0	3	2	2	0	0	0	0
2009	St. Louis	15	10	25	19	44	0-0	0-0	1	3	0	0	0	0	0
2010	Arizona	16	16	97	30	127	2-14	2-12	6	1	0	0	0	0	0
2011	Arizona	16	16	70	33	103	3-17.5	0-0	4	0	1	0	0	0	0
2012	Arizona	16	16	89	17	106	2-13	1-0	5	1	1	0	0	0	0
2013	Denver	8	2	5	5	10	0-0	0-0	2	0	0	0	0	0	0
<b>CAREER TOTALS</b>		<b>183</b>	<b>124</b>	<b>617</b>	<b>296</b>	<b>913</b>	<b>12-76</b>	<b>5-73</b>	<b>34</b>	<b>10</b>	<b>6</b>	<b>1</b>	<b>0</b>	<b>0</b>	<b>6</b>

**ADDITIONAL STATISTICS:** Special teams tackles — 2002 (22), 2003 (16), 2006 (4), 2013 (2) TOTAL (44).

### LENON'S POSTSEASON RECORD

Year	Club	G	S	UT	A	TT	S-Yds.	I-Yds.	PD	FF	FR	TD-Int.	TD-FR	S	Pts.
2002	Green Bay	1	0	0	0	0	0-0	0-0	0	0	0	0	0	0	0
2003	Green Bay	2	0	0	0	0	0-0	0-0	0	0	0	0	0	0	0
2004	Green Bay	1	0	0	0	0	0-0	0-0	0	0	0	0	0	0	0
<b>CAREER TOTALS</b>		<b>4</b>	<b>0</b>	<b>0</b>	<b>0</b>	<b>0</b>	<b>0-0</b>	<b>0-0</b>	<b>0</b>	<b>0</b>	<b>0</b>	<b>0</b>	<b>0</b>	<b>0</b>	<b>0</b>

**ADDITIONAL STATISTICS:** Special teams tackles — 2003 (2), TOTAL (2).

### LENON'S SINGLE-GAME HIGHS

(Postseason in parentheses)


**Tackles** — 17 at Indianapolis, 12/14/08 (none). **Interceptions** — 1, five times, last at Minnesota, 10/21/12 (none). **Interception return yards** — 61t vs. Kansas City, 12/23/07 (none). **Sacks** — 2 vs. Seattle, 9/9/12 (none). **Sack yards** — 13 vs. Seattle, 9/9/12 (none). **Pass breakups** — 3 at Philadelphia, 11/27/05 (none). **Forced fumbles** — 2 vs. Minnesota, 12/7/08 (none). **Fumble recoveries** — 1, six times, last vs. Seattle, 9/9/12 (none). **Special-teams tackles** — 4 at Detroit, 9/22/02 (2 vs. Seattle, 1/14/04).

### PARIS LENON'S GAME-BY-GAME

(Victories asterisked)

2013 DENVER		TACKLES									
Date	Opponent	P/S	UT	A	TT	S-Yds.	I-Yds.	PD	FF	FR	
Sep 5	vs. Baltimore*	P	1	0	1	0-0	0-0	0	0	0	
Sep 15	at N.Y. Giants*	P	0	0	0	0-0	0-0	0	0	0	
Sep 23	vs. Oakland*	P	0	0	0	0-0	0-0	0	0	0	
Sep 29	vs. Philadelphia*										
Oct 6	at Dallas*										
Oct 13	vs. Jacksonville*	S	1	0	1	0-0	0-0	0	0	0	
Oct 20	at Indianapolis	S	3	5	8	0-0	0-0	2	0	0	
Oct 27	vs. Washington*	P	0	0	0	0-0	0-0	0	0	0	
Nov 10	at San Diego*	P	0	0	0	0-0	0-0	0	0	0	
Nov 17	vs. Kansas City*	P	0	0	0	0-0	0-0	0	0	0	
<b>Regular Season Totals</b>			<b>8/2</b>	<b>5</b>	<b>5</b>	<b>10</b>	<b>0-0</b>	<b>0-0</b>	<b>2</b>	<b>0</b>	<b>0</b>

**ADDITIONAL STATISTICS:** Special teams tackles — 2.



# PEYTON MANNING

18

## QUARTERBACK

6-5 • 230 • 16TH YR. • TENNESSEE

BORN: March 24, 1976, in New Orleans

HIGH SCHOOL: Isidore Newman High School, New Orleans

ACQUIRED: Free Agent, 2012

NFL YEAR: 16th • YEAR WITH BRONCOS: 2nd

NFL GAMES PLAYED/STARTED: 23/23 • POSTSEASON GP/GS: 19/19



### MANNING AT A GLANCE:

- A 16th-year player and the NFL's only four-time MVP whose 12 Pro Bowl selections are the most by a quarterback in league history.
- Ranks second all-time in passing touchdowns (470), yards (63,059) and completions (5,368) and is third in attempts (8,202).
- Totaled the second-most wins (163) by a quarterback in NFL annals, including a league-record 12 double-digit victory seasons.
- Named NFL Comeback Player of the Year by the Associated Press and finished as the runner-up for MVP following his first season with the Broncos in 2012 in which he led the team to its second consecutive AFC West title and the AFC's No. 1 seed.
- Set Broncos single-season records in nearly every major passing category in 2012, including completions (400), completion percentage (68.6), passing yards (4,659), touchdown passes (37) and quarterback rating (105.8).
- Selected to the NFL's All-Decade Team for the 2000s as chosen by the Pro Football Hall of Fame Selection Committee.
- Voted Super Bowl XLI MVP (2006 season) after leading the Colts to their first World Championship since 1970 in a 29-17 win over the Bears.
- Totaled an NFL-record eight 300-yard passing games in 20 playoff games in addition to tying for the second-most postseason completions (481) and ranking fourth in both passing yards (5,679) and touchdowns (32).
- Named AFC Offensive Player of the Week on 25 occasions while being selected as AFC Offensive Player of the Month six times.
- Threw for 300 yards in 80 total games (72 reg. season, 8 postseason) and three or more touchdowns in 79 combined games (73 reg. season, 6 postseason) to represent league records in both categories.
- Owns the most 4,000-yard passing seasons (12) in NFL history and is the only player to throw for more than 3,000 yards in his first 13 professional seasons.
- Recorded at least a .500 record against 28 of the 31 NFL teams he has faced during his career.
- Received the Byron "Whizzer" White Humanitarian Award in 2005 and was named the Walter Payton NFL Man of the Year in 2005.
- His jersey No. 18 is technically retired by the Broncos, but former quarterback Frank Tripucka gave Manning his blessing to wear the number.
- Started 45-of-48 games at the University of Tennessee and left college with 33 school records, eight Southeastern Conference marks and two NCAA standards.
- Led the Volunteers to an SEC Championship as a senior in 1997 and finished as the Heisman trophy runner-up and a consensus All-American.
- Joined the Broncos as an unrestricted free agent on March 20, 2012.
- Selected by Indianapolis in the first round (1st overall) of the 1998 NFL Draft.

**CAREER TRANSACTIONS:** Signed by Indianapolis as a draft choice 7/29/98; Released by Indianapolis 3/7/12; Signed by Denver 3/20/12.



### 18's TROPHY CASE

NFL MVP (4) ..... 2003-04, '08-09  
 Super Bowl XLI MVP ..... 2006  
 All-Decade Team ..... 2000s  
 Pro Bowls (12) .. 1999-2000, '02-10, '12  
 Pro Bowl MVP ..... 2004  
 All-Pro (First Team) (6) .. 2003-05, '08-09, '12  
 All-Pro (Second Team) (3) . 1999-2000, '06  
 Comeback Player of the Year .... 2012

**2013:** Manning tied and NFL record with seven touchdown passes, becoming just the second player in league history to throw seven touchdown pass with zero interceptions in a game in Denver's season-opening win vs. Bal. (9/5)... Completed 27-of-42 passes for 462 yards with the yardage total representing the second highest of his career and tying for the third highest single-game total in Broncos history... Threw for 307 yards with two touchdowns with zero interceptions at NYG (9/15) to become the first player in NFL history to throw for nine



**MANNING NAMED NFL MOST VALUABLE PLAYER FOUR TIMES**

**MOST NFL MOST VALUABLE PLAYER AWARDS, NFL HISTORY**

Player	MVPs	Years Selected
1. <b>Peyton Manning</b>	<b>4</b>	<b>2003-04, '08-09</b>
2. Brett Favre	3	1995-97
Johnny Unitas	3	1959, '64, '67
Jim Brown	3	1957-58, 1965
5. Tom Brady	2	2007, '10
Kurt Warner	2	1999, 2001
Steve Young	2	1992, '94
Joe Montana	2	1989-90

touchdowns without an interception in the first two games of a season... Set an NFL record with 12 touchdown passes through three games after tossing three scores on *Monday Night Football* vs. Oak. (9/23), while setting a career-high and Broncos franchise record with a .865 completion percentage (32-of-37 passing)... Turned in his 24th career four-touchdown game to set a new league record, while finishing 28-of-34 for 327 yards with a 146.0 rating vs. Phi. (9/29)... Passed Dan Marino for second place on the NFL's all-time passing yardage list after passing for 414 yards and four touchdowns at Dal. (10/6)... Passed Marino for second place on the NFL's career leaderboard for games with a touchdown pass (204) after completing 28-of-42 passes for 295 yards with a pair of touchdowns vs. Jac. (10/13)... Completed 29-of-49 passes for 386 yards with three touchdowns and one interception in his first career game at Ind. (10/20)... Engineered his 50th career game-winning drive in the fourth quarter or overtime, extending his NFL record in that category vs. Was. (10/27)... Threw for 330 yards and four touchdowns at S.D. (11/10) to continue his historic pace with the most passing yards through nine games and tying for most touchdown passes through nine games... Threw his 71st touchdown pass as a Bronco, tying for third place all-time vs. K.C. (11/17).

**2012:** Manning started all 16 games in his first season as a Bronco and set franchise single-season records in nearly every major passing category, including completions (400), completion percentage (68.6), passing yards (4,659), touchdown passes (37) and quarterback rating (105.8)... Earned NFL Comeback Player of the Year and first-team All-Pro accolades from the Associated Press in addition to finishing as runner-up for league MVP... Selected to his 12th career Pro Bowl to set an NFL record for quarterbacks... Became the third (and fastest) player to 400 career touchdowns with his 71-yard scoring pass to wide receiver Demaryius Thomas in Denver's season-opening 31-19 win vs. Pit. (9/9)... Passed John Elway for third place in all-time pass attempts at Atl. (9/17)... Threw for 330 yards vs. Hou. (9/23) to mark his 64th career 300-yard game, setting an NFL record... Earned AFC Offensive Player of the Week honors as he led the Broncos back from a 24-point deficit to defeat the Chargers, throwing for 309 yards on 24-of-30 passing with three touchdowns and one interception at S.D. (10/15)... Became the second quarterback (Steve Young, 1998) to throw for 300 yards with three touchdowns in four consecutive games after completing 22-of-30 passes for 305 yards with three touchdowns vs. N.O. (10/28)... Led his 48th career game-winning drive in the fourth quarter or overtime to set an NFL record in Denver's 31-23 win at Cin. (11/4)... Moved into second place all time with his 149th win and secured his 14th season with at least 25 touchdown passes after throwing for two scores at K.C. (11/25)... Passed Marino for second all-time in completions and became the Broncos single-season franchise leader with his 28th touchdown pass of the season vs. T.B. (12/2)... Completed his 5,000th career pass, finishing 26-of-36 for 310 yards with one touchdown and one interception at Oak. (12/6)... Became the first quarterback in the Super Bowl era to achieve nine 11-win seasons with Denver's 34-17 victory at Bal. (12/16)... Tied Brett Favre with his 72nd game with three-or-more passing touchdowns vs. Cle. (12/23)... Threw three touchdowns in Denver's AFC Divisional Playoff Game vs. Bal. (1/12) to tie Dan Marino for the fourth-most passing touchdowns (32) in playoff annals.

**2011:** Manning was inactive for all 16 regular-season games with a neck injury, ending his NFL-record streak of 208 consecutive starts to begin his career.

**2010:** Manning opened all 16 games for the 13th consecutive season and totaled Colts franchise marks and career highs in attempts (679), completions (450) and passing yards (4,700) while adding 33 touchdowns and 17 interceptions (91.9 rtg.)... Selected to his 11th career Pro Bowl to tie Brett Favre for the NFL record by a quarterback... Led the NFL in both completions and attempts... Set career bests in attempts (57) and completions (40) in the Colts' season opener at Hou. (9/12)... Opened the season with a career-best three consecutive games with at least three touchdowns and no interceptions... Completed 25-of-35 passes (71.4%) for 319 yards with two touchdowns (118.6 rtg.) at Ten. (12/9) to earn AFC Player of the Week honors... Connected on 18-of-26 passes (69.2%) for 225 yards with one touchdown (108.7 rtg.) in Indianapolis' Wild Card Playoff Game vs. NYJ (1/8).

**2009:** Manning won his second consecutive NFL Most Valuable Player award and NFL-record fourth MVP honor overall after opening all 16 games and completing 393-of-571 passes (68.8%) for 4,500 yards with 33 touch-

**MANNING SELECTED TO A DOZEN PRO BOWLS**

**MOST PRO BOWL SELECTIONS BY A QUARTERBACK, NFL HISTORY**

Player	No.	Years Selected
1. <b>Peyton Manning</b>	<b>12</b>	<b>1999-2000, '02-10, '12</b>
2. Brett Favre	11	1992-93, '95-97, '2001-03, '07-09
3. John Elway	9	1986-89, '91-94, '96-98
Dan Marino	9	1983-87, '91-92, '94-95
Warren Moon	9	1988-95, '97

downs and 16 interceptions (99.9 rtg.)... Earned his 10th career Pro Bowl selection and was named first-team All-Pro by the Associated Press for the fifth time... Became the first quarterback in NFL history to throw for 40,000 yards in a decade... Opened three postseason contests and completed 87-of-128 passes (68.0%) for 956 yards with six touchdowns and two interceptions (99.0 rtg.) while leading the Colts to their second Super Bowl in four seasons... Named AFC Offensive Player of the Month for September after passing for 983 yards and seven touchdowns while posting a 117.7 rating.

**2008:** Manning opened all 16 games and was named NFL Most Valuable Player for the third time after completing 371-of-555 passes (66.8%) for 4,002 yards with 27 touchdowns and 12 interceptions (95.0 rtg.) in the regular season... Named to his ninth career Pro Bowl and earned first-team All-Pro accolades from the Associated Press... Selected as AFC Offensive Player of the Week after completing 19-of-28 passes (67.9%) for 271 yards and three touchdowns (134.7 rtg.) in a win vs. Bal. (10/12)... Started Indianapolis' AFC Wild Card Game at S.D. (1/3) and completed 25-of-42 passes (59.5%) for 310 yards with one touchdown (90.4 rtg.).

**2007:** Manning started all 16 games and was named to the eighth Pro Bowl of his career after completing 337-of-515 passes (65.4%) for 4,040 yards with 31 touchdowns and 14 interceptions (98.0 rtg.)... Had a personal-best streak of 190 passes without an interception snapped at Ten. (9/16)... Connected on 20-of-29 passes (69.0%) for 288 yards with four touchdowns and one interception (126.1 rtg.) vs. Jac. (12/2) to earn AFC Player of the Week honors... Opened the Colts' AFC Divisional Playoff Game vs. S.D. (1/13) and completed 33-of-48 passes (68.8%) for 402 yards with three touchdowns and two interceptions (97.7 rtg.).

**2006:** Manning played all 16 regular-season games during Indianapolis' Super Bowl season, completing 362-of-557 passes (65.0%) for 4,397 yards with 31 touchdowns and a career-low nine interceptions (101.0 rtg.)... Tied a career high with four rushing touchdowns and was named to his seventh Pro Bowl... Completed 97-of-153 passes (63.4%) for 1,034 yards with three touchdowns and seven interceptions (70.5 rtg.) in four postseason contests... Earned AFC Offensive Player of the Week honors after his performances vs. Hou. (9/17), vs. Was. (10/22), vs. Cin. (12/18) and vs. Mia. (12/31)... Named Offensive Player of the Month for October... Directed the Colts to 32 second-half points in the AFC Championship Game vs. N.E. (1/21) to give Indianapolis a 38-34 come-from-behind win against the Patriots... Completed 25-of-38 passes (65.8%) for 247 yards with one touchdown and one interception (81.8 rtg.) in Indianapolis' 29-17 win in Super Bowl XLI vs. Chi. (2/4) to become the first Colts player to earn Super Bowl MVP honors.

**2005:** Manning was named to his sixth career Pro Bowl and earned first-team All-Pro honors from the Associated Press for the third consecutive season after starting all 16 games and completing 305-of-453 passes (67.3%) for 3,747 yards with 28 touchdowns and 10 interceptions (104.1 rtg.)... Named AFC Player of the Week after connecting on 28-of-37 passes (75.7%) for 321 yards with three touchdowns and one interception (117.1 rtg.) at N.E. (11/7)... Opened the Colts' AFC Divisional Playoff Game vs. Pit. (1/15) and completed 22-of-38 passes (57.9%) for 290 yards with one touchdown (90.9 rtg.)... Named the 2005 Walter Payton Man of the Year.

**2004:** Manning earned NFL MVP honors and Associated Press first-team All-Pro accolades for the second consecutive season, opening all 16 contests and completing 336-of-497 passes (67.6%) for 4,557 yards with 49 touchdowns and just 10 interceptions... Set NFL records for single-season touchdowns (49) and quarterback rating (121.1)... Started two playoff games and completed 54-of-75 passes (72.0%) for 696 yards with four touchdowns and two interceptions (107.4 rtg.)... Named AFC Offensive Player of the Week on four occasions, including a six-touchdown performance at Det. (11/25) that also marked an NFL record with his fifth consecutive game with four scoring passes... Earned AFC Offensive Player of the Month honors for November... Totaled the second-highest passing total in NFL postseason history in the Colts' AFC Wild Card Game vs. Den. (1/9) after completing 27-of-33 passes (81.8%) for 458 yards with four touchdowns and one interception (145.7 rtg.).

**2003:** Manning received his first NFL Most Valuable Player honor in addition to being named first-team All-Pro by the Associated Press after starting all 16 regular-season games and completing 379-of-566 passes (67.0%) for 4,267 yards with 29 touchdowns and 10 interceptions... Earned Pro Bowl recognition for the fourth time in his career... Began the season by tossing a career-high six touchdown passes in the opener at N.O. (9/28) and earned AFC Offensive Player of the Week accolades for his effort... Named AFC Offensive Player of the Month for September... Completed 25-of-30 passes (83.3%) for 290 yards and five touchdowns vs. Atl. (12/14) to earn his second conference player of the week honor... Connected on 22-of-26 passes (84.6%) for 377 yards with five touchdowns and his fourth-career perfect passer rating (158.3) in the Colts' AFC Wild Card Game vs. Den. (1/4).

**2002:** Manning earned his third career Pro Bowl selection, completing 392-of-591 passes (66.3%) for 4,200 yards with 27 touchdowns and 19 interceptions (88.8 rtg.) during the regular season in 16 starts... Opened Indianapolis' AFC Wild Card Game at NYJ (1/4) and completed 14-of-31 passes (45.2%) for 137 yards with two interceptions (31.3 rtg.).

**2001:** Manning started all 16 games and connected on 343-of-547 passes (62.7%) for 4,131 yards with 26 touchdowns and 23 interceptions... Led the AFC and ranked second in the NFL with his 4,131 passing yards... Added four rushing touchdowns, including a career-long 33-yard scoring run at Buf. (11/4).

**2000:** Manning earned his second career Pro Bowl selection and was named second-team All-Pro by the Associated Press after starting all 16 regular-season games and completing 357-of-571 passes (62.5%) for 4,413 yards with 33 touchdowns and 15 interceptions... Ranked first in the NFL in completions and passing yards while

## MANNING'S 4,000-YARD PASSING SEASONS

### MOST 4,000-YARD PASSING SEASONS, NFL HISTORY

Player	No.	Years
1. <b>Peyton Manning</b>	<b>12</b>	<b>1999-2004, '06-10, '12</b>
2. Drew Brees	7	2006-2011
3. Brett Favre	6	1995, '98-99, 2004, '07, '09
Dan Marino	6	1984-86, '88, 1992, '94
5. Tom Brady	5	2005, '07, '09, 2011
6. Philip Rivers	4	2008-2011
Warren Moon	4	1990-91, 94-95

tying for the league lead in touchdowns... Joined wide receiver Marvin Harrison and running back Edgerrin James as the first NFL triumvirate to post 4,000-1,000-1,000 numbers in consecutive seasons.

**1999:** Manning earned his first career Pro Bowl honor and was named second-team All-Pro by the Associated Press and AFC Offensive Player of the Year after starting all 16 regular-season games and completing 331-of-533 passes (62.1%) for 4,135 yards with 26 touchdowns and 15 interceptions (90.7 rtg.)... Helped the Colts post a 10-game win improvement from the previous year to mark the best one-season turnaround in NFL history... Completed 19-of-42 passes (45.2%) for 227 yards (60.9 rtg.) in the Colts' AFC Divisional Playoff Game vs. Ten. (1/16).

**1998:** Selected by Indianapolis with the No. 1 overall pick of the 1998 NFL Draft, Manning started all 16 games and set Colts and NFL rookie records for completions (326), attempts (575), yards (3,739) and touchdowns (26)... Passed for at least one touchdown in 15-of-16 games... Named to the PFW/PFWA All-Rookie First Team... Earned AFC Offensive Player of the Week honors after completing 26-of-44 passes (59.1%) for 276 yards with three touchdowns and two interceptions (81.2 rtg.) vs. NYJ (11/15).

**COLLEGE:** Manning was a four-year starter at the University of Tennessee, where he left college with 33 school records, eight Southeastern Conference marks and two NCAA standards... Ended his career with the most wins in SEC history (39-6), including a 26-4 mark as a starter in conference games... Ranked third in NCAA history with 11,201 passing yards and fourth in Division-I annals with 89 touchdowns... Named a consensus All-American and was the Heisman Trophy runner-up as a senior in 1997 after leading the Volunteers to an SEC Championship... Named MVP of the SEC Championship Game after completing 25-of-43 passes (58.1%) for 373 yards with four touchdowns and two interceptions in a 30-29 win over Auburn University... Won the Maxwell Award for college football's player of the year and the Davey O'Brien Award for the nation's top quarterback... Named to the AFCA Good Works Team for community service... Led Tennessee to a 10-2 record and was the MVP of the Volunteers' 48-28 Citrus Bowl win over Northwestern University... Went 11-1 as a sophomore, including a 20-14 Citrus Bowl win against Ohio State University... Named SEC Freshman of the Year in 1994 after starting 8-of-11 games.

**PERSONAL:** Manning attended Isidore Newman High School in New Orleans, where he helped the team to a 34-5 record in three seasons as a starter... Named Gatorade Circle of Champions National Player of the Year and Columbus (Ohio) Touchdown Club National Offensive Player of the Year as a senior... Formed the PeyBack Foundation in 1999 to provide growth and leadership opportunities for disadvantaged youth... The foundation has distributed more than \$6.5 million in grants and programs to youth-based community organizations in Colorado, Indiana, Louisiana and Tennessee, including \$581,000 in 2013... Continues to maintain a strong relationship with St. Vincent's Children's Hospital (Indianapolis), which in 2007 was renamed the "Peyton Manning Children's Hospital at St. Vincent"... Serves as a member of the American Red Cross National Celebrity Cabinet and the Board of Visitors of the College of Arts and Sciences at the University of Tennessee... Started the Peyton Manning Scholarship program at Tennessee that has honored 20 incoming college students in the last 16 years on the basis of academic achievement, leadership and community service... His father, Archie, was an All-American at the University of Mississippi in 1969 and 1970 and had a 14-year playing career in the NFL with New Orleans (1971-82), Houston (1982-83) and Minnesota (1983-84)... His brother, Eli, also attended Ole Miss and was named the MVP of Super Bowls XLII and XLVI for the New York Giants... Manning and his wife, Ashley, have 2-year-old twins, a boy and a girl, Marshall Williams and Mosley Thompson... Peyton Williams Manning was born on March 24, 1976, in New Orleans.



## MANNING'S REGULAR SEASON RECORD

Year	Club	G	S	Att.	Comp.	Pct.	PASSING		TD	%	Int.	%	LG	Sack/Yds.	Rtg.
							Yds.	Yds./Att.							
1998	Indianapolis	16	16	575	326	56.7	3,739	6.5	26	4.5	28	4.9	78t	22/109	71.2
1999	Indianapolis	16	16	533	331	62.1	4,135	7.8	26	4.9	15	2.8	80t	14/116	90.7
2000	Indianapolis	16	16	571	357	62.5	4,413	7.7	33	5.8	15	2.6	78t	20/131	94.7
2001	Indianapolis	16	16	547	343	62.7	4,131	7.6	26	4.8	23	4.2	86t	29/232	84.1
2002	Indianapolis	16	16	591	392	66.3	4,200	7.1	27	4.6	19	3.2	69	23/145	88.8
2003	Indianapolis	16	16	566	379	67.0	4,267	7.5	29	5.1	10	1.8	79t	18/107	99.0
2004	Indianapolis	16	16	497	336	67.6	4,557	9.2	49	9.9	10	2.0	80t	13/101	121.1
2005	Indianapolis	16	16	453	305	67.3	3,747	8.3	28	6.2	10	2.2	80t	17/81	104.1
2006	Indianapolis	16	16	557	362	65.0	4,397	7.9	31	5.6	9	1.6	68t	14/86	101.0
2007	Indianapolis	16	16	515	337	65.4	4,040	7.8	31	6.0	14	2.7	73t	21/124	98.0
2008	Indianapolis	16	16	555	371	66.8	4,002	7.2	27	4.9	12	2.2	75	14/86	95.0
2009	Indianapolis	16	16	571	393	68.8	4,500	7.9	33	5.8	16	2.8	80t	10/74	99.9
2010	Indianapolis	16	16	679	450	66.3	4,700	6.9	33	4.9	17	2.5	73t	16/91	91.9
2011	Indianapolis	0	0	0	0	0.0	0	0.0	0	0	0	0	—	0/0	0.0
2012	Denver	16	16	583	400	68.6	4,659	8.0	37	6.3	11	1.9	71t	21/137	105.8
2013	Denver	10	10	409	286	69.9	3,572	8.7	34	8.3	6	1.5	78t	13/781	118.3
CAREER TOTALS		234	234	8,202	5,368	65.4	63,059	7.7	470	5.7	215	2.6	86t	265/1,698	96.8
BRONCOS TOTALS		26	26	992	686	69.2	8,231	8.3	71	7.2	17	1.7	78t	34/215	111.0

Year	Club	Att.	RUSHING		LG	TD	TD	TDr	SCORING		2pt	Pts.
			Yds.	Avg.					TDp	TDrt		
1998	Indianapolis	15	62	4.1	15	0	0	0	0	0	0	0
1999	Indianapolis	35	73	2.1	13	2	2	2	0	0	0	12
2000	Indianapolis	37	116	3.1	14	1	1	1	0	0	0	6
2001	Indianapolis	35	157	4.5	33t	4	4	4	0	0	0	24
2002	Indianapolis	38	148	3.9	13	2	2	2	0	0	0	12
2003	Indianapolis	28	26	0.9	10	0	0	0	0	0	0	0
2004	Indianapolis	25	38	1.5	19	0	0	0	0	0	0	0
2005	Indianapolis	33	45	1.4	12	0	0	0	0	0	0	0
2006	Indianapolis	23	36	1.6	12	4	4	4	0	0	0	24
2007	Indianapolis	20	-5	-0.3	4	3	3	3	0	0	0	18
2008	Indianapolis	20	21	1.1	12	1	1	1	0	0	0	6
2009	Indianapolis	19	-13	-0.7	3	0	0	0	0	0	0	0
2010	Indianapolis	18	18	1.0	27	0	0	0	0	0	0	0
2011	Indianapolis	0	0	0.0	—	0	0	0	0	0	0	0
2012	Denver	23	6	0.3	10	0	0	0	0	0	0	0
2013	Denver	23	-26	-1.2	1t	1	1	1	0	0	0	6
CAREER TOTALS		394	701	1.8	33t	18	18	18	0	0	0	108
BRONCOS TOTALS		48	-21	-0.4	10	1	1	1	0	0	0	6

ADDITIONAL STATISTICS: Receptions — (1- -2, 2.0 avg., 2 LG), Fumble recoveries — 1999 (2), 2000 (1), 2001 (3), 2002 (2), 2003 (4), 2004 (3), 2007 (3), 2010 (1), TOTAL (19).

## MANNING'S POSTSEASON RECORD

Year	Club	G	S	Att.	Comp.	Pct.	PASSING		TD	%	Int.	%	LG	Sack/Yds.	Rtg.
							Yds.	Yds./Att.							
1999	Indianapolis	1	1	42	19	44.2	227	5.3	0	0.0	0	0.0	33	0/0	60.9
2000	Indianapolis	1	1	32	17	53.1	194	6.1	1	3.1	0	0.0	30	0/0	82.0
2002	Indianapolis	1	1	31	14	45.2	137	4.4	0	0.0	2	6.5	17	1/13	31.3
2003	Indianapolis	3	3	103	67	65.0	918	8.9	9	8.7	4	3.9	87t	5/41	106.4
2004	Indianapolis	2	2	75	54	72.0	696	9.3	4	5.3	2	2.7	49	2/12	107.4
2005	Indianapolis	1	1	38	22	57.9	290	7.6	1	2.6	0	0.0	50t	5/43	90.9
2006	Indianapolis	4	4	153	97	63.4	1,034	6.8	3	2.0	7	4.6	53t	6/41	70.5
2007	Indianapolis	1	1	48	33	68.8	402	8.4	3	6.3	2	4.2	55t	0/0	97.7
2008	Indianapolis	1	1	42	25	59.5	310	7.4	1	2.4	0	0.0	72t	1/8	90.4
2009	Indianapolis	3	3	128	87	68.0	956	7.5	6	4.7	2	1.6	46	4/30	98.9
2010	Indianapolis	1	1	26	18	69.2	225	8.7	1	3.8	0	0.0	57t	1/6	108.7
2012	Denver	1	1	43	28	65.1	290	6.7	3	7.0	2	4.7	32	3/17	88.3
CAREER TOTALS		20	20	761	481	63.2	5,679	7.5	32	4.2	21	2.8	87t	28/211	88.4

Year	Club	Att.	RUSHING		LG	TD	TD	TDr	SCORING		2pt	Pts.
			Yds.	Avg.					TDp	TDrt		
1999	Indianapolis	3	22	7.3	15t	1	1	1	0	0	0	6
2000	Indianapolis	1	-2	-2.0	-2	0	0	0	0	0	0	0
2002	Indianapolis	1	2	2.0	2	0	0	0	0	0	0	0
2003	Indianapolis	4	3	0.8	3	0	0	0	0	0	0	0
2004	Indianapolis	2	8	4.0	7	1	1	1	0	0	0	6
2005	Indianapolis	0	0	0.0	—	0	0	0	0	0	0	0
2006	Indianapolis	8	3	0.4	7	1	1	1	0	0	0	6
2007	Indianapolis	1	-6	-6.0	-6	0	0	0	0	0	0	0
2008	Indianapolis	1	-1	-1.0	-1	0	0	0	0	0	0	0
2009	Indianapolis	3	-2	-0.7	0	0	0	0	0	0	0	0
2010	Indianapolis	0	0	0.0	—	0	0	0	0	0	0	0
2012	Denver	1	-1	-1.0	-1	0	0	0	0	0	0	0
CAREER TOTALS		25	26	1.0	15t	3	3	3	0	0	0	18

ADDITIONAL STATISTICS: Fumble recoveries — 2003 (1), TOTAL (1).

## MANNING'S SINGLE-GAME HIGHS

(Postseason in parentheses)

**Pass attempts** — 57 at Houston, 9/12/10 (48 vs. San Diego, 1/13/08). **Pass completions** — 40 at Houston, 9/12/10 (33 vs. San Diego, 1/13/08). **Passing yards** — 472 at Kansas City, 10/31/04 (458 vs. Denver, 1/9/05). **Completion percentage (min. 10 att.)** — 87.5% (14-16) vs. Tennessee, 12/30/07 (84.6% (22-26) vs. Denver, 1/4/04). **Touchdown passes** — 7 vs. Baltimore, 9/5/13 (5 vs. Denver, 1/4/04). **Longest pass completion** — 86t at New Orleans, 11/18/01 (87t vs. Denver, 1/4/04). **Rushing attempts** — 7 vs. Buffalo, 9/23/01 (3, twice, last at Baltimore, 1/13/07). **Rushing yards** — 44 at Buffalo, 11/4/01 (22 vs. Tennessee, 1/16/00). **Longest rush** — 33t at Buffalo, 11/4/01 (15t vs. Tennessee, 1/16/00). **Rushing touchdowns** — 1, 18 times, last at Dallas, 10/6/13 (1, three times, last vs. New England, 1/21/07).

## MANNING'S 300-YARD PASSING GAMES (89)

\*denotes win (Manning's teams are 58-31, including the postseason, when he records more than 300 passing yards in a game.)

Date	Opponent	Yds.	Date	Opponent	Yds.
9/6/1998	vs. Miami	302	11/11/2007	at San Diego	328
9/27/1998	vs. New Orleans	309	12/23/2007	vs. Houston*	311
11/29/1998	at Baltimore	357	1/13/2008	vs. San Diego^	402
12/20/1998	at Seattle	335	9/14/2008	at Minnesota*	311
9/26/1999	at San Diego*	404	11/16/2008	vs. Houston*	320
10/31/1999	vs. Dallas*	313	12/14/2008	vs. Detroit*	318
9/10/2000	vs. Oakland	367	12/18/2008	at Jacksonville*	364
9/25/2000	vs. Jacksonville*	440	1/3/2009	at San Diego^	310
10/8/2000	at New England	334	9/13/2009	vs. Jacksonville*	301
11/5/2000	at Chicago	302	9/21/2009	at Miami*	303
12/3/2000	at N.Y. Jets	339	9/27/2009	at Arizona*	379
9/23/2001	vs. Buffalo*	421	10/4/2009	vs. Seattle*	353
10/21/2001	vs. New England	335	10/11/2009	at Tennessee*	309
11/25/2001	vs. San Francisco	370	11/1/2009	vs. San Francisco*	347
12/2/2001	at Baltimore	310	11/8/2009	vs. Houston*	318
12/16/2001	vs. Atlanta*	325	11/15/2009	vs. New England*	327
10/21/2002	at Pittsburgh	304	12/17/2009	at Jacksonville*	308
11/3/2002	vs. Tennessee	327	1/24/2010	vs. N.Y. Jets*^	377
11/10/2002	at Philadelphia*	319	2/7/2010	vs. New Orleans^	333
12/22/2002	vs. N.Y. Giants	365	9/12/2010	at Houston	433
9/28/2003	at New Orleans*	314	9/26/2010	at Denver*	325
10/6/2003	at Tampa Bay*	386	10/3/2010	at Jacksonville	352
11/9/2003	at Jacksonville	347	10/17/2010	at Washington*	307
11/16/2003	vs. N.Y. Jets*	401	11/21/2010	at New England	396
1/4/2004	vs. Denver*^	377	12/5/2010	vs. Dallas	365
1/11/2004	at Kansas City*^	304	12/9/2010	at Tennessee*	319
9/26/2004	vs. Green Bay*	393	9/23/2012	vs. Houston	330
10/24/2004	vs. Jacksonville	368	9/30/2012	vs. Oakland*	338
10/31/2004	at Kansas City	472	10/7/2012	at New England	337
11/14/2004	vs. Houston*	320	10/15/2012	at San Diego*	309
12/5/2004	vs. Tennessee*	425	10/28/2012	vs. New Orleans*	305
12/26/2004	vs. San Diego*	383	11/11/2012	at Carolina*	301
1/9/2005	vs. Denver*^	458	12/6/2012	at Oakland*	310
11/7/2005	at New England*	321	12/23/2012	vs. Cleveland*	339
11/20/2005	at Cincinnati*	365	12/30/2012	vs. Kansas City*	304
12/11/2005	at Jacksonville*	324	9/5/2013	vs. Baltimore*	462
12/18/2005	vs. San Diego	336	9/15/2013	at N.Y. Giants*	307
9/17/2006	vs. Houston*	400	9/23/2013	vs. Oakland*	374
10/22/2006	vs. Washington*	342	9/29/2013	vs. Philadelphia*	327
10/29/2006	at Denver*	345	10/5/2013	at Dallas*	414
11/5/2006	at New England*	326	10/20/2013	at Indianapolis	386
12/3/2006	at Tennessee	351	10/27/2013	vs. Washington*	354
12/10/2006	at Jacksonville	313	11/10/2013	at San Diego*	330
1/21/2007	vs. New England*^	349	11/17/2013	vs. Kansas City*	323
9/16/2007	at Tennessee*	312			

^Playoff Game

## PEYTON MANNING'S GAME-BY-GAME

(Victories asterisked)

2013 DENVER		PASSING									RUSHING				
Opponent	P/S	Att.	Comp.	Yds.	Pct.	TD	INT	LG	S/Yds.	Rtg.	Att.	Yds.	Avg.	LG	TD
vs. Bal. (9/5)*	S	42	27	462	64.3	7	0	78t	3/17	141.1	2	-2	-1.0	-1	0
at NYG (9/15)*	S	43	30	307	69.8	2	0	36	0/0	105.5	3	-3	-1.0	-1	0
vs. Oak. (9/23)*	S	37	32	374	86.5	3	0	61	1/2	135.8	3	-2	-0.7	0	0
vs. Phi. (9/29)*	S	34	28	327	82.4	4	0	52	1/6	146.0	0	0	0.0	—	0
at Dal. (10/6)*	S	42	33	414	75.8	4	1	57	0/0	129.6	4	-8	-2.0	1t	1
vs. Jac. (10/13)*	S	42	28	295	66.7	2	1	42	0/0	92.9	5	-7	-1.4	0	0
at Ind. (10/20)	S	49	29	386	59.2	3	1	49	4/21	96.1	1	-1	-1.0	-1	0
vs. Was. (10/27)*	S	44	30	354	68.2	4	3	35t	2/15	94.3	4	-3	-0.8	0	0
at S.D. (11/10)*	S	36	25	330	69.4	4	0	74t	2/17	135.2	2	-1	-0.5	0	0
vs. K.C. (11/17)*	S	40	24	323	60.0	1	0	70	0/0	94.1	1	0	0.0	0	0

**Regular Season Totals** 10/10 409 286 3,572 71.0 33 6 78t 13/78 118.3 25 -27 -1.1 1t 1

**ADDITIONAL STATISTICS:** Miscellaneous tackles — 2.



# VON MILLER

58

LINEBACKER

6-3 • 250 • 3RD YR. • TEXAS A&M

BORN: March 26, 1989, in DeSoto, Texas

HIGH SCHOOL: DeSoto (Texas) High School

ACQUIRED: Draft #1 (2nd overall), 2011

NFL YEAR: 3rd • YEAR WITH BRONCOS: 3rd

NFL GAMES PLAYED/STARTED: 35/35 • POSTSEASON GP/GS: 3/3



## MILLER AT A GLANCE:

- A third-year linebacker who became the first player in Broncos history to earn a Pro Bowl selection in each of his first two NFL seasons.
- Voted as runner-up for the NFL Defensive Player of the Year in 2012, finishing the season ranked in the league's Top 5 in sacks (18.5), quarterback knock-downs (27), quarterback hurries (12), tackles for a loss (28), run stuffs (13) and forced fumbles (6).
- Tied for the third-most sacks (30) by an NFL player through his first two years (since 1982), including 18.5 sacks during the 2012 campaign to set a Broncos single-season record.
- Joined DeMarcus Ware (Dal., 2008) in 2012 as one of just two players since at least 1994 with 15 sacks, 25 tackles for a loss and five forced fumbles in a single season.
- Won the AFC Defensive Player of the Month honors after leading the conference with eight sacks and 10 tackles for a loss in November 2012.
- Received All-Pro recognition from the Associated Press following each of his first two seasons, including first-team designation in 2012 and second-team honors as a rookie in 2011.
- Named NFL Defensive Rookie of the Year and a Pro Bowl starter in 2011 after tying the franchise rookie sack record (11.5).
- Finished fifth on the Broncos with 64 tackles (50 solo) as a rookie in addition to leading the club with 19 tackles for a loss and 24 quarterback hits in 15 starts.
- Became just the second player in Broncos history (K David Treadwell, 1989) to be selected to the Pro Bowl as a rookie.
- Posted 27.5 sacks in 26 starts over his last two seasons at Texas A&M University and won the Butkus Award (nation's best linebacker) in addition to being named a consensus All-American as a senior in 2010.
- Finished his collegiate career with 33 sacks (fourth in school history) and 50.5 tackles for a loss in 47 games played (30 starts).
- Named to *The Sporting News'* Freshman All-Big 12 Team in 2007 after seeing action in nine games as a true freshman for the Aggies.
- Selected by the Broncos in the first round (2nd overall) of the 2011 NFL Draft.

## 58's TROPHY CASE

Pro Bowl Selections (2)	.....2011-12
All-Pro (First Team)	.....2012
All-Pro (Second Team)	.....2011
NFL Defensive Rookie of the Year	....2011

**CAREER TRANSACTIONS:** Signed by Denver as a draft choice 7/29/11.



**2013:** Miller made his 2013 debut with two tackles, including one for a loss and two quarterback hits at Ind.

## MILLER ENJOYS HISTORIC YEAR IN 2012

### MOST SACKS NFL, 2012

Player	Sacks
1. J.J. Watt, Hou.	20.5
2. Aldon Smith, S.F.	19.5
3. <b>Von Miller, Den.</b>	<b>18.5</b>
4. Cameron Wake, Mia.	15.0
5. Geno Atkins, Cin.	13.0

### MOST TACKLES FOR A LOSS, NFL, 2012

Player	Sacks
1. J.J. Watt, Hou.	39
2. <b>Von Miller, Den.</b>	<b>28</b>
3. Lavonte David, T.B.	20
4. Michael Bennett, T.B.	18
Aldon Smith, S.F.	18

**MILLER IN DENVER'S RECORD BOOKS**

**MOST SACKS IN A SEASON, BRONCOS HISTORY**

Player	Sacks
1. <b>Von Miller, 2012</b>	<b>18.5</b>
2. Elvis Dumervil, 2009	17.0
3. Simon Fletcher, 1992	16.0
4. Simon Fletcher, 1993	13.5
Simon Fletcher, 1991	13.5

**MOST SACKS BY A ROOKIE, BRONCOS HISTORY**

Player	Sacks
1. <b>Von Miller, 2011</b>	<b>11.5</b>
Rulon Jones, 1980	11.5
3. Mike Croel, 1991	10.0
4. Elvis Dumervil, 2006	8.5
5. Lyle Alzado, 1971	8.0

(10/20)... Sacked Robert Griffin III and forced a fumble that was recovered by Derek Wolfe vs. Was. (10/27)... Registered a sack and finished with two tackles for loss at S.D. (11/10).

**2012:** Miller started every game for the Broncos in his second NFL season and finished as the runner-up for NFL Defensive Player of the Year after ranking in the league's Top 5 in sacks (18.5), quarterback knock-downs (27), quarterback hurries (12), tackles for a loss (28), run stuffs (13) and forced fumbles (6)... Ranked fourth on the team with 68 tackles (55 solo) and added an interception returned for a touchdown while receiving first-team All-Pro recognition and being selected to his second consecutive Pro Bowl as a starter... Set the franchise single-season record with 18.5 sacks to rank third in the NFL and joined DeMarcus Ware (Dal., 2008) as one of two players since at least 1994 with 15 sacks, 25 tackles for a loss and five forced fumbles in a single season... Named AFC Defensive Player of the Month for November after totaling 20 tackles (18 solo), eight sacks (54 yds.), 10 tackles for a loss and three forced fumbles in four games... Tied his career high with a pair of sacks, while adding eight tackles (7 solo), one pass breakup, one forced fumble and five tackles for a loss at N.E. (10/7)... Set a career high with three sacks (18 yds.) at Cin. (11/4)... Earned Peter King's Defensive Player of the Week award after making six tackles—all of which came for a loss or no gain—in addition to one sack, one forced fumble and a quarterback hit on quarterback Cam Newton that resulted in an interception returned for a touchdown at Car. (11/11)... Became the first Bronco since at least 1982 to record three sacks and two forced fumbles in a single game vs. S.D. (11/18), earning Earned Peter King's Defensive Player of the Week award for the second consecutive week... Intercepted his first career pass and returned it 26 yards for a touchdown vs. T.B. (12/2)... Extended his sack streak to a career-best six games, strip-sacking quarterback Carson Palmer for his fifth forced fumble in a five-week span at Oak. (12/6)... Became the Broncos' single-season sack record holder with 1.5 sacks vs. Cle. (12/23)... Sacked quarterback Brady Quinn to extend his single-season record to 18.5 vs. K.C. (12/30)... Led the team with nine tackles and a half sack in Denver's AFC Divisional Playoff Game vs. Bal. (1/12).

**2011:** Selected by Denver in the first round (2nd overall) of the 2011 NFL Draft, Miller started all 15 games played and tied the franchise rookie record with 11.5 sacks en route to being named the Associated Press NFL Defensive Player of the Year... Elected as a starter for the Pro Bowl to become just the second Bronco to play in the league's annual All-Star game as a rookie in addition to garnering second-team All-Pro honors from the Associated Press... Finished fifth on the club with 64 tackles (50 solo) and added a team-best 19 tackles for a loss and 24 quarterback hits to go along with four passes defended and two forced fumbles... Named the Denver Athletic Club's Colorado Athlete of the Year... Missed Week 13 with a thumb injury and was forced to play the season's final six games, including the playoffs, with a cast on his hand... Produced two separate five-game stretches with at least a half sack.

**COLLEGE:** Miller played 47 games (30 starts) at Texas A&M University and finished his career with 182 tackles (104 solo), 33 sacks (fourth in school history), 50.5 tackles for a loss, 10 forced fumbles and four fumble recoveries... Posted 27.5 sacks in 26 starts over his last two seasons and won the Butkus Award (nation's best linebacker) in addition to being named a consensus All-American as a senior in 2010... Tabbed as a unanimous All-Big 12 Conference performer after leading the nation with 17 sacks (115 yds.) as a junior in 2009 playing a

**MILLER'S SACKS BY QUARTERBACK**

*\*denotes win (Miller's teams are 20-6, including postseason, in games in which he records at least one half of a sack.)*

QB	Sacks	Dates
Phillip Rivers	7.0	1 vs. S.D., 10/9/11, 1 at S.D., 11/27/11*, 1 at S.D., 10/15/12*, 3 vs. S.D., 11/18/12*, 1 at S.D., 11/10/13*
Andy Dalton	4.0	1 vs. Cin., 9/18/11*, 3 at Cin., 11/4/12*
Ben Roethlisberger	3.0	1 vs. Pit., 1/8/12*, 2 vs. Pit., 9/9/12*
Tom Brady	2.0	2 at N.E., 10/7/12
Brady Quinn	2.0	1 at K.C., 11/25/12*, 1 vs. K.C., 12/30/12*
Aaron Rodgers	2.0	2 at G.B., 10/2/11
Matt Cassel	1.5	1.5 at K.C., 11/13/11*
Carson Palmer	1.5	0.5 at Oak., 11/6/11*, 1 at Oak., 12/6/12*
Mark Sanchez	1.5	1.5 vs. NYJ., 11/17/11*
Brandon Weeden	1.5	1.5 vs. Cle., 12/23/12*
Josh Freeman	1.0	1 vs. T.B., 12/2/12*
Robert Griffin III	1.0	1 vs. Was., 10/27/13*
Caleb Hanie	1.0	1 vs. Chi., 12/11/11*
Matt Hasselbeck	1.0	1 at Ten., 9/25/11
Matt Moore	1.0	1 at Mia., 10/23/11*
Cam Newton	1.0	1 at Car., 11/11/11*
Matt Ryan	1.0	1 at Atl., 9/17/12
Joe Flacco	0.5	0.5 vs. Bal., 1/12/13

**MILLER NAMED NFL DEFENSIVE ROOKIE OF THE YEAR**

**2011 NFL DEFENSIVE ROOKIE OF THE YEAR VOTING (ASSOCIATED PRESS)**

Player	Position	Team	Votes
1. <b>Von Miller</b>	<b>Linebacker</b>	<b>Denver</b>	<b>39</b>
2. Aldon Smith	Linebacker	San Francisco	11

hybrid "jack" position... Named to *The Sporting News*' Freshman All-Big 12 Team in 2007 after seeing action in nine games as a true freshman for the Aggies.

**PERSONAL:** Miller attended DeSoto (Texas) High School, where he was named the District 8-5A Defensive MVP as a senior after totaling 76 tackles and six sacks... Rated the No. 6 middle linebacker in the nation by *Scout.com* and was named to Dave Campbell's Texas Football Super Team (second-team defensive line)... Majored in university studies with a concentration in agriculture and life sciences at Texas A&M... Started Von' Vision, a foundation dedicated to providing eye care, glasses and contact lenses to underprivileged youth... Visited the Middle East as part of an NFL USO Tour in March 2013... Von Miller was born on March 26, 1989, in DeSoto, Texas.

#### MILLER'S REGULAR SEASON RECORD

Year	Club	G	S	UT	A	TT	S-Yds.	I-Yds.	PD	FF	FR	TD-Int.	TD-FR	S	Pts.
2011	Denver	15	15	50	14	64	11.5-77	0-0	4	2	0	0	0	0	0
2012	Denver	16	16	55	13	68	18.5-129.5	1-26	2	6	0	1	0	0	6
2013	Denver	4	4	11	3	13	2-11	0-0	0	1	0	0	0	0	0
<b>CAREER TOTALS</b>		<b>35</b>	<b>35</b>	<b>116</b>	<b>30</b>	<b>145</b>	<b>32-217.5</b>	<b>1-26</b>	<b>6</b>	<b>9</b>	<b>0</b>	<b>1</b>	<b>0</b>	<b>0</b>	<b>6</b>

#### MILLER'S POSTSEASON RECORD

Year	Club	G	S	UT	A	TT	S-Yds.	I-Yds.	PD	FF	FR	TD-Int.	TD-FR	S	Pts.
2011	Denver	2	2	3	0	3	1-4	0-0	0	0	0	0	0	0	0
2012	Denver	1	1	7	2	9	0.5-3.5	0-0	0	0	0	0	0	0	0
<b>CAREER TOTALS</b>		<b>3</b>	<b>3</b>	<b>10</b>	<b>2</b>	<b>12</b>	<b>1.5-7.5</b>	<b>0-0</b>	<b>0</b>	<b>0</b>	<b>0</b>	<b>0</b>	<b>0</b>	<b>0</b>	<b>0</b>

#### MILLER'S SINGLE-GAME HIGHS

*(Postseason in parentheses)*

**Tackles** — 10 at San Diego, 11/27/11 (9 vs. Baltimore, 1/12/13). **Sacks** — 3, twice, last vs. San Diego, 11/18/12 (1 vs. Pittsburgh, 1/8/12). **Sack yards** — 29 vs. San Diego, 11/18/12 (4 vs. Pittsburgh, 1/8/12). **Interceptions** — 1 vs. Tampa Bay, 12/2/12 (none). **Interception return yards** — 26t vs. Tampa Bay, 12/2/12 (none). **Forced Fumbles** — 2 vs. San Diego, 11/18/12 (none). **Consecutive games with at least one sack** — 6 Games 8-13, 2012 (1 vs. Pittsburgh, 1/8/12).

#### MILLER'S MULTIPLE-SACK GAMES (8)

*\*denotes win (The Broncos are 6-2 when Miller records more than one sack in a game.)*

Date	Opponent	S-Yds.
10/2/11	at Green Bay	2-12
11/13/11	at Kansas City*	1.5-6.5
11/17/11	vs. N.Y. Jets*	1.5-12
9/9/12	vs. Pittsburgh*	2-15
10/7/12	at New England	2-7
11/4/12	at Cincinnati*	3-18
11/18/12	vs. San Diego*	3-29
12/23/12	vs. Cleveland*	1.5-12.5

#### VON MILLER'S GAME-BY-GAME

*(Victories asterisked)*

2013 DENVER		TACKLES									
Date	Opponent	P/S	UT	A	TT	S-Yds.	I-Yds.	PD	FF	FR	
Games 1-6											
Oct 20	at Indianapolis	S	2	0	2	0-0	0-0	0	0	0	
Oct 27	vs. Washington*	S	4	1	5	1-9	0-0	0	1	0	
Nov 10	at San Diego*	S	5	1	6	1-2	0-0	0	0	0	
Nov 17	vs. Kansas City*	S	0	1	1	0-0	0-0	0	0	0	
<b>Regular Season Totals</b>		<b>4/4</b>	<b>11</b>	<b>3</b>	<b>14</b>	<b>2-11</b>	<b>0-0</b>	<b>0</b>	<b>1</b>	<b>0</b>	





## RAHIM MOORE

26

SAFETY



6-1 • 195 • 3RD YR. • UCLA

BORN: Feb. 11, 1990, in Los Angeles

HIGH SCHOOL: Susan Miller Dorsey High School, Los Angeles

ACQUIRED: Draft #2a (45th overall), 2011

NFL YEAR: 3rd • YEAR WITH BRONCOS: 3rd

NFL GAMES PLAYED/STARTED: 41/32 • POSTSEASON GP/GS: 2/1

### MOORE AT A GLANCE:

- A third-year safety who played 31 regular-season games (22 starts) in his first two NFL seasons, totaling 102 tackles (87 solo) and two interceptions for the Broncos.
- Opened 15-of-16 contests in 2012 and ranked third on the club with 71 tackles (59 solo) to go along with one interception (23 yds.), seven passes defended and one fumble recovery.
- Saw action in 15 regular-season games (7 starts) as a rookie in 2011 and totaled 31 tackles (28 solo) and one interception (18 yds.).
- Started all 37 games played at UCLA and tied for fourth in school history with 14 career interceptions.
- Named a team captain during his final campaign with the Bruins as a junior and received first-team All-America honors by *The Sporting News* in addition to first-team All-Pacific-10 Conference accolades for the second consecutive year.
- Led the nation with 10 interceptions as a sophomore in 2009 (second most in Bruins history) and was the co-defensive winner of UCLA's Henry R. 'Red' Sanders Award for team MVP.
- Started all 12 games in 2008, becoming the first true freshman in seven years to start a season opener on offense or defense for UCLA.
- Selected by the Broncos in the second round (45th overall) of the 2011 NFL Draft.

**CAREER TRANSACTIONS:** Signed by Denver as a draft choice 7/29/11.



**2013:** Moore intercepted a pass from Eli Manning and finished with three tackles and two pass breakups at NYG (9/15)... Led the team with six tackles at Dal. (10/6)... Intercepted a pass from Robert Griffin III and returned it 18 yards vs. Was. (10/27).

**2012:** Moore started 15-of-16 regular-season games and played the most snaps (1,044) of any player on defense while posting the third-most tackles (71) on the club... Added one sack (3 yds.), one interception (23 yds.), seven passes defended and one fumble recovery on defense to go along with two special-teams stops... Set a career high and tied for the team lead with 12 tackles (6 solo) at N.E. (10/7)... Led the team with eight tackles and recorded his first career sack vs. K.C. (12/30)... Tied for second on the team with seven tackles in Denver's AFC Divisional Playoff Game vs. Bal. (1/12).

**2011:** Selected by the Broncos in the second round (45th overall) of the 2011 NFL Draft, Moore played 15 regular-season games (7 starts) and totaled 31 tackles (28 solo), one interception (18 yds.), two passes defended and one fumble recovery as a rookie... Saw action in Denver's AFC Divisional Playoff Game at N.E. (1/14) and recorded three tackles.

**COLLEGE:** Moore opened all 37 games played at UCLA and tied for fourth in school history with 14 career interceptions to go along with 186 tackles (119 solo), 29 PBUs, and three fumble recoveries... Received first-team All-America honors from *The Sporting News* and first-team All-Pacific-10 Conference honors following his junior season... Led the nation with 10 interceptions and was a first-team All-Pac-10 selection as a sophomore... Started all 12 games as a true freshman in 2008.

**PERSONAL:** Moore attended Susan Miller Dorsey High School in Los Angeles, where he lettered four years as a defensive back and wide receiver... Invited to play in the U.S. Army All-American Bowl after totaling 112 tackles, eight interceptions, 18 passes defended and three fumble recoveries as a senior... Rated as the second-best safety prospect in the nation by Scout.com... Majored in sociology at UCLA and was named to the Director's Honor Roll in Fall 2009... Rahim Shaheed Moore was born on Feb. 11, 1990, in Los Angeles.



### MOORE'S REGULAR SEASON RECORD

Year	Club	G	S	UT	A	TT	S-Yds.	I-Yds.	PD	FF	FR	TD-Int.	TD-FR	S	Pts.
2011	Denver	15	7	28	3	31	0-0	1-18	2	0	1	0	0	0	0
2012	Denver	16	15	59	12	71	1-3	1-23	7	0	1	0	0	0	0
2013	Denver	10	10	38	6	44	0-0	2-18	6	0	0	0	0	0	0
<b>CAREER TOTALS</b>		<b>41</b>	<b>32</b>	<b>125</b>	<b>21</b>	<b>146</b>	<b>1-3</b>	<b>4-59</b>	<b>15</b>	<b>0</b>	<b>2</b>	<b>0</b>	<b>0</b>	<b>0</b>	<b>0</b>

**ADDITIONAL STATISTICS:** *Special teams tackles — 2012 (2), TOTAL (2).*

### MOORE'S POSTSEASON RECORD

Year	Club	G	S	UT	A	TT	S-Yds.	I-Yds.	PD	FF	FR	TD-Int.	TD-FR	S	Pts.
2011	Denver	1	0	1	2	3	0-0	0-0	0	0	0	0	0	0	0
2012	Denver	1	1	6	1	7	0-0	0-0	0	0	0	0	0	0	0
<b>CAREER TOTALS</b>		<b>2</b>	<b>1</b>	<b>7</b>	<b>3</b>	<b>10</b>	<b>0-0</b>	<b>0-0</b>	<b>0</b>	<b>0</b>	<b>0</b>	<b>0</b>	<b>0</b>	<b>0</b>	<b>0</b>

### MOORE'S SINGLE-GAME HIGHS

*(Postseason in parentheses)*

**Tackles** — 12 at New England 10/7/12 (7 vs. Baltimore, 1/12/13). **Interceptions** — 1, four times, last vs. Washington, 10/27/13 (none). **Interception return yards** — 23 at Carolina, 11/11/12 (none). **Passes defended** — 2, twice, last at N.Y. Giants, 9/15/13 (none). **Sacks** — 1 vs. Kansas City, 12/30/12 (none). **Sack yards** — 3 vs. Kansas City, 12/30/12 (none). **Special-teams tackles** — 1, twice, last vs. Cleveland, 12/23/12 (none).

### RAHIM MOORE'S GAME-BY-GAME

*(Victories asterisked)*

2013 DENVER		TACKLES									
Date	Opponent	P/S	UT	A	TT	S-Yds.	I-Yds.	PD	FF	FR	
Sep 5	vs. Baltimore*	S	6	0	6	0-0	0-0	1	0	0	
Sep 15	at N.Y. Giants*	S	3	0	3	0-0	1-0	2	0	0	
Sep 23	vs. Oakland*	S	1	1	2	0-0	0-0	0	0	0	
Sep 29	vs. Philadelphia*	S	6	1	7	0-0	0-0	0	0	0	
Oct 6	at Dallas*	S	5	1	6	0-0	0-0	0	0	0	
Oct 13	vs. Jacksonville*	S	5	0	5	0-0	0-0	0	0	0	
Oct 20	at Indianapolis	S	3	2	5	0-0	0-0	0	0	0	
Oct 27	vs. Washington*	S	6	0	6	0-0	1-18	1	0	0	
Nov 10	at San Diego*	S	1	1	2	0-0	0-0	1	0	0	
Nov 17	vs. Kansas City*	S	2	0	2	0-0	0-0	1	0	0	
<b>Regular Season Totals</b>			<b>10/10</b>	<b>38</b>	<b>6</b>	<b>44</b>	<b>0-0</b>	<b>2-18</b>	<b>6</b>	<b>0</b>	<b>0</b>



# KNOWSHON MORENO 27

## RUNNING BACK

5-11 • 220 • 5TH YR. • GEORGIA

BORN: July 16, 1987, in Belford, N.J.

HIGH SCHOOL: Middletown South (N.J.) High School

ACQUIRED: Draft #1a (12th overall), 2009

NFL YEAR: 5th • YEAR WITH BRONCOS: 5th

NFL GAMES PLAYED/STARTED: 54/40 • POSTSEASON GP/GS: 1/1



### MORENO AT A GLANCE:

- A fifth-year running back who ranks in the franchise's top 10 in rushing yards (3,030) and rushing touchdowns (24) in 54 career regular-season games played (40 starts).
- Ranked sixth in the NFL in rushing yards per game (85.0) and scrimmage yards per game (110.8) as Denver's starting running back during the last six weeks of the 2012 season.
- Led the Broncos in rushing in consecutive seasons (2009-10) before an injury-shortened campaign in 2011.
- Totaled at least 1,000 yards from scrimmage in each of his first two seasons, representing the only player who entered the NFL in 2009 to accomplish that feat and one of just four players in franchise history to reach that milestone in his first two campaigns.
- Earned his first career AFC Offensive Player of the Week award after carrying 21 times for 115 yards (5.5 avg.) and one touchdown in Denver's win at Baltimore (12/16/12).
- Tied for third in the Associated Press' NFL Offensive Rookie of the Year voting and was a consensus All-Rookie selection in 2009 as only the fifth Bronco in team history to lead all league rookies in rushing yards.
- Earned first-team All-Southeastern Conference honors during his two years at the University of Georgia, totaling 2,734 rushing yards and joining Herschel Walker (1980-82) as the only Bulldogs in school history to post 1,000 rushing yards in consecutive seasons.
- Received several All-America honors and was a finalist for the Doak Walker Award (nation's best running back) as a sophomore for the Bulldogs in 2008, totaling 1,400 rushing yards (5.6 avg., 16 TDs) that led the SEC and ranked 11th in the nation.
- Selected by the Broncos in the first round (12th overall) of the 2009 NFL Draft.

**CAREER TRANSACTIONS:** Signed by Denver as a draft choice 8/8/09; Placed on injured reserve 11/14/11.



**2013:** Moreno totaled 107 yards (93 rushing / 14 receiving) and tied a career high with two rushing touchdowns in Denver's Week 2 win at NYG (9/15)... Posted 150 yards (93 rushing / 57 receiving) with one rushing touchdown at Dal. (10/6)... Set a career high with three rushing touchdowns vs. Jac. (10/13)... Totaled 114 yards from scrimmage (65 rushing / 49 receiving) and caught a career-best eight passes at S.D. (11/10).

**2012:** Moreno played eight regular-season games (6 starts) and finished second on the team with 525 yards and four touchdowns on 138 carries (3.8 avg.)... Ranked sixth in the NFL in rushing yards per game (85.0) and scrimmage yards per game (110.8) as Denver's starting running back during the last six weeks of the season (after being inactive for eight weeks)... Scored Denver's first touchdown of the season on a 7-yard run in the second quarter to put the Broncos ahead 7-3 in their season opener vs. Pit. (9/9)... Started his first game of the season and led the Broncos with 20 carries and 85 yards at K.C. (11/25)... Carried the ball a career-high 32 times

### MORENO AMONG BRONCOS' TOP 10 CAREER RUSHERS

#### MOST CAREER RUSHING YARDS, BRONCOS HISTORY

	Player	Years	G	Att.	Yds.	Avg.	LG	TD
1.	Terrell Davis	1995-2001	78	1,655	7,607	4.6	71t	60
2.	Floyd Little	1967-75	117	1,641	6,323	3.9	80t	43
3.	Sammy Winder	1982-90	127	1,495	5,427	3.6	52	39
4.	Otis Armstrong	1973-80	96	1,023	4,453	4.4	43	25
5.	Mike Anderson	2000-05	74	865	3,822	4.4	80t	36
6.	John Elway	1983-98	234	774	3,407	4.4	31	33
7.	Clinton Portis	2002-03	29	563	3,099	5.5	65t	29
8.	<b>Knowshon Moreno</b>	<b>2009-13</b>	<b>54</b>	<b>754</b>	<b>3,030</b>	<b>4.0</b>	<b>36</b>	<b>24</b>
9.	Jon Keyworth	1974-80	95	699	2,653	3.8	34	22
10.	Tatum Bell	2004-08	49	525	2,591	4.9	68	15

and accounted for 167 total yards of offense (119 rushing, 48 receiving) at Oak. (12/6)... Earned his first career AFC Offensive Player of the Week award after he topped the 100-yard rushing mark for the second straight week, finishing with 115 yards on 21 carries (5.5 avg.) with one touchdown at Bal. (12/16)... Carried 10 times for 32 yards and caught two passes for 21 yards, including a 14-yard diving touchdown grab, in Denver's AFC Divisional Playoff Game vs. Bal. (1/12) before leaving with a knee injury.

**2011:** Moreno played seven games (2 starts) and finished fourth on the club with 179 yards on 37 carries (4.8 avg.) to help Denver lead the league in rushing with a team-record 164.5 yards per game on the ground... Added 11 receptions for 101 yards (9.2 avg.) with one touchdown... Injured his knee at K.C. (11/13) and was placed on injured reserve on Nov. 14.

**2010:** Moreno started all 13 games played and totaled 182 carries for 779 yards (4.3 avg.) with five touchdowns to go along with a career-high 37 receptions for 372 yards (10.1 avg.) with three scores... Became one of five NFL running backs to average more than 10 yards per reception (10.1) in 2010 while tying for the league lead in touchdown receptions (3) among his position group... Averaged 5.0 yards per rush (106-527) in the second half of the season to rank fifth in the NFL during that span while helping Denver's running game improve by a league-best 1.8 yards per carry in its last eight games... Rushed for a career-high 161 yards on 23 carries (7.0 avg.) at K.C. (12/5) to mark the most rushing yards ever by a Broncos player at Arrowhead Stadium and represent the fourth player in franchise history to average seven yards per carry while registering at least 23 attempts.

**2009:** Selected by the Broncos in the first round (12th overall) of the 2009 NFL Draft, Moreno played 16 games (9 starts) for Denver and totaled 247 rushes for 947 yards (3.8 avg.) with seven touchdowns along with 28 receptions for 213 yards (7.6 avg.) with two scores... Became the 14th player since the 1970 NFL merger to lead all rookies in rushing yards (947), yards from scrimmage (1,160) and touchdowns (9)... Named an All-Rookie selection by the Professional Football Writers Association/*Pro Football Weekly* as well as *The Sporting News*... Tied for third in the Associated Press' NFL Offensive Rookie of the Year voting... Led the league with four Pepsi NFL Rookie of the Week honors... Became only the fifth Bronco in team history to lead league rookies in rushing yards... Finished the year with the sixth-most rushing yards and the sixth-most yards from scrimmage by a rookie in Broncos history... Posted the most 80-yard rushing games by a league rookie for the year with six that tied for the third most by a rookie in club annals... Totaled the fourth-most touchdowns by a Broncos rookie... Posted a career-high 97 yards on 18 carries (5.4 avg.) at Was. (11/15)... Had two rushing scores at K.C. (12/6) and vs. K.C. (1/3).

**COLLEGE:** Moreno played 26 career games (19 starts) at the University of Georgia, totaling 498 rushes for 2,734 yards (5.5 avg.) with 30 touchdowns along with 53 receptions for 645 yards (12.2 avg.) with two scores... Earned first-team All-Southeastern Conference honors during both years at Georgia while his 2,734 rushing yards led the SEC in addition to ranking sixth in the nation and second among the country's underclassmen from 2007-08... Started all 13 games for Georgia as a sophomore, totaling 250 carries for 1,400 yards (5.6 avg.) and 16 touchdowns along with 33 receptions for 392 yards (11.9 avg.) and two scores in 2008... Received consensus first-team All-SEC honors and was tabbed a second-team All-American by the Associated Press and the Walter Camp Foundation... Led the SEC and ranked 11th in the nation in rushing yards... Became just the second Georgia player to rush for 1,000 yards in consecutive seasons (Herschel Walker, 1980-82)... Played 13 games (6 starts) as a redshirt freshman, rushing 248 times for 1,334 yards (5.4 avg.) with 14 touchdowns while making 20 catches for 253 yards (12.7 avg.) in 2007... Finished with six 100-yard rushing games, including five consecutive 100-yard outings late in the year... Earned first-team All-SEC honors and was named to his conference's All-Freshman team... Honored as SEC Freshman of the Year (league coaches, *The Sporting News*) after placing second in the SEC in rushing yards while leading the nation's freshmen in that category... Redshirted as a true freshman.

**PERSONAL:** Moreno finished his high school career at Middletown South (N.J.) High School as the state's all-time leader in total touchdowns (128) and scoring (782 pts.)... Ranked second in New Jersey history with 6,268 career rushing yards... Led his team to three state titles... Rushed for 1,808 yards on 185 carries (9.8 avg.) and had 43 touchdowns in 10 games as a senior... First name is a combination of his father's nickname (Knowledge) and his mother's name (Varashon)... Majored in housing at the University of Georgia... Knowshon Moreno was born on July 16, 1987, in Belford, N.J.

### MORENO'S REGULAR SEASON RECORD

Year	Club	RUSHING								RECEIVING				SCORING				
		G	S	No.	Yds.	Avg.	LG	TD	No.	Yds.	Avg.	LG	TD	TD	TDr	TDp	TDr	2pt Pts.
2009	Denver	16	9	247	947	3.8	36	7	28	213	7.6	27	2	9	7	2	0	0 54
2010	Denver	13	13	182	779	4.3	35	5	37	372	10.1	45	3	8	5	3	0	0 48
2011	Denver	7	2	37	179	4.8	24	0	11	101	9.2	28t	1	1	0	1	0	0 6
2012	Denver	8	6	138	525	3.8	20	4	21	167	8.0	12	0	4	4	0	0	0 24
2013	Denver	10	10	150	600	4.0	25t	8	37	336	9.1	35t	1	9	8	1	0	0 54
<b>CAREER TOTALS</b>		<b>54</b>	<b>40</b>	<b>754</b>	<b>3,030</b>	<b>4.0</b>	<b>36</b>	<b>24</b>	<b>134</b>	<b>1,189</b>	<b>8.9</b>	<b>45</b>	<b>7</b>	<b>31</b>	<b>24</b>	<b>7</b>	<b>0</b>	<b>0 186</b>

**ADDITIONAL STATISTICS:** Miscellaneous tackles — 2009 (1), 2010 (1), TOTAL (2).

### MORENO'S POSTSEASON RECORD

Year	Club	RUSHING								RECEIVING				SCORING				
		G	S	No.	Yds.	Avg.	LG	TD	No.	Yds.	Avg.	LG	TD	TD	TDr	TDp	TDr	2pt Pts.
2012	Denver	1	1	10	32	3.2	8	0	2	21	10.5	14t	1	1	0	1	0	0 6
<b>CAREER TOTALS</b>		<b>1</b>	<b>1</b>	<b>10</b>	<b>32</b>	<b>3.2</b>	<b>8</b>	<b>0</b>	<b>2</b>	<b>21</b>	<b>10.5</b>	<b>14t</b>	<b>1</b>	<b>1</b>	<b>0</b>	<b>1</b>	<b>0</b>	<b>0 6</b>

MORENO'S SINGLE-GAME HIGHS

*(Postseason in parentheses)*

**Rushes** — 32 at Oakland, 12/6/12 (10 vs. Baltimore 1/12/13). **Rushing yards** — 161 at Kansas City, 12/5/10 (32 vs. Baltimore 1/12/13). **Longest rush** — 36 vs. San Diego, 11/22/09 (8 vs. Baltimore 1/12/13). **Rushing touchdowns** — 3 vs. Jacksonville, 10/13/13 (none). **Receptions** — 8 at San Diego, 11/10/13 (2 vs. Baltimore 1/12/13). **Receiving yards** — 89 vs. Washington, 10/27/13 (21 vs. Baltimore 1/12/13). **Longest reception** — 45 vs. Seattle, 9/19/10 (14t vs. Baltimore 1/12/13). **Receiving touchdowns** — 2 vs. Oakland, 10/24/10 (1 vs. Baltimore 1/12/13). **Rushing yards in one quarter** — 68 (2nd) at Kansas City, 12/5/10 (18 (2nd) vs. Baltimore 1/12/13). **Rushing yards in one half** — 85 (1st) at Kansas City, 12/5/10 (27 (first) vs. Baltimore 1/12/13). **Total yards** — 175 (161 rush, 14 rec.) at Kansas City, 12/5/10 (53 (32 rush, 21 rec.) vs. Baltimore 1/12/13). **Total touchdowns** — 3 vs. Jacksonville, 10/13/13, 10/24/10 (1 vs. Baltimore 1/12/13).

MORENO'S 100-YARD RUSHING GAMES (4)

*\*denotes win (Moreno's teams are 3-1 when he records 100 or more yards rushing in a game.)*

Date	Opponent	No.	Yds.	Avg.	LG	TD
11/14/10	vs. Kansas City*	22	106	4.8	14	0
12/5/10	at Kansas City	23	161	7.0	24	0
12/6/12	at Oakland*	32	119	3.7	18	1
12/16/12	at Baltimore*	21	115	5.5	20	1

KNOWSHON MORENO'S GAME-BY-GAME

*(Victories asterisked)*

2013 DENVER			RUSHING					RECEIVING				SCORING		
Date	Opponent	P/S	No.	Yds.	Avg.	LG	TD	No.	Yds.	Avg.	LG	TD	2pt.	Pts.
Sep 5	vs. Baltimore*	S	9	28	3.1	7	0	3	37	12.3	23	0	0	0
Sep 15	at N.Y. Giants*	S	13	93	7.2	25t	2	3	14	4.7	6	0	0	12
Sep 23	vs. Oakland*	S	12	39	3.3	9	0	1	6	6.0	6	0	0	0
Sep 29	vs. Philadelphia*	S	12	78	6.5	17	1	1	13	13.0	13	0	0	6
Oct 6	at Dallas*	S	19	93	4.9	16	1	5	57	11.4	19	0	0	6
Oct 13	vs. Jacksonville*	S	15	42	2.8	11	3	7	62	8.9	28	0	0	18
Oct 20	at Indianapolis	S	15	40	2.7	9	1	3	9	3.0	4	0	0	6
Oct 27	vs. Washington*	S	13	43	3.3	8	0	6	89	14.8	35t	1	0	6
Nov 10	at San Diego*	S	15	65	4.3	9	0	8	49	6.1	11	0	0	0
Nov 17	vs. Kansas City*	S	27	79	2.9	11	0	0	0	0.0	—	0	0	0
Regular Season Totals			10/10	150	600	4.0	25t	8	37	336	9.1	35t	1	54



## BROCK OSWEILER

17

### QUARTERBACK

6-8 • 240 • 2ND YR. • ARIZONA STATE

**BORN:** Nov. 22, 1990, in Coeur d'Alene, Idaho

**HIGH SCHOOL:** Flathead High School, Kalispell, Mont.

**ACQUIRED:** Drafted #2b (57th overall), 2012

**NFL YEAR:** 2nd • **YEAR WITH BRONCOS:** 2nd

**NFL GAMES PLAYED/STARTED:** 6/0 • **POSTSEASON GP/GS:** 0/0



### OSWEILER AT A GLANCE:

- A second-year player who saw action in five games during his rookie season in 2012 and completed 2-of-4 passes for 12 yards as Denver's No. 2 quarterback.
- Started 15-of-25 games played at Arizona State University and completed 412-of-680 (60.6%) passes for 5,082 yards with 33 touchdowns and 15 interceptions.
- Left for the NFL after his junior campaign in which he opened all 13 contests for the Sun Devils and became just the fourth player in Pac-12 Conference history to throw for 4,000 yards.
- Combined to complete 108-of-157 (68.8%) passes for 1,262 yards with nine touchdowns and three interceptions (151.4 rtg.) against ASU's four ranked opponents in 2011.
- Threw for at least 300 yards in 7-of-15 games started during his career at ASU.
- Listed at 6'8", he ties for the tallest Bronco in team history.
- Originally committed to attend Gonzaga University on a basketball scholarship before electing to pursue football instead at ASU.
- Selected by the Broncos in the second round (57th overall) of the 2012 NFL Draft.

**CAREER TRANSACTIONS:** Signed by Denver as a draft choice 7/24/12.



**2013:** Osweiler played the fourth quarter of Denver's Week 4 win vs. Phi. (9/29).

**2012:** Selected by Denver in the second round (57th overall) of the 2012 NFL Draft, Osweiler played five games during his rookie season, completing 2-of-4 passes for 12 yards after earning the backup quarterback job out of training camp... Saw his first regular-season NFL action on Denver's final snap of its 37-6 win vs. Oak. (9/30)... Completed his first NFL pass for a 5-yard gain in Denver's regular-season finale vs. K.C. (12/30).

**COLLEGE:** Osweiler played 25 career games (15 starts) at Arizona State University and completed 412-of-680 passes (60.6%) for 5,082 yards with 33 touchdowns and 15 interceptions... Named a team captain as a junior in 2011 and totaled 4,036 yards on 326-of-516 (63.2%) passing with 26 touchdowns and 13 interceptions... Set school records for completions, attempts and yards while his 26 scores through the air marked the fourth most in ASU annals... Ranked second in the Pac-12 Conference and 11th in the nation with 317.3 passing yards per game... Combined to complete 108-of-157 (68.8%) passes for 1,262 yards with nine touchdowns and three interceptions (151.4 rtg.) against ASU's four ranked opponents in 2011... Appeared in six games (1 start) as a sophomore and completed 62-of-109 (56.9%) passes for 797 yards with five touchdowns and zero interceptions (133.4 rtg.)... Named MVP of the Territorial Cup after throwing for 267 yards and one touchdown in his only start of the season in the Sun Devils' 30-29 overtime win at Arizona (12/2/11)... Played six games (1 start) as a true freshman for Arizona State, completing 24-of-55 (43.6%) passes for 249 yards with two touchdowns and two interceptions for an 86.4 passer rating... Became the first ASU true freshman quarterback to start a game since Jake Plummer in 1993 when he opened the Sun Devils' game at No. 14 Oregon (11/14/09).

**PERSONAL:** Osweiler was named the 2008-09 Gatorade State Player of the Year for Montana following his senior season at Flathead High School in Kalispell, Mont., after completing 189-of-303 (62.4%) passes for 2,703 yards with 29 touchdowns... Averaged 24.9 points and 14.5 rebounds as a junior on the hardwood and was listed as a three-star basketball recruit by Scout.com... Originally committed to Gonzaga University to play basketball before deciding to pursue football collegiately... Studied sociology and political science at ASU... Brock Alan Osweiler was born on Nov. 22, 1990, in Coeur d'Alene, Idaho.

## OSWEILER'S REGULAR SEASON RECORD

		PASSING													
Year	Club	G	S	Att.	Comp.	Pct.	Yds.	Yds./Att.	TD	%	Int.	%	LG	Sack/Yds.	Rtg.
2012	Denver	5	0	4	2	50.0	12	3.0	0	0.0	0	0.0	7	0/0	56.3
2013	Denver	1	0	3	2	66.7	10	3.3	0	0.0	0	0.0	5	0/0	71.5
CAREER TOTALS		6	0	7	4	57.1	22	3.1	0	0.0	0	0.0	7	0/0	62.8

		RUSHING						SCORING					
Year	Club	Att.	Yds.	Avg.	LG	TD		TD	TDr	TDp	TDrt	2pt	Pts.
2012	Denver	8	-13	-1.6	-1	0		0	0	0	0	0	0
2013	Denver	2	3	1.5	4	0		0	0	0	0	0	0
CAREER TOTALS		10	-10	-1.0	4	0		0	0	0	0	0	0

**ADDITIONAL STATISTICS:** Fumble recoveries — 2012 (1), TOTAL (1).

## OSWEILER'S SINGLE-GAME HIGHS

(Postseason in parentheses)

**Pass attempts** — 4 vs. Kansas City, 12/30/12 (none). **Pass completions** — 2 vs. Kansas City, 12/30/12 (none). **Passing yards** — 12 vs. Kansas City, 12/30/12 (none). **Longest pass completion** — 7 vs. Kansas City, 12/30/12 (none). **Rushing attempts** — 3 vs. Kansas City, 12/30/12 (none). **Rushing yards** — 3 vs. Philadelphia, 9/29/13 (none). **Longest rush** — 4 vs. Philadelphia, 9/29/13 (none).

## BROCK OSWEILER'S GAME-BY-GAME

(Victories asterisked)

2013 DENVER		PASSING										RUSHING				
Opponent	P/S	Att.	Comp.	Yds.	Pct.	TD	INT	LG	S/Yds.	Rtg.		Att.	Yds.	Avg.	LG	TD
vs. Bal. (9/5)*																
at NYG (9/15)*																
vs. Oak. (9/23)*																
vs. Phi. (9/29)*	P	3	2	10	66.7	0	0	5	0/0	71.5		2	3	1.5	4	0
at Dal. (10/6)*																
vs. Jac. (10/13)*																
at Ind. (10/20)																
vs. Was. (10/27)*																
at S.D. (11/10)*																
vs. K.C. (11/17)*																
<b>Regular Season Totals</b>	<b>1/0</b>	<b>3</b>	<b>2</b>	<b>10</b>	<b>66.7</b>	<b>0</b>	<b>0</b>	<b>5</b>	<b>0/0</b>	<b>71.5</b>		<b>2</b>	<b>3</b>	<b>1.5</b>	<b>4</b>	<b>0</b>





# SHAUN PHILLIPS

90

## DEFENSIVE END

6-3 • 255 • 10TH YR. • PURDUE

BORN: May 13, 1981, in Philadelphia

HIGH SCHOOL: Willingboro (N.J.) High School

ACQUIRED: Unrestricted Free Agent (San Diego), 2013

NFL YEAR: 10th • YEAR WITH BRONCOS: 1st

NFL GAMES PLAYED/STARTED: 146/114 • POSTSEASON GP/GS: 8/7



### PHILLIPS AT A GLANCE:

- A 10th-year player who totaled at least seven sacks in seven of his first nine seasons with San Diego to tie for the fifth most in the NFL during that span.
- Entered 2013 with the third-most sacks (69.5) by a linebacker since his rookie year in 2004.
- Missed a total of just eight games in his first nine campaigns and started all 16 regular-season contests in four of the last five seasons.
- Earned his first career Pro Bowl selection in 2010 after opening all 16 games for the Chargers and topping the double-digit mark in sacks (11.0) for the second time in his career.
- Named AFC Defensive Player of the Week after producing a career-high four sacks and an interception returned for a touchdown vs. Arizona (10/3/10).
- Led the NFL with a career-best seven forced fumbles in 2009 while leading San Diego to its fourth consecutive AFC West title.
- Completed his collegiate career at Purdue University as the school's all-time leader with 33.5 career sacks while ranking third in team annals with 60.5 tackles for a loss.
- Joined the Broncos as an unrestricted free agent on April 29, 2013.
- Selected by the Chargers in the fourth round (98th overall) of the 2004 NFL Draft.

### 90's TROPHY CASE

Pro Bowl Selections (1) ..... 2010

**CAREER TRANSACTIONS:** Signed by San Diego as a draft choice 7/22/04; Signed by Denver as an unrestricted free agent 4/29/13.



**2013:** Phillips recorded a game-high 2.5 sacks, included a strip-sack, that set a record by a player in his Broncos' debut in Denver's season-opening win vs. Bal. (9/5)... Sacked Michael Vick in Denver's Week 4 win vs. Phi. (9/29)... Sacked Tony Romo twice in Denver's Week 5 win at Dal. (10/6)... Sacked Andrew Luck and finished with two quarterback hits at Ind. (10/20)... Intercepted a pass from Kirk Cousins vs. Was. (10/27)... Sacked Philip Rivers for a 10-yard loss in his first game against his former team at S.D. (11/10)... Tied for the club lead with 10 tackles, while adding 1.5 sacks, two tackles for a loss, two QB hits and two pass breakups vs. K.C. (11/17).

**2012:** Phillips started all 16 games for the fourth time in his career and led the team with 9.5 sacks (62.5 yds.) in addition to 47 tackles (20 solo), two passes defended, two forced fumbles and three fumble recoveries... Recovered a fumble in the end zone vs. K.C. (11/1) to represent the third defensive touchdown of his career... Sacked quarterback Peyton Manning in the end zone at Den. (11/18) to mark his first career safety... Posted 2.5 sacks at NYJ (12/23) to move past Gary Johnson into second place on the Chargers' all-time sack list.

**2011:** Phillips opened all 12 games played and collected 37 tackles (30 solo), 3.5 sacks (27.5 yds.), two interceptions (0 yds.) and six passes defended... Inactive in four games with a foot injury... Recorded his fifth career interception vs. Min. (11/11) on the Chargers' first defensive play of the season.

**2010:** Phillips started all 16 games for the third consecutive season and earned his first career Pro Bowl selection after totaling 68 tackles (51 solo), 11 sacks (71 yds.), one interception (31 yds.), seven passes defended and one fumble recovery... Voted as the Chargers' Defensive Player of the Year after helping lead the league's No 1-ranked unit... Named AFC Defensive Player of the Week after totaling a career-high four sacks and returning an

### PHILLIPS GETS TO THE QUARTERBACK

#### MOST SACKS BY A LINEBACKER, 2004-12

Player	Sacks
1. DeMarcus Ware, Dal.	111.0
2. Terrell Suggs, Bal.	73.5
3. <b>Shaun Phillips, S.D.</b>	<b>69.5</b>
4. James Harrison, Pit.	64.0
5. Tamba Hali, K.C.	62.5
Joey Porter, Pit./Mia.	62.5

#### MOST SEASONS WITH 7+ SACKS SINCE 2004

Player	No.
1. Jared Allen, K.C./Min.	9
Robert Mathis, Ind.	9
3. Julius Peppers, Car./Chi.	8
DeMarcus Ware, Dal.	8
5. <b>Shaun Phillips, S.D.</b>	<b>7</b>
John Abraham, NYJ./Atl.	7

interception 31 yards for a touchdown vs. Ari. (10/3).

**2009:** Phillips opened all 16 regular-season games and tallied 71 tackles (56 solo), seven sacks (45 yds.), four passes defended and an NFL-high/career-best seven forced fumbles... Led San Diego with his seven sacks and tied for the team lead with 16 quarterback hits to earn Chargers co-Defensive Player of the Year honors... Notched his NFL-leading seventh forced fumble at Ten. (12/25)... Contributed six solo tackles in San Diego's AFC Divisional Playoff Game vs. NYJ (1/17).

**2008:** Phillips started all 16 regular-season games for the first time in his career and totaled a personal-best 88 tackles (55 solo) to go along with 7.5 sacks (38.5 yds.), four passes defended, one forced fumble and one fumble recovery... Opened both postseason contests for San Diego and made six tackles (3 solo)... Named Chargers Alumni Defensive Player of the Month for December after totaling 15 tackles (13 solo), 3.5 sacks (15 yds.), two passes defended and one forced fumble in four games.

**2007:** Phillips opened all 15 regular-season games played and recorded 87 tackles (62 solo), 8.5 sacks (56.5 yds.), two interceptions (36 yds.), five passes defended and three forced fumbles... Named to the *USA Today* All-Joe Team... Started all three playoff games and totaled 24 tackles (16 solo), one pass defended and one fumble recovery... Registered his first NFL touchdown with an 18-yard interception return for a score vs. Det. (12/16)... Made a late fourth-quarter pass breakup on third down in San Diego's AFC Divisional Playoff Game at Ind. (1/13) to prevent a potential game-winning touchdown drive.

**2006:** Phillips started all 14 games played and contributed 63 tackles (48 solo), a career-high 11.5 sacks (67.5 yds.), eight passes defended, four forced fumbles and two fumble recoveries... Named to the *USA Today* All-Joe Team in addition to being voted a second alternate for the Pro Bowl... Inactive for two weeks with a calf injury... Recorded a game-clinching strip-sack of quarterback Jake Plummer on the last play of the game at Den. (11/19) to preserve a 35-27 Chargers win... Totaled three tackles, including a strip-sack of quarterback Tom Brady in San Diego's AFC Divisional Playoff Game vs. N.E. (1/14).

**2005:** Phillips played 15 games (3 starts) for the Chargers and totaled 20 defensive tackles (18 solo), seven sacks (49 yds.), two passes defended, three forced fumble and one fumble recovery... Added 15 special-teams stops to tie for third on the team... Inactive vs. NYG (9/25) with a calf injury... Named Chargers Alumni Player of the Week after recording two sacks and another tackle for a loss at NYJ (11/6).

**2004:** Selected by the Chargers in the fourth round (98th overall) of the 2004 NFL Draft, Phillips played all 16 regular-season games and recorded 18 tackles (14 solo), four sacks (23 yds.), one interception (0 yds.), three passes defended and two fumble recoveries... Made nine tackles on special-teams units... Shared a nine-yard sack and added a special-teams stop in San Diego's AFC Wild Card Game vs. NYJ (1/8).

**COLLEGE:** Phillips finished his collegiate career as Purdue University's all-time leader in sacks (33.5) in addition to collecting 231 tackles, 60.5 tackles for a loss and nine forced fumbles... Named a second-team All-America selection and Big Ten Conference Defensive Player of the Year by *College Football News* and a unanimous first-team all-conference pick following his senior campaign... Tabbed as an honorable mention All-Big Ten selection in each of his first three seasons for the Boilermakers.

**PERSONAL:** Phillips was an all-state and all-city selection in football at Willingboro (N.J.) High School, where he also lettered in basketball and track... Played in the New York-New Jersey Governor's Bowl as a senior... Has served as a fundraiser and spokesperson for the After-School All-Stars, a non-profit organization that designs after-school programs for inner-city youth... Works with Popchips and the global charity Free Wheelchair Mission, a faith-based foundation that helps provide wheelchairs for children in third-world countries... A management major at Purdue, he participated in a Wall Street internship at the New York Stock Exchange in 2010 as well as the NFL's Business Management and Entrepreneurial Program at the Kellogg School of Management at Northwestern University in 2006... Shaun Jamal Phillips was born on May 13, 1981, in Philadelphia.

#### PHILLIPS' SACKS BY QUARTERBACK

\*denotes win (Phillips' teams are 41-19, including postseason, in games in which he records at least one half of a sack.)

QB	Sacks	Dates
JaMarcus Russell	4.5	1.5 at Oak., 9/28/08*, 1 vs. Oak., 12/4/08* 2 vs. Oak., 11/1/09*
Alex Smith	4.5	2 at S.F., 10/15/06*, 1 vs. S.F., 12/16/10* 1.5 vs. K.C., 11/17/13*
Matt Cassel	4.0	2 at K.C., 10/25/09*, 1 at K.C., 9/13/10 1 at K.C., 9/30/12*
Joe Flacco	4.0	0.5 vs. Bal., 12/18/11*, 1 vs. Bal., 11/25/12 2.5 vs. Bal., 9/5/13*
Carson Palmer	3.5	1 at Cin., 11/12/06*, 2.5 at Oak., 9/10/12*
Tom Brady	3.0	1 vs. N.E., 1/14/07 (AFC Divisional) 1 vs. N.E., 10/24/10, 1 at N.E., 9/18/11
Aaron Brooks	2.5	1 at Oak., 9/11/06*, 1.5 vs. Oak., 11/26/06
Brett Favre	2.5	1.5 at G.B., 9/23/07, 1 vs. NYJ, 9/22/08*
Damon Huard	2.5	1 vs. K.C., 9/30/07, 1.5 at K.C., 12/2/07*
Greg McElroy	2.5	2.5 at NYJ, 12/23/12*
Ben Roethlisberger	2.5	1 vs. Pit., 10/10/05, 1 vs. Pit., 10/8/06* 0.5 at Pit., 11/16/08
Andrew Walter	2.5	1 at Oak., 9/11/06*, 1.5 vs. Oak., 12/4/08*
Derek Anderson	2.0	2 vs. Ari., 10/3/10*
Daunte Culpepper	2.0	2 vs. Oak., 10/14/07*
Max Hall	2.0	2 vs. Ari., 10/3/10*
J.P. Losman	2.0	1 vs. Buf., 11/20/05*, 1 at Buf., 12/3/06*
Peyton Manning	2.0	1 at Ind. 11/28/10*, 1 at Den., 11/18/12
Kyle Orton	2.0	2 vs. Den., 11/22/10*
Jake Plummer	2.0	1 vs. Den., 12/31/05, 1 at Den., 11/19/06*
Tony Romo	2.0	2 at Dal., 10/6/13*
Mark Sanchez	2.0	2 at NYJ, 10/23/11
Drew Bledsoe	1.0	1 vs. Dal., 9/11/05
Brooks Bollinger	1.0	1 at NYJ, 11/6/05*
Drew Brees	1.0	1 at N.O., 10/7/12
Mark Brunell	1.0	1 at Was., 11/27/05*
David Carr	1.0	1 at Hou., 9/12/04*
Jay Cutler	1.0	1 vs. Den., 12/24/07*
Jake Delhomme	1.0	1 at Car., 10/24/04*
Jeff Garcia	1.0	1 at T.B., 12/21/08*
Trent Green	1.0	1 vs. K.C., 12/17/06*
Rex Grossman	1.0	1 vs. Chi., 9/9/07*
Matt Hasselbeck	1.0	1 at Sea., 9/26/10
Andrew Luck	1.0	1 at Ind., 10/20/13
Eli Manning	1.0	1 at NYG, 11/8/09*
Luke McCown	1.0	1 at Cle., 12/19/04*
Steve McNair	1.0	1 at Bal., 10/1/06
Chad Pennington	1.0	0.5 vs. NYJ, 1/8/05 (AFC Wild Card) 0.5 at Mia., 10/5/08
Brady Quinn	1.0	1 at Cle., 12/6/09*
Chris Simms	1.0	1 at Den., 11/22/09*
Vinny Testaverde	1.0	1 at NYJ, 11/6/05*
Michael Vick	1.0	1 vs. Phi., 9/29/13*
Billy Volek	1.0	1 vs. Ten., 10/3/04*
Kyle Boller	0.5	0.5 vs. Bal., 11/25/07*
Brandon Weeden	0.5	0.5 at Cle., 10/28/12
Ricky Williams	0.5	0.5 at Mia., 10/5/08

### PHILLIPS' REGULAR SEASON RECORD

Year	Club	G	S	UT	A	TT	S-Yds.	I-Yds.	PD	FF	FR	TD-Int.	TD-FR	S	Pts.
2004	San Diego	16	0	14	4	18	4-23	1-0	3	0	2	0	0	0	0
2005	San Diego	15	3	18	2	20	7-49	0-0	2	3	1	0	0	0	0
2006	San Diego	14	14	48	15	63	11.5-67.5	0-0	8	4	2	0	0	0	0
2007	San Diego	15	15	62	25	87	8.5-56.5	2-36	5	3	0	1	0	0	6
2008	San Diego	16	16	55	24	79	7.5-38.5	0-0	4	1	1	0	0	0	0
2009	San Diego	16	16	56	15	71	7-45	0-0	4	7	0	0	0	0	0
2010	San Diego	16	16	51	17	68	11-71	1-31	7	0	1	1	0	0	6
2011	San Diego	12	12	30	7	37	3.5-27.5	2-0	6	0	0	0	0	0	0
2012	San Diego	16	16	20	27	47	9.5-62.5	0-0	2	2	3	0	1	1	8
2013	Denver	10	6	22	6	28	9-71.5	1-3	5	1	0	0	0	0	0
<b>CAREER TOTALS</b>		<b>146</b>	<b>114</b>	<b>376</b>	<b>142</b>	<b>518</b>	<b>78.5-512</b>	<b>7-70</b>	<b>46</b>	<b>21</b>	<b>10</b>	<b>2</b>	<b>1</b>	<b>0</b>	<b>20</b>

**ADDITIONAL STATISTICS:** Special teams tackles — 2004 (9), 2005 (15), TOTAL (24).

### PHILLIPS' POSTSEASON RECORD

Year	Club	G	S	UT	A	TT	S-Yds.	I-Yds.	PD	FF	FR	TD-Int.	TD-FR	S	Pts.
2004	San Diego	1	0	0	1	1	0.5-4.5	0-0	0	0	0	0	0	0	0
2006	San Diego	1	1	2	1	3	1-4	0-0	0	0	0	0	0	0	0
2007	San Diego	3	3	16	8	24	0-0	0-0	1	0	1	0	0	0	0
2008	San Diego	2	2	3	3	6	0-0	0-0	0	0	0	0	0	0	0
2009	San Diego	1	1	6	0	6	0-0	0-0	0	0	0	0	0	0	0
<b>CAREER TOTALS</b>		<b>8</b>	<b>7</b>	<b>27</b>	<b>13</b>	<b>40</b>	<b>1.5-8.5</b>	<b>0-0</b>	<b>1</b>	<b>0</b>	<b>1</b>	<b>0</b>	<b>0</b>	<b>0</b>	<b>0</b>

**ADDITIONAL STATISTICS:** Special teams tackles — 2004 (1), TOTAL (1).

### PHILLIPS' SINGLE-GAME HIGHS

(Postseason in parentheses)

**Tackles** — 11, vs. Oakland, 10/14/07 (11 vs. Tennessee, 1/6/08). **Sacks** — 4 vs. Arizona, 10/3/10 (1 vs. New England, 1/14/07). **Sack yards** — 25 vs. Arizona, 10/3/10 (1 vs. New England, 1/14/07). **Interceptions** — 1, seven times, last vs. Washington, 10/27/13 (none). **Interception return yards** — 31 vs. Arizona, 10/3/10 (none).

### PHILLIPS' MULTIPLE-SACK GAMES (18)

\*denotes win (Phillips' teams are 16-2 when he records more than one sack in a game.)

Date	Opponent	S-Yds.
11/6/05	at N.Y. Jets*	2-16
9/11/06	at Oakland*	2-10
10/15/06	at San Francisco*	2-14
11/26/06	vs. Oakland*	1.5-7.5
9/23/07	at Green Bay	1.5-3.5
10/14/07	vs. Oakland*	2-14
12/2/07	at Kansas City*	1.5-9
9/28/08	at Oakland*	1.5-7
12/4/08	vs. Oakland*	2.5-15
10/25/09	at Kansas City*	2-7
11/1/09	vs. Oakland*	2-14
10/3/10	vs. Arizona*	4-25
11/22/10	vs. Denver*	2-18
10/23/11	at N.Y. Jets	2-17
9/10/12	at Oakland*	2.5-17.5
12/23/12	at N.Y. Jets*	2.5-20.5
9/5/13	vs. Baltimore*	2.5-14
10/6/13	at Dallas*	2-23

### SHAUN PHILLIPS' GAME-BY-GAME

(Victories asterisked)

2013 DENVER		TACKLES									
Date	Opponent	P/S	UT	A	TT	S-Yds.	I-Yds.	PD	FF	FR	
Sep 5	vs. Baltimore*	P	3	1	4	2.5-14	0-0	0	1	0	
Sep 15	at N.Y. Giants*	S	1	0	1	0-0	0-0	0	0	0	
Sep 23	vs. Oakland*	P	2	0	2	0-0	0-0	0	0	0	
Sep 29	vs. Philadelphia*	S	4	0	4	1-4	0-0	0	0	0	
Oct 6	at Dallas*	P	3	0	3	2-23	0-0	0	0	0	
Oct 13	vs. Jacksonville*	S	0	1	1	0-0	0-0	2	0	0	
Oct 20	at Indianapolis	P	1	0	1	1-8	0-0	0	0	0	
Oct 27	vs. Washington*	S	0	1	1	0-0	1-3	1	0	0	
Nov 10	at San Diego*	S	1	0	1	1-10	0-0	0	0	0	
Nov 17	vs. Kansas City*	S	7	3	10	1.5-12.5	0-0	2	0	0	
<b>Regular Season Totals</b>			<b>10/6</b>	<b>22</b>	<b>6</b>	<b>28</b>	<b>9-71.5</b>	<b>1-3</b>	<b>5</b>	<b>1</b>	<b>0</b>



## MATT PRATER

5

KICKER



5-10 • 195 • 7TH YR. • CENTRAL FLORIDA

BORN: Aug. 10, 1984, in Mayfield Heights, Ohio

HIGH SCHOOL: Estero (Fla.) High School.

ACQUIRED: Free Agent, 2007

NFL YEAR: 7th • YEAR WITH BRONCOS: 7th

NFL GAMES PLAYED/STARTED: 90/0 • POSTSEASON GP/GS: 3/0

### PRATER AT A GLANCE:

- A seventh-year kicker who ranks first in franchise history in field goal accuracy having converted 130-of-159 (.818) attempts in his first seven seasons with the Broncos.
- Converted 44-of-47 (.936) career field goals in the fourth quarter in addition to connecting on all four of his attempts in overtime.
- Owns the best field goal percentage from 50+yards (.773 / 17-of-22) in league history among players who started their career after 1970 (min. 15 att.).
- Owns four AFC Special Teams Player of the Week awards (2008, '09, '11, '12) and two AFC Special Teams Player of the Month honors (Sept. '09, Dec./Jan. '11) for his NFL career.
- Set a franchise kicker record with 133 points scored (26/32 FGs, 55/55 PATs) and led the NFL with 65 touchbacks on kickoffs in 2012.
- Delivered four game-winning field goals on the last play of the game in 2011 (3 in OT, 1 on last play of regulation) to tie for the second most in a single season in NFL history.
- Joined Mike Vanderjagt as the only two players in NFL history to kick a 50+yard field goal with less than a minute remaining in regulation to force overtime in addition to converting a 50+yard game-winning field goal in overtime with his performance vs. Chicago (12/11/11).
- Made 16-of-18 field goals in 2010 to represent the second-highest single-season field goal percentage (.889) in team history (min. 10 att.).
- Converted 18 consecutive field goal attempts, spanning the last eight games in 2009 and the first six contests in 2010, to represent the third-longest such streak in Broncos history.
- Tied the Broncos' single-season record and ranked fourth in the NFL with five 50-yard field goals, including a career-long 56-yarder as well as two 50-yarders in one game, in 2008.
- Finished his career at the University of Central Florida tied for first in school history in field goals made (50) and ranked fourth in scoring (258 pts.).
- Joined the Broncos from Miami's practice squad on Dec. 19, 2007.
- Entered the NFL with Detroit as a college free agent on May 4, 2006.

**CAREER TRANSACTIONS:** Signed by Detroit as a college free agent 5/4/06; Waived by Detroit 8/28/06; Signed by Miami to a future contract 1/4/07; Waived by Miami 8/27/07; Signed by Atlanta 8/30/07; Waived by Atlanta 9/18/07; Signed by Miami (practice squad) 11/14/07; Signed by Denver (active roster) 12/19/07. Placed on injured reserve by Denver 12/23/10.



**2013:** Prater tied a career high with seven PATs and touchbacks on all eight of his kickoffs in Denver's season-opening win vs. Bal. (9/5)... Converted 42- and 47-yard field goal as well as all five extra points in the Broncos' Week 2 win at NYG (9/15)... Went three-for-three on field goal attempts, including a 53-yarder vs. Oak. (9/23)... Tied a season long with a 53-yard field goal and tied career highs with seven extra points, nine kickoffs and eight touchbacks vs. Phi. (9/29)... Set a career high with 15 points after converting six extra points and all three field goal attempts, including the game-winning 28-yarder at Dal. (10/6)... Made six extra points to go with one field goal for nine points to go with touchbacks on all eight kickoffs to tie a career high vs. Was. (10/27)... Became the last kicker in the NFL to miss a field goal after making attempts from 52 and 36 yards and missing

### PRATER HOLDS BRONCOS SINGLE SEASON SCORING MARK BY A KICKER

#### MOST POINTS SCORED BY A KICKER, SINGLE SEASON BRONCOS HISTORY

	Player	Year	No.
1.	Matt Prater	2012	133
2.	Jason Elam	1995	132
3.	Jason Elam	2004	129
4.	Jason Elam	1998	127
5.	Jason Elam	2001	124
	Jason Elam	1997	124



### PRATER A RELIABLE WEAPON

#### BEST FIELD GOAL PERCENTAGE, BRONCOS HISTORY

Player	Md.	Att.	Pct.
1. <b>Matt Prater, 2007-Pres.</b>	<b>130</b>	<b>159</b>	<b>81.8</b>
2. Jason Elam, 1993-2007	395	490	80.6
3. David Treadwell, 1989-92	99	127	78.0
4. Rich Karlis, 1982-88	137	193	71.0
5. Fred Steinfort, 1979-81	43	64	67.2
6. Jim Turner, 1971-79	151	232	65.1
7. Gene Mingo, 1960-64	72	119	60.5

#### BEST FG PCT. SINGLE SEASON, BRONCOS HISTORY

Player	Md.	Att.	Pct.
1. Jason Elam, 2006	27	29	93.1
2. <b>Matt Prater, 2010</b>	<b>16</b>	<b>18</b>	<b>88.9</b>
3. Jason Elam, 2003	27	31	87.1
Jason Elam, 2007	27	31	87.1
5. Jason Elam, 2001	31	36	86.1
6. <b>Matt Prater, 2009</b>	<b>30</b>	<b>35</b>	<b>85.7</b>
7. Jason Elam, 2004	29	34	85.3

one from 52 yards vs. K.C. (11/17).

**2012:** Prater appeared in all 16 regular-season games and set a franchise record for a kicker with 133 points scored (26/32 FGs, 55/55 PATs), breaking Jason Elam's previous mark of 132 points in 1995... Led the NFL with 65 touchbacks on 98 kickoffs (66.3 pct.)... Established a career high with eight touchbacks on eight kickoffs vs. Oak. (9/30), while also converting three-of-three field goals, earning AFC Special Teams Player of the Week for his performance... Matched a career high with four field goals (4-of-4) at Oak. (12/6)... Made a career-high two special teams tackles at Bal. (12/16).

**2011:** Prater played all 16 regular-season games and made 19-of-25 field goals in addition to converting all 30 extra point attempts... Led the NFL in touchback percentage (70.1 / 47-of-67)... Made four walk-off field goals—three in overtime and one at the end of regulation—to tie for the second-most game-winning kicks in NFL history in a single season... Successful on all four field goal attempts in two postseason games for the Broncos... Named AFC Special Teams Player of the Week for his effort vs. Chi. (12/11) in which he converted a 59-yard field goal with 0:03 remaining to force overtime and then won the game with a 51-yard kick in the extra session... Named AFC Special teams Player of the Month for Dec./Jan. after making 6-of-7 field goals during Denver's last five games, including both of his attempts from 50+ yards.

**2010:** Prater played 12 games and converted 16-of-18 field goals to go along with 28-of-29 extra point attempts to record the second-highest single-season field goal percentage (.889) in team history... Kicked off 54 times for 3,638 yards (67.4 avg.) with 20 touchbacks... Converted his 18th consecutive field goal attempt vs. NYJ (10/17)—a career-long 59-yarder—dating to the ninth game of the 2009 season to mark the third-longest such streak in team history... Saw his streak of 15 consecutive games with a field goal (T-3rd longest in Broncos history) end in Week 7 vs. Oak. (10/24) when he did not attempt a field goal... Inactive in Weeks 14-15 before being placed on injured reserve on Dec. 23 with a groin injury.

**2009:** Prater played all 16 games for the Broncos, converting 30-of-35 (.857) field goal attempts along with all 32 extra point attempts while kicking off 77 times for 5,304 yards (68.9 avg.) with 28 touchbacks... Tied for third in the NFL as well as in Broncos history for a year in field goals (30)... Tied for fifth in team history in field goal percentage (.857)... Set a club record and tied for second in the league with 28 touchbacks... Became the fifth Bronco with multiple 100-point seasons with 122 points that tied for seventh in the league... Made 19 of his final 20 field goal attempts... Converted 2-of-3 50-yard attempts... Had one special-teams tackle... Named AFC Special Teams Player of the Month for September after totaling 41 points, converting 9-of-10 field goals and all 14 extra points, in addition to registering seven touchbacks on kickoffs... Made a game-winning 41-yard field goal in overtime vs. N.E. (10/11)... Enjoyed a career night on Thanksgiving vs. NYG (11/26), making all four field goal attempts and posting five touchbacks on kickoffs to earn AFC Special Teams Player of the Week honors.

**2008:** Prater played all 16 games for Denver in his first full NFL season, converting 25-of-34 (.735) field goal attempts along with 39-of-40 (.975) extra point attempts while kicking off 82 times for 5,387 yards (65.7 avg.) with 19 touchbacks... Had three special-teams tackles... Tied the Broncos' single-season record and ranked fourth in the NFL with five 50-yard field goals in six attempts... Notched his first 100-point season (114 pts.), becoming the ninth different Bronco to reach that mark... Became the third Bronco—and the first to do so on the road—to hit two 50-yard field goals (56, 51 yds.) in the same game at K.C. (9/28)... 56-yarder against the Chiefs was a career long and tied for the third-longest field goal in Denver annals as well as in the NFL in 2008... Named AFC Special Teams Player of the Week after making all three field goal attempts, including a 55-yarder, vs. T.B. (10/5).

**2007:** Prater played four games, seeing action in two games with both Atlanta and Denver... Made 1-of-4 field goal attempts and his lone extra point attempt (all with Atlanta) while kicking off 11 times for 756 yards (68.7 avg.) with five touchbacks... Spent training camp with Miami but was waived on Aug. 27 before signing with Atlanta on Aug. 30... Waived by Atlanta on Sept. 18 before joining Miami's practice squad on Nov. 14... Signed with Denver's active roster on Dec. 19.

**2006:** Prater entered the NFL with Detroit as college free agent on May 4... Waived by Detroit on Aug. 28... Made all four field goal attempts and both extra point attempts in the preseason with the Lions.

### PRATER SHOWS LEG STRENGTH

#### HIGHEST 50-YD. FIELD GOAL PCT., NFL, SINCE 1970

Player	(min. 20 att.)	Md.	Att.	Pct.
1. <b>Matt Prater, Den</b>	<b>19</b>	<b>25</b>	<b>76.0</b>	
2. Tony Zendejas, LAN/Hou.	17	23	73.9	
3. Jeff Wilkins, Stl./S.F./Phi.	26	36	72.2	
4. Rob Bironas, Ten.	22	31	71.0	
5. Phil Dawson, Cle./S.F.	26	38	68.4	

#### LONGEST FIELD GOALS, BRONCOS HISTORY

Player	Opponent	Length
1. Jason Elam	vs. Jac., 10/25/98	63*
2. <b>Matt Prater</b>	<b>vs. NYJ, 10/17/10</b>	<b>59</b>
<b>Matt Prater</b>	<b>vs. Chi., 12/11/11</b>	<b>59</b>
4. Fred Steinfort	vs. Was., 10/13/80	57
5. <b>Matt Prater</b>	<b>at K.C., 9/28/08</b>	<b>56</b>
Jason Elam	at Hou., 11/26/95	56

\*Tied an NFL Record

**PRATER COMES THROUGH IN THE CLUTCH IN 2011**

**MOST GAME-WINNING FIELD GOALS, NFL HISTORY**

Player	Year	No.
1. Jason Elam, Den.	2007	5
2. Matt Prater, Den.	2011	4
Dan Bailey, Dal.	2011	4

*\*game-winning field goals defined as last play of the game*

**PRATER'S GAME-WINNING FIELD GOALS, 2011**

Opp. (Date)	Qtr.	FG Length
at Miami (10/23/11)	OT	52
at San Diego (11/27/11)	OT	37
at Minnesota (12/4/11)	4	23
vs. Chicago (12/11/11)	OT	51

**COLLEGE:** Prater played 46 career games at the University of Central Florida, finishing his career tied for first in school history in field goals made (50) and ranked fourth in scoring (258 pts.)... Converted 50-of-74 (.676) career field goal attempts with a 53-yard long... Made 17-of-26 (.654) field goal attempts as a senior with a 49-yard long for UCF.

**PERSONAL:** Prater was a second-team all-state selection as a senior at Estero (Fla.) High School... Also named first-team all-conference and all-Southwest Florida... Connected on 56-of-58 extra point attempts and made 14 field goals while placing 84 percent of his kickoffs into the end zone for Estero... Majored in psychology at Central Florida... Matt Prater was born on Aug. 10, 1984, in Mayfield Heights, Ohio.

**PRATER'S REGULAR SEASON RECORD**

Year	Club	G	FIELD GOALS							TOTAL	Pct.	PATs		
			1-19	20-29	30-39	40-49	50-59	60+	Md./Att.			Pct.	Pts.	
2006			OUT OF FOOTBALL											
2007	Den./Mia./Atl.	4	0/0	0/1	0/0	1/3	0/0	0/0	1/4	.250	1/1	1.000	4	
2008	Denver	16	0/0	7/8	8/9	5/11	5/6	0/0	25/34	.735	39/40	.975	114	
2009	Denver	16	0/0	14/14	6/8	8/10	2/3	0/0	30/35	.857	32/32	1.000	122	
2010	Denver	12	0/0	3/3	7/7	4/5	2/3	0/0	16/18	.889	28/29	.966	76	
2011	Denver	16	0/0	5/6	8/8	3/7	3/4	0/0	19/25	.760	30/30	1.000	87	
2012	Denver	16	1/1	7/7	10/11	5/9	3/4	0/0	26/32	.813	55/55	1.000	133	
2013	Denver	10	1/1	1/1	2/2	6/6	4/5	0/0	14/15	1.000	50/50	1.000	92	
CAREER TOTALS		90	2/2	37/40	41/45	32/51	19/25	0/0	131/163	.804	235/237	.992	628	
BRONCOS TOTALS		88	2/2	37/39	41/45	31/48	19/25	0/0	130/159	.821	234/236	.992	624	

**ADDITIONAL STATISTICS:** Kickoffs — 2007 (11 for 756 yds., 68.7 avg., 5 TBs), 2008 (82 for 5,387 yds., 65.7 avg., 19 TBs), 2009 (77 for 5,304 yds., 68.9 avg., 28 TBs), 2010 (54 for 3,638 yds., 67.4 avg., 20 TBs), 2011 (67 for 4,410 yds., 65.8 avg., 47 TBs), 2012 (98 for 6,305 yards, 64.3 avg., 65 TBs), 2013 (73 for 4,835 yards, 66.2 avg., 56 TBs) TOTAL (462 for 30,659 yds., 66.4 avg., 240 TBs). Special teams tackles — 2008 (3), 2009 (1), 2010 (1), 2011 (1), 2012 (2) TOTAL (8). Miscellaneous tackles — 2010 (1), TOTAL (1).

**PRATER'S POSTSEASON RECORD**

		FIELD GOALS								PATs				
Year	Club	G	1-19	20-29	30-39	40-49	50-59	60+	TOTAL	Pct.	Md./Att.	Pct.	Pts.	
2011	Denver	2	0/0	2/2	1/1	1/1	0/0	0/0	4/4	1.000	3/3	1.000	15	
2012	Denver	1	0/0	0/0	0/0	0/0	0/1	0/0	0/1	0.000	5/5	1.000	5	
CAREER TOTALS		3	0/0	2/2	1/1	1/1	0/1	0/0	4/5	0.800	8/8	1.000	20	

**ADDITIONAL STATISTICS:** Kickoffs — 2011 (9 for 594 yds., 66.0 avg., 8 TBs), 2012 (7 for 454 yds., 64.9 avg., 3 TBs) TOTAL (16 for 1,048 yards, 65.5 avg., 11 TBs).

**PRATER'S SINGLE-GAME HIGHS**

(Postseason in parentheses)

**Field goals made** — 4, five times, last at Oakland, 12/6/12 (3 vs. Pittsburgh, 1/8/12). **Field goals attempted** — 5 at Kansas City, 9/28/08 (3 vs. Pittsburgh, 1/8/12). **Longest field goal made** — 59, twice, last vs. Chicago, 12/11/11 (41 at New England, 1/14/12). **Longest field goal attempted** — 59, twice, last vs. Chicago, 12/11/11 (41 at New England, 1/14/12). **Consecutive field goals made** — 18, 11/1/09-10/17/10 (4, 1/8/12-1/14/12). **PATs made** — 7, three times, last vs. Philadelphia, 9/29/13 (5 vs. Baltimore, 1/12/13). **PATs attempted** — 7, three times, last vs. Philadelphia, 9/29/13 (5 vs. Baltimore, 1/12/13). **Consecutive PATs made** — 143, 11/14/10-11/10/13 (8, 1/8/12-1/12/13); **Points scored** — 15 at Dallas, 10/6/13 (11 vs. Pittsburgh, 1/8/12). **Consecutive games with a field goal** — 15, 11/9/09-10/17/10 (2, 1/8/12-1/14/12). **Kickoffs** — 9, three times, last at Dallas, 10/6/13 (6 vs. Pittsburgh, 1/8/12). **Touchbacks on kickoffs** — 8, four times, last vs. Washington, 10/27/13 (6 vs. Pittsburgh, 1/8/12). **Special teams tackles** — 2 at Baltimore, 12/16/12 (none).



**PRATER'S 50-YARD FIELD GOALS (19)**

*\*denotes win (The Broncos are 11-6 when Prater records a 50+yard field goal in a game.)*

Date	Opponent	Length
9/14/08	vs. San Diego*	52
9/28/08	at Kansas City	56
9/28/08	at Kansas City	51
10/5/08	vs. Tampa Bay*	55
11/2/08	vs. Miami	50
9/13/09	at Cincinnati*	50
12/20/09	vs. Oakland	51
9/12/10	at Jacksonville	54
10/17/10	vs. N.Y. Jets	59
10/23/11	at Miami*	52
12/11/11	vs. Chicago*	59
12/11/11	vs. Chicago*	51
9/23/12	vs. Houston	53
9/30/12	vs. Oakland*	53
11/11/12	at Carolina*	53
9/23/13	vs. Oakland*	53
9/29/13	vs. Philadelphia*	53
10/6/13	at Dallas*	50
11/17/13	vs. Kansas City*	54

**MATT PRATER'S GAME-BY-GAME**

*(Victories asterisked)*

2013 DENVER			FIELD GOALS								PATs			
Date	Opponent	P/S	10-19	20-29	30-39	40-49	50-59	60+	TOTAL	Pct.	Md./Att.	Pct.	Pts.	
Sep 5	vs. Baltimore*	P	0/0	0/0	0/0	0/0	0/0	0/0	0/0	0.000	7/7	1.000	7	
Sep 15	at N.Y. Giants*	P	0/0	0/0	0/0	2/2	0/0	0/0	2/2	1.000	5/5	1.000	11	
Sep 23	vs. Oakland*	P	0/0	0/0	0/0	2/2	1/1	0/0	3/3	1.000	4/4	1.000	13	
Sep 29	vs. Philadelphia*	P	0/0	0/0	0/0	0/0	1/1	0/0	1/1	1.000	7/7	1.000	10	
Oct 6	at Dallas*	P	0/0	1/1	0/0	1/1	1/1	0/0	3/3	1.000	6/6	1.000	15	
Oct 13	vs. Jacksonville*	P	0/0	0/0	0/0	0/0	0/0	0/0	0/0	0.000	5/5	1.000	5	
Oct 20	at Indianapolis	P	0/0	0/0	1/1	1/1	0/0	0/0	2/2	1.000	3/3	1.000	9	
Oct 27	vs. Washington*	P	1/1	0/0	0/0	0/0	0/0	0/0	1/1	1.000	6/6	1.000	9	
Nov 10	at San Diego*	P	0/0	0/0	0/0	0/0	0/0	0/0	0/0	0.000	4/4	1.000	4	
Nov 17	vs. Kansas City*	P	0/0	0/0	1/1	0/0	1/2	0/0	2/3	0.667	3/3	1.000	9	
Regular Season Totals			10/0	1/1	1/1	2/2	6/6	4/5	0/0	14/15	.933	50/50	1.000	92



## MANNY RAMIREZ

66

CENTER

6-3 • 320 • 7TH YR. • TEXAS TECH

BORN: Feb. 13, 1983, in Houston

HIGH SCHOOL: Willowridge High School, Houston

ACQUIRED: Free Agent, 2011

NFL YEAR: 7th • YEAR WITH BRONCOS: 3rd

NFL GAMES PLAYED/STARTED: 45/36 • POSTSEASON: 1/0



### RAMIREZ AT A GLANCE:

- A seventh-year offensive guard who started 26-of-35 regular-season games played in his first six NFL seasons with Detroit (2007-10) and Denver (2011-12).
- Saw action in a career-high 15 games in 2012, making 11 starts and being penalized just three times.
- Opened 12-of-13 games for the Lions in 2008 and was penalized just three times while allowing only a half sack according to Stats Inc.
- Started four seasons at Texas Tech University, calling the offensive line's blocking schemes during his final two seasons and earning numerous All-Big 12 Conference accolades.
- Part of an offensive aerial attack that led the country with 398.9 passing yards per game in his four seasons (2003-06) with the Red Raiders.
- Established a Texas Tech school lifting record with his 550-pound bench press.
- Joined the Broncos as a free agent on Jan. 4, 2011.
- Selected by the Lions in the fourth round (117th overall) of the 2007 NFL Draft.

**CAREER TRANSACTIONS:** Signed by Detroit as a draft choice 7/18/07; Waived by Detroit 10/6/10; Signed by Denver to a future contract 1/4/11.



**2013:** Ramirez earned a spot on Pro Football Focus' All-Week 3 Team for his performance vs. Oak. (9/23)... Part of an offensive line group that was named a collective offensive player of the week by Sports Illustrated's Peter King for its performance in which it allowed zero sacks and zero quarterback hits against the NFL's top-ranked sack defense vs. K.C. (11/17).

**2012:** Ramirez established a career high with 15 games played, starting 11 contests for the Broncos at right guard... Penalized just three times on the year... Played but did not start in Denver's AFC Divisional Playoff Game vs. Bal. (1/12).

**2011:** Ramirez played two games (0 starts) in his first season with the Broncos and was inactive for the remaining 14 regular-season games as well as both playoff contests.

**2010:** Ramirez spent the season out of football after being waived by Detroit on Oct. 6.

**2009:** Ramirez played a career-high 13 games (12 starts) at left guard for Detroit... Penalized only three times and was credited with just one half sack allowed according to Stats. Inc.

**2008:** Ramirez played four games (3 starts) for Detroit, opening two contests at right guard and one at left guard... Was not called for a penalty and allowed just two sacks on the season according to Stats Inc... Made his first career start vs. Chi. (10/5).

**2007:** Selected by the Lions in the fourth round (117th overall) of the 2007 NFL Draft, Ramirez played one game (0 starts) as a rookie... Made his NFL debut vs. K.C. (12/23) playing on special teams.

**COLLEGE:** Ramirez was part of the nation's most explosive aerial attack during his four seasons (2003-06) as a starter at Texas Tech University, as the Red Raiders led the country with 398.9 passing yards per game during that span... Earned numerous All-Big 12 Conference honors following his senior season that marked his second consecutive year calling the blocking schemes along the offensive line... Established a school lifting record with his 550-pound bench press.

**PERSONAL:** Ramirez was a first-team All-District 20-5A selection in his final two seasons at Willowridge High School in Houston... Majored in exercise sport science at Texas Tech... Manuel Ramirez was born on Feb. 13, 1983, in Houston.

### RAMIREZ'S REGULAR SEASON RECORD

Year	Club	G	S
2007	Detroit	1	0
2008	Detroit	4	3
2009	Detroit	13	12
2010	Detroit	0	0
2011	Denver	2	0
2012	Denver	15	11
2013	Denver	10	10
<b>CAREER TOTALS</b>		<b>45</b>	<b>36</b>

**ADDITIONAL STATISTICS:** *Fumbles — 2009 (1 FR), TOTAL (1 FR).*

### RAMIREZ'S POSTSEASON RECORD

Year	Club	G	S
2012	Denver	1	0
<b>CAREER TOTALS</b>		<b>1</b>	<b>0</b>



# DOMINIQUE RODGERS-CROMARTIE 45

CORNERBACK

6-2 • 193 • 6TH YR. • TENNESSEE STATE

BORN: April 7, 1986, in Bradenton, Fla.

HIGH SCHOOL: Lakewood Ranch High School, Bradenton, Fla.

ACQUIRED: Unrestricted Free Agent (Philadelphia), 2013

NFL YEAR: 6th • YEAR WITH BRONCOS: 1st

NFL GAMES PLAYED/STARTED: 87/71 • POSTSEASON GP/GS: 6/6



## RODGERS-CROMARTIE AT A GLANCE:

- A sixth-year cornerback who spent his first five NFL seasons with Arizona (2008-10) and Philadelphia (2011-12), tying for the second-most passes defended (83) in the league during that span.
- Owns 21 career interceptions (18 regular season, 3 postseason), leading his teams to a combined 17-1 record when he posts at least one interception in a game.
- Earned his first career Pro Bowl selection following the 2009 season when he totaled a career-high six interceptions, 39 passes defended and three forced fumbles for Arizona.
- Returned four interceptions for touchdowns during his first three seasons with the Cardinals to tie for the second most in the NFL from 2008-10.
- Named an All-Rookie selection by the *Sporting News* and PFWA after starting 11-of-16 regular-season games and all four playoff contests for Arizona in 2008.
- Recognized as a two-time All-American and a three-time All-Ohio Valley Conference first team selection during his collegiate career at Tennessee State University, where he appeared in 44 games (39 starts) and totaled 11 interceptions (four returned for TDs).
- Joined the Broncos as an unrestricted free agent on March 14, 2013.
- Selected by Arizona in the first round (16th overall) of the 2008 NFL Draft.

## 45's TROPHY CASE

Pro Bowl Selections (1) ..... 2009

**CAREER TRANSACTIONS:** Signed by Arizona as a draft choice 7/25/08; Traded to Philadelphia 7/28/11; Signed by Denver as an unrestricted free agent 3/14/13.



**2013:** Rodgers-Cromartie recorded his first Broncos interception, picking off Eli Manning's pass in the end zone at the end of the first half at NYG (9/15)... Broke up a pair of passes against his former team in Denver's Week 4 win vs. Phi. (9/29)... Recorded a tackle for a loss in addition to two pass breakups vs. Jac. (10/13)... Made a tackle for loss and broke up a pass at Ind. (10/20)... Intercepted a pass from Kirk Cousins and returned it 75 yards for a touchdown vs. Was. (10/27)... Broke up a pair of passes vs. K.C. (11/17).

**2012:** Rodgers-Cromartie started all 16 games for the third time in his career, totaling 48 tackles (37 solo) as well as leading the Eagles in interceptions (3) and passes defended (20)... Posted his third career multi-interception game in Philadelphia's season opener at Cle. (9/9), while adding a personal-best seven passes defended... Made a crucial fourth-quarter interception off Giants quarterback Eli Manning the end zone vs. NYG (9/30) to help preserve the win.

**2011:** Rodgers-Cromartie played 13 games (3 starts) in his first season with the Eagles and recorded 34 tackles (27 solo), one sack (7 yds.), and nine passes defended to go along with one special-teams stop... Registered his first career sack vs. Ari. (11/13)... Tipped a deep pass that led to an interception in Philadelphia's season finale vs. Was. (1/1).

**2010:** Rodgers-Cromartie opened all 16 games for the second consecutive season and registered 32 tackles (29 solo), three interceptions (86 yds.) and 19 passes defended for Arizona... Returned two of his interceptions for touchdowns to tie for the NFL lead in that category... Cemented the Cardinals' win vs. N.O. (10/10) by intercepting

## RODGERS-CROMARTIE HAS A KNACK FOR THE BALL

### MOST PASSES DEFENSED, NFL, 2008-12 (PRESS BOX TOTALS)

Player	Team(s)	No.
1. Tramon Williams	Green Bay	87
2. Dominique Rodgers-Cromartie	Arizona/Philadelphia	83
Brandon Flowers	Kansas City	83
4. Darrelle Revis	N.Y. Jets	81
Asante Samuel	Philadelphia/Atlanta	81

### RODGERS-CROMARTIE'S INTs BY QUARTERBACK

\*denotes win (Rodgers-Cromartie's teams are 16-1, including post-season, in games in which he records an interception.)

QB	INTs	Dates
Matt Hasselbeck	2	2 at Sea., 11/23/08*
Eli Manning	3	1 at NYG, 9/15/13*, 1 at NYG, 10/25/09*, 1 vs. NYG, 9/30/12*
Brandon Weeden	2	2 at Cle., 9/9/12*
Drew Brees	1	1 vs. N.O., 10/10/10*
Marc Bulger	1	1 vs. Stl., 12/7/08*
Daunte Culpepper	1	1 at Det., 12/20/09*
Jake Delhomme	1	1 at Car., 1/10/09* (NFC Divisional)
David Garrard	1	1 at Jac., 9/20/09*
Jon Kitna	1	1 vs. Dal., 12/25/10*
Keith Null	1	1 vs. Stl., 12/27/09*
Seneca Wallace	1	1 vs. Sea., 12/28/08*
Aaron Rodgers	1	1 vs. G.B., 1/10/10* (NFC Wild Card)
Matt Ryan	1	1 vs. Atl., 1/3/09* (NFC Wild Card)
Matt Schaub	1	1 vs. Hou., 10/11/09*
Drew Stanton	1	1 at Det., 12/20/09*
Charlie Whitehurst	1	1 at Sea., 11/14/10

quarterback Drew Brees on the final play of the game and returning it 28 yards for a score.

**2009:** Rodgers-Cromartie started all 16 games and earned his first career Pro Bowl selection after totaling career bests in tackles (51), interceptions (6), passes defended (39) and forced fumbles (9)... Added a blocked field goal on special teams... Opened both postseason contests and contributed five solo tackles, one interception (-6 yds.) and two passes defended... Earned NFC Defensive Player of the Week honors after intercepting a Matt Schaub pass in the fourth quarter and returning it for a 49-yard game-winning touchdown vs. Hou. (10/11)... Made an interception on the first defensive play from scrimmage in Arizona's NFC Wild Card Game vs. G.B. (1/10) to represent his third career postseason interception and tie Aeneas Williams for the franchise record in that category.

**2008:** Selected by Arizona in the first round (16th overall) of the 2008 NFL Draft, Rodgers-Cromartie

played all 16 regular-season games (11 starts) and opened all four playoff games for the Cardinals to earn All-Rookie honors from the *Sporting News* and PFWA... Totaled 43 tackles (38 solo), four interceptions (157 yds.), 27 passes defended and a blocked field goal in the regular season in addition to 21 defensive stops (19 solo), two interceptions (19 yds.) and nine passes defended in the postseason... Started his first career game at NYJ (9/28) and recovered a Cardinals onside kick in the third quarter that led to a touchdown... Recorded the first two interceptions of his career at Sea. (11/16)... Returned an interception 99 yards for a touchdown vs. Stl. (12/7) to tie for the longest such return in Cardinals history... Made his first career postseason start in Arizona's NFC Wild Card Game vs. Atl. (1/3) and led the team with 12 tackles (10 solo) and an interception (0 yds.)... Totaled five solo tackles and two passes defended in Super Bowl XLIII vs. Pit. (2/1).

**COLLEGE:** Rodgers-Cromartie was a two-time All-American and a three-time All-Ohio Valley Conference selection during his four seasons at Tennessee State University... Appeared in 44 career games (39 starts) and posted 11 interceptions (4 TDs)... Returned a fumble and a kickoff for touchdowns in addition to blocking eight kicks during his collegiate career... Totaled 859 yards on 36 kickoff returns (23.9 avg.).

**PERSONAL:** Rodgers-Cromartie attended Lakewood Ranch High School in Bradenton, Fla., where he was an all-area, All-Class 5A and All-District 11 defensive back and wide receiver... Won the Top Male Athlete Award at the 2007 OVC Indoor Track Championship after winning the 60-meter dash (6.89), long jump (25' 0.75") and high jump (6' 9.5")... Majored in psychology at Tennessee State... His father, Stanley Cromartie, is a former assistant basketball coach at Bethune Cookman... Founded the DRC Foundation in 2008 to provide underprivileged children the resources and skills necessary to help them excel in education, develop strong life skills, practice positive athleticism and have good citizenship in order to pursue their dreams and become productive adults... Dominique Reshard Rodgers-Cromartie was born on April 7, 1986, in Bradenton, Fla.

### RODGERS-CROMARTIE'S REGULAR SEASON RECORD

Year	Club	G	S	UT	A	TT	S-Yds.	I-Yds.	PD	FF	FR	TD-Int.	TD-FR	S	Pts.
2008	Arizona	16	11	38	5	43	0-0	4-157	27	0	0	1	0	0	6
2009	Arizona	16	16	49	2	51	0-0	6-77	39	3	0	1	0	0	6
2010	Arizona	16	16	29	3	32	0-0	3-86	19	0	0	2	0	0	12
2011	Philadelphia	13	3	27	7	34	1-7	0-0	9	0	0	0	0	0	0
2012	Philadelphia	16	16	37	11	48	0-0	3-14	20	0	0	0	0	0	0
2013	Denver	10	9	23	6	29	0-0	2-75	13	0	0	1	0	0	6
<b>CAREER TOTALS</b>		<b>87</b>	<b>71</b>	<b>203</b>	<b>34</b>	<b>237</b>	<b>1-7</b>	<b>18-409</b>	<b>127</b>	<b>3</b>	<b>0</b>	<b>5</b>	<b>0</b>	<b>0</b>	<b>30</b>

**ADDITIONAL STATISTICS:** Special teams tackles — 2008 (5), 2011 (1), TOTAL (6). Field goal blocks — 2008 (1), 2009 (1), TOTAL (2).

### RODGERS-CROMARTIE'S POSTSEASON RECORD

Year	Club	G	S	UT	A	TT	S-Yds.	I-Yds.	PD	FF	FR	TD-Int.	TD-FR	S	Pts.
2008	Arizona	4	4	19	2	21	0-0	2-19	9	0	0	0	0	0	0
2009	Arizona	2	2	5	0	5	0-0	1--6	2	0	0	0	0	0	0
<b>CAREER TOTALS</b>		<b>6</b>	<b>6</b>	<b>24</b>	<b>2</b>	<b>26</b>	<b>0-0</b>	<b>3-13</b>	<b>11</b>	<b>0</b>	<b>0</b>	<b>0</b>	<b>0</b>	<b>0</b>	<b>0</b>

### RODGERS-CROMARTIE'S SINGLE-GAME HIGHS

(Postseason in parentheses)

**Tackles** — 7 vs. Carolina, 11/26/12 (12 vs. Atlanta, 1/3/09). **Interceptions** — 2, three times, last at Cleveland, 9/9/12 (1, three times, last vs. Green Bay, 1/10/10). **Interception return yards** — 99 vs. St. Louis, 12/7/08 (19 at Carolina, 1/10/09). **Passes Defended** — 7 at Cleveland, 9/9/12 (4 at Carolina, 1/10/09). **Sacks** — 1 vs. Arizona, 11/13/11 (none). **Sack yards** — 7 vs. Arizona, 11/13/11 (none).

## RODGERS-CROMARTIE'S MULTIPLE-INTERCEPTION GAMES (3)

*\*denotes win (Rodgers-Cromartie's teams are 3-0 when he records more than one interception in a game.)*

Date	Opponent	I-Yds.
11/23/08	at Seattle*	2-6
12/20/09	at Detroit*	2-21
9/9/12	at Cleveland*	2-0

## DOMINIQUE RODGERS-CROMARTIE'S GAME-BY-GAME

*(Victories asterisked)*

2013 DENVER		TACKLES								
Date	Opponent	P/S	UT	A	TT	S-Yds.	I-Yds	PD	FF	FR
Sep 5	vs. Baltimore*	S	0	0	0	0-0	0-0	0	0	0
Sep 15	at N.Y. Giants*	S	3	2	5	0-0	1-0	2	0	0
Sep 23	vs. Oakland*	S	3	1	4	0-0	0-0	1	0	0
Sep 29	vs. Philadelphia*	S	2	0	2	0-0	0-0	2	0	0
Oct 6	at Dallas*	S	1	0	1	0-0	0-0	0	0	0
Oct 13	vs. Jacksonville*	S	2	2	4	0-0	0-0	2	0	0
Oct 20	at Indianapolis	S	4	0	4	0-0	0-0	1	0	0
Oct 27	vs. Washington*	S	4	1	5	0-0	1-75t	3	0	0
Nov 10	at San Diego*	P	4	0	4	0-0	0-0	0	0	0
Nov 17	vs. Kansas City*	S	0	0	0	0-0	0-0	2	0	0
<b>Regular Season Totals</b>		<b>10/9</b>	<b>23</b>	<b>6</b>	<b>29</b>	<b>0-0</b>	<b>2-75</b>	<b>13</b>	<b>0</b>	<b>0</b>

**ADDITIONAL STATISTICS:** *Interceptions returned for a touchdown — 1, 75 yards, vs. Washington, 10/27.*





## JACOB TAMME

84

**TIGHT END**

**6-3 • 230 • 6TH YR. • KENTUCKY**

**BORN:** March 15, 1985, in Danville, Ky.

**HIGH SCHOOL:** Boyle County High School, Danville, Ky.

**ACQUIRED:** Unrestricted Free Agent (Indianapolis), 2012

**NFL YEAR:** 6th • **YEAR WITH BRONCOS:** 2nd

**NFL GAMES PLAYED/STARTED:** 86/22 • **POSTSEASON GP/GS:** 6/1



### TAMME AT A GLANCE:

- A sixth-year tight end in his second season with the Broncos who totaled 144 receptions for 1,410 yards (9.8 avg.) with seven touchdowns in 76 career games (22 starts) with Indianapolis (2008-11) and Denver (2012) in his first five seasons.
- Ranked third on the Broncos in both catches (52) and receiving yards (555) in his first year with the club in 2012.
- Recorded a career-high 67 catches for 631 yards (9.4 avg.) and four scores for the Colts in 2010—all in the last 10 games after starting tight end Dallas Clark was placed on injured reserve—with his reception total leading the NFL during that stretch.
- Owns 29 career special-teams tackles, including a career-best 13 stops in 2009 that ranked fourth on the Colts.
- Opened 37-of-48 games played at the University of Kentucky and finished his career ranked first in school history with 133 receptions for 1,417 yards (10.7 avg.) and 11 touchdowns.
- Named a first-team All-Southeastern Conference selection following his final two seasons for the Wildcats to become the first tight end in school history to earn the honor twice in his career.
- Joined the Broncos as an unrestricted free agent (Indianapolis) on March 29, 2012.
- Selected by the Colts in the fourth round (127th overall) of the 2008 NFL Draft.

**CAREER TRANSACTIONS:** Signed by Indianapolis as a draft choice 7/23/08; Signed by Denver as an unrestricted free agent 3/29/12.



**2012:** Tamme played all 16 regular-season games (eight starts) in his first year with the Broncos and ranked third on the club in catches (52) and receiving yards (555) to go along with two touchdowns... Caught a 1-yard touchdown pass in his Broncos debut vs. Pit. (9/9) to give Denver a fourth-quarter lead... Caught a game-high nine passes for a season-best 89 yards vs. T.B. (12/2)... Posted a career-long 36-yard catch in the second quarter vs. Cle. (12/23)... Totaled three receptions for 44 yards in Denver's AFC Divisional Playoff Game vs. Bal. (1/12).

**2011:** Tamme played all 16 games (5 starts) for the third consecutive season and totaled 19 receptions for 177 yards (9.3 avg.) with one touchdown in addition to tying for the team lead with eight special-teams tackles.

**2010:** Tamme saw action in all 16 regular-season games, including a career-high eight starts, and tied for second on the Colts with 67 receptions for 631 yards (9.4 avg.) with four touchdowns—all coming in the last 10 games of the year after starting tight end Dallas Clark was placed on injured reserve... Added five special-teams tackles during the regular season... Grabbed a career-best 11 passes for 108 yards (9.8 avg.) with one touchdown at Phi. (11/7)... Totaled seven or more receptions in 7-of-10 games to end the season... Opened Indianapolis' AFC Wild Card Game vs. N.Y. Jets (1/8) and totaled five receptions for 46 yards (9.2 avg.).

**2009:** Tamme played all 16 games (1 start) for the first time in his career and ranked fourth on the club with 13 special-teams tackles in addition to collecting three receptions for 35 yards (11.7 avg.) on offense... Played in all three postseason games for the Colts, including Super Bowl XLIV vs. N.O. (2/7), and contributed three stops on special teams.

**2008:** Selected by Indianapolis in the fourth round (127th overall) of the 2008 NFL Draft, Tamme played 12 games (0 starts) as a rookie and recorded three catches for 12 yards (4.0 avg.) to go along with two special-teams tackles... Played in the Colts' AFC Wild Card Game at S.D. (1/8).

**COLLEGE:** Tamme started 37-of-48 career games at the University of Kentucky and totaled 1,417 yards and 11 touchdowns on his 133 receptions that ranked first in school history and second all-time in Southeastern Conference annals among tight ends... Earned first-team All-SEC honors following his final two seasons and received a National Scholar-Athlete Award from the National Football Foundation and College Hall of Fame as a senior... Recognized as a finalist for the Draddy Award (Academic Heisman) and was selected to the National Good Works team and SEC Community Service Team.

**PERSONAL:** Tamme played wide receiver and defensive back at Boyle County High School in Danville, Ky., where he totaled 97 receptions for 1,866 yards (19.2 avg.) with 32 touchdowns and 23 interceptions for his prep career... Helped Boyle County win four consecutive state titles (named championship game MVP his final two years) and compile a 58-2 record during his four seasons... Jacob Tamme was born on March 15, 1985, in Danville, Ky.

### TAMME'S REGULAR SEASON RECORD

Year	Club	G	S	No.	RECEIVING				TD	TDr	SCORING				2pt	Pts.
					Yds.	Avg.	LG	TD			TDp	TDrt	2pt	Pts.		
2008	Indianapolis	12	0	3	12	4.0	6	0	0	0	0	0	0	0	0	0
2009	Indianapolis	16	1	3	35	11.7	21	0	0	0	0	0	0	0	0	0
2010	Indianapolis	16	8	67	631	9.4	30	4	4	0	4	0	0	0	24	0
2011	Indianapolis	16	5	19	177	9.3	29	1	1	0	1	0	0	0	6	0
2012	Denver	16	8	52	555	10.7	36	2	2	0	2	0	0	0	12	0
2013	Denver	10	0	3	27	9.0	15	0	0	0	0	0	0	0	0	0
<b>CAREER TOTALS</b>		<b>86</b>	<b>22</b>	<b>147</b>	<b>1,437</b>	<b>9.8</b>	<b>36</b>	<b>7</b>	<b>7</b>	<b>0</b>	<b>7</b>	<b>0</b>	<b>0</b>	<b>0</b>	<b>42</b>	

**ADDITIONAL STATISTICS:** Special teams tackles — 2008 (2), 2009 (13), 2010 (5), 2011 (8), 2012 (1), 2013 (7) TOTAL (36). Miscellaneous tackles — 2012 (2), TOTAL (2). Defensive tackles — 2013 (1), TOTAL (1).

### TAMME'S POSTSEASON RECORD

Year	Club	G	S	No.	RECEIVING				TD	TDr	SCORING				2pt	Pts.
					Yds.	Avg.	LG	TD			TDp	TDrt	2pt	Pts.		
2008	Indianapolis	1	0	0	0	0.0	—	0	0	0	0	0	0	0	0	0
2009	Indianapolis	3	0	0	0	0.0	—	0	0	0	0	0	0	0	0	0
2010	Indianapolis	1	1	5	46	9.2	15	0	0	0	0	0	0	0	0	0
2012	Denver	1	0	3	44	14.7	21	0	0	0	0	0	0	0	0	0
<b>CAREER TOTALS</b>		<b>6</b>	<b>1</b>	<b>8</b>	<b>90</b>	<b>11.3</b>	<b>21</b>	<b>0</b>	<b>0</b>	<b>0</b>	<b>0</b>	<b>0</b>	<b>0</b>	<b>0</b>	<b>0</b>	<b>0</b>

**ADDITIONAL STATISTICS:** Special teams tackles — 2009 (3) TOTAL (3).

### TAMME'S SINGLE-GAME HIGHS

(Postseason in parentheses)

**Receptions** — 11 at Philadelphia, 11/7/10 (5 vs. N.Y. Jets, 1/8/11). **Receiving yards** — 108 at Philadelphia, 11/7/10 (46 vs. N.Y. Jets, 1/8/11). **Longest reception** — 36 vs. Cleveland, 12/23/12 (21 vs. Baltimore, 1/12/13). **Receiving touchdowns** — 1, seven times, last at Kansas City, 11/25/12 (none). **Special teams tackles** — 3 at Dallas, 10/6/13 (none).

### JACOB TAMME'S GAME-BY-GAME

(Victories asterisked)

2013 DENVER			RECEIVING							SCORING	
Date	Opponent	P/S	No.	Yds.	Avg.	LG	TD			2pt.	Pts.
Sep 5	vs. Baltimore*	P	0	0	0.0	—	0			0	0
Sep 15	at N.Y. Giants*	P	0	0	0.0	—	0			0	0
Sep 23	vs. Oakland*	P	1	5	5.0	5	0			0	0
Sep 29	vs. Philadelphia*	P	0	0	0.0	—	0			0	0
Oct 6	at Dallas*	P	0	0	0.0	—	0			0	0
Oct 13	vs. Jacksonville*	P	0	0	0.0	—	0			0	0
Oct 20	at Indianapolis	P	1	7	7.0	7	0			0	0
Oct 27	vs. Washington*	P	1	15	15.0	15	0			0	0
Nov 10	at San Diego*	P	0	0	0.0	—	0			0	0
Nov 17	vs. Kansas City*	P	0	0	0.0	—	0			0	0
<b>Regular Season Totals</b>			<b>9/0</b>	<b>3</b>	<b>27</b>	<b>9.0</b>	<b>15</b>	<b>0</b>		<b>0</b>	<b>0</b>

**ADDITIONAL STATISTICS:** Special teams tackles — 7. Defensive tackles — 1.



# DEMARIYUS THOMAS

88

WIDE RECEIVER

6-3 • 229 • 4TH YR. • GEORGIA TECH

BORN: Dec. 25, 1987, in Montrose, Ga.

HIGH SCHOOL: West Laurens High School, Montrose, Ga.

ACQUIRED: Draft #1a (22nd overall), 2010

NFL YEAR: 4th • YEAR WITH BRONCOS: 4th

NFL GAMES PLAYED/STARTED: 47/33 • POSTSEASON GP/GS: 3/3



## THOMAS AT A GLANCE:

- A fourth-year wide receiver who owns the third-most receiving yards (2,268) in Broncos history through a player's first three seasons.
- Selected to his first Pro Bowl following the 2012 season in which he caught 94 passes for 1,434 yards (15.3 avg.) with 10 touchdowns, ranking fourth in the league in receiving yards and posting the second-most 25+yard receptions (18) in the NFL.
- Tied for the second-most 100-yard receiving games (7) in team history while posting the third-most receiving yards (1,434) in a single season in club annals during the 2012 season.
- Combined with teammate Eric Decker in 2012 to represent the third-most prolific receiving tandem (2,498 yds.) in the league and become the first Broncos 1,000-yard receiving duo since 2004.
- Led the Broncos in receiving yards in each of his final seven contests, including the post-season, in 2011 to set a franchise record.
- Fueled Denver's 29-23 win against Pittsburgh in the AFC Wild Card round (1/8/12) with his four-catch, 204-yard performance that included an 80-yard game-winning touchdown reception on the first play of overtime.
- Saw action in 10 games (2 starts) as a rookie in 2010 and finished sixth on the club with 22 receptions for 283 yards (12.9 avg.) with two touchdowns.
- Totaled eight receptions for 97 yards (12.1 avg.) with one touchdown in his NFL debut vs. Seattle (9/19/10) to mark the second-most catches by a Broncos rookie in his pro debut and become just the ninth player (since 1970) to record at least eight catches in their first NFL game.
- Finished his career at Georgia Tech ranked fourth in school history in receiving yards (2,339), fourth in touchdown catches (15) and seventh in receptions (120).
- Averaged nearly 20 yards per reception during his collegiate career, posting the fifth-best receiving average (19.5) for a career in Atlantic Coast Conference history.
- Selected by the Broncos in the first round (22nd overall) of the 2010 NFL Draft.

## 88's TROPHY CASE

Pro Bowl Selections (1) ..... 2012

**CAREER TRANSACTIONS:** Signed by Denver as a draft choice 8/1/10.



**2013:** Thomas caught five passes for 161 yards to represent the second-highest yardage total of his career for a regular-season game and matched a career-best with two touchdowns vs. Bal. (9/5)... Set a career high with 10 receptions, finishing with 94 yards vs. Oak. (9/23)... Tied his career high with two touchdown catches and finished one reception short of a career mark with nine catches for 86 yards vs. Phi. (9/29)... Caught a 31-yard touchdown and finished with four receptions for 82 yards at Ind. (10/20)... Caught a 35-yard touchdown that gave Denver a 38-21 lead in the fourth quarter vs. Was. (10/28)... Tied a franchise record with three touchdown catches at S.D. (11/10)... Posted a game-high 121 receiving yards on five catches, including a 70-yard reception

## THOMAS TURNS A CORNER IN 2012

### MOST RECEIVING YARDS, NFL, 2012

Player	Rec.	Yds.	Avg.	TD
1. Calvin Johnson, Det.	122	1,964	16.1	5
2. Andre Johnson, Hou.	112	1,598	14.3	4
3. Brandon Marshall, Chi.	118	1,508	12.8	11
4. <b>Demaryius Thomas, Den.</b>	<b>94</b>	<b>1,434</b>	<b>15.3</b>	<b>10</b>
5. Vincent Jackson, T.B.	72	1,384	19.2	8

### MOST REC. YARDS, SINGLE SEASON, BRONCOS HIST.

Player	Year	Rec.	Yds.	Avg.	TD
1. Rod Smith	2000	100	1,602	16.0	8
2. Brandon Lloyd	2010	77	1,448	18.8	11
3. <b>Demaryius Thomas</b>	<b>2012</b>	<b>94</b>	<b>1,434</b>	<b>15.3</b>	<b>10</b>
4. Rod Smith	2001	113	1,343	11.9	11
5. Brandon Marshall	2007	102	1,325	13.0	7

## THOMAS AMONG FRANCHISE'S BEST IN FIRST THREE SEASONS

### MOST RECEIVING YARDS THROUGH FIRST THREE SEASONS, BRONCOS HISTORY

Player	Years	GP	Rec.	Yds.	Avg.	TDs
1. Brandon Marshall	2006-08	46	226	2,899	12.8	15
2. Lionel Taylor	1960-61	26	192	2,411	12.6	16
<b>3. Demaryius Thomas</b>	<b>2010-12</b>	<b>37</b>	<b>148</b>	<b>2,268</b>	<b>15.3</b>	<b>16</b>
4. Ashley Lelie	2002-04	48	126	2,237	17.8	11
5. Mark Jackson	1986-88	40	110	2,026	18.4	9

that set up the Broncos' first touchdown vs. K.C. (11/17).

**2012:** Thomas started all 16 regular-season games for the first time in his career and earned his first Pro Bowl selection after finishing as the team's leading receiver with 94 catches for 1,434 yards (15.3 avg.) and 10 touchdowns... Ranked in the league's top 10 in receiving yards (4th), receptions (8th), receiving average (2nd), touchdowns (7th) and 25+yard catches (2nd)... Topped the 100-yard mark in seven games to tie for second-most in franchise single-season history in that category and his 1,434 receiving yards were third-most in team history... Caught quarterback Peyton Manning's 400th career touchdown pass when he took a screen pass 71 yards to the end zone in the third quarter vs. Pit. (9/9)... Set a regular-season career high with 180 receiving yards on nine catches at N.E. (10/7) to marked the sixth-highest regular-season total in franchise history... Tied a career high with nine receptions and finished with a game-high 135 yards at Car. (11/11)... Surpassed the 1,000-yard mark for the first time in his career, finishing with a game-high 82 receiving yards with one touchdown at K.C. (11/25)... Registered his second career multiple-touchdown game with a pair of scoring catches vs. T.B. (12/2)... Tied a career high with nine catches and topped the 100-yard mark for the sixth game of the season vs. Cle. (12/23)... Made a 17-yard touchdown catch in Denver's AFC Divisional Playoff Game vs. Bal. (1/12)... Caught seven passes for 108 yards with a career-best three touchdowns at S.D. (11/10).

**2011:** Thomas played 11 regular-season games (5 starts) and ranked second on the team with 32 receptions for 551 yards (17.2 avg.) with four touchdowns... Inactive for the first five games of the year while recovering from an offseason Achilles injury and a broken thumb suffered in training camp... Started both postseason contests and totaled 10 catches for 297 yards (29.7 avg.) with one score... Set a franchise record by leading the Broncos in receiving in the season's final seven games... Posted 25 receptions for 448 yards (17.9 avg.) with three touchdowns in Denver's final five regular-season games... Fueled Denver's 29-23 win vs. Pit. (1/8) in the AFC Wild Card Game when he caught an 80-yard touchdown reception on the first play of overtime (longest overtime scoring play in NFL postseason history)... Totaled four receptions for 204 yards against the Steelers to mark the most receiving yards by a Bronco in playoff history and the second-highest receiving average (51.0) in a single game in NFL annals.

**2010:** Selected by Denver in the first round (22nd overall) of the 2010 NFL Draft, Thomas played 10 games (2 starts) and totaled 22 receptions for 283 yards (12.9 avg.) with two touchdowns to go along with 16 kickoff returns for 398 yards (24.9 avg.)... Recorded eight receptions for 97 yards (12.1 avg.) with one touchdown vs. Sea. (9/19) in his NFL debut to mark the second-most catches by a Broncos rookie in his pro debut and become just the ninth player in league history (since 1970) to record at least eight catches in his first NFL game... Caught a 17-yard touchdown vs. NYJ (10/17) over All-Pro cornerback Darrelle Revis in the third quarter... Missed Denver's season opener at Jac. (9/12) with a foot injury that sidelined him the entire preseason... Inactive in Games 11-15 due to an ankle injury.

**COLLEGE:** Thomas played 39 games (36 starts) at Georgia Tech, where finished his career ranked fourth in school history in receiving yards (2,339), fourth in touchdown catches (15) and seventh in receptions (120)... Averaged nearly 20 yards per reception during his career, posting the fifth-best receiving average (19.5) in Atlantic Coast Conference history... Earned third-team All-America honors from the Associated Press and first-team All-ACC accolades as a senior in 2009 after ranking second in the nation with a school-record 25.1-yard average on 46 catches for 1,154 yards, which ranked second all-time in Georgia Tech annals.

**PERSONAL:** Thomas attended West Laurens High School in Montrose, Ga., where he was a first-team Class AA all-state selection by the *Atlanta Journal Constitution* and a two-time all-region and All-Heart of Georgia choice... Caught 56 passes for 756 yards (13.5 avg.) with seven touchdowns as a senior... Played on the school's state championship basketball team... First name is pronounced duh-MARE-ee-us... Demaryius Thomas was born on Dec. 25, 1987, in Montrose, Ga.

### THOMAS' REGULAR SEASON RECORD

		RECEIVING							KICKOFF RETURNS					SCORING					
Year	Club	G	S	No.	Yds.	Avg.	LG	TD	No.	Yds.	Avg.	LG	TD	TD	TDr	TDp	TDrt	2pt	Pts.
2010	Denver	10	2	22	283	12.9	31	2	16	398	24.9	65	0	2	0	2	0	0	12
2011	Denver	11	5	32	551	17.2	47	4	0	0	0.0	—	0	4	0	4	0	0	24
2012	Denver	16	16	94	1,434	15.3	71t	10	0	0	0.0	—	0	10	0	10	0	0	60
2013	Denver	10	10	60	914	15.2	78t	9	0	0	0.0	—	0	6	0	6	0	0	36
CAREER TOTALS		47	33	208	3,182	15.3	78t	25	16	398	24.9	65	0	22	0	22	0	0	132

**ADDITIONAL STATISTICS:** Rushing — 2010 (2-1, 0.5 avg., 1 LG), 2011 (1 for 5), TOTAL (3-6, 2.0 avg., 5 LG). Special teams tackles — 2010 (3), TOTAL (3). Miscellaneous tackles — 2010 (2), 2013 (2), TOTAL (4). Fumbles — 2010 (1 FR), TOTAL (1 FR).

## THOMAS MAKES POSTSEASON HISTORY

### MOST RECEIVING YARDS, SINGLE GAME, BRONCOS POSTSEASON HISTORY

Player	Opponent	Rec.	Yds.	Avg.	TDs
1. Demaryius Thomas	vs. Pit. (1/8/12)	4	204	51.0	1
2. Steve Watson	vs. Pit. (12/30/84)	11	177	16.1	1
3. Haven Moses	vs. Oak. (1/1/78)	5	168	33.6	2
4. Shannon Sharpe	at LAA (1/9/94)	13	156	12.0	1
5. Rod Smith	vs. Atl. (1/31/99)	5	152	30.4	1

## THOMAS' POSTSEASON RECORD

Year	Club	G	S	RECEIVING				KICKOFF RETURNS				SCORING			
				No.	Yds.	Avg.	LG TD	No.	Yds.	Avg.	LG TD	TD	TDp	TDrt	2pt Pts.
2011	Denver	2	2	10	297	29.7	80t 1	0	0	0.0	— 0	1	0	1	0 0 6
2012	Denver	1	1	3	37	12.3	17t 1	0	0	0.0	— 0	1	0	1	0 0 6
<b>CAREER TOTALS</b>		<b>3</b>	<b>3</b>	<b>13</b>	<b>334</b>	<b>25.7</b>	<b>80t 2</b>	<b>0</b>	<b>0</b>	<b>0.0</b>	<b>— 0</b>	<b>2</b>	<b>0</b>	<b>2</b>	<b>0 0 12</b>

## THOMAS' SINGLE-GAME HIGHS

(Postseason in parentheses)

**Receptions** — 10 vs. Oakland, 9/23/13 (6 at New England, 1/14/12). **Receiving yards** — 180 at New England, 10/7/12 (204 vs. Pittsburgh, 1/8/12). **Longest reception** — 71t vs. Pittsburgh, 9/9/12 (80t vs. Pittsburgh, 1/8/12). **Receiving touchdowns** — 3 at San Diego, 11/10/13 (1, twice, last vs. Baltimore, 1/12/13). **Rushes** — 1, three times, last vs. Chicago, 12/11/11 (none). **Rushing yards** — 5 vs. Chicago, 12/11/11 (none). **Longest rush** — 5 vs. Chicago, 12/11/11 (none). **Rushing touchdowns** — None (none). **Kick returns** — 5 at San Francisco (London), 10/31/10 (none). **Kick return yards** — 144 at Tennessee, 10/3/10 (none). **Longest kick return** — 65 at Tennessee, 10/3/10 (none). **Kick return touchdowns** — None (none).

## THOMAS' 100-YARD RECEIVING GAMES (13: INCLUDES 1 POSTSEASON)

\*denotes win (Thomas' teams are 11-2, including postseason, when he records 100 or more yards receiving in a game.)

Date	Opponent	No.	Yds.	Avg.	LG	TD
12/4/11	at Minnesota*	4	144	36.0	42	2
12/18/11	vs. New England	7	116	16.6	39	0
1/8/12	vs. Pittsburgh*	4	204	51.0	80t	1
9/9/12	vs. Pittsburgh*	5	110	22.0	71t	1
9/30/12	vs. Oakland*	5	103	20.6	40	0
10/7/12	at New England	9	180	20.0	38	0
10/28/12	vs. New Orleans*	7	137	19.6	41	1
11/11/12	at Carolina*	9	135	15.0	46	0
12/23/12	vs. Cleveland*	9	102	11.3	23	1
12/30/12	vs. Kansas City*	7	122	17.4	36	1
9/5/13	vs. Baltimore*	5	161	32.2	78t	2
11/10/13	at San Diego*	7	108	15.4	34t	3
11/17/13	vs. Kansas City*	5	121	24.2	70	0

AFC Wild Card Game

## DEMARIUS THOMAS' GAME-BY-GAME

(Victories asterisked)

2013 DENVER			RECEIVING					SCORING	
Date	Opponent	P/S	No.	Yds.	Avg.	LG	TD	2pt.	Pts.
Sep 5	vs. Baltimore*	S	5	161	32.2	78t	2	0	12
Sep 15	at N.Y. Giants	S	5	52	10.4	18	0	0	0
Sep 23	vs. Oakland*	S	10	94	9.4	22	0	0	0
Sep 29	vs. Philadelphia*	S	9	86	9.6	15t	2	0	12
Oct 6	at Dallas*	S	5	57	11.4	26	0	0	0
Oct 13	vs. Jacksonville*	S	3	78	26.0	42	0	0	0
Oct 20	at Indianapolis*	S	4	82	20.5	31t	1	0	6
Oct 27	vs. Washington*	S	7	75	10.7	35t	1	0	6
Nov 10	at San Diego*	S	7	108	15.4	34t	3	0	18
Nov 17	vs. Kansas City*	S	5	121	24.2	70	0	0	0
<b>Regular Season Totals</b>		<b>10/10</b>	<b>60</b>	<b>914</b>	<b>15.2</b>	<b>78t</b>	<b>9</b>	<b>0</b>	<b>54</b>

**ADDITIONAL STATISTICS:** Miscellaneous tackles — 2.

## THOMAS IMPRESSIVE IN NFL DEBUT

### MOST RECEPTIONS BY A BRONCOS ROOKIE IN HIS NFL/AFL DEBUT

Player	Opponent	Rec.	Yds.	Avg.	TDs
1. Eddie Royal	at Oak., 9/8/08	9	146	16.2	1
2. Demaryius Thomas	vs. Sea., 9/19/10	8	97	12.1	1
3. Billy Van Heusen	at K.C., 9/22/68	5	59	11.8	0
4. Sammy Winder	vs. S.D., 9/12/82	4	37	9.3	0
Mike Bell	at Stl., 9/10/06	4	30	7.5	0
Mark Jackson	vs. LAA, 9/7/96	4	26	6.5	0
Gerald Willhite	vs. S.D., 9/12/82	4	23	5.8	0





## JULIUS THOMAS

80

TIGHT END

6-5 • 250 • 3RD YR. • PORTLAND STATE

BORN: June 27, 1988, in Stockton, Calif.

HIGH SCHOOL: Tokay High School, Lodi, Calif.

ACQUIRED: Draft #4b (129th overall), 2011

NFL YEAR: 3rd • YEAR WITH BRONCOS: 3rd

NFL GAMES PLAYED/STARTED: 19/11 • POSTSEASON GP/GS: 0/0



### THOMAS AT A GLANCE:

- A third-year tight end who played nine games (1 start) during his first two NFL seasons with the Broncos.
- Saw action in five games (1 start) for the Broncos as a rookie in 2011 despite being limited by an ankle injury suffered in Week 2.
- Started in Denver's 2011 season opener vs. Oakland (9/12/11) and joined three other teammates as the first rookie quartet to start a season opener since at least 1968.
- Played just one season of college football after playing basketball for Portland State University and earned first-team All-Big Sky Conference by finishing third on the Vikings with 29 receptions for 453 yards (15.6 avg.) with two touchdowns as a senior.
- Participated in the East-West Shrine Game following his senior season and caught a 5-yard touchdown to go along with a two-point conversion for the West.
- Lettered four times in basketball for the Vikings, leading them to their first two NCAA Tournament appearances in school history (2008, '09) and finishing as the program's all-time leader in games played (121), career wins (78) and field goal percentage (.663).
- Selected by the Broncos in the fourth round (129th overall) of the 2011 NFL Draft.

**CAREER TRANSACTIONS:** Signed by Denver as a draft choice 7/27/11.



**2013:** Thomas caught five passes for 110 yards and a pair of touchdowns to mark the most yards by a Broncos tight end since Shannon Sharpe posted a team-record 214 yards in 2002... Caught an 11-yard touchdown pass from QB Peyton Manning in the fourth quarter of Denver's Week 2 win at NYG (9/15)... Joined WR Wes Welker and Saints TE Jimmy Graham as the only players to catch touchdown passes in the first three games of the season with his 13-yard score from Manning in the second quarter vs. Oak. (9/23)... Led the team with nine catches for 122 yards, setting career highs in both categories and adding a pair of scores at Dal. (10/6)... Caught his seventh touchdown pass of the season vs. Jac. (10/13)... Caught his eighth touchdown of the season at Ind. (10/20)... Recorded the second-longest scoring catch by a tight end in team history with his 74-yard touchdown at S.D. (11/10)... Tied for the most touchdowns in a single season in team history with his 10th touchdown reception of the season in Denver's 27-17 win vs. K.C. (11/17).

**2012:** Thomas saw action in Denver's first four regular-season games before being declared a gameday inactive for the remainder of the season.

**2011:** Selected by Denver in the fourth round (129th overall) of the 2011 NFL Draft, Thomas played five regular-season games (1 start) and posted one reception for five yards as a rookie... Joined three other teammates who became the first quartet of rookies to start a season opener for the Broncos since at least 1968... Inactive for 11 regular-season games and two playoff contests due to an ankle injury sustained in Denver's Week 2 win vs. Cin. (9/18).

**COLLEGE:** Thomas, who played just one season of college football, saw action in 11 games (1 start) for Portland State University in 2010 and earned first-team All-Big Sky Conference honors after finishing third on the team with 29 receptions for 453 yards (15.6 avg.) with two touchdowns... Hauled in nine passes of 20 or more yards and produced 18 first downs... Invited to play in the East-West Shrine Game, where he hauled in a 5-yard touchdown pass and caught the ensuing two-point conversion to account for the West's only points of the game... Walked on to the football team during the spring after exhausting his eligibility in basketball.

**PERSONAL:** Thomas attended Tokay High School in Lodi, Calif., where he was a standout center and power forward on the basketball team... Helped lead Tokay to a 25-9 overall record and a Sac-Joaquin Section title during his senior year when he was named co-Player of the Year by *The Record* (San Joaquin)... Lettered four seasons in basketball at Portland State, setting school records for games played (121), career wins (78) and field goal percentage (.663)... Named to the Big Sky Conference All-Tournament Team in 2008 and '09, helping the Vikings capture conference titles and advance to the NCAA Tournament in both seasons... Averaged 10.8 points and 5.9 rebounds while shooting a school-record .671 from the floor as a senior... Graduated from Portland State with a degree in business administration... Julius Thomas was born on June 27, 1988, in Stockton, Calif.



## THOMAS' REGULAR SEASON RECORD

Year	Club	G	S	No.	RECEIVING				SCORING					
					Yds.	Avg.	LG	TD	TD	TDr	TDp	TDrt	2pt	Pts.
2011	Denver	5	1	1	5	5.0	5	0	0	0	0	0	0	0
2012	Denver	4	0	0	0	0.0	—	0	0	0	0	0	0	0
2013	Denver	10	10	45	590	13.1	74t	10	10	0	10	0	0	60
<b>CAREER TOTALS</b>		<b>19</b>	<b>11</b>	<b>46</b>	<b>595</b>	<b>12.9</b>	<b>74t</b>	<b>10</b>	<b>10</b>	<b>0</b>	<b>10</b>	<b>0</b>	<b>0</b>	<b>60</b>

**ADDITIONAL STATISTICS:** *Special teams tackles — 2011 (3), TOTAL (3). Miscellaneous tackles — 2011 (1), TOTAL (1).*

## THOMAS' SINGLE-GAME HIGHS

*(Postseason in parentheses)*

**Receptions** — 9 at Dallas, 10/6/13 (none). **Receiving yards** — 122 at Dallas, 10/6/13 (none). **Longest reception** — 44 vs. Baltimore, 9/5/13 (none). **Receiving touchdowns** — 2, twice, last at Dallas, 10/6/13 (none).

## JULIUS THOMAS' GAME-BY-GAME

*(Victories asterisked)*

2013 DENVER			RECEIVING						SCORING	
Date	Opponent	P/S	No.	Yds.	Avg.	LG	TD		2pt.	Pts.
Sep 5	vs. Baltimore*	S	5	110	22.0	44	2		0	12
Sep 15	at N.Y. Giants*	S	6	47	7.8	19	1		0	6
Sep 23	vs. Oakland*	S	3	37	12.3	14	1		0	6
Sep 29	vs. Philadelphia*	S	4	43	10.8	13	0		0	0
Oct 6	at Dallas*	S	9	122	13.6	29	2		0	12
Oct 13	vs. Jacksonville*	S	4	22	5.5	11	1		0	6
Oct 20	at Indianapolis	S	5	41	8.2	13	1		0	6
Oct 27	vs. Washington*	S	3	29	9.7	19	0		0	0
Nov 10	at San Diego*	S	3	96	32.0	74t	1		0	6
Nov 17	vs. Kansas City*	S	3	43	14.3	20	1		0	6
<b>Regular Season Totals</b>		<b>10/10</b>	<b>45</b>	<b>590</b>	<b>13.1</b>	<b>74t</b>	<b>10</b>		<b>0</b>	<b>60</b>



## DANNY TREVATHAN

59

LINEBACKER

6-1 • 240 • 2ND YR. • KENTUCKY

**BORN:** March 24, 1990, in Youngstown, Ohio

**HIGH SCHOOL:** Leesburg (Fla.) High School.

**ACQUIRED:** Draft #6 (188th overall), 2012

**NFL YEAR:** 2nd • **YEAR WITH BRONCOS:** 2nd

**NFL GAMES PLAYED/STARTED:** 26/10 • **POSTSEASON GP/GS:** 1/0



### TREVATHAN AT A GLANCE:

- A second-year linebacker who played all 16 regular-season games and finished second among Denver's rookies with 30 tackles in 2012.
- Participated in all 52 possible games (31 starts) in four seasons at the University of Kentucky and led the Southeastern Conference in tackles during each of his final two campaigns.
- Totaled 10 or more tackles in 12 consecutive games spanning parts of his junior and senior seasons and finished with 20 total 10-tackle efforts in his career.
- Recorded a career-high 144 tackles as a junior in 2010 and became the first Kentucky linebacker to earn first-team All-America honors (CollegeFootballNews.com) in addition to receiving first-team All-SEC recognition.
- Saw action in all 13 games (6 starts) as a sophomore in 2009 and was named the Wildcats' Most Improved Defensive Player as chosen by the coaches after finishing as the team's second-leading tackler (82).
- Selected by the Broncos in the sixth round (188th overall) of the 2012 NFL Draft.

**CAREER TRANSACTIONS:** Signed by Denver as a draft choice 5/22/12.



**2013:** Trevathan made his first career start and intercepted his first career pass, returning it for 29 yards vs. Bal. (9/5)... Led the team with a career-best 10 tackles and sacked Eli Manning for a 9-yard loss at NYG (9/15)... Ranked third on the team with six tackles and broke up a pass vs. Oak. (9/23)... Led the club with 10 tackles, which tied a career high and included one for a loss vs. Phi. (9/29)... Intercepted a Tony Romo pass with less than two minutes to play that set up Matt Prater's game-winning field goal at Dal. (10/6)... Intercepted a pass in the final minutes of the game for the second consecutive week vs. Jac. (10/13)... Tied for second on the team with eight tackles and broke up one pass at Ind. (10/20)... Led the team with a career-high-tying 10 tackles, including one for a loss, and added one QB hit, one pass breakup and one forced fumble vs. Was. (10/27)... Set a career high with 11 tackles (9 solo) to tie for the team lead at S.D. (11/10)... Tied for the team lead with 10 sacks and forced a fumble vs. K.C. (11/17).

**2012:** Selected by Denver in the sixth round (188th overall) of the 2012 NFL Draft, Trevathan played all 16 regular-season games for the Broncos and finished second among the team's rookies with 30 defensive tackles to go along with three special-teams stops... Made his NFL debut on special teams during Denver's season opener vs. Pit. (9/9)... Made his pro defensive debut, playing 41 percent of Denver's defensive snaps and making his first NFL tackle vs. Oak. (9/30)... Registered his first career sack and posted a personal-best six tackles at Cin. (11/4)... Made a special-teams tackle in Denver's AFC Divisional Playoff Game vs. Bal. (1/12).

**COLLEGE:** Trevathan saw action in all 52 possible games (31 starts) at the University of Kentucky and totaled 374 career tackles (198 solo), six sacks (41 yds.), four interceptions (73 yds.), nine passes defended, 11 forced fumbles and two fumble recoveries... Led the Southeastern Conference in tackles during each of his final two seasons... Named National Linebacker of the Year (College Football Performance Awards), second-team All-America (SI.com) and second-team All-SEC as a senior after leading the Wildcats in tackles (143), sacks (3), interceptions (4) and forced fumbles (5)... Totaled a career-high 144 tackles as a junior in 2010 and became the first Kentucky linebacker to earn first-team All-America honors (CollegeFootballNews.com) in addition to receiving first-team All-SEC recognition... Played all 13 games (6 starts) as a sophomore and was named the Wildcats' Most Improved Defensive Player after finishing as the team's second-leading tackler (82)... Saw action in all 13 games as a true freshman in 2008.

**PERSONAL:** Trevathan was a three-year starter for Leesburg (Fla.) High School, where he was a third-team all-state selection by the Florida Sportswriters Association following his senior season... Totaled 117 tackles, 5.5 sacks and three forced fumbles on defense in addition to playing quarterback and running back on offense during his final prep campaign and also earned first-team All-Central Florida honors and Area Defensive Player of the Year recognition from the *Orlando Sentinel*... Trevathan's father, Vincent Hicks, played football at Toledo... Majored in family science at Kentucky... Danny Trevathan (pronounced trev-AY-thin) was born on March 24, 1990, in Youngstown, Ohio.

### TREVATHAN'S REGULAR SEASON RECORD

Year	Club	G	S	UT	A	TT	S-Yds.	I-Yds.	PD	FF	FR	TD-Int.	TD-FR	S	Pts.
2012	Denver	16	0	21	9	30	1-0	0-0	3	0	0	0	0	0	0
2013	Denver	10	10	54	25	79	1-9	3-29	8	2	0	0	0	0	0
<b>CAREER TOTALS</b>		<b>26</b>	<b>10</b>	<b>75</b>	<b>34</b>	<b>109</b>	<b>2-9</b>	<b>3-29</b>	<b>11</b>	<b>2</b>	<b>0</b>	<b>0</b>	<b>0</b>	<b>0</b>	<b>0</b>

**ADDITIONAL STATISTICS:** *Special teams tackles — 2012 (3), 2013 (2) TOTAL (5).*

### TREVATHAN'S POSTSEASON RECORD

Year	Club	G	S	UT	A	TT	S-Yds.	I-Yds.	PD	FF	FR	TD-Int.	TD-FR	S	Pts.
2012	Denver	1	0	0	0	0	0-0	0-0	0	0	0	0	0	0	0
<b>CAREER TOTALS</b>		<b>1</b>	<b>0</b>	<b>0</b>	<b>0</b>	<b>0</b>	<b>0-0</b>	<b>0-0</b>	<b>0</b>	<b>0</b>	<b>0</b>	<b>0</b>	<b>0</b>	<b>0</b>	<b>0</b>

**ADDITIONAL STATISTICS:** *Special teams tackles — 2012 (1), TOTAL (1).*

### TREVATHAN'S SINGLE-GAME HIGHS

*(Postseason in parentheses)*

**Tackles** — 11 at San Diego, 11/10/13 (none). **Interceptions** — 1, three times, last vs. Jacksonville 10/13/13 (none). **Interception return yards** — 29 vs. Baltimore 9/5/13 (none). **Sacks** — 1, twice, last at N.Y. Giants 9/15/13 (none). **Sack yards** — 9 at N.Y. Giants 9/15/13 (none). **Pass breakups** — 2 vs. Baltimore 9/5/13 (none). **Forced fumbles** — 1 vs. Washington, 10/27/13 (none). **Special-teams tackles** — 1, four times, last vs. Jacksonville, 10/13/13 (1 vs. Baltimore, 1/12/13).

### DANNY TREVATHAN'S GAME-BY-GAME

*(Victories asterisked)*

2013 DENVER		TACKLES									
Date	Opponent	P/S	UT	A	TT	S-Yds.	I-Yds.	PD	FF	FR	
Sep 5	vs. Baltimore*	S	4	0	4	0-0	1-29	2	0	0	
Sep 15	at N.Y. Giants*	S	8	2	10	1-9	0-0	0	0	0	
Sep 23	vs. Oakland*	S	3	3	6	0-0	0-0	1	0	0	
Sep 29	vs. Philadelphia*	S	9	1	10	0-0	0-0	1	0	0	
Oct 6	at Dallas*	S	4	1	5	0-0	1-0	1	0	0	
Oct 13	vs. Jacksonville*	S	3	2	5	0-0	1-0	1	0	0	
Oct 20	at Indianapolis	S	2	6	8	0-0	0-0	1	0	0	
Oct 27	vs. Washington*	S	6	4	10	0-0	0-0	1	1	0	
Nov 10	at San Diego*	S	9	2	11	0-0	0-0	0	0	0	
Nov 17	vs. Kansas City*	S	6	4	10	0-0	0-0	0	1	0	
<b>Regular Season Totals</b>			<b>10/10</b>	<b>54</b>	<b>25</b>	<b>79</b>	<b>1-9</b>	<b>3-29</b>	<b>8</b>	<b>2</b>	<b>0</b>

**ADDITIONAL STATISTICS:** *Special teams tackles — 2.*



## MITCH UNREIN

96

### DEFENSIVE TACKLE

6-4 • 306 • 3RD YR. • WYOMING

BORN: March 25, 1987, in Eaton, Colo.

HIGH SCHOOL: Eaton (Colo.) High School

ACQUIRED: Free Agent, 2010

NFL YEAR: 3rd • YEAR WITH BRONCOS: 3rd

NFL GAMES PLAYED/STARTED: 40/2 • POSTSEASON GP/GS: 3/0



### UNREIN AT A GLANCE:

- A third-year player who saw action in 33 combined games (2 starts) during the last two seasons (2011-12) after spending his rookie season on Denver's practice squad.
- Played all 16 regular-season games (2 starts) for the Broncos in 2012, participating in over 36 percent of the team's defensive snaps and totaling a career-high 20 tackles (12 solo).
- Contributed in 14 games as a reserve defensive lineman with the Broncos in 2011 and collected seven tackles (5 solo) along with one special-teams stop.
- Became the first defensive lineman in Broncos history to catch a touchdown pass with his 1-yard reception from Peyton Manning vs. Tampa Bay (12/2/12).
- Competed with the Texans during training camp as a rookie in 2010 before being signed by the Broncos and spending the final 11 weeks of the season on the club's practice squad.
- Received honorable mention All-Mountain West distinction in each of his final three seasons at the University of Wyoming, where he totaled 162 career tackles and 10.5 sacks.
- Named the Defensive MVP of the New Mexico Bowl in 2009 after collecting six tackles, two sacks, one forced fumble and one fumble recovery for the Cowboys.
- Joined the Broncos as a practice-squad signee on Oct. 20, 2010.
- Entered the NFL with Houston as a college free agent on May 7, 2010.

**CAREER TRANSACTIONS:** Signed by Houston as a college free agent 5/7/10; Waived by Houston 9/4/10; Signed by Denver (practice squad) 10/20/10.



**2013:** Unrein made one tackle and added a QB hit vs. Phi. (9/29).

**2012:** Unrein played all 16 regular-season games (two starts) and contributed 20 tackles and one fumble recovery to mark career highs in each category... Saw time on offense as a fullback in short-yardage situations... Made his first career start as Denver opened the game with a goal-line package at Atl. (9/17)... Lined up at fullback and threw a key block on running back Willis McGahee's 1-yard touchdown run in the first quarter vs. N.O. (10/28)... Caught 1-yard touchdown pass from quarterback Peyton Manning vs. T.B. (12/2) in addition to hitting Bucs quarterback Josh Freeman to force an interception returned for a touchdown ... Tied a personal best with three tackles and recovered his first career fumble at Oak. (12/6)... Made three tackles in Denver's AFC Divisional Playoff Game vs. Bal. (1/12).

**2011:** Unrein played 14 games (0 starts) for the Broncos in the regular season and totaled seven tackles (5 solo) along with one special-teams stop... Saw action in both of Denver's playoff games and collected one tackle.

**2010:** Unrein, who entered the NFL with Houston as a college free agent on May 7, was waived by the Texans during final roster cutdowns before signing with Denver on Oct. 20 and spending the final 11 weeks of the season on the club's practice squad.

### UNREIN FINDS THE END ZONE

#### OFFENSIVE TOUCHDOWNS BY A DEFENDER, BRONCOS HISTORY

Player	Pos.	Opp. (Date)	Scoring Play
Dwight Harrison	CB	vs. Mia. (9/19/71)	31-yd. catch
Dwight Harrison	CB	vs. Cin. (11/14/71)	43-yd. catch
Steve Wilson	CB	vs. K.C. (11/16/86)	43-yd. catch
Dave Wyman	LB	at S.D. (12/5/93)	1-yd. catch
<b>Mitch Unrein</b>	<b>DT</b>	<b>vs. T.B. (12/2/12)</b>	<b>1-yd. catch</b>

**COLLEGE:** Unrein totaled 162 tackles (67 solo), 20.5 tackles for losses (75 yds.) and 10.5 sacks (75 yds.) with two forced fumbles and one fumble recovery in 48 career games (38 starts) for the University of Wyoming... Garnered honorable mention All-Mountain West Conference accolades in each of his final three years for the Cowboys... Registered 41 total tackles, including six tackles for a loss (21 yds.) and four sacks (17 yds.), as a senior and was named the Defensive MVP of the New Mexico Bowl in 2009 after collecting six tackles, two sacks, one forced fumble and one fumble recovery.

**PERSONAL:** Unrein earned first-team all-state honors as a junior and senior at Eaton (Colo.) High School, where he was also among the top wrestlers in the state... Mitch Unrein was born on March 25, 1987, in Eaton, Colo.

### UNREIN'S REGULAR SEASON RECORD

Year	Club	G	S	UT	A	TT	S-Yds.	I-Yds.	PD	FF	FR	TD-Int.	TD-FR	S	Pts.
2010	Denver						PRACTICE SQUAD								
2011	Denver	14	0	5	2	7	0-0	0-0	0	0	0	0	0	0	0
2012	Denver	16	2	12	8	20	0-0	0-0	0	0	1	0	0	0	0
2013	Denver	10	0	7	4	11	0-0	0-0	0	0	0	0	0	0	0
<b>CAREER TOTALS</b>		<b>40</b>	<b>2</b>	<b>24</b>	<b>14</b>	<b>39</b>	<b>0-0</b>	<b>0-0</b>	<b>0</b>	<b>0</b>	<b>1</b>	<b>0</b>	<b>0</b>	<b>0</b>	<b>0</b>

**ADDITIONAL STATISTICS:** Special teams tackles — 2011 (1), TOTAL (1). Kickoff returns — 1 for 8 yards, vs. Oakland (9/23/13). Caught a 1-yard TD pass vs. Tampa Bay (12/2/12).

### UNREIN'S POSTSEASON RECORD

Year	Club	G	S	UT	A	TT	S-Yds.	I-Yds.	PD	FF	FR	TD-Int.	TD-FR	S	Pts.
2011	Denver	2	0	0	1	1	0-0	0-0	0	0	0	0	0	0	0
2012	Denver	1	0	1	2	3	0-0	0-0	0	0	0	0	0	0	0
<b>CAREER TOTALS</b>		<b>3</b>	<b>0</b>	<b>1</b>	<b>3</b>	<b>4</b>	<b>0-0</b>	<b>0-0</b>	<b>0</b>	<b>0</b>	<b>0</b>	<b>0</b>	<b>0</b>	<b>0</b>	<b>0</b>

### UNREIN'S SINGLE-GAME HIGHS

(Postseason in parentheses)

**Tackles** — 3, three times, last vs. Cleveland, 12/23/12 (3 vs. Baltimore, 1/12/13). **Sacks** — None (none). **Sack yards** — None (none). **Interceptions** — None (none). **Interception return yards** — None (none). **Receptions** — 1 vs. Tampa Bay, 12/2/12 (none). **Receiving yards** — 1 vs. Tampa Bay, 12/2/12 (none). **Receiving touchdowns** — 1 vs. Tampa Bay, 12/2/12 (none).

### MITCH UNREIN'S GAME-BY-GAME

(Victories asterisked)

2013 DENVER		TACKLES									
Date	Opponent	P/S	UT	A	TT	S-Yds.	I-Yds.	PD	FF	FR	
Sep 5	vs. Baltimore*	P	0	1	1	0-0	0-0	0	0	0	
Sep 15	at N.Y. Giants*	P	0	0	0	0-0	0-0	0	0	0	
Sep 23	vs. Oakland*	P	0	0	0	0-0	0-0	0	0	0	
Sep 29	vs. Philadelphia*	P	1	0	1	0-0	0-0	0	0	0	
Oct 6	at Dallas*	P	1	1	2	0-0	0-0	0	0	0	
Oct 13	vs. Jacksonville*	P	2	0	2	0-0	0-0	0	0	0	
Oct 20	at Indianapolis	P	0	1	1	0-0	0-0	0	0	0	
Oct 27	vs. Washington*	P	1	0	1	0-0	0-0	0	0	0	
Nov 10	at San Diego*	P	0	1	0	0-0	0-0	0	0	0	
Nov 17	vs. Kansas City*	P	2	0	2	0-0	0-0	0	0	0	
<b>Regular Season Totals</b>			<b>10/0</b>	<b>7</b>	<b>4</b>	<b>11</b>	<b>0-0</b>	<b>0-0</b>	<b>0</b>	<b>0</b>	<b>0</b>

**ADDITIONAL STATISTICS:** Kickoff returns — 1 for 8 yards.



## STEVE VALLOS

60

CENTER



6-3 • 310 • 6TH YR. • WAKE FOREST

**BORN:** Dec. 28, 1983, in Boardman, Ohio

**HIGH SCHOOL:** Hillcrest High School, Sandy, Utah

**ACQUIRED:** Free Agent, 2013

**NFL YEAR:** 6th • **YEAR WITH BRONCOS:** 1st

**NFL GAMES PLAYED/STARTED:** 54/9 • **POSTSEASON GP/GS:** 0/0

### VALLOS AT A GLANCE:

- A sixth-year center who started 9-of-44 games during his first five NFL seasons.
- Has allowed just 1.25 sacks in his career and has been called for just two penalties according to STATS Inc.
- Opened a school-record 48 games during his collegiate career at Wake Forest University and earned All-America and All-Atlantic Coast Conference honors as a senior.
- Selected by the Seahawks in the seventh round (232nd overall) of the 2007 NFL Draft.
- Joined the Broncos as a free-agent signee on July 28, 2013

**CAREER TRANSACTIONS:** Signed by Seattle as a draft choice 7/13/07; Released by Seattle 9/1/07; Signed by Seattle (practice squad) 9/4/07; Signed by Seattle 1/14/08; Waived by Seattle 9/5/10; Acquired via waivers by Cleveland 9/6/10; Signed by Philadelphia 3/19/12; Released by Philadelphia 8/31/12; Signed by Philadelphia 9/18/12; Released by Philadelphia 10/23/12; Signed by Jacksonville 10/30/12; Released by Jacksonville 11/3/12; Signed by Jacksonville 11/5/12; Signed by Denver 7/28/13.



**2012:** Vallos played four games in 2012, appearing in two contests each for Philadelphia and Jacksonville, including one start for the Jaguars... Committed just one penalty and did not allow a sack.

**2011:** Vallos appeared in one game for Cleveland.

**2010:** Vallos played seven games for Cleveland.

**2009:** Vallos appeared in all 16 games (3 starts) for the second-consecutive season for Seattle... Did not commit a penalty and allowed just .25 sacks.

**2008:** Vallos played all 16 games (5 starts) as a rookie for Seattle... Flagged just once for a false start penalty and allowed one sack on the season.

**COLLEGE:** Vallos started a school-record 48 games at Wake Forest University... Earned All-America and All-Atlantic Coast Conference honors as a senior after grading out at 90 percent for the season with 92.5 knockdown blocks....Named to the honorable mention All-ACC team after starting all 11 games for the Demon Deacons and helping the team average more than 197 rushing yards per game that led the conference as a junior... Selected to the second team All-ACC as a sophomore by the media and first-team All-ACC by Rivals.com after starting 11 games for the Deacons, appearing at every offensive line position except center... Earned third-team Freshman All-America and Freshman All-ACC honors as a redshirt freshman after starting all 12 games and averaging 8.2 knockdowns per game.

**PERSONAL:** Vallos earned varsity letters in football, wrestling and track and field (discus and shot put) at Boardman High School in Boardman, Ohio... Earned first-team all-conference honors in football and track... Received honorable mention on the AP All-Ohio team... Played in the North-South and Big 33 all-star games... Set school wrestling records for single-season (24) and career (58) pins... Steve Vallos was born on December 28, 1983 in Youngstown, Ohio.

### VALLOS' REGULAR SEASON RECORD

Year	Club	G	S
2008	Seattle	16	5
2009	Seattle	16	3
2010	Cleveland	7	0
2011	Cleveland	1	0
2012	Phi./Jac.	4	1
2013	Denver	10	0
<b>CAREER TOTALS</b>		<b>54</b>	<b>9</b>





# LOUIS VASQUEZ

65

## OFFENSIVE GUARD

6-5 • 335 • 5TH YR. • TEXAS TECH

**BORN:** April 11, 1987, in Corsicana, Texas

**HIGH SCHOOL:** Corsicana (Texas) High School

**ACQUIRED:** Unrestricted Free Agent (San Diego), 2013

**NFL YEAR:** 5th • **YEAR WITH BRONCOS:** 1st

**NFL GAMES PLAYED/STARTED:** 64/64 • **POSTSEASON GP/GS:** 1/1



### VASQUEZ AT A GLANCE:

- A fifth-year offensive guard in his first season with the Broncos who started all 54 regular-season games played during his career, allowing only 11 sacks and committing zero penalties on offense in his first four NFL seasons according to Stats Inc.
- Helped the Chargers offense rank fourth in the NFL in points per game (25.8) during his four seasons with the franchise.
- Finished as one of only three 16-game starting offensive guards in 2012 to not be called for a penalty.
- Named to the PFW/PFWA All-Rookie Team in 2009 after opening 14 games for San Diego and helping the Chargers win their fourth consecutive AFC West Division title.
- Played four seasons at Texas Tech University, helping the Red Raiders rank second in the nation in total offense (529.6 ypg) and scoring (40.0 ppg) during his junior campaign in 2007.
- Joined the Broncos as an unrestricted free agent on March 12, 2013.
- Selected by the Chargers in the third round (78th overall) of the 2009 NFL Draft.

**CAREER TRANSACTIONS:** Signed by San Diego as a draft choice 7/25/09. Signed by Denver as an unrestricted free agent 3/12/13.



**2013:** Vasquez earned a spot on Pro Football Focus' All-Week 3 Team for his performance vs. Oak. (9/23)... Part of an offensive line group that was named a collective offensive player of the week by Sports Illustrated's Peter King for its performance in which it allowed zero sacks and zero quarterback hits against the NFL's top-ranked sack defense vs. K.C. (11/17).

**2012:** Vasquez opened all 16 games for the first time in his career as one of two Chargers offensive linemen to start every contest... Finished as the only 16-game starting offensive lineman in the NFL to commit zero penalties and allow three or fewer sacks (2.5).

**2011:** Vasquez started all 14 games played and helped San Diego rank sixth in the NFL in total offense (393.1 ypg) while tying for fifth in the league scoring 25.4 points per game... Missed Games 10-11 with an ankle injury.

**2010:** Vasquez started 10 contests for the Chargers, missing Games 4-5 with a knee injury and Games 11-14 with a neck injury.

**2006:** Selected by the Chargers in the third round (78th overall) of the 2009 NFL Draft, Vasquez started all 14 games played and was named to the PFW/PFWA All-Rookie Team... Started his first career game in San Diego's season opener at Oak. (9/14) before injuring his ankle and missing the Charger's next two contests.

**COLLEGE:** Vasquez was a four-year letterman at Texas Tech University, where he started 34-of-39 career games and received All-Big 12 Conference recognition following his final three seasons... Named a third-team All-America selection following his senior season... Blocked for the nation's top passing attack as a junior in 2007 and was tabbed as a first-team all-conference pick after allowing zero sacks on the year.

**PERSONAL:** Vasquez attended Corsicana (Texas) High School, where helped his team to a combined 21-3 record over his final two seasons... Earned first-team Class 4A all-state honors from the Associated Press and was named to the All-Area Team by the *Dallas Morning News* following his senior campaign... Majored in general studies at Texas Tech... Louis Vasquez (pronounced LEW-is VAS-kez) was born on April 11, 1987, in Corsicana, Texas.

### VASQUEZ'S REGULAR SEASON RECORD

Year	Club	G	S
2009	San Diego	14	14
2010	San Diego	10	10
2011	San Diego	14	14
2012	San Diego	16	16
2013	Denver	10	10
<b>CAREER TOTALS</b>		<b>64</b>	<b>64</b>

**ADDITIONAL STATISTICS:** Miscellaneous tackles — 2011 (1), 2012 (1), TOTAL (2). Fumbles — 2009 (1FR), TOTAL (1FR).

### VASQUEZ'S POSTSEASON RECORD



## KEVIN VICKERSON

99

### DEFENSIVE TACKLE

6-5 • 328 • 8TH YR. • MICHIGAN STATE

BORN: Jan 8, 1983, in Detroit

HIGH SCHOOL: Martin Luther King Jr. High School, Detroit

ACQUIRED: Free Agent, 2010

NFL YEAR: 8th • YEAR WITH BRONCOS: 4th

NFL GAMES PLAYED/STARTED: 70/42 • POSTSEASON GP/GS: 3/1



### VICKERSON AT A GLANCE:

- An eighth-year defensive tackle who played 60 career NFL games (32 starts) with Denver (2010-12), Tennessee (2007-09) and Miami (2005-06) in addition to a 10-game stint with NFL Europe in 2007 to start his career.
- Set career highs in games played (16) and starts (14) in 2012, helping anchor a Broncos run defense that allowed the second-fewest yards per game (91.1) in the NFL.
- Saw action in 15 games (12 starts) in his first season with Denver in 2010, finishing second among the club's defensive linemen with 42 tackles (33 solo), including a career-high two sacks (4 yds.), with one interception (4 yds.) and one forced fumble.
- Posted a personal-best 49 tackles (24 solo) in 13 games (2 starts) for Tennessee in 2009.
- Started 10 games for NFL Europe's Cologne Centurions in 2007, where he was named a first-team All-NFL Europa selection after posting 31 tackles and 3.5 sacks.
- Lettered four years at Michigan State University, where he played 44 games (19 starts) and totaled 113 tackles, including 8.5 sacks and 24.5 tackles for a loss, in addition to 19 quarterback pressures, one fumble recovery and two blocked kicks.
- Joined the Broncos as a free agent on Sept. 7, 2010.
- Selected by Miami in the seventh round (216th overall) of the 2005 NFL Draft.

**CAREER TRANSACTIONS:** Signed by Miami as a draft choice 7/25/05; Placed on injured reserve (knee) by Miami on 9/3/05; Waived by Miami 8/27/07; Signed by Tennessee (practice squad) 10/31/07; Signed by Tennessee (active roster) 11/27/07; Placed on reserve/suspended list by Commissioner 12/5/08; Suspension lifted by Commissioner 1/5/09; Traded to Seattle 4/24/10; Waived by Seattle 9/6/10; Signed by Denver 9/7/10; Placed on injured reserve by Denver 10/10/11.



**2013:** Vickerson made a pair of solo tackles, including one behind the line of scrimmage in Denver's season-opening win vs. Bal. (9/5)... Tackled RB David Wilson for a 3-yard loss in Denver's Week 2 win at NYG (9/15)... Posted four tackles with one for a loss and a pass breakup vs. Jac. (10/13)... Made two tackles for a loss at Ind. (10/20)... Posted a season best six tackles (all solo) including one for a loss at S.D. (11/10).

**2012:** Vickerson opened 14-of-16 regular-season games and totaled 40 tackles (28 solo), two sacks (11 yds.), one pass defended and one forced fumble while helping Denver's No. 2-ranked defense finish second in the league against the run (91.1 ypg)... Set a career high with two sacks of Panthers quarterback Cam Newton at Car. (11/11)... Made a season-best five solo tackles, including two for a loss, vs. K.C. (12/30)... Contributed four tackles in Denver's AFC Divisional Playoff Game vs. Bal. (1/12).

**2011:** Vickerson started four of Denver's first five games and totaled four tackles (3 solo) before being placed on injured reserve with an ankle injury on Oct. 10.

**2010:** Vickerson played a career-high 15 games (12 starts) for the Broncos after being waived by Seattle at the conclusion of the preseason and signing with Denver on Sept. 7... Totaled 42 tackles (33 solo), including a personal-best two sacks (4 yds.), with one interception (4 yds.), three passes defended and one forced fumble... Started 12 of Denver's final 13 games, missing the Broncos' International Series Game at S.F. (10/31) in London with a groin injury.

**2009:** Vickerson appeared in 13 games (2 starts) with Tennessee and posted a career-high 49 tackles (24 solo) and three pass breakups... Started his first career game at defensive tackle vs. Jac. (11/1).

**2008:** Vickerson played seven games (0 starts) and was inactive for five contests with Tennessee, posting 23 tackles (10 solo), including 1.5 sacks (7.5 yds.), with one pass defended and one fumble recovery... Contributed a career-best seven tackles (4 solo) and recovered a fumble vs. NYJ (11/23)... Recorded his first career sack at Det. (11/27)... Played in Tennessee's AFC Divisional Playoff Game vs. Bal. (1/10) and tallied four solo tackles for the Titans.

**2007:** Vickerson played four games (0 starts) and totaled three tackles (2 solo) for Tennessee after a four-week

stint on the Titans' practice squad and an assignment with NFL Europe's Cologne Centurions... Waived by Miami on Aug. 27 and allocated to the Centurions, where he started 10 games and posted 31 tackles, including 3.5 sacks, to earn first-team All-NFL Europa honors... Signed to Tennessee's practice squad on Oct. 31 before being called up to the Titans' active roster on Nov. 27... Made his NFL debut vs. Hou. (12/2) and collected two tackles.

**2006:** Vickerson was inactive for all 16 games with Miami.

**2005:** Selected by Miami in the seventh round (216th overall) of the 2005 NFL Draft, Vickerson posted five tackles, including one sack, in the preseason before injuring his knee and being placed on injured reserve on Sept. 3.

**COLLEGE:** Vickerson played 44 games (19 starts) at Michigan State University, where he tallied 113 tackles, 8.5 sacks, 24.5 tackles for a loss, 19 quarterback pressures, one fumble recovery and two blocked kicks... Started 11 games as a senior and posted career highs in tackles (46), tackles for a loss (10.5) and sacks (4.5)... Opened six games as a sophomore and two more during his freshman season.

**PERSONAL:** Vickerson attended Martin Luther King Jr. High School in Detroit, where he earned PrepStar All-America honors following his senior season in which he helped his team to a 10-1 record and a Public School League title... Majored in criminal justice at Michigan State... Kevin Darnell Vickerson was born on Jan. 8, 1983, in Detroit.

### VICKERSON'S REGULAR SEASON RECORD

Year	Club	G	S	UT	A	TT	S-Yds.	I-Yds.	PD	FF	FR	TD-Int.	TD-FR	S	Pts.
2005	Miami	INJURED RESERVE (KNEE)													
2006	Miami	0	0	0	0	0	0-0	0-0	0	0	0	0	0	0	0
2007	Tennessee	4	0	2	1	3	0-0	0-0	0	0	0	0	0	0	0
2008	Tennessee	7	0	10	13	23	1.5-7.5	0-0	1	0	1	0	0	0	0
2009	Tennessee	13	2	24	25	49	0-0	0-0	3	0	0	0	0	0	0
2010	Denver	15	12	33	9	42	2-4	1-4	3	1	0	0	0	0	0
2011	Denver	5	4	3	1	4	0-0	0-0	0	0	0	0	0	0	0
2012	Denver	16	14	28	12	40	2-11	0-0	1	1	0	0	0	0	0
2013	Denver	10	10	16	4	20	0-0	0-0	1	0	0	0	0	0	0
<b>CAREER TOTALS</b>		<b>70</b>	<b>42</b>	<b>116</b>	<b>65</b>	<b>181</b>	<b>5.5-22.5</b>	<b>1-4</b>	<b>9</b>	<b>2</b>	<b>1</b>	<b>0</b>	<b>0</b>	<b>0</b>	<b>0</b>
<b>BRONCOS TOTALS</b>		<b>46</b>	<b>40</b>	<b>80</b>	<b>26</b>	<b>106</b>	<b>4-15</b>	<b>1-4</b>	<b>5</b>	<b>2</b>	<b>0</b>	<b>0</b>	<b>0</b>	<b>0</b>	<b>0</b>

### VICKERSON'S POSTSEASON RECORD

Year	Club	G	S	UT	A	TT	S-Yds.	I-Yds.	PD	FF	FR	TD-Int.	TD-FR	S	Pts.
2007	Tennessee	1	0	0	0	0	0-0	0-0	0	0	0	0	0	0	0
2008	Tennessee	1	0	4	0	4	0-0	0-0	0	0	0	0	0	0	0
2012	Denver	1	1	2	2	4	0-0	0-0	0	0	0	0	0	0	0
<b>CAREER TOTALS</b>		<b>3</b>	<b>1</b>	<b>6</b>	<b>2</b>	<b>8</b>	<b>0-0</b>	<b>0-0</b>	<b>0</b>	<b>0</b>	<b>0</b>	<b>0</b>	<b>0</b>	<b>0</b>	<b>0</b>

### VICKERSON'S SINGLE-GAME HIGHS

*(Postseason in parentheses)*

**Tackles** — 7 vs. N.Y. Jets, 11/23/08 (4, twice, last vs. Baltimore, 1/12/13). **Sacks** — 2 at Carolina, 11/11/12 (none). **Sack yards** — 11 at Carolina, 11/11/12 (none). **Interceptions** — 1 at Oakland, 12/19/10 (none). **Interception return yards** — 4 at Oakland, 12/19/10 (none).

### KEVIN VICKERSON'S GAME-BY-GAME

*(Victories asterisked)*

2013 DENVER		TACKLES									
Date	Opponent	P/S	UT	A	TT	S-Yds.	I-Yds.	PD	FF	FR	
Sep 5	vs. Baltimore*	S	2	0	2	0-0	0-0	0	0	0	
Sep 15	at N.Y. Giants*	S	1	0	1	0-0	0-0	0	0	0	
Sep 23	vs. Oakland*	S	1	0	1	0-0	0-0	0	0	0	
Sep 29	vs. Philadelphia*	S	0	0	0	0-0	0-0	0	0	0	
Oct 6	at Dallas*	S	0	0	0	0-0	0-0	0	0	0	
Oct 13	vs. Jacksonville*	S	3	1	4	0-0	0-0	1	0	0	
Oct 20	at Indianapolis	S	2	1	3	0-0	0-0	0	0	0	
Oct 27	vs. Washington*	S	1	0	1	0-0	0-0	0	0	0	
Nov 10	at San Diego*	S	6	0	6	0-0	0-0	0	0	0	
Nov 17	vs. Kansas City*	S	0	2	2	0-0	0-0	0	0	0	
<b>Regular Season Totals</b>			<b>10/10</b>	<b>16</b>	<b>4</b>	<b>20</b>	<b>0-0</b>	<b>0-0</b>	<b>1</b>	<b>0</b>	<b>0</b>



## J.D. WALTON

50

CENTER



6-3 • 305 • 4TH YR. • BAYLOR

BORN: March 24, 1987, in Lawton, Okla.

HIGH SCHOOL: Allen (Texas) High School

ACQUIRED: Draft #3a (80th overall), 2010

NFL YEAR: 4th • YEAR WITH BRONCOS: 4th

NFL GAMES PLAYED/STARTED: 36/36 • POSTSEASON GP/GS: 2/2

### WALTON AT A GLANCE:

- A fourth-year center who started 36 consecutive games to begin his career before being placed on injured reserve (ankle) four games into the 2012 season.
- Opened 32 regular-season games during his first two seasons as one of just three offensive linemen who entered the NFL in 2010 to accomplish that feat.
- Played every snap for the Broncos in 2011 and helped the team lead the NFL with a franchise-record 2,632 rushing yards.
- Started all 16 games as a rookie in 2010 as just the fifth offensive lineman (only center) in franchise history to achieve that mark.
- Allowed only three sacks in 619 pass plays while missing just one snap during his rookie campaign.
- Started 36 games in three seasons at Baylor University, where he was credited with allowing only three sacks in 721 pass plays during his final two years.
- Honored as a first-team All-American during his final season at Baylor in 2009, becoming the school's first offensive or defensive player to achieve that status in 18 years.
- Selected by the Broncos in the third round (80th overall) of the 2010 NFL Draft.

**CAREER TRANSACTIONS:** Signed by Denver as a draft choice 6/17/10; Placed on injured reserve (ankle) by Denver 10/1/12.



**2012:** Walton started the Broncos' first four games of the season before suffering an ankle injury vs. Oak. (9/30) and being placed on injured reserve on Oct. 1.

**2011:** Walton started all 16 regular-season games for the second consecutive season to begin his career and helped the Broncos set a team record with 164.5 rushing yards per game to lead the NFL... Started both of Denver's postseason games.

**2010:** Selected by the Broncos in the third round (80th overall) of the 2010 NFL Draft, Walton started all 16 games to become the first rookie center in franchise history to accomplish that feat and just the fifth offensive lineman overall... Missed just one snap the entire season and joined four other rookie NFL offensive linemen as 16-game starters in 2010... Credited with allowing only three sacks in 619 pass plays that he participated in.

**COLLEGE:** Walton started all 36 games played in three seasons at Baylor University, where he earned first-team All-America honors as a senior to become the school's first offensive or defensive player in 18 seasons to achieve that distinction... Named one of six finalists for the Rimington Trophy (nation's best center) in 2009 and was named to the Big 12 Conference Commissioner's Honor Roll for the third consecutive year... Recorded 291 career knockdown/key blocks and allowed just three sacks in 721 pass plays during his final two seasons... Transferred to Baylor from Arizona State University, where he redshirted as a true freshman in 2005.

**PERSONAL:** Walton was a first-team All-District 9-5A and all-county selection as a senior at Allen (Texas) High School, where he posted 79 pancake blocks during his final prep season... Majored in speech communications at Baylor... Justin Daniel Walton was born on March 24, 1987, in Lawton, Okla.

### WALTON'S REGULAR SEASON RECORD

Year	Club	G	S
2010	Denver	16	16
2011	Denver	16	16
2012	Denver	4	4
2013	Denver	0	0
<b>CAREER TOTALS</b>		<b>36</b>	<b>36</b>

**ADDITIONAL STATISTICS:** Miscellaneous tackles — 2011 (1), TOTAL (1).

**WALTON'S POSTSEASON RECORD**

Year	Club	G	S
2011	Denver	2	2
<b>CAREER TOTALS</b>		<b>2</b>	<b>2</b>

**ADDITIONAL STATISTICS:** *Fumbles — 2011 (1FR), TOTAL (1FR).*



# KAYVON WEBSTER

36

CORNERBACK

5-11 • 198 • R • SOUTH FLORIDA

BORN: Feb. 1, 1991, in Opa-Locka, Fla.

HIGH SCHOOL: Monsignor Pace High School, Opa-Locka, Fla.

ACQUIRED: Draft #3 (90th overall), 2013

NFL YEAR: 1st • YEAR WITH BRONCOS: 1st

NFL GAMES PLAYED/STARTED: 10/1 • POSTSEASON GP/GS: 0/0



## WEBSTER AT A GLANCE:

- A cornerback who saw action in 49-of-50 possible games (32 starts) during his career at the University of South Florida and totaled 190 tackles (136 solo), two sacks (39 yds.), three interceptions (34 yds.), 18 passes defended, four forced fumbles and two fumble recoveries.
- Earned first-team All-Big East Conference recognition following his senior season in which he led the Bulls with a career-high 82 tackles (61 solo) and added forced three fumbles.
- Started all 11 games played as a junior in 2011 and received second-team All-Big East honors after contributing two interceptions and nine passes defended for South Florida.
- Combined for 26 games played (10 starts) during his first two collegiate seasons (2009-10) and helped the Bulls to consecutive winning seasons and bowl victories.
- Clocked at 4.34 seconds in the 40-yard dash as one of the most physically gifted players in the 2013 draft class.
- Competed as a two-way player (as well as a returner) at Miami's Monsignor Pace High School and was a two-time All-Dade County selection in football while also competing in track.
- Selected by the Broncos in the third round (90th overall) of the 2013 NFL Draft.



**2013:** Webster made a pair of special-teams stops in Denver's Week 2 win at NYG (9/15)... Broke up two passes vs. Oak. (9/23)... Made his first NFL start and forced a fumble that was recovered by S Duke Ihenacho at Dal. (10/6)... Intercepted his first NFL pass and returned it 10 yards vs. Jac. (10/13)... Established a career high with five tackles at S.D. (11/10).

**2012:** Webster started 11-of-12 games for the University of South Florida as a senior and was named a first-team All-Big East Conference selection after becoming the league's only cornerback to lead his team in tackles (82)... Added two strip-sacks and an additional forced fumble along with six passes defended on the season... Totaled a career-best 12 tackles (10 solo) in a 37-36 loss vs. Syracuse (10/27).

**2011:** Webster opened all 11 games played for the Bulls and recorded 49 tackles (36 solo), two interceptions (0 yds.), nine passes defended, one forced fumble and one fumble recovery... Voted as a second-team All-Big East selection... Recovered a fumble and returned it 96 yards for a touchdown in South Florida's 23-20 win at No. 16 Notre Dame (9/3).

**2010:** Webster played all 13 games (4 starts) as a sophomore and contributed 29 tackles (22 solo) while seeing time at both the left and right cornerback positions... Tallied a season-high eight tackles vs. Syracuse (10/9).

**2009:** Webster saw action in all 13 contests (6 starts) as a true freshman and recorded 30 tackles (17 solo), one interception (34 yds.), three passes defended and one fumble recovery... Intercepted his first career pass at Syracuse (10/3).

**HIGH SCHOOL:** Webster was a two-time All-Dade County selection in football as a two-way player for Monsignor Pace High School in Opa-Locka, Fla.... Caught 30 passes for 500 yards (16.7 avg.) and eight touchdowns on offense in addition to 65 tackles, four sacks, seven forced fumbles and 10 fumble recoveries on defense as a senior... Also lettered in track as a prep athlete.

**PERSONAL:** Webster graduated from South Florida with a degree in health science in December 2012... Kayvon Webster was born on Feb. 1, 1991, in Opa-Locka, Fla.

## WEBSTER'S COLLEGIATE RECORD — SOUTH FLORIDA

Year	School	G	S	UT	A	TT	S-Yds.	I-Yds.	PD	FF	FR	TD-Int.	TD-FR	S	Pts.
2009	South Florida	13	6	17	13	30	0-0	1-34	3	0	1	0	0	0	0
2010	South Florida	13	4	22	7	29	0-0	0-0	0	0	0	0	0	0	0
2011	South Florida	11	11	36	13	49	0-0	2-0	9	1	1	0	1	0	6
2012	South Florida	12	11	61	21	82	2-39	0-0	6	3	0	0	0	0	0
<b>CAREER TOTALS</b>		<b>49</b>	<b>32</b>	<b>136</b>	<b>54</b>	<b>190</b>	<b>2-39</b>	<b>3-34</b>	<b>18</b>	<b>4</b>	<b>2</b>	<b>0</b>	<b>1</b>	<b>0</b>	<b>6</b>

**ADDITIONAL STATISTICS:** Kickoff returns — 2009 (2 for 21 yds., 10.5 avg., 13 LG), 2010 (2 for 28 yds., 14.0 avg., 18 LG), 2012 (3 for 53 yds., 17.7 avg., 25 LG), TOTAL (7 for 102 yds., 14.6 avg., 25 LG).



## KAYVON WEBSTER'S GAME-BY-GAME

(Victories asterisked)

2013 DENVER		TACKLES								
Date	Opponent	P/S	UT	A	TT	S-Yds.	I-Yds.	PBU	FF	FR
Sep 5	vs. Baltimore*	P	1	0	1	0-0	0-0	1	0	0
Sep 15	at N.Y. Giants*	P	0	0	0	0-0	0-0	0	0	0
Sep 23	vs. Oakland*	P	1	0	1	0-0	0-0	2	0	0
Sep 29	vs. Philadelphia*	P	0	0	0	0-0	0-0	0	0	0
Oct 6	at Dallas*	S	3	0	3	0-0	0-0	0	1	0
Oct 13	vs. Jacksonville*	P	2	1	3	0-0	1-10	1	0	0
Oct 20	at Indianapolis	P	2	1	3	0-0	0-0	1	0	0
Oct 27	vs. Washington*	P	2	0	2	0-0	0-0	0	0	0
Nov 10	at San Diego*	P	4	1	5	0-0	0-0	1	0	0
Nov 17	vs. Kansas City*	P	3	0	3	0-0	0-0	1	0	0
<b>Regular Season Totals</b>		<b>10/1</b>	<b>18</b>	<b>3</b>	<b>21</b>	<b>0-0</b>	<b>1-10</b>	<b>7</b>	<b>1</b>	<b>0</b>

**ADDITIONAL STATISTICS:** Special teams tackles — 2.



## WES WELKER

83

WIDE RECEIVER

5-9 • 185 • 10TH YR. • TEXAS TECH

BORN: May 1, 1981, in Oklahoma City

HIGH SCHOOL: Heritage Hall High School, Oklahoma City

ACQUIRED: Unrestricted Free Agent (New England), 2013

NFL YEAR: 10th • YEAR WITH BRONCOS: 1st

NFL GAMES PLAYED/STARTED: 150/91 • POSTSEASON GP/GS: 9/8



### WELKER AT A GLANCE:

- A 10th-year wide receiver in his first season with Denver who owns the most 100-catch campaigns (5) in NFL history while tying for the most 10-catch games (18) in league annals.
- Selected to the Pro Bowl in each of the last five years, earning All-Pro honors from the Associated Press in four of those seasons.
- Owns the second-most career receptions (829) by an undrafted player, trailing only Broncos Ring of Fame wide receiver Rod Smith (849).
- Totaled the most receptions (672) in Patriots history from 2007-12 to represent the most productive six-season stretch in NFL history.
- Recorded two of the top eight single-season reception totals in league history, including a personal-best 123 catches in 2009 to tie for second on the NFL's all-time single-season list.
- Averaged the most receptions (7.7) in postseason history among players with multiple playoff games played.
- Tied for the most receptions (11) in Super Bowl history in New England's S.B. XLII loss vs. the New York Giants (2/3/08).
- Started 86-of-102 combined games for New England after seeing action in 47 contests (3 starts) for San Diego (2004) and Miami (2004-05) to begin his career.
- Earned AFC Special Teams Player of the Week honors during his rookie season at New England (10/10/04) after becoming the first individual in league history to record a punt return, a kickoff return, a field goal, an extra point and a kickoff in the same game.
- Set Texas Tech University records with 259 receptions and 3,069 yards during his collegiate career, receiving first-team All-Big 12 Conference accolades during three of his four seasons with the Red Raiders.
- Graduated college as the NCAA career record-holder for punt return yards (1,761) and punt return scores (8).
- Joined the Broncos as an unrestricted free agent on March 15, 2013.
- Entered the NFL with San Diego as a college free agent on April 30, 2004.

### 83's TROPHY CASE

Pro Bowl Selections (5) . . . . . 2008-12  
All-Pro (First Team) (2) . . . . . 2009, '11  
All-Pro (Second Team) (2) . . . . . 2007-08

**CAREER TRANSACTIONS:** Signed by San Diego as a college free agent 4/30/04; Waived by San Diego 9/15/04; Signed by Miami 9/21/04; Traded to New England 3/5/07; Placed on injured reserve 1/6/10; Signed by Denver as an unrestricted free agent 3/15/13.



**2013:** Welker caught a game-high nine passes to finish with 67 yards and a pair of touchdowns in his Broncos debut vs. Bal. (9/5)... Caught a touchdown in his second-straight game, finishing with three catches for 39 yards at NYG (9/15)... Joined TE Julius Thomas and Saints TE Jimmy Graham as the only players to catch touchdown

### WELKER'S UNPRECEDENTED SIX-SEASON STRETCH

#### MOST RECEIVING YARDS IN A SIX-SEASON SPAN, NFL HISTORY

Player	Years	Rec.	Yds.	Avg.	TDs
1. Wes Welker, N.E.	2007-12	672	7,459	11.1	37
2. Marvin Harrison, Ind.	1999-2004	649	8,707	13.4	77
3. Marvin Harrison, Ind.	1998-2003	622	8,370	13.5	69
4. Wes Welker, Mia./N.E.	2006-11	621	6,792	10.9	32
5. Marvin Harrison, Ind.	2000-05	616	8,190	13.3	77

## WELKER HITS THE CENTURY MARK

MOST SEASONS WITH 100+ REC., NFL HISTORY			MOST RECEPTIONS, SINGLE SEASON, NFL HISTORY				
Player	No.	Yrs.	Player	Year	Rec.	Yds.	TDs
1. <b>Wes Welker, S.D./Mia./N.E.</b>	5	2007-09, '11-12	1. Marvin Harrison, Ind.	2002	143	1,722	11
2. Marvin Harrison, Ind.	4	1999-2002	2. <b>Wes Welker, N.E.</b>	2009	123	1,348	4
Andre Johnson, Hou.	4	2006, '08-09, '12	Herman Moore, Det.	1995	123	1,686	14
Brandon Marshall, Den./Mia./Chi.	4	2007-09, '12	4. <b>Wes Welker, N.E.</b>	2011	122	1,569	9
Jerry Rice, S.F./Oak./Sea.	4	1990, '94-96	Calvin Johnson, Det.	2012	122	1,964	5
Reggie Wayne, Ind.	4	2007, '09-10, '12	Jerry Rice, S.F.	1995	122	1,848	15
7. Herman Moore, Det./NYG	3	1995-97	Cris Carter, Min.	1995	122	1,371	17
			Cris Carter, Min.	1994	122	1,256	7

passes in the first three games of the season with his 12-yard touchdown reception in the second quarter vs. Oak. (9/23)... Caught a pair of receiving scores vs. Phi. (9/29)... Became the only player in the NFL to catch touchdown passes in the first five games of the season with his 2-yard touchdown reception in the third quarter at Dal. (10/6)... Became the first player to catch a touchdown pass in his first six games with a team with his 20-yard touchdown grab in the first quarter vs. Jac. (10/13)... Caught a 6-yard touchdown pass to give Denver a 7-0 lead in the first quarter vs. Was. (10/27).

**2012:** Welker earned his fifth consecutive Pro Bowl selection after starting 12-of-16 regular-season games and totaling 118 receptions for 1,354 yards (11.5 avg.) with six touchdowns... Added three kickoff returns for 33 yards (11.0 avg.) and 25 punt returns for 243 yards (9.7 avg.)... Opened both postseason contests and caught 16 passes for 248 yards (15.5 avg.) with one touchdown to go along with five punt returns for 56 yards (11.2 avg.)... Totaled his 557th catch as a Patriot vs. Ari. (9/16) to pass Troy Brown as the franchise's career leader in receptions... Topped the 100-catch mark with his five-catch, 56-yard outing vs. S.F. (12/16) to become the first player in NFL history with five seasons totaling 100 or more receptions... Set a career postseason high with 131 yards on eight catches (16.4 avg.) in New England's AFC Divisional Playoff Game vs. Hou. (1/13).

**2011:** Welker played all 16 regular-season games (15 starts) and totaled a career-high 1,569 receiving yards and nine touchdowns while leading the NFL in receptions (122)... Contributed eight punt returns for 82 yards (10.3 avg.)... Earned his fourth career Pro Bowl honor and received first-team All-Pro recognition from the Associated Press... Joined Cris Carter as the only players in NFL history with two career 120-catch seasons... Started all three playoff games and registered 19 receptions for 168 yards (8.8 avg.) with one touchdown... Tied for the longest play from scrimmage in NFL history with his 99-yard touchdown reception from quarterback Tom Brady in the fourth quarter at Mia. (9/12)... Caught a career-best 16 passes for 217 yards—setting franchise records in both categories—at Buf. (9/25)... Recorded his 500th catch as a Patriot at NYJ (11/13) in his 70th game with the organization to become the fastest player to record 500 receptions with one team... Caught seven passes for 60 yards (8.6 avg.) and added two rushes for 21 yards (10.5 avg.) in Super Bowl XLVI vs. NYG. (2/5).

**2010:** Welker earned his third career Pro Bowl honor and was the team's recipient of the Ed Block Courage Award after returning from a knee injury in the 2009 finale and starting 11-of 15 regular-season games for New England... Totaled 86 catches for 848 yards (9.9 avg.) with seven touchdowns in addition to five punt returns for 36 yards (7.2 avg.)... Converted an extra point attempt and handled a kickoff at Cle. (11/7), filling in for injured kicker Stephen Gostkowski... Recorded seven catches for 57 yards (8.1 avg.) in New England's AFC Divisional Playoff Game vs. NYJ (1/16).

**2009:** Welker totaled a career-high 123 receptions (T-2nd in NFL single-season history) for 1,348 yards (11.0 avg.) and four touchdowns to earn first-team All-Pro honors from the Associated Press as well as his second Pro Bowl selection... Returned 27 punts for 338 yards to rank first in the AFC and second in the NFL with a 12.5-yard average... Added two kickoff returns for 45 yards (22.5 avg.)... Recorded 12 catches for 93 yards (7.8 avg.) in the Patriots' season opener vs. Buf. (9/14) before missing the next two games due to injury... Injured his knee in New England's final regular-season game at Hou. (1/3) and missed the entire postseason after being placed on injured reserve on Jan. 6.

**2008:** Welker earned his first career Pro Bowl selection after opening 14-of-16 regular-season games for the Patriots and catching 111 passes for 1,165 yards (10.5 avg.) with three touchdowns... Added 24 punt returns for 237 yards (9.9 avg.) and one kickoff return for 26 yards... Received second-team All-Pro recognition from the Associated Press... Set an NFL record by catching at least six passes in each of the first 11 games of a season.

**2007:** Welker started 13-of-16 regular-season games in his first year with the Patriots, catching a fran-

## WELKER AMONG MOST ACCOMPLISHED UNDRAFTED PLAYERS

MOST RECEIVING YARDS BY AN UNDRAFTED PLAYER, NFL HISTORY						
Player	Years	Rec.	Yds.	Avg.	TDs	
1. Rod Smith, Den.	1996-2006	849	11,389	13.4	68	
2. <b>Wes Welker, S.D./Mia./N.E.</b>	2006-Pres.	829	9,228	11.2	47	
3. Gary Clark, Was./Ari./Mia.	1985-95	699	10,856	15.5	65	
4. Antonio Gates, S.D.	2003-Pres.	642	8,321	13.0	83	
5. Wayne Chrebet, NYJ	1995-2005	580	7,365	12.7	41	

## WELKER A DOUBLE-DIGIT THREAT

### MOST GAMES WITH 10+ RECEPTIONS, NFL HISTORY

Player	Team(s)	No.
1. Wes Welker	S.D./Mia./N.E.	18
Andre Johnson	Houston	18
3. Jerry Rice	S.F./Oak./Sea.	17
4. Brandon Marshall	Den./Mia./Chi.	16
Marvin Harrison	Indianapolis	16

chise-record 112 passes for 1,175 yards (10.5 avg.) with eight touchdowns to go a long with 25 punt returns for 249 yards (10.0 avg.) and seven kickoff returns for 176 yards (25.1 avg.)... Named to the Associated Press All-Pro second team... Opened all three postseason games and totaled 27 receptions for 213 yards (7.9 avg.) with two touchdowns... Topped the 1,000-yard mark for the first time in his career vs. NYJ (12/16)... Led the team in catches (11) and yards (122) at NYG (12/29) while breaking Troy Brown's franchise single-season record of 101 receptions... Tied for the most catches (11) in Super Bowl history while adding 103 receiving yards in the Patriots' S.B. XLII loss vs. NYG (2/3).

**2006:** Welker played all 16 games (2 starts) and led the Dolphins with 67 receptions while placing second on the team with 687 receiving yards (10.3 avg.)... Returned 41 punts for 378 yards (9.2 avg.) and 48 kickoffs for 1,064 yards (22.2 avg.).

**2005:** Welker saw action in all 16 games (1 start) for the first time in his career and caught 29 passes for 434 yards (15.0 avg.)... Added 43 punt returns for 390 yards (9.1 avg.) and 61 kickoff returns for 1,379 yards (22.6 avg.)... Made the first start of his career vs. Oak. (11/27), catching one pass for 16 yards and returning five kickoffs for 141 yards (28.2 avg.).

**2004:** Welker, who entered the NFL with San Diego as a college free agent on April 30, played one game for the Chargers before being waived and signing with Miami for the rest of the season... Made his NFL debut and returned four kickoffs for 102 yards (25.5 avg.) at Hou. (9/12) in his only game with San Diego before being waived on Sept. 15... Signed by the Dolphins on Sept. 21 and played 14 more games for Miami totaling 43 punt returns for 464 yards (10.8 avg.) and 57 kickoff returns for 1,313 yards (23.0 avg.), including a 95-yard touchdown... Pressed into service as an emergency kicker at N.E. (10/10) when Olindo Mare injured his calf in pre-game warm ups and was named AFC Special Teams Player of the Week after converting a 29-yard field goal and an extra point attempt as well as handling the team's kickoff duties... Posted a career-long 71-yard punt return on *Monday Night Football* vs. N.E. (12/20)... Recorded a 95-yard kickoff return for a touchdown in Miami's season finale vs. Bal. (1/2) to become the first Dolphins player in 15 years to return a kickoff for a score.

**COLLEGE:** Welker appeared in 50 career games as a four-year letterman for Texas Tech University, finishing with a school-record 259 receptions for 3,069 yards (11.8 avg.) and 21 touchdowns to go along with 559 rushing yards and a touchdown on 79 attempts (7.1 avg.) and 152 punt returns for 1,761 yards (11.6 avg.) and eight scores... Received first-team All-Big 12 Conference accolades in three of his four seasons (2000, 2002-02) and left school as the NCAA career record-holder for punt return yards and punt return scores.

**PERSONAL:** Welker attended Heritage Hall High School in Oklahoma City, where he played running back and defensive back... Accumulated 3,235 rushing yards and 2,551 receiving yards during his prep career while totaling 90 total touchdowns... Named Oklahoma Player of the Year by several media outlets following his senior season... Established the "83 Foundation" to provide underprivileged children an opportunity to play football in his hometown of Oklahoma City... Named the winner of the Dolphins' Nat Moore Community Service Award in 2005... Graduated from Texas Tech with a degree in management... Wesley Welker was born on May 1, 1981, in Oklahoma City.

### WELKER'S REGULAR SEASON RECORD

Year	Club	G	S	RECEIVING				KICKOFF RETURNS				PUNT RETURNS			
				No.	Yds.	Avg.	LG	TD	No.	Yds.	Avg.	LG	TD	No.	FC
2004	S.D./Mia.	15	0	0	0	0.0	—	0	61	1,415	23.2	95t	1	43	12
2005	Miami	16	1	29	434	15.0	47	0	61	1,379	22.6	46	0	43	23
2006	Miami	16	2	67	687	10.3	38	1	48	1,064	22.2	46	0	41	29
2007	New England	16	13	112	1,175	10.5	42	8	7	176	25.1	33	0	25	7
2008	New England	16	14	111	1,165	10.5	64	3	1	26	26.0	26	0	24	6
2009	New England	14	13	123	1,348	11.0	58	4	2	45	22.5	27	0	27	16
2010	New England	15	11	86	848	9.9	35	7	0	0	0.0	—	0	5	7
2011	New England	16	15	122	1,569	12.9	99t	9	0	0	0.0	—	0	8	6
2012	New England	16	12	118	1,354	11.5	59	6	3	33	11.0	17	0	25	7
2013	Denver	10	10	61	648	10.6	33	9	0	0	0.0	—	0	2	1
<b>CAREER TOTALS</b>		<b>150</b>	<b>91</b>	<b>829</b>	<b>9,228</b>	<b>11.1</b>	<b>99t</b>	<b>47</b>	<b>183</b>	<b>4,138</b>	<b>22.6</b>	<b>95t</b>	<b>1</b>	<b>243</b>	<b>114</b>

**ADDITIONAL STATISTICS:** Rushing — 2005 (1 for 5 yds., 5.0 avg., 5 LG), 2007 (4 for 34 yds., 8.5 avg., 27 LG), 2008 (3 for 26 yds., 8.7 avg., 19 LG), 2009 (5 for 36 yds., 7.2 avg., 11 LG), 2011 (4 for 30 yds., 7.5 avg., 19 LG), 2012 (2 for 20 yds., 10.0 avg., 11 LG), TOTAL (19 for 151 yds., 7.9 avg., 27 LG). Special teams tackles — 2004 (7), 2012 (1), 2013 (1), TOTAL (9). Fumble recoveries — 2004 (2), 2006 (1), TOTALS (3). Field goals — 2004 (29-yd. FG, 10/10/04), TOTAL (1-1, 29 LG). PATs — 2004 (1-1, 10/10/04), 2010 (1-1, 11/7/10), TOTAL (2-2). Kickoffs — 2004 (3 for 158 yds., 52.7 avg.), 2010 (1 for 45 yds.), TOTAL (4 for 203 yds., 50.8 avg.).

## WELKER'S POSTSEASON RECORD

Year	Club	G	S	No.	RECEIVING				TD	KICKOFF RETURNS				PUNT RETURNS						
					Yds.	Avg.	LG	TD		No.	Yds.	Avg.	LG	TD	No.	FC	Yds.	Avg.	LG	TD
2007	New England	3	3	27	213	7.9	19	2	0	0	0.0	—	0	2	2	29	14.5	15	0	
2009	New England				INJURED RESERVE															
2010	New England	1	0	7	57	8.1	13	0	0	0	0.0	—	0	0	1	0	0.0	—	0	
2011	New England	3	3	19	168	8.8	19	1	0	0	0.0	—	0	1	2	0	0.0	0	0	
2012	New England	2	2	16	248	15.5	47	1	0	0	0.0	—	0	5	2	56	11.2	28	0	
CAREER TOTALS		9	8	69	686	9.9	47	4	0	0	0.0	—	0	8	7	85	10.6	28	0	

**ADDITIONAL STATISTICS:** Rushing — 2007 (1 for 13 yds., 13.0 avg., 13 LG), 2011 (2 for 21 yds., 10.5 avg., 11 LG), TOTALS (3 for 34 yds., 11.3 avg., 13 LG).

## WELKER'S SINGLE-GAME HIGHS

(Postseason in parentheses)

**Receptions** — 16 at Buffalo, 9/25/11 (11 vs. N.Y. Giants, 2/3/08). **Receiving yards** — 217 at Buffalo, 9/25/11 (131 vs. Houston, 1/13/13). **Longest reception** — 99t at Miami, 9/12/11 (47 vs. Houston, 1/13/13). **Receiving touchdowns** — 2, 10 times, last vs. Philadelphia, 9/29/13 (1, four times, last vs. Baltimore, 1/20/13). **Receiving yards in one quarter** — 106 (4th) at Miami, 9/12/11 (90 (2nd) vs. Houston, 1/13/13). **Receiving yards in one half** — 139 (1st) vs. N.Y. Jets, 11/22/09 (120 (1st) vs. Houston, 1/13/13). **Rushes** — 2, twice, last at New Orleans, 11/30/09 (2 vs. N.Y. Giants, 2/5/12). **Rushing yards** — 27 at Cincinnati, 10/1/07 (21 vs. N.Y. Giants, 2/5/12). **Longest rush** — 27 at Cincinnati, 10/1/07 (13 vs. Jacksonville, 1/12/08). **Rushing touchdowns** — None (none). **Punt returns** — 6 vs. Buffalo, 12/5/04 (4, vs. Baltimore, 1/20/13). **Punt return yards** — 117 at Indianapolis, 11/15/09 (56 vs. Baltimore, 1/20/13). **Longest punt return** — 71 vs. New England, 12/20/04 (28 vs. Baltimore, 1/20/13). **Punt return touchdowns** — None (none). **Kick returns** — 7, twice, last vs. Kansas City, 10/21/05 (none). **Kick return yards** — 210 at Baltimore, 1/2/05 (none). **Longest kick return** — 95t at Baltimore, 1/2/05 (none). **Kick return touchdowns** — 1 at Baltimore, 1/2/05 (none).

## WELKER'S 100-YARD RECEIVING GAMES (31: INCLUDES 3 POSTSEASON)

\*denotes win (Welker's teams are 23-8, including postseason, when he records 100 or more yards receiving in a game.)

Date	Opponent	No.	Yds.	Avg.	LG	TD
10/14/07	at Dallas*	11	124	11.3	35t	2
10/21/07	at Miami*	9	138	15.3	36	2
11/25/07	vs. Philadelphia*	13	149	11.5	42	0
12/29/07	at N.Y. Giants*	11	122	11.1	28	0
2/3/08	vs. N.Y. Giants^	11	103	9.4	19	0
11/9/08	vs. Buffalo*	9	107	11.9	27	0
11/13/08	vs. N.Y. Jets	7	108	15.4	29	0
11/23/08	at Miami*	8	120	15.0	64	0
12/7/08	at Seattle*	12	134	11.2	25	0
10/18/09	vs. Tennessee*	10	150	15.0	48	2
10/25/09	at Tampa Bay*	10	107	10.7	16	1
11/22/09	vs. N.Y. Jets*	15	192	12.8	43	0
12/6/09	at Miami	10	167	16.7	58	0
12/13/09	vs. Carolina*	10	105	10.5	23	0
12/27/09	vs. Jacksonville*	13	138	10.6	29	0
12/12/10	at Chicago*	8	115	14.4	24	0
9/12/11	at Miami*	8	160	20.0	99t	2
9/25/11	at Buffalo	16	217	13.6	33	2
10/2/11	at Oakland*	9	158	17.6	32	1
10/9/11	vs. N.Y. Jets*	5	124	24.8	73	0
11/6/11	vs. N.Y. Giants	9	136	15.1	28	0
11/27/11	at Philadelphia*	8	115	14.4	41t	2
12/4/11	vs. Indianapolis*	11	110	10.0	18	0
12/24/11	vs. Miami*	12	138	11.5	42	0
9/23/12	at Baltimore	8	142	17.8	59	0
9/30/12	at Buffalo*	9	129	14.3	26	0
10/7/12	vs. Denver*	13	104	8.0	15	1
10/14/12	at Seattle	10	138	13.8	46t	1
12/2/12	at Miami*	12	103	8.6	14	1
1/13/2013	vs. Houston*^	8	131	16.4	47	0
1/20/2013	vs. Baltimore^	8	117	14.6	36	1

^Playoff Game

## WES WELKER'S GAME-BY-GAME

(Victories asterisked)

2013 DENVER			RECEIVING					KICK RETURNS					PUNT RETURNS						
Date	Opponent	P/S	No.	Yds.	Avg.	LG	TD	No.	Yds.	Avg.	LG	TD	No.	FC	Yds.	Avg.	LG	TD	
Sep 5	vs. Baltimore*	S	9	67	7.4	15	2	0	0	0.0	—	0	2	1	27	13.5	27	0	
Sep 15	at N.Y. Giants*	S	3	39	13.0	20	1	0	0	0.0	—	0	0	0	0	0.0	—	0	
Sep 23	vs. Oakland*	S	7	84	12.0	32	1	0	0	0.0	—	0	0	0	0	0.0	—	0	
Sep 29	vs. Philadelphia*	S	7	76	10.9	33	2	0	0	0.0	—	0	0	0	0	0.0	—	0	
Oct 6	at Dallas*	S	5	49	9.8	16	1	0	0	0.0	—	0	0	0	0	0.0	—	0	
Oct 13	vs. Jacksonville*	S	6	63	10.5	26	1	0	0	0.0	—	0	0	0	0	0.0	—	0	
Oct 20	at Indianapolis	S	7	96	13.7	25	0	0	0	0.0	—	0	0	0	0	0.0	—	0	
Oct 27	vs. Washington*	S	6	81	13.5	24	1	0	0	0.0	—	0	0	0	0	0.0	—	0	
Nov 10	at San Diego*	S	3	21	7.0	11	0	0	0	0.0	—	0	0	0	0	0.0	—	0	
Nov 17	vs. Kansas City*	S	8	72	9.0	20	0	0	0	0.0	—	0	0	0	0	0.0	—	0	
Regular Season Totals			10/10	61	648	10.6	33	9	0	0	0.0	—	0	2	1	27	13.5	27	0





# SYLVESTER WILLIAMS

92

## DEFENSIVE TACKLE

6-2 • 313 • R • NORTH CAROLINA

**BORN:** Nov. 21, 1988, in Jefferson City, Mo.

**HIGH SCHOOL:** Jefferson City High School, Jefferson City, Mo.

**ACQUIRED:** Draft #1 (28th overall), 2013

**NFL YEAR:** 1st • **YEAR WITH BRONCOS:** 1st

**NFL GAMES PLAYED/STARTED:** 6/0 • **POSTSEASON GP/GS:** 0/0



### WILLIAMS AT A GLANCE:

- A defensive tackle who started all 45 games played during his collegiate career at the University of North Carolina (2011-12) and Coffeyville Community College (2009-10).
- Named a first-team All-America and All-Atlantic Coast Conference selection following his senior campaign in which his six sacks tied for the conference lead among defensive tackles.
- Started all 13 games in his first season at North Carolina in 2011 and was the recipient of the team's Jeffrey Cowell Memorial Award given to the outstanding first-year player for the defense.
- Opened all 20 contests at Coffeyville C.C., working his way up from a walk-on in 2009 to a first-team All-Kansas Jayhawk Community College Conference pick in 2010.
- Worked the night shift at Modine Manufacturing Company making radiator parts for large trucks before enrolling in college and pursuing a career in football.
- Played just one season of football at Jefferson City (Mo.) High School, helping lead his team to a No. 12 final ranking in the state and a Freelance Football League title.
- Selected by the Broncos in the first round (28th overall) of the 2013 NFL Draft.



**2013:** Williams made one solo tackle for a loss in his NFL debut vs. Bal. (9/5)... Made a tackle for a loss and registered a quarterback hit vs. Jac. (10/13).

**2012:** Williams started all 12 games and totaled 42 tackles (21 solo), six sacks (40 yds.), 13.5 tackles for a loss, and six quarterback pressures to earn first-team All-America honors from *Pro Football Weekly* and first-team All-Atlantic Coast Conference accolades from the league coaches... Tied for the most sacks in the ACC by a defensive tackle and helped anchor a Tar Heels defense that ranked fourth in the conference against the rush (142.7 ypg).

**2011:** Williams opened all 13 games in his first season with North Carolina and earned the team's Jeffrey Cowell Memorial Award presented to the defense's outstanding first-year player... Totaled a career-best 54 tackles (23 solo), 2.5 sacks (22 yds.), seven tackles for a loss, five quarterback pressures, one interception, three pass breakups and one forced fumble.

**2010:** Williams notched 49 tackles (17 solo), two sacks (10 yds.), 11.5 tackles for a loss, four quarterback pressures, two pass breakups and one forced fumble in his final season at Coffeyville C.C. to earn honorable mention All-America honors and first-team All-Kansas Jayhawk Community College Conference recognition... Added four blocked kicks on special teams.

**2009:** Williams walked on at Coffeyville and ended up starting all 10 games as a freshman while racking up 39 tackles (23 solo), five sacks (17 yds.) and seven tackles for a loss to earn numerous Division-I scholarship offers.

**HIGH SCHOOL:** Williams played just one season of prep football at Jefferson City (Mo.) High School, making the team as a 310-pound senior and helping the school to a final ranking of No. 12 in the state and a Freelance Football League title.

**PERSONAL:** Williams graduated from North Carolina with a degree in communications... Grew up working on cars with his father and had a job assembling radiator parts for large trucks after high school... Sylvester Williams was born on Nov. 21, 1988, in Jefferson City, Mo.

### WILLIAMS' COLLEGIATE RECORD — N. CAROLINA/COFFEYVILLE C.C.

Year	School	G	S	UT	A	TT	S-Yds.	I-Yds.	PD	FF	FR	TD-Int.	TD-FR	S	Pts.
2009	Coffeyville C.C.	10	10	23	16	39	5-17	0-0	0	0	0	0	0	0	0
2010	Coffeyville C.C.	10	10	17	32	49	2-10	0-0	2	1	0	0	0	0	0
2011	North Carolina	13	13	23	31	54	2.5-22	1-0	3	1	0	0	0	0	0
2012	North Carolina	12	12	21	21	42	6-40	0-0	0	0	0	0	0	0	0
<b>CAREER TOTALS</b>		<b>45</b>	<b>45</b>	<b>84</b>	<b>100</b>	<b>184</b>	<b>15.5-89</b>	<b>1-0</b>	<b>5</b>	<b>2</b>	<b>0</b>	<b>0</b>	<b>0</b>	<b>0</b>	<b>0</b>


**ADDITIONAL STATISTICS:** Blocked kicks — 2010 (4), TOTAL (4).



**SYLVESTER WILLIAMS' GAME-BY-GAME**

(Victories asterisked)

2013 DENVER		TACKLES								
Date	Opponent	P/S	UT	A	TT	S-Yds.	I-Yds.	PD	FF	FR
Sep 5	vs. Baltimore*	P	1	0	1	0-0	0-0	0	0	0
Sep 15	at N.Y. Giants*	P	0	1	1	0-0	0-0	0	0	0
Sep 23	vs. Oakland*	P	0	0	0	0-0	0-0	0	0	0
Sep 29	vs. Philadelphia*				INACTIVE					
Oct 6	at Dallas*	P	0	0	0	0-0	0-0	0	0	0
Oct 13	vs. Jacksonville*	P	1	0	1	0-0	0-0	0	0	0
Oct 20	at Indianapolis*	P	0	2	2	0-0	0-0	0	0	0
Oct 27	vs. Washington*				INACTIVE					
Nov 10	at San Diego*				INACTIVE					
Nov 17	vs. Kansas City*				INACTIVE					
<b>Regular Season Totals</b>		<b>6/0</b>	<b>2</b>	<b>2</b>	<b>5</b>	<b>0-0</b>	<b>0-0</b>	<b>0</b>	<b>0</b>	<b>0</b>



# DEREK WOLFE

95

## DEFENSIVE END

6-5 • 285 • 2ND YR. • CINCINNATI

BORN: Feb. 24, 1990, in Lisbon, Ohio

HIGH SCHOOL: Beaver Local High School, Lisbon, Ohio

ACQUIRED: Draft #2a (36th overall), 2012

NFL YEAR: 2nd • YEAR WITH BRONCOS: 2nd

NFL GAMES PLAYED/STARTED: 26/26 • POSTSEASON GP/GS: 1/1



### WOLFE AT A GLANCE:

- A second-year player who in 2012 joined Barney Chavous (1973) as the only Broncos defensive linemen in team history to start every game as a rookie.
- Finished fourth on the team with six sacks (41 yds.) during his rookie campaign while participating in the seventh-most defensive snaps (903) on the club.
- Started his final 38 games at the University of Cincinnati, finishing fourth on the Bearcats' all-time list with 19.5 career sacks.
- Named Big East Conference co-Defensive Player of the Year and earned second-team All-America honors as a senior in 2011 after recording 9.5 sacks on the season and ranking first among Football Subdivision defensive tackles with 21.5 tackles for a loss.
- Recognized as the All-American Strength and Conditioning Athlete of the Year by the National Strength and Conditioning Association (NSCA) in April 2011.
- Selected by the Broncos in the second round (36th overall) of the 2012 NFL Draft.

**CAREER TRANSACTIONS:** Signed by Denver as a draft choice 5/21/12.



**2013:** Wolfe made a pair of tackles behind the line of scrimmage in Denver's Week 1 win vs. Bal. (9/5)... Made three tackles and recorded a quarterback hit at NYG (9/15)... Sacked Michael Vick for a 6-yard loss vs. Phi. (9/29)... Made a tackle for a loss vs. Jac. (10/13)... Recovered his first career fumble and sacked Robert Griffin III vs. Was. (10/27)... Sacked Philip Rivers for a 5-yard loss at S.D. (11/10)... Sacked Alex Smith for a 14-yard loss vs. K.C. (11/17).

**2012:** Wolfe opened all 16 regular-season games as well as Denver's postseason contest to join Barney Chavous (1973) as the only defensive linemen in Broncos history to start every game as a rookie... Finished third on the team with six sacks (41 yds.) and added 40 tackles (26 solo) while playing 903 defensive snaps... Became just the sixth Broncos rookie to register a sack in the team's season opener as he dropped quarterback Ben Roethlisberger for a 9-yard loss vs. Pit. (9/9)... Sacked quarterback Brady Quinn for a 5-yard loss in the second quarter vs. K.C. (12/30) to mark his third consecutive game with a quarterback takedown... Made three tackles in Denver's AFC Divisional Playoff Game vs. Bal. (1/12).

**COLLEGE:** Wolfe played 45 career games at the University of Cincinnati, starting his final 38 games and totaling 161 tackles (89 solo), 19.5 sacks (126 yds.), two passes defended, three forced fumbles and three fumble recoveries... Finished fourth on the school's all-time sack list... Named Big East Conference co-Defensive Player of the Year and a second-team All-America selection after totaling 70 tackles (37 solo), 9.5 sacks (66 yds.), two forced fumbles and one fumble recovery as a senior... Ranked fifth in the nation with 21.5 tackles for a loss—a total that represented the fourth-most in school history and the most by a Football Bowl Subdivision defensive tackle in 2011... Recorded 48 tackles (29 solo), four sacks (21 yds.) and one pass defended as a junior to earn second-team all-conference honors from *The NFL Draft Report*... Contributed as a 13-game starter as a sophomore, totaling 41 tackles (21 solo), five sacks (32 yds.), one forced fumble and one fumble recovery... Played seven games at defensive tackle as a true freshman after being recruited to the Bearcats as an offensive tackle.

**PERSONAL:** Wolfe lettered three times as a defensive end, outside linebacker, tight end and offensive tackle at Beaver Local High School in Lisbon, Ohio, where he finished his prep career with 205 tackles... Collected 78 tackles and seven sacks as a senior in 2007 to earn Division III All-Ohio, All-Ohio Valley Athletic Conference, All-Eastern District and All-Ohio Valley Class AAAA first-team honors... Competed on the school's powerlifting team and qualified for the state finals as a junior and senior... Majored in criminal justice at Cincinnati and was named to the Big East Academic Honor Roll as a senior... Derek J. Wolfe was born on Feb. 24, 1990, in Lisbon, Ohio.

### WOLFE MAKES AN IMMEDIATE IMPACT

#### DEFENSIVE LINEMEN TO START EVERY GAME AS A ROOKIE, BRONCOS HISTORY

Player	Year	GS	TT	UT	AT	Sk
Barney Chavous	1973	14	43	28	15	6.0
Derek Wolfe	2012	16	40	26	14	6.0

### WOLFE'S REGULAR SEASON RECORD

Year	Club	G	S	UT	A	TT	S-Yds.	I-Yds.	PD	FF	FR	TD-Int.	TD-FR	S	Pts.
2012	Denver	16	16	26	14	40	6-41	0-0	2	0	0	0	0	0	0
2013	Denver	10	10	11	5	16	4-34	0-0	0	0	1	0	0	0	0
<b>CAREER TOTALS</b>		<b>26</b>	<b>26</b>	<b>37</b>	<b>19</b>	<b>56</b>	<b>10-75</b>	<b>0-0</b>	<b>2</b>	<b>0</b>	<b>1</b>	<b>0</b>	<b>0</b>	<b>0</b>	<b>0</b>

### WOLFE'S POSTSEASON RECORD

Year	Club	G	S	UT	A	TT	S-Yds.	I-Yds.	PD	FF	FR	TD-Int.	TD-FR	S	Pts.
2012	Denver	1	1	2	1	3	0-0	0-0	0	0	0	0	0	0	0
<b>CAREER TOTALS</b>		<b>1</b>	<b>1</b>	<b>2</b>	<b>1</b>	<b>3</b>	<b>0-0</b>	<b>0-0</b>	<b>0</b>	<b>0</b>	<b>0</b>	<b>0</b>	<b>0</b>	<b>0</b>	<b>0</b>

### WOLFE'S SINGLE-GAME HIGHS

(Postseason in parentheses)

**Tackles** — 6 at Cincinnati, 11/4/12 (3 vs. Baltimore, 1/12/13). **Sacks** — 1, eight times, last vs. Washington, 10/27/13 (none). **Sack yards** — 14 vs. Kansas City, 11/17/13 (none). **Pass breakups** — 1 vs. Washington, 10/27/13 (none). **Fumble recoveries** — 1, twice, last at Cincinnati, 11/4/12 (none). **Fumble return yards** — 1 vs. Washington, 10/27/13 (none).

### DEREK WOLFE'S GAME-BY-GAME

(Victories asterisked)

2013 DENVER		TACKLES									
Date	Opponent	P/S	UT	A	TT	S-Yds.	I-Yds.	PD	FF	FR	
Sep 5	vs. Baltimore*	S	3	1	4	0-0	0-0	0	0	0	
Sep 15	at N.Y. Giants*	S	1	2	3	0-0	0-0	0	0	0	
Sep 23	vs. Oakland*	S	0	0	0	0-0	0-0	0	0	0	
Sep 29	vs. Philadelphia*	S	2	0	2	1-6	0-0	0	0	0	
Oct 6	at Dallas*	S	0	0	0	0-0	0-0	0	0	0	
Oct 13	vs. Jacksonville*	S	1	1	2	0-0	0-0	0	0	0	
Oct 20	at Indianapolis	S	0	0	0	0-0	0-0	0	0	0	
Oct 27	vs. Washington*	S	1	1	2	1-9	0-0	0	0	1	
Nov 10	at San Diego*	S	1	0	1	1-5	0-0	0	0	0	
Nov 17	vs. Kansas City*	S	2	0	2	1-14	0-0	0	0	0	
<b>Regular Season Totals</b>			<b>10/10</b>	<b>11</b>	<b>5</b>	<b>16</b>	<b>4-34</b>	<b>0-0</b>	<b>0</b>	<b>0</b>	<b>1</b>



## WESLEY WOODYARD

52

LINEBACKER

6-0 • 233 • 6TH YR. • KENTUCKY

BORN: July 21, 1986, in LaGrange, Ga.

HIGH SCHOOL: LaGrange (Ga.) High School

ACQUIRED: College Free Agent, 2008

NFL YEAR: 6th • YEAR WITH BRONCOS: 6th

NFL GAMES PLAYED/STARTED: 81/38 • POSTSEASON GP/GS: 3/1



### WOODYARD AT A GLANCE:

- A sixth-year linebacker who played 73 career regular-season games (30 starts) during his first five NFL seasons, totaling 313 tackles (222 solo), 6.5 sacks (57.5 yds.), four interceptions (40 yds.), five forced fumbles and one fumble recovery.
- Joins Hall of Fame running back Floyd Little as the only players in franchise history to serve as a captain in each of their first five years with the club.
- Totaled 48 special-teams tackles since his rookie year in 2008, and has led the team in that category in three of his five NFL seasons.
- Represented the only player in the NFL in 2012—and just the 12th player in the last 30 years—to record at least 100 tackles, five sacks and three interceptions in a single season.
- Named to *USA Today's* All-Joe Team in 2012 after posting career highs in starts (14), tackles (114), sacks (5.5), interceptions (3), passes defended (6) and fumble recoveries (1).
- Earned AFC Defensive Player of the Week honors following his performance vs. New Orleans (10/28/12), as he became the ninth NFL player since 1982 to collect a sack, an interception and a forced fumble in addition to posting at least 10 tackles in a game.
- Started seven games for the Broncos in 2011 and finished second on the club with 87 tackles (60 solo) to go along with two passes defended and two forced fumbles.
- Registered 35 defensive tackles, one interception and nine special-teams stops—which tied for fourth on the team—in 16 games with Denver in 2009.
- Was the only Bronco in 2008 to rank among the top eight on the team in both defensive tackles (54 - 8th) and special-teams stops (11 - T1st) while seeing time in all 16 games (6 starts) as a rookie.
- Earned the Darrent Williams Good Guy Award from the Denver chapter of the PFWA in 2012 and was named the Broncos' nominee for the Walter Payton NFL Man of the Year in 2010 and '11.
- Earned first-team All-Southeastern Conference honors during each of his final two seasons at Kentucky, where he started 42 career games and had three 100-tackle campaigns.
- Entered the NFL with Denver as a college free agent on April 28, 2008.

**CAREER TRANSACTIONS:** Signed by Denver as a college free agent 4/28/08.



**2013:** Woodyard finished second on the club with 10 tackles, including half a sack, one tackle for a loss, two quarterback hits and one pass breakup vs. Bal. (9/5)... Finished second with seven tackles and added a pass breakup and a quarterback hit at NYG (9/15)... Tied for the team lead with eight tackles and added half a sack and a pair of QB hits vs. Oak. (9/23)... Recorded half a sack and finished third on the team with eight tackles vs. Phi. (9/29)... Tied for the team lead with 11 tackles at S.D. (11/10).

**2012:** Woodyard played 15 regular-season games, starting a career-high 14 contests, and led the club with 114 tackles (70 solo), to go along with 5.5 sacks (47.5 yds.), three interceptions (40 yds.), six passes defended, one forced fumble and one fumble recovery... Added three special-teams stops... Became the only player in the NFL in 2012—and just the 12th player in the last 30 years—to record at least 100 tackles, five sacks and three interceptions in a single season... Named to *USA Today's* All-Joe Team and earned the Darrent Williams Good Guy Award from the Denver chapter of the Pro Football Writers of America... Earned the AFC Defensive Player of the Week Award honors after setting or matching career highs in nearly every defensive category vs. N.O. (10/28) and becoming the first Bronco to post one sack, one interception and one forced fumble in the same game... Finished with a career-high 14 tackles to lead all players at Cin. (11/4)... Set a career high with 1.5 sacks vs. Cle. (12/23)... Tied for second on the team with seven tackles in Denver's AFC Divisional Playoff Game vs. Bal. (1/12).

**2011:** Woodyard played 15 games, opening a career-high seven contests, and ranked second on the team with 87 tackles (60 solo) to go along with two passes defended and two forced fumbles... Led the club in special-teams

## WOODYARD STUFFS THE STAT SHEET

### NFL PLAYERS WITH 100 TACKLES, FIVE SACKS AND THREE INTERCEPTIONS, SINGLE SEASON (SINCE 1982)

Player	Year	TT	Sk	INT
Dennis Smith, Den.	1983	114	5.0	4
Dave Duerson, Chi.	1986	109	7.0	6
Wilber Marshall, Chi.	1986	105	5.5	5
Seth Joyner, Phi.	1991	110	6.5	3
Wilber Marshall, Was.	1991	135	5.5	5
Seth Joyner, Phi.	1992	121	6.5	4
Rod Woodson, Pit.	1992	100	6.0	4
Mo Lewis, NYJ	1994	130	6.0	4
Greg Lloyd, Pit.	1995	116	6.5	3
Rodney Harrison, S.D.	2000	127	6.0	6
London Fletcher, Stl.	2000	133	5.5	4
Brian Urlacher, Chi.	2001	117	6.0	3
Mike Peterson, Jac.	2005	132	6.0	3
Brian Urlacher, Chi.	2007	123	5.0	5
<b>Wesley Woodyard, Den.</b>	<b>2012</b>	<b>114</b>	<b>5.5</b>	<b>3</b>

tackles (10) for the second consecutive season and the third time in his four years with the Broncos... Added one forced fumble on the kickoff coverage unit... Saw action in both of Denver's postseason games and collected one special-teams stop... Matched a career-high with 13 tackles (10 solo) and added a pass defensed vs. Cin. (9/18)... Forced a Marion Barber fumble vs. Chi. (12/11) in Denver territory in overtime to prevent a game-winning score and set up Denver's offense for the go-ahead field goal.

**2010:** Woodyard was named a team captain for the second consecutive year and played 11 games (3 starts) for Denver while totaling 23 tackles (20 solo), including one sack (10 yds.), in addition to a team-leading 15 special-teams stops... Tied for fifth in the NFL with 1.36 special-teams tackles per game... Recorded his first career sack (10 yds.) in Denver's regular-season finale vs. S.D. (1/2).

**2009:** Woodyard, a team captain, played all 16 games (0 starts) for the Broncos and had 35 tackles (25 solo), one interception, two pass breakups and one forced fumble... Tied for fourth on the team with nine special-teams tackles... Made his first career interception at Cin. (9/13)... Placed second on the club with seven tackles (6 solo) vs. Pit. (11/9)... Had three special-teams tackles at K.C. (12/6).

**2008:** Woodyard, who entered the NFL with the Broncos as a college free agent on April 28, played all 16 games (6 starts) as a rookie and ranked eighth on Denver with 54 tackles (47 solo) while adding one pass breakup and one forced fumble... Tied for the team lead with 11 special-teams tackles, including eight stops on kickoff coverage that tied for the club best... Was the only Bronco to rank among the top eight on the team in both defensive tackles and special-teams stops... Tied for fourth in the league in unassisted tackles (36) according to press box totals during a stretch from Weeks 10-14 when he logged the first five starts of his NFL career... Had three 10-tackle games, including a season-best 13 stops at NYJ (11/30)... Played on special teams only in Denver's first eight contests before moving into a starting role due to injuries at the linebacker position... Also saw time at safety late in the year.

**COLLEGE:** Woodyard earned first-team All-Southeastern Conference honors during each of his final two seasons at the University of Kentucky, where he played 47 career games (42 starts) and led the Wildcats in tackles during each of his last three years... Concluded his collegiate career ranked eighth in UK history with 395 tackles (259 solo) while adding 6.5 sacks (48 yds.), two interceptions, 12 pass breakups, seven forced fumbles and seven fumble recoveries... Led the SEC in tackles per game (10.6) and tied for 14th in the nation with 139 total stops as a senior... Posted 122 tackles as a junior that represented the second-highest total in the SEC and ranked 14th in the nation... Garnered honorable mention All-SEC accolades as a sophomore with 100 tackles (75 solo)... Began his collegiate career as a strong safety before switching to linebacker midway through his freshman season... Earned freshman all-conference honors and became the first-ever UK freshman to serve as a team captain.

**PERSONAL:** Woodyard was named the Georgia Class AAA Defensive Player of the Year by the *Atlanta Journal-Constitution* after posting 125 tackles as a senior at LaGrange (Ga.) High School... Helped his team post a 51-3 combined record during his prep career and win two state championships... Named the Broncos' nominee for the Walter Payton NFL Man of the Year in 2010-11 and earned the Darrent Williams Good Guy Award from the Denver chapter of the Pro Football Writers of America in 2012... Earned a bachelor's degree in social work from Kentucky... Wesley Woodyard was born on July 21, 1986, in LaGrange, Ga.

### WOODYARD'S REGULAR SEASON RECORD

Year	Club	G	S	UT	A	TT	S-Yds.	I-Yds.	PD	FF	FR	TD-Int.	TD-FR	S	Pts.
2008	Denver	16	6	47	7	54	0-0	0-0	1	1	0	0	0	0	0
2009	Denver	16	0	25	10	35	0-0	1-0	2	1	0	0	0	0	0
2010	Denver	11	3	20	3	23	1-10	0-0	0	0	0	0	0	0	0
2011	Denver	15	7	60	27	87	0-0	0-0	2	2	0	0	0	0	0
2012	Denver	15	14	70	44	114	5.5-47.5	3-40	6	1	1	0	0	0	0
2013	Denver	8	8	29	27	56	1.5-11	0-0	3	0	0	0	0	0	0
<b>CAREER TOTALS</b>		<b>81</b>	<b>38</b>	<b>251</b>	<b>118</b>	<b>369</b>	<b>8-68.5</b>	<b>4-40</b>	<b>14</b>	<b>5</b>	<b>1</b>	<b>0</b>	<b>0</b>	<b>0</b>	<b>0</b>

**ADDITIONAL STATISTICS:** Special teams tackles — 2008 (11), 2009 (9), 2010 (15), 2011 (10), 2012 (3), TOTAL (48). Special teams fumbles — 2011 (1), TOTAL (1). Fumble return yards — 2012 (12), TOTAL (12).

### WOODYARD'S POSTSEASON RECORD

Year	Club	G	S	UT	A	TT	S-Yds.	I-Yds.	PD	FF	FR	TD-Int.	TD-FR	S	Pts.
2011	Denver	2	0	0	0	0	0-0	0-0	0	0	0	0	0	0	0
2012	Denver	1	1	7	0	7	0-0	0-0	0	0	0	0	0	0	0
<b>CAREER TOTALS</b>		<b>3</b>	<b>1</b>	<b>7</b>	<b>0</b>	<b>7</b>	<b>0-0</b>	<b>0-0</b>	<b>0</b>	<b>0</b>	<b>0</b>	<b>0</b>	<b>0</b>	<b>0</b>	<b>0</b>

**ADDITIONAL STATISTICS:** *Special teams tackles — 2011 (1), TOTAL (1).*

### WOODYARD'S SINGLE-GAME HIGHS

*(Postseason in parentheses)*

**Tackles** — 14 at Cincinnati, 11/4/12 (7 vs. Baltimore, 1/12/13). **Interceptions** — 1, four times, last vs. San Diego, 11/18/12 (none). **Interception return yards** — 25 vs. San Diego, 11/18/12 (none). **Sacks** — 1.5 vs. Cleveland, 12/23/12 (none). **Sack yards** — 12 vs. New Orleans, 10/28/12 (none). **Pass breakups** — 2 vs. New Orleans, 10/28/12 (none). **Fumble return yards** — 12 vs. San Diego, 11/18/12 (none). **Special-teams tackles** — 3, twice, last vs. St. Louis, 11/28/10 (1 at New England, 12/14/12).

### WESLEY WOODYARD'S GAME-BY-GAME

*(Victories asterisked)*

2013 DENVER		TACKLES									
Date	Opponent	P/S	UT	A	TT	S-Yds.	I-Yds.	PD	FF	FR	
Sep 5	vs. Baltimore*	S	5	5	10	0.5-4	0-0	1	0	0	
Sep 15	at N.Y. Giants*	S	4	3	7	0-0	0-0	1	0	0	
Sep 23	vs. Oakland*	S	4	4	8	0.5-5.5	0-0	0	0	0	
Sep 29	vs. Philadelphia*	S	4	4	8	0.5-1.5	0-0	0	0	0	
Oct 6	at Dallas*	S	2	0	2	0-0	0-0	0	0	0	
Oct 13	vs. Jacksonville*				INACTIVE						
Oct 20	at Indianapolis				INACTIVE						
Oct 27	vs. Washington*	S	4	1	5	0-0	0-0	0	0	0	
Nov 10	at San Diego*	S	5	6	11	0-0	0-0	1	0	0	
Nov 17	vs. Kansas City*	S	1	4	5	0-0	0-0	0	0	0	
<b>Regular Season Totals</b>			<b>8/8</b>	<b>29</b>	<b>27</b>	<b>56</b>	<b>1.5-11</b>	<b>0-0</b>	<b>3</b>	<b>0</b>	<b>0</b>





# Denver 49, Baltimore 27

Thursday, Sept. 5, 2013 • 7:13 p.m. MDT • Sports Authority Field at Mile High • Denver

**WEATHER:** Mostly Cloudy, Light Rain, 83°, Wind NW 7 mph • **TIME:** 3:38 • **ATTENDANCE:** 76,977

Behind an historic effort from quarterback Peyton Manning, the Denver Broncos defeated the reigning Super Bowl Champion Baltimore Ravens in the 2013 NFL Kickoff Game at Sports Authority Field at Mile High in front of 76,977 fans.

Manning, who matched an NFL record with seven touchdown passes and tied for the third-most passing yards (462) in club annals, made sure the Broncos came out on top against the team that eliminated them from the playoffs the previous year.

The heroics didn't happen immediately as a 33-minute weather delay pushed back the opening kickoff and the Broncos found themselves behind for much of the first half.

The Ravens scored the first points of the game on a 10-play, 80-yard drive that resulted in a two-yard touchdown pass from quarterback Joe Flacco to fullback Vonta Leach.

After being held scoreless in the first quarter, the Broncos were able to force a turnover deep in Ravens territory when cornerback Chris Harris intercepted Flacco at the Baltimore 24-yard line. On the next play, Manning threw a 24-yard touchdown pass to tight end Julius Thomas.

Baltimore and Denver traded scores on the next two series with a 1-yard rushing touchdown by Ravens running back Ray Rice and a 23-yard touchdown reception by Julius Thomas.

Baltimore entered halftime with a 17-14 lead after kicker Justin Tucker connected on a 25-yard field goal late in the second quarter.

The Broncos put up 28 unanswered points on four Manning touchdown passes to open the second half.

Manning's third touchdown came on a 28-yard throw to wide receiver Andre Caldwell. Newly acquired wideout Wes Welker was on the receiving end of Manning's fourth and fifth touchdown passes that put the Broncos up 35-17 entering the fourth quarter.

The Broncos were able to add another touchdown on a 26-yard touchdown reception by wide receiver Demaryius Thomas before the Ravens ended the scoring drought with a 13-yard touchdown reception by wide receiver Marlon Brown with 10:28 left in the fourth quarter.

Manning (27-of-42 passing, 141.1 rating) capped his record night with a 78-yard touchdown pass to Demaryius Thomas late in the fourth quarter to put the Broncos up 49-27.

In addition to scoring the most points ever against the Ravens franchise, the Broncos also produced just the second trio in NFL history to each score multiple receiving touchdowns in the same game (D. Thomas, J. Thomas, Welker).

Defensively, linebacker Shaun Phillips totaled 2.5 sacks (14 yds.) to represent the most quarterback takedowns by a player in his Broncos debut.

## OFFICIALS:

**Referee** — Walt Coleman (65); **Umpire** — Roy Ellison (81); **Head Linesman** — Jerry Bergman (91); **Line Judge** — Rusty Baynes (59); **Side Judge** — Rick Patterson (15); **Field Judge** — Greg Gautreaux (80); **Back Judge** — Greg Yette (38); **Replay** — Bob Boylston.

## DENVER BRONCOS

### OFFENSE

**WR** 88 D. Thomas  
**LT** 78 R. Clady  
**LG** 68 Z. Beadles  
**C** 66 M. Ramirez  
**RG** 65 L. Vasquez  
**RT** 74 O. Franklin  
**TE** 80 J. Thomas  
**WR** 87 E. Decker  
**WR** 83 W. Welker  
**QB** 18 P. Manning  
**RB** 27 K. Moreno

### DEFENSE

**LDE** 95 D. Wolfe  
**DT** 99 K. Vickerson  
**NT** 94 T. Knighton  
**RDE** 91 R. Ayers  
**WLB** 59 D. Trevathan  
**MLB** 52 W. Woodyard  
**CB** 25 C. Harris  
**LCB** 32 T. Carter  
**RCB** 45 D. Rodgers-Cromartie  
**SS** 33 D. Ihenacho  
**FS** 26 R. Moore

**BRONCOS SUBSTITUTIONS:** P 4 B.Colquitt, K 5 M.Prater, WR 11 T.Holliday, WR 12 A.Caldwell, S 20 M.Adams, RB 21 R.Hillman, RB 28 M.Ball, S 30 D.Bruton, S 31 O.Bolden, CB 36 K.Webster, LS 46 A.Brewer, LB 51 P.Lenon, MLB 53 S.Johnson, MLB 56 N.Irving, LB 57 A.Robinson, C 60 S.Vallos, T 75 C.Clark, TE 84 J.Tamme, TE 85 V.Green, SLB 90 S.Phillips, DT 92 S.Williams, DT 96 M.Unrein, DE 97 M.Jackson. **DID NOT PLAY:** QB 17 B.Osweiler. **INACTIVE:** QB 2 Z.Dysert, RB 22 C.Anderson, CB 23 Q.Jammer, CB 24 C.Bailey, G 72 J.Moffitt, G 73 C.Kuper, TE 81 J.Dreessen.

## BALTIMORE RAVENS

### OFFENSE

**WR** 82 T. Smith  
**LT** 78 B. McKinnie  
**LG** 72 K. Osemele  
**C** 66 G. Gradkowski  
**RG** 73 M. Yanda  
**RT** 74 M. Oher  
**TE** 84 E. Dickson  
**WR** 14 M. Brown  
**QB** 5 J. Flacco  
**FB** 44 V. Leach  
**RB** 27 R. Rice

### DEFENSE

**DE** 99 C. Canty  
**NT** 92 H. Ngata  
**RUSH** 55 T. Suggs  
**WILL** 56 J. Bynes  
**MIKE** 51 D. Smith  
**SAM** 58 E. Dumervil  
**CB** 24 C. Graham  
**LCB** 21 L. Webb  
**RCB** 22 J. Smith  
**SS** 32 J. Ihedigbo  
**FS** 29 M. Huff

**RAVENS SUBSTITUTIONS:** P 4 S.Koch, K 9 J.Tucker, WR 12 J.Jones, CB 23 C.Brown, S 26 M.Elam, S 28 B.Trawick, RB 30 B.Pierce, FB 40 K.Jusczyk, S 41 A.Levine, LS 46 M.Cox, ILB 50 A.McClellan, LB 54 R.James, ILB 59 A.Brown, NT 62 T.Cody, C 68 A.Shipley, G/T 71 R.Wagner, WR 80 B.Stokley, TE 86 B.Bajama, TE 87 D.Clark, OLB 90 P.McPhee, OLB 91 C.Upshaw, DE 96 M.Spears. **DID NOT PLAY:** QB 2 T.Taylor, DE 93 D.Tyson. **INACTIVE:** WR 13 A.Mellette, G/T 76 J.Reid, G 77 R.Jensen, WR 83 D.Thompson, OLB 94 J.Simon, DT 97 A.Jones, DT 98 B.Williams.

		1	2	3	4	OT	TOTAL	FIELD GOALS (made ( ) missed)
<b>VISITOR</b>	Baltimore Ravens	7	10	0	10	—	27	J. Tucker (25) (30)
<b>HOME</b>	Denver Broncos	0	14	21	14	—	49	

Team	Qtr	Clock Time	PLAY DESCRIPTION (Extra Point) (Drive Info)	SCORE Visitor Home
RAVENS	1	7:11	V. Leach 2 yd. pass from J. Flacco (J. Tucker kick) (10-80, 3:58)	7 0
BRONCOS	2	11:35	J. Thomas 24 yd. pass from P. Manning (M. Prater kick) (1-24, 0:05)	7 7
RAVENS	2	8:03	R. Rice 1 yd. run (J. Tucker kick) (1-1, 0:05)	14 7
BRONCOS	2	5:34	J. Thomas 23 yd. pass from P. Manning (M. Prater kick) (6-80, 2:29)	14 14
RAVENS	2	0:07	J. Tucker 25 yd. Field Goal (13-77, 3:12)	17 14
BRONCOS	3	12:30	A. Caldwell 28 yd. pass from P. Manning (M. Prater kick) (6-80, 2:30)	17 21
BRONCOS	3	10:28	W. Welker 5 yd. pass from P. Manning (M. Prater kick) (2-10, 0:40)	17 28
BRONCOS	3	6:37	W. Welker 2 yd. pass from P. Manning (M. Prater kick) (9-63, 2:29)	17 35
BRONCOS	4	13:13	D. Thomas 26 yd. pass from P. Manning (M. Prater kick) (5-56, 1:33)	17 42
RAVENS	4	10:28	M. Brown 13 yd. pass from J. Flacco (J. Tucker kick) (5-80, 1:38)	24 42
RAVENS	4	5:29	J. Tucker 30 yd. Field Goal (8-57, 2:38)	27 42
BRONCOS	4	4:30	D. Thomas 78 yd. pass from P. Manning (M. Prater kick) (3-80, 0:59)	27 49





## Denver 41, N.Y. Giants 23

Sunday, Sept. 15, 2013 • 4:25 p.m. EDT • MetLife Stadium • East Rutherford, N.J.

**WEATHER:** Mostly Sunny, 70°, Wind SSW 3 mph • **TIME:** 3:20 • **ATTENDANCE:** 81,285

The Denver Broncos tied a franchise record with their seventh consecutive road win in a 41-23 victory over the New York Giants at MetLife Stadium in East Rutherford, N.J.

In perhaps the final regular-season meeting between Broncos quarterback Peyton Manning and his younger brother, Giants quarterback Eli Manning, the elder signal caller came out on top for the third time in three tries.

After tying the NFL record with seven touchdown passes in Week One, Peyton Manning etched his name in the record books again by surpassing 60,000 career passing yards on Denver's first offensive drive. He became the third NFL player (and the fastest) to reach that milestone.

Denver's initial 90-yard drive did not lead to points as rookie running back Montee Ball fumbled on the Giants' 5-yard line and safety Ryan Mundy recovered the ball in the end zone for a touchback.

New York was able to capitalize on the turnover when kicker Josh Brown connected on a 36-yard field goal that put the Giants up 3-0 mid way through the first quarter.

Denver put their first points on the board on the second play of the second quarter as running back Knowshon Moreno took a toss out of the backfield and ran 20 yards for a touchdown. The play marked the first of two scoring runs from the New Jersey native who racked up 93 yards on 13 carries (7.2 avg.).

Eli Manning led New York on two scoring drives of 37 yards each that both resulted in Brown field goals (24 and 41 yds.).

Peyton Manning, who finished the game completing 30-of-43 passes (69.8%) for 307 yards with two touchdowns (105.5 rtg.), conducted an efficient two-minute drill at the end of second quarter to set up a 42-yard field goal by kicker Matt Prater to put Denver up 10-9 at halftime.

After forcing a punt on New York's first offensive series of the second half, Manning led the Broncos on a 9-play, 53-yard drive, capping the series with a 2-yard touchdown pass to wide receiver Wes Welker.

Both teams traded touchdowns, and the Broncos led 24-16 entering the fourth quarter.

On the first play of the fourth frame, cornerback Chris Harris recorded the first of three Broncos interceptions in the final quarter, corralling a pass deflection from cornerback Tony Carter. The turnover led to an 11-yard touchdown reception by tight end Julius Thomas.

Wide receiver Trindon Holliday returned a Giants punt 81 yards for a score midway through the fourth quarter to put the game out of reach, and the defense notched two late takeaways to preserve the 41-26 win.

### OFFICIALS:

**Referee** — Gene Steratore (114); **Umpire** — Bill Schuster (129); **Head Linesman** — Wayne Mackie (106); **Line Judge** — Gary Arthur (108); **Side Judge** — Mike Weatherford (116); **Field Judge** — Bob Waggoner (25); **Back Judge** — Dino Paganelli (105); **Replay** — Paul Weidner.

### DENVER BRONCOS

#### OFFENSE

**WR** 88 D. Thomas  
**LT** 78 R. Clady  
**LG** 68 Z. Beadles  
**C** 66 M. Ramirez  
**RG** 65 L. Vasquez  
**RT** 74 O. Franklin  
**TE** 80 J. Thomas  
**WR** 87 E. Decker  
**WR** 83 W. Welker  
**QB** 18 P. Manning  
**RB** 27 K. Moreno

#### DEFENSE

**LDE** 95 D. Wolfe  
**DT** 99 K. Vickerson  
**NT** 94 T. Knighton  
**RDE** 90 S. Phillips  
**SLB** 56 N. Irving  
**MLB** 52 W. Woodyard  
**WLB** 59 D. Trevathan  
**LCB** 25 C. Harris  
**RCB** 45 D. Rodgers-Cromartie  
**SS** 33 D. Ihenacho  
**FS** 26 R. Moore

**BRONCOS SUBSTITUTIONS:** P 4 B.Colquitt, K 5 M.Prater, WR 11 T.Holliday, WR 12 A.Caldwell, S 20 M.Adams, RB 21 R.Hillman, RB 28 M.Ball, S 30 D.Bruton, S 31 O.Bolden, CB 32 T.Carter, CB 36 K.Webster, LS 46 A.Brewer, LB 51 P.Lenon, MLB 53 S.Johnson, LB 57 A.Robinson, C 60 S.Vallos, T 75 C.Clark, TE 84 J.Tamme, TE 85 V.Green, DE 91 R.Ayers, DT 92 S.Williams, DT 96 M.Unrein, DE 97 M.Jackson. **DID NOT PLAY:** QB 17 B.Osweller. **INACTIVE:** QB 2 Z.Dysert, RB 22 C.Anderson, CB 23 Q.Jammer, CB 24 C.Bailey, G 72 J.Moffitt, G 73 C.Kuper, TE 81 J.Dreessen.

### NEW YORK GIANTS

#### OFFENSE

**WR** 88 H. Nicks  
**LT** 65 W. Beatty  
**LG** 77 K. Boothe  
**C** 64 D. Baas  
**RG** 76 C. Snee  
**RT** 72 J. Pugh  
**TE** 83 B. Myers  
**WR** 80 V. Cruz  
**QB** 10 E. Manning  
**FB** 45 H. Hynoski  
**RB** 22 D. Wilson

#### DEFENSE

**LDE** 91 J. Tuck  
**LDT** 97 L. Joseph  
**RDT** 99 C. Jenkins  
**RDE** 94 M. Kiwanuka  
**SLB** 57 J. Williams  
**WLB** 52 S. Paysinger  
**DB** 24 T. Thomas  
**LCB** 23 C. Webster  
**RCB** 20 P. Amukamara  
**SS** 26 A. Rolle  
**FS** 21 R. Mundy

**GIANTS SUBSTITUTIONS:** K 3 J.Brown, P 5 S.Weatherford, WR 12 J.Jernigan, WR 18 L.Murphy, CB 28 J.Hosley, S 30 C.Taylor, CB 31 A.Ross, RB 33 D.Scott, RB 34 B.Jacobs, CB 38 T.McBride, LS 51 Z.DeOssie, LB 55 K.Rivers, LB 58 M.Herzlich, C 63 J.Cordle, DE 69 J.Trattou, T 73 J.Brewer, WR 82 R.Randle, TE 84 L.Donnell, TE 86 B.Pascoe, DE 90 J.Pierre-Paul, DT 93 M.Patterson, DT 95 S.Rogers, DE 98 D.Moore. **DID NOT PLAY:** QB 17 C.Painter. **INACTIVE:** QB 9 R.Nassib, RB 29 M.Cox, LB 59 A.Bradford, T 66 D.Diehl, G 67 B.Mosley, TE 81 A.Robinson, DT 96 J.Hankins.

		1	2	3	4	OT	TOTAL	FIELD GOALS (made ( ) missed)	
<b>VISITOR</b>	Denver Broncos	0	10	14	17	—	41	M. Prater	(42) (47)
<b>HOME</b>	New York Giants	3	6	7	7	—	23	J. Brown	(36) (24) (41)

Team	Qtr	Clock Time	PLAY DESCRIPTION (Extra Point) (Drive Info)	SCORE Visitor	Home
GIANTS	1	7:41	J. Brown 36 yd. Field Goal (7-62, 3:09)	0	3
BRONCOS	2	14:22	K. Moreno 20 yd. run (M. Prater kick) (4-40, 0:48)	7	3
GIANTS	2	6:53	J. Brown 24 yd. Field Goal (6-37, 2:31)	7	6
GIANTS	2	2:19	J. Brown 41 yd. Field Goal (7-37, 3:46)	7	9
BRONCOS	2	0:47	M. Prater 42 yd. Field Goal (8-56, 1:32)	10	9
BRONCOS	3	8:58	W. Welker 2 yd. pass from P. Manning (M. Prater kick) (9-53, 4:28)	17	9
GIANTS	3	3:08	B. Jacobs 1 yd. run (J. Brown kick) (9-81, 5:50)	17	16
BRONCOS	3	0:25	K. Moreno 25 yd. run (M. Prater kick) (7-80, 2:43)	24	16
BRONCOS	4	12:19	J. Thomas 11 yd. pass from P. Manning (M. Prater kick) (5-36, 2:34)	31	16
BRONCOS	4	10:13	T. Holliday 81 yd. punt return (M. Prater kick)	38	16
GIANTS	4	3:59	D. Scott 23 yd. pass from E. Manning (J. Brown kick) (4-71, 1:13)	38	23
BRONCOS	4	2:38	M. Prater 47 yd. Field Goal (7-15, 1:21)	41	23

FINAL INDIVIDUAL STATISTICS																							
Denver Broncos									New York Giants														
RUSHING	ATT	YDS	AVG	LG	TD	RUSHING	ATT	YDS	AVG	LG	TD	RUSHING	ATT	YDS	AVG	LG	TD						
K. Moreno	13	93	7.2	25	2	D. Wilson	7	17	2.4	6	0	D. Wilson	7	17	2.4	6	0						
M. Ball	12	14	1.2	3	0	B. Jacobs	7	4	0.6	5	1	B. Jacobs	7	4	0.6	5	1						
R. Hillman	1	3	3.0	3	0	D. Scott	5	2	0.4	4	0	D. Scott	5	2	0.4	4	0						
P. Manning	3	-3	-1.0	-1	0																		
TOTAL	29	107	3.7	25	2	TOTAL	19	23	1.2	6	1	TOTAL	19	23	1.2	6	1						
PASSING	ATT	CMP	YDS	TKD/YD	TD	LG	IN	Rtg.	PASSING	ATT	CMP	YDS	TKD/YD	TD	LG	IN	Rtg.						
P. Manning	43	30	307	0/0	2	36	0	105.5	E. Manning	49	28	362	1/9	1	51	4	53.3						
TOTAL	43	30	307	0/0	2	36	0	105.5	TOTAL	49	28	362	1/9	7	51	4	53.3						
PASS RECEIVING	NO	YDS	AVG	LG	TD	PASS RECEIVING	NO	YDS	AVG	LG	TD	PASS RECEIVING	NO	YDS	AVG	LG	TD						
E. Decker	9	87	9.7	19	0	V. Cruz	8	118	14.8	51	0	V. Cruz	8	118	14.8	51	0						
J. Thomas	6	47	7.8	19	1	B. Myers	6	74	12.3	27	0	B. Myers	6	74	12.3	27	0						
D. Thomas	5	52	10.4	18	0	H. Nicks	4	83	20.8	34	0	H. Nicks	4	83	20.8	34	0						
W. Welker	3	39	13.0	20	1	L. Donnell	3	31	10.3	11	0	L. Donnell	3	31	10.3	11	0						
K. Moreno	3	14	4.7	6	0	R. Randle	3	14	4.7	8	0	R. Randle	3	14	4.7	8	0						
M. Ball	2	27	13.5	15	0	D. Scott	2	30	15.0	23	1	D. Scott	2	30	15.0	23	1						
A. Caldwell	1	36	36.0	36	0	B. Pascoe	2	12	6.0	9	0	B. Pascoe	2	12	6.0	9	0						
V. Green	1	5	5.0	5	0																		
TOTAL	30	307	10.2	36	2	TOTAL	28	362	12.9	51	1	TOTAL	28	362	12.9	51	1						
INTERCEPTIONS	NO	YDS	AVG	LG	TD	INTERCEPTIONS	NO	YDS	AVG	LG	TD	INTERCEPTIONS	NO	YDS	AVG	LG	TD						
D. Rodgers-Cromartie	1	0	0.0	0	0																		
C. Harris	1	0	0.0	0	0																		
R. Moore	1	0	0.0	0	0																		
T. Carter	1	0	0.0	0	0																		
TOTAL	4	0	0.0	0	0	TOTAL	0	0	0.0	—	0	TOTAL	0	0	0.0	—	0						
PUNTING	NO	YDS	AVG	NET	TB	IN20	LG	PUNTING	NO	YDS	AVG	NET	TB	IN20	LG	PUNTING	NO	YDS	AVG	NET	TB	IN20	LG
B. Colquitt	5	210	42.0	39.4	0	2	53	S. Weatherford	5	231	46.2	22.0	0	1	50	B. Colquitt	5	210	42.0	39.4	0	2	53
TOTAL	5	210	42.0	39.4	0	2	53	TOTAL	5	231	46.2	22.0	0	1	50	TOTAL	5	210	42.0	39.4	0	2	53
PUNT RETURNS	NO	YDS	AVG	FC	LG	TD	PUNT RETURNS	NO	YDS	AVG	FC	LG	TD	PUNT RETURNS	NO	YDS	AVG	FC	LG	TD			
T. Holliday	4	121	30.3	1	81	1	R. Randle	2	13	6.5	2	7	0	J. Jernigan	0	0	0.0	1	0	0			
							J. Jernigan	0	0	0.0	1	0	0										
RETURNS	4	121	30.3	1	81	1	RETURNS	2	13	6.5	3	7	0	RETURNS	2	13	6.5	3	7	0			
KICKOFF RETURNS	NO	YDS	AVG	FC	LG	TD	KICKOFF RETURNS	NO	YDS	AVG	FC	LG	TD	KICKOFF RETURNS	NO	YDS	AVG	FC	LG	TD			
T. Holliday	2	34	17.0	0	22	0	D. Wilson	5	121	24.2	0	30	0	[DOWNED]	1	0	0.0	0	0	0			
[DOWNED]	1	0	0.0	0	0	0	[TOUCHBACK]	3	0	0.0	0	0	0	[TOUCHBACK]	3	0	0.0	0	0	0			
[TOUCHBACK]	3	0	0.0	0	0	0																	
RETURNS	2	34	17.0	0	22	0	RETURNS	5	121	24.2	0	30	0	RETURNS	2	34	17.0	0	22	0			
Denver Broncos	Own			Opp.			Out			New York Giants	Own			Opp.			Out						
FUMBLES	Fum	Lost	Rec.	Yds	TD	FF	Rec.	Yds	TD	Bnds	FUMBLES	Fum	Lost	Rec.	Yds	TD	FF	Rec.	Yds	TD	Bnds		
M. Ball	1	1	0	0	0	0	0	0	0	0	P. Amukamara	0	0	0	0	0	1	0	0	0	0		
D. Thomas	1	0	0	0	0	0	0	0	0	0	C. Jenkins	0	0	0	0	0	1	0	0	0	0		
K. Moreno	0	0	1	5	0	0	0	0	0	0	R. Mundy	0	0	0	0	0	0	1	0	0	0		
TOTAL	2	1	1	5	0	0	0	0	0	0	TOTAL	0	0	0	0	0	2	1	0	0	0		

FINAL TEAM STATISTICS									
	BRONCOS		GIANTS			BRONCOS		GIANTS	
TOTAL FIRST DOWNS		23		28	FGs - PATs Had Blocked		0-0		0-0
By Rushing		5		3	Net Punting Average		39.4		22.0
By Passing		18		15	TOTAL RETURN YARDAGE (Not Including Kickoffs)		121		13
By Penalty		0		10	No. and Yards Punt Returns		4-121		2-13
THIRD DOWN EFFICIENCY	8-15-53%		1-11-9%		No. and Yards Kickoff Returns		2-34		5-121
FOURTH DOWN EFFICIENCY	0-0-0%		0-1-0%		No. and Yards Interception Returns		4-0		0-0
TOTAL NET YARDS		414		376	PENALTIES Number and Yards	13-132			4-16
Total Offensive Plays (inc. times thrown passing)		72		69	FUMBLES Number and Lost	2-1			0-0
Average gain per offensive play		5.8		5.4	TOUCHDOWNS	5			2
NET YARDS RUSHING		107		23	Rushing	2			1
Total Rushing Plays		29		19	Passing	2			1
Average gain per rushing play		3.7		1.2	Punt Returns	1			0
Tackles for a loss-number and yards		2-6		5-13	EXTRA POINTS Made-Attempts	5-5			2-2
NET YARDS PASSING		307		353	Kicking Made-Attempts	5-5			2-2
Times thrown - yards lost attempting to pass		0-0		1-9	FIELD GOALS Made-Attempts	2-2			3-3
Gross yards passing		307		362	RED ZONE EFFICIENCY	2-3-67%		1-3-33%	
PASS ATTEMPTS-COMPLETIONS-HAD INTERCEPTED	43-30-0		49-28-4		GOAL TO GO EFFICIENCY	1-2-50%		1-1-100%	
Avg gain per pass play (inc.# thrown passing)		7.1		7.1	SAFETIES	0			0
KICKOFFS Number-In End Zone-Touchbacks		8-8-3		6-4-3	FINAL SCORE	41			23
PUNTS Number and Average		5-42.0		5-46.2	TIME OF POSSESSION	28:02			31:58
Had Blocked		0		0					

BRONCOS DEFENSIVE STATISTICS																	
(Press Box Totals)																	
PLAYER	UT	A	TT	S-YDS	I-YDS	PD	FF	FR	PLAYER	UT	A	TT	S-YDS	I-YDS	PD	FF	FR
D. Trevathan	8	2	10	1-9	0-0	0	0	0	T. Knighton	1	2	3	0-0	0-0	0	0	0
W. Woodyard	4	3	7	0-0	0-0	1	0	0	M. Jackson	2	0	2	0-0	0-0	0	0	0
C. Harris	5	1	6	0-0	1-0	2	0	0	N. Irving	1	1	2	0-0	0-0	0	0	0
D. Ihenacho	5	1	6	0-0	0-0	1	0	0	D. Bruton	1	0	1	0-0	0-0	0	0	0
D. Rodgers-Cromartie	3	2	5	0-0	1-0	2	0	0	A. Robinson	1	0	1	0-0	0-0	0	0	0
M. Adams	3	1	4	0-0	0-0	0	0	0	K. Vickerson	1	0	1	0-0	0-0	0	0	0
T. Carter	3	0	3	0-0	1-0	4	0	0	S. Phillips	1	0	1	0-0	0-0	0	0	0
R. Moore	3	0	3	0-0	1-0	2	0	0	S. Williams	0	1	1	0-0	0-0	0	0	0
R. Ayers	3	0	3	0-0	0-0	0	0	0	TEAM TOTALS	46	16	62	1-9	4-0	12	0	0
D. Wolfe	1	2	3	0-0	0-0	0	0	0									





# Denver 37, Oakland 21

Monday, Sept. 23, 2013 • 6:40 p.m. EDT • Sports Authority Field at Mile High • Denver

**WEATHER:** Mostly Clear, 64°, Wind NW 16 mph • **TIME:** 3:02 • **ATTENDANCE:** 76,978

The Denver Broncos tied a franchise record with their 14th consecutive regular season win after defeating the Oakland Raiders 37-21 at Sports Authority Field at Mile High.

While improving to 3-0 for the 12th time in franchise history, the Broncos got the better of their AFC West rivals in record-setting fashion. Quarterback Peyton Manning led the Broncos on an 8-play 55-yard opening drive that resulted in a 2-yard touchdown pass to wide receiver Eric Decker for the game's first points. Decker would finish the game with eight receptions for 133 yards (16.6 avg.).

Denver's defense overwhelmed Oakland much of the first half as the Raiders were forced to punt on their first four possessions. Broncos defensive end Robert Ayers wreaked havoc in the Raiders' backfield most of the game and finished with a career-high two sacks.

After a 53-yard field goal by kicker Matt Prater and another defensive stand by the Broncos defense, Manning was able to orchestrate a 10-play 80-yard scoring drive. He completed all five pass attempts on the series for 55 yards, concluding with a 12-yard touchdown pass to wide receiver Wes Welker.

Oakland's first points of the game came with 6:11 left in the first half when quarterback Terrelle Pryor connected on a 73-yard pass to wide receiver Denarius Moore.

The Broncos wasted little time reacting to the Raiders' score as Manning (32-of-37 passing for 374 yards and three touchdowns) completed a 61-yard pass to Decker on the first play of the resulting series to put Denver deep in Oakland territory. Three plays later, tight end Julius Thomas caught a 13-yard touchdown pass to give Denver a 24-7 lead.

The score was Manning's 12th touchdown pass of the year and made him the first quarterback in NFL history to reach that total just three games into a season.

Prater connected on a 41-yard field goal on Denver's next possession to give the Broncos a 27-7 halftime lead.

Denver's running game was the main attraction of the second half as the Broncos running back committee racked up 111 rushing yards after registering only 55 yards through the first two quarters. Tailbacks Ronnie Hillman (9 att., 66 yards, TD), Montee Ball (11 att., 61 yards) and Knowshon Moreno (12 att., 39 yards) carried the load and helped run down the clock much of the second half.

After a 40-yard field goal from Prater, Oakland was able to conduct their second scoring drive of the game. Pryor (19-of-28 for 281 yards and one touchdown) led the Raiders on a 6-play 70-yard drive, which culminated with a 16-yard touchdown reception from Pryor to fullback Marcel Reece.

In the fourth quarter, Hillman helped secure the Broncos victory with a 1-yard rushing touchdown which led to the 37-21 win.

## OFFICIALS:

**Referee** — Jerome Boger (23); **Umpire** — Tony Michalek (115); **Head Linesman** — Ed Camp (134); **Line Judge** — Tom Stephan (68); **Side Judge** — Allen Baynes (56); **Field Judge** — Dyrrol Prioleau (109); **Back Judge** — Tony Steratore (112); **Replay** — Carl Madsen.

## DENVER BRONCOS

### OFFENSE

**WR** 88 D. Thomas  
**LT** 75 C. Clark  
**LG** 68 Z. Beadles  
**C** 66 M. Ramirez  
**RG** 65 L. Vasquez  
**RT** 74 O. Franklin  
**TE** 80 J. Thomas  
**WR** 87 E. Decker  
**WR** 83 W. Welker  
**QB** 18 P. Manning  
**RB** 27 K. Moreno

### DEFENSE

**LDE** 95 D. Wolfe  
**DT** 99 K. Vickerson  
**NT** 94 T. Knighton  
**RDE** 91 R. Ayers  
**CB** 25 C. Harris  
**MLB** 52 W. Woodyard  
**WLB** 59 D. Trevathan  
**LCB** 32 T. Carter  
**RCB** 45 D. Rodgers-Cromartie  
**SS** 33 D. Ihenacho  
**FS** 26 R. Moore

**BRONCOS SUBSTITUTIONS:** P 4 B.Colquitt, K 5 M.Prater, WR 11 T.Holliday, WR 12 A.Caldwell, S 20 M.Adams, RB 21 R.Hillman, RB 28 M.Ball, S 30 D.Bruton, S 31 O.Bolden, CB 36 K.Webster, LS 46 A.Brewer, LB 51 P.Lenon, MLB 53 S.Johnson, MLB 56 N.Irving, LB 57 A.Robinson, C 60 S.Vallos, G 72 J.Moffitt, TE 84 J.Tamme, TE 85 V.Green, SLB 90 S.Phillips, DT 92 S.Williams, DT 96 M.Unrein, DE 97 M.Jackson. **DID NOT PLAY:** QB 17 B.Osweiler. **INACTIVE:** QB 2 Z.Dysert, RB 22 C.Anderson, CB 23 Q.Jammer, CB 24 C.Bailey, G 73 C.Kuper, T 77 W.Justice, TE 81 J.Dreessen.

## OAKLAND RAIDERS

### OFFENSE

**WR** 17 D. Moore  
**WR** 19 B. Butler  
**LT** 69 K. Barnes  
**LG** 64 A. Gurode  
**C** 61 S. Wisniewski  
**RG** 65 M. Brisiel  
**RT** 79 T. Pashos  
**WR** 80 R. Streater  
**QB** 2 T. Pryor  
**FB** 45 M. Reece  
**RB** 20 D. McFadden

### DEFENSE

**LE** 93 J. Hunter  
**DT** 98 V. Walker  
**NT** 90 P. Sims  
**RE** 99 L. Houston  
**WLB** 94 Ke. Burnett  
**MLB** 53 N. Roach  
**CB** 23 T. Porter  
**LCB** 21 M. Jenkins  
**RCB** 25 D. Hayden  
**SS** 29 B. Ross  
**FS** 24 C. Woodson

**RAIDERS SUBSTITUTIONS:** P 7 M.King, K 11 S.Janikowski, WR 12 J.Ford, QB 15 M.Flynn, CB 22 T.Jones, S 26 U.Young, RB 27 R.Jennings, CB 28 P.Adams, RB 32 J.Stewart, CB 35 C.Chekwa, FB/RB 49 J.Olawale, LB 50 K.Maiava, DE 58 R.Robinson, LS 59 J.Condo, G 63 L.Mady, T 73 M.McCants, DL 75 B.Sanford, TE 81 M.Rivera, TE 85 J.Mastrud, TE 88 N.Kasa, DE 91 J.Crawford, DT 92 S.McGee, LB 95 K.Burnett, DT 96 C.Bilukidi. **INACTIVE:** QB 14 M.McGloin, S 33 T.Branch, LB 55 S.Moore, T 71 M.Watson, G 74 A.McClain, G 76 L.Nix, WR 84 J.Criner.

		1	2	3	4	OT	TOTAL	FIELD GOALS (made ( ) missed)		
<b>VISITOR</b>	Oakland Raiders	0	7	7	7	—	21			
<b>HOME</b>	Denver Broncos	10	17	3	7	—	37	M. Prater (53) (41) (40)		
Team	Qtr	Clock Time	PLAY DESCRIPTION (Extra Point) (Drive Info)					SCORE		
BRONCOS	1	10:28	E. Decker 2 yd. pass from P. Manning (M. Prater kick) (8-55, 3:23)					0	7	
BRONCOS	1	0:47	M. Prater 53 yd. Field Goal (6-24, 3:42)					0	10	
BRONCOS	2	7:27	W. Welker 12 yd. pass from P. Manning (M. Prater kick) (10-80, 4:35)					0	17	
RAIDERS	2	5:57	D. Moore 73 yd. pass from T. Pryor (S. Janikowski kick) (3-80, 1:30)					7	17	
BRONCOS	2	3:40	J. Thomas 13 yd. pass from P. Manning (M. Prater kick) (4-80, 2:17)					7	24	
BRONCOS	2	0:19	M. Prater 41 yd. Field Goal (7-38, 1:30)					7	27	
BRONCOS	3	8:41	M. Prater 40 yd. Field Goal (13-55, 6:19)					7	30	
RAIDERS	3	0:17	M. Reece 16 yd. pass from D. McFadden (S. Janikowski kick) (6-70, 2:26)					14	30	
BRONCOS	4	11:27	R. Hillman 1 yd. run (M. Prater kick) (8-80, 3:50)					14	37	
RAIDERS	4	1:15	D. McFadden 1 yd. run (S. Janikowski kick) (4-20, 1:04)					21	37	

FINAL INDIVIDUAL STATISTICS																					
Oakland Raiders									Denver Broncos												
RUSHING	ATT	YDS	AVG	LG	TD	RUSHING	ATT	YDS	AVG	LG	TD	RUSHING	ATT	YDS	AVG	LG	TD				
T. Pryor	4	36	9.0	23	0	R. Hillman	9	66	7.3	19	1	T. Pryor	4	36	9.0	23	0				
D. McFadden	12	9	0.8	5	1	M. Ball	11	61	5.5	12	0	D. McFadden	12	9	0.8	5	1				
J. Ford	1	4	4.0	4	0	K. Moreno	12	39	3.3	9	0	J. Ford	1	4	4.0	4	0				
						P. Manning	3	-2	-0.7	0	0										
TOTAL	17	49	2.9	23	1	TOTAL	35	164	4.7	19	1	TOTAL	17	49	2.9	23	1				
PASSING	ATT	CMP	YDS	TKD/YD	TD	LG	IN	Rtg.	PASSING	ATT	CMP	YDS	TKD/YD	TD	LG	IN	Rtg.				
T. Pryor	28	19	281	3/23	1	73	0	112.4	P. Manning	37	32	374	1/2	3	61	0	135.8				
M. Flynn	2	1	19	0/0	0	19	0	83.3													
D. McFadden	1	1	16	0/0	1	16	0	158.3													
TOTAL	31	21	316	3/23	2	73	0	122.5	TOTAL	37	32	374	1/2	3	61	0	135.8				
PASS RECEIVING	NO	YDS	AVG	LG	TD																
D. Moore	6	124	20.7	73	1	D. Thomas	10	94	9.4	22	0										
M. Reece	4	45	11.3	19	1	E. Decker	8	133	16.6	61	1										
B. Butler	3	54	18.0	29	0	W. Welker	7	84	12.0	32	1										
R. Streater	3	42	14.0	28	0	J. Thomas	3	37	12.3	14	1										
M. Rivera	2	21	10.5	20	0	R. Hillman	1	12	12.0	12	0										
R. Jennings	2	15	7.5	14	0	K. Moreno	1	6	6.0	6	0										
J. Ford	1	15	15.0	15	0	J. Tamme	1	5	5.0	5	0										
						V. Green	1	3	3.0	3	0										
TOTAL	21	316	15.0	73	2	TOTAL	32	374	11.7	61	3										
INTERCEPTIONS	NO	YDS	AVG	LG	TD	INTERCEPTIONS	NO	YDS	AVG	LG	TD										
TOTAL	0	0	0.0	—	0	TOTAL	0	0	0.0	—	0										
PUNTING	NO	YDS	AVG	NET	TB	IN20	LG	PUNTING	NO	YDS	AVG	NET	TB	IN20	LG						
M. King	6	315	52.5	43.5	1	0	66	B. Colquitt	1	37	37.0	37.0	0	1	37						
TOTAL	6	315	52.5	43.5	1	0	66	TOTAL	1	37	37.0	37.0	0	1	37						
PUNT RETURNS	NO	YDS	AVG	FC	LG	TD	PUNT RETURNS	NO	YDS	AVG	FC	LG	TD								
P. Adams	0	0	0.0	1	0	0	T. Holliday	3	34	11.3	1	20	0								
							[OUT OF BOUNDS]	1	0	0.0	0	0	0								
							[TOUCHBACK]	1	0	0.0	0	0	0								
RETURNS	0	0	0.0	1	0	0	RETURNS	3	34	11.3	1	20	0								
KICKOFF RETURNS	NO	YDS	AVG	FC	LG	TD	KICKOFF RETURNS	NO	YDS	AVG	FC	LG	TD								
J. Ford	2	45	22.5	0	28	0	M. Unrein	1	8	8.0	0	8	0								
[TOUCHBACK]	6	0	0.0	0	0	0	[TOUCHBACK]	2	0	0.0	0	0	0								
RETURNS	2	45	22.5	0	28	0	RETURNS	1	8	8.0	0	8	0								
Oakland Raiders	Own				Opp.				Out	Denver Broncos	Own				Opp.				Out		
FUMBLES	Fum	Lost	Rec.	Yds	TD	FF	Rec.	Yds	TD	Bnds	FUMBLES	Fum	Lost	Rec.	Yds	TD	FF	Rec.	Yds	TD	Bnds
S. Wisniewski	1	0	0	0	0	0	0	0	0	0	P. Manning	2	1	1	-2	0	0	0	0	0	0
T. Pryor	0	0	1	0	0	0	0	0	0	0	M. Ball	1	1	0	0	0	0	0	0	0	0
Ke. Burnett	0	0	0	0	0	1	0	0	0	0											
L. Houston	0	0	0	0	0	1	0	0	0	0											
J. Hunter	0	0	0	0	0	0	1	15	0	0											
M. Jenkins	0	0	0	0	0	0	1	20	0	0											

FINAL TEAM STATISTICS									
	RAIDERS		BRONCOS			RAIDERS		BRONCOS	
TOTAL FIRST DOWNS		13		31	FGs - PATs Had Blocked		0-0		0-0
By Rushing		2		9	Net Punting Average		43.5		37.0
By Passing		11		20	TOTAL RETURN YARDAGE (Not Including Kickoffs)		0		34
By Penalty		0		2	No. and Yards Punt Returns		0-0		3-34
THIRD DOWN EFFICIENCY	5-12-42%		5-9-56%		No. and Yards Kickoff Returns		2-45		1-8
FOURTH DOWN EFFICIENCY	0-1-0%		0-0-0%		No. and Yards Interception Returns		0-0		0-0
TOTAL NET YARDS		342		536	PENALTIES Number and Yards		8-77		5-40
Total Offensive Plays (inc. times thrown passing)		51		73	FUMBLES Number and Lost		1-0		3-2
Average gain per offensive play		6.7		7.3	TOUCHDOWNS		3		4
NET YARDS RUSHING		49		164	Rushing		1		1
Total Rushing Plays		17		35	Passing		2		3
Average gain per rushing play		2.9		4.7	EXTRA POINTS Made-Attempts		3-3		4-4
Tackles for a loss-number and yards	4-11		0-0		Kicking Made-Attempts		3-3		4-4
NET YARDS PASSING		293		372	FIELD GOALS Made-Attempts		0-0		3-3
Times thrown - yards lost attempting to pass	3-23		1-2		RED ZONE EFFICIENCY	2-3-67%		4-6-67%	
Gross yards passing		316		374	GOAL TO GO EFFICIENCY	1-2-50%		2-2-100%	
PASS ATTEMPTS-COMPLETIONS-HAD INTERCEPTED	31-21-0		37-32-0		SAFETIES		0		0
Avg gain per pass play (inc.# thrown passing)		8.6		9.8	FINAL SCORE		21		37
KICKOFFS Number-In End Zone-Touchbacks	4-2-2		8-8-6		TIME OF POSSESSION		24:36		35:24
PUNTS Number and Average	6-52.5		1-37.0						
Had Blocked		0		0					





# Denver 52, Philadelphia 20

Sunday, Sept. 29, 2013 • 6:40 p.m. EDT • Sports Authority Field at Mile High • Denver

**WEATHER:** Partly Cloudy, 76°, Wind NE 8 mph • **TIME:** 3:01 • **ATTENDANCE:** 77,002

The Denver Broncos set a franchise single-game scoring mark with their 52-20 win over the Philadelphia Eagles.

Playing in front of the third-largest crowd (77,002) at Sports Authority Field at Mile High, the Broncos set the tone early by forcing a three-and-out by the potent Eagles offense on its first possession.

Broncos quarterback Peyton Manning followed up with a 9-play 74-yard opening drive that resulted in a 6-yard touchdown pass to wide receiver Wes Welker.

On Philadelphia's second possession the Eagles were able to take advantage of a 65-yard drive and kicker Alex Henery connected on a 35-yard field goal.

On the ensuing kickoff, Broncos wide receiver Trindon Holliday caught the ball deep in Denver's end zone and returned it 105 yards for a touchdown to increase the Broncos' lead to 14-3.

Philadelphia scored 10-unanswered points early in the second quarter on a 25-yard field goal by Henery and a 4-yard rushing touchdown by running back Chris Polk to close to within one point of Denver, 14-13.

Broncos running back Knowshon Moreno answered with his third touchdown of the season on a 4-yard run and Denver entered halftime with a 21-13 lead.

After surrendering 271 total yards in the first half, the Broncos defense contained the Eagles offense most of the third and fourth quarters. Denver's offense took advantage of the defense's stout play and was able to record 31-unanswered points to open the second half.

On each of Denver's first two possessions, Manning threw touchdowns passes to wide receiver Demaryius Thomas. Manning, who completed 28-of-34 passes (82.4%) for 327 yards with four touchdowns (146.0 rtg.), set an NFL record on his third touchdown pass of the game as he became the first player in league history to throw 15 touchdowns through the first four games of a season.

Manning was able to extend his record at the end of the third quarter as he completed a 4-yard touchdown pass to Welker and increased his total touchdowns thrown to 16 for the season.

Denver racked up 18 first downs and 214 yards in their 21-point third quarter without running a third down play.

In the fourth quarter, Denver's special teams was able to capitalize again as linebacker Steven Johnson blocked a Philadelphia punt and returned it 17 yards for a touchdown.

Linebacker Danny Trevathan led the Broncos with 10 tackles as the defense held the Eagles to 179 total yards and eight first downs in the second half.

Philadelphia scored their only points of the second half on a 6-yard touchdown reception by wide receiver Jeff Maehl with 4:35 left in the fourth quarter and Denver went on to win 52-20.

## OFFICIALS:

**Referee** — Pete Morelli (135); **Umpire** — Darrell Jenkins (76); **Head Linesman** — Dana McKenzie (8); **Line Judge** — Carl Johnson (101); **Side Judge** — Rob Vernatchi (75); **Field Judge** — Jon Lucivansky (89); **Back Judge** — Dale Shaw (104); **Replay** — Tommy Moore.

## DENVER BRONCOS

### OFFENSE

**WR** 88 D. Thomas  
**LT** 75 C. Clark  
**LG** 68 Z. Beadles  
**C** 66 M. Ramirez  
**RG** 65 L. Vasquez  
**RT** 74 O. Franklin  
**TE** 80 J. Thomas  
**WR** 87 E. Decker  
**WR** 83 W. Welker  
**QB** 18 P. Manning  
**RB** 27 K. Moreno

### DEFENSE

**LDE** 95 D. Wolfe  
**DT** 99 K. Vickerson  
**NT** 94 T. Knighton  
**RDE** 90 S. Phillips  
**SLB** 56 N. Irving  
**MLB** 52 W. Woodyard  
**WLB** 59 D. Trevathan  
**LCB** 25 C. Harris  
**RCB** 45 D. Rodgers-Cromartie  
**SS** 33 D. Ihenacho  
**FS** 26 R. Moore

**BRONCOS SUBSTITUTIONS:** P 4 B.Colquitt, K 5 M.Prater, WR 11 T.Holliday, WR 12 A.Caldwell, QB 17 B.Osweiler, S 20 M.Adams, RB 21 R.Hillman, CB 23 Q.Jammer, RB 28 M.Ball, S 30 D.Bruton, S 31 O.Bolden, CB 32 T.Carter, CB 36 K.Webster, LS 46 A.Brewer, MLB 53 S.Johnson, LB 57 A.Robinson, C 60 S.Vallos, G 72 J.Moffitt, TE 81 J.Dreessen, TE 84 J.Tamme, TE 85 V.Green, DE 91 R.Ayers, DT 96 M.Unrein, DE 97 M.Jackson. **INACTIVE:** QB 2 Z.Dysert, RB 22 C.Anderson, CB 24 C.Bailey, LB 51 P.Lenon, G 73 C.Kuper, T 77 W.Justice, DT 92 S.Williams.

## PHILADELPHIA EAGLES

### OFFENSE

**WR** 14 R. Cooper  
**LT** 71 J. Peters  
**LG** 69 E. Mathis  
**C** 62 J. Kelce  
**RG** 79 T. Herremans  
**RT** 65 L. Johnson  
**TE** 87 B. Celek  
**TE** 86 Z. Ertz  
**WR** 10 D. Jackson  
**QB** 7 M. Vick  
**RB** 25 L. McCoy

### DEFENSE

**LDE** 72 C. Thornton  
**RDE** 91 F. Cox  
**LOLB** 98 C. Barwin  
**ILB** 59 D. Ryans  
**ILB** 95 M. Kendricks  
**ROLB** 58 T. Cole  
**LCB** 24 B. Fletcher  
**RCB** 26 C. Williams  
**SS** 29 N. Allen  
**FS** 28 E. Wolff  
**CB** 22 B. Boykin

**EAGLES SUBSTITUTIONS:** K 6 A.Henery, P 8 D.Jones, QB 9 N.Foles, WR 13 D.Johnson, CB 21 R.Carmichael, S 30 C.Anderson, RB 32 C.Polk, CB 33 J.Poyer, RB 34 B.Brown, S 42 K.Coleman, LS 46 J.Dorenbos, LB 50 C.Matthews, LB 53 N.Goode, LB 54 J.Knott, LB 55 B.Graham, C/G 61 J.Vandervelde, DE 75 V.Curry, G/T 76 A.Barbre, WR 81 J.Avant, TE 85 J.Casey, WR 88 J.Maehl, DE 90 C.Geathers, DT 96 B.Logan, DT 97 I.Sopoaga. **INACTIVE:** QB 2 M.Barkley, S 23 P.Chung, CB 31 S.Prater, T 64 M.Tobin, T 67 D.Kelly, DE 77 D.Square, TE 82 E.Igwenagu.

		1	2	3	4	OT	TOTAL	FIELD GOALS (made ( ) missed)	
<b>VISITOR</b>	Philadelphia Eagles	3	10	0	7	—	20	A. Henery	(35) (25) 46WR
<b>HOME</b>	Denver Broncos	14	7	21	10	—	52	M. Prater	(53)

Team	Qtr	Clock Time	PLAY DESCRIPTION (Extra Point) (Drive Info)	SCORE Visitor	Home
BRONCOS	1	10:19	W. Welker 6 yd. pass from P. Manning (M. Prater kick) (9-74, 3:52)	0	7
EAGLES	1	6:03	A. Henery 35 yd. Field Goal (11-65, 4:16)	3	7
BRONCOS	1	5:50	T. Holliday 105 yd. kickoff return (M. Prater kick) (0-0, 0:13)	3	14
EAGLES	2	14:18	A. Henery 25 yd. Field Goal (15-73, 6:32)	6	14
EAGLES	2	11:06	C. Polk 4 yd. run (A. Henery kick) (7-64, 2:10)	13	14
BRONCOS	2	5:05	K. Moreno 4 yd. run (M. Prater kick) (11-80, 6:01)	13	21
BRONCOS	3	9:54	D. Thomas 1 yd. pass from P. Manning (M. Prater kick) (10-80, 5:06)	13	28
BRONCOS	3	5:10	D. Thomas 15 yd. pass from P. Manning (M. Prater kick) (8-80, 3:12)	13	35
BRONCOS	3	0:22	W. Welker 4 yd. pass from P. Manning (M. Prater kick) (7-65, 3:35)	13	42
BRONCOS	4	13:54	S. Johnson 17 yd. return of blocked punt (M. Prater kick)	13	49
BRONCOS	4	6:53	M. Prater 53 yd. Field Goal (7-30, 3:49)	13	52
EAGLES	4	4:35	J. Maehl 6 yd. pass from N. Foles (A. Henery) (7-80, 2:18)	20	52

FINAL INDIVIDUAL STATISTICS																							
Philadelphia Eagles									Denver Broncos														
RUSHING	ATT	YDS	AVG	LG	TD	RUSHING	ATT	YDS	AVG	LG	TD	RUSHING	ATT	YDS	AVG	LG	TD						
L. McCoy	16	73	4.6	15	0	K. Moreno	12	78	6.5	17	1	B. Brown	8	24	3.0	6	0						
M. Vick	8	41	5.1	13	0	R. Hillman	11	36	3.3	10	0	C. Polk	3	33	11.0	28	1						
C. Polk	3	33	11.0	28	1	M. Ball	8	24	3.0	6	0	B. Brown	8	19	2.4	9	0						
B. Brown	8	19	2.4	9	0	B. Osweiler	2	3	1.5	4	0	TOTAL	35	166	4.7	28	1						
TOTAL	35	166	4.7	28	1	TOTAL	33	141	4.3	17	1	TOTAL	33	141	4.3	17	1						
PASSING	ATT	CMP	YDS	TKD/YD	TD	LG	IN	Rtg.	PASSING	ATT	CMP	YDS	TKD/YD	TD	LG	IN	Rtg.						
M. Vick	27	14	248	3/13	0	38	0	83.6	P. Manning	34	28	327	1/6	4	52	0	146.0						
N. Foles	4	3	49	0/0	1	37	0	155.2	B. Osweiler	3	2	10	0/0	0	5	0	71.5						
TOTAL	31	17	297	3/13	1	38	0	98.5	TOTAL	37	30	337	1/6	4	52	0	140.7						
PASS RECEIVING	NO	YDS	AVG	LG	TD	PASS RECEIVING	NO	YDS	AVG	LG	TD	PASS RECEIVING	NO	YDS	AVG	LG	TD						
B. Celek	3	57	19.0	27	0	D. Thomas	9	86	9.6	15	2	B. Celek	3	57	19.0	27	0						
J. Maehl	2	43	21.5	37	1	W. Welker	7	76	10.9	33	2	J. Maehl	2	43	21.5	37	1						
B. Brown	2	41	20.5	35	0	E. Decker	5	88	17.6	52	0	B. Brown	2	41	20.5	35	0						
D. Jackson	2	34	17.0	20	0	J. Thomas	4	43	10.8	13	0	D. Jackson	2	34	17.0	20	0						
R. Cooper	2	25	12.5	15	0	R. Hillman	2	21	10.5	14	0	R. Cooper	2	25	12.5	15	0						
C. Polk	2	19	9.5	13	0	K. Moreno	1	13	13.0	13	0	C. Polk	2	19	9.5	13	0						
Z. Ertz	1	38	38.0	38	0	A. Caldwell	1	5	5.0	5	0	Z. Ertz	1	38	38.0	38	0						
L. McCoy	1	21	21.0	21	0	V. Green	1	5	5.0	5	0	L. McCoy	1	21	21.0	21	0						
J. Casey	1	12	12.0	12	0							J. Casey	1	12	12.0	12	0						
J. Avant	1	7	7.0	7	0							J. Avant	1	7	7.0	7	0						
TOTAL	17	297	17.5	38	1	TOTAL	30	337	11.2	52	4	TOTAL	17	297	17.5	38	1						
INTERCEPTIONS	NO	YDS	AVG	LG	TD	INTERCEPTIONS	NO	YDS	AVG	LG	TD	INTERCEPTIONS	NO	YDS	AVG	LG	TD						
TOTAL	0	0	0.0	—	0	TOTAL	0	0	0.0	—	0	TOTAL	0	0	0.0	—	0						
PUNTING	NO	YDS	AVG	NET	TB	IN20	LG	PUNTING	NO	YDS	AVG	NET	TB	IN20	LG	PUNTING	NO	YDS	AVG	NET	TB	IN20	LG
D. Jones	4	191	47.8	30.2	2	0	54	B. Colquitt	2	92	46.0	35.5	0	1	60	D. Jones	4	191	47.8	30.2	2	0	54
[BLOCKED]	1	0		0.0	0	0	0									[BLOCKED]	1	0		0.0	0	0	0
TOTAL	5	191	38.2	30.2	2	0	54	TOTAL	2	92	46.0	35.5	0	1	60	TOTAL	5	191	38.2	30.2	2	0	54
PUNT RETURNS	NO	YDS	AVG	FC	LG	TD	PUNT RETURNS	NO	YDS	AVG	FC	LG	TD	PUNT RETURNS	NO	YDS	AVG	FC	LG	TD			
D. Johnson	1	21	21.0	1	21	0	T. Holliday	2	0	0.0	0	0	0	D. Johnson	1	21	21.0	1	21	0			
							[TOUCHBACK]	2	0	0.0	0	0	0										
RETURNS	1	21	21.0	1	21	0	RETURNS	2	0	0.0	0	0	0	RETURNS	1	21	21.0	1	21	0			
KICKOFF RETURNS	NO	YDS	AVG	FC	LG	TD	KICKOFF RETURNS	NO	YDS	AVG	FC	LG	TD	KICKOFF RETURNS	NO	YDS	AVG	FC	LG	TD			
D. Johnson	1	26	26.0	0	26	0	T. Holliday	1	105	105.0	0	105	1	D. Johnson	1	26	26.0	0	26	0			
[TOUCHBACK]	8	0	0.0	0	0	0	[TOUCHBACK]	4	0	0.0	0	0	0	[TOUCHBACK]	8	0	0.0	0	0	0			
RETURNS	1	26	26.0	0	26	0	RETURNS	1	105	105.0	0	105	1	RETURNS	1	26	26.0	0	26	0			
Philadelphia Eagles	Own			Opp.			Out	Denver Broncos	Own			Opp.			Out								
FUMBLES	Fum	Lost	Rec.	Yds	TD	FF	Rec.	Yds	TD	Bnds	FUMBLES	Fum	Lost	Rec.	Yds	TD	Bnds						
TOTAL	0	0	0	0	0	0	0	0	0	0	TOTAL	0	0	0	0	0	0						

FINAL TEAM STATISTICS																	
	EAGLES				BRONCOS					EAGLES				BRONCOS			
TOTAL FIRST DOWNS	21				35				FGs - PATs Had Blocked	0-0				0-0			
By Rushing	9				11				Net Punting Average	30.2				35.5			
By Passing	12				19				TOTAL RETURN YARDAGE (Not Including Kickoffs)	21				0			
By Penalty	0				5				No. and Yards Punt Returns	1-21				2-0			
THIRD DOWN EFFICIENCY	8-16-50%				5-8-63%				No. and Yards Kickoff Returns	1-26				1-105			
FOURTH DOWN EFFICIENCY	0-0-0%				0-0-0%				No. and Yards Interception Returns	0-0				0-0			
TOTAL NET YARDS	450				472				PENALTIES Number and Yards	8-62				2-25			
Total Offensive Plays (inc. times thrown passing)	69				71				FUMBLES Number and Lost	0-0				0-0			
Average gain per offensive play	6.5				6.6				TOUCHDOWNS	2				7			
NET YARDS RUSHING	166				141				Rushing	1				1			
Total Rushing Plays	35				33				Passing	1				4			
Average gain per rushing play	4.7				4.3				Kickoff Returns	0				1			
Tackles for a loss-number and yards	3-8				2-3				Other (Blocked Kicks, etc.)	0				1			
NET YARDS PASSING	284				331				EXTRA POINTS Made-Attempts	2-2				7-7			
Times thrown - yards lost attempting to pass	3-13				1-6				Kicking Made-Attempts	2-2				7-7			
Gross yards passing	297				337				FIELD GOALS Made-Attempts	2-3				1-1			
PASS ATTEMPTS-COMPLETIONS-HAD INTERCEPTED	31-17-0				37-30-0				RED ZONE EFFICIENCY	2-5-40%				5-5-100%			
Avg gain per pass play (inc.# thrown passing)	8.4				8.7				GOAL TO GO EFFICIENCY	2-2-100%				3-3-100%			
KICKOFFS Number-In End Zone-Touchbacks	5-5-4				9-9-8				SAFETIES	0				0			
PUNTS Number and Average	5-38.2				2-46.0				FINAL SCORE	20				52			
Had Blocked	1				0				TIME OF POSSESSION	26:38				33:22			

BRONCOS DEFENSIVE STATISTICS																	
(Press Box Totals)																	
PLAYER	UT	A	TT	S-YDS	I-YDS	PD	FF	FR	PLAYER	UT	A	TT	S-YDS	I-YDS	PD	FF	FR
D. Trevathan	9	1	10	0-0	0-0	1	0	0	D. Wolfe	2	0	2	1-6	0-0	0	0	0
D. Ihenacho	9	0	9	0-0	0-0	0	0	0	D. Rodgers-Cromartie	2	0	2	0-0	0-0	2	0	0
W. Woodyard	4	4	8	0.5-1.5	0-0	0	0	0	T. Carter	2	0	2	0-0	0-0	0	0	0
R. Moore	6	1	7	0-0	0-0	0	0	0	M. Unrein	1	0	1	0-0	0-0	0	0	0
R. Ayers	5	1	6	0.5-1.5	0-0	0	0	0	C. Harris	1	0	1	0-0	0-0	0	0	0
S. Phillips	4	0	4	1-4	0-0	0	0	0	T. Knighton	0	1	1	0-0	0-0	0	0	0
N. Irving	2	1	3	0-0	0-0	0	0	0	TEAM TOTALS	47	9	56	3-13	0-0	3	0	0



## Denver 51, Dallas 48

Sunday, Oct. 6, 2013 • 3:25 p.m. CDT • AT&T Stadium • Arlington, Texas

**WEATHER:** Indoors • **TIME:** 3:13 • **ATTENDANCE:** 92,758

The Denver Broncos won their franchise-record eighth consecutive road game with a thrilling 51-48 victory over the Dallas Cowboys in front of 92,758 fans at AT&T Stadium in Arlington, Texas.

Dallas got off to a fast start as quarterback Tony Romo led the Cowboys on an 11-play, 79-yard opening drive in which he completed all five of his pass attempts for 64 yards. The series resulted in a 2-yard touchdown pass to wide receiver Dez Bryant.

After forcing a fumble on Denver's first possession, Dallas running back DeMarco Murray was able to score on a 4-yard run to put the Cowboys up 14-0 midway through the first quarter.

Denver countered with a quick 3-play, 80-yard scoring drive that culminated in a 4-yard touchdown pass from quarterback Peyton Manning to tight end Julius Thomas.

The Cowboys increased their lead with a 43-yard field goal by kicker Dan Bailey to open the second quarter.

Manning conducted another 80-yard scoring drive that was concluded by a 2-yard touchdown pass to wide receiver Eric Decker.

The Broncos defense forced their first turnover of the game on Dallas' ensuing series when rookie cornerback Kayvon Webster knocked the ball out of Bryant's hands and safety Duke Ihenacho recovered it at the Cowboys 41-yard line.

Denver took advantage of the field position as Manning threw his third touchdown pass of the game to Thomas to give the Broncos their first lead of the game at 21-17 with 5:22 left in the first half.

Manning scored his first rushing touchdown as a Bronco on a 1-yard quarterback bootleg, but Bailey connected on a 48-yard field to cut Denver's lead to 28-20 entering halftime.

The third quarter was a high-scoring affair as each team scored on each of their first two series of the second half.

On the Broncos' third series of the half, Manning threw his first interception of the season to cornerback Morris Claiborne. Manning (33-of-42 for 414 yards, 4 TDs, 1 INT) had connected on 20 touchdown passes on the season prior to the turnover.

The Cowboys were able to capitalize as Romo threw a 10-yard touchdown pass to tight end Jason Witten to give Dallas a 41-38 lead at the beginning of the fourth quarter.

The Broncos added a field goal and a touchdown on their next two series and Romo threw his fifth touchdown pass of the game.

With 1:57 left and the game tied at 48, Romo (25-of-36 for 506 yards, 5 TDs, 1 INT) threw his lone interception of the game to linebacker Danny Trevathan at the Cowboys 24-yard line.

Denver converted a first down to drain the clock and kicker Matt Prater made a 28-yard field goal as time expired to give the Broncos their fifth win of the season and extend their consecutive regular season win total to a team-record 16 games.

### OFFICIALS:

**Referee** — Terry McAulay (77); **Umpire** — Scott Dawson (70); **Head Linesman** — Greg Bradley (98); **Line Judge** — Byron Boston (18); **Side Judge** — James Coleman (95); **Field Judge** — Terry Brown (43); **Back Judge** — Lee Dyer (27); **Replay** — Earnie Frantz.

### DENVER BRONCOS

#### OFFENSE

**WR** 88 D. Thomas  
**LT** 75 C. Clark  
**LG** 68 Z. Beadles  
**C** 66 M. Ramirez  
**RG** 65 L. Vazquez  
**RT** 74 O. Franklin  
**TE** 80 J. Thomas  
**WR** 87 E. Decker  
**WR** 83 W. Welker  
**QB** 18 P. Manning  
**RB** 27 K. Moreno

#### DEFENSE

**LDE** 95 D. Wolfe  
**DT** 99 K. Vickerson  
**NT** 94 T. Knighton  
**RDE** 91 R. Ayers  
**CB** 36 K. Webster  
**MLB** 52 W. Woodyard  
**WLB** 59 D. Trevathan  
**LCB** 25 C. Harris  
**RCB** 45 D. Rodgers-Cromartie  
**SS** 33 D. Ihenacho  
**FS** 26 R. Moore

**BRONCOS SUBSTITUTIONS:** P 4 B.Colquitt, K 5 M.Prater, WR 11 T.Holliday, WR 12 A.Caldwell, S 20 M.Adams, RB 21 R.Hillman, RB 28 M.Ball, S 30 D.Bruton, S 31 O.Bolden, CB 32 T.Carter, LS 46 A.Brewer, MLB 53 S.Johnson, MLB 56 N.Irving, LB 57 A.Robinson, C 60 S.Vallos, G 73 C.Kuper, TE 81 J.Dreessen, TE 84 J.Tamme, TE 85 V.Green, DE 90 S.Phillips, DT 92 S.Williams, DT 96 M.Unrein, DE 97 M.Jackson. **DID NOT PLAY:** QB 17 B.Osweiler. **INACTIVE:** QB 2 Z.Dysert, RB 22 C.Anderson, CB 23 Q.Jammer, CB 24 C.Bailey, LB 51 P.Lenon, G 72 J.Moffitt, T 77 W.Justice.

### DALLAS COWBOYS

#### OFFENSE

**WR** 88 D. Bryant  
**WR** 17 D. Harris  
**LT** 77 T. Smith  
**LG** 65 R. Leary  
**C** 72 T. Frederick  
**RG** 64 B. Waters  
**RT** 68 D. Free  
**TE** 82 J. Witten  
**WR** 83 T. Williams  
**QB** 9 T. Romo  
**RB** 29 D. Murray

#### DEFENSE

**LDE** 99 G. Selvie  
**DT** 96 N. Hayden  
**DT** 97 J. Hatcher  
**RDE** 94 D. Ware  
**SLB** 59 E. Sims  
**MLB** 50 S. Lee  
**CB** 32 O. Scandrick  
**LCB** 39 B. Carr  
**RCB** 24 M. Claiborne  
**SS** 27 J. Wilcox  
**FS** 42 B. Church

**COWBOYS SUBSTITUTIONS:** K 5 D.Bailey, P 6 D.Jones, WR 11 C.Beasley, CB 20 B.Webb, RB 21 J.Randle, RB 25 L.Dunbar, S 26 W.Allen, RB 34 P.Tanner, S 38 J.Heath, S 40 D.McCray, DE 51 K.Wilber, LB 54 B.Carter, LB 57 D.Holloman, LB 58 K.Bosworth, DT 70 D.Nevis, G 73 M.Bernadeau, T 78 J.Parnell, TE 84 J.Hanna, TE 89 G.Escobar, LS 91 L.Ladouceur, DT 92 D.Carter, DE 95 C.Rayford. **DID NOT PLAY:** QB 18 K.Orton, C 67 P.Costa. **INACTIVE:** WR 19 M.Austin, CB 33 C.Greenwood, LB 52 J.Durant, DE 55 E.Jones, G 62 D.Arkin, T 75 D.Weems, TE 87 A.Smith.

		1	2	3	4	OT	TOTAL	FIELD GOALS (made ( ) missed)		
VISITOR	Denver Broncos	7	21	10	13	—	51	M. Prater	(48)	(50) (28)
HOME	Dallas Cowboys	14	6	13	15	—	48	D. Bailey	(43)	(48)

Team	Qtr	Clock Time	PLAY DESCRIPTION (Extra Point) (Drive Info)	SCORE Visitor	Home
COWBOYS	1	8:06	D. Bryant 2 yd. pass from T. Romo (D. Bailey kick) (11-79, 6:54)	0	7
COWBOYS	1	3:18	D. Murray 4 yd. run (D. Bailey kick) (7-45, 3:35)	0	14
BRONCOS	1	2:28	J. Thomas 4 yd. pass from P. Manning (M. Prater kick) (3-80, 0:50)	7	14
COWBOYS	2	12:14	D. Bailey 43 yd. Field Goal (10-55, 5:14)	7	17
BRONCOS	2	9:06	E. Decker 2 yd. pass from P. Manning (M. Prater kick) (7-80, 3:08)	14	17
BRONCOS	2	5:22	J. Thomas 9 yd. pass from P. Manning (M. Prater kick) (6-41, 3:27)	21	17
BRONCOS	2	0:46	P. Manning 1 yd. run (M. Prater kick) (7-64, 2:24)	28	17
COWBOYS	2	0:00	D. Bailey 48 yd. Field Goal (4-43, 0:46)	28	20
BRONCOS	3	8:03	W. Welker 2 yd. pass from P. Manning (M. Prater kick) (13-67, 6:57)	35	20
COWBOYS	3	7:08	T. Williams 82 yd. pass from T. Romo (D. Bailey kick) (2-83, 0:55)	35	27
BRONCOS	3	3:23	M. Prater 48 yd. Field Goal (8-50, 3:45)	38	27
COWBOYS	3	0:14	D. Bryant 2 yd. pass from T. Romo (run failed) (7-80, 3:09)	38	33
COWBOYS	4	13:38	J. Witten 10 yd. pass from T. Romo (T. Romo-T. Williams pass) (5-51, 1:24)	38	41
BRONCOS	4	9:37	M. Prater 50 yd. Field Goal (11-51, 4:01)	41	41
COWBOYS	4	7:19	C. Beasley 4 yd. pass from T. Romo (D. Bailey kick) (4-87, 2:18)	41	48
BRONCOS	4	2:39	K. Moreno 1 yd. run (M. Prater kick) (9-73, 4:40)	48	48
BRONCOS	4	0:00	M. Prater 28 yd. Field Goal (8-14, 1:57)	51	48







# Denver 35, Jacksonville 19

Sunday, Oct. 13, 2013 • 2:05 p.m. MDT • Sports Authority Field at Mile High • Denver

**WEATHER:** Partly Cloudy, 59°, Wind S 7 mph • **TIME:** 3:01 • **ATTENDANCE:** 76,862

The Denver Broncos clinched their 17th consecutive regular-season win by defeating the Jacksonville Jaguars 35-19 in front of 76,862 fans at Sports Authority Field at Mile High.

After forcing Jacksonville to a three-and-out and thwarting a fake punt attempt on the Jaguars' opening series, Denver's offense answered to take an early lead.

Quarterback Peyton Manning connected with running back Knowshon Moreno for a 28-yard completion on a long 3rd-and-20 to keep the drive alive, and three plays later Manning threw a 3-yard touchdown pass to tight end Julius Thomas to give the Broncos a 7-0 lead.

Denver's defense forced Jacksonville to punt on the Jaguars' second offensive series and Manning responded by leading the Broncos on a 12-play, 95-yard drive capped by a 20-yard touchdown pass to wide receiver Wes Welker to increase Denver's lead to 14-0.

The Broncos were able to hold the Jaguars scoreless in the first quarter, but Jacksonville was able to score 12 unanswered points in the second quarter.

Kicker Josh Scobee converted field goals of 50 and 30 yards, while the Jaguars defense forced two punts and recovered two Manning turnovers.

The second turnover occurred when linebacker Paul Posluszny intercepted Manning at the Jaguars 41-yard line and returned it 59 yards for a touchdown. Jacksonville attempted a 2-point conversion, but failed when quarterback Chad Henne threw an incomplete pass to wide receiver Justin Blackmon. Denver went into halftime with a 14-12 lead.

Denver scored on an 8-play, 80-yard drive to open the second half as the Broncos took advantage of two key penalties against the Jaguars and Moreno scored on a 1-yard run.

Jacksonville scored on its first offensive series of the third quarter as Blackmon (14 rec., 190 yds.) had three catches for 47 yards to set up a 5-yard rushing touchdown by running back Maurice Jones-Drew.

The Broncos countered as Moreno scored his second rushing touchdown of the game to give Denver a 28-19 lead entering the fourth quarter.

Manning recorded his third turnover of the game early in the fourth quarter on a fumbled shotgun snap. Jacksonville looked to capitalize on the opportunity, but Henne (27-of-42 passing, 303 yards, 0 TD, 2 INTs) threw his first interception of the game to cornerback Kayvon Webster.

Five plays later, Moreno (15 carries for 42 yards, 3 TDs) scored on a 3-yard run. Linebacker Danny Trevathan intercepted Henne with 0:47 left to seal the 35-19 victory for the Broncos.

## OFFICIALS:

**Referee** — Jeff Triplette (42); **Umpire** — Butch Hannah (40); **Head Linesman** — Phil McKinney (110); **Line Judge** — Jeff Bergman (32); **Side Judge** — Dave Wyant (16); **Field Judge** — Barry Anderson (20); **Back Judge** — Steve Freeman (133); **Replay** — Al Hynes.

## DENVER BRONCOS

### OFFENSE

**WR** 88 D. Thomas  
**LT** 75 C. Clark  
**LG** 68 Z. Beadles  
**C** 66 M. Ramirez  
**RG** 65 L. Vasquez  
**RT** 74 O. Franklin  
**TE** 80 J. Thomas  
**WR** 87 E. Decker  
**WR** 83 W. Welker  
**QB** 18 P. Manning  
**RB** 27 K. Moreno

### DEFENSE

**LDE** 95 D. Wolfe  
**DT** 99 K. Vickerson  
**NT** 94 T. Knighton  
**RDE** 90 S. Phillips  
**SLB** 56 N. Irving  
**MLB** 51 P. Lenon  
**WLB** 59 D. Trevathan  
**LCB** 24 C. Bailey  
**RCB** 45 D. Rodgers-Cromartie  
**SS** 33 D. Ihenacho  
**FS** 26 R. Moore

**BRONCOS SUBSTITUTIONS:** P 4 B.Colquitt, K 5 M.Prater, WR 11 T.Holliday, WR 12 A.Caldwell, S 20 M.Adams, RB 21 R.Hillman, CB 23 Q.Jammer, CB 25 C.Harris, RB 28 M.Ball, S 30 D.Bruton, S 31 O.Bolden, CB 36 K.Webster, LS 46 A.Brewer, MLB 53 S.Johnson, LB 57 A.Robinson, C 60 S.Vallos, G 73 C.Kuper, TE 81 J.Dreessen, TE 84 J.Tamme, TE 85 V.Green, DT 92 S.Williams, DT 96 M.Unrein, DE 97 M.Jackson. **DID NOT PLAY:** QB 17 B.Osweiler. **INACTIVE:** QB 2 Z.Dysert, RB 22 C.Anderson, CB 32 T.Carter, LB 52 W.Woodyard, G 72 J.Moffitt, T 77 W.Justice, DE 91 R.Ayers.

## JACKSONVILLE JAGUARS

### OFFENSE

**WR** 84 C. Shorts  
**LT** 78 C. Bradfield  
**LG** 65 W. Rackley  
**C** 63 B. Meester  
**RG** 77 U. Nwaneri  
**RT** 67 A. Pasztor  
**TE** 86 C. Harbor  
**TE** 85 D. Williams  
**WR** 14 J. Blackmon  
**QB** 7 C. Henne  
**RB** 32 M. Jones-Drew

### DEFENSE

**LDE** 93 T. Alualu  
**DT** 97 R. Miller  
**DT** 99 S. Marks  
**LEO** 58 J. Babin  
**OLB** 55 G. Hayes  
**MLB** 51 P. Posluszny  
**CB** 20 M. Harris  
**LCB** 24 W. Blackmon  
**RCB** 23 A. Ball  
**SS** 37 J. Cyprien  
**FS** 26 J. Evans

**JAGUARS SUBSTITUTIONS:** K 10 J.Scobee, WR 12 M.Brown, WR 16 D.Robinson, WR/PR 18 A.Sanders, P 19 B.Anger, RB 21 J.Forsett, S 22 W.Guy, CB 29 J.Fleming, RB 30 J.Todman, CB 35 D.McCray, S 42 C.Prosinski, FB 45 W.Ta'ufu'ou, LS 46 C.Tinker, LB 50 R.Allen, LB 52 J.Thomas, LB 53 J.Lotulelei, LB 56 L.Reynolds, G/G 60 M.Brewster, OT 74 S. Young, WR 83 S.Williams, DE 90 A.Branch, DT 91 A.Jones, DT 92 B.Deaderick. **DID NOT PLAY:** QB 2 R.Stanzi. **INACTIVE:** QB 11 B.Gabbert, WR 15 S.Burton, CB 27 D.Gratz, G 66 J.McClendon, OT 72 D.Love, TE 89 M.Lewis, DL 94 J.Mincey.

		1	2	3	4	OT	TOTAL	FIELD GOALS (made ( ) missed)
<b>VISITOR</b>	Jacksonville Jaguars	0	12	7	0	—	19	J. Scobee (50) (30)
<b>HOME</b>	Denver Broncos	14	0	14	7	—	35	

Team	Qtr	Clock Time	PLAY DESCRIPTION (Extra Point) (Drive Info)	SCORE Visitor	Home
BRONCOS	1	12:09	J. Thomas 3 yd. pass from P. Manning (M. Prater kick) (6-27, 2:02)	0	7
BRONCOS	1	2:44	W. Welker 20 yd. pass from P. Manning (M. Prater kick) (12-95, 6:08)	0	14
JAGUARS	2	13:18	J. Scobee 50 yd. Field Goal (10-48, 4:26)	3	14
JAGUARS	2	5:43	J. Scobee 30 yd. Field Goal (8-28, 2:20)	6	14
JAGUARS	2	0:36	P. Posluszny 59 yd. interception return (pass failed)	12	14
BRONCOS	3	12:16	K. Moreno 1 yd. run (M. Prater kick) (8-80, 2:44)	12	21
JAGUARS	3	7:43	M. Jones-Drew 5 yd. run (J. Scobee kick) (9-80, 4:33)	19	21
BRONCOS	3	4:02	K. Moreno 8 yd. run (M. Prater kick) (8-80, 3:41)	19	28
BRONCOS	4	9:09	K. Moreno 3 yd. run (M. Prater kick) (5-41, 2:19)	19	35

FINAL INDIVIDUAL STATISTICS																												
Jacksonville Jaguars									Denver Broncos																			
RUSHING	ATT	YDS	AVG	LG	TD	RUSHING	ATT	YDS	AVG	LG	TD	RUSHING	ATT	YDS	AVG	LG	TD											
M. Jones-Drew	20	71	3.6	28	1	K. Moreno	15	42	2.8	11	3	K. Moreno	15	42	2.8	11	3											
D. Robinson	1	2	2.0	2	0	D. Bruton	1	35	35.0	35	0	D. Bruton	1	35	35.0	35	0											
W. Ta'ufa'ou	1	1	1.0	1	0	R. Hillman	4	20	5.0	11	0	R. Hillman	4	20	5.0	11	0											
J. Forsett	1	0	0.0	0	0	M. Ball	3	15	5.0	15	0	M. Ball	3	15	5.0	15	0											
B. Anger	1	0	0.0	0	0	A. Caldwell	1	7	7.0	7	0	A. Caldwell	1	7	7.0	7	0											
J. Todman	1	0	0.0	0	0	P. Manning	5	-7	-1.4	0	0	P. Manning	5	-7	-1.4	0	0											
C. Henne	2	-3	-1.5	1	0																							
TOTAL	27	71	2.6	28	1	TOTAL	29	112	3.9	35	3	TOTAL	29	112	3.9	35	3											
PASSING	ATT	CMP	YDS	TKD/YD	TD	LG	IN	Rtg.	PASSING	ATT	CMP	YDS	TKD/YD	TD	LG	IN	Rtg.											
C. Henne	42	27	303	2/12	0	23	2	65.9	P. Manning	42	28	295	0/0	2	42	1	92.9											
TOTAL	42	27	303	2/12	0	23	2	65.9	TOTAL	42	28	295	0/0	2	42	1	92.9											
PASS RECEIVING	NO	YDS	AVG	LG	TD	PASS RECEIVING	NO	YDS	AVG	LG	TD	PASS RECEIVING	NO	YDS	AVG	LG	TD											
J. Blackmon	14	190	13.6	23	0	K. Moreno	7	62	8.9	28	0	K. Moreno	7	62	8.9	28	0											
M. Brown	4	49	12.3	19	0	W. Welker	6	63	10.5	26	1	W. Welker	6	63	10.5	26	1											
J. Forsett	3	18	6.0	14	0	E. Decker	5	50	10.0	23	0	E. Decker	5	50	10.0	23	0											
C. Harbor	2	29	14.5	23	0	J. Thomas	4	22	5.5	11	1	J. Thomas	4	22	5.5	11	1											
M. Jones-Drew	2	3	1.5	4	0	D. Thomas	3	78	26.0	42	0	D. Thomas	3	78	26.0	42	0											
A. Sanders	1	9	9.0	9	0	R. Hillman	2	16	8.0	11	0	R. Hillman	2	16	8.0	11	0											
W. Ta'ufa'ou	1	5	5.0	5	0	J. Dreessen	1	4	4.0	4	0	J. Dreessen	1	4	4.0	4	0											
TOTAL	27	303	11.2	23	0	TOTAL	28	295	10.5	42	2	TOTAL	28	295	10.5	42	2											
INTERCEPTIONS	NO	YDS	AVG	LG	TD	INTERCEPTIONS	NO	YDS	AVG	LG	TD	INTERCEPTIONS	NO	YDS	AVG	LG	TD											
P. Posluszny	1	59	59.0	59	1	K. Webster	1	10	10.0	10	0	K. Webster	1	10	10.0	10	0											
						D. Trevathan	1	0	0.0	0	0	D. Trevathan	1	0	0.0	0	0											
TOTAL	1	59	59.0	59	1	TOTAL	2	10	5.0	10	0	TOTAL	2	10	5.0	10	0											
PUNTING	NO	YDS	AVG	NET	TB	IN20	LG	PUNTING	NO	YDS	AVG	NET	TB	IN20	LG	PUNTING	NO	YDS	AVG	NET	TB	IN20	LG					
B. Anger	3	135	45.0	44.7	0	2	48	B. Colquitt	3	129	43.0	42.3	0	0	48	B. Colquitt	3	129	43.0	42.3	0	0	48					
TOTAL	3	135	45.0	44.7	0	2	48	TOTAL	3	129	43.0	42.3	0	0	48	TOTAL	3	129	43.0	42.3	0	0	48					
PUNT RETURNS	NO	YDS	AVG	FC	LG	TD	PUNT RETURNS	NO	YDS	AVG	FC	LG	TD	PUNT RETURNS	NO	YDS	AVG	FC	LG	TD								
A. Sanders	2	2	1.0	0	5	0	T. Holliday	1	1	1.0	1	1	0	T. Holliday	1	1	1.0	1	1	0								
[DOWNED]	1	0	0.0	0	0	0	[DOWNED]	1	0	0.0	0	0	0	[DOWNED]	1	0	0.0	0	0	0								
RETURNS	2	2	1.0	0	5	0	RETURNS	1	1	1.0	1	1	0	RETURNS	1	1	1.0	1	1	0								
KICKOFF RETURNS	NO	YDS	AVG	FC	LG	TD	KICKOFF RETURNS	NO	YDS	AVG	FC	LG	TD	KICKOFF RETURNS	NO	YDS	AVG	FC	LG	TD								
[TOUCHBACK]	6	0	0.0	0	—	0	[TOUCHBACK]	5	0	0.0	0	—	0	[TOUCHBACK]	5	0	0.0	0	—	0								
RETURNS	0	0	0.0	0	—	0	RETURNS	0	0	0.0	0	—	0	RETURNS	0	0	0.0	0	—	0								
Jacksonville Jaguars	Own				Opp.				Out				Denver Broncos	Own				Opp.				Out						
FUMBLES	Fum	Lost	Rec.	Yds	TD	FF	Rec.	Yds	TD	Bnds	Fumbles	Fum	Lost	Rec.	Yds	TD	FF	Rec.	Yds	TD	Bnds	Fumbles	Fum	Lost	Rec.	Yds	TD	Bnds
J. Forsett	1	0	1	0	0	0	0	0	0	0	J. Forsett	1	0	1	0	0	0	0	0	0	0	J. Forsett	1	0	1	0	0	0
C. Tinker	1	0	0	-14	0	0	0	0	0	0	C. Tinker	1	0	0	0	0	0	0	0	0	0	C. Tinker	1	0	0	0	0	0
B. Anger	0	0	1	0	0	0	0	0	0	0	B. Anger	0	0	1	0	0	0	0	0	0	0	B. Anger	0	0	1	0	0	0
W. Blackmon	0	0	0	0	0	1	0	0	0	0	W. Blackmon	0	0	0	0	0	1	0	0	0	0	W. Blackmon	0	0	0	0	0	0
M. Harris	0	0	0	0	0	0	1	0	0	0	M. Harris	0	0	0	0	0	0	1	0	0	0	M. Harris	0	0	0	0	0	0
S. Marks	0	0	0	0	0	0	1	0	0	0	S. Marks	0	0	0	0	0	0	1	0	0	0	S. Marks	0	0	0	0	0	0

FINAL TEAM STATISTICS						
	JAGUARS		BRONCOS			
TOTAL FIRST DOWNS	20	26	FGs - PATs Had Blocked	0-0	0-0	
By Rushing	4	8	Net Punting Average	44.7	42.3	
By Passing	15	14	TOTAL RETURN YARDAGE (Not Including Kickoffs)	61	11	
By Penalty	1	4	No. and Yards Punt Returns	2-2	1-1	
THIRD DOWN EFFICIENCY	5-14-36%	7-13-54%	No. and Yards Kickoff Returns	0-0	0-0	
FOURTH DOWN EFFICIENCY	0-3-0%	1-1-100%	No. and Yards Interception Returns	1-59	2-10	
TOTAL NET YARDS	362	407	PENALTIES Number and Yards	7-62	4-31	
Total Offensive Plays (inc. times thrown passing)	71	71	FUMBLES Number and Lost	2-0	3-2	
Average gain per offensive play	5.1	5.7	TOUCHDOWNS	2	5	
NET YARDS RUSHING	71	112	Rushing	1	3	
Total Rushing Plays	27	29	Passing	0	2	
Average gain per rushing play	2.6	3.9	Interceptions	1	0	
Tackles for a loss-number and yards	5-10	3-11	EXTRA POINTS Made-Attempts	1-2	5-5	
NET YARDS PASSING	291	295	Kicking Made-Attempts	1-1	5-5	
Times thrown - yards lost attempting to pass	2-12	0-0	Passing Made-Attempts	0-1	0-0	
Gross yards passing	303	295	FIELD GOALS Made-Attempts	2-2	0-0	
PASS ATTEMPTS-COMPLETIONS-HAD INTERCEPTED	42-27-2	42-28-1	RED ZONE EFFICIENCY	1-3-33%	4-5-80%	
Avg gain per pass play (inc.# thrown passing)	6.6	7.0	GOAL TO GO EFFICIENCY	1-2-50%	3-4-75%	
KICKOFFS Number-In End Zone-Touchbacks	5-5-5	6-6-6	SAFETIES	0	0	
PUNTS Number and Average	3-45.0	3-43.0	FINAL SCORE	19	35	
Had Blocked	0	0	TIME OF POSSESSION	31:15	28:45	

BRONCOS DEFENSIVE STATISTICS																	
(Press Box Totals)																	
PLAYER	UT	A	TT	S-YDS	I-YDS	PD	FF	FR	PLAYER	UT	A	TT	S-YDS	I-YDS	PD	FF	FR
C. Harris	10	1	11	0-0	0-0	0	0	0	K. Webster	2	1	3	0-0	1-10	1	0	0
M. Jackson	5	2	7	2-12	0-0	1	0	0	M. Unrein	2	0	2	0-0	0-0	0	0	0
D. Ihenacho	6	0	6	0-0	0-0	0	1	0	D. Wolfe	1	1	2	0-0	0-0	0	0	0
C. Bailey	5	1	6	0-0	0-0	3	0	0	S. Williams	1	0	1	0-0	0-0	0	0	0
R. Moore	5	0	5	0-0	0-0	0	0	0	P. Lenon	1	0	1	0-0	0-0	0	0	0
D. Trevathan	3	2	5	0-0	1-0	1	0	0	S. Phillips	0	1	1	0-0	0-0	2	0	0
K. Vickerson	3	1	4	0-0	0-0	1	0	0	M. Adams	0	1	1	0-0	0-0	1	0	0
N. Irving	3	1	4	0-0	0-0	1	0	0	T. Knighton	0	1	1	0-0	0-0	0	0	0
D. Rodgers-Cromartie	2	2	4	0-0	0-0	2	0	0	TEAM TOTALS	49	15	64	2-12	2-10	13	1	0





# Indianapolis 39, Denver 33

Sunday, Oct. 20, 2013 • 8:30 p.m. EDT • Lucas Oil Stadium • Indianapolis

WEATHER: Clear, 57°, Wind SSW 11 mph • TIME: 3:43 • ATTENDANCE: 67,196

Quarterback Peyton Manning squared off against his former team for the first time but several miscues were too much for the visitors as the Denver Broncos lost to the Indianapolis Colts 39-33 at Lucas Oil Stadium.

A late rally pulled Denver close but three turnovers and a safety that led to another score ultimately doomed the Broncos and snapped their franchise-record 17-game win streak.

Denver scored the first points of the game when Manning connected on a 17-yard pass to wide receiver Eric Decker on the Broncos second offensive series.

The Colts were able to put together a scoring drive on the ensuing series as kicker Adam Vinatieri made a 27-yard field goal.

Indianapolis fullback Stanley Havili stripped wide receiver Trindon Holliday on a punt return and the Colts recovered the ball at the Broncos 11-yard line for the game's first takeaway.

On the next play, quarterback Andrew Luck threw an 11-yard touchdown pass to wide receiver Darrius Heyward-Bey to put Indianapolis up 10-7 at the end of the first quarter.

Denver executed an 8-play, 51-yard scoring drive at the beginning of the second quarter, which was capped by a 12-yard touchdown reception by tight end Julius Thomas.

After a 60-yard punt by Pat McAfee pinned Denver deep in their own territory, outside linebacker Robert Mathis forced a safety by strip sacking Manning on Denver's goal line.

Luck (21-of-38 passing, 228 yds., 3 TDs, 0 INT) threw touchdown passes of 20 and 8 yards to close out the second quarter and give Indianapolis a 26-14 lead at halftime.

Indianapolis' stout defense forced Denver to three consecutive three-and-outs to begin the second half.

After Denver's third punt, Luck was able to lead another scoring drive ending with a 10-yard keeper.

The Broncos allowed 23 unanswered points in the second and third quarters before kicker Matt Prater made a 31-yard field goal at the end of the third quarter.

The Colts added a 52-yard field goal at the beginning of the fourth frame, but Manning (29-of-49 for 386 yds., 3 TDs, 1 INT) led the Broncos on consecutive touchdown scoring drives to bring Denver to within six points.

Vinatieri connected on his third field goal of the game to give Indianapolis a 39-30 lead with 6:02 left in the game.

Manning led the offense on a 7-play, 83-yard drive on the ensuing series that brought Denver to the Indianapolis 2-yard line. On the eighth play of the series, running back Ronnie Hillman fumbled on a handoff and the Colts recovered the ball.

A late field goal drew the Broncos to within six points but the Colts recovered the ensuing onside kick to seal the win.

## OFFICIALS:

**Referee** — Carl Cheffers (51); **Umpire** — Undrey Wash (96); **Head Linesman** — Kent Payne (79); **Line Judge** — Tom Symonette (100); **Side Judge** — Laird Hayes (125); **Field Judge** — Jeff Lamberth (21); **Back Judge** — Todd Prukop (30); **Replay** — Charles Stewart.

## DENVER BRONCOS

### OFFENSE

**WR** 88 D. Thomas  
**LT** 75 C. Clark  
**LG** 68 Z. Beadles  
**C** 66 M. Ramirez  
**RG** 73 C. Kuper  
**RT** 65 L. Vasquez  
**TE** 80 J. Thomas  
**WR** 87 E. Decker  
**WR** 83 W. Welker  
**QB** 18 P. Manning  
**RB** 27 K. Moreno

### DEFENSE

**LDE** 95 D. Wolfe  
**DT** 99 K. Vickerson  
**NT** 94 T. Knighton  
**SLB** 58 V. Miller  
**MLB** 51 P. Lenon  
**WLB** 59 D. Trevathan  
**LCB** 24 C. Bailey  
**RCB** 45 D. Rodgers-Cromartie  
**CB** 25 C. Harris  
**SS** 33 D. Ihenacho  
**FS** 26 R. Moore

**BRONCOS SUBSTITUTIONS:** P 4 B.Colquitt, K 5 M.Prater, WR 11 T.Holliday, WR 12 A.Caldwell, S 20 M.Adams, RB 21 R.Hillman, RB 28 M.Ball, S 30 D.Bruton, S 31 O.Bolden, CB 36 K.Webster, LS 46 A.Brewer, LB 53 S.Johnson, LB 56 N.Irving, C 60 S.Vallos, TE 81 J.Dreessen, TE 84 J.Tamme, TE 85 V.Green, DE 90 S.Phillips, DE 91 R.Ayers, DT 92 S.Williams, DT 96 M.Unrein, DE 97 M.Jackson. **DID NOT PLAY:** QB 17 B.Osweiler, T 77 W.Justice. **INACTIVE:** QB 2 Z.Dysert, RB 22 C.Anderson, CB 23 Q.Jammer, CB 32 T.Carter, LB 52 W.Woodyard, G 72 J.Moffitt, T 74 O.Franklin.

## INDIANAPOLIS COLTS

### OFFENSE

**WR** 87 R. Wayne  
**LT** 74 A. Castonzo  
**LG** 69 H. Thornton  
**C** 64 S. Satele  
**RG** 75 M. McGlynn  
**RT** 78 G. Cherilus  
**TE** 80 C. Fleener  
**WR** 81 D. Heyward-Bey  
**WR** 13 T. Hilton  
**QB** 12 A. Luck  
**RB** 34 T. Richardson

### DEFENSE

**DE** 90 C. Redding  
**CB** 20 D. Butler  
**DT** 99 R. Jean Francois  
**SLB** 93 E. Walden  
**MIKE** 51 P. Angerer  
**WILL** 50 J. Freeman  
**RUSH** 98 R. Mathis  
**LCB** 28 G. Toler  
**RCB** 23 V. Davis  
**SS** 41 A. Betha  
**FS** 30 L. Landry

**COLTS SUBSTITUTIONS:** P 1 P.McAfee, K 4 A.Vinatieri, WR 15 L.Brazill, S 25 L.Asante, S 26 D.Howell, CB 27 J.Gordy, RB 31 D.Brown, CB 32 C.Vaughn, RB 36 D.Herron, S 38 S.Brown, FB 39 S.Havili, LS 45 M.Overton, ILB 52 K.Sheppard, ILB 53 C.Conner, ILB 54 M.Harvey, OLB 58 A.Studebaker, OLB 59 C.Johnson, T 72 J.Linkenbach, G 76 J.Reitz, TE 84 J.Doyle, DT 91 R.Mathews, DE 95 F.Moala, DT 97 A.Franklin. **DID NOT PLAY:** QB 8 M.Hasselbeck. **INACTIVE:** TE 46 D.Jones, C/G 62 K.Holmes, T 71 X.Nixon, WR 85 D.Reed, OLB 92 B.Werner, DT 94 M.Hughes, NT 96 J.Chapman.

		1	2	3	4	OT	TOTAL	FIELD GOALS (made ( ) missed)
<b>VISITOR</b>	Denver Broncos	7	7	3	16	—	33	M. Prater (31) (47)
<b>HOME</b>	Indianapolis Colts	10	16	7	6	—	39	A. Vinatieri (27) (52) (42)
Team	Qtr	Clock Time	PLAY DESCRIPTION (Extra Point) (Drive Info)					SCORE Visitor Home
BRONCOS	1	8:16	E. Decker 17 yd. pass from P. Manning (M. Prater kick) (2-56, 0:46)					7 0
COLTS	1	4:05	A. Vinatieri 27 yd. Field Goal (10-65, 4:11)					7 3
COLTS	1	1:20	D. Heyward-Bey 11 yd. pass from A. Luck (A. Vinatieri kick) (1-11, 0:07)					7 10
BRONCOS	2	11:56	J. Thomas 12 yd. pass from P. Manning (M. Prater kick) (8-51, 4:24)					14 10
COLTS	2	8:52	P. Manning fumble forced by R. Mathis out of bounds in end zone for a Safety					14 12
COLTS	2	5:50	S. Havili 20 yd. pass from A. Luck (A. Vinatieri kick) (7-66, 3:02)					14 19
COLTS	2	0:10	C. Fleener 8 yd. pass from A. Luck (A. Vinatieri kick) (6-50, 1:25)					14 26
COLTS	3	5:00	A. Luck 10 yd. run (A. Vinatieri kick) (4-41, 1:49)					14 33
BRONCOS	3	0:42	M. Prater 31 yd. Field Goal (10-67, 4:18)					17 33
COLTS	4	12:59	A. Vinatieri 52 yd. Field Goal (7-46, 2:43)					17 36
BRONCOS	4	12:11	D. Thomas 31 yd. pass from P. Manning (pass failed) (3-80, 0:48)					23 36
BRONCOS	4	8:44	K. Moreno 1 yd. run (M. Prater kick) (8-23, 2:42)					30 36
COLTS	4	5:57	A. Vinatieri 42 yd. Field Goal (4--3, 1:02)					30 39
BRONCOS	4	0:12	M. Prater 47 yd. Field Goal (7-33, 1:16)					33 39

## FINAL INDIVIDUAL STATISTICS

Denver Broncos										Indianapolis Colts												
RUSHING		ATT	YDS	AVG	LG	TD	RUSHING		ATT	YDS	AVG	LG	TD									
K. Moreno		15	40	2.7	9	1	T. Richardson		14	37	2.6	8	0									
R. Hillman		4	25	6.3	14	0	D. Heyward-Bey		1	30	30.0	30	0									
P. Manning		1	-1	-1.0	-1	0	A. Luck		4	29	7.3	11	1									
							D. Brown		11	23	2.1	7	0									
							S. Havili		1	2	2.0	2	0									
TOTAL		20	64	3.2	14	1	TOTAL		31	121	3.9	30	1									
PASSING		ATT	CMP	YDS	TKD/ YD	TD	LG	IN	Rtg.	PASSING		ATT	CMP	YDS	TKD/ YD	TD	LG	IN	Rtg.			
P. Manning		49	29	386	4/21	3	49	1	96.1	A. Luck		38	21	228	2/15	3	28	0	99.5			
TOTAL		49	29	386	4/21	3	49	1	96.1	TOTAL		38	21	228	2/15	3	28	0	99.5			
PASS RECEIVING				NO	YDS	AVG	LG	TD	PASS RECEIVING				NO	YDS	AVG	LG	TD					
E. Decker				8	150	18.8	49	1	R. Wayne				5	50	10.0	14	0					
W. Welker				7	96	13.7	25	0	C. Fleener				5	38	7.6	21	1					
J. Thomas				5	41	8.2	13	1	D. Heyward-Bey				4	44	11.0	27	1					
D. Thomas				4	82	20.5	31	1	D. Brown				3	42	14.0	28	0					
K. Moreno				3	9	3.0	4	0	T. Hilton				2	27	13.5	19	0					
J. Tammie				1	7	7.0	7	0	S. Havili				1	20	20.0	20	1					
R. Hillman				1	1	1.0	1	0	J. Doyle				1	7	7.0	7	0					
TOTAL				29	386	13.3	49	3	TOTAL				21	228	10.9	28	3					
INTERCEPTIONS				NO	YDS	AVG	LG	TD	INTERCEPTIONS				NO	YDS	AVG	LG	TD					
									P. Angerer				1	4	4.0	4	0					
TOTAL				0	0	0.0	—	0	TOTAL				1	4	4.0	4	0					
PUNTING		NO	YDS	AVG	NET	TB	IN20	LG	PUNTING		NO	YDS	AVG	NET	TB	IN20	LG					
B. Colquitt		7	331	47.3	42.3	0	1	53	P. McAfee		9	440	48.9	47.1	0	6	60					
TOTAL		7	331	47.3	42.3	0	1	53	TOTAL		9	440	48.9	47.1	0	6	60					
PUNT RETURNS				NO	YDS	AVG	FC	LG	TD	PUNT RETURNS				NO	YDS	AVG	FC	LG	TD			
T. Holliday				4	16	4.0	2	12	0	T. Hilton				3	35	11.7	3	15	0			
[DOWNED]				2	0	0.0	0	0	0	[DOWNED]				1	0	0.0	0	0	0			
[OUT OF BOUNDS]				1	0	0.0	0	0	0													
RETURNS				4	16	4.0	2	12	0	RETURNS				3	35	11.7	3	15	0			
KICKOFF RETURNS				NO	YDS	AVG	FC	LG	TD	KICKOFF RETURNS				NO	YDS	AVG	FC	LG	TD			
T. Holliday				4	123	30.8	0	56	0	C. Vaughn				3	88	29.3	0	32	0			
[TOUCHBACK]				4	0	0.0	0	0	0	L. Brazill				1	16	16.0	0	16	0			
										[TOUCHBACK]				3	0	0.0	0	0	0			
RETURNS				4	123	30.8	0	56	0	RETURNS				4	104	26.0	0	32	0			
Denver Broncos										Indianapolis Colts												
FUMBLES		Fum	Lost	Own Rec.	Yds	TD	Opp. Rec.	Yds	TD	Out Bnds	FUMBLES		Fum	Lost	Own Rec.	Yds	TD	Opp. Rec.	Yds	TD	Out Bnds	
T. Holliday		2	1	1	0	0	0	0	0	0	T. Richardson		1	1	0	0	0	0	0	0	0	
R. Hillman		1	1	0	0	0	0	0	0	0	S. Havili		0	0	0	0	0	1	0	0	0	
P. Manning		1	0	0	0	0	0	0	0	1	R. Mathis		0	0	0	0	0	1	0	0	0	
D. Ithenacho		0	0	0	0	0	1	1	0	0	E. Walden		0	0	0	0	0	1	0	0	0	
											A. Bethea		0	0	0	0	0	0	1	0	0	
											S. Brown		0	0	0	0	0	0	1	0	0	
TOTAL		4	2	1	0	0	1	1	0	0	1	TOTAL		1	1	0	0	0	3	2	0	0

## FINAL TEAM STATISTICS

	BRONCOS	COLTS		BRONCOS	COLTS
TOTAL FIRST DOWNS	23	19	FGs - PATs Had Blocked	0-0	0-0
By Rushing	2	5	Net Punting Average	42.3	47.1
By Passing	19	11	TOTAL RETURN YARDAGE (Not Including Kickoffs)	16	39
By Penalty	2	3	No. and Yards Punt Returns	4-16	3-35
THIRD DOWN EFFICIENCY	5-16-31%	5-17-29%	No. and Yards Kickoff Returns	4-123	4-104
FOURTH DOWN EFFICIENCY	1-1-100%	0-0-0%	No. and Yards Interception Returns	0-0	1-4
TOTAL NET YARDS	429	334	PENALTIES Number and Yards	12-103	6-52
Total Offensive Plays (inc. times thrown passing)	73	71	FUMBLES Number and Lost	4-2	1-1
Average gain per offensive play	5.9	4.7	TOUCHDOWNS	4	4
NET YARDS RUSHING	64	121	Rushing	1	1
Total Rushing Plays	20	31	Passing	3	3
Average gain per rushing play	3.2	3.9	EXTRA POINTS Made-Attempts	3-4	4-4
Tackles for a loss-number and yards	2-3	5-9	Kicking Made-Attempts	3-3	4-4
NET YARDS PASSING	365	213	Passing Made-Attempts	0-1	0-0
Times thrown - yards lost attempting to pass	4-21	2-15	FIELD GOALS Made-Attempts	2-2	3-3
Gross yards passing	386	228	RED ZONE EFFICIENCY	3-5-60%	3-4-75%
PASS ATTEMPTS-COMPLETIONS-HAD INTERCEPTED	49-29-1	38-21-0	GOAL TO GO EFFICIENCY	1-3-33%	0-1-0%
Avg gain per pass play (inc.# thrown passing)	6.9	5.3	SAFETIES	0	1
KICKOFFS Number-In End Zone-Touchbacks	8-6-3	8-8-4	FINAL SCORE	33	39
PUNTS Number and Average	7-47.3	9-48.9	TIME OF POSSESSION	28:13	31:47
Had Blocked	0	0			

## BRONCOS DEFENSIVE STATISTICS

(Press Box Totals)																	
PLAYER	UT	A	TT	S-YDS	I-YDS	PD	FF	FR	PLAYER	UT	A	TT	S-YDS	I-YDS	PD	FF	FR
D. Ihenacho	5	4	9	0-0	0-0	0	1	1	V. Miller	2	0	2	0-0	0-0	0	0	0
P. Lenon	3	5	8	0-0	0-0	2	0	0	T. Knighton	1	1	2	1-7	0-0	0	0	0
D. Trevathan	2	6	8	0-0	0-0	1	0	0	N. Irving	1	1	2	0-0	0-0	0	0	0
C. Harris	5	2	7	0-0	0-0	1	0	0	C. Bailey	1	1	2	0-0	0-0	0	0	0
R. Moore	3	2	5	0-0	0-0	0	0	0	S. Williams	0	2	2	0-0	0-0	0	0	0
D. Rodgers-Cromartie	4	0	4	0-0	0-0	1	0	0	S. Phillips	1	0	1	1-8	0-0	0	0	0
K. Webster	2	1	3	0-0	0-0	1	0	0	M. Unrein	0	1	1	0-0	0-0	0	0	0
K. Vickerson	2	1	3	0-0	0-0	0	0	0	R. Ayers	0	1	1	0-0	0-0	0	0	0
M. Jackson	1	2	3	0-0	0-0	1	0	0	TEAM TOTALS	33	30	63	2-15	0-0	7	1	1



## Denver 45, Washington 21

Sunday, Oct. 27, 2013 • 2:25 p.m. MDT • Sports Authority Field at Mile High • Denver

**WEATHER:** Mostly Sunny, 69°, Wind W 8 mph • **TIME:** 3:18 • **ATTENDANCE:** 77,031

Coming off their first loss of the season, the Denver Broncos hosted and defeated former Head Coach Mike Shanahan and the Washington Redskins 45-21 at Sports Authority Field at Mile High.

After falling behind 21-7 early in the third quarter, the Broncos scored a team-record 38 second-half points, including 31 in the fourth quarter, to get the win.

Denver forced the Redskins to punt on the game's opening series and was able to score the first points of the game when quarterback Peyton Manning connected with wide receiver Wes Welker on a 6-yard touchdown pass.

Denver's defense was stout against Washington's offense and their versatile QB Robert Griffin III much of the first half, forcing four punts before allowing the Redskins to score.

Griffin III (15-of-30 for 132 yds., 1 TD, 2 INTs) led Washington on a 16-play, 95-yard drive at the end of the second quarter that concluded with a 7-yard touchdown reception by wide receiver Leonard Hankerson to tie the game at 7-7 entering halftime.

The Redskins got off to a fast start in the third quarter as running back Alfred Morris scored on a 1-yard run on Washington's opening drive. On the ensuing series, cornerback DeAngelo Hall intercepted Manning and returned it 26 yards for a touchdown to give Washington a 21-7 lead early in the second half.

Denver was able to shrink the deficit on the next series as rookie running back Montee Ball scored his first career touchdown on a 4-yard run.

The Broncos scored on each of their first three offensive series of the fourth quarter as Manning (30-of-44 for 354 yds., 4 TDs, 3 INTs) threw touchdown passes to tight end Joel Dreessen and running back Knowshon Moreno and kicker Matt Prater made a 19-yard field goal to give the Broncos a 31-21 lead early in the last frame.

The Broncos defense was dominant in the fourth quarter as they forced five turnovers, two punts and allowed zero points.

The first turnover occurred when linebacker Von Miller strip-sacked Griffin III for his first sack of the season and defensive end Derek Wolfe recovered the ball. Two series later, cornerback Chris Harris recorded Denver's first interception on an errant Griffin III throw.

After Griffin III was knocked out of the game due to injury, backup quarterback Kirk Cousins took over for Washington. On Cousins' first drive, cornerback Dominique Rodgers-Cromartie snared his pass and returned the ball 75 yards for a touchdown.

The turnover was followed by another interception on Washington's ensuing series as defensive end Shaun Phillips caught a Cousins' pass to seal the game and extend the Broncos record to 7-1 entering the bye week.

### OFFICIALS:

**Referee** — Ron Winter (14); **Umpire** — Carl Paganelli (124); **Head Linesman** — Jim Howey (37); **Line Judge** — Gary Arthur (108); **Side Judge** — Tom Hill (97); **Field Judge** — Scott Steenson (88); **Back Judge** — Greg Steed (12); **Replay** — Jim Lapetina.

### DENVER BRONCOS

#### OFFENSE

**WR** 88 D. Thomas  
**LT** 75 C. Clark  
**LG** 68 Z. Beadles  
**C** 66 M. Ramirez  
**RG** 65 L. Vazquez  
**RT** 74 O. Franklin  
**TE** 80 J. Thomas  
**WR** 87 E. Decker  
**WR** 83 W. Welker  
**QB** 18 P. Manning  
**RB** 27 K. Moreno

#### DEFENSE

**LDE** 95 D. Wolfe  
**DT** 99 K. Vickerson  
**NT** 94 T. Knighton  
**RDE** 90 S. Phillips  
**SLB** 58 V. Miller  
**MLB** 52 W. Woodyard  
**WLB** 59 D. Trevathan  
**LCB** 25 C. Harris  
**RCB** 45 D. Rodgers-Cromartie  
**SS** 33 D. Ihenacho  
**FS** 26 R. Moore

**BRONCOS SUBSTITUTIONS:** P 4 B.Colquitt, K 5 M.Prater, WR 11 T.Holliday, WR 12 A.Caldwell, S 20 M.Adams, RB 22 C.Anderson, CB 23 Q.Jammer, RB 28 M.Ball, S 30 D.Bruton, S 31 O.Bolden, CB 36 K.Webster, LS 46 A.Brewer, LB 51 P.Lenon, LB 53 S.Johnson, LB 56 N.Irving, C 60 S.Vallos, TE 81 J.Dreessen, TE 84 J.Tamme, TE 85 V.Green, DE 91 R.Ayers, DT 96 M.Unrein, DE 97 M.Jackson. **DID NOT PLAY:** QB 17 B.Osweiler, T 77 W.Justice. **INACTIVE:** QB 2 Z.Dysert, RB 21 R.Hillman, CB 24 C.Bailey, CB 32 T.Carter, G 72 J.Moffitt, G 73 C.Kuper, DT 92 S.Williams.

### WASHINGTON REDSKINS

#### OFFENSE

**WR** 88 P. Garcon  
**LT** 71 T. Williams  
**LG** 78 K. Lichtensteiger  
**C** 63 W. Montgomery  
**RG** 66 C. Chester  
**RT** 74 T. Polumbus  
**TE** 82 L. Paulsen  
**WR** 15 J. Morgan  
**QB** 10 R. Griffin  
**TE** 86 J. Reed  
**RB** 46 A. Morris

#### DEFENSE

**CB** 39 D. Amerson  
**NT** 96 B. Cofield  
**RDE** 72 S. Bowen  
**LOLB** 91 R. Kerrigan  
**MLB** 59 L. Fletcher  
**JLB** 56 P. Riley  
**ROLB** 98 B. Orakpo  
**LCB** 23 D. Hall  
**RCB** 26 J. Wilson  
**SS** 48 J. Gumbs  
**FS** 30 E. Biggers

**REDSKINS SUBSTITUTIONS:** K 2 K.Forbath, P 6 S.Rocca, WR 11 A.Robinson, QB 12 K.Cousins, RB 22 E.Royster, S 24 B.Rambo, RB 29 R.Helu, S 32 J.Pugh, S 34 T.Robinson, FB 36 D.Young, LS 40 K.Nelson, CB 45 J.Murphy, LB 50 R.Jackson, LB 54 D.Tapp, LB 55 N.Barnett, LB 58 J.Hull, DL 64 K.Golston, T 68 T.Compton, G 73 A.Gettis, TE 84 N.Paul, WR 85 L.Hankerson, WR 89 S.Moss, DL 92 C.Baker, DT 99 J.Jenkins. **INACTIVE:** QB 8 R.Grossman, RB 25 C.Thompson, S 37 R.Doughty, LB 51 B.Jenkins, G 67 J.LeRibeus, TE 83 F.Davis, NT 95 C.Neid.

		1	2	3	4	OT	TOTAL	FIELD GOALS (made ( ) missed)	
VISITOR	Washington Redskins	0	7	14	0	—	21		
HOME	Denver Broncos	7	0	7	31	—	45	Prater (19)	
Team	Qtr	Clock Time	PLAY DESCRIPTION (Extra Point) (Drive Info)				SCORE		
							Visitor	Home	
BRONCOS	1	10:02	W. Welker 6 yd. pass from P. Manning (M. Prater kick) (9-77, 3:40)				0	7	
REDSKINS	2	0:19	L. Hankerson 7 yd. pass from R. Griffin (K. Forbath kick) (16-95, 7:03)				7	7	
REDSKINS	3	11:34	A. Morris 1 yd. run (K. Forbath kick) (3-19, 1:22)				14	7	
REDSKINS	3	11:25	D. Hall 26 yd. interception return (K. Forbath kick)				21	7	
BRONCOS	3	7:48	M. Ball 4 yd. run (M. Prater kick) (11-75, 3:37)				21	14	
BRONCOS	4	14:56	J. Dreessen 1 yd. pass from P. Manning (M. Prater kick) (16-83, 4:59)				21	21	
BRONCOS	4	14:19	K. Moreno 35 yd. pass from P. Manning (M. Prater kick) (1-35, 0:10)				21	28	
BRONCOS	4	11:14	M. Prater 19 yd. Field Goal (5-23, 2:01)				21	31	
BRONCOS	4	6:35	D. Thomas 35 yd. pass from P. Manning (M. Prater kick) (2-25, 0:34)				21	38	
BRONCOS	4	2:07	D. Rodgers-Cromartie 75 yd. interception return (M. Prater kick)				21	45	

FINAL INDIVIDUAL STATISTICS																					
Washington Redskins									Denver Broncos												
RUSHING	ATT	YDS	AVG	LG	TD				RUSHING	ATT	YDS	AVG	LG	TD							
A. Morris	17	93	5.5	27	1				K. Moreno	13	43	3.3	8	0							
R. Helu	5	11	2.2	4	0				M. Ball	12	38	3.2	8	1							
R. Griffin	5	7	1.4	4	0				C. Anderson	4	22	5.5	11	0							
K. Cousins	1	1	1.0	1	0				T. Holliday	1	7	7.0	7	0							
									P. Manning	4	-3	-0.8	0	0							
TOTAL	28	112	4.0	27	1				TOTAL	34	107	3.1	11	1							
PASSING	ATT	CMP	YDS	TKD/ YD	TD	LG	IN	Rtg.	PASSING	ATT	CMP	YDS	TKD/ YD	TD	LG	IN	Rtg.				
R. Griffin	30	15	132	3/26	1	17	2	45.4	P. Manning	44	30	354	2/15	4	35	3	94.3				
K. Cousins	9	5	48	0/0	0	17	2	31.0													
TOTAL	39	20	180	3/26	1	17	4	33.0	TOTAL	44	30	354	2/15	4	35	3	94.3				
PASS RECEIVING		NO	YDS	AVG	LG	TD				PASS RECEIVING		NO	YDS	AVG	LG	TD					
J. Reed		8	90	11.3	17	0				D. Thomas		7	75	10.7	35	1					
P. Garcon		7	46	6.6	14	0				K. Moreno		6	89	14.8	35	1					
S. Moss		2	20	10.0	10	0				W. Welker		6	81	13.5	24	1					
R. Helu		1	14	14.0	14	0				E. Decker		4	42	10.5	19	0					
L. Hankerson		1	7	7.0	7	1				J. Thomas		3	29	9.7	19	0					
J. Morgan		1	3	3.0	3	0				J. Dreessen		2	9	4.5	8	1					
										J. Tamme		1	15	15.0	15	0					
										A. Caldwell		1	14	14.0	14	0					
TOTAL		20	180	9.0	17	1				TOTAL		30	354	11.8	35	4					
INTERCEPTIONS		NO	YDS	AVG	LG	TD				INTERCEPTIONS		NO	YDS	AVG	LG	TD					
D. Hall		2	26	13.0	26	1				D. Rodgers-Cromartie		1	75	75.0	75	1					
J. Pugh		1	16	16.0	16	0				R. Moore		1	18	18.0	18	0					
										S. Phillips		1	3	3.0	3	0					
										C. Harris		1	1	1.0	1	0					
TOTAL		3	42	14.0	26	1				TOTAL		4	97	24.3	75	1					
PUNTING	NO	YDS	AVG	NET	TB	IN20	LG		PUNTING	NO	YDS	AVG	NET	TB	IN20	LG					
S. Rocca	7	274	39.1	37.7	0	4	60		B. Colquitt	3	147	49.0	37.0	0	1	55					
TOTAL	7	274	39.1	37.7	0	4	60		TOTAL	3	147	49.0	37.0	0	1	55					
PUNT RETURNS		NO	YDS	AVG	FC	LG	TD		PUNT RETURNS		NO	YDS	AVG	FC	LG	TD					
J. Morgan		2	36	18.0	0	34	0		T. Holliday		1	10	10.0	1	10	0					
[DOWNED]		1	0	0.0	0	0	0		[DOWNED]		1	0	0.0	0	0	0					
									[OUT OF BOUNDS]		4	0	0.0	0	0	0					
RETURNS		2	36	18.0	0	34	0		RETURNS		1	10	10.0	1	10	0					
KICKOFF RETURNS		NO	YDS	AVG	FC	LG	TD		KICKOFF RETURNS		NO	YDS	AVG	FC	LG	TD					
[TOUCHBACK]		8	0	0.0	0	0	0		T. Holliday		1	30	30.0	0	30	0					
									[TOUCHBACK]		3	0	0.0	0	0	0					
RETURNS		0	0	0.0	0	0	0		RETURNS		1	30	30.0	0	30	0					
Washington Redskins	Own			Opp.			Out			Denver Broncos	Own			Opp.			Out				
FUMBLES	Fum	Lost	Rec.	Yds	TD	FF	Rec.	Yds	TD	Bnds	FUMBLES	Fum	Lost	Rec.	Yds	TD	FF	Rec.	Yds	TD	Bnds
R. Griffin	2	1	0	-4	0	0	0	0	0	0	P. Manning	1	1	0	0	0	0	0	0	0	0
A. Morris	1	0	0	0	0	0	0	0	0	0	V. Miller	0	0	0	0	0	1	0	0	0	0
R. Helu	0	0	1	0	0	0	0	0	0	0	D. Trevathan	0	0	0	0	0	1	0	0	0	0
L. Paulsen	0	0	1	0	0	0	0	0	0	0	D. Wolfe	0	0	0	0	0	0	1	1	0	0
R. Kerrigan	0	0	0	0	0	1	0	0	0	0											
B. Orakpo	0	0	0	0	0	0	1	0	0	0											
TOTAL	3	1	2	-4	0	1	1	0	0	0	TOTAL	1	1	0	0	0	2	1	1	0	0

FINAL TEAM STATISTICS																	
	REDSKINS				BRONCOS					REDSKINS				BRONCOS			
TOTAL FIRST DOWNS	22				29				FGs - PATs Had Blocked	0-0				0-0			
By Rushing	8				6				Net Punting Average	37.7				37.0			
By Passing	11				23				TOTAL RETURN YARDAGE (Not Including Kickoffs)	78				107			
By Penalty	3				0				No. and Yards Punt Returns	2-36				1-10			
THIRD DOWN EFFICIENCY	6-14-43%				4-12-33%				No. and Yards Kickoff Returns	0-0				1-30			
FOURTH DOWN EFFICIENCY	0-0-0%				2-2-100%				No. and Yards Interception Returns	3-42				4-97			
TOTAL NET YARDS	266				446				PENALTIES Number and Yards	1-5				6-57			
Total Offensive Plays (inc. times thrown passing)	70				80				FUMBLES Number and Lost	3-1				1-1			
Average gain per offensive play	3.8				5.6				TOUCHDOWNS	3				6			
NET YARDS RUSHING	112				107				Rushing	1				1			
Total Rushing Plays	28				34				Passing	1				4			
Average gain per rushing play	4.0				3.1				Interceptions	1				1			
Tackles for a loss-number and yards	2-5				2-3				EXTRA POINTS Made-Attempts	3-3				6-6			
NET YARDS PASSING	154				339				Kicking Made-Attempts	3-3				6-6			
Times thrown - yards lost attempting to pass	3-26				2-15				FIELD GOALS Made-Attempts	0-0				1-1			
Gross yards passing	180				354				RED ZONE EFFICIENCY	2-2-100%				3-4-75%			
PASS ATTEMPTS-COMPLETIONS-HAD INTERCEPTED	39-20-4				44-30-3				GOAL TO GO EFFICIENCY	2-2-100%				3-4-75%			
Avg gain per pass play (inc.# thrown passing)	3.7				7.4				SAFETIES	0				0			
KICKOFFS Number-In End Zone-Touchbacks	4-4-3				8-8-8				FINAL SCORE	21				45			
PUNTS Number and Average	7-39.1				3-49.0				TIME OF POSSESSION	28:00				32:00			
Had Blocked	0				0												

BRONCOS DEFENSIVE STATISTICS																	
(Press Box Totals)																	
PLAYER	UT	A	TT	S-YDS	I-YDS	PD	FF	FR	PLAYER	UT	A	TT	S-YDS	I-YDS	PD	FF	FR
D. Trevathan	6	4	10	0-0	0-0	1	1	0	K. Webster	2	0	2	0-0	0-0	0	0	0
R. Moore	6	0	6	0-0	1-18	1	0	0	D. Wolfe	1	1	2	1-9	0-0	0	0	1
V. Miller	4	1	5	1-9	0-0	0	1	0	K. Vickerson	1	0	1	0-0	0-0	0	0	0
W. Woodyard	4	1	5	0-0	0-0	0	0	0	M. Unrein	1	0	1	0-0	0-0	0	0	0
D. Rodgers-Cromartie	4	1	5	0-0	1-75	3	0	0	Q. Jammer	1	0	1	0-0	0-0	0	0	0
R. Ayers	3	0	3	0-0	0-0	0	0	0	M. Jackson	0	1	1	0-0	0-0	0	0	0
C. Harris	3	0	3	0-0	1-1	2	0	0	N. Irving	0	1	1	0-0	0-0	0	0	0
D. Ihenacho	3	0	3	0-0	0-0	1	0	0	S. Phillips	0	1	1	0-0	1-3	1	0	0
M. Adams	1	2	3	0-0	0-0	1	0	0	TEAM TOTALS	42	13	55	3-26	4-97	10	2	1
T. Knighton	2	0	2	1-8	0-0	0	0	0									





## Denver 28, San Diego 20

Sunday, Nov. 10, 2013 • 1:25 p.m. PST • Qualcomm Stadium • San Diego

WEATHER: Sunny, 78°, Wind SSW 6 mph • TIME: 3:01 • ATTENDANCE: 68,847

The Denver Broncos defeated the San Diego Chargers 28-20 to give Owner & CEO Pat Bowlen his 300th career win making him the first owner in professional football history to reach that milestone in just 30 years.

Denver jumped out early, forcing a San Diego punt on the opening series of the game. Three plays later, quarterback Peyton Manning (25-of-36 for 330 yds., 4 TDs, 0 INT) connected with tight end Julius Thomas for a 74-yard touchdown reception to give the Broncos the early lead.

The Chargers' second offensive possession was a steady 14 play, 72-yard drive that took nearly 10 minutes and resulted in a 26-yard field goal by kicker Nick Novak on the first play of the second quarter.

San Diego's defense forced the Broncos to consecutive three-and-out series and were able to cut the deficit to 7-6 after Novak converted his second field goal of the game.

Manning and the Broncos offense were able to respond with another touchdown drive as Manning completed an 11-yard touchdown pass to wide receiver Demaryius Thomas.

After Novak missed a 37-yard field goal attempt, Manning led the two-minute offense on a nine-play scoring drive to end the half. He completed 8-of-9 passes on the series for 73 yards which concluded with a 7-yard touchdown reception by Demaryius Thomas.

Despite losing the time of possession battle 22:29-7:31, Denver entered halftime with a 21-6 lead.

The Broncos scored on the opening drive of the second half when Demaryius Thomas (7 rec. for 108 yds., 3 TDs) caught his third receiving touchdown of the game from Manning to tie a franchise single-game record.

San Diego was forced to punt on their first possession of the third quarter, but got the ball back two plays later when linebacker Tourek Williams strip-sacked Manning and linebacker Donald Butler recovered the ball at Denver's 11-yard line. Two plays later, quarterback Philip Rivers (19-of-29 for 218 yds., 1 TD, 0 INT) completed a 7-yard pass to running back Danny Woodhead to bring the score to 28-13.

Both teams were held scoreless the rest of the third quarter, but the Chargers were able to close the gap to 28-20 on a 1-yard touchdown run by running back Ryan Mathews with 10:42 left.

After the score, Denver was able to execute an eight-play drive that accumulated 3:59 before punting the ball to San Diego.

The Broncos defense was stout against the Chargers offense and forced San Diego to punt with 3:26 left.

Denver's offense maintained control of the ball and converted three critical first downs to preserve the 28-20 victory and extend the team's consecutive AFC West win streak to eight games.

### OFFICIALS:

**Referee** — Tony Corrente (99); **Umpire** — Fred Bryan (11); **Head Linesman** — George Hayward (54); **Line Judge** — Darryll Lewis (130); **Side Judge** — Ron Torbert (62); **Field Judge** — Gary Cavaletto (60); **Back Judge** — Greg Wilson (119); **Replay** — Howard Slavin.

### DENVER BRONCOS

#### OFFENSE

**WR** 88 D. Thomas  
**LT** 75 C. Clark  
**LG** 68 Z. Beadles  
**C** 66 M. Ramirez  
**RG** 65 L. Vasquez  
**RT** 74 O. Franklin  
**TE** 80 J. Thomas  
**WR** 87 E. Decker  
**WR** 83 W. Welker  
**QB** 18 P. Manning  
**RB** 27 K. Moreno

#### DEFENSE

**LDE** 95 D. Wolfe  
**DT** 99 K. Vickerson  
**NT** 94 T. Knighton  
**RDE** 90 S. Phillips  
**SLB** 58 V. Miller  
**MLB** 52 W. Woodyard  
**WLB** 59 D. Trevathan  
**LCB** 25 C. Harris  
**RCB** 23 Q. Jammer  
**SS** 20 M. Adams  
**FS** 26 R. Moore

**BRONCOS SUBSTITUTIONS:** P 4 B.Colquhitt, K 5 M.Prater, WR 11 T.Holliday, WR 12 A.Caldwell, RB 22 C.Anderson, RB 28 M.Ball, S 30 D.Bruton, S 31 O.Bolden, CB 32 T.Carter, CB 36 K.Webster, CB 45 D.Rodgers-Cromartie, LS 46 A.Brewer, LB 51 P.Lenon, LB 53 S.Johnson, LB 56 N.Irving, C 60 S.Vallos, TE 81 J.Dreessen, TE 84 J.Tamme, TE 85 V.Green, DE 91 R.Ayers, DT 96 M.Unrein, DE 97 M.Jackson, **DID NOT PLAY:** QB 17 B.Osweiler, T 77 W.Justice, **INACTIVE:** QB 2 C.Dysert, RB 21 R.Hillman, CB 24 C.Bailey, S 33 D.Ihenacho, C 50 J.Walton, G 73 C.Kuper, DT 92 S.Williams.

### SAN DIEGO CHARGERS

#### OFFENSE

**TE** 89 L. Green  
**WR** 13 K. Allen  
**LT** 77 K. Dunlap  
**LG** 63 J. Troutman  
**C** 61 N. Hardwick  
**RG** 66 J. Clary  
**RT** 76 D. Fluker  
**TE** 85 A. Gates  
**WR** 11 E. Royal  
**QB** 17 P. Rivers  
**RB** 24 R. Mathews

#### DEFENSE

**RE** 94 C. Liuget  
**DT** 90 T. Keiser  
**LE** 91 K. Reyes  
**OLB** 51 L. English  
**ILB** 50 M. Te'o  
**ILB** 56 D. Butler  
**CB** 26 J. Patrick  
**LCB** 22 D. Cox  
**RCB** 29 S. Wright  
**SS** 38 M. Gilchrist  
**FS** 32 E. Weddle

**CHARGERS SUBSTITUTIONS:** P 5 M.Scifres, K 9 N.Novak, WR 16 S.Ajirotutu, CB 20 C.Butler, RB 23 R.Brown, S 25 D.Stuckey, CB 31 R.Marshall, FB 33 L.McClain, S 37 J.Addae, RB 39 D.Woodhead, LS 47 M.Windt, ILB 52 R.Walker, OLB 58 T.Williams, ILB 59 A.Gachkar, DE 71 L.Guy, C 74 R.Ohrnberger, G 78 C.Rinehart, TE 83 J.Phillips, WR 86 V.Brown, DT 92 C.Thomas, DT 95 K.Geathers, ILB 97 B.Bird, DE 98 S.Lissemore, **DID NOT PLAY:** QB 6 C.Whitehurst, **INACTIVE:** QB 4 B.Sorensen, WR-KR 10 L.Hawkins, SS 28 B.Taylor, T 60 M.Remmers, T 67 N.Becton, G-T 70 S.Schilling, OLB 96 J.Johnson.

		1	2	3	4	OT	TOTAL	FIELD GOALS (made ( ) missed)	
<b>VISITOR</b>	Denver Broncos	7	14	7	0	—	28		
<b>HOME</b>	San Diego Chargers	0	6	7	7	—	20	N. Novak (26) (40) 37WL	
Team	Qtr	Clock Time	PLAY DESCRIPTION (Extra Point) (Drive Info)					SCORE	
								Visitor	Home
BRONCOS	1	9:18	J. Thomas 74 yd. pass from P. Manning (M. Prater kick) (3-85, 0:57)					7	0
CHARGERS	2	14:58	N. Novak 26 yd. Field Goal (14-72, 9:20)					7	3
CHARGERS	2	9:05	N. Novak 40 yd. Field Goal (5-37, 1:59)					7	6
BRONCOS	2	6:38	D. Thomas 11 yd. pass from P. Manning (M. Prater kick) (7-80, 2:27)					14	6
BRONCOS	2	0:13	D. Thomas 7 yd. pass from P. Manning (M. Prater kick) (9-73, 1:25)					21	6
BRONCOS	3	11:34	D. Thomas 34 yd. pass from P. Manning (M. Prater kick) (8-78, 3:26)					28	6
CHARGERS	3	8:38	D. Woodhead 7 yd. pass from P. Rivers (N. Novak kick) (2-11, 0:52)					28	13
CHARGERS	4	10:42	R. Mathews 1 yd. run (N. Novak kick) (9-60, 4:47)					28	20

FINAL INDIVIDUAL STATISTICS																					
Denver Broncos									San Diego Chargers												
RUSHING	ATT	YDS	AVG	LG	TD				RUSHING	ATT	YDS	AVG	LG	TD							
K. Moreno	15	65	4.3	9	0				R. Mathews	14	59	4.2	35	1							
M. Ball	5	20	4.0	12	0				R. Brown	9	36	4.0	7	0							
P. Manning	2	-1	-0.5	0	0				D. Woodhead	6	27	4.5	8	0							
									P. Rivers	5	7	1.4	3	0							
									E. Weddle	1	2	2.0	2	0							
TOTAL	22	84	3.8	12	0				TOTAL	35	131	3.7	35	1							
PASSING	ATT	CMP	YDS	TKD/ YD	TD	LG	IN	Rtg.	PASSING	ATT	CMP	YDS	TKD/ YD	TD	LG	IN	Rtg.				
P. Manning	36	25	330	2/17	4	74	0	135.2	P. Rivers	29	19	218	4/20	1	30	0	99.5				
TOTAL	36	25	330	2/17	4	74	0	135.2	TOTAL	29	19	218	4/20	1	30	0	99.5				
PASS RECEIVING			NO	YDS	AVG	LG	TD				PASS RECEIVING			NO	YDS	AVG	LG	TD			
K. Moreno			8	49	6.1	11	0				A. Gates			4	62	15.5	24	0			
D. Thomas			7	108	15.4	34	3				K. Allen			4	41	10.3	18	0			
J. Thomas			3	96	32.0	74	1				D. Woodhead			4	17	4.3	7	1			
E. Decker			3	52	17.3	34	0				V. Brown			3	35	11.7	15	0			
W. Welker			3	21	7.0	11	0				E. Royal			2	36	18.0	30	0			
V. Green			1	4	4.0	4	0				L. Green			1	25	25.0	25	0			
											R. Mathews			1	2	2.0	2	0			
TOTAL			25	330	13.2	74	4				TOTAL			19	218	11.5	30	1			
INTERCEPTIONS			NO	YDS	AVG	LG	TD				INTERCEPTIONS			NO	YDS	AVG	LG	TD			
TOTAL			0	0	0.0	—	0				TOTAL			0	0	0.0	—	0			
PUNTING	NO	YDS	AVG	NET	TB	IN20	LG				PUNTING	NO	YDS	AVG	NET	TB	IN20	LG			
B. Colquitt	5	233	46.6	42.6	1	0	59				M. Scifres	5	238	47.6	46.4	0	4	61			
TOTAL	5	233	46.6	42.6	1	0	59				TOTAL	5	238	47.6	46.4	0	4	61			
PUNT RETURNS			NO	YDS	AVG	FC	LG	TD				PUNT RETURNS			NO	YDS	AVG	FC	LG	TD	
T. Holliday			2	6	3.0	3	6	0				K. Allen			0	0	0.0	3	0	0	
												[DOWNED]			1	0	0.0	0	0	0	
												[TOUCHBACK]			1	0	0.0	0	0	0	
RETURNS			2	6	3.0	3	6	0				RETURNS			0	0	0.0	3	—	0	
KICKOFF RETURNS			NO	YDS	AVG	FC	LG	TD				KICKOFF RETURNS			NO	YDS	AVG	FC	LG	TD	
T. Holliday			4	103	25.8	0	30	0				[TOUCHBACK]			5	0	0.0	0	0	0	
[TOUCHBACK]			1	0	0.0	0	0	0													
RETURNS			4	103	25.8	0	30	0				RETURNS			0	0	0.0	0	—	0	
Denver Broncos	Own			Opp.			Out			San Diego Chargers	Own			Opp.			Out				
FUMBLES	Fum	Lost	Rec.	Yds	TD	FF	Rec.	Yds	TD	Bnds	FUMBLES	Fum	Lost	Rec.	Yds	TD	FF	Rec.	Yds	TD	Bnds
T. Holliday	1	0	1	0	0	0	0	0	0	0	P. Rivers	1	0	1	-4	0	0	0	0	0	0
P. Manning	1	1	0	0	0	0	0	0	0	0	T. Williams	0	0	0	0	0	1	0	0	0	0
											D. Butler	0	0	0	0	0	0	1	0	0	0
TOTAL	2	1	1	0	0	0	0	0	0	0	TOTAL	1	0	1	-4	0	1	1	0	0	0

FINAL TEAM STATISTICS						
	BRONCOS		CHARGERS			
TOTAL FIRST DOWNS	22	20	FGs - PATs Had Blocked	0-0	0-0	
By Rushing	5	7	Net Punting Average	42.6	46.4	
By Passing	17	11	TOTAL RETURN YARDAGE (Not Including Kickoffs)	6	0	
By Penalty	0	2	No. and Yards Punt Returns	2-6	0-0	
THIRD DOWN EFFICIENCY	3-8-38%	7-16-44%	No. and Yards Kickoff Returns	4-103	0-0	
FOURTH DOWN EFFICIENCY	0-0-0%	1-1-100%	No. and Yards Interception Returns	0-0	0-0	
TOTAL NET YARDS	397	329	PENALTIES Number and Yards	3-28	6-40	
Total Offensive Plays (inc. times thrown passing)	60	68	FUMBLES Number and Lost	2-1	1-0	
Average gain per offensive play	6.6	4.8	TOUCHDOWNS	4	2	
NET YARDS RUSHING	84	131	Rushing	0	1	
Total Rushing Plays	22	35	Passing	4	1	
Average gain per rushing play	3.8	3.7	EXTRA POINTS Made-Attempts	4-4	2-2	
Tackles for a loss-number and yards	1-2	2-5	Kicking Made-Attempts	4-4	2-2	
NET YARDS PASSING	313	198	FIELD GOALS Made-Attempts	0-0	2-3	
Times thrown - yards lost attempting to pass	2-17	4-20	RED ZONE EFFICIENCY	2-2-100%	2-4-50%	
Gross yards passing	330	218	GOAL TO GO EFFICIENCY	1-1-100%	1-1-100%	
PASS ATTEMPTS-COMPLETIONS-HAD INTERCEPTED	36-25-0	29-19-0	SAFETIES	0	0	
Avg gain per pass play (inc.# thrown passing)	8.2	6.0	FINAL SCORE	28	20	
KICKOFFS Number-In End Zone-Touchbacks	5-5-5	5-5-1	TIME OF POSSESSION	21:57	38:03	
PUNTS Number and Average	5-46.6	5-47.6				
Had Blocked	0	0				

BRONCOS DEFENSIVE STATISTICS																	
(Press Box Totals)																	
PLAYER	UT	A	TT	S-YDS	I-YDS	PD	FF	FR	PLAYER	UT	A	TT	S-YDS	I-YDS	PD	FF	FR
D. Trevathan	9	2	11	0-0	0-0	0	0	0	T. Knighton	2	0	2	1-3	0-0	0	0	0
W. Woodyard	5	6	11	0-0	0-0	1	0	0	D. Bruton	2	0	2	0-0	0-0	0	0	0
K. Vickerson	6	0	6	0-0	0-0	1	0	0	R. Moore	1	1	2	0-0	0-0	1	0	0
V. Miller	5	1	6	1-2	0-0	0	0	0	D. Wolfe	1	0	1	1-5	0-0	0	0	0
C. Harris	5	0	5	0-0	0-0	2	0	0	S. Phillips	1	0	1	1-10	0-0	0	0	0
K. Webster	4	1	5	0-0	0-0	1	0	0	R. Ayers	1	0	1	0-0	0-0	0	0	0
D. Rodgers-Cromartie	4	0	4	0-0	0-0	0	0	0	N. Irving	1	0	1	0-0	0-0	0	0	0
M. Adams	3	1	4	0-0	0-0	0	0	0	J. Tamme	0	1	1	0-0	0-0	0	0	0
Q. Jammer	3	0	3	0-0	0-0	1	0	0	M. Unrein	0	1	1	0-0	0-0	0	0	0
M. Jackson	2	1	3	0-0	0-0	0	0	0	TEAM TOTALS	55	15	70	4-20	0-0	7	0	0





# Denver 27, Kansas City 17

Sunday, Nov. 17, 2013 • 6:30 p.m. MST • Sports Authority Field at Mile High • Denver

**WEATHER:** Clear, 43°, Wind E 6 mph • **TIME:** 3:38 • **ATTENDANCE:** 77,076

The Denver Broncos defeated the previously undefeated Kansas City Chiefs 27-17 in a game that boasted the highest winning percentage (.944 / 17-1) for a game 11 weeks into the season since the 1970 NFL-AFL merger.

After forcing the Chiefs to punt on their first offensive series, the Broncos orchestrated a scoring drive which resulted in a season-long 54-yard field goal by kicker Matt Prater to give Denver the early lead.

The defenses controlled much of the first quarter as the teams combined for four total punts and two takeaways.

After recovering a Chiefs' fumble, Broncos quarterback Peyton Manning (24-of-40 for 323 yds., 1 TD, 0 INT) led the offense on a touchdown drive highlighted by a 70-yard reception by wide receiver Demaryius Thomas (5 rec. for 121 yds., 0 TD) that put Denver deep in Kansas City territory. Two plays later, Manning connected with tight end Julius Thomas on a 9-yard pass in the end zone.

The Chiefs got on the scoreboard at the beginning of the second quarter as quarterback Alex Smith led Kansas City on an 11-play, 80-yard drive. Wide receiver Dwayne Bowe (4 rec. for 57 yds., 1 TD) caught a 6-yard touchdown pass from Smith to bring the score to 10-7.

On the ensuing series, Manning coordinated an efficient drive as he completed 5-of-6 passes for 66 yards. Rookie running back Montee Ball scored on a 1-yard carry to conclude the 10-play, 79-yard series.

Kansas City kicker Ryan Succop made a 20-yard field goal toward the end of the quarter to cut the deficit to 17-10 at halftime.

Defense was the story of the third quarter as the teams combined for six consecutive punts to open the second half. Brothers and dueling punters Britton and Dustin Colquitt registered 13 total kicks on the day as each team battled for field position.

Ball was able to score his second touchdown of the game on an 8-yard run toward the end of the third quarter to increase Denver's lead to 24-10.

After forcing the Chiefs to their seventh punt of the game, Prater made a 36-yard field goal to give Denver a 27-10 advantage—its largest lead of the day.

Smith (21-of-45 for 230 yds., 2 TD, 0 INT) threw his second touchdown of the game when he completed a 10-yard pass to tight end Anthony Fasano.

The score would represent the Chiefs' last points of the game as Denver's defense thwarted a late rally by Kansas City.

The victory gave Denver its ninth consecutive win over AFC West opponents as the Broncos improved to 9-1 and moved to the top spot in the division.

## OFFICIALS:

**Referee** — John Parry (132); **Umpire** — Dan Ferrell (64); **Head Linesman** — Derick Bowers (74); **Line Judge** — Adrian Hill (29); **Side Judge** — Joe Larrew (73); **Field Judge** — Scott Edwards (3); **Back Judge** — Perry Paganelli (46); **Replay** — Bobby McGrath.

## DENVER BRONCOS

### OFFENSE

**WR** 88 D. Thomas  
**LT** 75 C. Clark  
**LG** 68 Z. Beadles  
**C** 66 M. Ramirez  
**RG** 65 L. Vazquez  
**RT** 74 O. Franklin  
**TE** 80 J. Thomas  
**WR** 87 E. Decker  
**WR** 83 W. Welker  
**QB** 18 P. Manning  
**RB** 27 K. Moreno

### DEFENSE

**LDE** 95 D. Wolfe  
**DT** 99 K. Vickerson  
**NT** 94 T. Knighton  
**RDE** 90 S. Phillips  
**SLB** 58 V. Miller  
**MLB** 52 W. Woodyard  
**WLB** 59 D. Trevathan  
**LCB** 25 C. Harris  
**RCB** 45 D. Rodgers-Cromartie  
**SS** 33 D. Ihenacho  
**FS** 26 R. Moore

**BRONCOS SUBSTITUTIONS:** P 4 B.Colquitt, K 5 M.Prater, WR 11 T.Holliday, WR 12 A.Caldwell, S 20 M.Adams, RB 22 C.Anderson, CB 23 Q.Jammer, RB 28 M.Ball, S 30 D.Bruton, S 31 O.Bolden, CB 36 K.Webster, LS 46 A.Brewer, LB 51 P.Lenon, LB 53 S.Johnson, C 60 S.Vallos, TE 81 J.Dreessen, TE 84 J.Tammie, TE 85 V.Green, DE 91 R.Ayers, DT 92 S.Williams, DT 96 M.Unrein, DE 97 M.Jackson. **DID NOT PLAY:** QB 17 B.Osweiler, T 77 W.Justice. **INACTIVE:** QB 2 Z.Dysert, RB 21 R.Hillman, CB 24 C.Bailey, CB 32 T.Carter, C 50 J.Walton, LB 56 N.Irving, G 73 C.Kuper.

## KANSAS CITY CHIEFS

### OFFENSE

**WR** 17 D. Avery  
**LT** 76 B. Albert  
**LG** 71 J. Allen  
**C** 61 R. Hudson  
**RG** 73 J. Asamoah  
**RT** 72 E. Fisher  
**TE** 80 A. Fasano  
**WR** 82 D. Bowe  
**QB** 11 A. Smith  
**RB** 25 J. Charles  
**TE** 84 S. McGrath

### DEFENSE

**NT** 92 D. Poe  
**RDE** 70 M. Devito  
**LOLB** 50 J. Houston  
**RILB** 56 D. Johnson  
**ROLB** 91 T. Hali  
**LCB** 24 B. Flowers  
**RCB** 27 S. Smith  
**CB** 31 M. Cooper  
**S** 35 Q. Demps  
**SS** 29 E. Berry  
**FS** 23 K. Lewis

**CHIEFS SUBSTITUTIONS:** P 2 D.Colquitt, K 6 R.Succop, WR 15 A.Jenkins, WR 19 K.Williams, WR 22 D.McCluster, DB 26 S.Cummings, RB 32 C.Gray, RB 34 K.Davis, CB 38 R.Parker, S 39 H.Abdullah, FB 42 A.Sherman, LS 43 T.Gafford, LB 51 F.Zombo, LB 52 J.Johnson, LB 54 D.Moses, LB 55 A.Jordan, G/T 74 G.Schwartz, DE 77 M.Catapano, OL 79 D.Stephenson, WR 88 J.Hemingway, DE 94 T.Jackson, DL 97 A.Bailey, DT 98 A.Toribio. **DID NOT PLAY:** QB 10 C.Daniel. **INACTIVE:** QB 9 T.Bray, CB 21 D.Robinson, LB 57 N.Johnson, C 64 E.Kush, OL 69 R.Watkins, G 75 R.Johnson, DT 96 J.Howard.

		1	2	3	4	OT	TOTAL	FIELD GOALS (made ( ) missed)
<b>VISITOR</b>	Kansas City Chiefs	0	10	0	7	—	17	R. Succop (20)
<b>HOME</b>	Denver Broncos	10	7	7	3	—	27	M. Prater (54) 52WL (36)
Team	Qtr	Clock Time	PLAY DESCRIPTION (Extra Point) (Drive Info)				SCORE	
							Visitor	Home
BRONCOS	1	12:33	M. Prater 54 yd. Field Goal (7-17, 1:31)				0	3
BRONCOS	1	3:03	J. Thomas 9 yd. pass from P. Manning (M. Prater kick) (5-84, 2:25)				0	10
CHIEFS	2	13:23	D. Bowe 6 yd. pass from A. Smith (R. Succop kick) (11-80, 4:40)				7	10
BRONCOS	2	9:05	M. Ball 1 yd. run (M. Prater kick) (10-79, 4:18)				7	17
CHIEFS	2	2:55	R. Succop 20 yd. Field Goal (12-79, 6:10)				10	17
BRONCOS	3	2:22	M. Ball 8 yd. run (M. Prater kick) (6-65, 3:02)				10	24
BRONCOS	4	7:06	M. Prater 36 yd. Field Goal (10-62, 4:42)				10	27
CHIEFS	4	4:56	A. Fasano 10 yd. pass from A. Smith (R. Succop kick) (9-80, 2:10)				17	27

FINAL INDIVIDUAL STATISTICS																													
Kansas City Chiefs											Denver Broncos																		
RUSHING		ATT	YDS	AVG	LG	TD	RUSHING		ATT	YDS	AVG	LG	TD	RUSHING		ATT	YDS	AVG	LG	TD									
J. Charles		16	78	4.9	35	0	K. Moreno		27	79	2.9	11	0	M. Ball		8	25	3.1	8	2									
A. Smith		5	52	10.4	25	0	P. Manning		1	0	0.0	0	0	P. Manning		1	0	0.0	0	0									
K. Davis		3	13	4.3	7	0																							
A. Sherman		1	1	1.0	1	0																							
TOTAL		25	144	5.8	35	0	TOTAL		36	104	2.9	11	2	TOTAL		36	104	2.9	11	2									
PASSING		ATT	CMP	YDS	TKD/ YD TD	LG	IN	Rtg.	PASSING		ATT	CMP	YDS	TKD/ YD TD	LG	IN	Rtg.	PASSING		ATT	CMP	YDS	TKD/ YD TD	LG	IN	Rtg.			
A. Smith		45	21	230	3/30	2	26	0	77.1	P. Manning		40	24	323	0/0	1	70	0	94.1	P. Manning		40	24	323	0/0	1	70	0	94.1
TOTAL		45	21	230	3/30	2	26	0	77.1	TOTAL		40	24	323	0/0	1	70	0	94.1	TOTAL		40	24	323	0/0	1	70	0	94.1
PASS RECEIVING				NO	YDS	AVG	LG	TD	PASS RECEIVING				NO	YDS	AVG	LG	TD	PASS RECEIVING				NO	YDS	AVG	LG	TD			
D. McCluster				5	53	10.6	18	0	W. Welker				8	72	9.0	20	0	D. Thomas				5	121	24.2	70	0			
D. Bowe				4	57	14.3	26	1	E. Decker				5	71	14.2	33	0	J. Thomas				3	43	14.3	20	1			
A. Fasano				4	37	9.3	12	1	M. Ball				3	16	5.3	11	0												
S. McGrath				2	40	20.0	21	0																					
A. Sherman				2	18	9.0	16	0																					
J. Charles				2	-6	-3.0	-1	0																					
D. Avery				1	20	20.0	20	0																					
K. Davis				1	11	11.0	11	0																					
TOTAL				21	230	11.0	26	2	TOTAL				24	323	13.5	70	1	TOTAL				24	323	13.5	70	1			
INTERCEPTIONS				NO	YDS	AVG	LG	TD	INTERCEPTIONS				NO	YDS	AVG	LG	TD	INTERCEPTIONS				NO	YDS	AVG	LG	TD			
TOTAL				0	0	0.0	—	0	TOTAL				0	0	0.0	—	0	TOTAL				0	0	0.0	—	0			
PUNTING		NO	YDS	AVG	NET	TB	IN20	LG	PUNTING		NO	YDS	AVG	NET	TB	IN20	LG	PUNTING		NO	YDS	AVG	NET	TB	IN20	LG			
D. Colquitt		7	358	51.1	40.1	3	1	60	B. Colquitt		6	275	45.8	40.3	0	1	54	D. Colquitt		6	275	45.8	40.3	0	1	54			
TOTAL		7	358	51.1	40.1	3	1	60	TOTAL		6	275	45.8	40.3	0	1	54	TOTAL		6	275	45.8	40.3	0	1	54			
PUNT RETURNS				NO	YDS	AVG	FC	LG	TD	PUNT RETURNS				NO	YDS	AVG	FC	LG	TD	PUNT RETURNS				NO	YDS	AVG	FC	LG	TD
D. McCluster				5	33	6.6	1	13	0	T. Holliday				3	17	5.7	0	12	0	[OUT OF BOUNDS]				1	0	0.0	0	0	0
										[TOUCHBACK]				3	0	0.0	0	0	0										
RETURNS				5	33	6.6	1	13	0	RETURNS				3	17	5.7	0	12	0	RETURNS				3	17	5.7	0	12	0
KICKOFF RETURNS				NO	YDS	AVG	FC	LG	TD	KICKOFF RETURNS				NO	YDS	AVG	FC	LG	TD	KICKOFF RETURNS				NO	YDS	AVG	FC	LG	TD
K. Davis				1	23	23.0	0	23	0	T. Holliday				1	28	28.0	0	28	0	[TOUCHBACK]				3	0	0.0	0	0	0
[TOUCHBACK]				5	0	0.0	0	0	0	[TOUCHBACK]				3	0	0.0	0	0	0	RETURNS				1	28	28.0	0	28	0
RETURNS				1	23	23.0	0	23	0	RETURNS				1	28	28.0	0	28	0	TOTAL				1	28	28.0	0	28	0
Kansas City Chiefs											Denver Broncos																		
FUMBLES	Fum	Lost	Rec.	Yds	TD	FF	Rec.	Yds	TD	Bnds	FUMBLES	Fum	Lost	Rec.	Yds	TD	FF	Rec.	Yds	TD	Bnds								
A. Smith	1	0	1	0	0	0	0	0	0	0	P. Manning	1	1	0	0	0	0	0	0	0	0								
A. Sherman	1	1	0	0	0	0	0	0	0	0	D. Trevathan	0	0	0	0	0	1	0	0	0	0								
D. Johnson	0	0	0	0	0	0	1	11	0	0	Q. Jammer	0	0	0	0	0	0	1	0	0	0								
TOTAL	2	1	1	0	0	0	1	11	0	0	TOTAL	1	1	0	0	0	1	1	0	0	0								

FINAL TEAM STATISTICS											
	CHIEFS		BRONCOS			CHIEFS		BRONCOS			
TOTAL FIRST DOWNS		24		24	FGs - PATs Had Blocked		0-0		0-0		
By Rushing		5		6	Net Punting Average		40.1		40.3		
By Passing		14		15	TOTAL RETURN YARDAGE (Not Including Kickoffs)		33		17		
By Penalty		5		3	No. and Yards Punt Returns		5-33		3-17		
THIRD DOWN EFFICIENCY	4-13-31%		6-16-38%		No. and Yards Kickoff Returns		1-23		1-28		
FOURTH DOWN EFFICIENCY	0-1-0%		0-0-0%		No. and Yards Interception Returns		0-0		0-0		
TOTAL NET YARDS		344		427	PENALTIES Number and Yards		9-53		13-82		
Total Offensive Plays (inc. times thrown passing)		73		76	FUMBLES Number and Lost		2-1		1-1		
Average gain per offensive play		4.7		5.6	TOUCHDOWNS		2		3		
NET YARDS RUSHING		144		104	Rushing		0		2		
Total Rushing Plays		25		36	Passing		2		1		
Average gain per rushing play		5.8		2.9	EXTRA POINTS Made-Attempts		2-2		3-3		
Tackles for a loss-number and yards		1-3		1-1	Kicking Made-Attempts		2-2		3-3		
NET YARDS PASSING		200		323	FIELD GOALS Made-Attempts		1-1		2-3		
Times thrown - yards lost attempting to pass	3-30		0-0		RED ZONE EFFICIENCY	2-4-50%		3-4-75%			
Gross yards passing		230		323	GOAL TO GO EFFICIENCY	2-3-67%		2-2-100%			
PASS ATTEMPTS-COMPLETIONS-HAD INTERCEPTED	45-21-0		40-24-0		SAFETIES		0		0		
Avg gain per pass play (inc.# thrown passing)		4.2		8.1	FINAL SCORE		17		27		
KICKOFFS Number-In End Zone-Touchbacks	4-4-3		6-6-5		TIME OF POSSESSION		30:07		29:53		
PUNTS Number and Average	7-51.1		6-45.8								
Had Blocked		0		0							

BRONCOS DEFENSIVE STATISTICS																	
(Press Box Totals)																	
PLAYER	UT	A	TT	S-YDS	I-YDS	PD	FF	FR	PLAYER	UT	A	TT	S-YDS	I-YDS	PD	FF	FR
S. Phillips	7	3	10	1.5-12.5	0-0	2	0	0	R. Moore	2	0	2	0-0	0-0	1	0	0
D. Trevathan	6	4	10	0-0	0-0	0	1	0	M. Unrein	2	0	2	0-0	0-0	0	0	0
W. Woodyard	1	4	5	0-0	0-0	0	0	0	K. Vickerson	0	2	2	0-0	0-0	0	0	0
K. Webster	3	0	3	0-0	0-0	1	0	0	T. Knighton	0	2	2	0-0	0-0	0	0	0
D. Ihenacho	3	0	3	0-0	0-0	0	0	0	Q. Jammer	1	0	1	0-0	0-0	2	0	1
M. Adams	3	0	3	0-0	0-0	0	0	0	S. Johnson	1	0	1	0-0	0-0	0	0	0
C. Harris	3	0	3	0-0	0-0	0	0	0	V. Miller	0	1	1	0-0	0-0	0	0	0
M. Jackson	1	2	3	0.5-3.5	0-0	2	0	0	D. Rodgers-Cromartie	0	0	0	0-0	0-0	2	0	0
D. Wolfe	2	0	2	1-14	0-0	0	0	0	TEAM TOTALS	35	18	53	3-30	0-0	10	1	1

# National Football League Game Summary

NFL Copyright © 2013 by The National Football League. All rights reserved. This summary and play-by-play is for the express purpose of assisting media in their coverage of the game; any other use of this material is prohibited without the written permission of the National Football League. Updated: 11/18/2013

Date: Sunday, 11/17/2013 **Kansas City Chiefs at Denver Broncos** Start Time: 6:30 PM MST  
at Sports Authority Field at Mile High, Denver, CO

## Game Day Weather

Game Weather: Clear Temp: 43° F (6.1° C) Humidity: 34%, Wind: E 6 mph  
Played Outdoor on Turf: Grass Outdoor Weather: Gusting to 10, Wind Chill: 39

## Officials

Referee: Parry, John (132) Umpire: Ferrell, Dan (64) Head Linesman: Bowers, Derick (74)  
Line Judge: Hill, Adrian (29) Side Judge: Larrew, Joe (73) Field Judge: Edwards, Scott (3)  
Back Judge: Paganelli, Perry (46) Replay Official: McGrath, Bobby

## Lineups

Kansas City Chiefs				Denver Broncos			
Offense		Defense		Offense		Defense	
WR	17 D.Avery	NT	92 D.Poe	WR	88 D.Thomas	LDE	95 D.Wolfe
LT	76 B.Albert	RDE	70 M.Devito	LT	75 C.Clark	DT	99 K.Vickerson
LG	71 J.Allen	LOLB	50 J.Houston	LG	68 Z.Beadles	NT	94 T.Knighton
C	61 R.Hudson	RILB	56 D.Johnson	C	66 M.Ramirez	RDE	90 S.Phillips
RG	73 J.Asamoah	ROLB	91 T.Hali	RG	65 L.Vasquez	SLB	58 V.Miller
RT	72 E.Fisher	LCB	24 B.Flowers	RT	74 O.Franklin	MLB	52 W.Woodyard
TE	80 A.Fasano	RCB	27 S.Smith	TE	80 J.Thomas	WLB	59 D.Trevathan
WR	82 D.Bowe	SS	29 E.Berry	WR	87 E.Decker	LCB	25 C.Harris
QB	11 A.Smith	FS	23 K.Lewis	WR	83 W.Welker	RCB	45 D.R-Cromartie
RB	25 J.Charles	CB	31 M.Cooper	QB	18 P.Manning	SS	33 D.Ihenacho
TE	84 S.McGrath	S	35 Q.Demps	RB	27 K.Moreno	FS	26 R.Moore

## Substitutions

P 2 D.Colquitt, K 6 R.Succop, WR 15 A.Jenkins, WR 19 K.Williams, WR 22 D.McCluster, DB 26 S.Commings, RB 32 C.Gray, RB 34 K.Davis, CB 38 R.Parker, S 39 H.Abdullah, FB 42 A.Sherman, LS 43 T.Gafford, LB 51 F.Zombo, LB 52 J.Johnson, LB 54 D.Moses, LB 55 A.Jordan, G/T 74 G.Schwartz, DE 77 M.Catapano, OL 79 D.Stephenson, WR 88 J.Hemingway, DE 94 T.Jackson, DL 97 A.Bailey, DT 98 A.Toribio

## Substitutions

P 4 B.Colquitt, K 5 M.Prater, WR 11 T.Holliday, WR 12 A.Caldwell, S 20 M.Adams, RB 22 C.Anderson, CB 23 Q.Jammer, RB 28 M.Ball, S 30 D.Bruton, S 31 O.Bolden, CB 36 K.Webster, LS 46 A.Brewer, LB 51 P.Lenon, LB 53 S.Johnson, C 60 S.Vallos, TE 81 J.Dreessen, TE 84 J.Tamme, TE 85 V.Green, DE 91 R.Ayers, DT 92 S.Williams, DT 96 M.Unrein, DE 97 M.Jackson

## Did Not Play

QB 10 C.Daniel

## Did Not Play

QB 17 B.Osweiler, T 77 W.Justice

## Not Active

QB 9 T.Bray, CB 21 D.Robinson, LB 57 N.Johnson, C 64 E.Kush, OL 69 R.Watkins, G 75 R.Johnson, DT 96 J.Howard

## Not Active

QB 2 Z.Dysert, RB 21 R.Hillman, CB 24 C.Bailey, CB 32 T.Carter, C 50 J.Walton, LB 56 N.Irving, G 73 C.Kuper

## Field Goals (made ( ) & missed)

R.Succop	(20)	M.Prater	(54) 52WL (36)				
		1	2	3	4	OT	Total
VISITOR:	Kansas City Chiefs	0	10	0	7	0	17
HOME:	Denver Broncos	10	7	7	3	0	27

## Scoring Plays

Team	Qtr	Time	Play Description (Extra Point) (Drive Info)	Visitor	Home
Broncos	1	12:33	M.Prater 54 yd. Field Goal (7-17, 1:31)	0	3
Broncos	1	3:03	J.Thomas 9 yd. pass from P.Manning (M.Prater kick) (5-84, 2:25)	0	10
Chiefs	2	13:23	D.Bowe 6 yd. pass from A.Smith (R.Succop kick) (11-80, 4:40)	7	10
Broncos	2	9:05	M.Ball 1 yd. run (M.Prater kick) (10-79, 4:18)	7	17
Chiefs	2	2:55	R.Succop 20 yd. Field Goal (12-79, 6:10)	10	17
Broncos	3	2:22	M.Ball 8 yd. run (M.Prater kick) (6-65, 3:02)	10	24
Broncos	4	7:06	M.Prater 36 yd. Field Goal (10-62, 4:42)	10	27
Chiefs	4	4:56	A.Fasano 10 yd. pass from A.Smith (R.Succop kick) (9-80, 2:10)	17	27

Paid Attendance: 77,076

Time: 3:38

**Kansas City Chiefs vs Denver Broncos**  
**11/17/2013 at Sports Authority Field at Mile High**

# Final Individual Statistics

## Kansas City Chiefs

<b>RUSHING</b>	<b>ATT</b>	<b>YDS</b>	<b>AVG</b>	<b>LG</b>	<b>TD</b>
J.Charles	16	78	4.9	35	0
A.Smith	5	52	10.4	25	0
K.Davis	3	13	4.3	7	0
A.Sherman	1	1	1.0	1	0
Total	25	144	5.8	35	0

<b>PASSING</b>	<b>ATT</b>	<b>CMP</b>	<b>YDS</b>	<b>SK/YD</b>	<b>TD</b>	<b>LG</b>	<b>IN</b>	<b>RT</b>
A.Smith	45	21	230	3/30	2	26	0	77.1
Total	45	21	230	3/30	2	26	0	77.1

<b>PASS RECEIVING</b>	<b>TAR</b>	<b>REC</b>	<b>YDS</b>	<b>AVG</b>	<b>LG</b>	<b>TD</b>
D.McCluster	8	5	53	10.6	18	0
D.Bowe	14	4	57	14.3	26	1
A.Fasano	4	4	37	9.3	12	1
S.McGrath	3	2	40	20.0	21	0
A.Sherman	3	2	18	9.0	16	0
J.Charles	8	2	-6	-3.0	-1	0
D.Avery	3	1	20	20.0	20	0
K.Davis	1	1	11	11.0	11	0
Total	44	21	230	11.0	26	2

<b>INTERCEPTIONS</b>	<b>NO</b>	<b>YDS</b>	<b>AVG</b>	<b>LG</b>	<b>TD</b>
Total	0	0	0	0	0

<b>PUNTING</b>	<b>NO</b>	<b>YDS</b>	<b>AVG</b>	<b>NET</b>	<b>TB</b>	<b>IN20</b>	<b>LG</b>
D.Colquitt	7	358	51.1	40.1	3	1	60
Total	7	358	51.1	40.1	3	1	60

<b>PUNT RETURNS</b>	<b>NO</b>	<b>YDS</b>	<b>AVG</b>	<b>FC</b>	<b>LG</b>	<b>TD</b>
D.McCluster	5	33	6.6	1	13	0
Total	5	33	6.6	1	13	0

<b>KICKOFF RETURNS</b>	<b>NO</b>	<b>YDS</b>	<b>AVG</b>	<b>FC</b>	<b>LG</b>	<b>TD</b>
K.Davis	1	23	23.0	0	23	0
[TOUCHBACK]	5	0	0.0	0	0	0
Total	1	23	23.0	0	23	0

## Denver Broncos

<b>RUSHING</b>	<b>ATT</b>	<b>YDS</b>	<b>AVG</b>	<b>LG</b>	<b>TD</b>
K.Moreno	27	79	2.9	11	0
M.Ball	8	25	3.1	<b>8</b>	2
P.Manning	1	0	0.0	0	0
Total	36	104	2.9	11	2

<b>PASSING</b>	<b>ATT</b>	<b>CMP</b>	<b>YDS</b>	<b>SK/YD</b>	<b>TD</b>	<b>LG</b>	<b>IN</b>	<b>RT</b>
P.Manning	40	24	323	0/0	1	70	0	94.1
Total	40	24	323	0/0	1	70	0	94.1

<b>PASS RECEIVING</b>	<b>TAR</b>	<b>REC</b>	<b>YDS</b>	<b>AVG</b>	<b>LG</b>	<b>TD</b>
W.Welker	10	8	72	9.0	20	0
D.Thomas	13	5	121	24.2	70	0
E.Decker	6	5	71	14.2	33	0
J.Thomas	5	3	43	14.3	20	1
M.Ball	4	3	16	5.3	11	0
K.Moreno	1	0	0	0.0	0	0
A.Caldwell	1	0	0	0.0	0	0
Total	40	24	323	13.5	70	1

<b>INTERCEPTIONS</b>	<b>NO</b>	<b>YDS</b>	<b>AVG</b>	<b>LG</b>	<b>TD</b>
Total	0	0	0	0	0

<b>PUNTING</b>	<b>NO</b>	<b>YDS</b>	<b>AVG</b>	<b>NET</b>	<b>TB</b>	<b>IN20</b>	<b>LG</b>
B.Colquitt	6	275	45.8	40.3	0	1	54
Total	6	275	45.8	40.3	0	1	54

<b>PUNT RETURNS</b>	<b>NO</b>	<b>YDS</b>	<b>AVG</b>	<b>FC</b>	<b>LG</b>	<b>TD</b>
T.Holliday	3	17	5.7	0	12	0
[OUT OF BOUNDS]	1	0	0.0	0	0	0
[TOUCHBACK]	3	0	0.0	0	0	0
Total	3	17	5.7	0	12	0

<b>KICKOFF RETURNS</b>	<b>NO</b>	<b>YDS</b>	<b>AVG</b>	<b>FC</b>	<b>LG</b>	<b>TD</b>
T.Holliday	1	28	28.0	0	28	0
[TOUCHBACK]	3	0	0.0	0	0	0
Total	1	28	28.0	0	28	0

## Kansas City Chiefs

<b>FUMBLES</b>	<b>FUM</b>	<b>LOST</b>	<b>OWN-REC</b>	<b>YDS</b>	<b>TD</b>	<b>FORCED</b>	<b>OPP-REC</b>	<b>YDS</b>	<b>TD</b>	<b>OUT-BDS</b>
A.Smith	1	0	1	0	0	0	0	0	0	0
A.Sherman	1	1	0	0	0	0	0	0	0	0
D.Johnson	0	0	0	0	0	0	1	11	0	0
Total	2	1	1	0	0	0	1	11	0	0

## Denver Broncos

<b>FUMBLES</b>	<b>FUM</b>	<b>LOST</b>	<b>OWN-REC</b>	<b>YDS</b>	<b>TD</b>	<b>FORCED</b>	<b>OPP-REC</b>	<b>YDS</b>	<b>TD</b>	<b>OUT-BDS</b>
P.Manning	1	1	0	0	0	0	0	0	0	0
D.Trevathan	0	0	0	0	0	1	0	0	0	0
Q.Jammer	0	0	0	0	0	0	1	0	0	0
Total	1	1	0	0	0	1	1	0	0	0

**Kansas City Chiefs vs Denver Broncos**  
**11/17/2013 at Sports Authority Field at Mile High**

# Final Team Statistics

	Visitor Chiefs	Home Broncos
<b>TOTAL FIRST DOWNS</b>	24	24
By Rushing	5	6
By Passing	14	15
By Penalty	5	3
<b>THIRD DOWN EFFICIENCY</b>	4-13-31%	6-16-38%
<b>FOURTH DOWN EFFICIENCY</b>	0-1-0%	0-0-0%
<b>TOTAL NET YARDS</b>	344	427
Total Offensive Plays (inc. times thrown passing)	73	76
Average gain per offensive play	4.7	5.6
<b>NET YARDS RUSHING</b>	144	104
Total Rushing Plays	25	36
Average gain per rushing play	5.8	2.9
Tackles for a loss-number and yards	1-3	1-1
<b>NET YARDS PASSING</b>	200	323
Times thrown - yards lost attempting to pass	3-30	0-0
Gross yards passing	230	323
<b>PASS ATTEMPTS-COMPLETIONS-HAD INTERCEPTED</b>	45-21-0	40-24-0
Avg gain per pass play (inc.# thrown passing)	4.2	8.1
<b>KICKOFFS Number-In End Zone-Touchbacks</b>	4-4-3	6-6-5
<b>PUNTS Number and Average</b>	7-51.1	6-45.8
Had Blocked	0	0
<b>FGs - PATs Had Blocked</b>	0-0	0-0
<b>Net Punting Average</b>	40.1	40.3
<b>TOTAL RETURN YARDAGE (Not Including Kickoffs)</b>	33	17
No. and Yards Punt Returns	5-33	3-17
No. and Yards Kickoff Returns	1-23	1-28
No. and Yards Interception Returns	0-0	0-0
<b>PENALTIES Number and Yards</b>	9-53	13-82
<b>FUMBLES Number and Lost</b>	2-1	1-1
<b>TOUCHDOWNS</b>	2	3
Rushing	0	2
Passing	2	1
<b>EXTRA POINTS Made-Attempts</b>	2-2	3-3
Kicking Made-Attempts	2-2	3-3
<b>FIELD GOALS Made-Attempts</b>	1-1	2-3
<b>RED ZONE EFFICIENCY</b>	2-4-50%	3-4-75%
<b>GOAL TO GO EFFICIENCY</b>	2-3-67%	2-2-100%
<b>SAFETIES</b>	0	0
<b>FINAL SCORE</b>	17	27
<b>TIME OF POSSESSION</b>	30:07	29:53

**Kansas City Chiefs vs Denver Broncos**  
**11/17/2013 at Sports Authority Field at Mile High**

# Ball Possession And Drive Chart

## Kansas City Chiefs

#	Time Recd	Time Lost	Time Poss	How Ball Obtained	Drive Began	# Play	Yds Gain	Yds Pen	Net Yds	1st Down	Last Scrm	How Given Up
1	15:00	14:04	0:56	Kickoff	KC 20	3	3	-5	-2	0	KC 18	Punt
2	12:33	11:05	1:28	Kickoff	KC 20	4	9	0	9	1	KC 29	Punt
3	9:50	8:18	1:32	Punt	KC 36	3	4	0	4	0	KC 40	Punt
4	5:36	5:28	0:08	Fumble	DEN 18	1	2	0	2	0	* DEN 18	Fumble
5	3:03	13:23	4:40	Kickoff	KC 20	11	64	16	80	6	* DEN 6	Touchdown
6	9:05	2:55	6:10	Kickoff	KC 20	12	69	10	79	4	* DEN 1	Field Goal
7	0:32	0:00	0:32	Missed FG	KC 42	3	32	5	37	3	DEN 46	End of Half
8	13:58	12:51	1:07	Punt	KC 37	3	3	0	3	0	KC 40	Punt
9	11:06	8:06	3:00	Punt	KC 35	6	20	-10	10	1	KC 45	Punt
10	6:31	5:24	1:07	Punt	KC 13	3	3	0	3	0	KC 16	Punt
11	2:22	11:48	5:34	Kickoff	KC 8	9	61	-10	51	3	DEN 41	Punt
12	7:06	4:56	2:10	Kickoff	KC 20	9	55	25	80	5	* DEN 10	Touchdown
13	3:38	2:50	0:48	Punt	KC 30	5	25	0	25	1	DEN 45	Downs
14	0:55	0:00	0:55	Punt	KC 20	2	-6	-5	-11	0	KC 14	End of Game

(403) Average KC 29

## Denver Broncos

#	Time Recd	Time Lost	Time Poss	How Ball Obtained	Drive Began	# Play	Yds Gain	Yds Pen	Net Yds	1st Down	Last Scrm	How Given Up
1	14:04	12:33	1:31	Punt	DEN 47	7	12	5	17	2	KC 36	Field Goal
2	11:05	9:50	1:15	Punt	DEN 27	3	9	0	9	0	DEN 36	Punt
3	8:18	5:36	2:42	Punt	DEN 3	6	24	0	24	1	DEN 27	Fumble
4	5:28	3:03	2:25	Fumble	DEN 16	5	84	0	84	2	* KC 9	Touchdown
5	13:23	9:05	4:18	Kickoff	DEN 21	10	74	5	79	7	* KC 1	Touchdown
6	2:55	0:32	2:23	Kickoff	DEN 20	10	46	0	46	3	KC 34	Missed FG
7	15:00	13:58	1:02	Kickoff	DEN 20	3	1	0	1	0	DEN 21	Punt
8	12:51	11:06	1:45	Punt	DEN 20	5	14	-10	4	1	DEN 24	Punt
9	8:06	6:31	1:35	Punt	DEN 20	5	14	0	14	1	DEN 34	Punt
10	5:24	2:22	3:02	Punt	DEN 35	6	65	0	65	3	* KC 8	Touchdown
11	11:48	7:06	4:42	Punt	DEN 20	10	62	0	62	3	* KC 18	Field Goal
12	4:56	3:38	1:18	Kickoff	DEN 20	6	17	-5	12	1	DEN 32	Punt
13	2:50	0:55	1:55	Downs	DEN 46	3	5	-11	-6	0	DEN 40	Punt

(315) Average DEN 24

\* inside opponent's 20

### Time of Possession by Quarter

		1st	2nd	3rd	4th	OT	Total
Visitor	Kansas City Chiefs	7:07	8:19	7:36	7:05		30:07
Home	Denver Broncos	7:53	6:41	7:24	7:55		29:53

### Kickoff Drive No.-Start Average

Chiefs: 6 - KC 18      Broncos: 4 - DEN 20



**Kansas City Chiefs vs Denver Broncos**  
**11/17/2013 at Sports Authority Field at Mile High**

# Final Defensive Statistics

Kansas City Chiefs	Regular Defensive Plays												Special Teams					Misc			
	TKL	AST	COMB	SK	/ YDS	TFL	Q	IN	PD	FF	FR		TKL	AST	FF	FR	BL	TKL	AST	FF	FR
J.Houston	9	1	10	0	0	0	0	0	1	0	0		0	0	0	0	0	0	0	0	0
E.Berry	6	0	6	0	0	1	0	0	0	0	0		0	0	0	0	0	0	0	0	0
A.Bailey	5	1	6	0	0	0	0	0	0	0	0		0	0	0	0	0	0	0	0	0
D.Johnson	5	0	5	0	0	0	0	0	0	0	1		0	0	0	0	0	0	0	0	0
M.Cooper	5	0	5	0	0	0	0	0	0	0	0		0	0	0	0	0	0	0	0	0
K.Lewis	4	1	5	0	0	0	0	0	0	0	0		0	0	0	0	0	0	0	0	0
T.Hali	3	1	4	0	0	1	0	0	0	0	0		0	0	0	0	0	0	0	0	0
Q.Demps	3	1	4	0	0	0	0	0	0	0	0		0	0	0	0	0	0	0	0	0
D.Poe	3	0	3	0	0	0	0	0	1	0	0		0	0	0	0	0	0	0	0	0
B.Flowers	3	0	3	0	0	1	0	0	0	0	0		0	0	0	0	0	0	0	0	0
S.Smith	2	0	2	0	0	0	0	0	1	0	0		0	0	0	0	0	0	0	0	0
T.Jackson	2	0	2	0	0	0	0	0	0	0	0		0	0	0	0	0	0	0	0	0
H.Abdullah	1	0	1	0	0	0	0	0	0	0	0		1	0	0	0	0	0	0	0	0
A.Toribio	1	0	1	0	0	0	0	0	0	0	0		0	0	0	0	0	0	0	0	0
S.Commings	1	0	1	0	0	0	0	0	0	0	0		0	0	0	0	0	0	0	0	0
M.Devito	0	1	1	0	0	0	0	0	1	0	0		0	0	0	0	0	0	0	0	0
D.Moses	0	0	0	0	0	0	0	0	0	0	0		1	0	0	0	0	0	0	0	0
F.Zombo	0	0	0	0	0	0	0	0	0	0	0		1	0	0	0	0	0	0	0	0
A.Jordan	0	0	0	0	0	0	0	0	0	0	0		1	0	0	0	0	0	0	0	0
R.Hudson	0	0	0	0	0	0	0	0	0	0	0		0	0	0	0	0	1	0	0	0
A.Smith	0	0	0	0	0	0	0	0	0	0	0		0	0	0	0	0	0	0	0	1
Total	53	6	59	0	0	3	0	0	4	0	1		4	0	0	0	0	1	0	0	1

**TKL = Tackle AST = Assist COMB = Combined QH=QB Hit IN = Interception PD = Pass Defense FF = Forced Fumble FR = Fumble Recovery**

Denver Broncos	Regular Defensive Plays												Special Teams					Misc			
	TKL	AST	COMB	SK	/ YDS	TFL	QH	IN	PD	FF	FR	TKL	AST	FF	FR	BL	TKL	AST	FF	FR	
S.Phillips	7	3	10	1.5	12.5	2	2	0	2	0	0	0	0	0	0	0	0	0	0	0	0
D.Trevathan	6	4	10	0	0	0	0	0	0	1	0	0	0	1	0	0	0	0	0	0	0
W.Woodyard	1	4	5	0	0	0	0	0	0	0	0	0	0	0	0	0	0	0	0	0	0
K.Webster	3	0	3	0	0	0	0	0	1	0	0	0	0	0	0	0	0	0	0	0	0
D.Ihenacho	3	0	3	0	0	0	0	0	0	0	0	0	0	0	0	0	0	0	0	0	0
M.Adams	3	0	3	0	0	0	0	0	0	0	0	0	0	0	0	0	0	0	0	0	0
C.Harris	3	0	3	0	0	1	0	0	0	0	0	0	0	0	0	0	0	0	0	0	0
M.Jackson	1	2	3	0.5	3.5	0	2	0	2	0	0	0	0	0	0	0	0	0	0	0	0
D.Wolfe	2	0	2	1	14	1	1	0	0	0	0	0	0	0	0	0	0	0	0	0	0
R.Moore	2	0	2	0	0	0	0	0	1	0	0	0	0	0	0	0	0	0	0	0	0
M.Unrein	2	0	2	0	0	0	0	0	0	0	0	0	0	0	0	0	0	0	0	0	0
K.Vickerson	0	2	2	0	0	0	0	0	0	0	0	0	0	0	0	0	0	0	0	0	0
T.Knighton	0	2	2	0	0	0	0	0	0	0	0	0	0	0	0	0	0	0	0	0	0
Q.Jammer	1	0	1	0	0	0	0	0	2	0	1	0	0	0	0	0	0	0	0	0	0
S.Johnson	1	0	1	0	0	0	0	0	0	0	0	0	0	0	0	0	0	0	0	0	0
V.Miller	0	1	1	0	0	0	0	0	0	0	0	0	0	0	0	0	0	0	0	0	0
D.R-Cromartie	0	0	0	0	0	0	0	0	2	0	0	0	0	0	0	0	0	0	0	0	0
D.Bruton	0	0	0	0	0	0	0	0	0	0	0	0	2	0	0	0	0	0	0	0	0
A.Caldwell	0	0	0	0	0	0	0	0	0	0	0	0	1	0	0	0	0	0	0	0	0
O.Bolden	0	0	0	0	0	0	0	0	0	0	0	0	1	0	0	0	0	0	0	0	0
M.Ball	0	0	0	0	0	0	0	0	0	0	0	0	1	0	0	0	0	0	0	0	0
V.Green	0	0	0	0	0	0	0	0	0	0	0	0	0	1	0	0	0	0	0	0	0
P.Manning	0	0	0	0	0	0	0	0	0	0	0	0	0	0	0	0	0	1	0	0	0
Total	35	18	53	3	30	4	5	0	10	1	1	5	2	0	0	0	1	0	0	0	0

## First Half Summary

## TIME OF POSSESSION

Chiefs	15:26
Broncos	14:34

Team	Qtr	Time	Play Description (Extra Point) (Drive Info)	Visitor	Home
Broncos	1	12:33	M.Prater 54 yd. Field Goal (7-17, 1:31)	0	3
Broncos	1	3:03	J.Thomas 9 yd. pass from P.Manning (M.Prater kick) (5-84, 2:25)	0	10
Chiefs	2	13:23	D.Bowe 6 yd. pass from A.Smith (R.Succop kick) (11-80, 4:40)	7	10
Broncos	2	9:05	M.Ball 1 yd. run (M.Prater kick) (10-79, 4:18)	7	17
Chiefs	2	2:55	R.Succop 20 yd. Field Goal (12-79, 6:10)	10	17

Kansas City Chiefs									Denver Broncos								
RUSHING						RUSHING											
	ATT	YDS	AVG	LG	TD		ATT	YDS	AVG	LG	TD						
J.Charles	10	53	5.3	35	0	K.Moreno	15	40	2.7	5	0						
A.Smith	2	25	12.5	25	0	M.Ball	2	7	3.5	6	1						
K.Davis	2	10	5.0	7	0	P.Manning	1	0	0.0	0	0						
A.Sherman	1	1	1.0	1	0												
Total	15	89	5.9	35	0	Total	18	47	2.6	6	1						
PASSING									PASSING								
	ATT	CMP	YDS	SK/YD	TD	LG	IN	RT		ATT	CMP	YDS	SK/YD	TD	LG	IN	RT
A.Smith	19	9	110	2/16	1	26	0	83.2	P.Manning	21	14	202	0/0	1	70	0	113.6
Total	19	9	110	2/16	1	26	0	83.2	Total	21	14	202	0/0	1	70	0	113.6
PASS RECEIVING								PASS RECEIVING									
	TAR	REC	YDS	AVG	LG	TD		TAR	REC	YDS	AVG	LG	TD				
D.Bowe	8	4	57	14.3	26	1	W.Welker	6	5	36	7.2	15	0				
A.Sherman	2	2	18	9.0	16	0	D.Thomas	8	4	116	29.0	70	0				
S.McGrath	2	1	19	19.0	19	0	J.Thomas	3	3	43	14.3	20	1				
K.Davis	1	1	11	11.0	11	0	E.Decker	2	1	8	8.0	8	0				
A.Fasano	1	1	5	5.0	5	0	M.Ball	1	1	-1	-1.0	-1	0				
J.Charles	3	0	0	0.0	0	0	K.Moreno	1	0	0	0.0	0	0				
D.McCluster	1	0	0	0.0	0	0											
D.Avery	1	0	0	0.0	0	0											
Total	19	9	110	12.2	26	1	Total	21	14	202	14.4	70	1				

Kansas City Chiefs	Regular Defensive Plays											Special Teams					Misc			
	TKL	AST	COMB	SK	/ YDS	TFL	Q	IN	PD	FF	FR	TKL	AST	FF	FR	BL	TKL	AST	FF	FR
E.Berry	5	0	5	0	0	1	0	0	0	0	0	0	0	0	0	0	0	0	0	0
J.Houston	5	0	5	0	0	0	0	0	0	0	0	0	0	0	0	0	0	0	0	0
D.Johnson	3	0	3	0	0	0	0	0	0	0	0	1	0	0	0	0	0	0	0	0
K.Lewis	2	1	3	0	0	0	0	0	0	0	0	0	0	0	0	0	0	0	0	0
Total	15	1	16	0	0	1	0	0	0	0	0	1	0	0	0	0	0	0	0	0

## First Half Summary

## Play By Play

## First Quarter

11/17/2013

KC wins toss, elects to Receive, and DEN elects to defend the South goal.

M.Prater kicks 65 yards from DEN 35 to end zone, Touchback.

## Kansas City Chiefs at 15:00

- 1-10-KC 20 (15:00) *PENALTY on KC-B.Albert, False Start, 5 yards, enforced at KC 20 - No Play.*
- 1-15-KC 15 (15:00) J.Charles left tackle to KC 18 for 3 yards (K.Vickerson; W.Woodyard).
- 2-12-KC 18 (14:23) A.Smith pass incomplete short left to D.Bowe.
- 3-12-KC 18 (14:19) (Shotgun) A.Smith pass incomplete short left to J.Charles.
- 4-12-KC 18 (14:15) D.Colquitt punts 47 yards to DEN 35, Center-T.Gafford. T.Holliday pushed ob at DEN 47 for 12 yards (H.Abdullah).

## Denver Broncos at 14:04

- 1-10-DEN 47 (14:04) K.Moreno left guard to KC 48 for 5 yards (D.Johnson).
- 2-5-KC 48 (13:40) (No Huddle, Shotgun) P.Manning pass incomplete short middle to K.Moreno (M.Devito).
- 3-5-KC 48 (13:36) (No Huddle, Shotgun) P.Manning pass short left to D.Thomas to KC 42 for 6 yards (S.Smith). P1
- 1-10-KC 42 (13:11) (No Huddle, Shotgun) P.Manning pass incomplete deep left to D.Thomas. X2  
*PENALTY on KC-S.Smith, Defensive Holding, 5 yards, enforced at KC 42 - No Play.*
- 1-10-KC 37 (13:05) (No Huddle, Shotgun) K.Moreno left end to KC 36 for 1 yard (D.Johnson).
- 2-9-KC 36 (12:41) (No Huddle, Shotgun) P.Manning pass incomplete short left to W.Welker.
- 3-9-KC 36 (12:41) (No Huddle, Shotgun) P.Manning pass incomplete short right to D.Thomas.
- 4-9-KC 36 (12:38) **M.Prater 54 yard field goal is GOOD, Center-A.Brewer, Holder-B.Colquitt.**

<b>KC 0 DEN 3, 7 plays, 17 yards, 1 penalty, 1:31 drive, 2:27 elapsed</b>
---

M.Prater kicks 65 yards from DEN 35 to end zone, Touchback.

## Kansas City Chiefs at 12:33

- 1-10-KC 20 (12:33) A.Smith pass short right to A.Sherman pushed ob at KC 36 for 16 yards (D.Trevathan). P1
- 1-10-KC 36 (12:02) (Shotgun) A.Smith pass incomplete deep left to D.Avery (R.Moore).
- 2-10-KC 36 (11:55) A.Smith pass incomplete deep right to S.McGrath.
- 3-10-KC 36 (11:49) (Shotgun) A.Smith sacked at KC 29 for -7 yards (sack split by M.Jackson and S.Phillips).
- 4-17-KC 29 (11:14) D.Colquitt punts 45 yards to DEN 26, Center-T.Gafford. T.Holliday to DEN 27 for 1 yard (D.Moses).

## Denver Broncos at 11:05

- 1-10-DEN 27 (11:05) K.Moreno left tackle to DEN 30 for 3 yards (T.Hali; M.Devito). KC-M.Devito was injured during the play.
- 2-7-DEN 30 (10:43) (Shotgun) P.Manning pass incomplete short right to D.Thomas.  
Timeout #1 by DEN at 10:38.
- 3-7-DEN 30 (10:38) (Shotgun) P.Manning pass short right to W.Welker to DEN 36 for 6 yards (H.Abdullah).
- 4-1-DEN 36 (10:00) B.Colquitt punts 41 yards to KC 23, Center-A.Brewer. D.McCluster pushed ob at KC 36 for 13 yards (D.Bruton).

## Kansas City Chiefs at 9:50

- 1-10-KC 36 (9:50) J.Charles left end pushed ob at KC 39 for 3 yards (R.Moore).
- 2-7-KC 39 (9:14) J.Charles left tackle to KC 40 for 1 yard (T.Knighton; W.Woodyard).
- 3-6-KC 40 (8:32) (Shotgun) A.Smith pass incomplete short left to D.Bowe (M.Jackson).
- 4-6-KC 40 (8:27) D.Colquitt punts 57 yards to DEN 3, Center-T.Gafford, out of bounds.

## Denver Broncos at 8:18

- 1-10-DEN 3 (8:18) K.Moreno up the middle to DEN 5 for 2 yards (A.Toribio).
- 2-8-DEN 5 (7:48) (No Huddle, Shotgun) K.Moreno left guard to DEN 9 for 4 yards (T.Jackson).
- 3-4-DEN 9 (7:12) (No Huddle, Shotgun) P.Manning pass short left to W.Welker pushed ob at DEN 18 for 9 yards (B.Flowers). P3
- 1-10-DEN 18 (6:52) K.Moreno left tackle to DEN 21 for 3 yards (E.Berry).
- 2-7-DEN 21 (6:25) (No Huddle, Shotgun) M.Ball up the middle to DEN 27 for 6 yards (K.Lewis).
- 3-1-DEN 27 (5:42) (No Huddle, Shotgun) P.Manning FUMBLES (Aborted) at DEN 27, RECOVERED by KC-D.Johnson at DEN 29. D.Johnson to DEN 18 for 11 yards (P.Manning).

## Kansas City Chiefs at 5:36

- 1-10-DEN 18 (5:36) (Shotgun) A.Smith pass short left to A.Sherman to DEN 16 for 2 yards (D.Trevathan). FUMBLES (D.Trevathan), RECOVERED by DEN-O.Jammer at DEN 16. O.Jammer to DEN 16 for no gain (R.Hudson).

## Denver Broncos at 5:28

- 1-10-DEN 16 (5:28) (Shotgun) K.Moreno right tackle to DEN 18 for 2 yards (J.Houston).
- 2-8-DEN 18 (4:53) K.Moreno left tackle to DEN 21 for 3 yards (D.Poe).
- 3-5-DEN 21 (4:13) (No Huddle, Shotgun) P.Manning pass deep right to D.Thomas pushed ob at KC 9 for 70 yards (Q.Demps). P4

Kansas City Chiefs vs Denver Broncos at Sports Authority Field at Mile High

<u>1-9-KC 9</u>	(3:43) K.Moreno left tackle to KC 9 for no gain (J.Houston).	
2-9-KC 9	<b>(3:07) P.Manning pass short left to J.Thomas for 9 yards, TOUCHDOWN.</b>	P5
	M.Prater extra point is GOOD, Center-A.Brewer, Holder-B.Colquitt.	

KC 0 DEN 10, 5 plays, 84 yards, 2:25 drive, 11:57 elapsed

M.Prater kicks 65 yards from DEN 35 to end zone, Touchback.

Kansas City Chiefs at 3:03

1-10-KC 20	(3:03) (Shotgun) PENALTY on DEN-K.Vickerson, Encroachment, 5 yards, enforced at KC 20 - No Play.	
1-5-KC 25	(3:03) J.Charles left end to KC 22 for -3 yards (S.Phillips; D.Trevathan).	
2-8-KC 22	(2:21) (Shotgun) A.Smith pass incomplete deep right to D.Bowe.	
	PENALTY on DEN-C.Harris, Defensive Holding, 5 yards, enforced at KC 22 - No Play.	X2
<u>1-10-KC 27</u>	(2:16) (Shotgun) A.Smith pass short middle to S.McGrath to KC 46 for 19 yards (D.Trevathan; W.Woodyard).	P3
<u>1-10-KC 46</u>	(1:32) (Shotgun) A.Smith pass short right to A.Fasano to DEN 49 for 5 yards (W.Woodyard; D.Trevathan).	
2-5-DEN 49	(:56) J.Charles up the middle to DEN 40 for 9 yards (D.Trevathan).	R4
<u>1-10-DEN 40</u>	(:17) A.Smith FUMBLES (Aborted) at DEN 40, and recovers at DEN 40. A.Smith to DEN 40 for no gain (D.Trevathan).	

END OF QUARTER

	Score	Time Poss	First Downs				Efficiencies	
			R	P	X	T	3 Down	4 Down
Kansas City Chiefs	0	7:07	1	2	1	4	0/3	0/0
Denver Broncos	10	7:53	0	4	1	5	3/6	0/0

## Play By Play

## Second Quarter

11/17/2013

Kansas City Chiefs continued.

2-10-DEN 40	(15:00) (Shotgun) A.Smith pass deep right to D.Bowe to DEN 14 for 26 yards (R.Moore).	P5
<u>1-10-DEN 14</u>	(14:22) J.Charles right tackle to DEN 12 for 2 yards (V.Miller; K.Vickerson).	
2-8-DEN 12	(13:41) (Shotgun) A.Smith pass incomplete short right to J.Charles. <i>PENALTY on DEN-D.Ihenacho, Taunting, 6 yards, enforced at DEN 12.</i>	X6
<u>1-6-DEN 6</u>	(13:36) (Shotgun) A.Smith pass incomplete short right to J.Charles.	
2-6-DEN 6	(13:33) (Shotgun) A.Smith pass incomplete short middle to D.Bowe (K.Webster).	
3-6-DEN 6	<b>(13:28) (Shotgun) A.Smith pass short right to D.Bowe for 6 yards, TOUCHDOWN.</b> R.Succop extra point is GOOD, Center-T.Gafford, Holder-D.Colquitt.	P7

<b>KC 7 DEN 10, 11 plays, 80 yards, 3 penalties, 4:40 drive, 1:37 elapsed</b>
---

R.Succop kicks 72 yards from KC 35 to DEN -7. T.Holliday to DEN 21 for 28 yards (F.Zombo).

## Denver Broncos at 13:23, (1st play from scrimmage 13:17)

1-10-DEN 21	(13:17) (Shotgun) P.Manning pass short middle to D.Thomas to DEN 32 for 11 yards (M.Cooper). <i>Penalty on KC-E.Berry, Defensive Holding, declined.</i>	P6
<u>1-10-DEN 32</u>	(13:01) (No Huddle, Shotgun) K.Moreno right tackle to DEN 33 for 1 yard (S.Commings).	
2-9-DEN 33	(12:25) (No Huddle, Shotgun) P.Manning pass deep middle to J.Thomas to KC 47 for 20 yards (E.Berry).	P7
<u>1-10-KC 47</u>	(11:54) (No Huddle) P.Manning pass incomplete short left to E.Decker (S.Smith).	
2-10-KC 47	(11:51) (No Huddle, Shotgun) P.Manning pass short right to D.Thomas pushed ob at KC 18 for 29 yards (K.Lewis).	P8
<u>1-10-KC 18</u>	(11:26) (No Huddle, Shotgun) P.Manning pass short right to M.Ball to KC 19 for -1 yards (E.Berry).	
2-11-KC 19	(10:40) (No Huddle, Shotgun) P.Manning pass incomplete short left to W.Welker (M.Cooper). <i>PENALTY on KC-M.Cooper, Defensive Holding, 5 yards, enforced at KC 19 - No Play.</i>	X9
<u>1-10-KC 14</u>	(10:35) (No Huddle, Shotgun) K.Moreno right guard to KC 13 for 1 yard (A.Bailey).	
2-9-KC 13	(10:07) (No Huddle, Shotgun) P.Manning pass short middle to W.Welker to KC 6 for 7 yards (J.Houston).	
3-2-KC 6	(9:36) (No Huddle, Shotgun) K.Moreno up the middle to KC 1 for 5 yards (K.Lewis; Q.Demps).	R10
<u>1-1-KC 1</u>	(9:12) (No Huddle, Shotgun) P.Manning pass incomplete short middle to W.Welker. <i>PENALTY on KC-B.Flowers, Defensive Pass Interference, 0 yards, enforced at KC 1 - No Play.</i>	X11
<u>1-1-KC 1</u>	<b>(9:09) (No Huddle) M.Ball left guard for 1 yard, TOUCHDOWN.</b> M.Prater extra point is GOOD, Center-A.Brewer, Holder-B.Colquitt.	R12

<b>KC 7 DEN 17, 10 plays, 79 yards, 2 penalties, 4:18 drive, 5:55 elapsed</b>
---

M.Prater kicks 65 yards from DEN 35 to end zone, Touchback.

## Kansas City Chiefs at 9:05

1-10-KC 20	(9:05) (Shotgun) <i>PENALTY on DEN-R.Ayers, Encroachment, 5 yards, enforced at KC 20 - No Play.</i>	
1-5-KC 25	(9:05) J.Charles right guard to KC 28 for 3 yards (M.Unrein).	
2-2-KC 28	(8:29) (Shotgun) A.Smith pass incomplete short right to D.McCluster.	
3-2-KC 28	(8:25) (Shotgun) A.Smith pass incomplete deep right to D.Bowe. <i>PENALTY on DEN-D.Ihenacho, Defensive Holding, 5 yards, enforced at KC 28 - No Play.</i>	X8
<u>1-10-KC 33</u>	(8:20) J.Charles left tackle ran ob at DEN 32 for 35 yards.	R9
<u>1-10-DEN 32</u>	(7:43) (Shotgun) K.Davis up the middle to DEN 29 for 3 yards (D.Wolfe).	
2-7-DEN 29	(7:06) A.Smith pass incomplete short right to D.Bowe.	
3-7-DEN 29	(7:00) (Shotgun) A.Smith pass short left to D.Bowe to DEN 20 for 9 yards (D.Ihenacho).	P10
<u>1-10-DEN 20</u>	(6:22) K.Davis right end to DEN 13 for 7 yards (M.Unrein).	
2-3-DEN 13	(5:42) A.Smith pass short left to K.Davis to DEN 2 for 11 yards (D.Trevathan).	P11
<u>1-2-DEN 2</u>	(5:17) J.Charles left guard to DEN 2 for no gain (M.Adams).	
2-2-DEN 2	(4:36) A.Sherman up the middle to DEN 1 for 1 yard (T.Knighton; S.Phillips).	
3-1-DEN 1	(3:57) J.Charles right guard to DEN 1 for no gain (S.Johnson).	
4-1-DEN 1	<b>(2:58) R.Succop 20 yard field goal is GOOD, Center-T.Gafford, Holder-D.Colquitt.</b>	

<b>KC 10 DEN 17, 12 plays, 79 yards, 2 penalties, 6:10 drive, 12:05 elapsed</b>
---

R.Succop kicks 65 yards from KC 35 to end zone, Touchback.

## Denver Broncos at 2:55

1-10-DEN 20	(2:55) (Shotgun) P.Manning pass short right to W.Welker to DEN 19 for -1 yards (B.Flowers).	
-------------	---	--



Kansas City Chiefs vs Denver Broncos at Sports Authority Field at Mile High								
2-11-DEN 19	(2:16) (No Huddle, Shotgun) P.Manning pass short middle to W.Welker to DEN 34 for 15 yards (E.Berry).							P13
Two-Minute Warning								
<u>1-10-DEN 34</u>	(2:00) (Shotgun) K.Moreno up the middle to DEN 38 for 4 yards (J.Houston).							
2-6-DEN 38	(1:38) (No Huddle, Shotgun) P.Manning pass short left to E.Decker to DEN 46 for 8 yards (S.Smith).							P14
<u>1-10-DEN 46</u>	(1:16) (No Huddle, Shotgun) P.Manning pass incomplete deep right to D.Thomas.							
2-10-DEN 46	(1:13) (No Huddle, Shotgun) P.Manning pass short left to J.Thomas pushed ob at KC 40 for 14 yards (E.Berry).							P15
<u>1-10-KC 40</u>	(1:05) (No Huddle, Shotgun) K.Moreno up the middle to KC 35 for 5 yards (D.Johnson).							
2-5-KC 35	(:46) (No Huddle, Shotgun) P.Manning pass incomplete deep right to D.Thomas.							
3-5-KC 35	(:42) (No Huddle, Shotgun) K.Moreno up the middle to KC 34 for 1 yard (J.Houston).							
	Timeout #1 by KC at 00:37.							
4-4-KC 34	(:37) M.Prater 52 yard field goal is No Good, Wide Left, Center-A.Brewer, Holder-B.Colquitt.							
Kansas City Chiefs at 0:32								
1-10-KC 42	(:32) (Shotgun) A.Smith pass deep middle to D.Bowe to DEN 42 for 16 yards (C.Harris).							P12
	Timeout #2 by KC at 00:23.							
<u>1-10-DEN 42</u>	(:23) (Shotgun) A.Smith sacked at KC 49 for -9 yards (S.Phillips).							
	Timeout #3 by KC at 00:11.							
2-19-KC 49	(:11) (Shotgun) A.Smith pass short right to D.McCluster to KC 48 for -1 yards (D.Bruton). FUMBLES (D.Bruton), recovered by KC-J.Charles at KC 48. J.Charles to KC 48 for no gain (D.Bruton).							
	<i>PENALTY on DEN-W.Woodyard, Defensive Holding, 5 yards, enforced at KC 49 - No Play.</i>							X13
<u>1-10-DEN 46</u>	(:00) (Shotgun) A.Smith scrambles left end pushed ob at DEN 21 for 25 yards (S.Phillips).							R14
END OF QUARTER								
	Score	Time Poss	R	P	X	T	3 Down	4 Down
Kansas City Chiefs	10	8:19	2	5	3	10	2/3	0/0
Denver Broncos	17	6:41	2	6	2	10	1/2	0/0

## Play By Play

## Third Quarter

11/17/2013

DEN elects to Receive, and KC elects to defend the South goal.

R.Succop kicks 65 yards from KC 35 to end zone, Touchback.

## Denver Broncos at 15:00

- 1-10-DEN 20 (15:00) P.Manning pass incomplete short right to D.Thomas.
- 2-10-DEN 20 (14:55) K.Moreno up the middle to DEN 21 for 1 yard (T.Jackson).
- 3-9-DEN 21 (14:14) (No Huddle, Shotgun) P.Manning pass incomplete deep right to J.Thomas.
- 4-9-DEN 21 (14:09) B.Colquitt punts 46 yards to KC 33, Center-A.Brewer. D.McCluster to KC 37 for 4 yards (D.Bruton).

## Kansas City Chiefs at 13:58

- 1-10-KC 37 (13:58) (Shotgun) A.Smith pass incomplete short right to J.Charles (M.Jackson).
- 2-10-KC 37 (13:51) (Shotgun) A.Smith left end to KC 40 for 3 yards (S.Phillips).
- 3-7-KC 40 (13:08) (Shotgun) A.Smith pass incomplete deep left to D.McCluster.
- 4-7-KC 40 (13:02) D.Colquitt punts 60 yards to end zone, Center-T.Gafford, Touchback.

## Denver Broncos at 12:51

- 1-10-DEN 20 (12:51) (Shotgun) K.Moreno up the middle to DEN 29 for 9 yards (J.Houston).
- 2-1-DEN 29 (12:30) (No Huddle, Shotgun) K.Moreno up the middle to DEN 32 for 3 yards (D.Johnson). R16
- 1-10-DEN 32 (12:11) (No Huddle) K.Moreno right end pushed ob at DEN 34 for 2 yards (D.Poe).
- 2-8-DEN 34 (11:51) (No Huddle, Shotgun) P.Manning pass incomplete short middle to W.Welker (J.Houston).
- 3-8-DEN 34 (11:47) (No Huddle, Shotgun) P.Manning pass deep left to W.Welker ran ob at KC 47 for 19 yards.  
*PENALTY on DEN-O.Franklin, Offensive Holding, 10 yards, enforced at DEN 34 - No Play.*
- 3-18-DEN 24 (11:21) (Shotgun) P.Manning pass incomplete short middle to D.Thomas (D.Poe).
- 4-18-DEN 24 (11:17) B.Colquitt punts 48 yards to KC 28, Center-A.Brewer. D.McCluster to KC 35 for 7 yards (V.Green; D.Trevathan).

## Kansas City Chiefs at 11:06

- 1-10-KC 35 (11:06) J.Charles up the middle to KC 35 for no gain (D.Trevathan).
- 2-10-KC 35 (10:31) A.Smith pass short right to S.McGrath pushed ob at DEN 44 for 21 yards (K.Webster). P15
- 1-10-DEN 44 (9:54) J.Charles up the middle to DEN 37 for 7 yards (M.Adams).  
*PENALTY on KC-D.Avery, Illegal Block Above the Waist, 10 yards, enforced at DEN 37.*
- 1-13-DEN 47 (9:38) (Shotgun) A.Smith pass incomplete short right to A.Sherman (S.Phillips).
- 2-13-DEN 47 (9:35) (Shotgun) A.Smith sacked at KC 39 for -14 yards (D.Wolfe).
- 3-27-KC 39 (8:55) (Shotgun) A.Smith pass short middle to D.McCluster to KC 45 for 6 yards (W.Woodyard).
- 4-21-KC 45 (8:15) D.Colquitt punts 55 yards to end zone, Center-T.Gafford, Touchback.

## Denver Broncos at 8:06

- 1-10-DEN 20 (8:06) (Shotgun) P.Manning pass short right to E.Decker pushed ob at DEN 29 for 9 yards (M.Cooper).
- 2-1-DEN 29 (7:48) (No Huddle, Shotgun) M.Ball up the middle to DEN 31 for 2 yards (D.Poe). R17
- 1-10-DEN 31 (7:22) (No Huddle, Shotgun) P.Manning pass incomplete short middle to M.Ball.
- 2-10-DEN 31 (7:18) (No Huddle, Shotgun) M.Ball up the middle to DEN 34 for 3 yards (A.Bailey).
- 3-7-DEN 34 (6:45) (No Huddle, Shotgun) P.Manning pass incomplete short right to J.Thomas.
- 4-7-DEN 34 (6:41) B.Colquitt punts 54 yards to KC 12, Center-A.Brewer. D.McCluster to KC 13 for 1 yard (A.Caldwell).

## Kansas City Chiefs at 6:31

- 1-10-KC 13 (6:31) A.Smith pass incomplete deep left to D.Avery (D.R-Cromartie).
- 2-10-KC 13 (6:24) J.Charles left tackle to KC 16 for 3 yards (D.Ihenacho).
- 3-7-KC 16 (5:40) (Shotgun) A.Smith pass incomplete short right to D.Bowe.
- 4-7-KC 16 (5:35) D.Colquitt punts 53 yards to DEN 31, Center-T.Gafford. T.Holliday to DEN 35 for 4 yards (A.Jordan).

## Denver Broncos at 5:24

- 1-10-DEN 35 (5:24) (Shotgun) K.Moreno up the middle to DEN 46 for 11 yards (K.Lewis). R18
- 1-10-DEN 46 (4:57) (No Huddle, Shotgun) K.Moreno right tackle to DEN 46 for no gain (J.Houston).
- 2-10-DEN 46 (4:32) (No Huddle, Shotgun) P.Manning pass short left to W.Welker to KC 47 for 7 yards (Q.Demps).
- 3-3-KC 47 (3:54) (No Huddle, Shotgun) P.Manning pass short right to E.Decker to KC 14 for 33 yards (Q.Demps). P19
- 1-10-KC 14 (3:03) (No Huddle, Shotgun) P.Manning pass short right to M.Ball pushed ob at KC 8 for 6 yards (E.Berry).
- 2-4-KC 8 **(2:28) (No Huddle, Shotgun) M.Ball right end for 8 yards, TOUCHDOWN.** R20  
M.Prater extra point is GOOD, Center-A.Brewer, Holder-B.Colquitt.

Kansas City Chiefs vs Denver Broncos at Sports Authority Field at Mile High

PENALTY on KC, Defensive 12 On-field, 5 yards, enforced between downs.

KC 10 DEN 24, 6 plays, 65 yards, 3:02 drive, 12:38 elapsed

M.Prater kicks 67 yards from DEN 40 to KC -7. K.Davis pushed ob at KC 16 for 23 yards (O.Bolden).

PENALTY on KC-C.Gray, Offensive Holding, 8 yards, enforced at KC 16.

Kansas City Chiefs at 2:22, (1st play from scrimmage 2:16)

1-10-KC 8	(2:16) (Shotgun) A.Smith pass short right to D.McCluster to KC 14 for 6 yards (K.Webster).	
2-4-KC 14	(1:40) (Shotgun) A.Smith right end to KC 31 for 17 yards (K.Webster).	R16
<u>1-10-KC 31</u>	(1:05) J.Charles left tackle to KC 36 for 5 yards (S.Phillips).	
2-5-KC 36	(:30) (Shotgun) J.Charles right end to KC 45 for 9 yards (D.Ihenacho).	R17

END OF QUARTER

	Score	Time Poss	First Downs				Efficiencies	
			R	P	X	T	3 Down	4 Down
Kansas City Chiefs	10	7:36	2	1	0	3	0/3	0/0
Denver Broncos	24	7:24	4	1	0	5	1/4	0/0

## Play By Play

## Fourth Quarter

11/17/2013

Kansas City Chiefs continued.

<u>1-10-KC 45</u>	(15:00) (Shotgun) J.Charles up the middle to KC 46 for 1 yard (M.Jackson).	
2-9-KC 46	(14:21) (Shotgun) A.Smith pass short left to D.McCluster ran ob at DEN 44 for 10 yards [M.Jackson].	P18
<u>1-10-DEN 44</u>	(13:57) K.Davis right guard to DEN 41 for 3 yards (S.Phillips).	
2-7-DEN 41	(13:20) A.Smith scrambles right end to DEN 32 for 9 yards (W.Woodyard).	
	<i>PENALTY on KC-S.McGrath, Offensive Holding, 10 yards, enforced at DEN 41 - No Play.</i>	
2-17-KC 49	(12:50) (Shotgun) A.Smith pass incomplete short left to D.McCluster (Q.Jammer).	
3-17-KC 49	(12:48) A.Smith pass short middle to A.Fasano to DEN 41 for 10 yards (C.Harris).	
4-7-DEN 41	(11:58) D.Colquitt punts 41 yards to end zone, Center-T.Gafford, Touchback.	

## Denver Broncos at 11:48

1-10-DEN 20	(11:48) (Shotgun) M.Ball left guard to DEN 22 for 2 yards (J.Houston).	
2-8-DEN 22	(11:22) (No Huddle, Shotgun) P.Manning pass short right to W.Welker to DEN 42 for 20 yards (A.Bailey). DEN-W.Welker was injured during the play.	P21
<u>1-10-DEN 42</u>	(10:19) (Shotgun) M.Ball right guard to DEN 45 for 3 yards (D.Johnson).	
2-7-DEN 45	(9:42) (No Huddle, Shotgun) P.Manning pass short middle to E.Decker pushed ob at KC 38 for 17 yards (M.Cooper).	P22
<u>1-10-KC 38</u>	(9:12) (No Huddle, Shotgun) P.Manning pass incomplete deep right to A.Caldwell.	
2-10-KC 38	(9:07) (No Huddle, Shotgun) P.Manning pass short right to M.Ball to KC 27 for 11 yards (K.Lewis).	P23
<u>1-10-KC 27</u>	(8:20) (No Huddle, Shotgun) M.Ball up the middle to KC 27 for no gain (T.Hali).	
2-10-KC 27	(7:48) (No Huddle, Shotgun) P.Manning pass incomplete short right to D.Thomas.	
3-10-KC 27	(7:44) (No Huddle, Shotgun) P.Manning pass short right to W.Welker pushed ob at KC 18 for 9 yards (B.Flowers).	
	Timeout #1 by DEN at 07:10.	
4-1-KC 18	<b>(7:10) M.Prater 36 yard field goal is GOOD, Center-A.Brewer, Holder-B.Colquitt.</b>	

<b>KC 10 DEN 27, 10 plays, 62 yards, 4:42 drive, 7:54 elapsed</b>
---

M.Prater kicks 65 yards from DEN 35 to end zone, Touchback.

## Kansas City Chiefs at 7:06

1-10-KC 20	(7:06) (Shotgun) <i>PENALTY on DEN-K.Webster, Defensive Delay of Game, 5 yards, enforced at KC 20 - No Play.</i>	
1-5-KC 25	(7:06) (Shotgun) A.Smith pass incomplete short left to J.Charles (S.Phillips).	
2-5-KC 25	(7:02) (Shotgun) A.Smith pass incomplete short right to D.Bowe.	
3-5-KC 25	(6:57) (Shotgun) A.Smith pass short middle to A.Fasano to KC 37 for 12 yards (D.Trevathan; M.Jackson).	P19
<u>1-10-KC 37</u>	(6:25) (No Huddle, Shotgun) A.Smith pass incomplete short left to D.Bowe (Q.Jammer).	
2-10-KC 37	(6:21) (Shotgun) A.Smith pass deep middle to D.Avery to DEN 43 for 20 yards (Q.Jammer).	P20
	<i>PENALTY on DEN-M.Adams, Face Mask (15 Yards), 15 yards, enforced at DEN 43.</i>	X21
<u>1-10-DEN 28</u>	(5:54) (Shotgun) A.Smith pass incomplete deep middle to D.Bowe.	
2-10-DEN 28	(5:47) (Shotgun) A.Smith pass incomplete short right to J.Charles.	
3-10-DEN 28	(5:39) (Shotgun) <i>PENALTY on DEN-R.Ayers, Neutral Zone Infraction, 5 yards, enforced at DEN 28 - No Play.</i>	
3-5-DEN 23	(5:39) A.Smith pass short right to D.McCluster to DEN 10 for 13 yards (M.Adams).	P22
<u>1-10-DEN 10</u>	<b>(5:02) (Shotgun) A.Smith pass incomplete short right to A.Fasano.</b> <b>Kansas City challenged the incomplete pass ruling, and the play was REVERSED.</b> <b>(Shotgun) A.Smith pass short right to A.Fasano for 10 yards, TOUCHDOWN.</b> R.Succop extra point is GOOD, Center-T.Gafford, Holder-D.Colquitt.	P23

<b>KC 17 DEN 27, 9 plays, 80 yards, 3 penalties, 2:10 drive, 10:04 elapsed</b>
--

R.Succop kicks 65 yards from KC 35 to end zone, Touchback.

## Denver Broncos at 4:56

1-10-DEN 20	(4:56) (Shotgun) K.Moreno right tackle to DEN 25 for 5 yards (A.Bailey).	
	Timeout #1 by KC at 04:52.	
2-5-DEN 25	(4:52) (Shotgun) K.Moreno up the middle to DEN 26 for 1 yard (A.Bailey; J.Houston).	
	Timeout #2 by KC at 04:47.	
3-4-DEN 26	(4:47) (Shotgun) P.Manning pass short right to E.Decker pushed ob at DEN 29 for 3 yards (M.Cooper).	P24
	Denver challenged the first down ruling, and the play was REVERSED.	
	(Shotgun) P.Manning pass short right to E.Decker pushed ob at DEN 30 for 4 yards (M.Cooper).	
<u>1-10-DEN 30</u>	(4:41) (Shotgun) K.Moreno right guard to DEN 32 for 2 yards (J.Houston).	
	Timeout #3 by KC at 04:35.	
2-8-DEN 32	(4:35) (Shotgun) <i>PENALTY on DEN-Z.Beadles, False Start, 5 yards, enforced at DEN 32 - No Play.</i>	

Kansas City Chiefs vs Denver Broncos at Sports Authority Field at Mile High

- 2-13-DEN 27 (4:35) (No Huddle, Shotgun) P.Manning pass short right to D.Thomas to DEN 32 for 5 yards (M.Cooper).
- 3-8-DEN 32 (3:55) (Shotgun) P.Manning pass incomplete short right to D.Thomas.
- 4-8-DEN 32 (3:51) B.Colquitt punts 46 yards to KC 22, Center-A.Brewer. D.McCluster to KC 30 for 8 yards (M.Ball).

Kansas City Chiefs at 3:38

- 1-10-KC 30 (3:38) (Shotgun) A.Smith pass deep right to D.McCluster ran ob at KC 48 for 18 yards.
- 1-10-KC 48 (3:32) (Shotgun) A.Smith scrambles up the middle to DEN 45 for 7 yards (S.Phillips).
- 2-3-DEN 45 (3:06) (Shotgun) A.Smith pass incomplete short right.
- 3-3-DEN 45 (3:01) (Shotgun) A.Smith pass incomplete short left to D.Bowe (D.R-Cromartie).
- 4-3-DEN 45 (2:57) (Shotgun) A.Smith pass incomplete short right to D.Bowe.

Denver Broncos at 2:50

- 1-10-DEN 46 (2:50) Direction Change! K.Moreno right tackle to DEN 49 for 3 yards (A.Bailey).
- 2-7-DEN 49 (2:09) PENALTY on DEN-J.Dreessen, False Start, 5 yards, enforced at DEN 49 - No Play.
- 2-12-DEN 44 (2:09) K.Moreno right guard to DEN 43 for -1 yards (T.Hali).

Two-Minute Warning

- 3-13-DEN 43 (2:00) K.Moreno left tackle to DEN 46 for 3 yards (T.Hali).  
Timeout #2 by DEN at 01:15.
- 4-10-DEN 46 (1:15) B.Colquitt punts 41 yards to KC 13, Center-A.Brewer, downed by DEN-S.Johnson.  
PENALTY on DEN-O.Bolden, Player Out of Bounds on Punt, 6 yards, enforced at DEN 46 - No Play.
- 4-16-DEN 40 (1:03) B.Colquitt punts 40 yards to KC 20, Center-A.Brewer, fair catch by D.McCluster.

Kansas City Chiefs at 0:55

- 1-10-KC 20 (:55) (Shotgun) A.Smith pass short left to J.Charles to KC 19 for -1 yards (C.Harris).
- 2-11-KC 19 (:26) (Shotgun) A.Smith pass incomplete deep right to D.McCluster (D.R-Cromartie).  
PENALTY on KC-D.Stephenson, Ineligible Downfield Pass, 5 yards, enforced at KC 19 - No Play.
- 2-16-KC 14 (:18) A.Smith pass short left to J.Charles to KC 9 for -5 yards (S.Phillips).

END OF QUARTER

	Score	Time	First Downs				Efficiencies	
		Poss	R	P	X	T	3 Down	4 Down
Kansas City Chiefs	17	7:05	0	6	1	7	2/4	0/1
Denver Broncos	27	7:55	0	4	0	4	1/4	0/0

# Miscellaneous Statistics Report

Kansas City Chiefs vs Denver Broncos  
11/17/2013 at Sports Authority Field at Mile High

## Ten Longest Plays for Kansas City Chiefs

Yards	Qtr	Play Start	Play Description
35	2	1-10-KC 33	(8:20) J.Charles left tackle ran ob at DEN 32 for 35 yards.
35	4	2-10-KC 37	(6:21) (Shotgun) A.Smith pass deep middle to D.Avery to DEN 43 for 20 yards (Q.Jammer). PENALTY on DEN-M.Adams, Face Mask (15 Yards), 15 yards, enforced at DEN 43.
26	2	2-10-DEN 40	(15:00) (Shotgun) A.Smith pass deep right to D.Bowe to DEN 14 for 26 yards (R.Moore).
25	2	1-10-DEN 46	(:00) (Shotgun) A.Smith scrambles left end pushed ob at DEN 21 for 25 yards (S.Phillips).
21	3	2-10-KC 35	(10:31) A.Smith pass short right to S.McGrath pushed ob at DEN 44 for 21 yards (K.Webster).
19	1	1-10-KC 27	(2:16) (Shotgun) A.Smith pass short middle to S.McGrath to KC 46 for 19 yards (D.Trevathan; W.Woodyard).
18	4	1-10-KC 30	(3:38) (Shotgun) A.Smith pass deep right to D.McCluster ran ob at KC 48 for 18 yards.
17	3	2-4-KC 14	(1:40) (Shotgun) A.Smith right end to KC 31 for 17 yards (K.Webster).
16	1	1-10-KC 20	(12:33) A.Smith pass short right to A.Sherman pushed ob at KC 36 for 16 yards (D.Trevathan).
16	2	1-10-KC 42	(:32) (Shotgun) A.Smith pass deep middle to D.Bowe to DEN 42 for 16 yards (C.Harris).

## Ten Longest Plays for Denver Broncos

Yards	Qtr	Play Start	Play Description
70	1	3-5-DEN 21	(4:13) (No Huddle, Shotgun) P.Manning pass deep right to D.Thomas pushed ob at KC 9 for 70 yards (Q.Demps).
33	3	3-3-KC 47	(3:54) (No Huddle, Shotgun) P.Manning pass short right to E.Decker to KC 14 for 33 yards (Q.Demps).
29	2	2-10-KC 47	(11:51) (No Huddle, Shotgun) P.Manning pass short right to D.Thomas pushed ob at KC 18 for 29 yards (K.Lewis).
20	2	2-9-DEN 33	(12:25) (No Huddle, Shotgun) P.Manning pass deep middle to J.Thomas to KC 47 for 20 yards (E.Berry).
20	4	2-8-DEN 22	(11:22) (No Huddle, Shotgun) P.Manning pass short right to W.Welker to DEN 42 for 20 yards (A.Bailey). DEN-W.Welker was
17	4	2-7-DEN 45	(9:42) (No Huddle, Shotgun) P.Manning pass short middle to E.Decker pushed ob at KC 38 for 17 yards (M.Cooper).
15	2	2-11-DEN 19	(2:16) (No Huddle, Shotgun) P.Manning pass short middle to W.Welker to DEN 34 for 15 yards (E.Berry).
14	2	2-10-DEN 46	(1:13) (No Huddle, Shotgun) P.Manning pass short left to J.Thomas pushed ob at KC 40 for 14 yards (E.Berry).
11	2	1-10-DEN 21	(13:17) (Shotgun) P.Manning pass short middle to D.Thomas to DEN 32 for 11 yards (M.Cooper).
11	3	1-10-DEN 35	(5:24) (Shotgun) K.Moreno up the middle to DEN 46 for 11 yards (K.Lewis).

## Touchdown Scoring Information

		Offense	Defense	Special Teams
<b>VISITOR</b>	Kansas City Chiefs	2	0	0
<b>HOME</b>	Denver Broncos	3	0	0

## Player Scoring Information

Club	Player	TD	Rush TD	Rec TD	KO TD	Punt TD	Int TD	Fum TD	Misc TD	FG	XP	2Pt Rush	2Pt Rec	Sfty	Points
KC	A.Fasano	0	0	1	0	0	0	0	0	0	0	0	0	0	6
KC	D.Bowe	0	0	1	0	0	0	0	0	0	0	0	0	0	6
KC	R.Succop	0	0	0	0	0	0	0	0	1	2	0	0	0	5
DEN	M.Ball	0	2	0	0	0	0	0	0	0	0	0	0	0	12
DEN	M.Prater	0	0	0	0	0	0	0	0	2	3	0	0	0	9
DEN	J.Thomas	0	0	1	0	0	0	0	0	0	0	0	0	0	6

## Possession Detail

	First Half		Second Half		Game	
	Visitor	Home	Visitor	Home	Visitor	Home
Largest Lead	0	10	0	17	0	17
Drives Leading	0	5	0	7	0	12
Time of Possession Leading	0:00	13:03	0:00	15:19	0:00	28:22
Largest Deficit	-10	0	-17	0	-17	0
Drives Trailing	6	0	7	0	13	0
Time of Possession Trailing	14:30	0:00	14:41	0:00	29:11	0:00
Times Score Tied Up		0		0		0
Lead Changes		1		0		1



# Playtime Percentage

Percent of playtime per player on offense, defense and special teams

Kansas City Chiefs						Denver Broncos					
		Offense	Defense	Special Teams				Offense	Defense	Special Teams	
B Albert	T	78 100%		3	9%	C Clark	T	80 100%		6	18%
R Hudson	C	78 100%		3	9%	L Vasquez	G	80 100%		6	18%
J Allen	G	78 100%		3	9%	Z Beadles	G	80 100%		6	18%
A Smith	QB	78 100%				O Franklin	T	80 100%		6	18%
E Fisher	T	73 94%		3	9%	M Ramirez	C	80 100%			
A Fasano	TE	71 91%				P Manning	QB	80 100%			
D Bowe	WR	68 87%				D Thomas	WR	72 90%		1	3%
J Charles	RB	65 83%				E Decker	WR	68 85%		1	3%
J Asamoah	G	62 79%		2	6%	W Welker	WR	64 80%		1	3%
D Avery	WR	62 79%				J Thomas	TE	60 75%			
D McCluster	WR	52 67%		7	21%	K Moreno	RB	58 72%			
A Sherman	FB	23 29%		18	55%	M Ball	RB	22 28%		8	24%
S McGrath	TE	17 22%				J Dreessen	TE	21 26%		22	67%
G Schwartz	T	16 21%		3	9%	A Caldwell	WR	20 25%		18	55%
J Hemingway	WR	15 19%		20	61%	V Green	TE	9 11%		23	70%
K Davis	RB	12 15%		3	9%	J Tamme	TE	5 6%		23	70%
D Stephenson	T	7 9%		3	9%	C Anderson	RB	1 1%		3	9%
A Jenkins	WR	2 3%				W Woodyard	LB		78 100%	4	12%
C Gray	RB	1 1%		24	73%	C Harris	CB		76 97%	1	3%
D Poe	NT		80 100%	6	18%	D Ihenacho	SS		72 92%	1	3%
J Houston	LB		80 100%	6	18%	V Miller	LB		70 90%		
T Hali	LB		80 100%	6	18%	D Trevathan	LB		63 81%	12	36%
D Johnson	LB		80 100%	5	15%	D Rodgers-Cromartie	CB		57 73%	4	12%
B Flowers	CB		80 100%			S Phillips	LB		57 73%		
E Berry	SS		80 100%			M Adams	SS		54 69%	17	52%
S Smith	CB		79 99%			K Webster	CB		48 62%	3	9%
K Lewis	FS		79 99%			D Wolfe	DE		48 62%	1	3%
Q Demps	SS		72 90%	4	12%	M Jackson	DE		34 44%	3	9%
M Cooper	CB		68 85%	12	36%	K Vickerson	DT		33 42%	4	12%
A Bailey	DE		45 56%	4	12%	T Knighton	NT		31 40%	9	27%
T Jackson	DE		22 28%	4	12%	R Ayers	DE		28 36%	4	12%
A Toribio	DE		10 12%	1	3%	R Moore	FS		27 35%		
A Jordan	LB		9 11%	26	79%	Q Jammer	CB		20 26%	16	48%
H Abdullah	FS		7 9%	30	91%	M Unrein	DT		16 21%	10	30%
M Devito	DE		6 8%	1	3%	S Williams	NT		16 21%		
S Commings	DB		3 4%	21	64%	D Bruton	FS		15 19%	26	79%
R Parker	DB			30	91%	O Bolden	FS		12 15%	21	64%
F Zombo	LB			24	73%	S Johnson	LB		3 4%	27	82%
J Johnson	LB			24	73%	P Lenon	LB			22	67%
M Catapano	DE			18	55%	A Brewer	LS			13	39%
D Moses	LB			17	52%	B Colquitt	P			13	39%
D Colquitt	P			10	30%	M Prater	K			12	36%
T Gafford	LS			10	30%	T Holliday	WR			10	30%
R Succop	K			7	21%	S Vallos	C			6	18%
K Williams	WR			4	12%						



# DENVER BRONCOS (8-1) vs. KANSAS CITY CHIEFS (9-0)

SUNDAY, NOV. 17, 2013 • 6:30 P.M. MST • SPORTS AUTHORITY FIELD AT MILE HIGH • DENVER



BRONCOS NUMERICAL		
No.	Player	Pos.
2	Zac Dysert	QB
4	Britton Colquitt	P
5	Matt Prater	K
11	Trindon Holliday	WR
12	Andre Caldwell	WR
17	Brock Osweiler	QB
18	Peyton Manning	QB
20	Mike Adams	S
21	Ronnie Hillman	RB
22	C.J. Anderson	RB
23	Quentin Jammer	CB
24	Champ Bailey	CB
25	Chris Harris Jr.	CB
26	Rahim Moore	S
27	Knowshon Moreno	RB
28	Montee Ball	RB
30	David Bruton	S
31	Omar Bolden	S
32	Tony Carter	CB
33	Duke Ihenacho	S
36	Kayvon Webster	CB
45	Dominique Rodgers-Cromartie	CB
46	Aaron Brewer	LB
50	J.D. Walton	C
51	Paris Lenon	LB
52	Wesley Woodyard	LB
53	Steven Johnson	LB
56	Nate Irving	LB
58	Von Miller	LB
59	Danny Trevathan	LB
60	Steve Vallos	C
65	Louis Vasquez	G
66	Manny Ramirez	C
68	Zane Beadles	G
73	Chris Kuper	G
74	Orlando Franklin	T
75	Chris Clark	T
77	Winston Justice	T
80	Julius Thomas	TE
81	Joel Dreessen	TE
83	Wes Welker	WR
84	Jacob Tamme	TE
85	Virgil Green	TE
87	Eric Decker	WR
88	Demaryius Thomas	WR
90	Shaun Phillips	DE
91	Robert Ayers	DE
92	Sylvester Williams	DT
94	Terrance Knighton	DT
95	Derek Wolfe	DE
96	Mitch Unrein	DE
97	Malik Jackson	DE
99	Kevin Vickerson	DT

PRONUNCIATION GUIDE	
MONTEE Ball	MON-tay
David BRUTON	BRUTE-in
Zac DYSERT	DYE-sert
Duke IHENACHO	EE-ah-NAH-cho
Chris KUPER	KOO-pehr
Knowshon MORENO	mor-AY-no
Brock OSWEILER	OSS-why-lur
Matt PRATER	PRAY-ter
DEMARIYIUS Thomas	duh-MARE-ee-us
Danny TREVATHAN	trev-AY-thin
Mitch UNREIN	UN-rhine
LOUIS VASQUEZ	Lewis vas-KEZ
Wesley WOODYARD	WOOD-YARD

BRONCOS 2013 SCHEDULE			
Wk.	Date	Opponent	Time/Result
1	Sept. 5	vs. Baltimore	W, 49-27
2	Sept. 15	at N.Y. Giants	W, 41-23
3	Sept. 23	vs. Oakland	W, 37-21
4	Sept. 29	vs. Philadelphia	W, 52-20
5	Oct. 6	at Dallas	W, 51-48
6	Oct. 13	vs. Jacksonville	W, 35-19
7	Oct. 20	at Indianapolis	L, 39-33
8	Oct. 27	vs. Washington	W, 45-21
9	Nov. 3	Bye	
10	Nov. 10	at San Diego	W, 28-20
11	Nov. 17	vs. Kansas City	6:30 p.m. MST
12	Nov. 24	at New England	8:30 p.m. EST
13	Dec. 1	at Kansas City	3:25 p.m. CST
14	Dec. 8	vs. Tennessee	2:05 p.m. MST
15	Dec. 12	vs. San Diego	6:25 p.m. MST
16	Dec. 22	at Houston	12 p.m. CST
17	Dec. 29	at Oakland	1:25 p.m. PST

BRONCOS INFORMATION	
Owner and CEO:	Pat Bowlen
President:	Joe Ellis
EVP of Football Ops.:	John Elway
Year Founded:	1960
All-Time Record:	445-393-10
Colors:	Orange, Broncos Navy Blue, White
Stadium:	Sports Authority Field at Mile High
	Capacity: 76,125

BRONCOS STATS & RANKINGS	
Points Per Game:	41.2 (1st)
Yards Per Game:	458.7 (1st)
Points Per Game Allowed:	26.4 (25th)
Yards Per Game Allowed:	374.9 (23rd)
Turnover Margin:	-2 (T-20th)

NFL WEEK 11 SCHEDULE	
Thursday, Nov. 14	
Indianapolis @ Tennessee	6:25 p.m.
Sunday, Nov. 17	
N.Y. Jets @ Buffalo	11 a.m.
Baltimore @ Chicago	11 a.m.
Cleveland @ Cincinnati	11 a.m.
Oakland @ Houston	11 a.m.
Arizona @ Jacksonville	11 a.m.
Washington @ Philadelphia	11 a.m.
Detroit @ Pittsburgh	11 a.m.
Atlanta @ Tampa Bay	11 a.m.
San Diego @ Miami	2:05 p.m.
San Francisco @ New Orleans	2:25 p.m.
Minnesota @ Seattle	2:25 p.m.
Green Bay @ N.Y. Giants	2:25 p.m.
Monday, Nov. 18	
New England @ Carolina	6:40 p.m.
*All times MST	

BRONCOS OFFENSE			
WR	88 Demaryius Thomas	12 Andre Caldwell	
LT	75 Chris Clark	77 Winston Justice	
LG	68 Zane Beadles	73 Chris Kuper	
C	66 Manny Ramirez	60 Steve Vallos	50 J.D. Walton
RG	65 Louis Vasquez	73 Chris Kuper	
RT	74 Orlando Franklin	77 Winston Justice	
TE	80 Julius Thomas	81 Joel Dreessen	84 Jacob Tamme
			85 Virgil Green
WR	87 Eric Decker	11 Trindon Holliday	
WR	83 Wes Welker	87 Eric Decker	
QB	18 Peyton Manning	17 Brock Osweiler	2 Zac Dysert
RB	27 Knowshon Moreno	21 Ronnie Hillman	28 Montee Ball
			22 C.J. Anderson

CHIEFS DEFENSE			
LDE	94 Tyson Jackson	97 Allen Bailey	77 Mike Catapano
NT	92 Dontari Poe	96 Jaye Howard	
RDE	70 Mike DeVito	98 Anthony Toribio	
LOLB	50 Justin Houston	51 Frank Zombo	
LILB	55 Akeem Jordan	57 Nico Johnson	
RILB	56 Derrick Johnson	52 James-Michael Johnson	
ROLB	91 Tamba Hali	54 Dezman Moses	
LCB	24 Brandon Flowers	31 Marcus Cooper	
RCB	27 Sean Smith	21 Dunta Robinson	38 Ron Parker
SS	29 Eric Berry	35 Quintin Demps	26 Sanders Commings
FS	23 Kendrick Lewis	39 Husain Abdullah	

BRONCOS SPECIALISTS			
K	5 Matt Prater		
P	4 Britton Colquitt		
H	4 Britton Colquitt		
LS	46 Aaron Brewer		
PR	11 Trindon Holliday	83 Wes Welker	
KR	11 Trindon Holliday	31 Omar Bolden	

TODAY'S OFFICIALS	
Referee	John Parry (132)
Umpire	Dan Ferrell (64)
Head Linesman	Derick Bowers (74)
Line Judge	Adrian Hill (29)
Field Judge	Scott Edwards (3)
Side Judge	Joe Larrew (73)
Back Judge	Perry Paganelli (46)
Instant Replay Official	Bobby McGrath
Instant Replay Assistant	Russell Yurk

BRONCOS DEFENSE			
LDE	95 Derek Wolfe	97 Malik Jackson	
DT	99 Kevin Vickerson	96 Mitch Unrein	
NT	94 Terrance Knighton	92 Sylvester Williams	
RDE	90 Shaun Phillips	91 Robert Ayers	
SLB	58 Von Miller	56 Nate Irving	
MLB	52 Wesley Woodyard	51 Paris Lenon	
WLB	59 Danny Trevathan	53 Steven Johnson	
LCB	24 Champ Bailey	25 Chris Harris Jr.	23 Quentin Jammer
RCB	45 D. Rodgers-Cromartie	32 Tony Carter	36 Kayvon Webster
SS	33 Duke Ihenacho	20 Mike Adams	
FS	26 Rahim Moore	30 David Bruton	31 Omar Bolden

CHIEFS OFFENSE			
WR	17 Donnie Avery	15 A.J. Jenkins	14 Chad Hall
LT	76 Branden Albert	79 Donald Stephenson	
LG	71 Jeff Allen	75 Rishaw Johnson	
C	61 Rodney Hudson	64 Eric Kush	
RG	73 Jon Asamoah	69 Rokevious Watkins	
RT	72 Eric Fisher	74 Geoff Schwartz	
TE	80 Anthony Fasano	84 Sean McGrath	
WR	82 Dwayne Bowe	22 Dexter McCluster	88 Junior Hemingway
QB	11 Alex Smith	10 Chase Daniel	9 Tyler Bray
RB	25 Jamaal Charles	34 Knile Davis	32 Cyrus Gray
FB	42 Anthony Sherman		

CHIEFS SPECIALISTS			
K	6 Ryan Succop	2 Dustin Colquitt	
P	2 Dustin Colquitt	6 Ryan Succop	
H	2 Dustin Colquitt	10 Chase Daniel	
LS	43 Thomas Gafford		
PR	22 Dexter McCluster	35 Quintin Demps	
KR	35 Quintin Demps	22 Dexter McCluster	34 Knile Davis

BRONCOS/CHIEFS REGULAR-SEASON SERIES INFO	
Reg. Season Meetings:	105
Denver Record:	49-56 (Home: 33-20)
First Game:	Dal. 17, @Den. 14, 10/30/60
Last Game:	@Den. 38, K.C. 3, 12/30/12
Current Den. Streak:	Won 2
Last Den. Home Win:	@Den. 38, K.C. 3, 12/30/12
Last Den. Home Loss:	K.C. 7, @Den. 3, 1/1/12
Most Den. Pts.:	49: @Den. 49, K.C. 29, 11/14/10
Most K.C. Pts.:	59: @K.C. 59, Den. 7, 9/7/63
Largest Den. Win:	35: @Den. 38, K.C. 3, 12/30/12
Largest K.C. Win:	52: @K.C. 59, Den. 7, 9/7/63

CHIEFS 2013 SCHEDULE			
Wk.	Date	Opponent	Time/Result
1	Sept. 8	at Jacksonville	W, 28-2
2	Sept. 15	vs. Dallas	W, 17-16
3	Sept. 19	at Philadelphia	W, 26-16
4	Sept. 29	vs. N.Y. Giants	W, 31-7
5	Oct. 6	at Tennessee	W, 26-17
6	Oct. 13	vs. Oakland	W, 24-7
7	Oct. 20	vs. Houston	W, 17-16
8	Oct. 27	vs. Cleveland	W, 23-17
9	Nov. 3	at Buffalo	W, 23-13
10	Nov. 10	Bye	
11	Nov. 17	at Denver	6:30 p.m. MST
12	Nov. 24	vs. San Diego	12 p.m. CST
13	Dec. 1	vs. Denver	3:25 p.m. CST
14	Dec. 8	at Washington	1 p.m. EST
15	Dec. 15	at Oakland	1:05 p.m. PST
16	Dec. 22	vs. Indianapolis	12 p.m. CST
17	Dec. 29	at San Diego	1:25 p.m. PST

CHIEFS INFORMATION	
Chairman & CEO:	Clark Hunt
General Manager:	John Dorsey
President	Mark Donovan
Year Founded:	1960
All-Time Record:	421-402-12
Colors:	Red, Gold, White
Stadium:	Arrowhead Stadium
	Capacity: 76,416

CHIEFS STATS & RANKINGS	
Points Per Game:	23.9 (14th)
Yards Per Game:	317.3 (24th)
Points Per Game Allowed:	12.3 (1st)
Yards Per Game Allowed:	326.9 (10th)
Turnover Margin:	+15 (1st)

2013 AFC WEST STANDINGS	
	   
Team	W L PCT DIV STK PF PA
Kansas City	9 0 1.000 1-0 W9 215 111
Denver	8 1 .889 2-0 W2 371 238
San Diego	4 5 .444 0-2 L2 212 202
Oakland	3 6 .333 1-2 L2 166 223

CHIEFS NUMERICAL		
No.	Player	Pos.
2	Dustin Colquitt	P
6	Ryan Succop	K
9	Tyler Bray	QB
10	Chase Daniel	QB
11	Alex Smith	QB
14	Chad Hall	WR
15	A.J. Jenkins	WR
17	Donnie Avery	WR
21	Dunta Robinson	CB
22	Dexter McCluster	WR
23	Kendrick Lewis	S
24	Brandon Flowers	CB
25	Jamaal Charles	RB
26	Sanders Commings	DB
27	Sean Smith	CB
29	Eric Berry	S
31	Marcus Cooper	CB
32	Cyrus Gray	RB
34	Knile Davis	RB
35	Quintin Demps	S
38	Ron Parker	CB
39	Husain Abdullah	S
42	Anthony Sherman	FB
43	Thomas Gafford	LS
50	Justin Houston	LB
51	Frank Zombo	LB
52	James-Michael Johnson	LB
54	Dezman Moses	LB
55	Akeem Jordan	LB
56	Derrick Johnson	LB
57	Nico Johnson	LB
61	Rodney Hudson	C
64	Eric Kush	C
69	Rokevious Watkins	OL
70	Mike DeVito	DL
71	Jeff Allen	G
72	Eric Fisher	T
73	Jon Asamoah	G
74	Geoff Schwartz	G/T
75	Rishaw Johnson	G
76	Branden Albert	T
77	Mike Catapano	DE
79	Donald Stephenson	OL
80	Anthony Fasano	TE
82	Dwayne Bowe	WR
84	Sean McGrath	TE
88	Junior Hemingway	WR
91	Tamba Hali	LB
92	Dontari Poe	DT
94	Tyson Jackson	DE
96	Jaye Howard	DT
97	Allen Bailey	DL
98	Anthony Toribio	DT

PRONUNCIATION GUIDE	
Husain ABDULLAH	Ab-DUEL-uh
Jon ASAMOAH	AH-suh-MO-uh
Mike CATAPANO	Cat-uh-PAWN-oh
KNILE Davis	Nile
Anthony FASANO	Fuh-SAWN-oh
TAMBA HALI	TOM-buh-HA-LEE
DONTARI Poe	Don-TAR-ee
DUNTA Robinson	DON-tay
Ryan SUCCOP	SUCK-up
Anthony TORIBIO	Tuh-RIB-ee-oh
ROKEVIOUS Watkins	RAW-key-vee-us



BRONCOS ALPHABETICAL

No.	Player	Pos.
20	Adams, Mike	S
22	Anderson, C.J.	RB
91	Ayers, Robert	DE
24	Bailey, Champ	CB
28	Ball, Montee	RB
68	Beadles, Zane	G
31	Bolden, Omar	S
46	Brewer, Aaron	LS
30	Bruton, David	S
12	Caldwell, Andre	WR
32	Carter, Tony	CB
75	Clark, Chris	T
4	Colquitt, Britton	P
87	Decker, Eric	WR
81	Dreessen, Joel	TE
2	Dysert, Zac	QB
74	Franklin, Orlando	T
85	Green, Virgil	TE
25	Harris Jr., Chris	CB
21	Hillman, Ronnie	RB
11	Holliday, Trindon	WR
33	Ihenacho, Duke	S
56	Irving, Nate	LB
97	Jackson, Malik	DE
23	Jammer, Quentin	CB
53	Johnson, Steven	LB
77	Justice, Winston	T
94	Knighton, Terrance	DT
73	Kuper, Chris	G
51	Lenon, Paris	LB
18	Manning, Peyton	QB
58	Miller, Von	LB
26	Moore, Rahim	S
27	Moreno, Knowshon	RB
17	Osweiler, Brock	QB
90	Phillips, Shaun	DE
5	Prater, Matt	K
66	Ramirez, Manny	C
45	Rodgers-Cromartie, Dominique	CB
84	Tamme, Jacob	TE
88	Thomas, Demaryius	WR
80	Thomas, Julius	TE
59	Trevathan, Danny	LB
96	Unrein, Mitch	DT
60	Vallos, Steve	C
65	Vasquez, Louis	G
99	Vickerson, Kevin	DT
50	Walton, J.D.	C
36	Webster, Kayvon	CB
83	Welker, Wes	WR
92	Williams, Sylvester	DT
95	Wolfe, Derek	DE
52	Woodyard, Wesley	LB

DENVER BRONCOS NUMERICAL

No.	Player	Pos.	Ht.	Wt.	Age	NFL Exp.	College	How Acq.
2	Zac Dysert	QB	6-3	221	23	R	Miami-Ohio	D7-'13
4	Britton Colquitt	P	6-3	205	28	5	Tennessee	FA-'09
5	Matt Prater	K	5-10	195	29	7	Central Florida	FA-'07
11	Trindon Holliday	WR	5-5	170	27	4	Louisiana State	W-'12 (Hou.)
12	Andre Caldwell	WR	6-0	200	28	6	Florida	UFA-'12 (Cin.)
17	Brock Osweiler	QB	6-8	240	22	2	Arizona State	D2b-'12
18	Peyton Manning	QB	6-5	230	37	16	Tennessee	FA-'12
20	Mike Adams	S	5-11	200	32	10	Delaware	UFA-'12 (Cle.)
21	Ronnie Hillman	RB	5-10	195	22	2	San Diego State	D3-'12
22	C.J. Anderson	RB	5-8	224	22	R	California	CFA-'13
23	Quentin Jammer	CB	6-0	204	34	12	Texas	UFA-'13 (S.D.)
24	Champ Bailey	CB	6-0	192	35	15	Georgia	T-'04 (Was.)
25	Chris Harris Jr.	CB	5-10	199	24	3	Kansas	CFA-'11
26	Rahim Moore	S	6-1	195	23	3	UCLA	D2a-'11
27	Knowshon Moreno	RB	5-11	220	26	5	Georgia	D1a-'09
28	Montee Ball	RB	5-10	215	22	R	Wisconsin	D2-'13
30	David Bruton	S	6-2	217	26	5	Notre Dame	D4a-'09
31	Omar Bolden	S	5-10	195	24	2	Arizona State	D4a-'12
32	Tony Carter	CB	5-9	175	27	5	Florida State	FA-'11
33	Duke Ihenacho	S	6-1	207	24	2	San Jose State	CFA-'12
36	Kayvon Webster	CB	5-11	198	22	R	South Florida	D3-'13
45	Dominique Rodgers-Cromartie	CB	6-2	193	27	6	Tennessee State	UFA-'13 (Phi.)
46	Aaron Brewer	LS	6-5	230	23	2	San Diego State	CFA-'12
50	J.D. Walton	C	6-3	305	26	4	Baylor	D3a-'10
51	Paris Lenon	LB	6-2	240	35	12	Richmond	FA-'13
52	Wesley Woodyard	LB	6-0	233	27	6	Kentucky	CFA-'08
53	Steven Johnson	LB	6-1	237	25	2	Kansas	CFA-'12
56	Nate Irving	LB	6-1	245	25	3	North Carolina State	D3-'11
58	Von Miller	LB	6-3	250	24	3	Texas A&M	D1-'11
59	Danny Trevathan	LB	6-1	240	23	2	Kentucky	D6-'12
60	Steve Vallos	C	6-3	310	29	6	Wake Forest	FA-'13
65	Louis Vasquez	G	6-5	335	26	5	Texas Tech	UFA-'13 (S.D.)
66	Manny Ramirez	C	6-3	320	30	7	Texas Tech	FA-'11
68	Zane Beadles	G	6-4	305	26	4	Utah	D2-'10
73	Chris Kuper	G	6-4	303	30	8	North Dakota	D5-'06
74	Orlando Franklin	T	6-7	320	25	3	Miami	D2b-'11
75	Chris Clark	T	6-5	305	28	5	Southern Mississippi	W-'10 (Min.)
77	Winston Justice	T	6-6	317	29	8	Southern California	FA-'13
80	Julius Thomas	TE	6-5	250	25	3	Portland State	D4b-'11
81	Joel Dreessen	TE	6-4	245	31	8	Colorado State	UFA-'12 (Hou.)
83	Wes Welker	WR	5-9	185	32	10	Texas Tech	UFA-'13 (N.E.)
84	Jacob Tamme	TE	6-3	230	28	6	Kentucky	UFA-'12 (Ind.)
85	Virgil Green	TE	6-5	255	25	3	Nevada	D7a-'11
87	Eric Decker	WR	6-3	214	26	4	Minnesota	D3b-'10
88	Demaryius Thomas	WR	6-3	229	25	4	Georgia Tech	D1a-'10
90	Shaun Phillips	DE	6-3	255	32	10	Purdue	UFA-'13 (S.D.)
91	Robert Ayers	DE	6-3	274	28	5	Tennessee	D1b-'09
92	Sylvester Williams	DT	6-2	313	24	R	North Carolina	D1-'13
94	Terrance Knighton	DT	6-3	335	27	5	Temple	UFA-'13 (Jac.)
95	Derek Wolfe	DE	6-5	285	23	2	Cincinnati	D2a-'12
96	Mitch Unrein	DT	6-4	306	26	3	Wyoming	FA-'10
97	Malik Jackson	DE	6-5	293	23	2	Tennessee	D5-'12
99	Kevin Vickerson	DT	6-5	328	30	8	Michigan State	FA-'10
D- Drafted; UFA- Unrestricted free agent (from); FA- Veteran free agent; CFA- College free agent; T- Trade (from); W- Waivers (from); R- Restricted free agent (from).								
HEAD COACH: John Fox (3rd year); INTERIM HEAD COACH/DEFENSIVE COORDINATOR: Jack Del Rio; Asst. Coaches: Adam Gase (Offensive Coordinator), Jeff Rodgers (Special Teams Coordinator), Clancy Barone (Tight Ends), Chris Beake (Quality Control - Defense), Brian Callahan (Offensive Asst.), Jim Bob Cooter (Offensive Asst.), Mike Eubanks (Asst. Strength), Sam Garnes (Asst. Secondary), Jason George (Asst. Strength), Alex Gibbs (Offensive Consultant), Greg Knapp (Quarterbacks), Anthony Lomando (Asst. Strength), Dave Magazu (Offensive Line), Luke Richesson (Strength & Conditioning), Jay Rodgers (Defensive Line), Richard Smith (Linebackers), Eric Studesville (Running Backs), Derius Swinton (Asst. Special Teams), Tyke Tolbert (Wide Receivers), Cory Undlin (Secondary).								



KANSAS CITY CHIEFS NUMERICAL

No.	Player	Pos.	Ht.	Wt.	Age	NFL Exp.	College	How Acq.
2	Dustin Colquitt	P	6-3	210	31	9	Tennessee	D3-'05
6	Ryan Succop	K	6-2	218	27	5	South Carolina	D7c-'09
9	Tyler Bray	QB	6-6	215	21	R	Tennessee	CFA-'13
10	Chase Daniel	QB	6-0	225	27	5	Missouri	FA-'13
11	Alex Smith	QB	6-4	217	29	9	Utah	T-'13 (S.F.)
14	Chad Hall	WR	5-8	187	27	3	Air Force	W-'13 (S.F.)
15	A.J. Jenkins	WR	6-0	200	24	2	Illinois	T-'13 (S.F.)
17	Donnie Avery	WR	5-11	200	29	6	Houston	FA-'13
21	Dunta Robinson	CB	5-10	183	31	10	South Carolina	FA-'13
22	Dexter McCluster	WR	5-8	170	25	4	Mississippi	D2a-'10
23	Kendrick Lewis	S	6-0	198	25	4	Mississippi	D5a-'10
24	Brandon Flowers	CB	5-9	187	27	6	Virginia Tech	D2-'08
25	Jamaal Charles	RB	5-11	199	26	6	Texas	D3a-'08
26	Sanders Commings	DB	6-0	223	23	R	Georgia	D5-13
27	Sean Smith	CB	6-3	218	26	5	Utah	FA-'13
29	Eric Berry	S	6-0	211	24	4	Tennessee	D1-'10
31	Marcus Cooper	CB	6-2	192	23	R	Rutgers	W-'13 (S.F.)
32	Cyrus Gray	RB	5-10	206	23	2	Texas A&M	D6-'12
34	Knile Davis	RB	5-10	227	22	R	Arkansas	D3b-'13
35	Quintin Demps	S	5-11	208	28	5	UTEP	FA-'13
38	Ron Parker	CB	6-0	206	26	3	Newberry	W-'13 (Sea.)
39	Husain Abdullah	S	6-0	204	28	5	Washington State	FA-'13
42	Anthony Sherman	FB	5-10	242	24	3	Connecticut	T-'13 (Ari.)
43	Thomas Gafford	LS	6-2	250	30	6	Houston	FA-'13
50	Justin Houston	LB	6-3	258	24	3	Georgia	D3a-'11
51	Frank Zombo	LB	6-3	254	26	4	Central Michigan	FA-'13
52	James-Michael Johnson	LB	6-1	240	24	2	Nevada	W-'13 (Cle.)
54	Dezman Moses	LB	6-2	249	24	2	Tulane	W-'13 (G.B.)
55	Akeem Jordan	LB	6-1	230	28	7	James Madison	FA-'13
56	Derrick Johnson	LB	6-3	242	30	9	Texas	D1-'05
57	Nico Johnson	LB	6-2	249	23	R	Alabama	D4-'13
61	Rodney Hudson	C	6-2	299	24	3	Florida State	D2-'11
64	Eric Kush	C	6-4	313	24	R	California (Pa.)	D6a-'13
69	Rokevious Watkins	OL	6-3	338	24	2	South Carolina	FA-'13
70	Mike DeVito	DL	6-3	305	29	7	Maine	FA-'13
71	Jeff Allen	G	6-4	306	23	2	Illinois	D2-'12
72	Eric Fisher	T	6-7	306	22	R	Central Michigan	D1-'13
73	Jon Asamoah	G	6-4	305	25	4	Illinois	D3a-'10
74	Geoff Schwartz	G/T	6-6	340	27	5	Oregon	FA-'13
75	Rishaw Johnson	G	6-3	313	23	1	California (Pa.)	FA-'13
76	Branden Albert	T	6-5	316	29	6	Virginia	D1b-'08
77	Mike Catapano	DE	6-4	270	23	R	Princeton	D7-'13
79	Donald Stephenson	OL	6-6	312	25	2	Oklahoma	D3-'12
80	Anthony Fasano	TE	6-4	255	29	8	Notre Dame	FA-'13
82	Dwayne Bowe	WR	6-2	221	29	7	LSU	D1-'07
84	Sean McGrath	TE	6-5	247	25	1	Henderson State	W-'13 (Sea.)
88	Junior Hemingway	WR	6-1	225	24	1	Michigan	D7b-'12
91	Tamba Hali	LB	6-3	275	30	8	Penn State	D1-'06
92	Dontari Poe	DT	6-3	346	23	2	Memphis	D1-'12
94	Tyson Jackson	DE	6-4	296	27	5	LSU	D1-'09
96	Jaye Howard	DT	6-3	301	24	2	Florida	W-'13 (Sea.)
97	Allen Bailey	DL	6-3	288	24	3	Miami	D3b-'11
98	Anthony Toribio	DT	6-1	315	28	3	Carson-Newman	FA-'12
D- Drafted; UFA- Unrestricted free agent (from); FA- Veteran free agent; CFA- College free agent; T- Trade (from); W- Waivers (from); R- Restricted free agent (from).								
HEAD COACH: Andy Reid (1st year). Offensive Asst. Coaches: Doug Pederson (Offensive Coordinator), Eric Bieniemy (Running Backs), Eugene Chung (Asst. Offensive Line), David Culley (Asst. Head Coach/Wide Receivers), Andy Heck (Offensive Line), Corey Mathiae (Quality Control), Tom Melvin (Tight Ends), Matt Nagy (Quarterbacks). Defensive Asst. Coaches: Bob Sutton (Defensive Coordinator), Tommy Brasher (Defensive Line), Mark DeLeone (Quality Control), Gary Gibbs (Linebackers), Al Harris (Defensive Asst./ Secondary), Britt Reid (Quality Control), Emmitt Thomas (Defensive Backs). Specialists Asst. Coaches: Dave Toub (Special Teams Coordinator), Kevin O'Dea (Asst. Special Teams), Miscellaneous Asst. Coaches: Brad Childress (Spread Game Analyst/Special Projects), Travis Crittenden (Asst. Strength & Conditioning), Mike Frazier (Statistical Analysis Coordinator), Barry Rubin (Head Strength & Conditioning), Brent Salazar (Asst. Strength & Conditioning).								

CHIEFS ALPHABETICAL

No.	Player	Pos.
39	Abdullah, Husain	S
76	Albert, Branden	T
71	Allen, Jeff	G
73	Asamoah, Jon	G
17	Avery, Donnie	WR
97	Bailey, Allen	DL
29	Berry, Eric	S
82	Bowe, Dwayne	WR
9	Bray, Tyler	QB
77	Catapano, Mike	DE
25	Charles, Jamaal	RB
2	Colquitt, Dustin	P
26	Commings, Sanders	DB
31	Cooper, Marcus	CB
10	Daniel, Chase	QB
34	Davis, Knile	RB
35	Demps, Quintin	S
70	DeVito, Mike	DL
80	Fasano, Anthony	TE
72	Fisher, Eric	T
24	Flowers, Brandon	CB
43	Gafford, Thomas	LS
32	Gray, Cyrus	RB
91	Hali, Tamba	LB
14	Hall, Chad	WR
88	Hemingway, Junior	WR
50	Houston, Justin	LB
96	Howard, Jaye	DT
61	Hudson, Rodney	C
94	Jackson, Tyson	DE
15	Jenkins, A.J.	WR
56	Johnson, Derrick	LB
52	Johnson, James-Michael	LB
57	Johnson, Nico	LB
75	Johnson, Rishaw	G
55	Jordan, Akeem	LB
64	Kush, Eric	C
23	Lewis, Kendrick	S
22	McCluster, Dexter	WR
84	McGrath, Sean	TE
54	Moses, Dezman	LB
38	Parker, Ron	CB
92	Poe, Dontari	DT
21	Robinson, Dunta	CB
74	Schwartz, Geoff	G/T
42	Sherman, Anthony	FB
11	Smith, Alex	QB
27	Smith, Sean	CB
79	Stephenson, Donald	OL
6	Succop, Ryan	K
98	Toribio, Anthony	DT
69	Watkins, Rokevious	OL
51	Zombo, Frank	LB

# Bowlen Hits 300-Win Milestone

By Gray Caldwell

DenverBroncos.com

November 10, 2013

Broncos Owner and CEO Pat Bowlen earned his 300th win Sunday, doing so in his 30th season of ownership.

SAN DIEGO -- For three decades, Broncos Owner and CEO Pat Bowlen has built a championship culture in Denver.

On Sunday afternoon, he became the first owner to reach 300 wins in 30 years.

The Broncos' victory against the San Diego Chargers was Bowlen's 300th since purchasing the team in 1984. In that span, he has brought two world championships to the city and made just as big an impact off the football field as on it.

"What he's done in the 30 years he's owned this franchise is unbelievable," Hall of Fame running back Floyd Little said last month at the unveiling of Ring of Fame Plaza.

The focus Sunday was on what Mr. Bowlen has helped his team accomplish between the lines.

The victory meant Bowlen made it to 300 wins in fewer years than any owner in professional football history.

Bowlen is one of 13 owners in professional football history with a tenure of at least 30 years. Among them, his 60-percent career winning percentage ranks second only to Giants founder Tim Mara.

In his 30 seasons as an owner, the team has won 10 division titles. The franchise has seen regular-season win totals of 14, 13 (four times), 12 (twice), 11 (four times) and 10 (three times). Fourteen of the 15 best seasons in team history have come during Mr. Bowlen's ownership.

In the last 30 years, the team ranks second in regular-season wins and Super Bowl appearances in addition to finishing with the fewest losing seasons among non-expansion teams during that span.

"Pat was a guy that really turned everything around and made winning the tradition with the Broncos," Executive Vice President of Football Operations John Elway said

# Measuring the Bowlen Era

By Andrew Mason  
DenverBroncos.com  
November 10, 2013

Independent analyst Andrew Mason looks at the impact Broncos Owner and CEO Pat Bowlen has made in his 30 years of ownership.

SAN DIEGO -- Three hundred is a milestone number. Few owners linger long enough to see their teams win that many games. And if the Broncos were a break-even franchise under Pat Bowlen's watch, this occasion would have been 37 and a half years in the making.

They made it in less than 30.

You know about the high points: world championships, Hall of Fame-caliber players, "The Drive," "The Drive II," 15 playoff appearances. But sometimes the best way is to measure what happened on the other side.

The last 30 years have not been without a few bumps, particularly just before John Fox and John Elway arrived. The Broncos missed the playoffs for five consecutive years in that span, which was highly unusual; prior to that, they'd never spent more than two seasons away from the playoffs.

But in those five seasons, the Broncos still averaged more than seven wins a year. In three of those years, they went into the final week of the season with a chance at the playoffs. And this was the low point of Bowlen's years.

There are many metrics to measuring success, but one crucial method is by asking this: when the team is down -- as is inevitable in the NFL's salary-cap-centric, parity-driven system -- how down does it get? Some clubs hit the bottom of the Pacific, and stay there for years.

When the Broncos struggled, they treaded water most of the time. They've had just one season at 4-12 or worse; only Pittsburgh has avoided this, and the average team has had four such seasons. And when the Broncos did hit that bottom, the organization was retooled, and they were back in their familiar playoff spot 12 months later. Less than two years after that, the Broncos won 17 consecutive regular-season games.

The efforts of many go into making this sort of turnaround happen. But nothing succeeds without the steady hand at the top, putting those people in position to

succeed. From Dan Reeves to Mike Shanahan to John Fox, and to others beyond them, Bowlen has been the constant.

Win No. 300 won't be the last. But it is an unforgettable milestone, and just one of the many other numbers accomplished by the Broncos' players and staff under his watch that help illuminate the success of Bowlen's years.

284: Regular-season wins under Bowlen, the second-most in the NFL in that span and the most in the AFC.

123: Pro Bowl selections by the Broncos in the last 30 years. Denver has had at least one Pro Bowler every season.

100: Number of AFC offensive, defensive and special-teams players of the week. Dominique Rodgers-Cromartie was the latest addition to this list after earning defensive honors for his 75-yard pick-six in Week 8.

41: Stadiums in which the Broncos have won during Bowlen's tenure, the latest being AT&T Stadium in Arlington, Texas. The Broncos hope to add stadium No. 42 to that list next month when they visit Houston; the Broncos lost their only regular-season game at Reliant Stadium in 2007, although they have won in the preseason.

29: Playoff games, more than all but four other teams since 1984 and nearly five times as many as the Broncos played in their first 24 seasons of existence. Also the number of first-team All-Pros the Broncos have had.

26: 1,000-yard receivers in the Bowlen era. The Broncos have had at least one 1,000-yard receiver all but one season since 2004 and all but two seasons since 1994.

19: Starting quarterbacks, ranging from John Elway (256 career starts, including playoffs) to Jarious Jackson and Bill Musgrave (one start apiece -- coincidentally, both were at Green Bay's Lambeau Field).

17: Winning seasons in the Bowlen era, most in the AFC West.

16: 1,000-yard rushing seasons by Broncos running backs since 1984.

7: Head coaches, with Jack Del Rio the latest -- and now, victorious -- addition to the collection.

5: AFC Championships, a total exceeded only by the Patriots' 7. It's also the number of losing seasons endured by the Broncos in Bowlen's 30 seasons of stewardship, which is significant because it's the fewest in the NFL since 1984 -- and also because Broncos were below .500 14 times in their first 24 seasons.



3: Colors of home jerseys worn under Bowlen's watch: navy blue, orange, and for a 2003 game against San Diego, white.

2: Home stadiums, and world championships.

1: As in first place in the AFC West, which the Broncos have claimed 10 times under Bowlen's watch, more than anyone else. Success usually starts with winning the division, and in the AFC West, the Broncos have been the most adept at this for generations.

# Fox says he'll be back by season's end

By Arnie Stapleton  
The Associated Press  
November 12, 2013

ENGLEWOOD, Colo. (AP) — Broncos coach John Fox says the only change he plans to make following open-heart surgery is his vantage point.

"My goal and dream is to be there (on the sideline) before the conclusion of the season," Fox told Denver media during a conference call Tuesday from his Charlotte, N.C., home where he's convalescing from surgery to fix a genetic heart defect.

Fox said he was born with a bicuspid aortic valve, one that has only two leaflets instead of the usual three. The aortic valve regulates blood flow from the heart into the aorta, the major blood vessel that brings blood into the body.

He said it was discovered in 1997 when a murmur showed up in a physical while he was the Giants defensive coordinator. He was told earlier this year that surgery was necessary, but he had hoped to delay the operation until after the Super Bowl.

That changed when he almost passed out Nov. 2 while golfing in Charlotte, two days after he'd visited his cardiologist in Raleigh.

Less than 48 hours later, he had surgery and was released from the hospital Friday. He'll soon begin his cardio rehab in North Carolina and won't be back in Denver until he's strong enough to fly back.

Fox said after he became dizzy on the golf course, he chipped within 2 feet for par, then lay down on the grass before being taken to a hospital where a CT scan showed "my valve was almost completely closed. I was receiving very little blood to my body."

Fox seemed to bristle when asked if any lifestyle changes were in the offing.

"I'm very, very healthy," he said, noting that normal hospital stays following this type of surgery is five to seven days and "I was out in four. So, this isn't due to poor lifestyle, not being healthy, too much stress, not enough stress. This is basically something I was born with that I needed fixed. I think the quick recovery speaks to what great shape I'm in.

"This is really not a lifestyle problem. It's just, let's call it a birth defect. I'm not really sure what you call it. But I just came up a little short in that department."

Fox said he'd have needed this operation even if he weren't an NFL coach.

"Sure, there is some pressure and stress involved in coaching, but I think a lot of people out there in Denver, in this country, really around the globe, have very pressure-packed jobs.

"I think our military comes to mind maybe as one of those that I don't think coaching compares to," Fox said. "So, it wasn't the pressure of coaching or any kind of thing."

Fox's voice sounded good during his 16-minute call, he also displayed his usual sense of humor, quick wit and charisma that players and coaches alike say they miss around team headquarters.

Fox said he was relaxing Tuesday and "just getting around to seeing the San Diego game from Sunday." That's the coaches' copy. He watched the broadcast live, although he admitted there were times he had to stop watching lest his blood pressure skyrocket.

One of those moments surely was when Peyton Manning came up limping after Corey Liuget dived at his ankles in the closing minutes of Denver's 28-20 win. The Broncos (8-1) asked the league to look at the hit, but the NFL determined it was a clean tackle.

Fox declined to confirm it was he who raised the issue with the NFL: "Well, we're not really allowed to discuss anything to do with officiating. I can say that I did communicate with somebody at the league office," Fox said.

Aside from his concern over his quarterback, Fox said he was feeling good and thanked everyone for their well wishes and the Broncos for allowing him "this time to get my health back, and that process is going very well. It's been helped by everybody there in Denver, and probably first and foremost my wife, Robin."

Fox and interim head coach Jack Del Rio speak every day by phone and Fox said he's texted and talked with some of his players, too.

Famous for saying every injured player is "day to day," Fox was just as coy about the timeline for his own recovery.

"I can just tell you that I'm working very hard to get better and I feel like my doctors are pleased that I've improved every day," he said. "So things are going great. I like where I'm at right now and we'll see where that leaves us."

# Kiszla: John Fox focuses on winning, not identity

By Mark Kiszla  
The Denver Post  
October 31, 2013

Oh, Broncos coach John Fox knows the rap against him. Here's how the story goes: It's a happy accident his NFL team averages 43 points per game, because Fox is so conservative he put the fuddy in duddy.

"I don't give a flying flip," Fox told me Wednesday. "I'm going to get evaluated on how many wins and losses I have."

So I asked: When he looks in the mirror, does Fox see a conservative coach?

"Well, I won a lot of games being conservative," said Fox, whose victory against Washington was the 101st of his 12-year career as an NFL head coach.

With Fox as coach, the Broncos have gone to the playoffs with Tim Tebow and Peyton Manning as quarterback.

"Did I have to adjust a little bit from Tim Tebow to Peyton Manning? Yes. But I don't know that makes me conservative. It makes me a decent coach," Fox said.

During a stretch of the most recent 38 games with Fox as coach, the Broncos' record has been 28-10.

"Coaching is putting your players in the best position to win. And if you don't do that, they won't play hard for you. You won't have their confidence," Fox said. "I wasn't going to throw it 49 times a game with Tim Tebow, and that's no knock against him. And I'm not throwing the ball on fourth-and-2 with a different guy at quarterback than Peyton Manning."

But, at the midterm of the NFL season, the question lingers: Can Fox be the leader who guides the Broncos to the Super Bowl, or is this veteran coach with the 40-grit sandpaper voice and the let-the-good-times-roll laugh merely along for the ride?

In a Twitter age when a coach's personality is defined in 140 characters or fewer, the guy pacing an NFL sideline can be quickly be reduced to a cartoon character. New England's Bill Belichick is Coach Hoodie. In Denver, Mike Shanahan was the Mastermind. Because the Broncos let the final seconds of a fourth quarter tick away during a stunning overtime loss to Baltimore in the playoffs, Fox is Mr. Take a Knee.

Fair or not, the rap will follow Fox around like toilet paper stuck to a shoe, at least until the Broncos return to the playoffs, and win.

"Every time we take a knee, does that make me conservative?" Fox said. "We took a knee (against Washington) with 19 seconds to go in the second quarter and one timeout at the minus 20. But we get the ball back in 15 minutes, after coming out of the locker room, with a whole half left. Why risk something stupid happening? So you can be aggressive? I mean, where are you really going in 19 seconds?"

In the NFL, coaching conservatively is often code for playing not to lose. But Fox thinks being conservative can be worn like a badge of honor by a coach who knows the personnel in his locker room.

He points to the 2003 Carolina team that went to the Super Bowl with unremarkable Jake Delhomme at quarterback and high-profile defensive end Julius Peppers as indisputable evidence why there's no shame in conservatism. "It worked. We shortened the game. It's like small ball in baseball. If you're not overly talented, you've got to do some different things to create the opportunity to win." Fox said.

Getting bashed by a blogger, a ticket-holder in Section 524 or an ESPN analyst as conservative doesn't concern Fox. Not because he has a huge, bullet-proof ego, but because the scoreboard makes the only judgment that really matters.

"When you lose a game like Baltimore or you lose a game like Indy, you kind of know you're going to get hammered for it. We all sign up for it," Fox said. "I tell our guys all the time: 'We're under attack. But we're well-compensated for it.' "

Winning is fun. Losing stinks. Being labeled conservative or innovative falls short of defining success or failure in any meaningful terms. Fox doesn't have the luxury of caring what anybody except players think about his strategic choices.

"What people don't get is: I've got 53 guys in that locker room that work very hard. ... So, as a coach, you can't just pull stuff out of your rear end and go with it. Because players know what gives us the best chance to win," Fox said.

"They'll lose confidence in you quickly if you don't make the right calls, and that goes for how you pick the team, what you do in trades or how much money management spends. The question is: How committed is this organization to winning? Players will turn on the organization. Players will turn on the coach. Players will turn on each other. This game is only fun when you win. It's hard work. It's a blue-collar job."

Leave the magic wand to a football genius.

Hand Fox a shovel. Coaching is a dirty job. He's proud of it.



# Q&A: Joe Ellis on Bowlen, the Broncos and the Bowl

By Wayne Hicks  
Denver Business Journal  
October 17, 2013

Joe Ellis, president of the Denver Broncos, has a long history with the team, beginning in 1983 when he joined as director of marketing. His initial stint didn't last long – it was just a couple of years before he left to earn a master's degree from the J.L. Kellogg School of Management at Northwestern University.

It was back to football for Ellis in 1990, when he signed on as a vice president with the National Football League, but he returned to the Broncos in 1998 as executive vice president of business operations, a job he held for 10 years. After a three-season stint as COO, Ellis was elevated to president in January 2011.

Ellis and I talked Thursday afternoon, before he was scheduled to speak at the University of Denver Daniels College of Business as part of its Voices of Experience series. An edited transcript of that conversation follows.

You work for a company that gets a lot of attention locally and nationally. Do you feel like every decision you make is scrutinized to the nth degree?

Yes, but that's the way it should be, right? In so many ways this team is – as Pat Bowlen, our owner, has described it – a public trust. They have a say in this team. In Pat Bowlen's words, it's their team. He just happens to own it. I think everything that we do is justifiably scrutinized. If someone is in this business and doesn't like it, then they've signed up for the wrong experience.

You mentioned Pat Bowlen. You've worked for him for decades. What have you learned from him about leadership?

Pat has said to me, "Remember this. I give my people who work directly for me plenty of rope to do their jobs and just enough rope to hang themselves." He expects you to do things the right way, to excel and get the message across to everybody that works for him that he wants to be the best at everything. Winning is important to him, but doing things the right way are important to him as well. He's been very kind and very generous and comforting in his guidance in the years that I've worked with him and I take a lot of that to heart and try to employ those same characteristics to my leadership when he asks me to guide the organization in a certain direction.

If you have a difference of opinion in how things should be, is he amenable to listening and maybe changing his mind if he thinks you have a good point?

Absolutely. Absolutely. There's another leadership trait that I take to heart. I think you have to talk a little and listen a lot, and Pat is that way. Pat has the courage of his convictions like any great leader and when he believes and knows that he's right about something, he knows exactly how to apply the pressure and anybody that's dealing with him or working for him understands that and goes the way that he feels is the appropriate way to go.

Season tickets to Broncos games have been sold out for a long, long time, so how do you grow your business and get people to become fans if they can't see a game in person like they might want to?

You've got to maintain that relationship with the ticket holders you currently have and try to make that in-stadium experience the best it can possibly be. And then you grow fans obviously through television. We have a prominent relationship with network broadcasters as well as with ESPN on the cable side. Then you try to do a lot of programs in the community to nurture young kids, the younger generation, so that when the time comes along when perhaps tickets are passed through or tickets become available you can hopefully make them feel good enough about you and what your product is and how you present yourself so that they become customers and buy season tickets. There's all kinds of ways now you can touch fans. Through digital means, through print means, through event hospitality means, events centered around community development programs. You're always trying to reach out and touch as many fans as you can and this is a football craving/crazy market and we're very fortunate that a lot of people have been willing to react and respond to some of the things that we've undertaken.

There was a recent poll that showed that among Americans who follow football, the Broncos are now their third-favorite team, and that's up from tied for 17<sup>th</sup> favorite last year. What's changed in the past year?

Well, they've gotten used to seeing us a lot more on prominent games, nationally televised games. Those are sometimes 2 o'clock on Sunday where we're going to 85 to 95 percent of the country's TV sets that are watching football games. More Sunday night games, more Monday night games, and Thursday night games. We're getting a little more exposure than we used to in the past. That obviously has to do with how we're doing on the field. That's John Elway and John Elway and Peyton Manning and his teammates, what they've accomplished. We've won 17 regular-season games in a row now, and people are enamored of our story. It's no secret Peyton Manning has brought a lot to this organization. He's welcomed by the coaches and he's welcomed by his fellow players. He's done a terrific job and we're very, very lucky to have him.

I read that you were responsible for getting Elway to sign on as a front-office executive. Is that right?

Well, Mr. Bowlen made the final decision on it. We talked about it at length. In 2010 we'd kind of lost our way, is the way I would put it. Pat Bowlen recognized that and the way to stabilize that and regain the trust of our community and our season-

ticket holders and our sponsor partners and everyone else was to bring in someone who had some real leadership credibility when it came to football. Not only did John Elway have that, he had business sense, he had intelligence, he had common sense. He is and remains extremely competitive and Mr. Bowlen is extremely competitive. We all are. And I think just those characteristics there, as well as his history and all the great things he's done, not just for the Broncos but for the community, made it a very easy decision.

What was going on in 2010 that made that a bad year for the Broncos?

Aside from the fact that we were not winning games – if you recall, we were 4 and 12 – it was the way we were going about our business. We weren't being accepted or perceived very well by not only the media but the general public and a lot of partners, our ticket holders. You learn this by listening. Mr. Bowlen agreed dramatic changes were in order. Even though 4 and 12 is not the worst record in the history of the franchise, it was certainly the worst year under Pat Bowlen's ownership and he wanted a reversal of that. Thus we went in the direction of John Elway and John Fox was brought in simultaneously and both those guys solidified the leadership and the experience that was needed to conduct a first-class front office on the football side.

The Broncos have had some great seasons and some not-so-great seasons. During down times how do you keep your employees and yourself pumped up?

Well, you just have to accept the fact that success in this league goes in cycles and sometimes you're not going to be successful. You don't like to think about that. That's not what you're striving for each and every year. Our league is set up with a player allocation system and a salary cap system such that everybody has a chance to win. You just keep working as hard as you can to maintain your relationship with your customers, the general public, with your community. You have to be honest and truthful about where you are and assess everything and take steps to try and correct the problems that you have and move forward.

After every game this season I imagine there are people in offices all across Denver and across the country who are speculating about will this be the Broncos' year for the Super Bowl. Is that a conversation that takes place in your office?

No. We take it one game at a time, because if you start thinking the way some of the public thinks you get trapped and you lose your way. You lose your focus and your concentration. We have a lot of people who have a lot of experience in this game. John Elway is one. John Fox, certainly. He gets his players to clearly understand the focus needs to be on one game at a time. Yes, the end goal is to try and win the Super Bowl, but that's the way it generally is every year. It happens that this year expectations are a lot higher. Sometimes you just have to ignore the noise and stay focused, stay humble, and take it one game at a time. I think John Fox, the coaches and the players have done a great job of that so far and I hope that extends through the rest of the regular season and then we'll see where we go from there.

If you were to leave your job today, what would you consider to have been the highlight of your career with the Broncos?

I don't think that's happened yet. Aside from winning the Super Bowl, which we want to see happen every year – and I was here for the Super Bowl championship in 1998 – what I hope to have accomplished before long is that we win the AFC championship in our own stadium. There was a lot of anxiety and concern when we left Mile High Stadium, which had served us so well for so many years. We left it on a high note. We left it having recently won two Super Bowl championships. When we moved into the new stadium, our fans are terrifically loyal and they stayed with us through the transfer. We've never presented them with the AFC championship trophy in that building. We had a chance in 2005 and we lost to Pittsburgh. My hope is that one of these days soon we can host that championship game, win it, hold up the Lamar Hunt trophy, which is the AFC championship trophy, and assure them that we'll be heading to the Super Bowl site to bring home the real trophy, the Lombardi trophy. That would be something I'd like to see. I know Mr. Bowlen feels that way as well.

# John Elway's No. 7 retired at halftime of Stanford Cardinal's game against Oregon Ducks

By Elliott Almond  
San Jose Mercury News  
November 7, 2013

STANFORD -- As soon as the Stanford Stadium scoreboard flashed No. 7 on Thursday night, the sold-out crowd of 51,545 readied to applaud legendary Cardinal quarterback John Elway.

The man who played from 1979-82 joined No. 1 Ernie Nevers and No. 16 Jim Plunkett as school's only players to have their jerseys retired. (Elway's number will be retired after the season although the ceremony came during halftime of the Stanford-Oregon game).

The player who made No. 7 iconic beamed while a montage of Elway's spectacular collegiate career played on the scoreboard. His famous 60-plus-yard scramble-pass against USC received the biggest response as Elway was flanked by four family members wearing No. 7 Stanford jerseys.

As he began to thank the crowd his microphone malfunctioned but the nonplussed quarterback didn't flinch. He eventually thanked the school in a brief speech.

"I enjoyed my four years there so much, living in the track shack with Ken Margerum between my freshman and sophomore year," Elway said earlier this week.

His favorite moment?

"When we beat Washington when I was a senior and they were No. 1 in the country," Elway said.

An All-American out of Granada Hills High in Los Angeles, Elway chose Stanford although his father Jack became San Jose State's coach.

"Ultimately, I went to Stanford because it was a quarterback school," he said. "Dad was a going to throw the ball, too," but Stanford won out because of the academics.

Elway ended his thank yous with a crowd-pleasing cheer for Cardinal success in the second half against the second-ranked Ducks.

Ty Montgomery, the last Stanford player to wear No. 7, opened the second half with a 57-yard kickoff return to Oregon's 38. The Cardinal scored on Jordan Williamson's 34-yard field goal for a 20-0 lead.

Pac-12 Commissioner Larry Scott has no plans to introduce rules that would punish players who fake injuries in order to slow the game against fast-paced teams such as Oregon.

"It's not exactly an epidemic," he said before the game.

Scott hopes league coaches police themselves. But if they don't he said he could hold out all injured players for a designated period to make it an incentive not to fake it.

Stanford took a surprising 17-0 halftime lead with a morale-killing defense. The last time Oregon had been shutout in the first half was Sept. 3, 2009 against Boise State, which won 19-8.



# Broncos name Jack Del Rio interim head coach while John Fox recovers

By Mike Klis  
The Denver Post  
November 5, 2013

From now on, it will be different for the Broncos.

Not necessarily worse or better. Just different now that Jack Del Rio is the Broncos' interim head coach in place of John Fox, who underwent heart valve replacement surgery Monday morning in Charlotte, N.C.

"Yeah, they're different, but the message is the same," Broncos cornerback Champ Bailey said. "We won't miss a beat. Foxy raised us well."

Until Fox returns, which the Broncos hope will be in time for the playoffs, Del Rio will have dual roles of defensive coordinator and interim head coach.

"Coach Fox has instilled a 'next man up' philosophy with us as players," defensive tackle Derek Wolfe said. "And he would expect us to look at him the same way. He's a tough guy. He'll be all right. You want to win for him. You want to make sure he doesn't feel that burden. You want him to get better, get home and relax."

It will not be an easy assignment for Del Rio. For starters, it will be difficult demonstrating tangible improvement with a team that is 7-1 on the strength of quarterback Peyton Manning and an offense on pace to break the NFL scoring record.

But with Fox forced to take a leave of absence, Del Rio takes over just as the Broncos are about to play the most rugged quarter of their 16-game schedule — at San Diego on Sunday, home vs. the 9-0 Kansas City Chiefs, at 7-2 New England and at Kansas City.

Ordinarily, only playoff-caliber teams come out of that stretch with a 2-2 record. These Broncos, though, have gone 18-1 since early last season. This is not a franchise or fan base that easily settles for 2-2.

"We're on a mission," Del Rio said. "We're on a mission to carry on and continue the things that Coach Fox has instilled and started with this football team. This is Coach Fox's team. I'm merely the person that's able to keep it running right now while he's healing."

Rio can continue to coach the Broncos to their same winning ways. He can hold practice at the same time, run the team through the same drills, use the same starting lineup each week.

But Del Rio can't do anything about being different from Fox.

Fox, 58, is a coaching extrovert. He is purposely boring during his news conferences, but shut the cameras off and he's a friendly, jovial sort. A couple of players said Monday it seemed strange not having Fox out there at practice, mixing in light-hearted conversation with coach-up instruction.

"Coach Fox is a good person, a good heart," left offensive tackle Chris Clark said. "Genuine guy. I hate for something like that to happen, but Coach Jack is going to be a beast for us."

Del Rio, 50, is commonly described as intense. A nice guy, too. Nicer than he looks when he's chewing out a player on the sidelines. This doesn't mean that Fox is a better coach, or Del Rio is a better man, or players respect one more than the other.

It just means the leader of the Broncos now has a different personality.

"Coach Fox is the type of guy, he brings a certain kind of energy and confidence every day," Wolfe said. "But Jack does a good job. He does a good job on the defensive side. On the offensive side, Peyton kind of runs the show over there. It's kind of a blessing for Jack — it's not like he has an inexperienced quarterback or anything. You never want to see this happen, but if it was going to happen, this is not a bad situation."

# Jack Del Rio to fill in for John Fox

By Jeff Legwold  
ESPN.com  
November 4, 2013

ENGLEWOOD, Colo. -- With Denver Broncos coach John Fox set to take a leave of absence to recover from surgery to replace a valve in his heart, the team has named defensive coordinator Jack Del Rio as its interim head coach.

Fox, 58, had surgery Monday morning, Broncos executive vice president of football operations John Elway said, and was in a recovery room when Elway and Del Rio addressed the media in the afternoon. Elway said the Broncos don't know yet when Fox could return to work or when doctors will let him communicate with Del Rio and the other coaches.

"We'll listen to the doctors," Elway said.

"This is about John's health, not only for this season, but John's health for the rest of his life."

Elway said he talked with Colts general manager Ryan Grigson on Sunday about how Indianapolis handled a similar situation when Chuck Pagano took a leave of absence for 12 games last season to get treatment for leukemia. Bruce Arians was the Colts' interim coach.

Del Rio said he knows Arians, who is now the Arizona Cardinals' coach, and hoped to talk to him soon.

"We believe we have a good football team," Del Rio said. " ... We're on a mission, we're on a mission to carry on, to continue what Coach Fox has going with this football team."

Del Rio said the Broncos were "Coach Fox's team."

"We all want to make him proud," Del Rio said. "We all wish him a speedy recovery."

The move to make Del Rio the interim coach was one many inside the organization expected given his experience. He was the Jacksonville Jaguars' head coach for nine seasons until being fired with five games remaining in the 2011 season.

Del Rio was 69-73 with Jacksonville and led the Jaguars to the playoffs twice as a wild-card team. He will maintain play-calling duties with the defense while he is interim coach.

"I feel good about Jack," Elway said. "John was on board also."

On Saturday, Fox became dizzy while playing golf near his offseason home in the Charlotte area and was taken to a hospital, where tests revealed he couldn't wait any longer to have the surgery.

Del Rio, 50, joined Fox's staff for the 2012 season after Dennis Allen had departed to become the Oakland Raiders' coach. Del Rio helped push the Broncos to the No. 4 scoring defense last season, the No. 2 defense in terms of yards allowed per game.

Even with the win over the Washington Redskins just before the bye, when they surrendered just 266 total yards, the 7-1 Broncos have not fared as well defensively this season. Hurt by a pile of injuries, they've surrendered four 300-yard passing games to opposing quarterbacks, including a 506-yard, five-touchdown day by the Dallas Cowboys' Tony Romo.

However, Broncos defensive players say they like Del Rio's no-nonsense, straightforward approach as well as that he had a long career as a player. Del Rio played 11 seasons with the Minnesota Vikings, Cowboys, Kansas City Chiefs and New Orleans Saints. He also has used so many personnel groupings that the prospect of playing time has kept players engaged.

"We've shown them, if you give us something that helps us win, we'll find a spot for you," Del Rio has said. "But they have to do their part, too. They've got to come to work, be a good teammate, be prepared and know their responsibilities."

Offensive coordinator Adam Gase and special-teams coordinator Jeff Rodgers will continue to oversee those units, and the Broncos could move one additional coach to the sideline on game days in Fox's absence.

ESPN NFL Insider Adam Schefter contributed to this report.

# Mike McCoy made right call on Adam Gase

By Jeff Legwold  
ESPN.com  
November 8, 2013

ENGLEWOOD, Colo. -- Big journeys often begin with the smallest of steps and Adam Gase's winding road from almost insurance agent to NFL play-caller really got the push it needed with one simple question.

"What do you like here?"

It is how first-year San Diego Chargers head coach Mike McCoy, a Broncos assistant for four seasons, started the ball rolling for Gase, who now calls plays for Peyton Manning and the Denver Broncos' record-setting offense. The pair meet as opponents on Sunday.

McCoy didn't guard his turf with Gase. He didn't shut out those around him as he went about his business in pursuit of wins, touchdowns and perhaps the head coaching job that would come with them. He saw potential in Gase, and even as McCoy hoped his work would land him one of those coveted 32 jobs, he also saw the value in trying to prepare Gase to succeed him as his replacement.

"I was very fortunate when I was with Dan Henning for a numbers of years, Jeff Davidson and other people that gave me an opportunity to learn certain things ... and prepare so whenever your opportunity came up you were ready for it," McCoy said. "... We're all in this together ... They all knew during the game it was going to be an open conversation and I was going to throw ideas and I wanted answers."

"I think it's helped me more than anything," Gase said. "Mike's a special person to have done that when a lot of guys wouldn't. He's able to kind of let his guys do their jobs, to believe in how he goes about things. I'll never be able to thank him enough for all that."

McCoy showed the same stripes when he became a head coach this past offseason. Rather than choose himself as the Chargers' play-caller in his inaugural year at the top of the coaching flowchart -- a vocational double-dip that has derailed more than a few rookie coaches in the league over the years -- McCoy hired Ken Whisenhunt, a former head coach and long-time NFL assistant to run the team's offense.

It was the same kind of big-picture outlook that McCoy had when he and Gase joined the Broncos. Both were hired in Denver by Josh McDaniels in 2009, McCoy as quarterbacks coach, Gase as wide receivers coach. McDaniels was the team's game-day play-caller/offensive coordinator in '09, as McCoy was given the title of offensive coordinator in 2010.

McDaniels called the plays until he was fired with four games remaining in the 2010 season. And when Eric Studesville, the Broncos' current running backs coach, was named interim coach for those final four games, McCoy was suddenly the play-caller in the offense.

"And in that first game, it was rough day, I just didn't feel like I, me personally, was prepared, ready for what came at us," Gase said. "After that game I always felt like I had to make sure I was ready for whatever happened. That was really the starting point, that I always tried to make sure if he ever asked me a question that I had an answer."

They closed out that season and moved through an offensive rebuild in 2011 to fit Tim Tebow. Then came another complete overhaul after Manning was signed in 2012. The two carved out one playbook after another, side by side, exchanging ideas, often with McCoy challenging, asking for more of Gase along the way.

"Adam was really my right-hand man that I leaned on a lot," McCoy said. "We spent endless hours in there and did a lot of things together. I always told him, 'Listen you've got to be ready for this opportunity because you never know.' ... I always told him, 'Hey, you never know what could happen so let's get involved as much as we can and I'll try to help you in any way I can and see what happens.'"

"I always felt Mike was trying to get me to reach, to push," Gase said. "I had suggestions sometimes when he would say, 'You can't do that because of this and this and this,' and I had not thought through that. He showed me how to think things through and see beyond just the play call."

McCoy's strength in guiding an offense is his ability to adapt, to build and to consider options, according to Manning. Not to simply jam everything and everybody into a scheme McCoy wanted to run no matter who was in the huddle.

In the weeks following Manning's arrival, many wondered if the Broncos would simply shove Manning's offense from Indianapolis into the copier and keep it going in Denver. However, this week Manning pointed out, as he has from time to time, just how diverse the playbook was that McCoy and Gase had put together.

"I just can't tell you how indebted and grateful I am for the support Mike gave me," Manning said. "We kind of put together a hybrid offense last year -- a combination of some of the Colts stuff, some of Mike's stuff, some of, I guess, Josh McDaniels' New England stuff. It was really a hybrid last year. It was pretty rare for the offensive success we had in that short period of time when you are putting an offense together and have new quarterback and a coordinator working together for the first time, it doesn't work that well, that often."

Sunday the two coaches will stand on opposite sidelines knowing exactly how the other thinks in any and all situations. And they will be happy in the knowledge they also helped the other get to that place.

"I've heard of other guys doing what Mike did, but I hadn't really experienced it, not to the extent Mike was willing to do it," Gase said. "He always made it so I had to be ready to go. I feel like that's helped me all the time, especially when we go up-tempo, because he always had me work at that pace, to be ready. I'll always be indebted to Mike for preparing me like that, for taking the time."



# Q&A With Quarterbacks Coach Greg Knapp

Quarterbacks Coach Greg talks about his first offseason with the team, working with Peyton Manning and the development of the young QBs.

Stuart Zaas  
DenverBroncos.com  
Jun 27, 2013

Editor's note: DenverBroncos.com sat down with the assistant coaches to talk about their position groups before the coaches left Dove Valley for vacations in mid-June.

How have the first couple of months on the job been?

"The job's been great. I love the environment that's set in the building from the owner on down – Mr. Bowlen and John Elway and John Fox. We have high expectations but you're getting support that you can ask for so it really exciting to be a part of it. It does bring back memories from my start in the NFL career almost 20 years ago in San Francisco, where the expectations were high but you were getting the support to shoot for those expectations."

What is it like coming in and having a future Hall-of-Fame quarterback?

"I've been pretty spoiled now, so this is going to be my second one to work with – a future Hall-of-Famer here with Peyton (Manning). I started my career with Steve Young so I love that challenge. Peyton is one of the most cerebral quarterbacks that's every played the game so as a coach it keeps you on your toes but it also makes you better. The resources that I can provide for him from my experiences of learning to work with different quarterbacks, identifying certain defenses or working with footwork, progressions hopefully will benefit his game. I've been very pleased on how well he has taken to the advice because sometimes the old dog doesn't want to learn a whole lot of new tricks. That's not been Peyton at all. He is all ears to listen and then give you a reason why he may or may not want to do something, which I certainly understand. But it's been a good relationship so far."

Are there any similarities between Peyton Manning and Steve Young that you've noticed?

"The mental part of the game is very similar. Both are very good decision makers, both are very accurate passers. The burden is on Peyton to do more in protections than it was on Steve Young and I'm very impressed in how well he understands defenses and identifies protection needs, adjustments at the line of scrimmage. Ultimately, it's their competitiveness that you can see why they're one Hall-of-Famer and one future Hall-of-Famer – it's their competitiveness. They don't ever want to lose and they find answers to everything."

How had Brock Osweiler looked in the offseason?

"I've been pleased and even within the 10 OTAs and the five minicamp practices, to see his progress from when I started on day one. I'm a big believer that footwork helps make your accuracy go up in the game of football and it also slows your internal clock on decision making from progression one to progression two to progression three on any particular play. And he has really been a sponge and has applied that and reaped some of the benefits from it so I've seen progress just in those few practices we've had together."

What have you seen from Zac Dysert?

"I loved his playmaking ability (in college). He does have a little street ball, if you will, in him that he can create plays with his feet and moving out of the pocket. But he too has – he's actually older than Brock, so it's surprising in that way – but he's like Brock. He's a sponge right now, he's listening, he's learning and what I like so far – what you always want to look for in a young guy – he's not making the same mistake twice. So I'm seeing good progress from him as well."

What has the chemistry been like between the younger players and Peyton Manning?

"With Peyton in there, what do you think? It's good. It has been really good to see Peyton taking time to help the young guys too. He's very conscious about trying to pass on some of the stuff he's learned to the young guys to help expedite their careers."

What are your thoughts on the familiarity of coaches within the AFC West?

"There is some plusses and minuses but as each game unfolds, it's kind of hard to say that coach helped make a distinct advantage over the other team. There'll be some things we have to do against San Diego because Mike (McCoy) was on the offensive side of the ball from a verbiage standpoint or from a formation standpoint and that will be different from what he's used to seeing. With (Raiders Head Coach and former Broncos Defensive Coordinator Dennis Allen) 'D.A.' only being here one year I don't think it was as big of a change for them against Denver, when I was at Oakland because it was a new quarterback and a new system coming in to play."

Will that familiarity come in to play against Oakland?

"Knowing the defense a little bit, yeah. I have some background with (Oakland Raiders Defensive Coordinator) Jason Tarver and so working with him, I'll have some ideas but he's just like the rest of us coaches, he knows that I know something so he'll have his calls that will be changed a little bit to offset the knowledge that's been passed on."

# Q&A With Offensive Line Coach Dave Magazu

Offensive Line Coach Dave Magazu talks about his take on the O-Line heading into training camp.

Stuart Zaas  
DenverBroncos.com  
Jul 2, 2013

Editor's note: DenverBroncos.com sat down with the assistant coaches to talk about their position groups before the coaches left Dove Valley for vacations in mid-June.

Without pads on for this part of the offseason, what are you able to do with your guys?

"I think we can get a lot done because a lot of things change on the line of scrimmage. The mental aspect of it and going through and talking technique and hat placement – you can get a lot done. You lose the physical aspect of the game but from an assignment standpoint and adjusting to all the checks and audibles and the changing of the plays I think that's a great time to sharpen your skills mentally."

How does having Peyton Manning at quarterback affect the line's pre-snap adjustments?

"It's like anything else, you have to be on your toes. Because anything that's in the playbook he has the ability to get to go and does that and change Mike points and things of that nature. That's why in these OTAs, even though not being in pads, he'll challenge us up front – the mental aspect of it. And that gives you all the reps and we get a lot of work with that stuff, just working from the line of scrimmage and not calling things in the huddle."

Are younger guys getting more reps with Ryan Clady out and J.D. Walton recovering from injury?

"Well I think it gives a bunch of guys more time. J.D.'s a proven player and has done a nice job when he's healthy. Clady's a pretty good player also. And those guys are on top of it mentally, they've been in the system that we use up front going on year three or four – year three really with me and it's been a positive. I just got off the phone talking to Clady and he's doing well and he's looking forward to getting back. J.D.'s been in every meeting. So they're staying on top of it mentally. We just have to get them physically ready to perform."

What does Louis Vasquez bring to the unit?

"His best attributes we haven't even seen yet because he brings a physical

presence to us up front. He's a big, strong, physical guy and with not having the pads on he hasn't really had a chance to really demonstrate his biggest attributes. That'll come in time and we have a long time before that first game. We just have to keep working hard and everyday try to get a little bit better."

What do you see in Winston Painter?

"I think it's going to take him some time to pick up the system. But he's a big, strong, athletic guy that has exceptional movement skills. It's hard playing with the first unit with some of the things we do at the line of scrimmage. In time, he's got some versatility, we just have to be patient with him."

How important is versatility at the different positions along the offensive line?

"I think the more things you can do the more valuable you are. We have some guys that can play multiple positions. It's nice when you don't have to bounce guys around because they get to hone their skills in but right now with so many guys out we're a little short-handed so we'll bounce some guys around. We will probably do that a little more in camp just to get the flexibility of guys' ability."

How has having Alex Gibbs back helped the younger guys?

"He's put a lot of time and effort in working with some of the younger guys and that's going to help because that takes a ton of time away from me – coaching those young guys where they don't get as much attention as the guys you know are going to play on Sunday. So that's been a great help."

# Get to Know: Jay Rodgers

Stuart Zaas  
DenverBroncos.com  
December 25, 2012

**\*EDITOR'S NOTE:** This story originally ran in the Week 16 Gameday program, when the Broncos defeated the Cleveland Browns 34-12.

How has defensive end Elvis Dumervil's leadership evolved now that he is a captain?

"I think any time you have a guy who has a lot of experience and can share those experiences with the younger guys as well as do it himself, I think it's invaluable that that kind of communication lines are open to the young guys. They can go to him and say, 'Hey, what do you think about this?' or 'What do you think about that?' Elvis has done a great job of leading those guys."

What have you seen from veteran defensive tackles Justin Bannan and Kevin Vickerson?

"I think we've been consistent. I think that we're forging a mentality to be stout versus the run and be able to get after the quarterback. So when you stop the run and you force people into third-and-long situations, we know that our two outside rushers have a chance to be able to get to the quarterback or at least close to the quarterback to cause disruption. The inside guys play a big-time role in being able to press the inside of the pocket and stop the run."

What has defensive end Derek Wolfe's versatility meant to the team?

"Derek's been very versatile. Very few guys in the league can play defensive end and defensive tackle. And he's been able to do both and do it well. So the sky's the limit for him. Him being a rookie and getting this much playing time has been a great experience for him. Now it's just a matter of him taking those experiences and taking it to the next level as the years progress."

Have you encountered any surprises in your first season as a defensive line coach?

"There are always surprises every day. Whether it be a technique here or an adjustment there or even personality traits between guys, every day is a new adventure. We just take it one day at a time and go from there."

Do you enjoy being able to coach on the same staff as your brother Jeff, who is the team's special teams coordinator?

"It's been great. We hadn't lived in the same town since high school until last year. So it's been a great opportunity for us to not only live in the same town, but him to be able to experience my kids and be an Uncle Jeff. At the same time, I'm sure mom and dad don't mind just one destination for

football games rather than have to spit time and go two places.”

# Q&A With Special Teams Coordinator Jeff Rodgers

Special Teams Coordinator Jeff Rodgers talks about his expectations for 2013.

Stuart Zaas  
DenverBroncos.com  
Jul 18, 2013

Editor's note: DenverBroncos.com sat down with the assistant coaches to talk about their position groups before the coaches left Dove Valley for vacations in mid-June.

What kinds of things do you work on with your group during OTAs and minicamps?  
"Real similar to offensively and defensively, there's obviously a limited amount of things you can do contact wise but knowing what to do and how we want to try and get it done can still get accomplished during this time period. I also think that a large part of the season is based on not being in pads. There's a way you practice and that's kind of setting the tone for the in season part of it. But really with the new guys we're looking at their athletic ability, how well they learn, and really some of the space, movement-type things as well as how quickly can they adapt to some of the things on the run without getting a whole lot of contact stuff. You try to marry that part of it so you don't have to re-teach that during training camp and now they can show us what they can do physically with that part of the game."

How do you work to get the rookies up to speed as quickly as possible?  
"I think you just throw them in there. Find out what they can do early. Obviously the veteran guys are going to be ahead of them. We try not to overload them with a lot of information. Schematically, we're going to keep things simple so that we can see them at their best, playing fast as early as we can. The reality is, none of these guys had that role in college. They're All-Conference or All-America, they're All-whatever it may be and that's where they've been throughout their entire career. Obviously, we think they're good players but there is a learning curve involved. Generally speaking, they're not going to be going as fast as the vets, who are going to pick it up. For them a lot of them are in year three of the system but you can kind of tell based on our experiences where different guys are at. Where was Nate Irving two years ago? Where was Omar Bolden a year ago? You try to make those comparisons and just see where they're headed as the season unfolds."

How do you replace leadership from a veteran like Wesley Woodyard as he spends more time playing on defense?

"To be honest with you, we haven't had to replace the leadership. Wesley (Woodyard) is a guy who's still, even though his role was diminished when it comes to the kicking game last year, he still was in the meetings. His peers voted him as the captain last year. He took that pretty seriously and maintained that the entire



season but as he's not on the field, a guy like David (Bruton) assumes some leadership and Nate Irving assumes some leadership and some of the rookie guys as the season went on they kind of start feeling like it's their own. That stuff grows naturally. But the thing that I think that is important with that continuity is that's one of the things that's always a constant when it comes to special teams. If one of your guys gets hurt, who's the next guy going in? If a defensive starter goes in and now one of the guys who maybe is a primary specialist has become a defensive starter, who's the next guy going in? That's why you try to develop your young guys as quickly as you can and hopefully by the time they're pressed into action they can uphold that standard that we play with across the board."

How important is David Bruton to the coverage teams

"I think it's evident – I mean we're not the ones voting for our own players for the Pro Bowl so any time a guy gets votes or is an alternate or whatever it shows the respect they've got around the league. Other teams see who those impact guys are. Even though at times it's not as evident to the naked eye, David specifically is a guy who's been a really important part of what we've done. But again, we're just trying to put guys in the positions they can be most successful in and he's not going to be great if the rest of our guys aren't playing very well. And if in the games that people have tried to double team him or schematically try to take him it's opened some things for some other guys to do things. Part of the reason why we've made some other impact plays might be because they're doubling him inside and a gunner is singled up and forces a fumble or we block a punt because they're paying a little too much attention – all this stuff marries in as well as our returner, our kicker's ability and where we're directioned and all that stuff ties together."

How much more do you expect from Trindon Holliday after a full offseason to work with him?

"Well, it's hard to expect four touchdowns out of one guy in ten games. But certainly that's something that goal-wise we're trying to get in the endzone in our return game. I think the offseason benefits guys. Any time a guy joins a team midseason there's something along the way that they're going to miss and you try not to have that happen as a coach but the reality is there's a reason why we have so many hours of meetings during training camp. There's a reason why we work all this stuff pre-practice, post-practice, during practice. Having a full offseason to work with a guy like him, I think you can rewind, start from ground zero: here's how we want you to do things, here's what you're looking for in certain things. And you see the skillset as a coach and you're trying to scheme things around that skill set. Well when you have eight months with a player and especially coming off last season, we know more about Trindon – some of the things he does well, some of the things that we may have to protect him from and we can adjust things as they're going in to the season not necessarily in midseason."

What was it like game planning against Trindon Holliday one week and then with him a few weeks later?

"He had our attention going in to that Houston game. You get in the endzone three

times in the preseason, you get everybody's attention. That's a different type of deal where you play against a guy and they all of a sudden he's playing for you but it's the way the NFL is. That obviously worked out for us. He made an immediate impact for us in the season and in the playoff game."

Were you happy with the overall play of the special teams groups last year?

"Yeah, I think our goal always going into the season – regardless of if we're talking individual goals, team goals or unit goals – is to be consistently good all the time. We don't want to have great play and have four disaster plays, that doesn't work in this business. You're trying to be consistently good and if you can do that and you've got good specialists then you're going to make some dramatically great plays – whether its scoring or downing a punt at the five or whatever. I'd say that we performed at a pretty decent level for most of the season. There were some lulls and that's what we're trying to keep from happening. We're trying to play 16 games consistently and not have the one or two games we may struggle in a certain area. We're just trying to uphold that standard as long as we can."

Were you happy with Aaron Brewer's first year?

"We identified him in the spring and we were fortunate nobody drafted him. We had to be competitive in order to sign him in free agency but I think any time you get a rookie snapper and he's able to stay out of the limelight that's a good thing. Nobody really wants to know what the snapper's name is, and if they do its usually not good. That's a position where anonymity is good and I would say for a rookie, an undrafted guy and a guy coming to a new team when the kicker sets a franchise record for points and the punter shatters the net punting record, he probably played pretty decent."

# Q&A With Linebackers Coach Richard Smith

Stuart Zaas  
DenverBroncos.com  
Jun 20, 2013

Linebackers Coach Richard Smith talked about Von Miller's progression as well as the competitiveness of his group.

Editor's note: DenverBroncos.com sat down with the assistant coaches to talk about their position groups before the coaches left Dove Valley for vacations in mid-June.

What have you seen from your players during OTAs and minicamp before the pads go on in training camp?

"Well, right now, the attitude's been great with them. I think we have a really good understanding of our system. I think the big advantage is that it's year two in the system and I think we're much further along. Not just as a linebacker group but as a defense. It's really hard in terms of practicing without pads, so right now our emphasis is just to try to play fast. Right now, I've been pretty pleased with how we've played so far."

Middle linebacker is an area that a lot of people will be watching in training camp for the competition. What have you seen from that group?

"Well, I think there's competition at every position. That is what we are trying to create. Right now, we're still a long ways off. We've had Nate Irving competing along with Stewart Bradley and Stevie Johnson, Joe Mays has had some reps in there too coming off of an ankle injury. I think, right now, it's been really competitive throughout OTAs and minicamps. We look forward to seeing these guys continue to grow and develop, see what we come up with once we get pads on and start playing some preseason football games."

How have you seen the middle linebacker position change over the years with the emergence of the pass-happy, spread offenses?

"The league has been more of a passing offense for a long period time, but when we're talking about the Mike linebacker spot, we're talking about a guy who can get in there and be a great leader, who has a good understanding of our defense. It's more of a first and second-down type player. That's the role we're trying to fill, where Keith Brooking came in last year and did a wonderful job for us. We've got some young talent right now and it's our job as coaches right now to develop them, and their jobs as players to be able to perform."

How have you seen Nate Irving improve since the team drafted him in 2011?

"We drafted him a few years back. We saw him as a Mike linebacker. I thought he

did a wonderful job in the role he played last year, being able to back up the Sam. He was also a backup at the Mike linebacker position, too. But the majority of his reps came at special teams, and then he did sub Von at times at the Sam linebacker spot. I thought he did a really nice job with that."

Is the Mike position more of a natural fit for Irving?

"We think so, but like I said, right now he's still developing and it's still a long ways off. Through the summer and all the preseason and training camp work, we hope that he continues to develop."

Von had a pretty remarkable season last year. How much better do you think he can get?

"I think he's much better. I think, once again, the opportunity of having Jack Del Rio back for a second year has helped him. The system hasn't changed much – we've added a few wrinkles here and there. Right now, he's doing well and practicing hard. He's just trying to be an overall great football player, and I think he has a bright future."

What did you like about Steven Johnson that helped him make the team as a college free agent last season?

"I love his attitude. The game is not too big for him. It's the same thing as it was last year. He was a free agent and he came in here and impressed us. I thought he did a nice job on special teams and I like it that he doesn't get rattled. He's got a very good demeanor for the position and he's very intelligent. Right now, in OTAs and minicamp, we're playing him at multiple positions. He's been playing backup at Sam and also at the Mike position. Any of these backup players, they have to be able to play any of the three positions. We try to roll them around to make sure that if there was an injury to anyone, you want the best player coming onto the field in relief. It helps them out because they get a better knowledge of the entire package that way instead of getting locked into one position."

What does Wesley Woodyard's leadership bring to the group?

"I think he's done a great job. Last year Woodyard came in and really did a nice job in his role. He had a lot of production and was really durable. He's got a lot more confidence than he did a year ago and he's done a great job in his leadership role. His personality is contagious, he's the kind of guy that his teammates want to hang out with and spend a lot of time with. We're looking for bigger and better things out of him this year, even though we're pleased with what he did last year."

# Broncos assistant coach Eric Studesville product of great parents

By Terry Frei  
The Denver Post  
June 10, 2013

Al Studesville's voice boomed. His voice boomed because of his pipes — he could have done radio voice-overs — but also because of his charisma and aura of authority.

Born in St. Louis but a virtual lifelong Madison resident and a University of Wisconsin graduate, Al was a teacher, a counselor, a civic activist and, above all, a husband and a father.

Jan Studesville, his wife, founded and ran the Just Nails salon in the Madison suburb of Fitchburg. She also was vice president of Women in Focus, which works with minority students and provides \$2,000 scholarships.

When their son, Eric, was named the interim head coach of the Broncos after the firing of Josh McDaniels in late 2010, I called Al. We spoke at length for a Sunday profile of Eric, the running backs coach who was so respected, he was the logical choice to get the Broncos through the rest of a disastrous season. And he stayed on after John Fox's hiring.

Al told me about making Eric, a hockey left wing at age 10, pack up his gear in front of his teammates and at least temporarily give up the sport because Eric's grades had slipped ... slightly. There were other examples of stern father-knowsbest moments, all reflecting love, pride and perfectionism.

Then Al got to the time when Eric, a former football player at NCAA Division III Wisconsin-Whitewater, was a University of Arizona graduate student, on track for medical school. Missing football, he helped out as an Arizona volunteer assistant coach, and when Wildcats assistant Gerald Carr moved on to North Carolina, he talked Tar Heels coach Mack Brown into hiring Studesville as the program's video assistant.

Eric had to call Al and say: *Uh, Dad, about medical school ...*

The son said he wanted to give coaching a try. For five years. Then it would either be his career, or out of his system.

"I was not happy," Al said. "Typically, when I'm not happy, before I do or say anything stupid, I get in the car and go for a drive, or go for a little walk. This time, I went for a walk around the block."

After that walk, he called Eric back.

"I told him, 'I don't know a thing about what you're doing, or how it's going to work, but if that's what you want, you have my absolute support,' " Al said.

I was on vacation last week when I checked a phone message from Mile High Sports radio host Mark McIntosh, asking if I could come on the air to talk about the Studesvilles. Not knowing I was out of town and out of touch, he understandably assumed I knew what had happened. I didn't. I could guess, though, from Mark's somber tone. A quick check of the Internet confirmed those fears.

While riding their Honda Goldwing in Texas on a vacation trip to the Grand Canyon, Al, 67, and Jan, 68, were killed when struck head-on by a tractor trailer that had crossed the center line.

Al worked for Wisconsin Power and Light for 18 years. After his job was eliminated, he became a teacher at Madison East High School, but never forgot that feeling of having a job pulled out from under him and used the experience to counsel others.

He was program director at the South Madison Neighborhood Center and since 1994 has been a counselor at Madison Area Technical College. Geraldo VilaCruz, associate dean at MATC, told Dan Simmons of the Wisconsin State Journal that Al worked with students trying to enter or, more important, get second chances in the workplace.

"When he talked with students, he told them about his own experiences and how possible it is to create different dreams and experiences," VilaCruz said. He said of Al's death: "This is a devastating loss for the college and the community at large. He was larger than life. He cared so much for students and staff."

He also helped found the 100 Black Men of Madison, a professional group, and was involved in so many other Madison civic activities, and won so many awards, I don't have room to list them all. In Madison, Al and Jan were *there* for so many.

Saturday in Madison, at MATC's Mitby Theater, a 2 p.m. service will honor the Studesvilles. I smiled when I read this on the Cress Funeral Home website Sunday: "The family suggests that visitors wear attire to reflect a colorful celebration of life in the true spirit of Al and Jan."

# Q&A With Assistant Special Teams Coach Derius Swinton

Get to know the Broncos' new assistant special teams coach with this Q&A.

Stuart Zaas  
DenverBroncos.com  
Jun 29, 2013

Editor's note: DenverBroncos.com sat down with the assistant coaches to talk about their position groups before the coaches left Dove Valley for vacations in mid-June.

How has the transition to the new job here in Denver gone?

"It's been good. Working with (Special Teams Coordinator) Jeff (Rodgers) – I've known him a few years – it's been really good, really smooth transition. The staff is great, the organization is great and the players are really good. Everybody is a pro, everybody comes to work hard every day. There's nothing to complain about, everything is taken care of for you and you can just come to work and work on winning a championship, which is the major thing in any sport."

How far do you and Special Teams Coordinator Jeff Rodgers go back?

"Just throughout the years, playing against him when he was at Carolina and then coming here when I was in St. Louis and Kansas City. Before games you speak to guys and you have admiration for guys doing a good job with their units and everything. Special teams coordinators are really close. So as you go through it, being an assistant you get to know certain guys – especially since he's younger too."

What is your playing background?

"I played at Hampton – played football and basketball at Hampton University from '03 to '07. I played safety there and after that I went up to Buffalo for a tryout at minicamp – got cut. Left there, had some other things but didn't go to them because I had the opportunity to go to the University of Tennessee as a graduate assistant, so that's where my coaching career started. I was there with Coach Fulmer, after that I was there with Coach Kiffin for three months and got a job with the Rams. So I was with the Rams – with Steve Spagnuolo and then went to Kansas City last year and now I'm here."

How does that experience of trying out at minicamp and then being cut help you as a coach?

"The only thing that I can say to them is that it's short-lived. I think I harp on my coaching days more than I do my playing days to some of these guys. I tell them stories of guys I've seen along the way because I came in to the league at 22 as a



coach – it's been a quick transition. So the things I've seen coaching have been more than the things I saw playing-wise. I try to tell them, from my perspective – and try to be honest – and say how short it is. A lot of them, they have their days where they don't want to do it and I tell them, it's what you think it is. It's a very short window and you've got to take every opportunity to take advantage of it."

What drew you to special teams?

"I was thrown into it. When I interviewed in St. Louis, I actually interviewed for the assistant special teams job and the quality control on offense and Pat Shurmur, who's now with the Philadelphia Eagles, he wanted to hire me on offense but the special teams coordinator told the head coach Steve Spagnola he was not going to let me go on offense. So I ended up being special teams and just over the years – I was with that coordinator Tom McMahon who is with the Colts now – we were together four years. You just end up gravitating to it and you spend more time with something and it's like this is what I really want to do and this is where my passion is."

You worked with Dustin Colquitt last season in Kansas City and now you have Britton Colquitt, what's that like?

"I actually had Britton at Tennessee. We had a relationship from Tennessee and being a GA, you're not coaching but you're around those guys. And being around him at Tennessee, we always knew he had talent and we knew he'd end up in the league somewhere, it was just a matter of where and when. And then working with his brother last year, him being a Pro Bowl punter speaks for itself. But that family, just being around them, they're awesome. You look at Dustin and he finally got the recognition Pro Bowl-wise and I think Britton, if he continues on the track he's on, he's just going to get better and better."

What did you think of the Broncos' special teams units while gameplanning for them in Kansas City?

"Yeah, you know what they're going to do and you know what players they have that's the main thing – the scheme you knew but the players is what I was intrigued by. You watch them twice a year and you see David Bruton and that's your main focus. We're like man, how do we block him? How do we end up blocking this guy because he's such a good player. And then we they picked up Trindon (Holliday), we're sitting in Kansas City like, 'Wow. Really? Now they get this guy?' And then the rest of the corps has always been good with (Jacob) Tamme, (Jacob) Hester, Nate (Irving), Wesley Woodyard when he was not starting – guys like that. And then you have the young guys like Omar Bolden. Then you've got Britton pinning people. And then when I got the opportunity to come here, I'm like, 'Yes, I've finally on that side. I don't have to game plan against those guys.' So it's been good."

Did your experience gameplanning for the Broncos and their special teams units make the transition to Denver any easier?

"The personnel side, yes. Because I knew kind of who they had. I knew the personnel but with scheme – I like tell people going from speaking English to speaking Spanish. And now you're just translating. The first month, I might have said something one way and he's like no-no, we call it such and such – so in my mind I have to translate it. Now it's smooth after four months and it's just been a good, smooth transition."

How do you like the city of Denver?

"Oh I love it. I told somebody, I said this place, when it snows it's not bad because people know how to deal with the snow but, I said when it's warm – I went to a Rockies game this week – this city is really nice. I've been to St. Louis, Kansas City and I tell people next to Knoxville, Tenn., Denver is up there. Because Knoxville to me is home and it's where the heart is. But still, Denver – I love how everybody likes to be outdoors, you don't see a lot of people just sitting around the house. And it's not humid and all that – coming from the South – the humidity that isn't here is a great thing."

# Q&A With Wide Receivers Coach Tyke Tolbert

Wide Receivers Coach Tyke Tolbert talked about how being in the second year with Peyton Manning at QB will help his group.

Stuart Zaas  
DenverBroncos.com  
Jun 25, 2013

Editor's note: DenverBroncos.com sat down with the assistant coaches to talk about their position groups before the coaches left Dove Valley for vacations in mid-June.

How has the addition of Wes Welker impacted your receiving corps?

"Oh, he's been great. He's been a welcome addition to the room. Obviously, he's one of the best slot receivers to ever play the game. He brings veteran leadership to the room and up to this point, everything's worked well with those guys."

You have three guys who all caught 1,000 yards worth of passes last year. Are you concerned at all about how they'll handle sharing touches?

"No, I'm never concerned about the sharing, I'm always more concerned about the winning. Those guys will tell you the same thing. Each one of them, individually or collectively, they'll tell you the same thing. They just want to win. We all just want to win. As far as who's getting the touches, those will come and go because some people will concentrate more on one receiver than another at different points in the game. It's a matter of how, as the game goes along, who gets the feel for what the best matchup that we have and we'll exploit that matchup."

How does having three different receivers who all can beat you affect an opposing defense?

"I think it's a harder situation to game plan for because we'll be able to throw the ball to anyone. We have good tight ends as well, the running backs have good hands out of the backfield, and if they play too conservatively on defense, we'll be able to run the ball. We feel pretty good about where we are offensively."

How much does the continuity of having a second year with a similar offensive system and with Peyton Manning at quarterback help the offense play faster?

"It helps a great deal. You alluded earlier to the fact that we had three receivers who had 1,000 yards. (Decker and Thomas) were here, obviously. Those guys (in their first year working with Manning) had 1,000 yards apiece and were the youngest tandem in the history of the NFL to do that. I think in year two, when they know Peyton a little bit more and Peyton knows them a little bit more – and

the welcome addition of Wes, as well as the tight ends we have – it's a recipe for even greater success."

What are some of the challenges that come with running an up-tempo offense for the wideouts?

"The challenge for my group is the fact that two of my guys are bigger guys. We're going to play fast and go at a high tempo, so from a stamina standpoint, we have to be in great shape. Not only when we're on the road, but especially here at home at a mile high. We're here, we train in it, we're used to it, so it shouldn't affect us more than the other people. I think that those guys, when they leave here from minicamp and get ready for training camp, they have to continue to keep themselves in top shape. I think (Strength and Conditioning Coach) Luke Richesson and his group have done a great job of getting those guys in shape, and they have to maintain that throughout the summer in order to be ready to go when we come back for training camp."

Do you look forward to seeing what that up-tempo offense can do?

"Oh yeah. I'm always excited about our offense. Every year, I'm a total glass half-full guy, so I'm the ultimate optimist when it comes to what I'm doing and what we're doing offensively. But I'm looking forward to the up-tempo. I think it's going to be a real strain on defenses to be able to get the calls they want to get called, so they'll have to simplify more. I think, with the altitude, you'll see guys trying to sub and we can quick-snap the ball and catch them with 12, 13, even 14 men on the field at some point in time. I think we're definitely at the advantage in that regard."

What have you seen from some of other receivers in your group outside of Thomas, Decker and Welker?

"I think (Andre) 'Bubba' Caldwell has really turned the page this past spring. I think he's made a lot of good plays for us this spring. He's not only been able to sub in for Demaryius, but also for Eric Decker. I think Greg Orton has shown some promise. Gerell Robinson really impressed me because we had him in training camp last year and he was gone to another team on the practice squad throughout the year. He came back and the amount of recall he had with the offense was really impressive, so he's done a really good job as far as that's concerned. I think Trindon Holliday can get in the game in spots and we can exploit defenses with his speed and his running skills. Tavarres King, he's a fifth round draft pick and he was hampered earlier with an injury, but he's since come on and he's getting more reps to see what he can do. I think all the guys, from top to bottom, are doing a pretty good job in that next group."

What attributes did you see from Tavarres King in college?

"He has stretch-the-field, playmaking speed. He hasn't been able to show that as much in spring because of the injury he's had, but he can stretch the field. We obviously know that he played in – in my opinion – the best conference in college in

the SEC – so he’s played against top notch competition week-in and week-out, and that’s the same type of competition that he’s going to see in the NFL. I think he’s probably more NFL-ready from a rookie standpoint than the other guys because of the competition that he’s played against.”

How does competing against this team’s secondary in practice help your guys get better?

“It helps them a great deal. You’ve got a first-ballot Hall of Famer in Champ Bailey on the offensive right-hand side, and then you’ve got Dominique Rodgers-Cromartie – boy, he’s come in and he’s got the size at 6’2 and the speed. He’s got really good feet for a tall guy. So, in that regard, it helps us be able to get ready with those guys on the field. One of the most competitive guys on the team is Chris Harris in the slot – or wherever he is on the field – he’s one of the most competitive guys I’ve ever been around. That helps us a great deal because when game time comes around, it’ll be much easier for the receivers to go out and make plays because we play against some of the best in practice every day.”

What have the matchups in practice between Welker and Harris been like so far?

“There’s been give and take, definitely. Wes gets the best of Chris sometimes, Chris gets the best of Wes sometimes. Those are two really fireball, competitive-type guys, and it’s fun to watch. They get competitive and they’re only going to make each other better once the season starts.”

How do you think the extra year with Peyton throwing the ball is going to help your whole unit get better?

“I think it’s going to help a great deal because you have to think about the fact that Reggie Wayne and Marvin Harrison and those guys spent probably 8-10 years with Peyton doing the same thing. Well we just were in year one and Decker and Demaryius both had 1,000 yards, so if we can take what we did last year and keep improving on it – I think the sky’s the limit for those guys.”

# Q&A With Secondary Coach Cory Undlin

Secondary Coach Cory Undlin talks about his first year in his current role with the Broncos.

Stuart Zaas  
DenverBroncos.com  
Jul 4, 2013

Editor's note: DenverBroncos.com sat down with the assistant coaches to talk about their position groups before the coaches left Dove Valley for vacations in mid-June.

It's your first year as secondary coach for the Broncos, but you worked with Jack in the same role in Jacksonville, so is it an easier adjustment already knowing what he expects?

"I was here last year with him, too (as defensive quality control), but obviously having coached the DBs for him for three years (in Jacksonville), I know what he expects. He has a good feel for my coaching style, so it's a pretty easy transition. I know most of those guys who are in the room and have been around those guys, so it's pretty smooth."

Did you work more with the DBs than with any other position last year during your role as defensive quality control?

"No, I worked mostly with the defensive line last year, with (defensive line coach) Jay Rodgers. I did have a presentation on Saturday mornings, so I ended up talking to the DBs, but most of it was with the D-line. But you're in the room with those guys all the time, so I got to know most of them."

The team brought in a couple of veterans in Dominique Rodgers-Cromartie and Quentin Jammer. What do they add to your group?

"They're two veteran players who have played a lot and played at a high level. Anytime you can make the room deeper, you win. They're both doing a heck of a job. Jammer is kind of a different situation because he got here and we were already practicing, so he was hearing it for the first time on the run. He's been in here meeting with me in the mornings, so he's starting to pick it up. I'm fired up to have him. Dominique's done a phenomenal job. He's obviously a good player, he's going to help us. They're both obviously good players and depth – that's a big one, it's nice."

How important is versatility in your group – to have a guy like Quentin Jammer who can play corner-safety or a guy like Chris Harris who can slide around?

"Huge. It just gives you more options. If you play different packages, guys can slide around. Quentin's kind of learning a new spot, but he understands the game and he knows how to do it. We're going to try to help him play safety, but you get into the

season and you lose someone with an injury at any position, it's huge to have someone to fill in. And then you have Chris who's obviously played all three spots and has played them at a high level. Anytime you have players who can do that, it's very valuable."

What makes Chris Harris so good at moving around like that?

"I think, first of all, his competitiveness. The guy just competes at a very high level. It doesn't matter what position you play him. Heck, you could probably play him at linebacker. He's not big enough for linebacker, but he'd probably make it work somehow. He's just a competitive guy who wants to win. It's why he's been on the field ever since he's been here. He's an undrafted kid who loves the game and is very, very smart. He understands routes and understands how the game works, so I think that allows him to play the game at a higher level and he'll be effective."

How will the battles with Wes Welker in practice help Harris in game situations?

"I think it'll help both of them. Obviously, for Chris, you couldn't ask for a better situation than to line up and play against one of the best slot receivers in the league – if not the best in the league – on a daily basis. It just gives him more confidence. Even because of the things that Wes can do with his short area of quickness – Chris is already pretty good at that, but Wes makes Chris compete at a whole different level as well. And I'd assume that if you asked Wes that, he'd say the exact same thing. So that kind of competition for both of them only makes both of them better and, in turn, makes us better."

How does the offense in general help your secondary's development?

"Every one of our guys in the back is getting tested and they're competing at a very high level every single day. Especially with this tempo that they're doing, they're not stopping. I think if you asked any of those guys, they wouldn't want it any other way. It's very fortunate to be in that situation."

How does having a future Hall of Famer in Champ Bailey helped the younger guys?

"I think that's just a natural progression for him, being that type of leader. He's been that way his entire career. He's been great in meetings. I can ask him questions in the meetings like, 'Champ, is this how you see this playing?' With his knowledge and his experience, it's like having another coach in the room. Obviously he's out there competing against those guys, too. It's been good. He's a leader in the classroom and on the field just by his approach to the game and what he's done."

Your group has a lot of depth, with guys like Tony Carter, Omar Bolden, and Kayvon Webster. What will the competition look like for those guys in training camp?

"A very tough competition. Those guys all know it. Jack (Del Rio) stated in the first meeting that every position is up for grabs. Nobody's names are written in there yet. When you have depth like that, it creates competition. We'll see how it all falls



together. Tony's going to help us, he's already helped us. He's doing a heck of a job. Omar Bolden is playing more inside this year in the nickel spot and is doing a great job. The safety position is still wide open. You've got four guys back there who have played. With Quentin Jammer and Quinton Carter in the mix, you've got another group of guys back there who are trying to battle to put their name on that thing, too. It's been fun, and obviously when you have a situation like that with good depth, it just drives everyone – both in meetings and on the field. It's been a good start. That's what it is – a start. I've been very pleased with everything those guys have been doing. The way they come out, work, play, and prepare in meetings."

It's early, but what have you seen out of Kayvon Webster so far?

"He's done a heck of a job. Obviously the kid can run, he's got good feet. Anytime you get someone new like a Quentin or a Kayvon that are coming in, they're basically learning a second language. Especially coming from college to the NFL. I think that's been Kayvon's biggest hurdle and it still will be. We're done installing right now, so I think he'll continue to play faster. We didn't give him any relief, either. We put him at the third nickel right now, so that's got another language in itself. As he learns every defense, he's learning two positions – outside and inside. I see a lot of upside in the kid. He's fast, he's got good feet, and he can catch it, so he's a nice, nice addition. He's part of that competitive group."

Has Webster latched on as a student of Bailey yet?

"He made sure he sat right next to Champ in the meetings. Champ obviously is going to help anyone he can help, especially in our room. I think he talked to Kayvon on the phone right after he got drafted. Kayvon understands the game and he understands the situation that he's in, especially now to be with a guy like Champ and Dominique and now you've got Quentin Jammer in there. You've got three guys who have been in the league a long time. What an opportunity for that kid to be in that room and learn from three very, very successful players."

In what ways have you seen growth out of Omar Boldin, who didn't play a lot on defense last year but saw some time on special teams?

"I think anytime you're in a system for the second time, which is a bonus for anyone – it helps him. I think it's confidence in the system, and you'd hope confidence out of any second-year player that is in the mix to play a lot. You're going to see some growth. He's done a heck of a job in the weight room with (Strength and Conditioning Coach) Luke (Richesson). He's been on top of his stuff. He's a sharp guy as far as his defensive terminology and stuff. He understands how to play the nickel. To be competent about playing the nickel and everything involved there, as well as to get up and play on the outside, I think his confidence level has gone up tremendously. Once you do it twice, you're good. You draft a corner in Kayvon and then you bring in Aaron Hester, the free agent kid we got from UCLA, you're in the middle of the depth chart right there. You're counting numbers and there's only so many spots. I think that's added motivation for him right there."

## **Q&A With Assistant Secondary Coach Sam Garnes**

Assistant Secondary Coach Sam Garnes talks about what he's seen out of the safeties this offseason.

Stuart Zaas  
DenverBroncos.com  
Jun 29, 2013

Editor's note: DenverBroncos.com sat down with the assistant coaches to talk about their position groups before the coaches left Dove Valley for vacations in mid-June.

What have you seen in your group with the addition of Quentin Jammer?

"With the whole group, we have a bunch of guys right now that are in the mix to be able to help us. We've upgraded our talent and as we move along, we'll get to see what guys like Jammer can do. It's his first time in the system so you can't expect too much from him right now, but you can see the veteran savvy that he has."

Have you been able to see Jammer's abilities at both safety and corner during OTAs and minicamp?

"Yeah, he played safety in college and of course he played corner all those years in San Diego. So you see sometimes when he's coming down on a run you can see that he has a little safety background because he fits it pretty good. As a corner, already he was known as an aggressive corner, so I don't think it's going to be too big of a jump for him to play safety too."

What does Jammer's versatility add to the secondary?

"It adds depth and with one person you kind of add two people – so to speak. When you have a guy that can play corner and safety, and not just someone that you would like to be able to play corner but plays safety – he played corner his whole career and he definitely has the savvy to play safety. He understands football. He understands the routes you get, combinations and he's just learning what we do. That's the only thing holding him back right now."

With the way tight ends are used more frequently now, does a player like Jammer – who's physical and has cover skills – important?

"No doubt. The way tight ends are used now – when I played you had big tight ends that were blockers, now you have big tight ends that can run and can run routes and they make it tougher for little corners to cover because once he catches there's no guarantee to make the tackle. So a guy like Quentin Jammer who's physical by nature and with his cover skills, it definitely lends a helping hand in getting guys like that covered."

What have you seen from David Bruton this offseason?

"Every year that I've been here he's improved slightly every year. And this year he made a big jump. He wants to be on the field and (Defensive Coordinator) Jack (Del Rio) is the type of guy along with (Secondary Coach) Cory (Undlin) and myself, who will give guys opportunity to play that can help us win. If he can help us win then he'll be on the field."

How did Rahim Moore improve from year one to year two?

"He's a much better tackler. His rookie year, he struggled in the tackling department and he went 180 degrees as far as tackling. He did a great job tackling, which I know contributed to us being pretty good against the run – not having those big runs for the most part. I think that was his biggest jump."

Do you expect another big jump this season from Moore?

"Yeah, you would expect he'd have more confidence. One thing with Rahim is, he's the type of guy that you expect to be around the ball and I think he knows that. I think this is the year we would like to see him – he would like to see himself – make that jump as far as having his hands on the ball multiple times during a game, whether its catching it or breaking it up."

What makes Chris Harris so good at playing outside and inside cornerback positions and safety?

"You hear the two words, football player, and that's what he is. He's a football player. He can play any area. He rises to any challenge. He's a competitor and that's what you want in your football player. He's always the guy that if you don't know who he is, he's going to be one of the last guys picked which he was (as a college free agent). But he's going to be one of the top guys picked now. If we had a draft on our team, our defense, he'd be one of the top two, three guys picked off our team. He is everything you want as a coach."

How does the competition for playing time within the secondary help everyone's game?

"If you want to play, you're going to have to rise to the top. So the competition – we've got young guys like Duke Ihenacho, who is out there having a great offseason for us so far. He's a guy I look at last year, during the preseason he went out there and played and there was nothing timid about him. He went out there and played fast. He was young, didn't know exactly what to do as much. But now, he's dedicated his offseason to jumping out in our eyes as someone that can go out there and play for us."

Has having Defensive Coordinator Jack Del Rio back for a second year helped the younger players?

"Well it really helps because he's a good coach. He's a good coach, has a good

system and when you have a guy like that that returns and commands the respect that he does, that gives us the opportunity to go out there and not only duplicate but try to improve on what we did last year."

# Ball's Rookie Journal: Just Another Game

By Montee Ball  
DenverBroncos.com  
October 18, 2013

EDITOR'S NOTE: Rookie running back Montee Ball is chronicling his rookie campaign all season long on DenverBroncos.com.

As you might have seen, I was mic'd up for last week's game. You know when you're mic'd up, we've got to watch what we say -- nah, I'm just kidding. It was fun. Really at times I forgot it was there because you're just in the game, in the moment. For me right now it's still just taking every opportunity I get, since I dropped that pass. I'm just trying to make the most of everything. Right now, just patiently wait.

It's always an evaluation period for me. I've just got to make sure to take every opportunity and try to make the most of it. That's most definitely what I'm doing. When my time comes, I'm going to make sure I run with it.

As everyone knows, we've got the Colts this week. Speaking about their offense, Andrew Luck is a great quarterback. He's doing some great things over there. And they've got Trent Richardson over there now. Their defense, they play hard. They're doing some good things over there. At practice all week, we have a lot of crowd noise outside to make sure we take care of that. Like I say every week, for us it's just go over there and do our thing.

It's just another game for all of us. The most important game on our schedule because it's the next one. All of the stuff that's going along with it, we most definitely block it out and just worry about executing, because we've still got to win the football game.

# Ball's Rookie Journal: I Can't Wait

By Montee Ball

DenverBroncos.com

November 15, 2013

Rookie running back Montee Ball checks in with a new entry about this Sunday's AFC West showdown.

EDITOR'S NOTE: Rookie running back Montee Ball is chronicling his first NFL season on DenverBroncos.com. Below is his take on Sunday night's divisional battle against the Kansas City Chiefs.

It's Kansas City this week. They're undefeated with the top scoring defense in the league. They do a great job -- they're just fundamentally sound. Where they're supposed to be, they are. Every team that they've played, they've made sure to capitalize on their mistakes in a major way. The quarterback gets the ball tipped, they pick it. A lineman misses a block, they get a sack-fumble. They do a great job of capitalizing on everyone's mistakes. So we've just got to make sure that we focus on our fundamentals and just execute.

We're focused on keeping Peyton off the ground, but it's always that every week. Peyton's been practicing well. You can't tell right now that anything's wrong with him. He seems extremely healthy to me. He seems fine. He's doing a great job leading this team. For us, that's just always our main focus -- to keep the quarterback off the ground -- whether it's Brock in there or Zac's in there.

We're professionals at this, so we understand that there's going to be hype for this game. We're not completely oblivious to it. But we know that we just have to keep our focus small. Because just as fast as the hype came, we can go out there and mess up a lot of things, falling into the trap of the hype and everything. So we just focus on that it's the next game on our schedule and we want to win.

At the same time, I can't wait. Yeah, we make sure to keep our focus small, but this is what we play for, man. Growing up as a child, this is what you loved to play for. So we're enjoying what we're doing.

And it's at home, so know that we're looking forward to seeing all of you at Sports Authority Field at Mile High.

# Beadles Hosts 'Cakes for Cancer' Event

By Brandon Moree  
DenverBroncos.com  
September 8, 2013

Broncos G Zane Beadles hosted an event Sunday to benefit Brent's Place, which provides housing for families with recovering children.

DENVER -- Zane's Parade Foundation, founded by Broncos offensive lineman Zane Beadles, hosted "Cakes for Cancer" Sunday morning to benefit Brent's Place. Brent's Place is the only "safe-clean" housing facility in the Rocky Mountain region approved by Denver area children's hospitals.

Brent's Place helps children recovering from life-saving cancer treatments, and their families, by providing environments that are free of common viruses, bacteria and germs for the children to stay during their recovery process.

"Safe-clean" environments are critical for children recovering from treatments like bone marrow transplants because the immune systems of affected children are particularly vulnerable during the recovery process.

"I knew I wanted to do something for kids with cancer," Beadles said. "I looked around the Denver area and found Brent's Place that provides safe-clean housing for kids going through cancer treatments. They're able to stay there with their families while their immune systems are compromised. I team up with them, going on about two and a half years now and they're an organization that provides a very unique and needed thing for families going through that time in their lives. It's definitely been a great partnership."

Beadles hosted families from Brent's Place and fans of all ages at the Exdo Center in Denver for breakfast and fun on Sunday morning. Beadles along with teammate Ben Garland danced with some of the children in attendance – and some of the Cherry Creek High School Cheerleaders -- and competed in a pancake eating competition.

The event also presented the opportunity to bid in both live and silent auctions to benefit Brent's Place. Since 2011 Zane's Parade has raised more than \$50,000 for Brent's Place.

The event, like the logo for Zane's Parade, was elephant themed – an elephant size cake walk, the eating competition included strap on trunks and tusks, and balloon elephants were scattered around the room.



"If I were a wild animal, I think I would be an elephant," Beadles said. "I've found a lot of similarities between myself and elephants. I would have to say they're my favorite animal. They're very passionate, they're very loyal, they're smart animals and a parade of elephants I thought was a great correlation between what I wanted to accomplish with my foundation and everything. So it was perfect match for what we wanted to do."

Kids were also able to have their faces painted, color, jump in the bouncy castle and play other assorted games. Snooze provided breakfast and the pancakes for the competition and food trucks were assembled just outside the building for dessert.

"It's definitely good," Beadles said of getting the chance to hang out with the children. "Especially early in the season, coming off a big win, it's good to get out in the community. We've been given such great experiences in our lives and I'm just blessed to be in the position that I'm in that I feel like I need to give that back to people and be involved in the community. It's great to be out here and hopefully everyone has a good time."

# Broncos' David Bruton having special year playing special teams

By Joan Niesen  
The Denver Post  
October 18, 2013

To Jeff Rodgers, a roster is a puzzle.

The Broncos' special-teams coordinator tinkers, tweaks. He looks at the list of heights, weights and positions not as classifications, but as possibilities. To Rodgers, Joel Dreessen isn't a tight end. He's 6-foot-4 and 245 pounds of mass, agile enough, strong enough, fast enough. Kayvon Webster is 5-11 and 198, his position as a cornerback irrelevant. Can he block? What's his speed? What else can he do?

Then there's David Bruton. Until last weekend, when he ran a fake punt 35 yards from scrimmage, avoiding a Denver three-and-out offensive series late in the third quarter against Jacksonville, you might never have heard of him. Technically, he's a safety, but he's played only 39 snaps at that position this season.

In reality, he's a puzzle piece. A very important one.

The puzzle, when put together properly, is the Broncos' special teams, a unit that this season has been the best in the NFL. Sure, there have been the eye-popping plays — Trindon Holliday's two touchdown returns, Steven Johnson's blocked punt, Bruton's big run — but the unit earns its keep on consistent performance and meticulous planning. Holliday isn't running for those touchdowns if it isn't for his blockers; same goes for Bruton and his gallop. Rodgers' puzzle has come together nicely, and Bruton — he of the pink-streaked dreadlocks — fits perfectly, grading out on Pro Football Focus as the best special-teams player with the Broncos and among the five best such players in the NFL this season.

Special-teams players, apart from kickers, punters and returners, are broken down into two categories: interior core and outside core. Interior guys are bigger, stronger: linebackers, tight ends, some running backs. Outside players are wide receivers, cornerbacks, some safeties and speedier running backs.

Bruton is both.

"Really it's our job to put the pieces of the puzzle together," Rodgers said. "David happens to be kind of a hybrid guy in that regard. Size-wise, he matches up in some linebacker-type roles, but speed-wise, he's every bit as fast (as the outside guys)."

On kickoffs, Bruton runs down the hash. On punts, though — such as his big play vs. the Jaguars — he's the personal protector, the last line of defense for the punter, running down the middle. Ten years ago, Rodgers said, personal protectors were big, bulky players. Now the trend has shifted the other direction, with some NFL teams putting 190-pound safeties in the role. Bruton is the perfect hybrid: 6-2 and 217, strong enough and fast enough to block for the punter and cover kicks.

"David's a guy who can hold up in protection and be able to be a factor in coverage that they have to account for," Rodgers said. "They're blocking him, as opposed to the bigger fullback guy, who maybe they wouldn't spend as much effort in a block. He's freeing up somebody else."

Players such as Bruton make Rodgers' job easier, but even with such personnel in place, special teams is a matter of waiting for a break. Plays such as the fake punt against the Jaguars and every one of Holliday's returns are mapped out to a tee in advance. Thing is, it can take the ideal circumstance to execute them, and each is tailored to their specific personnel. Sunday, things lined up perfectly.

"They just gave us the look that we've been working on for years since I played personal protector," Bruton said. "I've been waiting to run that play for quite some time. They just showed tendencies and we took advantage of it."

That, in a nutshell, is special teams. It's football's own calculus: Optimize your potential, and when the variables go your way, pounce. With Bruton, it all comes just that much easier for Denver.

Joan Niesen: [jniesen@denverpost.com](mailto:jniesen@denverpost.com) or [twitter.com/joanniesen](https://twitter.com/joanniesen)

---

## Special-teams stars

A look at some of the Broncos' top special-teams players:

David Bruton, S: 35-yard run on fake punt vs. Jaguars

Steven Johnson, LB: Blocked punt return for TD vs. Eagles

Trindon Holliday, WR: Two TD returns, vs. Giants and Eagles

Kayvon Webster, CB: Two special-teams tackles

# Caldwell carves out bigger niche in Denver

By Arnie Stapleton  
Associated Press  
September 20, 2013

ENGLEWOOD, Colo. (AP) — Andre "Bubba" Caldwell canceled his vacation plans after the Denver Broncos' season ended last winter, heading instead to a tattered football field near his home in Atlanta to run routes by himself, ear buds and reflections his only companions.

He was determined to avoid a repeat of 2012, when he caught just one pass and was inactive half the time.

"I had a lot of lonely times — on a crappy football field like 300 feet away from my house," Caldwell said. "So, I'd just walk over there, a shoddy field, holes and everything. I'd be out there by myself, headphones sometimes, and I just made sure I pushed myself every day so I don't have to feel this pain and this hurt that I felt every Sunday."

That's why it stung so much when he saw that Peyton Manning had invited only Wes Welker, Demaryius Thomas and Eric Decker to his offseason workouts at Duke University.

"No invite to duke to run routes and catch passes DAMN right I took it personal...#Motivation #StillGrinding," Caldwell tweeted on April 12.

Manning explained upon his return to Denver that Blue Devils coach David Cutcliffe, his college offensive coordinator, told him and his brother, Eli, they could only bring three receivers each to the workouts, "so I brought my three starting receivers."

Manning added that he was "excited to see Bubba's competitive attitude and I hope he turns that into a productive offseason and can be a productive player for us this year."

He did, and he is.

Caldwell beat out draft pick Tavarres King for the No. 4 receiver job and has already made a bigger impact this season than he did all of last year.

OK, so he's only caught two passes, but they were both big.

He caught one of Manning's record-tying seven touchdown throws in the opener and last week his 38-yard reception was the longest of the day for Manning and revved up Denver's high-octane offense for another banner afternoon.

Caldwell also walled off two tacklers as punt returner Trindon Holliday weaved his way upfield for an 81-yard touchdown.

Last year, Caldwell was the forgotten man in Denver's offense largely because he wasn't a major special teams contributor.

"If you're not a starter, the only way to make sure you're active on game days is to be on special teams," said Caldwell, noting that his offseason workouts helped him get a foothold on the punt return and punt coverage units this season.

Caldwell, who left the University of Florida as the school's all-time leader in receptions, had a decent four-year stint in Cincinnati before joining the Broncos as a free agent last year. But after catching just one pass for 18 yards, he retreated to his offseason home determined to carve out a bigger role.

"Every day I used to come to work and give everything I had but to be inactive on game day was tough on me," Caldwell said. "I used to tell my wife every day I'm going to do whatever I can this offseason to make sure I'm never in that position again."

So, he nixed his usual monthlong respite from football.

"As soon as I got home, I felt fresh because I didn't really play," he said. "I went straight into training, working every day like it was the middle of the season so I could never be in that position again."

The snub from Manning drove Caldwell to develop a better rapport with his quarterback, too.

"We never had a talk about it," Caldwell said. "I think he understood where I was coming from. I had no hard feelings against him, just expressing my frustration. I wanted to be a part of everything the team's doing. We understood each other and we just saw past that and we worked hard together every day. And he knew I wanted to be a part of this offense."

That determination has given Manning yet another target, one whose speed can exploit defenses trying to pigeonhole him into dinking and dunking his way downfield all the time.

"Peyton and I have a connection now," Caldwell said. "And I'm out there on Sundays."

Just as he envisioned during all those lonely winter workouts on that run-down field by his house.

# Chris Clark a pleasant surprise on the Broncos offensive line

By Joan Niesen  
The Denver Post  
October 14, 2013

After Orlando Franklin left Sunday's game with injuries to his left knee and ankle, things aren't looking great with the Broncos' offensive line. With that in mind, how about some good news?

According to Pro Football Focus, Broncos offensive tackle Chris Clark had one of the best performances of any player at his position in the NFL in Week 6. Clark, who is filling in for the injured Ryan Clady, earned a grade of +3.8 in overall blocking from the site, which ties him with San Francisco's Anthony Davis for fifth-best among offensive tackles. Only San Francisco's Joe Staley, Tampa Bay's Demar Dotson, New York's Justin Pugh and New England's Nate Solder graded higher than Clark this week.

On the season, Clark has an overall blocking grade of +10.1, which is the 12th-highest of any offensive tackle. That's not bad for a guy who didn't think he'd see much, if any, playing time this season. Of course, Peyton Manning's style of play helps, but still, the Broncos should count themselves fortunate to have found a competent backup for Clady.



# Colquitts are NFL's first family of punting

By Arnie Stapleton  
The Associated Press  
September 26, 2013

ENGLEWOOD, Colo. — Craig Colquitt, who won two Super Bowls with the Pittsburgh Steelers in the 1970s, feels like he handed down a family business to his sons Dustin and Britton.

The brothers each signed offseason deals with the Chiefs and Broncos, respectively, that made them the highest-paid punters in the NFL at nearly \$4 million a year — about 45 times as much as their father ever earned in the pros.

The Colquitts are to punting what the Mannings are to passing, and this first family of punters had an inauspicious start — a safety on the patriarch's very first punt at the University of Tennessee in 1975.

Craig was 21, having worked at a department store for two years after high school, and the Volunteers were playing Maryland.

Punting from his end zone, "I was so nervous, the ball hit my hands, hit my facemask and went straight up," Craig recounted. "And just as I grabbed it I could see this guy coming off my right side. So, I fell down and he fell on top of me."

Time to go back to stocking shelves, he thought.

"I really wanted to run out the back of the stadium because I figured this is the end for me," Craig said.

George Cafego, Tennessee's renowned kicking coach, instead greeted him with a hearty, "Great job!"

Those two words would be repeated many times over the next three seasons as Craig, driven by Cafego's vote of confidence, rewrote the school record book, averaging 42.5 yards per punt — a mark that would be bested by three more Colquitts.

His nephew, Jimmy, averaged 43.9 yards from 1981-84. Dustin averaged 42.567 from 2001-04 and Britton, 42.569 from 2005-08.

After Craig's senior year in 1977, Chuck Noll personally worked him out before drafting him in the third round.

By 1979, he had two Super Bowl rings.

He averaged 41.3 yards in six seasons in the pros, earning \$85,000 in his final year in 1984, before settling down with his wife, Anne, to raise a family in Tennessee.

He made a brief return to the NFL in 1987 when the players went on strike. He was in financial straits at the time and the chance to get back into the game — and more importantly, to earn an \$8,000 weekly paycheck — spurred him to cross the picket line.

In his one game with the Indianapolis Colts, he had the only blocked punt of his pro career.

That was the low point of an otherwise joyful journey across America's football fields.

Looking back, Craig, who's now a sales rep for a janitorial company in Nashville, said that safety he took as a sophomore in college was the turning point in his life.

"This was my opportunity to get a scholarship and take the financial burden off my parents," he said. "So, I really saw a lot of things go through my head that were all negative. It could have been a calamity and it wasn't. It was a great experience."

Had he been benched, he doubts he would have passed punting onto his sons.

He didn't push them, though.

After his playing career, Craig ran a punting and kicking camp and Britton helped him out but Dustin didn't.

"I was swimming in the pool when they were punting," Dustin said. "He wanted us to be two things, holy and happy, and that was good enough for him."

Two weeks before Dustin's senior year in high school, the football coach told him his kicker had gotten hurt and he also needed a punter.

"And he knew nothing about punting," Craig said.

So, Dad and baby brother gave him a crash course, and Dustin, who's left-footed and right-handed, which complicated matters, quickly caught on.

Craig was always a mixture of Coach and Dad to his boys.

"When the kid's trying to get up the steps, you've got to push them a little bit. Yeah, there was a little bit of that, a little parenting, but nothing like if you don't do this, you're not eating today," Craig said. "We did not live through our children. We lived with our children."

Britton said his father never pressured them to follow in his footsteps.

"It was the opposite. He didn't let us play football until high school. That was the rule. He taught us before that, and so it might look like it but I think he was just preparing us," Britton said, "and I think he knew that soccer was going to train us up, too."

Britton, who always wanted to play football, said Dustin's real reason for shunning the sport was "he didn't like tight pants. And then at his very first game, some girl whistled at him and said, 'Nice butt.' And after the game, he told my dad, 'OK, I think I can do this.'"

Good thing, because Dad was surreptitiously preparing him all along.

"The way we grew up he was always putting us in crazy situations where we had to kick a ball over a tree, so we'd already been in those situations," Dustin said.

It paid off this year when Dustin signed an \$18.75 million deal and Britton got an \$11.7 million extension.

"People tell me you must be proud," Craig said. "I'm glad they have jobs. They just happen to have exceptional jobs."

# Dreessen Encouraged by Return

By Mike Morris  
DenverBroncos.com  
September 21, 2013

ENGLEWOOD, Colo. -- Taking the practice field in full pads for the first time since the dog days of training camp was a big step for tight end Joel Dreessen – and a step that Dreessen couldn't have been happier to make.

"Today and yesterday were just really good days for me as far as being able to go out there and contribute in some way," Dreessen said following Friday's practice. "Even if it was just the scout team. I was never one to take football for granted by any means, but it was a blessing to be out there."

Dreessen practiced in full pads on Thursday for the first time since undergoing a knee operation in early August, which brought his training camp to an early conclusion. And while his participation in practice was limited on both Thursday and Friday, simply being back on the field with his teammates was an encouraging development for Dreessen after enduring the weeks of disappointment over not being able to play.

"For me to miss that time was pretty painful. I know people in this world go through a lot more troublesome things than that, but for an athlete, a competitor, to miss practice and games like that—that hurt," Dreessen said. "It was really hard. I went eight years without hardly missing a practice and then all of the sudden I had to sit out six weeks of training camp and the first couple weeks of the season."

"It's been tough, but we're on the right track now."

After hauling in 41 receptions for 356 yards and five touchdowns in 2012, Dreessen was excited about the further contributions he could make with an extra year of familiarity with the offensive system under his belt – not to mention the additional familiarity of working with quarterback Peyton Manning.

However, a knee operation forced him to miss OTAs in June, and an additional, different knee injury – the one that brought his training camp to a close – kept him off the field even longer.

"Unfortunately, the second operation—it was a totally new injury," he said. "It was just completely bad luck. It was one of those things where I was really discouraged, just because I was looking forward to having a second year in the same offense and really working on getting better with the fine details of the offense."

His recovery – and the abundance of football still to be played in the 2013 regular season – now has Dreessen feeling much more encouraged.

"I'm feeling a ton better," he said. "I'm feeling really good."

Dreessen's status for the Raiders game on Monday night is uncertain, but Offensive Coordinator Adam Gase said that Dreessen's return to practicing in pads is an important first step towards getting back onto the field.

"He's worked hard," Gase said. "He had that setback in training camp and for him to be out there, I know he feels good about it. We'll get him ready to go as soon as possible."

Once he's ready to return, Dreessen will join tight end Julius Thomas – who has caught 11 passes for 157 yards and three touchdowns on the season – as well as Virgil Green and Jacob Tamme at tight end, adding another option to an already potent offense.

"We've got a lot of weapons at a lot of different positions," Dreessen said. "Basically, if they try to take away one guy, then the other guy who is left in single coverage—or if they give us a look that's conducive to running the ball, we've got to be able to do that. A lot of taking what the defense gives us, but at the same time, getting good at what we do, too."

And while the Broncos' explosive attack over the first two games certainly has been fun to watch – Dreessen is indubitably enthusiastic about getting back to playing the game he loves.

"We've done a lot of good things," he said. "I'm just trying to get healthy so that I can be a part of it."

# **Why big-hearted Broncos big man Orlando Franklin is lifting up at-risk youths of Toronto**

John Kryk  
Canoe.ca  
July 12, 2013

We hear too much about the handful of thick-headed NFLers who get themselves handcuffed during idle periods, such as Aaron Hernandez.

We don't hear enough about the hundreds of NFLers who, in the same timeframes, usually with no cameras present and never any arresting police, donate their time and money in the best-hearted attempts to improve the lives of young people in their — in our — community.

NFLers such as Orlando Franklin.

Through his charitable foundation, the right-side offensive tackle of the Denver Broncos gives back to the city he was raised in, and now calls his home up to five months a year: Toronto.

On Friday, through his Orlando Franklin Foundation and in conjunction with Community Housing, "Big O" brought busloads of at-risk Toronto children and teens to Playtime Bowl, near the Yorkdale Mall. There, some 116 kids from Malvern to Rexdale took part in Bowling For A Cause. (My photo of Big O with some of the kids, above)

The children, aged 10 to 17, rolled over 10-pins, ate some pizza, shared some laughs, high-fived often, and got to meet one of the five men whose job it is to protect Peyton Manning in NFL games.

The 6-foot-7, 330-pound Franklin, 26, has been giving back like this for two years now. He visits high schools. He shows up unannounced at playgrounds in his old rough-and-tumble neighborhood, Victoria Park and Sheppard, where he was raised in a Toronto Housing unit.

And Franklin is impacting lives. Like this.

"One of the best stories of my life was last year when I talked at (Blessed) Mother Teresa (Catholic School)," Franklin said on Friday. "There was this one girl who lived in a group home. It turns out this girl was a cutter. We're going to leave her name out of it, but she was a cutter. She would cut herself.

"One of my best friends from childhood happened to work at this group home and noticed something different about that girl. And he sat her down and he was like,

'Hey, how you doing? You're acting differently the last two days.'

"And she said, 'You know what? This guy named Orlando Franklin came to our school two days ago, and he shared his life story with the school. He was up there talking and, you know, I think I'm going to listen to this guy because he made it, even after everything he's been through. He made it. So I don't think I'm going to be cutting myself, or stuff like that, anymore.'"

Through his friend, Franklin remains in touch with the girl, 15.

"Stuff like that, hey, I'll go talk to a million kids," Franklin said. "If one kid hears me out like that, I'm happy. I'm definitely happy. She's doing really good now."

Toronto Police Sgt. Rod Chung attended Bowling For A Cause. Known as "Officer Rod," he too gives his time to such charitable efforts. Chung marvels at Franklin's big-heartedness.

Just last week, Chung said, Franklin showed up at his old neighbourhood with a box of fireworks, and lit up the sky at dusk for the kids, to celebrate Canada Day. "I asked him why he did that," Chung said. "He said, 'I never saw fireworks when I was a kid.'"

Franklin was born in Kingston, Jamaica. He lived in Toronto from age 3 to 16, before moving to Delray Beach, Fla. He then starred at the University of Miami. Denver drafted him two years ago in the second round, 46th overall. Already he's one of the NFL's best right tackles.

"If I would have had someone talk to me when I was younger, I would have been a Top 5 pick," Franklin said. "That's the attitude that I would have had. That's why I'm motivated. I KNOW I can influence these kids, I know I can change some — make a little kid's life that much better."

And a man can't well succeed at that if his police-booking photo is topping sportscasts.

NFL teams always hold their breath at this time of year, the six- or seven-week window when players are left entirely to their own devices, after two months of regimented spring workouts and before life-dominating training camp starts, now just two weeks away.

"This is my thing," Franklin said. "What would I be if I'm talking to these kids, pushing the whole anti-bullying aspect of my foundation also, but I'm out there doing stupid things?"

"Growing up in Toronto, I would see all these kids around me doing the wrong thing, but I would never have anybody come tell me how to do the RIGHT thing. So I feel it's really important to come talk to these kids and let them know like, no m



matter what people said I was going to be, I became exactly what I WANTED to be in life. And they can do the exact same thing."

# Denver Broncos Cornerback Looking Out for the Underdogs

Big Brother Big Sisters  
BBSBS.org  
October 2013

Chris Harris Jr. has been noticed for his work as a cornerback for the Denver Broncos. A talented athlete, it is no surprise that he is a key part of the Denver Broncos when he takes the field.

Off the field, Harris continues to demonstrate his prowess in another area: mentoring. For the past couple of years, both he and his wife have actively participated as Big Brother Big Sister mentors and have organized and run programs with Big Brothers Big Sisters of Colorado.

Harris recognizes that much of his success stems from mentor figures he had in his life growing up. Participating in Big Brothers Big Sisters has allowed him to give back to his community and provide mentorship and positive opportunities for children and young people in the area. He sees the kids who need mentoring as "underdogs."

Each year, Chris and his wife organize various activities and programs, including a yearly essay contest for local kids participating in Big Brothers Big Sisters. The winner and his Big have the opportunity to attend a Broncos game as Chris' special guests, getting the chance to meet several players in a fun filled day. This years' winner, Matthew, wrote an essay titled "What makes a leader?" The runner up, Jaeden, will receive a t-shirt and autographed football for his essay, "What does being an underdog mean to you?"

"Chris and his wife Leah represent the best of professional athlete role models in our community today. As Chris attributes much of his success to the mentorship he had growing up, he and Leah have been deeply involved in Big Brothers Big Sisters of Colorado, sponsoring wonderful activities and youth challenges, such as this essay contest. Their dedication to us and our matches and to the power of one-to-one mentoring is unprecedented. We're grateful and honored to have them as friends."

# Holliday AFC Special-Teams Player of the Month

By Brandon Moree  
DenverBroncos.com  
October 3, 2013

ENGLEWOOD, Colo. – Though twice named AFC Special Teams Player of the Week, September marks the first time Trindon Holliday has been named Player of the Month – and quite the month it was.

Holliday was the only player in the NFL to record more than one special-teams touchdown in September. He returned 13 punts for 191 yards, including an 81-yard touchdown and three kickoff returns for 139 yards (46.3 avg.) including his most recent touchdown – a 105-yard touchdown return against the Eagles.

Holliday has scored a touchdown on a return at a pace of one per 3.5 games played – the best in NFL history.

“I’ve been impressed with him,” Head Coach John Fox said Monday after the Eagles win. “He returned two kicks in a playoff game, which has never been done before. He’s got a chance to be special. He’s worked very hard; he’s fielding the ball way more consistently. I think his speed, quickness and acceleration is pretty well documented.”

With two this season, Holliday now has six special-teams scores in his career, postseason

included, putting him second on the Broncos’ all-time list.

He said after the win against Philadelphia that once he gets past the first wave and just sees the kick in front of him, he feels like he can take it all the way. Against the Eagles, that’s just what he saw with the help of a key block from David Bruton.

“We had a good game plan,” Holliday said. “My guys did a good job blocking for me. We had a good game plan coming into this game and we just made it happen.”

Holliday's honor is the seventh Broncos Special Teams Player of the Month in team history. He is the first Bronco to win the award since Matt Prater in December of 2011.

In addition to Holliday's honor, the league also announced that quarterback Peyton Manning was named the AFC Offensive Player of the Month. This is the first time in Broncos history that two players have earned player of the month recognition in the same month.

Holliday's success has driven interest in GMC's Run One Back contest, which awards a fan a two-year lease on a 2014 GMC Sierra if the first kickoff that the Broncos receive is returned for a touchdown. Visit [DenverBroncos.com/GMC](http://DenverBroncos.com/GMC) to sign up for the contest.

# Klee: Duke of 'D' takes road less traveled to Broncos

By Paul Klee  
Colorado Springs Gazette  
September 18, 2013

DENVER - Rocking camo pants and red New Balance sneakers, Duke Ihenacho strolled into the batting cage at Coors Field on Wednesday. - The result? Let's just say there's a reason God made Duke a football player. - "That's harder than it looks," Ihenacho told the Rockies' Vinny Castilla after a few humbling swings. - It was another change of sports, way back in high school, that altered his life path. And, just maybe, the path of this Broncos season.

"When Duke came to us and said he wanted to play football, he didn't know anything about football," Junipero Serra High School coach Scott Altenberg told me Wednesday.

See, Duke didn't play organized, tackle football until his junior year of high school in Gardena, Calif. His mother wouldn't allow it.

"We were big on school, academics," Ihenacho said. "So I just played basketball."

"All he knew was playground football and what he had learned in P.E.," Altenberg said. "He had no concept of football."

Now? Duke is a starting safety in the NFL. Now, I argue he's the most important player on the Broncos defense. He's a 24-year-old who prefers to thump ballcarriers rather than tackle them. This Broncos 'D' needed a dose of nasty.

And have you seen them hit lately?

"I really didn't have a football idol growing up. I played basketball. All my sports guys were basketball players," Ihenacho said. "I guess I used to watch guys like Brian Dawkins. Played with him in video games and all that."

"But honestly, I used to dream of playing in the NBA. Then I was too short for that."

Duke is 6-foot and 213 pounds of thump. He's another one of those underdog, nobody-wanted-him, defying-the-odds stories that line the Broncos locker room.

After a delayed start in football, Ihenacho had a single Division I scholarship offer: San Jose State. Arizona moved on him late but didn't extend an offer.

"I think you always carry that stuff with you," he said.

Duke followed his brother to San Jose State, joining Carl Ihenacho and playing for current Colorado football coach Mike McIntyre in the Western Athletic Conference.

After his senior year, he didn't watch the first two rounds of the NFL draft. He tuned in to the later rounds, only to see heartbreak. Duke went undrafted.

"It hurts. It really hurts when you don't get drafted," he said. "It makes you mad."

There's another Ihenacho about to hit the big time. Glen Ihenacho, a junior at Serra, already has 15 scholarship offers, his coach said. Baby bro is another defensive back.

"He's ridiculous," said Altenberg, who coached all three. "He's more athletic than Duke."

His high school coach said he believes two attributes allowed Duke to reach the NFL: Instincts and smarts.

"He takes what you coach and he puts it into action," Altenberg said.

Duke slammed onto the NFL scene. In his first game as a starter, against the Ravens in the season opener, he had a game-high 11 tackles. He leads the Broncos with 18 tackles and said, despite an ankle injury, he will play Monday against the Raiders.

"That first game, he was everywhere. And I was thinking, 'It's the same way he played for us,'" Altenberg said. "It's all instincts. He sits on it, then all of the sudden he's behind the line of scrimmage making a tackle.

"As a coach, it drives you crazy, because he'll be out of position the whole time. Then all the sudden he's in the play. It's bizarre." The whole story is, really.

Editor's note: The "Broncos Roots" series takes you off the field and into the lives of the Broncos. Denver columnist Paul Klee will profile one individual every Thursday until the Broncos' bye in Week 8.

# The Comeback Kid

By Eric Goodman  
Mile High Sports  
August 7, 2013

Nate Irving took the road less traveled to the NFL

The scouting report gushed over his senior season at North Carolina State. "Absolutely loves football. Has a physical and violent playing style. Is a relentless pass rusher. If Nate Irving checks out medically, he should be a third-round pick in the 2011 NFL Draft," wrote the National Football Report.

Irving was indeed taken in the third round. He's the Broncos projected starting middle linebacker this season. And he's lucky to be alive.

June 28, 2009 is not only a date that'll never be erased from his mind, but it's been permanently tattooed under his left forearm.

It was a cool summer morning in North Carolina, with no hint of rain. Interstate 40 was open and dry for what was expected to be a routine 75-minute drive from his home in Wallace to the North Carolina State campus. Irving just wanted to beat rush hour, so he left at three o'clock in the morning and was feeling fine - or so he thought.

He drove alone without the company of his iPod, which ran out of power on the drive. So he rolled down the windows to keep the air circulating to keep him awake. He remembers passing an 18-wheeler, but that's about it. His next memory is opening his eyes in an ambulance, telling the paramedics to call his father.

North Carolina Police told him he fell asleep at the wheel, crossed into on coming traffic, swerved back into his lane and lost complete control of his SUV. After just missing a guardrail that would have certainly saved his life, he drove completely off the road, flipped his car and smashed into a couple trees.

"When I woke up, I felt the neck brace on and I felt my legs messed up," Irving recalls. "I asked the doctor if I would ever be able to play football again. Those were my first words. He told me not to worry about that. And from there, I thought that was a no; I just turned my head and started crying."

Irving got lucky. He only suffered a separated left shoulder, a cracked rib, a punctured lung and a compound leg fracture.

"I know of two people who had an accident similar to mine. One was in the hospital at the same time and that person died. The other one had to get their leg amputated, just to be able to walk. I'm blessed."



He started to walk within two days, drawing inspiration from his paralyzed grandfather, who found enough strength to take a few steps.

There was little doubt Irving would walk again. But his mind wandered, wondering if he would ever play on the football field again. His worst fears never came true.

He missed his entire junior season, but recovered quickly enough to play his senior season. And what a season it was. He put up big numbers, shot up the draft board and constantly reminded himself of the mistake that nearly cost him his life.

"I felt like I let myself down, my family down, my teammates and my coaches down because of my poor decision. That night, I could have died; it was selfish of me to do what I did. I was only thinking about myself, not thinking about how anybody in my family would feel having to bury me."

Irving took the road less traveled to the NFL and his career is on a straightaway as far as the eye can see. The Broncos projected their 2011 third-round draft pick to be a starter and that's what he is. The team released Joe Mays and decided not to bring back last year's starter at middle linebacker, Keith Booking.

Irving still has competition from Stewart Bradley, who took first-team snaps Tuesday, but this is his job to lose. He's expected to not only start in tomorrow's preseason opener against San Francisco, but in the regular season opener against Baltimore, as well.

What an arduous journey this has been.

"I'm not even supposed to be here because of everything I've been through. I just want to take advantage of everything I've been given."

Everything has been earned. Nothing has been given. And as he nearly found out, tomorrow isn't a given, either.

# Broncos defensive end Malik Jackson steps up to impress teammates

By Irv Moss  
The Denver Post  
October 16, 2013

Broncos second-year defensive end Malik Jackson is hoping to do his part to contribute to a special day for Peyton Manning when Denver plays the quarterback's former team Sunday at Indianapolis.

"We all know how Peyton feels about that place, so we're all working hard to support him," Jackson said on the heels of the best game of his career against the Jacksonville Jaguars.

Jackson hopes to duplicate or improve on that performance when Manning returns to the town he played in for 14 years before joining the Broncos in 2012.

Jackson made seven tackles, three for losses, sacked Jaguars quarterback Chad Henne twice, and had two quarterback hurries and a pass defense on the way to earning his team's defensive game ball.

"We've been seeing Malik play well since training camp," Broncos defensive end Mitch Unrein said. "His hard work has paid off."

Unrein pointed to a series late in the third quarter Sunday when Jackson took over the game with three critical defensive plays on a Jacksonville three-and-out possession with the Broncos leading 28-19.

Jackson made his sacks on Jacksonville's first and third downs of the series that began at the 20-yard line, resulting in 12 yards of losses. On the second down play, Jackson hammered running back Maurice Jones-Drew for a 1-yard loss.

"I do what I can do to help my defense," Jackson said. "We all had to step up big time, because we had some injuries. It fell on everybody's shoulders to do that. I just happened to be the one who was able to make some plays."

Broncos coach John Fox was impressed with Jackson.

"He is a good, young player, and he's developing and getting better each week," Fox said. "He obviously won our game ball, so he did pretty well."

Jackson is so mild-mannered off the field, one wonders how he summoned so much aggression Sunday.

"I like to relax and get my mind off of business for a few hours," Jackson said. "I'm pretty low-key and try to do fun things. I go to movies. I blend in."

A coaching change at Southern California going into his sophomore year caused Jackson to divide his college career between the Trojans and Tennessee.

"When coach (Pete) Carroll left, I just didn't like it anymore at USC," Jackson said. "It worked out pretty well."

# Broncos' Steven Johnson jumps into spotlight with special-teams play

By Joan Niesen  
The Denver Post  
October 6, 2013

A week ago, Broncos linebacker Steven Johnson would sit at his locker and joke with teammate Adrian Robinson that not a single media member had a clue who he was. On Wednesday, those same media members swarmed Johnson's locker. Johnson was three days removed from his big special-teams score against the Eagles, when he blocked a punt and returned it for a touchdown, and to magnify the interest, fellow linebacker Danny Trevathan had injured his knee in practice that day, perhaps opening up more playing time on defense for Johnson. Trevathan's MRI eventually came back negative, but he's questionable to play Sunday, which means Johnson might get his chance at some defensive reps. In his first 15 games — 11 in 2012 and four in 2013 — with the Broncos, the linebacker has played primarily on special teams, but now that you know his name, it's time to learn a little bit more about that guy who blocked that punt.

Q: That must have been a big moment for you, to cross into the end zone Sunday. When was the previous time you scored a touchdown?

A: I played running back and receiver in high school, so I was always just running the ball. That was cool, but I can't remember ever blocking a punt or field goal or anything like that, so doing that was pretty awesome. To tell you the truth, it still hasn't hit me that I scored.

Q: You're from Pennsylvania. Did you grow up an Eagles fan?

A: Yep. I was a die-hard Eagles fan. It did (make it more special). I got back in the locker room, and I had about 38 text messages. My Twitter was blowing up. Everybody was like, "Man, I'm so proud of you, but why'd you have to do it against the Eagles?" The Eagles were my favorite team growing up, so I went over to (Michael) Vick after the game and shook his hand. My roommate at the combine was (Eagles linebacker) Mychal Kendricks, so I knew that team pretty well.

Q: So, when you're not scoring special-teams touchdowns, what's your favorite thing to do away from the field?

A: If I'm not playing football, usually during the season I'm just relaxing, playing video games or something like that. I play paintball a lot, and I love fishing. I play basketball. I haven't played in a while, but I do. I pretty much do anything, anything out-doorsy. I've gone snowboarding before, didn't really do too well. I don't know, I just do whatever I feel like in the moment, but paintball, I really like

playing paintball. I get the same rush as I do playing football. I just actually went paintballing with a whole bunch of little kids last Tuesday.

Q: How did that come about?

A: I wanted to go paintballing with some little kids. My publicist, she set it up.

Q: Did you have to hold back on them a little bit?

A: No, not really. To tell you the truth, I got hit in the back pretty good. I've probably still got the welt on my back. I was standing ... probably 3 feet away, and this kid just hit. It technically is against the rules, but he's about 11 or 12, so I just let him go. But it hurt really bad.

---

#### About Johnson

2008-11: Steven Johnson played in college at Kansas, gaining big playing time as a junior and senior. His final season for the Jayhawks, he racked up 120 tackles and forced two fumbles.

2012: As an undrafted rookie, he played in 11 games, amassing 10 special-teams tackles and leading the team in that category.

2013: Johnson has played in all four of the Broncos' games on special teams, and blocked a punt and returned it for a TD against Philadelphia.

# Broncos Q&A: Defensive tackle Terrance "Pot Roast" Knighton

By Joan Niesen  
The Denver Post  
October 13, 2013

Terrance Knighton would like to warn readers: These are not going to be boring answers. The Broncos defensive tackle was the man of the moment for much of the week in Denver; he played the first four years of his career for the Jacksonville Jaguars, who are coming to town this weekend. After having his brain picked about everything from how to tackle running back Maurice Jones-Drew to the Jaguars' dicey situation at quarterback, Knighton was more than ready to answer some more out-of-the-box questions.

Q: I know your nickname is "Pot Roast." Where did that come from?

A: One of my teammates, my rookie year, named Clint Ingram. I ordered pot roast on the flight, and it was dark on the plane, so the lady was walking down the aisle saying, "Pot roast? Pot roast?" So I raised my hand, and my teammate said, "You raised your hand like that's your name, so I'm going to call you that from now on." He was the team comedian, and he sat right behind me. He's just one of those guys who you don't want to see anything, because he'll make a joke out of it.

Q: When you came to Denver, did guys know that was your nickname?

A: I can't get rid of it. Oh, yeah, guys on the team knew. I guess it just fits me.

Q: What are you most looking forward to about playing your old team this weekend?

A: Tackling Jones-Drew. I want to tackle him. That's my guy. Me and him, we're great friends off the field, but when I was there in Jacksonville, we couldn't touch him. If we gave him a little bump, he'd get riled up.

Q: So in terms of off-the-field stuff, what's your favorite thing to do besides football?

A: I like to watch movies. "Matilda" and "Shawshank Redemption" (are my favorites). I just love "Matilda." I know it by heart. She grew up with us. I don't know, I just love that movie. And "Shawshank," that's probably the greatest movie ever made. I made sure that those were the two I had packed in my personal bag when I moved here.

Q: Speaking of moving here, what have you liked about Denver so far?

A: It has a good downtown area. I like being away from it, though, because I like no noise. I don't have any kids or a girlfriend, so I just like to be by myself, watch my movies. I think the only difference is the beach and the weather. I don't belong in the mountains. I can go to the beach and swim all day. I love the water, but mountains? No. I won't even get close. I'll take a picture from far away. They're good to look at, but I don't belong in the mountains.

---

## About Knighton

2004: Finished his high school career as only a three-star recruit as a defensive lineman. Also played tight end.

2005-08: Played at Temple, where he became a regular starter as a sophomore. As a senior, he was a team captain and made 54 tackles.

2009: Selected in the third round, 72nd overall, by the Jacksonville Jaguars in the NFL draft. That was regarded as a stretch by some who thought Knighton's stock had risen too high during the workout process.

2009-12: Played with Jacksonville, where he made 140 tackles over four seasons.

2013: Signed with the Broncos in March.

# Broncos linebacker Paris Lenon is a big fan of basketball and boxing

By Joan Niesen  
The Denver Post  
October 20, 2013

Paris Lenon has lived across the country, playing, however briefly per team, for Carolina, Memphis (in the XFL), Seattle, Green Bay, Detroit, New England, St. Louis, Arizona and now Denver. Through it all, one thing has remained constant for the veteran linebacker: He has always been a Chicago Bulls fan.

An undrafted free agent who caught on in the NFL in 2002, Lenon has spent the good part of his 35 years playing football, but get to talking to him, and you learn he's passionate about two other sports: the NBA and boxing. When the Bulls come to Denver in November to play the Nuggets, Lenon will be at the Pepsi Center, cheering on his favorite NBA player, Derrick Rose. If you want to talk to him about his other passion, boxing, you will need to have more than just a minute to spare.

Q: How did you get interested in boxing?

A: Always been that way. Honestly, I think part of my personality is just kind of drawn to that. Also, just being around my father, he was a big boxing fan. It's kind of like in us. My grandfather was actually a professional boxer, born and raised in Philadelphia. This is years ago. He boxed heavyweight. My father, he messed around with a little amateur (boxing). So as a kid, I grew up watching Sugar Ray Leonard, Marvin Hagler, Tommy Hearns. Then came Mike Tyson. And I heard (my grandfather) talk about Muhammad Ali and Joe Frazier. I just fell into it, and I still love it.

Q: Have you been to many big boxing matches?

A: I've never been. I would like to go. You know, it's always kind of weird timing. I actually was going to try to get to Danny Garcia ... when he fought Amir Khan (in 2012 in Las Vegas), I think it was. I was going to try to get to that one.

Q: What about basketball? Why are you an NBA fan?

A: I played basketball, you know, growing up and in high school. I don't mess with it anymore, other than trying to work with my kids. I'm a big Chicago Bulls fan. I'm from Virginia. I just liked the Bulls, obviously, when there were the old-school Bulls with (Michael) Jordan and Horace Grant, and I like the Bulls now. Derrick Rose is incredible. Hands down, he's my favorite NBA player, but I like them as a team.



They're a real selfless team. They focus on defense. Even their biggest star doesn't act like a star.

Q: So besides being able to sneak away for this upcoming Bulls game, are you usually able to go to many NBA games during the NFL season?

A: When I lived in Arizona (from 2010-12), I went to quite a few Suns games. I've seen a lot of different teams come: the Trail Blazers, the Lakers. I've seen Kobe (Bryant). I've just got to see the Bulls and Derrick Rose.

Q: So here's a basketball question — or opinion — for you: Is LeBron James the best athlete playing pro sports right now?

A: In pro sports? I don't know about that. The best athlete in pro sports, that's a hard one, because you've got to factor in every sport. You've got to factor in boxing and UFC. There's a whole lot of guys that play basketball and football that can't really take a punch. They've never been hit, never had to respond, so that's really hard. It's an entirely different thing to be in a boxing situation. Twelve rounds, each round three minutes, and somebody's trying to knock your head off, and you're trying to do the same thing to them. That's an entirely different world. You talk about UFC ... those are longer rounds, but not as many. But it's still, you don't know how people are going to respond. So I can't say that. I can say he's a tremendous athlete.

---

## About Lenon

1996-99: Played college football at Richmond, where he finished with 320 tackles, 12 sacks and four forced fumbles.

2000: Was signed by the Panthers as an undrafted free agent but was cut in June.

2001: Played for the XFL's Memphis Maniax for the league's only season. Then he was signed briefly by the Packers and Seahawks before rejoining the Packers in December.

2002-05: Finally stuck in the NFL with Green Bay, where he got significant playing time.

2006-08: Played for the Lions, where he had the best stint of his NFL career.

2009: Signed by the Patriots, was waived, but caught on with the Rams.

2010-12: Played for the Cardinals.

2013: Signed by the Broncos in August.

# In the Zone With Peyton Manning

By Ken Belson

The New York Times

November 16, 2013

ENGLEWOOD, Colo. — As the Denver Broncos ran out the clock in their win over the San Diego Chargers last weekend, football fans gasped as Peyton Manning, the undisputed face of the N.F.L., got up limping after being tackled around his legs.

The injury turned out to be only an aggravation of an earlier ankle sprain, and Manning said he would play Sunday in a prime-time showdown with the undefeated Kansas City Chiefs, who are atop the A.F.C. West, one game ahead of the Broncos.

Yet the concern over Manning's health was a reminder of how valuable he is — not just to the Broncos, but the entire league. On pace to win a record fifth Most Valuable Player award and perhaps lead the Broncos to the Super Bowl for the first time in 15 years, Manning is a proven leader on the field, and a winner off the field, too.

He is the country's best-known football player, the successor to Dan Marino, John Elway and Brett Favre, who all held center stage during their prime. Sponsors crave his aw-shucks grin and seemingly spotless personal life, and a raft of endorsement deals, including for Buick, DirecTV and Papa John's, keeps him in the spotlight on nongame days.

Manning, 37, has one of the most lucrative contracts and the best-selling jersey, as well as a sense of humor that has made him a natural on "Saturday Night Live." From a family of star quarterbacks, he has an unmatched football pedigree.

"It's all part of the legend of Peyton," said Fred Gaudelli, the producer of NBC's "Sunday Night Football," which will feature the Broncos four times this season. "It's about him playing the position like no one else. Any team that has Peyton Manning makes a good team for 'Sunday Night Football.' "

Manning's record-setting season and commercial appeal is a welcome distraction for the N.F.L., which is grappling with a host of hits to its image, including Aaron Hernandez's, the former Patriots tight end, being charged with murder; allegations that the offensive lineman Jonathan Martin was bullied by Richie Incognito and other teammates on the Miami Dolphins; and a heated debate about whether the Washington Redskins should change their name.

On top of those problems, player safety remains a concern, even after the N.F.L. agreed in August to pay \$765 million to settle a lawsuit brought by thousands of

retirees who accused the league of burying evidence that repeated head hits could lead to long-term brain damage. This month, the Hall of Fame running back Tony Dorsett and two other former stars were found to have signs of a degenerative brain disease linked to repeated head trauma.

This has not been a good year for star quarterbacks, either. Aaron Rodgers, Jay Cutler and Michael Vick have been sidelined by injuries, and backup quarterbacks are also being knocked out.

"I never like to see a quarterback get injured, I will say that," Manning said Wednesday at the Broncos' training facility while he sidestepped questions about the severity of his injury. "I think quarterbacks are a kind of unique fraternity, and you kind of pull for one another — maybe not when you're playing against them that day."

For now, Manning's ankle sprain appears to be little more than a speed bump in an otherwise standout season. After returning from several neck injuries, he guided the Broncos to a 13-3 season last year, and the team is off to an even faster start this season. Manning reached 400 touchdowns in record time and passed Marino on the career passing list. One reason the Broncos are the top scoring team, averaging 41.2 points a game, is that Manning's work ethic has rubbed off on others.

"Every day he comes in, and you can tell he loves practicing and everything about what this is," said Adam Gase, the team's offensive coordinator. "He's been in the league a long time, but he acts like it's his second year."

Offense sells tickets, even more so when Manning is driving it. The Broncos have sold out their home games for 44 consecutive seasons, so Manning cannot help fill more seats. But tickets for resale average more than \$300, according to [TiqIq.com](http://TiqIq.com), which tracks such data. Prices of tickets to Broncos road games are also steep.

Joe Ellis, the team's president, said that Manning, along with Coach John Fox, who is away from the team after heart surgery, and Elway, who is the vice president for football operations, have revitalized fans, sponsors and network executives, who now race to show Broncos games.

"Fans know they're watching one of the greatest," Ellis said. "Peyton takes it all seriously, but he doesn't take himself seriously. We're at peak levels of popularity."

Since Labor Day, the Broncos have been on six of the 11 most-watched television programs, and the team will be featured on six prime-time broadcasts, the maximum allowed for a team. Manning's attention to detail extends to his readiness to speak to visiting reporters and television announcers, sometimes sending team spokesmen back to them with extra details he forgot to include in the interviews.

Naturally, he is a staple on sports radio across the Rocky Mountain states, where Manning — who has three years left on his contract — has helped fuel regional pride by making the team part of the national football conversation.

“He’s out of central casting in almost every respect,” said Sandy Clough, who hosts a radio talk show on 104.3 the Fan in Denver. “He has his guarded side and he’s very protective of his image. He understands the importance of being a quarterback in the N.F.L.”

Clough said 95 percent of the conversation on his show was about the Broncos and, not surprisingly, the phone lines lit up after Manning’s ankle sprain. Part of the fear, he said, is that backup quarterbacks have a hard time replacing top stars.

Manning’s success on the field is also linked to his moneymaking potential off it. The Broncos and Manning’s handlers declined to provide specifics about his business dealings but, according to Jim Andrews at IEG, which tracks such deals, Manning earns an estimated \$13 million a year from endorsements. If he were to win another M.V.P. award or lead the Broncos to the Super Bowl, Manning could earn another \$2 million or more, “assuming he is interested in doing more deals,” Andrews said.

Paul Guyardo, the chief marketing officer at DirecTV, which has worked with the Manning family for 14 years, said: “He really resonates with our core customer, a family guy who loves sports. They’re good people, and that resonates in front of the camera.”

Given his success this year, Manning’s jersey has been the top seller all season, ahead of those for quarterbacks Colin Kaepernick and Russell Wilson, according to Fanatics.com, the largest online seller of licensed sports merchandise.

Manning jerseys are also big sellers at the store attached to the Broncos’ stadium. On Thursday, Linda Holloway bought a bright orange Manning shirt. “He seems like a good guy,” she said, adding that she had become a fan when her family lived in Indianapolis, where Manning was involved in the community a lot.

Advertisers have tapped into his allure, too. Manning is the fourth-highest-ranked athlete endorser after Michael Jordan, Hank Aaron and Arnold Palmer, according to a basket of measures including awareness, likability and trust developed by Celebrity DBI, a division of Repucom, a global sports marketing agency. Among current athletes, Manning ranks highest, and when compared to all celebrities, he is in the mix with Tom Hanks and Oprah Winfrey.

“It comes down to the fact that he is playing great, he wins, and that’s what draws people to celebrities,” said Kathy Gardner, who runs Celebrity DBI. “He’s a juggernaut.”

The Broncos are now the sixth-most-popular football team; they were not in the top 10 before Manning arrived, Gardner said. Manning has even touched businesses he has nothing to do with. Joe Romano, a Broncos season ticket holder who owns eight Domino's pizza shops around Denver, said sales when the Broncos play jumped about 25 percent the past three seasons.

"Peyton is tremendous fun to watch, and he certainly has this region jazzed about football," Romano said, "and he's driving sales of pizza through the roof."

# **Bob Kravitz: Peyton Manning continues to reach out and touch lives**

By Bob Kravitz  
Indianapolis Star  
October 17, 2013

ENGLEWOOD, COLO. — Wade Tefft leafs through the pictures he keeps in a gold envelope. They are sweet memories, pictures of his mother, Laura, who has since passed away, standing shoulder to shoulder with Broncos quarterback Peyton Manning. They were taken just months after Tefft's parents, who lived on Indy's Far Northside, were victimized by a criminal who killed Tefft's father, Thomas, and stole the family car.

"This ruthless animal who broke into our home and killed my dad is one end of the human spectrum," Tefft said as he sat at his desk at Mayo Aviation in suburban Englewood. "And then there are people like Peyton Manning who are kind-hearted and giving, and we have to remember that in times of tragedy.

"There's goodness and kindness in the world."

There are a lot of Manning stories like this one, stories of his charity and goodwill, most of which happen beyond the gaze of the TV cameras and without press releases.

This is one of them. It shows how Manning has continued to do in Denver what he did for all those years in Indianapolis — reach out and touch people.

It goes like this:

In March of 2013, a masked gunman entered the Far Northside home of Thomas and Laura Tefft. Detectives still aren't sure what the circumstances were but Thomas was shot and killed during the robbery. He was 67 years old, a glazier at Cook's Glass & Mirror Company in Indianapolis.

Shortly thereafter, it was decided that Laura, who was dealing with breast cancer after a long remission, could not return to the home. So she moved to Denver with her son, Wade, his wife and three children.

"One day, one of the grandkids was talking about some trouble at school, and my mother kept bringing up Peyton Manning's name and how he was such a role model and he had the kind of values you should model yourself after," Tefft said. "And it got me to thinking, what could I do to get my mom's mind off all the terrible things that have happened in her life?"

In April, Wade Tefft had an idea: He would go through the Broncos directory, find the public-relations person — in this case, Patrick Smyth — and send a letter asking if Manning might drop a call to his suffering mother. Or a signed photo. Something, anything, that might help her deal with the horror of the previous months.

Smyth passed the message on to Manning.

"Let's have them come out here," he told Smyth.

A call or a photo wasn't enough.

He wanted to do more.

When Wade went to tell his mother the news, she was in bed.

"We told her, 'We've got some exciting news for you,' and her eyes got big, her jaw dropped, then she got out of bed and did a happy dance," Tefft said with a smile.

"Then she was on the phone to all her friends in Indy, just elated."

So in May, Wade and Laura made their way out to the Broncos' Dove Valley practice facility. There, they took a tour of the facility, looked at the team's two Super Bowl trophies. They watched a spring practice. And then they met Laura's hero, Manning, enjoying lunch together before taking several photos.

"We had those pictures displayed on the wall in her room," Wade said. "In the ensuing months, everybody who came into the house — hospice, relatives and friends — she had to show them the pictures and talk about how she had lunch with Peyton Manning."

They didn't talk about football that day. They talked about family. They talked about values. They talked about what's really important.

"He never seemed rushed," Wade said. "I can't say enough good things about Peyton Manning. He doesn't seem to have let his fame and fortune take away from his desire to be a positive influence on the people around him. The fact he'd take time out of his busy schedule for my mother speaks volumes."

Sadly, three months later, Laura Tefft passed away.

Manning has dived headfirst into the Denver community, just as he did in Indianapolis.

Shortly after his arrival, 12 people died in the Aurora Theater shootings. Manning immediately contacted a Broncos employee and asked, "Is there anything I can do to help?" He then made calls to the families of the victims.

It reminded me of something he did in Indianapolis. Many years ago, I had written about a boy from the Brownsburg team who went to the Little League World Series. The boy was badly injured in a skateboarding accident.

Manning called me one night.

"You think the family would mind if I got their number and called them?" he wondered.

I shared the number. He called. I'm quite sure they didn't mind.

It's said that athletes owe us nothing more than their performance on the field, and there's probably some truth to that. But for Manning, and for so many other athletes, there is more than that. They believe that to whom much is given, much is required.

"Every day, people in Denver wake up and pinch themselves, thinking how lucky they are to have Peyton Manning in their community," said Joe Ellis, the Broncos' team president. "Not just on the football field, but off of it."

He's done everything here he did in Indianapolis. Signing autographs. Calling children in hospitals. Hosting Make-A-Wish kids. Reaching out to the people who were victimized by the fires and floods in Colorado. The list goes on and on.

He is coming back to a hero's welcome Sunday in Indianapolis, and it's not all because of the things he did on the football field. He touched lives there, changed them for the better, left a massive footprint on our soil.



# Broncos Support Miller's Charity Cause

By Mike Morris

DenverBroncos.com

November 11, 2013

A handful of Broncos turned out for Von Miller's First Annual Celebrity Waiter Night, a fundraiser benefitting Von's Vision, Miller's non-profit charity.

ENGLEWOOD, Colo. -- They came together in a team effort just as they have so other many times this season, but for the handful of Broncos players that gathered at Ocean Prime Steakhouse in downtown Denver on Monday night, there was something a little different about the uniforms they donned.

Instead of helmets and cleats, players wore aprons. And on this night, their game plan was focused solely on supporting a good cause – linebacker Von Miller's First Annual Celebrity Waiter Night, a fundraiser benefitting Von's Vision, Miller's non-profit charity that helps provide eye exams, glasses, contacts and Lasik eye surgery for underprivileged children.

The players came together in support of Miller and his charity, playing the role of waiters for the evening by serving and interacting with the guests in attendance.

All of the proceeds from the event – which included a dinner, a cocktail hour and an auction of numerous autographed items – went towards supporting Miller's cause.

And for Miller, the money raised in the name of making an impact upon the lives of underprivileged children made the sold-out event particularly memorable.

"Whenever you can make plays on the field, it's great," Miller said. "The fans yell and get excited – it gets you going. But when you can make plays in people's lives, it's just a whole different feeling. It's life-changing."

Miller pointed out that enabling low-income children with the opportunity to receive quality eye care can help make far-reaching impacts upon their educational and personal development.

"You would be blown away if you knew how many kids needed glasses and didn't know that they needed glasses," Miller said. "Those kids having glasses is a bridge to them having academic successes. That was my whole goal, to get kids glasses, get kids contacts, get them what they need to be successful in the classroom and in life."

Safety Rahim Moore noted that the evening provided a positive environment for teammates to come together off the field and support a good cause during an important week for the Broncos.

"It's good camaraderie. It's a good team gathering," Moore said. "Von has a vision for his foundation on what he does for people, which is excellent. He's a great friend of mine. He's a great player."

Moore noted that he was more than happy to help support his teammate and the cause.

"I'm one of those guys who likes looking out for other people, too. So when he asked me to come, I had to support him," Moore said. "He has a great mom, a great dad – just a great family. That's another reason why I'm coming. He's like family."

Having such a strong turnout from his teammates was particularly gratifying for Miller.

"To have all the support of my teammates, my board members and everybody who came out, it's just an awesome feeling," he said.

Ultimately, as Moore noted, it was a night of togetherness and good-will for a handful of Broncos who helped make a difference in the community.

"We're all here supporting a good cause and just getting out of the house," Moore said. "Our schedules are so complex sometimes – for us to come out here, be a part of a good cause and just come together, it's a good thing."

# Von Miller packs a bigger punch now

By Arnie Stapleton  
Associated Press  
October 16, 2013

ENGLEWOOD, Colo. (AP) — Von Miller is back — and bigger than ever.

His coach and his teammates said Denver's All-Pro linebacker looked great Wednesday in his first practice since serving his six-game drug abuse suspension — all 270 pounds of him.

That's how much Miller said he weighed in at this week, a good 24 pounds heavier than when he won Defensive Rookie of the Year honors in 2011.

Miller has long wanted to gain weight because he figures it will help him overpower offensive linemen. Six weeks of watching games on his TV gave him that chance, although by all accounts he was far from a couch potato during his banishment for violating the league's drug-abuse policy.

Miller said he had no trouble with the extra muscle or the altitude because he served his suspension working with the Broncos' trainers, a nutritionist and a personal pass rush specialist so that his cardiovascular conditioning wouldn't be an issue upon his return.

"I feel good. I'm in the best shape of my life," Miller said. "I feel a lot stronger, quicker, faster. It's not like I'm running 100 yards or 400 yards there, so I definitely felt good. All the feedback I was getting from my teammates and everybody looked like I was good. There was a hurry-up period in there that was tough, but that's what it's designed to be is tough."

Coach John Fox said Miller "had an outstanding practice. Obviously he's got fresh legs and ready to roll and excited about the opportunity this week."

Safety Rahim Moore said, "I'm quite sure he misses the game a lot but he hasn't missed a step. He had a great practice today. He looked good. I'm looking forward to watching him play."

The Broncos may have gone 6-0 in Miller's absence, but they sorely missed him disrupting quarterbacks — they're ranked dead last in the league in pass defense.

"He's going to make a huge difference," cornerback Chris Harris said. "Teams have just been coming out and saying, 'It's going to be seven on seven, we're just going to throw the ball.' If they come out and do that now, we have our rusher now to where they can't just sit back and pass the ball all day like that."

Miller was clearly relieved to return to practice and answer questions about football after months of stories about his suspension and about traffic tickets.

"I feel stronger just all around, mentally, physically, all around," Miller said. "When you don't have to worry about nothing, it's just football, it's a whole lot easier. I've been studying and everything. I just feel good. I've said it before. I'm in a great place physically and mentally."

Miller said he's been "paying attention in meetings, even more so than I would do normally. But I was ready to go. I wanted to make sure when I came back that I wasn't a step behind. If anything, I've been conditioning and working out and doing everything possible to get myself ready for practice and the games."

Miller also spent a week during his suspension working with renowned pass-rush specialist Chuck Smith, a former defensive end with the Atlanta Falcons.

"Definitely working with a guy that focuses on pass rush, especially for me while I had all this time off to focus on that, it was instrumental," Miller said. "He didn't try to change me; he just helped me."

The Broncos also welcomed back middle linebacker Wesley Woodyard (shoulder stringer) and defensive end Robert Ayers (shoulder) back to practice after both missed a week.

Miller, who had 30 sacks in his first two seasons, including a franchise-record 18½ last season, makes his debut Sunday against the Colts (4-2) in Peyton Manning's return to Indianapolis.

# Broncos safety Rahim Moore has new attitude covered

By Christopher Dempsey  
The Denver Post  
August 17, 2013

Being Rahim Moore means living by a few simple rules: accountability, hard work and attention to detail. You'd never shy away from talking about failure, and though you might have been shamed (see last season's playoff loss to the Baltimore Ravens), you won't choose to live with it.

Of all the position battles that were part of Broncos training camp, which wrapped up Thursday, Moore's spot at free safety wasn't one of them. It never was. And yet Moore hasn't played the part of a satisfied player, instead going about his business with a constant chip on his shoulder.

"My last name is Moore for a reason. I have to work more, more, more," he said, laughing. "That's a joke."

Then his tone turned serious.

"I like to work on everything," he said. "You're never perfect. If you get beat, then it's something you've got to work on. If you make a mistake, there's something you've got to work on. Last time I checked, we didn't win the Super Bowl last year — I was to blame for it. I put that on me because I feel that is my responsibility, so I've got work to do. I want to go out there and give the fans what they want to see, especially as a team."

Talking is more of Moore's makeup this season. A more acute attention to detail is too. Where he may have assumed something or simply shrugged it off before, now he verifies all information.

"I'm happy with my communication on the field," Moore said. "I'm able to call stuff out and help everyone else out, sharpen my checks, and also knowing down and distance. I've always been like that, but this year I'm even more sharp with it. Being very sharp and detailed is the key."

But being a leader is too, and this is where Broncos coach John Fox smiles most when he talks about the progress Moore has made.

Then: Moore was drafted in 2011 and was late to his first training camp practice.

Now: Immaturity-related mistakes are a dwindling part of his makeup.

"Oh, yeah, he's matured a lot," Fox said of the UCLA product. "He made as big a jump going from his rookie year to last year as anybody on our football team."

But not just that.

"I'm really proud of him," Fox said. "It was a tough thing to happen to him, but I love the way he handled it. It says a lot about his character and what he's made of. He's come back and worked extremely hard. He loves the game and he wants to be the best he can be."

Moore will be on the field for most, if not all, of the first half with Denver's No. 1 defense during Saturday night's preseason game at Seattle. Expect quarterback Peyton Manning and the No. 1 offense to play the majority of the first half too.

Moore is a big fan of the preseason.

"It's 'pre,' but it's still part of your season," Moore said. "You're getting ready for your season, so it's very key to go out there and see where you are as a team. Also, I like it because you get to see how you are when the starters aren't in there. The thing that really defines your team is how the backups are."

"I treat preseason like a playoff game, like a regular-season game. Because if you don't, somebody else is out there trying to beat you, trying to shine, trying to embarrass you."

---

Moore production

Broncos starting free safety Rahim Moore has improved since entering the league in 2011. A look at his first two years in orange and blue:

2011 (7 starts): 31 tackles, 2 PD, 1 INT

2012 (15 starts): 71 tackles, 7 PD, 1 INT

# Moreno earns starring role in star-studded offense

By Arnie Stapleton  
The Associated Press  
November 14, 2013

ENGLEWOOD, Colo. (AP) — Peyton Manning's four big targets have combined for 30 touchdown catches so far, yet the most important receiver the Denver Broncos have right now isn't Demaryius Thomas, Eric Decker, Wes Welker or Julius Thomas.

It's running back Knowshon Moreno.

Over the last month, none of Denver's "Fearsome Foursome" of pass-catchers has collected more than Moreno's two dozen receptions.

Moreno's proficiency at catching the ball out of the backfield just might prove the best antidote for all those beatings Manning's been taking lately, too.

Opponents have quit defending Denver's high-powered offense with zones in favor of more man coverage, which frees up another pass-rusher to go after Manning, who's been sacked and stripped in each of his last three games.

A gimpy Manning skipped the Broncos' lone padded practice this week to get treatment on his sore right ankle in advance of Sunday night's showdown with the Kansas City Chiefs (9-0), who lead the league with three dozen sacks.

Moreno is not only the Broncos' best running back at picking up the blitz, but his sure hands keeps linebackers busy in coverage or freezes them on play-action, which makes the high-flying Broncos (8-1) all the more dangerous.

"We've been talking about Knowshon in the running game, but in the passing game he's been critical," Manning said. "He's catching those short passes and he's getting north. He's making that first guy miss sometimes and a lot of times just taking it to first-and-10 and keeping it at a first-and-10."

What makes Moreno "extremely important" in Manning's view, is his ability to gain yards after the catch.

"I think he's got a good feel for where the defenders are around him, kind of before he catches it, which I think is a special gift — not just catching it and turning right into a defender — knowing where to turn away," Manning said. "I think he's got a special feel on those option routes to find the best hole or zone in the coverage."

Moreno's importance was evident from the get-go Sunday at San Diego, when he had two runs and two receptions in the Broncos' first five snaps, then finished with a team-best eight catches — on eight targets — to go with 15 carries in Denver's 28-20 win.

"He's been critical in the passing game, I will say that," Manning said.

Moreno, who leads the AFC with eight TD runs to go with one TD catch, has achieved big-wig status in Manning's eyes just a year after he was benched by coach John Fox for having too many fumbles.

This year, he hasn't had a turnover in 160 touches and he's averaging 95.2 yards from scrimmage.

"He's done a nice job for us," interim coach Jack Del Rio said. "He brings a lot of energy to the game. He's been a dependable runner and blocker, and also receiving the ball out of the backfield. ... We count on him to do his part, whether it's blocking or getting out and peeling away some coverage, or actually catching the ball and making somebody miss."

Moreno said that while he ran the scout team for two months last season, he grew more determined than ever "if I ever do get that call again" to live up to his first-round draft status as the 12th player taken in 2009.

Willis McGahee's knee injury opened that door after eight straight game-day deactivations, and Moreno ran for 510 yards and three touchdowns in the final six games of 2012.

But he got hurt early in Denver's playoff loss to Baltimore and the Broncos were unable to run out the clock in the fourth quarter with an undersized Ronnie Hillman in the backfield.

So, the Broncos drafted Montee Ball, a 215-pound bruiser who set the NCAA record with 83 touchdowns at Wisconsin, and Hillman bulked up to 195 pounds in the offseason.

While Moreno continued his rehab from his knee injury, Ball and Hillman battled for the No. 1 job but both made too many mistakes to earn the coaches' trust in training camp. And while all eyes were on them, Moreno — the Broncos' biggest back at 220 pounds — quietly got healthy and brought fresh legs and experience to the equation.

Now, Moreno has a tight grip on the ball, the featured role in Denver's backfield and Manning's trust as an integral part of an offense predicated on the pass and protecting the passer.



Notes: LB Danny Trevathan (non-injury) was the only Bronco who missed practice Thursday. LB Nate Irving (right shoulder) and TE Joel Dreessen (knee) returned on a limited basis along with Manning, whose performance was unaffected by his tender ankle, according to Del Rio.

# Phillips' Return 'Business as Usual'

By Brandon Moree  
DenverBroncos.com  
November 6, 2013

ENGLEWOOD, Colo. – Defensive end Shaun Phillips spent his first nine NFL seasons with the San Diego Chargers and Sunday he'll play in San Diego for the first time as a visitor – chasing down Philip Rivers, a quarterback he's very familiar with.

He and Rivers both joined the Chargers as rookies in 2004.

"Me and Philip go way back to the Senior Bowl," Phillips said. "We played against each other in the Senior Bowl and we were jawing back and forth. Like I think I hit him one play and the next play he threw a pass and he jawed back at me. So it's just all out of friendly competition in football and I'm pretty sure I'm going to get a hit or two on him and I'm pretty sure he's looking to make a play or two on me."

Phillips added that he expects some of that talk to resurface on Sunday but "all out of love." He went on to say that he considers Rivers a "great person and a great player."

The Chargers spent their fourth-round pick in the 2004 draft on Phillips and he racked up 69.5 sacks in his time with the team. This offseason, Phillips brought that production to Denver when he signed with the Broncos in April.

So far this season, Phillips leads the Broncos with six and a half sacks for 49 yards and he is tied with fellow defensive end Robert Ayers for the team lead with six tackles for loss.

"I'm in a great situation," Phillips said. "(We are) 7-1, we're going to play a good team down in San Diego and I'm still playing football. I love playing football. Again, there are no hard feelings. I just want to go out there and win. Winning makes everything feel good."

He said that it will be fun for him to go back and play against his old teammates but that for the most part Sunday would be "business as usual." That business means limiting the success of Rivers who has been the most accurate passer in the NFL this season.

Rivers leads the NFL in completion percentage – connecting on 72.2 percent of his attempts.

"I got to play with Philip so I think he's a great player and he's more of a competitor than anything," Phillips said. "He's not going to just go out there and throw up a couple passes. He's going out there to win, he's going out there to

compete to win because it's a division opponent and it's a home game for them. It's just a big game."

# Broncos' 30-year-old center takes long path to top

By Arnie Stapleton  
The Associated Press  
September 13, 2013

ENGLEWOOD, Colo. (AP) — Peyton Manning's new snapper won't say "I told you so." He'll leave that to his coaches.

One week after making his first career start at center since high school, Manny Ramirez proved he was more than just a 30-year-old fill-in when he signed a two-year extension with the Denver Broncos.

"I've been kind of talking about him for a while and nobody believed that he was going to be our starting center," coach John Fox said. "We feel really good about where he is and I think it's a good marriage for both sides."

It was an unconventional courtship.

In 2010, Ramirez was out of football, his NFL career seemingly over after his release from the woeful Detroit Lions, and he started to wonder whether he'd have to fall back on his studies in exercise sports science.

"I was at peace about it. If that was meant for me, that I was done playing, I was OK with it," Ramirez said. "But I feel like I've been given another opportunity and I'm just going to run with it."

Back then, he realized he hadn't reached his potential in the pros, so he rededicated — and remade — himself.

"You do something for so long, especially something you have so much passion for that you love, and all of the sudden it's taken away from you. It kind of puts everything in perspective," Ramirez said. "It kind of makes you think that, if I do get an opportunity again, you've got to take advantage of it and give it all you have."

"That's where I feel I'm at today. I'm not going to let it go with ease. I'm going to give it all I've got."

Ramirez put that mind-set into action this offseason when he slid over to center with J.D. Walton still recuperating from an ankle operation.

"He's done a great job as far as developing that relationship with the whole offensive line," offensive coordinator Adam Gase said. "Like I've been saying since the spring, he's been our starter since the spring it's just that nobody wanted to give him the credit."

Maybe that's because the Broncos kept bringing in veteran centers.

When an infection set in, Walton had to have another operation on his ankle and the Broncos brought back Dan Koppen, who filled in for Walton at center last season while Ramirez was starting 11 games at right guard.

The Broncos signed free agents Steve Vallos and Ryan Lilja after Walton blew out a knee in July. Lilja didn't make it through camp healthy and Vallos made the roster as a backup.

Fox said this week that bringing in the newcomers was more about adding veteran depth than looking for a better option.

Either way, Ramirez fended off one after the other to hold onto the starting job, a remarkable rise for a guy who signed with Denver in 2011 and was inactive for 14 weeks plus both playoff games before earning a bigger role last season due to injuries.

He was the one snapping the ball when Manning became the first quarterback in more than a half century to throw for seven touchdowns without an interception in the NFL kickoff. One week later, he put his signature on a contract extension through 2015.

"Yes, a very good week," Ramirez said. "I'm blessed."

Notes: CB Champ Bailey (left foot) won't play against the Giants on Sunday, missing consecutive games for just the fourth time in his 15-year career. "That's a big loss for us," S Rahim Moore said. "I mean, the greatest corner ever to play this game. But we're doing a good job and when he comes back we're going to be even better. What we say is when he's not in there, let's go out and make him proud."

# **Broncos' Dominique Rodgers-Cromartie wins AFC Defensive Player of the Week award**

By Joan Niesen  
The Denver Post  
October 30, 2013

At the beginning of the 2013 season, it seemed the Broncos couldn't go a week without earning some sort of AFC player of the week recognition. Peyton Manning won offensive honors, Trindon Holliday special teams, but in recent weeks, the awards have gone quiet.

That changed Wednesday, when the NFL announced that cornerback Dominique Rodgers-Cromartie won the AFC Defensive Player of the Week for his performance in Week 8. It was the Broncos' best defensive showing as a team thus far this season and thus encouraging to see a player recognized for it.

In the game against the Redskins, Rodgers-Cromartie had five tackles, three passes defensed and an interception he returned 75 yards for a touchdown.

Rodgers-Cromartie won the NFC Defensive Player of the Week in Arizona in 2009. This marks the 26th time a Bronco has earned an AFC Defensive Player of the Week nod.

For more on Rodgers-Cromartie and the Broncos' defense's breakout performance on Sunday, check out these Denver Post stories from earlier in the week:

# Tamme: Return Makes for 'Fun Week'

By Mike Morris  
DenverBroncos.com  
October 16, 2013

ENGLEWOOD, Colo. -- With talk of homecomings encircling Sunday night's showdown between the Broncos and Colts, tight end Jacob Tamme took a lighthearted approach to how his own return to the city where he spent the first four years of his career will be received.

"Yeah, I hear it's a pretty big deal," Tamme joked to the media on Wednesday. "It's a real circus, you know."

As quarterback Peyton Manning prepares to make his return to Indianapolis, Tamme – who hauled 92 passes for 855 yards as a member of the Colts between 2008 and 2011 – noted that he's excited about going back to Lucas Oil Stadium on Sunday.

"It's a fun week. It really is," Tamme said. "Obviously, it's a big deal – Peyton going back. I spent four years there, four good years. I have a lot of friends there and a lot of good memories. It's going to be a fun week."

And while his excitement about returning was evident, Tamme noted that any further emotions about going back won't likely set in until much closer to game time, although more important priorities – such as locating a visitor's locker room he's never been in – might take greater precedence.

"You know, I haven't really spent a lot of time thinking about it until the last couple of days," he said. "I think when you get on the bus to go – you go to a place so many times as a home player, you go in as a visitor. I have no idea where the visitor's locker room is. I'm about to find out."

Tamme also noted that he didn't have any idea about how Manning would feel about making his return.

"I really can't even imagine. He was there for longer than me," Tamme said. "He was the turnaround of the franchise, you know, in a lot of ways. Obviously, there were a lot of people that were a part of that, but he was the face of it and did a lot of great things. It's hard to say. I don't know. It'll be emotional, I'm sure."

One thing that will be certain, as Tamme pointed out, is that the Colts will have a changed complexion from the tight end's time with the organization.

"The Colts organization has had a lot of turnover, from top to bottom," Tamme said. "Players, scheme, the whole thing is a lot different than when I was there,

when Peyton was there. A lot of learning to do this week and it'll be a big game for us."

Despite the differences, Tamme said that the AFC South-leading Colts' continued success isn't a surprise to him.

"Not really surprised," Tamme said. "They've got a good quarterback, they've got a lot of good, young players. I'm not surprised, I don't think."

Not everything will be different, however. Tamme pointed out that the presence of former teammates like linebacker Robert Mathis, safety Antoine Bethea and wide receiver Reggie Wayne, among others, will be felt on Sunday.

"Those are two really good ones," Tamme said. "I got to go against Robert for quite a few years in practice. Robert's a great player. Antoine is a great player, also. They've got a lot of good players. Those guys – a few of the stalwarts – are still there. Obviously, you've got Reggie on offense."

His familiarity of Mathis and Bethea also allowed for a clear picture of the challenge that awaits the Broncos on Sunday.

"We've got our work cut out for us offensively, here," he said. "Their defense does a good job in a lot of areas and obviously Robert and Antoine are a big part of that."

And as he returns to Indianapolis with Manning, Tamme also reflected on having the future Hall-of-Fame quarterback as a teammate throughout his first six seasons in the NFL.

"Pretty blessed, pretty lucky to be here now and be a part of this, what we have going," Tamme said. "Certainly, having Peyton for your QB for your career so far – you can't really complain about that."

Ultimately, however, Tamme pointed out that any storylines surrounding the game are inconsequential to what happens on the field – and in that regard, preparation remains the same for this week as any other.

"Every week that we're playing right now is a pretty big game," he said. "Obviously, this one has other storylines, which don't really affect our preparation all that much. At the end of the day, obviously, it's a big deal on the outside and it's a big deal when you're going back to a place, but really the bottom line is we're trying to prepare to win a game. Really, nothing on the outside has a big effect on that."



# Broncos' Demaryius Thomas excels at screen passes

By Arnie Stapleton  
The Associated Press  
November 14, 2013

ENGLEWOOD, Colo. (AP) — Demaryius Thomas keeps getting showered with praise and passes.

He was named the AFC's Offensive Player of the Week for the first time in his career after helping Denver beat San Diego 28-20 Sunday, when he became the first Broncos receiver in a decade with a trio of TD receptions.

Thomas received a hearty pat on the back from interim coach Jack Del Rio for his acrobatic move on his first score in which he switched the football into his left hand as his momentum carried him out of bounds and swiped it across the pylon like a checkout clerk scanning a can of soda.

"I told him, 'Man, that was amazing,'" Del Rio said. "That was really good to watch in slow-mo. What a tremendous use of body control. With his size and speed and the angle he was at, to be able to coordinate himself and stay in bounds and get that thing across the pylon was just amazing."

Thomas admitted he's not supposed to expose the football like that, but said instincts took over "and I just wanted to get into the end zone."

It may have been No. 1 on Del Rio's list of the terrific touchdowns, but it wasn't even Thomas' favorite score of the day.

That came early in the third quarter when he lined up in the backfield to Peyton Manning's right, then cut in front of the quarterback as he went in motion to the left side. Gathering in the screen pass, Thomas twisted upfield and turned on the jets. He was still accelerating when he crossed the goal line 34 yards later.

"Smoke screens are my favorite thing to do," Thomas said. "After that catch, I feel, is my thing."

It's easy to see why Thomas says he's at his best with the ball in his hands — he leads NFL receivers with 377 yards after the catch.

At 6-foot-3 and 230 pounds, Thomas is the biggest and probably strongest receiver Manning's ever played with, and he might just be the fastest, too.

All those attributes show up on the bubble screens.

"He's got great speed and he gets the ball in his hands and he's got a good feel for reading those blocks, which I think is a gift there. ... He's got a good feel for reading runs," Manning said.

"It probably goes back to all the runs he had to practice at Georgia Tech — they threw it like one time every three games," Manning added with a laugh. "So, he probably had to learn a lot about reading blocks for the running backs. But boy, he gets it in his hands and he's got great speed and power and it's fun to watch once he gets it in his hands, I'll say that."

Thomas said Manning's estimate isn't that far from the truth. He excelled in the Yellow Jackets' run-oriented offense by making the most of every chance he got.

He caught just 46 passes his breakout junior season, turning those catches into 1,154 yards and eight TDs.

Not much changed with Tim Tebow under center early in his Denver career, but now he hardly ever faces single coverage anymore, and working two seasons with Manning, he said, has turned him into a better, smarter receiver.

He said Manning told him he'd better figure out how to get open even if he's double-covered.

And he has.

Right before his first score Sunday, Thomas hauled in a nifty 28-yard over-the-shoulder catch with a cornerback and safety both bearing down on him.

Thomas has 55 catches for 793 yards this season and his nine TD receptions are tied with teammates Welker and Julius Thomas for tops in the AFC.

He finished with seven catches for 108 yards against the Chargers, earning him his first Player of the Week honor, which came as a surprise to Del Rio, who figured he must have had a nice collection of those by now.

"Really? It does surprise me, because he's had some monster games in the two years I've been here," Del Rio said. "Happy for him because he's a heck of a football player. He's a good, good man. Doesn't say a lot, just kind of comes in and goes to work every day, usually with a smile on his face. Yeah, I'm proud of him."

From his vantage point as defensive coordinator, Del Rio said he's seen great growth in Thomas ever since Manning's arrival in 2012.

"I've seen him put in the work," Del Rio said. "And he is a horse. I mean, he's a big guy that is fast and can catch, and those guys are tough to deal with in this league and he's one of the special ones."

# Demaryius Thomas named AFC Offensive Player of the Week

By Mike Klis

The Denver Post

November 13, 2013

For the first time in his career, Broncos receiver Demaryius Thomas was named AFC Offensive Player of the Week.

They apparently didn't have this award after the Broncos' first-round playoff win against Pittsburgh to open the 2011 playoffs.

Anyway, Thomas caught three touchdown passes from Peyton Manning in the Broncos' 28-20 win at San Diego. His most impressive was a bubble screen catch-and-run for 34 yard score.

Thomas is sixth in the league with 55 catches, eighth with 793 receiving yards and tied for second with 9 touchdowns. Teammates Wes Welker and Julius Thomas also have 9 TD catches.

# Julius Thomas among rising crop of hoopsters-turned-tight ends

By Albert Breer  
NFL.com  
October 4, 2013

In his robust Inside The NFL Notebook, NFL Media's Albert Breer touches on multiple topics, including (click on each link to take you directly to the topic):

- » A common problem in the 0-4 starts of the Giants and Steelers.
- » A financial conundrum for the defending Super Bowl champions.
- » Potential candidates for the USC job.
- » And much more, beginning with the impact ex-basketball players continue to make in football ...

The Denver Broncos' new stud tight end might not know it all about football yet, but he knows a few things about another sport. So when Julius Thomas is asked if any of his teammates could take him one-on-one in basketball, he isn't beat off the dribble to the answer.

"No chance."

Could any come close?

"Two words, buddy," Thomas reiterates with a laugh. "No. Chance."

As it turns out, he's pretty competitive with those guys in football, too.

Thomas is only one of many to seamlessly transition from hardwood hero to tight end in the NFL, where the term "box out" is becoming as common as "seal block" or "in-cut." New Orleans Saints star Jimmy Graham, who played four years of basketball and only one year of football at the University of Miami, was just named NFC Offensive Player of the Month. Jordan Cameron also started college as a basketball player and is emerging for the Cleveland Browns. Antonio Gates remains the patron saint of the genre.

Then there's Thomas, who has 18 catches for 237 yards and four touchdowns in four games as part of a Denver skill group overcrowded with talent. The third-year Bronco didn't play football in high school, and when intrigued by the sport as a Portland State freshman, his basketball coaches told him he first had to exhaust his hoops eligibility. So after an illustrious career on the court, Thomas went out for football in his fifth year and showed enough to convince the Broncos to spend a fourth-round draft pick on him in 2011.

Thomas' athleticism, at 6-foot-5 and 250 pounds, never was a question. But Thomas said the light didn't really turn on for him until last spring, after two injury-plagued seasons.

"No question, it's still a battle," he said. "There are still things I struggle with. I always say, I learn more than any other player every practice. There are so many situations where you don't know how to react, what technique to use. This is still my first year getting a lot of playing time. It's a learning process."

Conversely, the upside with these 6-5 collegiate power forwards is so great that NFL teams are doing all they can to make sure they aren't caught flatfooted on the next Gates.

The Philadelphia Eagles have taken it to another level, assigning a scout to watch college basketball. Other teams ask their area guys to inquire about college hoops players whose skills might translate. Former Green Bay Packers general manager Ron Wolf used to staff the NBA's pre-draft camp in Portsmouth, Va.

Most guys don't make it. Enough do, though, to make it worth investing in the evaluation.

"Look around the league, and you see the athletes who are winning those one-on-one matchups -- a lot of them have a basketball background -- and we wanted to make sure we're researching guys that might be part of the next wave," Eagles GM Howie Roseman said. "Most of the guys, you see them, you don't know if they'll have the chance to play in the NBA, based on their body type. But that (6-5 power forward) body type is perfect for football."

More traditional prospects bolster the idea.

Tony Gonzalez played both sports at Cal. Martellus Bennett, who initially declared for the NBA draft out of high school, played hoops and football at Texas A&M. Mercedes Lewis played both sports during his freshman year at UCLA. And many others were high school basketball superstars.

Gates' story is a little different. He was a star recruit in both sports and went to Michigan State, where Nick Saban informed him he couldn't play basketball. Gates bounced around from there, eventually landing at Kent State to play hoops. But he never lost his basic football skills and quickly reassimilated when given the chance, becoming a starter for the San Diego Chargers midway through his rookie year after signing with the team as an undrafted free agent.

"I think he played basketball like a football player," said Clancy Barone, who coached Gates in San Diego and now is Thomas' position coach in Denver. "I watched his tape from Kent State, and he was physical, he had that body type, 265 pounds. In his mind, he probably never stopped playing football. He just stopped doing it on the football field for a while."

Those who saw Gates' amazing rise always identify it as an outlier: "The short answer is that if we knew, we would've drafted him," said John Spanos, the Chargers' executive vice president of football operations. "Any team would have. We saw a lot of athletic ability, but Antonio deserves the credit. You have to work hard, and he worked real hard, and made great strides quickly."

More common is a situation like the one unfolding now in Kansas City.

The Chiefs tried out ex-Wisconsin-Milwaukee power forward Demetrius Harris in the spring and, according to GM John Dorsey, watched the former Arkansas all-state high school receiver "catch the crap out of the ball." The process has been slow and steady since, but Harris showed enough promise to make the practice squad.

"Watching how he played basketball, you ask the questions, 'As he works in the paint, is he physical? As he works in the paint, does he catch the ball? Does he have good footwork?' " Dorsey said. "And then you put him through a football workout."

Is the idea of a football evaluator watching basketball tape a little funny? Sure. Still, scouts can glean traits such as body control, explosiveness and ball skills from that footage, knowing plenty of teaching in areas like blocking will be needed.

From there, the way Thomas sees it, the rest of the move is simple.

"In basketball, you're constantly looking for ways to get the ball," Thomas said. "The only way to get the point guard to get you the ball is to get open. You're coming off screens, you're fighting in the paint, it's a continuous battle to get open. Same thing with football."

Maybe soon, Thomas will be as much of a load on the practice field as he is in pickup games. At the very least, no laughing at the idea anymore.

# Danny Trevathan off to a running start toward Denver Broncos stardom

By Joan Niesen  
The Denver Post  
October 11, 2013

Sing it, Danny.

Sometimes, it's rap. We about this life, we about this life.

Other times, it's country. You only live one life. Why not go get it? Why not laugh at the hard times, because you know you're going to get better? Why not laugh at the good times, because you know you're going to be great?

Here's the thing, though: These jams aren't music.

Broncos outside linebacker Danny Trevathan is standing at his locker, and these are just the words that flow out of his mouth, his version of conversation. He grins to reveal a gold grille on his bottom teeth, looking like an improbable cherub trapped in a linebacker's 240-pound body. He's disarmingly, unexpectedly poignant.

Kid could have been a poet if football weren't his poetry. It's a poetry of instinct, of reflexes. Of speed. You see, Trevathan is running, always running. He could have slowed, maybe, when he was asked to bulk up to play linebacker. He could have slowed when he was overlooked for the Butkus Award, given to the top college football linebacker, in 2011. He could have slowed, but that's just not how he goes about life.

"If running's been a part of your life since forever, it's nothing to just get faster," he said.

Coming out of high school in Florida, Trevathan ran himself to Kentucky, where he was a starter by his sophomore year. Trevathan ran himself to become the best tackler in the Southeastern Conference by his junior season, all the while convincing his coaches they should let him return punts. (They did, briefly, in a few practices and scrimmages.) Even now, Trevathan said, he would be happy to take on those duties for the Broncos, and he's not so sure he couldn't outrun speedy returner Trindon Holliday, perhaps the NFL's fastest player.

"You give me two months to train," Trevathan said, "and I'll give him a run for his money."

Smile, shrug. Danny being Danny.



Speed, though, can be a fickle mistress. Speed was Trevathan's currency, and yet at the 2012 NFL scouting combine, it failed the 6-foot-1, 240-pounder. A tweaked hamstring slowed his 40-yard dash time and teams backed off. The Broncos, one of the few teams to learn of the injury, were able to grab him in the sixth round of that spring's draft, not concerned that he ran a 4.82 at his pro-day workout before the draft, knowing he ran a 4.45 when healthy.

A year and a half later, that pick is paying off. He is tied for the Denver lead in tackles, with 35, and even his Week 1 gaffe — he dropped an interception return for a touchdown just inches short of the end zone — can't keep the 23-year-old down. After that incident, he vowed he'd make up for it, and when linebackers coach Richard Smith called him that night to make sure he was OK, he most certainly was.

Thing is, for all that running, Trevathan isn't one for looking back. Raised by his mother and stepfather in Ohio, then Florida, Trevathan said there were plenty of times in his childhood when he didn't know where he'd be getting his next meal. He hasn't seen his father since he was a toddler. The elder Trevathan was incarcerated and released only recently.

Maybe Trevathan is running from his past, or maybe he's just running toward something better. Four weeks after that first fumble, Trevathan snagged another interception, at Dallas last Sunday, and held on tight. That pick set up the Broncos' winning field goal in a 51-48 shootout.

He knows his big play against the Cowboys doesn't completely erase his Week 1 foible; the past remains, but he can make up for it. Trevathan will earn his keep making big plays, and his coaches think he's just now finding his rhythm. Smith said Trevathan still is discovering how best to use his speed to his advantage.

"You can coach technique and scheme, but it's hard to coach instincts, and he's got a lot of that, that you can't really coach," Smith said.

That's Trevathan: You can't coach it, you can't explain it, you can't make it up. He's the kind of person, the kind of player, where it's best to let things flow — the words, the game, all of it. It's fast, and it's fun, and it's unfailingly Danny.

"I always like being myself, no matter what," Trevathan said. "I'm going to smile, and I'm going to show my nice teeth off. I'm going to show them the good side of who I am."

Another smile, another shrug. Now, finally, there's nowhere for Trevathan to run, but that's not going to slow him down.

# In Defense of Big Dreams

Colorado native Mitch Unrein finally got the chance to be a Bronco.

Lindsey B. Koehler  
5280 Magazine  
August 2013

You know the type: They're the "big uglies," the human tanks, the kind of men who can carry three bills but make it look like two and a quarter. Guys with bear-paw hands and square heads and arms the size of grown men's thighs. On any given Sunday, the indentations of their belly buttons show through jerseys that look as if they're two sizes too small. These are men whose names you don't know but whose physiques give them away. They are linemen. Offensive, defensive—it doesn't matter. They're the muscle, the labor, the ignored-by-fans-but-loved-by-coaches supersized humans who don't get their jockstraps in a twist about the fact that glory rarely comes to those who do not play a skill position.

It would be easy to think physical makeup—genetics that engineer outrageous height, weight, speed, and strength—is the most critical factor in determining who will play the line in the National Football League. And maybe it is. A guy might be the most intuitive defensive tackle who ever stood the line of scrimmage, but if he's not 6-foot-5 and 310 pounds and can't run a 4.8 in the 40, he's not NFL material. So, yeah, DNA matters.

But there's something else. Lost in the mix of haughty wideouts sporting gold grillz and pretty-boy quarterbacks with supermodel girlfriends is the honest-to-goodness truth that playing in the NFL is a job. A go-to-meetings, show-up-on-time, study-the-playbook, understand-the-competition job. Players who don't treat it that way, who rely on their prototypical NFL builds or freak-of-nature athletic talents, aren't going to be employed for very long.

In short, work ethic is nearly as important as genetics. At least, that's what Mitch Unrein says as he looks out over Grasmere Lake in Washington Park. His 6-foot-4-inch, 305-pound frame makes the green bench he's sitting on look as if it had been made for a child. His sheer size would be intimidating if the 26-year-old, third-year defensive tackle for the Denver Broncos weren't so soft-spoken, if he didn't laugh so easily, if his hazel eyes didn't give away his earnestness. His pale skin begins to turn pink under the piercing sun, but he hasn't noticed. He's too busy talking: about college ball and the pro game. About his hometown of Eaton. About being a second-generation Coloradan. About the industrious parents who taught him the importance of hard work. Football players are notoriously ineloquent, but Unrein has an easy cadence. In 30 minutes, not one sports cliché has slipped past his lips.

What he does disclose is refreshingly candid: "I guess I'm what they call a lunch-pail guy," he says with a shrug. "I'm tough and competitive, but mostly I show up to work, I work hard, I'm consistent, and I get it done without too much

complaint.” He says this in a tone that suggests he’s simultaneously proud of and frustrated by the blue-collar moniker.

By all accounts, Unrein had a solid sophomore season in 2012 with two starts, 20 tackles, and at least two highlight-reel-worthy plays. But playing behind Justin Bannan and Kevin Vickerson, two of the better defensive tackles in the league, Unrein only saw 280 snaps (most NFL teams average 60 to 65 offensive plays a game). It was enough to show great potential but may have been insufficient to earn him a starting job in 2013. Not that he’s complaining. Unrein is incredibly self-aware: He knows he’s of average athletic talent compared to other NFL players, he’s a bit undersized, and there are few people he could beat in a footrace. He has to put in more hours at the gym than the next guy—maybe even more than newly drafted rookie tackle Sylvester Williams—and, even then, he still may not be first on the depth chart. Unrein is used to that, at ease with being disregarded and underestimated. It’s happened time and again—and not just in the league. Until now, he’s been OK with it because, well, it’s always worked out for him in the end. But with a one-year, \$555,000 contract with the Broncos set to expire at the end of this season, Unrein would be being dishonest if he said he didn’t want to give the organization he rooted for as a child every reason to keep him.

Life is different growing up in a house only accessible by dirt road. Long stretches of mud-caked gravel denote a degree of isolation, of self-sufficiency, of a lack of need for creature comforts. Dirt roads separate those who don’t mind being able to see into their neighbor’s kitchen window from those who feel claustrophobic without acres of rolling farmland for a backyard. Mike and Kay Unrein fall into the latter group.

The modest red brick ranch house hugs one corner of three acres of undulating land the Unreins purchased in 1990, when they escaped the too-crowded neighborhood where they had lived in downtown Eaton, population 4,467. Their fondness for wide-open spaces comes honestly. Mike was born and raised by a construction worker dad and a homemaker mom in the Eastern Plains town of Sterling. He had seven siblings. Kay was born in Burlington and reared in Stratton, 150 miles east of Denver. She also was one of eight kids.

So it’s hardly surprising that after meeting in a bar in Sterling and marrying five years later, in 1977, the Unreins remained on the Plains (first in Sterling and then in Eaton) and had six kids: Nicole, Natalie, Michael, Marty, Mark, and finally Mitch, the baby of the family, who as a youngster liked to dress up as either John Elway or a cowboy every day and was somehow saddled with the nickname Pig. “I really don’t remember how it started,” Mark says. “I just know we kept calling him Pig mostly because he hated it so much.”

That’s the way the Unrein house was. No one got a free pass on anything. Don’t like your nickname? Too bad. Got roughed up playing football in the front yard? Shake it off. Not thrilled about having to slaughter a chicken? Suck it up. It wasn’t an unloving home—quite the opposite—and the Unrein kids never wanted for much, but there was precious little coddling. And that was by design. Mike and Kay

wanted their kids to be self-reliant, to understand no one owed them anything, and to know they shouldn't depend on anyone but themselves. Above all, their kids would know the meaning of hard work.

Mike and Kay didn't just preach; they taught by example. Right out of high school, Mike went to work roughnecking on oil rigs in Colorado, Nebraska, and Wyoming, working nearly every week, often for six or seven days straight. He would labor 24 hours a day, sometimes in 50-below temps. Even when the kids were young, the schedule remained the same. Mike didn't have a choice: The money was good. He had to go where the work was.

That meant Kay took care of the kids by herself much of the time. It was a job no less grueling than being on the rig, but Kay—who was gentle and kind but could still drop the hammer on her ornery boys if necessary—didn't mind the responsibility. She handled the laundry, the cooking, the shopping, trips to the doctor, visits to the dentist, haircuts, school plays, homework, PTA meetings, birthday parties, sleepovers, boyfriends, girlfriends, and, especially, sports practices. Mike and Kay never pushed athletics on their kids; in fact, they were never allowed to play on expensive and time-consuming traveling or club teams, although they could have. The Unrein kids were all gifted—and extremely competitive—athletes. The girls were swimmers. The boys were wrestlers and football players. None of them would have admitted it back then—Mark will only begrudgingly acknowledge it now—but as Mitch progressed through high school, it became obvious to everyone that he was not only the most adept competitor in his family, but he was also one of the most capable athletes among his peers.

Capable, yes...but impressive? The football coaches at University of Colorado Boulder and Colorado State University, where Mitch had dreamed of playing on a scholarship, weren't convinced. Perhaps they were unenthused by his play at linebacker, or maybe they thought he was too small at 215 pounds. More likely they simply overlooked him because he played for a tiny rural high school. Whatever the reason, the youngest Unrein got his first unsavory taste of being unwanted as a high school senior when the state's two big-time programs failed to offer him a place to play. It was disheartening not just because Mitch loved the game of football, but also because, like his sisters and brothers before him, Mitch was responsible for putting himself through college. A scholarship would've meant carrying a significantly lighter debt load after graduating with a criminal justice degree.

Mitch's sister had swam and two of his brothers had played football at the University of Northern Colorado on small scholarships. Mitch could have followed suit; coaches at UNC were begging him to play there. But he felt he owed it to himself to at least try to play at a Division I school. When the University of Wyoming nudged him to accept preferred walk-on status, a designation that meant he'd play but wouldn't receive any financial aid, he took it. Just weeks after arriving in Laramie to play for head coach Joe Glenn, the program realized what it had in Unrein and promised to scrounge up scholarship money for the Colorado kid's red-shirt freshman season.

Unrein played brilliantly—mostly at defensive end—for a subpar Wyoming program that went 22-27 during his tenure. As his father Mike says: “Mitch became very familiar with the agony of defeat—and it wore on him a bit.” His senior year, however, was less of a downer. Although Unrein’s tackles total was significantly lower than in his junior and sophomore seasons—probably because of a nagging injury Unrein didn’t disclose to anyone but his defensive line coach—the Cowboys earned a trip to the New Mexico Bowl, where Unrein was named defensive MVP in a 35-28 double-overtime win. It was an unexpected exclamation point on a college career that wasn’t often flashy or victorious, but that was successful enough to make Unrein believe he might have a shot at playing on Sundays.

Of course, less than two percent of NCAA football players go on to the NFL. For a guy who was underrecruited out of high school and played defensive line in a midmajor college conference, the percentages were probably even worse. But people were talking about him. There was chatter around the sports agent water cooler that there was a sleeper in Wyoming—a kid who loved the game, who could flip the switch on game day, who was a relentless worker, and who had a remarkable capacity for enduring pain.

Unrein didn’t talk with his family much about his aspirations to play pro ball, but he discussed them at length with his Wyoming teammate and roommate Danny Dutmer, a one-time NFL hopeful himself. “Mitch was a humble guy,” Dutmer says, “but he wanted it. I knew he wouldn’t just give it up.” Unrein did want it—but he also knew what he didn’t want: to end up in the oil business like all three of his brothers had after college. And he really didn’t want to end up busting his ass on an oil rig—a job his then 60-year-old father couldn’t seem to shake. “Mitch came with me out to the rig one year over his spring break,” Mike Unrein says, chuckling at the memory. “I remember him saying he needed to practice harder so that he wouldn’t have to roughneck.”

Working a rig became a more realistic possibility, however, when Unrein went unselected in the 2010 NFL draft. Although he had interviewed with teams such as the New York Giants and the Chicago Bears leading up to the draft and taken dozens of calls from seemingly interested organizations during the latter rounds, Unrein found himself a rookie free agent on April 25, 2010. Unrein’s agent, Sunwest Sports’ Frank Bauer, told his young client not to worry, that being a free agent was not a catastrophe. Big names like John Randle, Kurt Warner, Arian Foster, Tony Siragusa, James Harrison, Tony Romo, Victor Cruz—all those guys were at one time undrafted rooks. Days later, it looked like Bauer had been right. On May 7, Unrein became a Houston Texan with a \$7,500 signing bonus. But the contract was short-lived: Unrein didn’t make the 53-man roster or the eight-man practice squad. By mid-August, he was living back at his parents’ house in Eaton.

Mike and Kay say they would’ve given him a week or two to lie on the coach and wallow, but within days their 23-year-old son had gotten a job—cleaning residential sewer lines—that would pay the bills but still allow him enough time for training, which his agent told him was critically important. Unrein also began assisting his old high school football coach, Kevin Ross, with Eaton’s 2010 squad. It was a

productive and feel-good way to pass the time until Bauer could find an NFL team that needed a practice-squad guy, something the agent was certain would happen at some point that fall. Unrein was less confident: He had begun to entertain the idea that the dream was over. He was disappointed but pragmatic. Football was the career he had always wanted, but he knew he could find another line of work.

On the morning of October 19, 2010, Unrein was getting ready to hit the gym when his cell phone rang. He missed the call. When he had time to listen to the message a few minutes later, he realized how critical the call had been. The message was from Bauer: The Denver Broncos wanted Unrein in the Mile High City for a physical in just under two hours. He packed an overnight bag, called his sister, Natalie, who was living in Denver at the time, and pointed his old Pontiac Grand Prix south on I-25. Less than 24 hours later, Unrein had gone from cleaning sewers and volunteer coaching high school kids to being a practice-squad signee, donning number 96, and lining up against guys like Kyle Orton, Tim Tebow, Knowshon Moreno, Chris Kuper, J.D. Walton, and Zane Beadles at Dove Valley. The kid who grew up in Colorado and pretended to be ol' No. 7 had lived up to his own expectations. He was a Denver Bronco.

If you've ever seen the movie *Rudy*, you have an idea of what it's like to be on a football practice squad. You also probably know that, unlike the Hollywood version, it's a punishing existence that rarely, if ever, ends with a Rudy Ruettiger-style, carry-him-off-the field celebration. For Mitch Unrein, however, it was the chance he'd coveted. In the second half of the Broncos' 2010 campaign, Unrein played the line, endured brutal hits, and got back up in the name of getting Kyle Orton and the rest of the active roster guys ready for opposing defenses. Practice squad players go to every organized team activity (OTA), watch all of the film, run all of the special teams reps, and participate in all of the lifting sessions, but their pay is considerably lower (in 2010, the minimum pay was \$5,200 per week), they don't accrue credited seasons that count toward retirement, and they aren't allowed to play in games. Still, there are upsides: As a rookie, time on the practice squad allowed Unrein to learn the defensive tackle position, fine-tune his technique, and begin catching up with the accelerated speed of the pro game.

Practice squad players don't experience the pressure of Sundays—but they deal with a different kind of stress. These men are playing to win a livelihood. Their sole goal is to make the following year's 53-man active roster, and they know they're being evaluated every day. The game of football takes an obvious physical toll, but the uncertainty of the career path can exact an emotional toll that's equally taxing. Fortunately for Unrein, the improvement and consistency he displayed as a practice squad signee and during OTAs and summer camp before the 2011 season compelled head coach John Fox and company to put him on the active roster for a team that would ultimately go into the second round of the playoffs with Tim Tebow under center.

Unrein played in 14 games and made eight tackles during the 2011 season, but he rarely saw more than 10 plays per game. Still, he was improving. And after having experienced the sensation of running out of the tunnel at Sports Authority Field at

Mile High dressed in home orange, Unrein was determined to increase his on-field presence. So when the defensive staff asked Unrein to put on 15 pounds of lean mass in the offseason, he did exactly that.

The added bulk worked. Going into the 2012 season, his second full year on the active roster, Unrein felt stronger and more capable—and it showed. Defensive line coach Jay Rodgers regularly rotated him in on the defensive line in the first weeks of the season. And other coaches—offensive coaches—began to take notice of Unrein's abilities as well.

It started out simply enough: The O-line coaches wanted number 96 to line up for an extra push on goal-line plays. Maybe give Peyton Manning some extra space and help Willis McGahee find the end zone. Plus, coach Rodgers, who says he's pretty sure Unrein would go in at wide receiver if someone asked him to, didn't mind his tackle playing both ways. He knew it was important to Unrein to contribute to the team—and that's difficult for any coach to refuse. But then tight ends coach Clancy Barone asked a question the young defensive tackle wasn't expecting: "Can you catch, kid?"

"I just said, 'Yes,'" Unrein says. "But, really, I had no idea if I could catch." His hands didn't fail him when the team rehearsed what became known as the Cowboy Package, in which Unrein lined up as a fullback and slipped through the unsuspecting defense to catch a short-yardage pass. "I made sure to catch everything Peyton threw at me in practice," he says. "Then I'd take more throws from Brock Osweiler and Caleb Hanie after that."

It was never really clear to Unrein whether head coach John Fox would call the play in an actual game—until there was 8:56 left in the first quarter of the December 2, 2012, contest against the Tampa Bay Buccaneers. "They called the play," Unrein says, "and I just kinda looked around like, Really? The one where I go out and catch the ball?" No one had time to answer his quizzical look. Unrein says the play happened so quickly he didn't have time to get nervous before the ball was snapped.

The Fox Sports announcers immediately noticed Unrein had lined up as "an extra lineman for blocking" for first and goal from the one-yard line. The Bucs' defensive end and linebacker also clearly thought Unrein had been brought in as a fullback to block for a running play. The two defenders bit hard on the run, allowing the 305-pound fullback to bounce off the DE, rumble out to the left, and find the front corner of the end zone at Sports Authority Field. An uncharacteristic duck of a spiral from quarterback Peyton Manning hit Unrein in the hands, and after taking four or five baby steps to make sure he was inbounds, the kid from Eaton spiked the ball. Joel Dreessen, Zane Beadles, Ryan Clady, and Virgil Green joined Unrein in the end zone as did Manning, who gave the second-year player a high five and a helmet bump before handing him the ball and telling him "nice job."

In a moment that big men everywhere celebrated—and envied—Unrein captured a bit of the glory that so often escapes the hard-working boys in the trenches: He

became the first defensive lineman in the history of the Denver Broncos to catch a touchdown pass. "I kinda wish I'd done a little dance," Unrein says, laughing at the thought of it. "I was so excited I didn't know what to do. It's probably just good I didn't embarrass myself."

The AFC divisional playoff game on January 12, 2013, hadn't gone exactly to plan. Despite the fact that more than 76,000 fans had withstood temperatures cold enough to freeze a beer, and despite the fact that late in the fourth quarter Denver appeared ready to send Ray Lewis into retirement, the Broncos let the fairy-tale season slip away. The air in the blue-and-orange-clad locker room after the final seconds ticked away in the 38-35 double-overtime loss was heavy with tension. The muted sounds of men showering and dressing, mostly without talking, were punctuated by sporadic outbursts of anger. Unrein was heartbroken by the loss—not because he had played poorly (he hadn't) or because he didn't know what it was like to lose (he certainly did), but because he had never before been part of a team with such chemistry and talent. He had truly believed they were going to the Super Bowl. When he finished dressing, he walked out into the hallway in the belly of the stadium. His sister and brother were there waiting for him, ready to console him with a hug—and a trip to La Loma, a Mexican restaurant near Sports Authority Field Unrein likes to visit after games.

Before they left the stadium area though, they made a stop at the family tailgate. Most players don't visit the parking lot on Sundays, but Unrein makes his way there before and after most home games. Why? Because at every game held in Denver, including those played in subzero weather, number 96 has a huge contingent of tailgaters. With seven aunts and uncles from both sides of his family—and all of their spouses and kids and their kids' kids—as well as his five siblings and their families, the parking lot cookout is a well-attended affair. In fact, Unrein has so much family in Colorado—he estimates the number could be in the hundreds stretching from Brighton to the Kansas line—that his jersey is one of the few, if not the only, nonstarters' jerseys being sold in the Broncos team store at Sports Authority Field.

Although his jersey hangs next to Peyton Manning's, he shares the field with Pro Bowl defenders like Champ Bailey and Von Miller, and Broncos defensive line coach Jay Rodgers says he would trust Unrein's play in any situation, Unrein is mostly still in awe of his position. He sometimes can't help but smile when John Elway sits down with him to have breakfast at Dove Valley and asks about Unrein's girlfriend of more than two years, Corey Cogdell, an Olympic bronze medal-winning trapshooter who trains in Colorado Springs. Unrein has to pinch himself when he looks at the Tampa Bay game ball, signed by Manning, which sits atop his trophy case in the condo he rents in Englewood.

That's probably because Unrein still just thinks of himself as a guy from Eaton. He still has dinner with his old high school football coach Kevin Ross. He likes to play golf but says he isn't very good so he usually just plays at a little par 3 near his condo. He took his first-ever extended vacation during this past off-season, but he doesn't like missing too many days of training. He sends gently used cleats and



gloves from his teammates to Eaton High School's football team, and last year he secured some old gym equipment the Broncos were going to donate for the school's weight room. He does signings and appearances and shows up on a few local billboards for the Weld County Garage, a dealership in Greeley that gave him a new GMC pickup to drive in return—otherwise, Unrein says, he'd just be driving the old Pontiac he got right before leaving for college.

The humility Unrein projects is just who he was raised to be: an easygoing kid from a blue-collar family who never took anything for granted. But it would be a mistake to think Unrein doesn't aspire to break free of that anonymous lunch-pail-player label someday. Not to change his workmanlike ways or to be someone he wasn't taught to be, but to see that work pay off with a multiyear contract.

With the first of four preseason games on August 8 and 16 regular season games stretching out ahead of him, Unrein wants to live up to the team's expectations. He knows he'll need to produce in a big way—with consistency on the run, proficiency against the pass, and 30 or so tackles with a sack or two—to do that. If he doesn't, Unrein understands his days with Denver—who would have to sign him to a multiyear contract or pay him more than \$2 million for one year as a fourth-year player—could be numbered. Unrein says he would rather be here in Denver, live near his family, and play as a Bronco forever. It would hurt, he says, if that couldn't happen. But if his contract runs out and Denver can't keep him, Unrein will simply go where the work is. "It may not be in Denver," he says. "But if I can make a living in this job—if you can even call it a job—I'll go wherever I need to go to do that."

# Defensive tackle Kevin Vickerson pumping more horsepower into Broncos

By Mike Klis  
The Denver Post  
November 16, 2013

Broncos defensive tackle Kevin Vickerson and his older brother Quartez were close growing up in Detroit.

Their dad worked 32 years on assembly lines for General Motors. Mom worked on the GM lines for 30 years.

"Detroit through and through," Vickerson said.

The Vickerson brothers became very good football players, defensive linemen to be exact. Quartez was cut by the Tennessee Titans on Aug. 26, 2007. The next day, Kevin was cut by the Miami Dolphins.

Two months later, the Titans signed Kevin to their practice squad and soon thereafter to their active roster. He hasn't looked back. He's been playing in the NFL for going on seven seasons, four with the Broncos.

He will be a starter for the Broncos on Sunday night against the Kansas City Chiefs in their AFC West showdown at Sports Authority Field at Mile High.

It's not too much of a stretch to say it all started when Vickerson replaced his older brother in the Titans' grand plans.

"I'm looking at my brother like, 'Uh,' " Vickerson said this week. "He's like, 'What the (heck)? You took my job?' I'm like, 'No, bro. I've got no control over it. You think I wanted to leave Miami for Tennessee? That's not the case.' "

NFL fans who think Broncos rookie defensive tackle Sylvester Williams is developing slower than expected for a first-round draft pick should become familiar with Vickerson's story.

Vickerson spent two seasons with the Dolphins without playing a down. He spent two more seasons with the Titans without starting a game. He didn't start playing regularly until his fifth NFL season, and it wasn't until he arrived in Denver just days before the 2010 opener that his career took off.

For whatever reason, defensive tackle is a position that takes time.

"If you go in there with nothing but muscle, it's not happening," Vickerson said. "Those are older men blocking you."

You have to hit at different angles, different techniques.

"A lot of what helps slow the game down for you is being able to pick up on keys. I try to help Sly and try to work on little things and he's catching it. But it's also a confidence thing and I think he's just starting to get it."

Vickerson's two best NFL seasons were his most recent. When playing the "three technique" defensive tackle position, he's been able to disrupt the backfield, as he did against the San Diego Chargers last weekend in a 28-20 victory for the Broncos. And he's been a space eater when asked to play the nose position.

The inside combination that has worked for the Broncos this season has been 340-pound Terrance Knighton at right defensive tackle with the 325-pound Vickerson on the left.

"That's part of what I was saying about Sylvester not getting in yet," said Jack Del Rio, the Broncos' defensive coordinator and interim head coach. "His time will come. But part of the reason why it hasn't come yet is Terrance and Vickerson are playing great football and Mitch (Unrein) is a swing guy who can play multiple positions."

"When Vick is motivated and playing well, he plays as well as anybody at that position. He gives us some real quality snaps. He likes to think he can be in there every snap. We think he's good in the rotation we give him."

As this country knows, Vickerson's hometown has endured rough times in recent years. He's motivated to give his new family a better life. He and his wife, Maurica, have five children, all boys.

It's why Vickerson lets Del Rio know he can be a three-down defensive tackle — instead of one who primarily plays in the base.

"If I don't push myself to get more, I won't get more," Vickerson said. "I can never get complacent. I do that, I'm out of the league."

# Unheralded Kayvon Webster makes his mark on Broncos special teams, filling in at nickel

By Mike Klis  
The Denver Post  
September 26, 2013

Maybe the ever-expanding subculture of draftnik geeks do have lives.

They all whiffed on Kayvon Webster. Small school. Losing football program. No picks.

If the stereotype were true, and all those bloggers, fast talkers and big-haired draft overanalyzers really did spend all day in dark rooms watching film, they would not have overlooked that Webster represents the new breed of bigger, stronger cornerback.

The Broncos didn't miss him.

"We talked to him at the combine," said Broncos secondary coach Cory Undlin. "We wound up working him out. Off the tape, you watch 45 guys, the athleticism he had, the fact he was physical — his physical play stood out."

One doesn't have to be a draftnik to see that now. In the Broncos' fourth and final preseason game against Arizona, Webster was lucky he didn't get fined for the three punishing hits he delivered.

And when nickel back Tony Carter went down with an ankle injury Monday night against the Oakland Raiders, Webster, a cornerback who has 4.34-second speed in the 40-yard dash, went in and delivered two more shoulder-popping blows.

"I played linebacker in high school," Webster said. "That's probably where I got it from. It stuck with me."

If Carter's ankle and Champ Bailey's foot need another week to recover, Webster will be the Broncos' nickel cornerback Sunday at home against the Philadelphia Eagles.

"If not, I'll do my thing on special teams," Webster said.

"Guys on the sideline are licking their chops to play," said linebacker Wesley Woodyard. "Kayvon, he's been doing that since the preseason. I've been watching

him knock people out. He's a good corner, and I think he's going to be one of the best corners eventually, in the future."

John Elway, the Broncos' boss of football operations, put out word to his scouts, coaches and administrative assistants that he wanted bigger corners.

"Elway said that?" Webster said.

Yep.

"Why's that?"

Elway has said he didn't like throwing against them during his quarterback days. And look at what the Seattle Seahawks are doing with Richard Sherman and Brandon Browner. Size is relative, and at 5-foot-11, 198 pounds, Webster is a good-sized corner. Bailey weighed 184 pounds when he was drafted out of Georgia. He's at 192 now.

When Webster was drafted in the third round — a good round or four higher than the draft blog sites projected — the Broncos had followed Elway's orders and completed Phase I of their big-corner transition.

"We have," Undlin said. "We got Dominique (Rodgers-Cromartie in free agency). It's obviously a bonus to have bigger guys because of the way offenses are now built. You see how big these receivers are now."

When Webster grew up in the Miami area, one of his best childhood friends was Stedman Bailey, who became a star receiver at West Virginia. Two picks after the Broncos took Webster at No. 90 overall in the third round, the St. Louis Rams took Bailey. Kenbrell Thompkins, a New England rookie who caught two touchdown passes from Tom Brady last week, also was part of the neighborhood.

"We played a lot of backyard football together growing up," Webster said.

Webster was recruited by Alabama, Florida, LSU and Miami, among others. He went to South Florida, where he played a ton, but didn't win a lot.

Since joining the Broncos, Webster didn't get many reps during the offseason practices, but by the end of the preseason, he had come a long way.

"Everything I tell him, he listens and applies everything," Champ Bailey said. "He's tough. He plays hard. Smart. Wants to be great. Everything you want. He never complains, either."

# Denver Broncos Wes Welker quickly adjusts from Tom Brady to Peyton Manning

7News

October 3, 2013

ENGLEWOOD, Colo. - Spurning Tom Brady for Peyton Manning had nothing to do with the cash, the catches or the cachet.

Wes Welker just wanted to play in Denver's star-studded offense and continue his quest for a Super Bowl ring in the Rockies.

So, he traded Picasso for Michelangelo. Or maybe it was the other way around.

Welker is loath to compare the two premiere passers of his generation, suggesting that's like asking an art aficionado to choose between the greatest.

What the Broncos had to offer was the chance to play with two rising young receivers in Demaryius Thomas and Eric Decker.

They combined for almost 2,500 yards and two dozen touchdowns in 2012, so Welker figured there was no way he'd post the kind of numbers in Denver that he did in New England, where he averaged an NFL-best 112 catches over the last six seasons.

Wrong.

Welker is on pace for 104 receptions and he's already matched his touchdown total from all of last season with six, putting him on pace to challenge Randy Moss's record of 23 set in 2007, when Brady threw for an NFL-record 50 TDs.

Manning is on a 64-TD pace, and Welker has a lot to do with that, even when he's not the one spiking the ball in the end zone.

By commanding so much attention in the slot, he's freeing up Thomas and Decker for more 1-on-1 opportunities and both have exploited those mismatches.

Throw in tight end Julius Thomas, and Denver's "Fearsome Foursome" has 97 catches for 1,236 yards and 15 touchdowns so far.

No wonder Broncos boss John Elway said in the summer that he was "truly jealous of the weapons that Peyton gets to throw to."

Any quarterback would relish this group of hard-working, selfless route-runners who stay on point every snap because they know if they can get open, the ball will probably be hitting them between the numbers.

Welker has proven especially effective in the red zone, weaving his 5-foot-9, 185-pound frame free for TDs with everyone eyeing Manning's bigger pass-catchers, who average 6-foot-3 and 233 pounds.

"Well, he's extremely difficult to cover," Manning said. "... We get the screens to him, we've got the quick stuff to him. We put him in the backfield (Sunday). That was something we haven't shown before. It's a credit to him that he has that type of versatility. You can do different things with him."

Welker hasn't just made the Broncos' high-octane offense run smoother, but he's burnished the Broncos' defense, as well.

Coach John Fox said his defensive players were even more enthusiastic than his offensive players when Welker chose Denver's two-year, \$12 million deal over New England's \$10 million offer "because we don't have to cover him anymore except in practice."

Cornerback Chris Harris was especially excited.

He'd had enough tussles with Welker to know this was going to be a good thing for both of them, and all those hours they put in against each other in the spring and summer are paying off as the leaves turn color.

"You're seeing what he's doing to the slot corners," Harris said. "And I'm going out there, I'm not even getting thrown at. So, it's kind of works both ways."

It's rare for one player to make such a big difference on both sides of the ball, but Welker isn't one to relish his impact mid-stream.

He knows there's plenty of progress still ahead.

After all, it took several seasons for him to get on the same page as Brady, and he and Manning are still working out the kinks.

"It doesn't just happen overnight," Welker said. "You almost have to mess it up on the field first and come back and talk about it and get it right the next time."

Dallas coach Jason Garrett, who was the quarterbacks coach in Miami in 2005-06 when Welker was just starting out with the Dolphins, said he expected nothing less than Welker's seamless transition in Denver.

"He's a very difficult guy to cover. Quarterbacks love throwing it to him," said Garrett, whose Cowboys (2-2) host the Broncos (4-0) Sunday. "So, really no

surprise for me how quickly he got himself acclimated and how well he and Peyton are playing together."



# Wolfe Feels 'Blessed' To Be Back In Action With Broncos

By Jesse Sarles  
9News Denver  
October 1, 2013

DENVER (CBS4) – During the first half of the Broncos win against the Philadelphia Eagles Broncos defensive lineman Derek Wolfe said he got so fatigued that it hurt to sit.

Wolfe said on Xfinity Monday Live he's never been as tired in his life as he was in the second quarter on Sunday after a fast start by Eagles quarterback Michael Vick and their fast-paced offense.

"They tempo-ed us pretty well, and it's a high powered offense. So they keep going and going and coming at you," he said. "So it's not easy to substitute guys in. You're going to have to play seven to eight plays straight at a fast tempo at no rest."

But for Wolfe, it never hurt so good. The Broncos defense eventually got things figured out, and the final score was a very enjoyable 52-20.

Wolfe said doing fast-paced, no huddle drills against Peyton Manning and the Broncos offense in practice helped them prepare for what the Eagles threw at them. He also praised defensive coordinator Jack Del Rio for the attitude and swagger he has given the defense.

"Obviously Jack did a great job of putting in a scheme that made it simple for us as defensive linemen to just line up and go," he said. "And that's pretty much what we did the whole game. We just lined up and went."

Wolfe said on Xfinity Monday Live that he doesn't take winning for granted. And he doesn't take playing for granted either after what happened to him in Seattle six months ago.

"It's kind of weird to watch yourself get hurt. I don't really like watching it," Wolfe told CBS4's Vic Lombardi as footage of his scary injury against the Seahawks during the preseason was shown during the CBS4 show. "I bruised my spinal cord and it could have been a lot worse than it really was. I'm blessed. I'm lucky to be here."

Lombardi asked Wolfe if he believes professional football is safer with a slew of new rules that have been instituted in recent years.

"It's not a safe game and you sign up for that. I'm not mad that it happened. It's part of the game; it comes with the territory," he said.

"Are you playing any differently since it happened?" Lombardi asked Wolfe.

"Absolutely not," Wolfe said. "You don't think about that when you're playing the game. If you do, you're going to get hurt even worse."

There's a reason why you haven't seen much of Wolfe in the Denver media lately. He was holding out on doing any interviews this season until he got a sack. And that happened on Sunday.

"They left the tight end one-on-one with me. And (Wesley Woodyard) actually missed it. He still wants half of that but I'm taking the whole thing," Wolfe joked.

# Klee: Woodyard the leader of Broncos' defense

By Paul Klee  
Colorado Springs Gazette  
November 8, 2013

DENVER - What's the international code for a tired athlete?

Hands on the hips. It screams, "I'm beat, man."

Now watch the Broncos defense at San Diego on Sunday. Watch Wesley Woodyard.

"If Wood sees me and Vick (Kevin Vickerson) with our hands on our hips, he'll slap 'em down," defensive tackle Terrance Knighton told me Thursday, "He'll knock 'em down. Next game, just watch."

Look, Ma. No hands. Not on Wood's defense.

And make no mistake about it: the Broncos defense is Wood's defense.

"He's the best leader I've ever been around," said Knighton, a fifth-year veteran. "By far. I couldn't imagine our defense without him."

But for how long will Woodyard remain the leader of the Broncos defense?

After this season, his sixth with the Broncos and in the NFL, Woodyard transitions into a precarious state. The linebacker becomes an unrestricted free agent.

Woodyard is the kind of leader you miss when he's gone. Quick, which games did the high-flying Broncos look most pedestrian? Jacksonville, a win, and Indianapolis, a loss.

Guess who didn't play? Woodyard was sidelined with a neck injury.

Don't let him be gone, Broncos. Commit to Woodyard, long-term.

This is the final year of Wood's contract. I get the impression the Broncos are committed to building their future defense around linebacker Von Miller, whose traffic tickets and vacant memory are no match for his generational talent.

I also get the impression they are committed to the real leader of the defense: No. 52. Here's an educated guess the Broncos will lock up Woodyard.

In a league where brushes with the law and locker-room shenanigans lead off SportsCenter more often than they should, Woodyard is one of the many good guys.

Being a good guy doesn't count for everything, but it should count for something.

"Wesley's a terrific leader for us," interim coach Jack Del Rio said.

In recent memory, the Broncos teams that advanced deep into the playoffs had a team captain at linebacker who could rally his teammates in the toughest games.

In that sense, Wood can be John Mobley. He can be Al Wilson.

Teammates appreciate Woodyard because he has their back. When a position coach asks what happened on a busted play, it's Wood who stands up and accepts accountability.

Now is the time when Wood needs to earn the big bucks.

With head coach John Fox in a North Carolina hospital bed, the impetus to keep this train rolling to the Super Bowl isn't on Del Rio or the coaches.

It's on the veterans in the Broncos' locker room, team captains like Woodyard.

"(Fox) called all the captains on Saturday and Sunday to kind of tell them what's going on," Peyton Manning said.

Outside the Dove Valley headquarters, Fox is underappreciated for the Broncos' 18-2 record since the last time Denver played at San Diego. His impact is not limited to what the world sees on NFL Sundays, but the enthusiasm he brings Monday to Saturday.

Absent Fox, it's up to the veteran players to slap their hands off their hips.

"Leaders have a calming effect on a football team," vice president of football operations John Elway said.

When the 2008 NFL draft passed and Woodyard wasn't selected, then-Broncos coach Mike Shanahan called him twice. The second call was to make certain Woodyard would join the Broncos as an undrafted free agent.

"It was an exciting moment for me," Woodyard said.

Here's another exciting moment hopefully still to come:

The day Wood signs his next contract with the Broncos.

# Broncos Visit Fort Carson

By Brandon Moree  
DenverBroncos.com  
November 12, 2013

Ben Garland and Steven Johnson visited Fort Carson Tuesday along with President Joe Ellis, a pair of former Broncos, four cheerleaders and Miles.

FORT CARSON, Colo. – Supported by thousands of fans each Sunday, on Tuesday – the players' day off – Ben Garland and Steven Johnson became supporters themselves as they paid a visit to soldiers at Fort Carson, presented by USAA.

"These guys are the real heroes," Johnson said. "We're just merely entertainers at the end of the day. When it comes down to it, these are the guys that we look up to."

Garland and Johnson were joined by Broncos President Joe Ellis, former Broncos Randy Gradishar and Ken Lanier, four Denver Broncos Cheerleaders and Miles the Mascot as they met with and presented game balls to soldiers in the 4<sup>th</sup> Combat Aviation Brigade and the 52<sup>nd</sup> Engineer Battalion.

In the morning, they Broncos met with the 4<sup>th</sup> CAB, who provided assistance in fighting the Black Forest fire this summer and in the evacuation of flood victims a few months ago.

"There's a war going on and they're fighting outside the United States and all of a sudden we have the catastrophes with the floods and or the fires here particularly – in Colorado Springs and up north with the floods," Gradishar said. "Having that local impact and seeing the military going out and being able to help our local citizens I know means a tremendous amount."

While in the hangar, the Broncos explored two different helicopters while the soldiers explained the purposes of different parts of the aircraft.

"They got to walk around on the aircraft and learn a little about what we do every day," Spc. Eric Embry said. "I think it's a pretty important job, what we do – looking up to these guys – maybe they get to come into our house and look around, take a step back and see who they're playing for and meeting real fans. We appreciate what they do so maybe they'll appreciate we do also."

During lunch with more soldiers and some of their families, the Broncos answered questions and Garland expressed his gratitude for all their hard work.

After lunch, the group met with the 52<sup>nd</sup> Engineers, who also helped in the fight against the Black Forest fire. They helped create fire barriers by digging holes to halt the progress of the flames.

Garland and Miles climbed up into some of the machinery the unit used and Garland drove a Hyex machine around.

The trip to Fort Carson is a part of NFL's Salute to Service campaign and was coordinated in conjunction with the USAA – the Broncos' and the NFL's official military appreciation sponsor. Ellis said that going to Fort Carson is the "one of the best days of the year" and the Salute to Service is "one of the best periods of the season."

Not only is the experience fun for the soldiers, it's fun for the Broncos, too.

"The support is mutual and everybody loves pro football," Ellis said. "I think a lot these people are Bronco fans, which makes it exciting. There's mutual admiration and mutual respect, which makes it a great day."

# Game Balls Dedicated to Bowlen, Fox

By Mike Morris

DenverBroncos.com

November 10, 2013

The Broncos dedicated game balls to Owner and CEO Pat Bowlen and Head Coach John Fox after their 28-20 win over the Chargers on Sunday.

SAN DIEGO -- The celebration in the visitors' locker room at Qualcomm Stadium following the Broncos' 28-20 win against the Chargers on Sunday resonated with a little added meaning. The team dedicated game balls to Owner and CEO Pat Bowlen for earning his 300<sup>th</sup> all-time victory and to Head Coach John Fox as he recovers from heart valve replacement surgery, which he underwent last Monday.

While earning a hard-fought victory against an AFC West foe and moving to 8-1 on the season was cause enough for celebration, Broncos players noted that helping Bowlen achieve the milestone made Sunday's win all the more special.

"I think a lot of the players felt honored to be a part of it," quarterback Peyton Manning said. "There are a lot of great players that have been a part of 300 wins – the entire time Mr. Bowlen has owned the team in 30 years. I think once former Broncos realize the statistic was accomplished today, a lot of players will take a lot of pride in it as they should."

"It's amazing," wide receiver Eric Decker added. "Just being a part of this organization for four years – and I haven't been anywhere else but out here – he's one of the best as far as taking care of his guys, organizationally. It's fun to come to work every day."

The work environment that Bowlen has provided throughout the entire Broncos organization is something that Interim Head Coach/Defensive Jack Del Rio identified in his postgame press conference as being pivotal to the organization's success over the years – and to the team's success this season.

"What a tremendous atmosphere he creates for us to work in – it's no wonder he's been this successful just based on the way he treats everybody and the atmosphere he creates for us to go to work every day in," Del Rio said. "So I'm very appreciative of that."

And Bowlen's players were equally appreciative of having the opportunity to be a part of the historic victory.

"It was great," linebacker Von Miller said. "This was Mr. B's 300<sup>th</sup> win – the fastest in 30 years. I know Mr. B got a game ball. It was well-deserved."

"His 300<sup>th</sup> win," wide receiver Demaryius Thomas added. "It felt great."

The team also dedicated a game ball to Fox, who has weighed heavily in the thoughts of players while he has been away from the team and recovering from surgery.

"That's big," defensive tackle Kevin Vickerson said. "That's exactly who it was for – Coach Fox, man. All the work he put in, all the stuff he does for us, this is a way that we can give him a hometown win. He's from San Diego. So getting this win for Coach Fox was big."

"He deserves it," wide receiver Wes Welker added. "He's our guy and we're playing hard for him. We've just got to keep racking up these wins."

Manning noted that Fox made a point to wish the team luck from a distance.

"He sent a lot of the players a text this morning wishing us luck. I talked to him Saturday before we got on the plane to fly out here," Manning said, jokingly adding, "I told him not to be yelling at me during the game, that's not good for his blood pressure. We'll see whether he did or didn't."

"I know he wanted to be here, but we got this one for him," Decker added.

Although Fox wasn't able to be there in person, his presence in the minds of his players certainly provided motivation.

"Guys were urgent. We wanted to get this win for Coach Fox," cornerback Chris Harris Jr. said.

"He has been in our thoughts and prayers all week," Manning added.

And while the team's game ball dedication to Fox in the locker room was symbolic, Manning noted that the Broncos are anticipating being able to present the ball to their head coach face-to-face.

"I know we look forward to presenting it to him in person," Manning said.

Until the team is able to do that, Vickerson left Fox with a message from the team as the Coach continues his recovery.

"Take it easy. Relax. We've got you," Vickerson said. "That's all. Just stay calm, stay cool, we've got you."



# Salute to Service Game Nov. 17

By Brandon Moree  
DenverBroncos.com  
November 7, 2013

ENGLEWOOD, Colo. – As Veteran's Day is quickly approaching, the NFL is launching its annual Salute to Service campaign that honors veterans and active duty members of the military.

The NFL designates 32 games, a home game for each team, as Salute to Service games and donates \$100 to each of its three core, military non-profit partners. Those partners are the Wounded Warrior Project, the USO and the Pat Tillman Foundation. Last season the NFL donated nearly \$800,000 through the Salute to Service campaign.

The Broncos' matchup at San Diego on Sunday is a designated Salute for Service game as is the Broncos' home game with the Chiefs the following week.

Salute to Service games will feature special helmet decals, camouflage ribbon footballs and pylons, camouflage goal post wraps and camouflage equipment such as towels, gloves and hats.

The Broncos will partner with USAA for the Salute to Service game and will have a pregame reception for 200 military guests in addition to having 22 soldiers line the player introduction tunnel. The Broncos will also honor a Military Family of the Game and at half time all of the branches of the military including the Wounded Warriors and the Colorado National Guard will be represented on the field.

The Military Caravan tour will visit Fort Carson Army Base to recognize the 4<sup>th</sup> Combat Aviation Brigade and the 52<sup>nd</sup> Engineer Battalion for their efforts with the recent natural disasters.

Game-worn merchandise and football will be auctioned at [www.nfl.com/auction](http://www.nfl.com/auction) and special camouflage merchandise will be available for purchase at [www.NFLShop.com](http://www.NFLShop.com). All of the net proceeds will be donated to the league's three core military nonprofit partners.

For more information check out [www.nfl.com/salute](http://www.nfl.com/salute).

# Broncos defense starting to get its groove back

By Lindsay H. Jones  
USA TODAY Sports  
October 29, 2013

ENGLEWOOD, Colo. — Terrance Knighton squeezed his 335-pound body into a jersey Tuesday that used to belong to a kicker. Kevin Vickerson, the Denver Broncos' other starting defensive tackle, borrowed the white No. 2 jersey usually worn by rookie quarterback Zac Dysert.

As the team finished stretching before the first of two practices this week, Knighton and Vickerson shimmied and shook to some imaginary music and posed for a few pictures.

Yes, it's the bye week for the 7-1 Broncos.

Denver's defense is particularly giddy after their best performance of the season Sunday against the Washington Redskins, when it allowed just one sustained drive in Denver's 45-21 win. One of Washington's touchdowns came quickly after a Broncos' fumble in Washington territory, and another was scored by the Redskins' defense.

"We try not to make any excuses, we just knew we had to get better, and we had to do it real quick," said weakside linebacker Danny Trevathan.

The unit might still be ranked near the bottom of the NFL in yards allowed (24<sup>th</sup> with 380.6 per game) and scoring (26<sup>th</sup> with 27.2 points per game), but it's focusing on progress over statistics, and it heads into the week off feeling like it has made significant improvement over the past two games.

"We definitely wanted to show on film what we're capable of doing," cornerback Chris Harris said. Finally we got our guys back and it's really the first time people have seen this the whole season — us as a unit. We're just going to continue to get better."

And there are more reasons to be encouraged. Middle linebacker Wesley Woodyard returned Sunday after missing two and a half games with a neck injury, and outside linebacker Von Miller looked much more like himself against Washington after shaking off the rust of a six-game suspension in the Week 7 loss to the Indianapolis Colts. Miller recorded his first sack and forcing a fumble in the process and recorded another QB vs. the Redskins.

The team is also optimistic cornerback Champ Bailey could return for the Nov. 10 game at San Diego. Bailey sat out last week after re-aggravating his foot injury against the Colts that has limited him to playing just six quarters so far this season.

When Bailey returns, the Broncos will have their starting defense intact for the first time in 2013.

"We haven't really been whole the whole season defensively," coach John Fox said. "I think our guys have hung in there, continued to work hard. I think before (Sunday), I felt we were much more capable than what we had put on tape up to that point. They responded. We challenged them hard and coached them hard, they practiced hard and I think they saw the fruits of that."

Miller's return from suspension is the most dramatic addition to the Broncos' defense, but Woodyard's return from the neck injury might have been the biggest difference to a defense that struggled in games early on to the group that intercepted four passes and hit Redskins quarterback Robert Griffin III 13 times.

Woodyard made four solo tackles and recorded one of the hits on Griffin in his return, but his impact was felt more in the huddle, teammates said.

"When you can have your leader out there — I feel like sometimes I need that extra intensity from other guys too and he's a guy that brings that same intensity of how I play," Harris said. "Being able to make sure the front is always lined up and that's always huge."