



PATRIOTS ON THE ROAD FOR SECOND STRAIGHT WEEK TO FACE THE BENGALS

MEDIA SCHEDULE

WEDNESDAY, OCTOBER 2

9:40 a.m. Bill Belichick Press Conference
(Media Workroom)

Approx. 10:20 a.m. Practice

10:55 a.m. BenJarvus Green-Ellis
Conference Call

12:15 p.m. Marvin Lewis Conference Call

Approx. 12:30 p.m. Tom Brady Media Availability

Approx. 12:45 p.m. Open Locker Room

THURSDAY, OCTOBER 3

Approx. 10:20 a.m. Practice

Approx. 12:45 p.m. Open Locker Room

FRIDAY, OCTOBER 4

9:40 a.m. Bill Belichick Press Conference

10:15 a.m. Practice

Approx. 12:15 p.m. Open Locker Room

SATURDAY, OCTOBER 5

No Media Availability

SUNDAY, OCTOBER 6

1:00 p.m. Patriots at Bengals

2013 PATRIOTS SCHEDULE

REGULAR SEASON (4-0)

Sun., Sept. 8 at Buffalo 23-21 W

Thurs., Sept. 12 N.Y. Jets 13-10 W

Sun., Sept. 22 Tampa Bay 23-3 W

Sun., Sept. 29 at Atlanta 30-23 W

Sun., Oct. 6 at Cincinnati 1:00 p.m. CBS

Sun., Oct. 13 New Orleans 4:25 p.m. FOX

Sun., Oct. 20 at N.Y. Jets 1:00 p.m. CBS

Sun., Oct. 27 Miami 1:00 p.m. CBS

Sun., Nov. 3 Pittsburgh 4:25 p.m. CBS

Sun., Nov. 10 BYE WEEK

Mon., Nov. 18 at Carolina 8:40 p.m. ESPN

Sun., Nov. 24 Denver 8:30 p.m. NBC*

Sun., Dec. 1 at Houston 4:25 p.m. CBS*

Sun., Dec. 8 Cleveland 1:00 p.m. CBS*

Sun., Dec. 15 at Miami 1:00 p.m. CBS*

Sun., Dec. 22 at Baltimore 8:30 p.m. NBC*

Sun., Dec. 29 Buffalo 1:00 p.m. CBS*

Bold indicates nationally televised games

AFC EAST STANDINGS

Team	W	L	T	Pct.	PF	PA
NEW ENGLAND	4	0	0	1.000	89	57
Miami Dolphins	3	1	0	.750	91	91
New York Jets	2	2	0	.500	68	88
Buffalo Bills	2	2	0	.500	88	93

PATRIOTS MEDIA WEBSITE

The Patriots' media website, located at <http://media.patriots.com>, will be updated for registered users throughout the season with all the latest media information, schedules, rosters and press releases.

NEW ENGLAND PATRIOTS (4-0) at CINCINNATI BENGALS (2-2)

Sunday, Oct. 6, 2013 ★ Paul Brown Stadium (65,515) ★ 1:00 p.m. EDT

The New England Patriots improved to 4-0 with a 30-23 win last week against the Atlanta Falcons at the Georgia Dome and will look to get to 5-0 for the fourth time in team history and for the first time since 2007 when they travel to face the Cincinnati Bengals from Paul Brown Stadium. The Patriots will look to continue their winning October ways. The Patriots are an NFL-best 35-7 in the month of October since 2003 and have won 26 out of their last 30 October games.

BROADCAST INFORMATION

TELEVISION: This week's game will be broadcast to a regional audience by **CBS** and can be seen in Boston on **WBZ-TV**. **Greg Gumbel** will handle play-by-play duties with **Dan Dierdorf** providing color. The game will be produced by **Mark Wolff** and directed by **Suzanne Smith**.

RADIO: 98.5 FM, The Sports Hub, is the flagship station for the **Patriots Radio Network**. A complete listing of the network's 37 stations can be found at the back of the press release on the Patriots Football Network page. Play-by-play broadcaster **Bob Socci** will call the action along with former Patriots quarterback **Scott Zolak**, who will provide color analysis.

PATRIOTS WICKED GOOD IN OCTOBER

The Patriots are 35-7 in the month of October since the 2003 season and have won 26 out of their last 30 (.866) October games. The Patriots are 20-1 (.952) at home and 15-6 (.714) on the road during that time in October. The Patriots only October home loss since 2003 was a 41-17 victory by the visiting San Diego Chargers on October 2, 2005.

NFL'S TOP OCTOBER RECORDS SINCE 2003

Team	W	L	T	Pct.
New England Patriots	35	7	0	.833
New York Giants	31	9	0	.775
Indianapolis Colts	25	12	0	.676

BELICHICK APPRECIATES BENGALS FOUNDER PAUL BROWN

Bill Belichick passed Hall of Famer Paul Brown in all-time wins when he led the Patriots to a 31-28 win over Indianapolis on Nov. 21, 2010. Said Belichick on Brown, "Nobody did more for the game than Paul Brown did. Pretty much everything that we do now, he did when he was coaching 30, 40, 50 years ago. He's really the kind of father of professional coaches and the father of professional football. The way it is now from a practice routine and meetings schedule, is the way it was when Paul coached."

BILL BELICHICK NEEDS ONE MORE WIN TO MOVE PAST CHUCK NOLL

Bill Belichick needs one more win to move past Chuck Noll into sole possession of fifth place on the NFL's all-time wins list.

MOST WINS NFL COACHES

Head Coach	Team(s)	Record
1. Don Shula	BAL, MIA	347-173-6
2. George Halas	Chicago	324-151-31
3. Tom Landry	Dallas	270-178-6
4. Curly Lambeau	GB, Cards, WAS	229-134-22
5. Bill Belichick	CLE, NE	209-109-0
Chuck Noll	Pittsburgh	209-156-1

MEDIA CONTACTS

PATRIOTS MEDIA RELATIONS OFFICE: 508-384-4203

Stacey James, Vice President of Media Relations, staceyj@patriots.com, 508-384-9105

Aaron Salkin, Director of Media Relations, aarons@patriots.com, 508-326-6870

Christy Berkery, Social Media Manager, christyb@patriots.com, 508-549-0518

Michael Jurovaty, Asst. Dir. Of Media Relations., mjurovaty@patriots.com, 508-326-6187

Cecily Faenza, Media Relations Coordinator, cecilyf@patriots.com, 774-254-7917

Jeremie Smith, Corp. Communications Coor., jeremies@patriots.com, 508-549-0492



ROBERT KRAFT NEWS & NOTES

Since Robert Kraft purchased the team in 1994, the Patriots have experienced one of the most dramatic turnarounds in the history of sports. Now in his 20th season of ownership, Kraft has transformed one of the league's least successful clubs into what many observers view as a model NFL franchise. In the five seasons immediately preceding his purchase (1989-93), the Patriots were a moribund team, winning just 19 of 80 games (.238 pct.) and recording the worst record in the NFL over that span. When he bought the franchise on Jan. 21, 1994, Kraft announced his intention to bring a championship to New England, a tall order considering the team's previous success rate. But under Kraft's leadership, the Patriots have won more division titles (12), conference crowns (6) and Super Bowl championships (3) than any other NFL team. The Patriots have made six Super Bowl appearances since Kraft purchased the team, a period during which no other NFL franchise has earned more than four berths. In Kraft's 19 seasons, the Patriots qualified for the playoffs 14 times, more than doubling the franchise's accomplishments during its first 34 seasons.



	Pre-Kraft 1960-93	1989-93	Kraft Era 1994-12
Overall Record	225-276-9	19-61	229-110
Winning Pct.	.450	.238	.676
Super Bowl Titles	0	0	3
Conference Titles	1	0	6
Division Titles	3	0	12
Playoff Seasons	6	0	14
Playoff Record	4-6	--	20-11
Home Playoff Games	1	0	17
Home Playoff Record	0-1	--	14-3

A CHAMPIONSHIP TRADITION

MULTIPLE LEAGUE CHAMPIONSHIPS SINCE 2001

Team	League	Titles
Los Angeles Lakers.....	NBA.....	4
New England Patriots.....	NFL.....	3
San Antonio Spurs.....	NBA.....	3

HIGHEST WINNING PERCENTAGE IN MAJOR

PROFESSIONAL SPORTS SINCE 1994 (regular season)

Team	League	PCT
San Antonio Spurs.....	NBA.....	.682
New England Patriots.....	NFL.....	.679
Detroit Red Wings.....	NHL.....	.665
Los Angeles Lakers.....	NBA.....	.648
Green Bay Packers.....	NFL.....	.642
Pittsburgh Steelers.....	NFL.....	.625

209-GAME SELLOUT STREAK

In the early 1990s, the Patriots seemed destined for relocation until Robert Kraft's purchase of the team rejuvenated local interest. In 1991, the season ticket base was just 17,635, barely enough to support the club. Now, the season tickets are capped and more than 50,000 fans are on a season ticket waiting list. The Patriots have sold out 209 consecutive home games, including playoff and preseason games (dating back to the 1994 season opener).

SINCE ROBERT KRAFT PURCHASED THE TEAM IN 1994...

TOTAL VICTORIES SINCE 1994 (Regular Season)

New England Patriots.....	209
Green Bay Packers.....	197
Pittsburgh Steelers.....	192
Indianapolis Colts.....	186

TOTAL VICTORIES SINCE 1994 (Incl. Postseason)

New England Patriots.....	229
Green Bay Packers.....	213
Pittsburgh Steelers.....	209
Indianapolis Colts.....	197
Denver Broncos.....	191
Philadelphia Eagles.....	178

WINNING PERCENTAGE SINCE 1994 (Incl. Postseason)

Team	W	L	T	Pct.
New England Patriots.....	229	110	0	.676
Green Bay Packers.....	213	122	0	.636
Pittsburgh Steelers.....	209	125	1	.625
Indianapolis Colts.....	197	135	0	.593
Denver Broncos.....	191	133	0	.590
Philadelphia Eagles.....	178	150	2	.542
New York Giants.....	171	152	1	.529

SUPER BOWL CHAMPIONSHIPS SINCE 1994

New England Patriots.....	3
Baltimore.....	2
Green Bay.....	2
Pittsburgh Steelers.....	2
Denver Broncos.....	2
N.Y. Giants.....	2
6 Teams.....	1

CONFERENCE CHAMPIONSHIPS SINCE 1994

New England Patriots.....	6
Pittsburgh Steelers.....	4
Green Bay Packers.....	3
New York Giants.....	3
Baltimore.....	2
Denver Broncos.....	2
St. Louis Rams.....	2
Indianapolis Colts.....	2
San Francisco.....	2
12 Teams.....	1

DIVISION CHAMPIONSHIPS SINCE 1994

New England Patriots.....	12
Pittsburgh Steelers.....	10
Green Bay Packers.....	9
Indianapolis Colts.....	8

PLAYOFF VICTORIES SINCE 1994

New England Patriots.....	20
Pittsburgh Steelers.....	17
Green Bay Packers.....	16
Baltimore.....	14
Philadelphia Eagles.....	11
Indianapolis Colts.....	11

PLAYOFF GAMES PLAYED SINCE 1994

New England Patriots.....	31
Green Bay Packers.....	28
Pittsburgh Steelers.....	27
Indianapolis Colts.....	24
Philadelphia Eagles.....	22
Baltimore Ravens.....	21

PLAYOFF SEASONS SINCE 1994

New England Patriots.....	14
Green Bay Packers.....	14
Indianapolis Colts.....	14
Pittsburgh Steelers.....	12
Philadelphia Eagles.....	11
Minnesota Vikings.....	10

PLAYOFF WINNING PERCENTAGE SINCE 1994

Team	W	L	Pct.
Baltimore Ravens.....	14	7	.667
New England Patriots.....	20	11	.645
Pittsburgh Steelers.....	17	10	.630
New York Giants.....	10	6	.625
Arizona Cardinals.....	5	3	.625
New Orleans Saints.....	6	4	.600
Carolina Panthers.....	6	4	.600

KRAFT PRODUCES MORE WINS THAN EVERY OTHER PATRIOT OWNER COMBINED

The Patriots have 229 wins overall under Robert Kraft. He has produced more victories than every other Patriots owner combined. Under Kraft, the Patriots are 228-110 overall since he purchased the team in 1994. Kraft's predecessors in the owner's office went 225-276-9 in the 34 years prior to his purchase of the team.



ROBERT KRAFT - 20 YEARS OF OWNERSHIP

ROBERT KRAFT: ESTABLISHING A WINNING TRADITION

Kraft's winning percentage with the Patriots (.676) since taking over the team in 1994 is not only the highest of any current NFL owner, it ranks second all-time among owners with at least 10 years of experience, trailing only Lee Joannes, who compiled a .698 winning percentage with the Green Bay Packers from 1930-1947.

Owner	Team	Years Owned	Winning Pct.
Lee Joannes	Packers	1930-1947	.698
Robert Kraft	Patriots	1994-	.676
EddieDe Bartolo Jr.	49ers	1977-1998	.651
Clint Murchison Jr.	Cowboys	1960-1983	.634
Carroll Rosenbaum	Colts	1953-1971	.630
Jim Irsay	Colts	1997-	.604

MOST PRO BOWL PLAYERS SINCE 1994

Since Robert Kraft's purchase of the team in 1994, the Patriots have drafted more Pro Bowl players than any other team.

Rank	Team	Players
1	New England	20
2	Green Bay	19
3	Pittsburgh	18

QUARTERBACK STABILITY

Over the last 20 years, the Patriots have had 14 quarterbacks on their active roster. Of this group, only four quarterbacks have started a regular season or post-season game for the club, and only two (Tom Brady and Drew Bledsoe) have started on Opening Day, the fewest of any AFC East team in both categories. The only other NFL team to have started fewer quarterbacks over the last 20 years is the Green Bay Packers, with three total starters (Brett Favre, Aaron Rodgers, and Matt Flynn) and two Opening Day starters (Brett Favre and Aaron Rodgers).

AFC East	Opening Day QBs since 1994	Overall Starting QBs
New England	2	4
New York Jets	8	17
Buffalo	9	13
Miami	9	20



PATRIOTS A MODEL OF CONSISTENCY UNDER KRAFT

The Patriots have been a model of consistency at the coaching position under Robert Kraft. With Bill Belichick in his 14th season as head coach, the Patriots have had just three head coaches since 1994, the fewest number by far of any AFC East team.

AFC East Head Coaches Since 1994

New England	3
Buffalo	7
New York Jets	7
Miami	9

COVER BOYS

Kraft's success as an owner has brought the Patriots a great increase in national recognition. Prior to Kraft's ownership, the Patriots had been featured on the cover of just four issues of *Sports Illustrated* (1966, 1977, 1981, and 1986). Since 1994, New England has graced the cover a total of 27 times, including 17 that feature Tom Brady alone.



COACHING CONSISTENCY UNDER KRAFT

In a league of constant change at the head coach position, the Patriots have been a model of consistency under Robert Kraft. Since Kraft took ownership of the team in 1994, the Patriots have had just three head coaches – Bill Parcells (1994-1996), Pete Carroll (1996-1999) and current head coach Bill Belichick (2000-present), who is in his 14th season in New England and is the longest-tenured active head coach in the NFL. The only other NFL team with fewer head coaches since 1994 is the Pittsburgh Steelers, who have had two – Bill Cowher (1992-2006) and Mike Tomlin (2007-present).

Team Coaches Since 1994

Pittsburgh Steelers	2
Houston Texans*	2
New England Patriots	3
Baltimore Ravens**	3
New York Giants	3
Tennessee Titans	3

* Since 2002.

** Since 1996.



PATRIOTS HOME DOMINANCE



Since the Patriots opened Gillette Stadium in 2002, they have celebrated more regular season and postseason wins than any other team in the NFL. The Patriots have the highest point differential at home, rank first in points scored and third in points allowed at Gillette Stadium.

REGULAR SEASON HOME RECORD SINCE 2002

Rank	Team	W	L	T	Pct.
1	New England	75	15	0	0.833
2	Baltimore	69	21	0	0.766
3	Indianapolis	67	23	0	0.753
4	Green Bay	63	26	0	0.709
5	Pittsburgh	63	26	1	0.700

HOME PLAYOFF RECORD SINCE 2002 (MIN. 5 GAMES)

Rank	Team	W	L	Pct.
1	Seattle	5	1	0.833
2	New England	10	3	0.769
3	Pittsburgh	6	2	0.750
4	Indianapolis	6	3	0.667
5	Philadelphia	5	3	0.625

HOME RECORD SINCE 2002 (INCLUDING PLAYOFFS)

Rank	Team	W	L	T	Pct.
1	New England	85	18	0	0.825
2	Baltimore	71	23	0	0.756
3	Indianapolis	73	26	0	0.737
4	Pittsburgh	69	28	1	0.709
5	Green Bay	66	33	0	0.688

HOME RECORD AFTER HALLOWEEN SINCE 2002 (INCLUDING PLAYOFFS)

Rank	Team	W	L	T	Pct.
1	New England	49	12	0	0.803
2	Indianapolis	47	16	0	0.746
3	Green Bay	41	14	0	0.745
4	Baltimore	40	15	0	0.727
5	San Diego	36	20	0	0.643

HOME RECORD VS. NFC SINCE 2002

Rank	Team	W	L	T	Pct.
1	Baltimore	20	3	0	0.864
2	Pittsburgh	19	3	1	0.848
3	New England	19	4	0	0.828
4	Indianapolis	16	6	0	0.727
5	Jacksonville	15	8	0	0.682

HOME RECORD VS DIVISIONAL OPPONENTS SINCE 2002

Rank	Team	W	L	T	Pct.
1	New England	29	5	0	0.853
2	Indianapolis	27	6	0	0.818
3	Green Bay	26	7	0	0.789
4	Seattle	26	8	0	0.765
5t	San Diego	23	10	0	0.697
5t	Pittsburgh	23	10	0	0.697
5t	Minnesota	23	10	0	0.697

POINT DIFFERENTIAL AT HOME SINCE 2002

Rank	Team	Point Differential
1	New England	947
2	Baltimore	801
3	Green Bay	763
4	Pittsburgh	644
5	San Diego	613

POINTS ALLOWED PER GAME AT HOME SINCE 2002

Rank	Team	Points Allowed
1	Baltimore	16.0
2	New England	16.9
3	Pittsburgh	16.9
4	Seattle	18.1
5	Green Bay	18.6

POINTS SCORED PER GAME AT HOME SINCE 2002

Rank	Team	Points Scored
1	New England	27.5
2	Green Bay	27.3
3	San Diego	27.0
4	New Orleans	26.2
5	Indianapolis	25.7



PATRIOTS AT BENGALS

SERIES HISTORY



The Patriots and Bengals will meet for the 23rd time in a series that dates back to 1968. The teams will play in the regular season for the first time since the 2010 season when the Patriots defeated the Bengals, 38-24, in the season opener at Gillette Stadium. The Patriots will travel to Paul Brown Stadium for the first time since a 34-13 New England win on Oct. 1, 2007.

New England has won seven of the last eight regular season meetings between the clubs dating back to 1993, including the last four meetings.

While New England is 8-2 all-time at home against Cincinnati, including 2-0 at Gillette Stadium, the teams are even at 6-6 in games played at Cincinnati. The Patriots are 2-0 in games played at Paul Brown Stadium, winning 38-13 on Oct. 1, 2006 and 34-13 exactly one year later on Oct. 1, 2007.

The Patriots have scored over 30 points against Cincinnati in the last four meetings.

Regular Season – New England 14, Cincinnati 8

Date	Result	Score	H/A	Stadium
12/01/68	W	33-14	H	Fenway Park
11/16/69	W	25-14	A	Nippert Stadium
12/20/70	L	7-45	A	Riverfront Stadium
09/17/72	L	7-31	H	Schaefer Stadium
10/12/75	L	10-27	A	Riverfront Stadium
10/15/78	W	10-3	A	Riverfront Stadium
09/16/79	W	20-14	A	Riverfront Stadium
10/14/84	W	20-14	H	Sullivan Stadium
12/22/85	W	34-23	H	Sullivan Stadium
12/07/86	L	7-31	H	Sullivan Stadium
10/16/88	W	27-21	H	Sullivan Stadium
09/23/90	L	7-41	A	Riverfront Stadium
12/22/91	L	7-29	A	Riverfront Stadium
12/20/92	L	10-20	A	Riverfront Stadium
12/12/93	W	7-2	H	Foxboro Stadium
09/18/94	W	31-28	A	Riverfront Stadium
11/19/00	W	16-13	H	Foxboro Stadium
09/09/01	L	17-23	A	Paul Brown Stadium
12/12/04	W	35-28	H	Gillette Stadium
10/01/06	W	38-13	A	Paul Brown Stadium
10/01/07	W	34-13	A	Paul Brown Stadium
09/12/10	W	38-24	H	Gillette Stadium

PATRIOTS vs. AFC NORTH

This week's game is the Patriots' first of four meetings with AFC North teams this season. The last time the Patriots played all four AFC North teams in a season was in 2010, when they compiled a 3-1 record against the division. New England is 37-35 against AFC North teams overall and is 15-5 against the AFC North since the NFL realignment in 2002, including 4-0 against Cincinnati.

LAST REGULAR SEASON MEETING

PATRIOTS 38, CINCINNATI 24

September 12, 2010 ★ Gillette Stadium

	1	2	3	4	Final
Cincinnati Bengals	0	3	14	7	— 24
New England Patriots	10	14	7	7	— 38

The New England Patriots opened the 2010 season with a 38-24 victory over the Cincinnati Bengals. QB Tom Brady completed three touchdown passes, including two to WR Wes Welker. The Patriots dominance was complete as they scored on a 59-yard interception return by LB Gary Guyton and a 97-yard kickoff return by WR Brandon Tate.

New England took command early, taking a 24-3 halftime lead that was expanded to 31-3 when Tate returned the second half kickoff for a touchdown.

All five of New England's first half drives were scoring threats with two touchdowns, a field goal and two missed field goals. Brady ended a five-play, 72-yard drive with a 9-yard touchdown pass to Welker. After stopping the Bengals on three straight plays on the next series, a 24-yard run by RB Fred Taylor helped set up a 32-yard field goal for a 10-0 first quarter lead.

After failing to take advantage of a fumble that positioned the Patriots at the Cincinnati 28-yard line with a missed field goal, the Patriots responded on their next drive with a 10-play, 80-yard drive that was culminated with a 4-yard touchdown pass from Brady to Welker for a 17-0 lead. On Cincinnati's ensuing drive, Guyton picked off a QB Carson Palmer pass and returned it 59 yards for a touchdown to put New England in front, 24-0. Cincinnati kicked a 54-yard field goal before the end of the half for a 24-3 Patriots advantage.

Tate took the second half kickoff 97 yards for a touchdown to expand the Patriots lead to 31-3. Cincinnati cut the lead to 31-17 when QB Carson Palmer connected on two touchdown passes in the third quarter. Then Brady took control again, engineering a 14-play, 81-yard drive that ended in a 1-yard touchdown pass to rookie TE Rob Gronkowski for a 38-17 lead early in the fourth quarter.

Brady completed 25 of 35 passes for 258 yards with three touchdowns, while Welker caught 8 passes for 64 yards with two touchdowns. Taylor averaged 5.1-yards per carry on 14 attempts for 71 yards.

CONNECTIONS

New England Ties

- Bengals President Mike Brown graduated from Dartmouth College in Hanover, NH, in 1957 and played quarterback on the Big Green football team.
- Brown also went on to graduate from Harvard Law School in 1959.
- Bengals Executive Vice President Katie Blackburn also attended Dartmouth College, where she played on the women's ice hockey team.
- Bengals Strength and Conditioning Coach Chip Morton is a native of Hamden, Conn., located just north of New Haven.

Cincinnati Ties

- Patriots WR Kenbrell Thompson attended the University of Cincinnati, located just five miles north of Paul Brown Stadium, for two years from 2011-2012.



PATRIOTS AT BENGALS

CONNECTIONS (continued)

Former Patriots

- Bengals **RB BenJarvus Green-Ellis** was signed by the Patriots in 2008 as an unrestricted free agent and spent the next four seasons in New England. Green-Ellis rushed for over 2,000 yards with the club, highlighted by a 1,008-yard, 13-touchdown campaign in 2010. Green-Ellis became a free agent during the 2011 offseason and signed with the Bengals in March 2012.
- Bengals **WR Brandon Tate** was selected by the Patriots in the third round of the 2009 NFL Draft. Tate was released by the Patriots on Sept. 3, 2011 and signed with the Bengals the following day.
- Patriots Head Coach Bill Belichick hired current Bengals Special Teams Coordinator Darrin Simmons as a coaching intern while he was head coach of the Cleveland Browns.

Former Bengals

- Patriots **RB James Develin** was originally signed by the Bengals in November 2010 and spent two seasons as a member of practice squad before he was released in August 2012.

Former NFL Teammates

- Patriots **CB Aqib Talib** (2008-2011), **DB Kyle Arrington** (2008-2009), and **RB LeGarrette Blount** (2010-2011) were all teammates with Bengals **QB Josh Johnson** on the Tampa Bay Buccaneers.
- Bengals **TE Alex Smith** teamed up with Arrington and Talib on the Buccaneers during the 2008 season, while **K Mike Nugent** joined Talib, Arrington, and Blount for one season in Tampa Bay in 2009. Smith went to training camp with New England in 2009. Nugent was also teammates with Patriots **RB Leon Washington** for three seasons (2006-2008) on the New York Jets.
- Patriots **DE Rob Ninkovich** and Bengals **S Chris Crocker** were teammates during the 2008 season on the Miami Dolphins.
- Patriots **WR Danny Amendola** was teammates with Bengals **CB Adam Jones** and **CB Terence Newman** in Dallas during Amendola's stint on the Cowboys practice squad in 2008.

Former College Teammates

- Patriots **WR Josh Boyce** caught passes from Bengals **QB Andy Dalton** during their one season together at TCU in 2010, including a game-high 44-yard reception from Dalton in the team's Rose Bowl victory over Wisconsin. Patriots **OL Marcus Cannon** was also teammates with Dalton at TCU for two seasons from 2007-2008.
- Patriots **LB Dont'a Hightower** and Bengals **CB Dre Kirkpatrick** played for three seasons together (2009-2011) at Alabama and were part of a top-ranked defensive unit that led the Crimson Tide to two championships in three years. Bengals **T Andre Smith** also joined Hightower during the 2008 season at Alabama.
- Bengals **WR Mohammed Sanu** was teammates with Patriots **LB Steve Beauharnais** and **DB Duron Harmon** for three seasons (2009-2011), **CB Logan Ryan** for two seasons (2010-2011), and **DB Devin McCourty** for one season (2009) at the University of Rutgers.
- Patriots **LB Brandon Spikes** was defensive teammates with Bengals **DE Carlos Dunlap** for three seasons (2007-2009) and **S Reggie Nelson** for one season (2006) at the University of Florida.

CONNECTIONS (continued)

- Patriots **OL Will Svitek** and Bengals **TE Alex Smith** were teammates for four seasons from 2001-2004 at Stanford University.
- Patriots **CB Aqib Talib** and Bengals **T Anthony Collins** were teammates for three seasons at the University of Kansas from 2005-2007.
- Patriots **CB Alfonzo Dennard** was teammates with Bengals **RB Rex Burkhead** for three seasons (2009-2011) at the University of Nebraska.
- Patriots **RB Shane Vereen** and Bengals **WR Marvin Jones** were teammates for three seasons from 2008-2010 at the University of California.
- Patriots **DB Nate Ebner** and Bengals **WR Dane Sanzenbacher** were teammates for two seasons (2009-2010) at Ohio State.
- Patriots **LS Danny Aiken** and Bengals **RB Cedric Peerman** were teammates for two seasons from 2007-2008 at the University of Virginia.

TOM BRADY AGAINST THE BENGALS

Tom Brady is scheduled to start at quarterback against Cincinnati for the fifth time and enters this week with a 4-0 record against the Bengals. Brady is 2-0 against Cincinnati at Paul Brown Stadium. He has thrown three touchdowns against the Bengals in each of the last two games.

Tom Brady vs. Cincinnati Bengals (4-0)

Date	H/A	A	C	Yd	%	TD	I	Rating	W/L	Score
12/12/04	H	26	18	260	..692	2	0	127.1	W	35-28
10/01/06	A	26	15	188	.577	2	1	89.9	W	38-13
10/01/07	A	32	25	231	.781	3	1	115.0	W	34-13
09/12/10	H	35	25	258	.714	3	0	120.9	W	38-24
Totals		119	83	937	..697	10	2	114.0		

TALE OF THE TAPE

2013 Regular Season	New England	Cincinnati
Record	4-0	2-2
Divisional Standings	1st	1stT
Total Yards Gained	1,469	1,310
Total Offense (Rank)	367.3 (11)	327.5 (22)
Rush Offense	125.0 (11)	83.8 (22)
Pass Offense	242.3 (17)	243.8 (15)
Points Per Game	22.3 (20)	20.3 (22)
Total Yards Allowed	1,384	1,336
Total Defense (Rank)	346.0 (16)	334.0 (13)
Rush Defense	105.0 (13)	99.0 (11T)
Pass Defense	241.0 (17)	235.0 (13)
Points Allowed/Game	14.3 (6)	20.3 (10)
Possession Avg.	31:51	30:16
Sacks Allowed/Yards Lost	7/45	7/28
Sacks Made/Yards	9/57	9/66
Total Touchdowns Scored	8	10
Penalties Against/Yards	22/209	25/236
Punts/Avg.	22/44.9	18/44.7
Turnover Differential	+4(7T)	-2 (21T)



PATRIOTS AT BENGALS

CONSECUTIVE AWAY GAMES UNDER BILL BELICHICK

The Patriots will play consecutive games on the road for the 25th time under Bill Belichick after traveling to Atlanta last week and then traveling to Cincinnati this week. Since 2000, Belichick's Patriots have compiled a 33-17 record in those 50 road games for a .660 winning percentage when playing more than one consecutive game on the road. The Patriots have played two away games in a row 22 times since 2000, earning a 29-15 record in those contests. They have also played three away games in a row twice since 2000, with a 4-2 record in those games. Under Belichick's tenure, the Patriots have won back-to-back games on the road 10 times and have lost consecutive road games just twice. The Patriots were 3-1 in their two pairs of consecutive away games in 2012, splitting a late September road trip with a loss in Baltimore and a win in Buffalo before earning back-to-back road wins against the New York Jets on Nov. 22 and the Miami Dolphins on Dec. 2.

WHAT TO LOOK FOR THIS WEEK AT BENGALS

BILL BELICHICK

- Bill Belichick needs one win to pass Chuck Noll and take sole possession of fifth place on the NFL's all-time wins list. Belichick and Noll are tied with 209 career wins.

TOM BRADY

- Tom Brady needs one touchdown pass against the Bengals to extend his streak to 53 straight games with at least one touchdown pass. It is the second longest streak of all time, behind Drew Brees (54).
- Brady (45,820) needs 414 passing yards to move past Vinny Testaverde (46,233) into 8th place on the NFL's all-time passing list.
- Brady (341) needs one touchdown against the Bengals to move into a tie with Fran Tarkenton (342) for fourth place all-time and two to take sole possession of fourth place on the NFL's all-time list.

JULIAN EDELMAN

- Julian Edelman has the highest punt return average in NFL history at 13.0 (83-1076) and is one of seven NFL players with a punt return average of 12.0 or above.
- Edelman needs one more punt return for a touchdown to set the team mark with his fourth punt returned for a touchdown. He is tied with Irving Fryar and Troy Brown with three returns for a touchdown.
- Edelman and Houston's Andre Johnson are leading the NFL with 34 receptions. Edelman needs four receptions against the Bengals to surpass his career high of 37 receptions that he had as a rookie in 2009.
- Edelman (319) needs 41 receiving yards to surpass his career high of 359 yards set as a rookie in 2009.
- Edelman needs at least seven receptions against Cincinnati for his fifth straight game with seven or more receptions. If he reaches that mark he will tie an NFL record for most consecutive games to start a season with at least seven receptions. It has happened many times in NFL history, most recently by T.J. Houshmandzadeh and Derrick Mason in 2007.

STEPHEN GOSTKOWSKI

- Stephen Gostkowski is tied with Adam Vinatieri for the team lead with eight career 50-yard field goals and needs one more to break the tie and become the team's all-time leader.

ROB NINKOVICH

- Rob Ninkovich has the most fumble recoveries of any NFL player over the last four years (2010-13) with 10 and can add on to that total with a fumble recovery against the Falcons.

STEVAN RIDLEY

- Stevan Ridley has a career average of 4.42 yards (424-1,878) and needs 26 carries against the Bengals to meet the team qualifications of 450 attempts to have the highest rushing average in team history.

AQIB TALIB

- Aqib Talib needs an interception against Cincinnati to register an interception in his fourth straight game. Talib can tie the franchise record of four straight games with an interception that was set by Mike Haynes in 1976.

LEON WASHINGTON

- Leon Washington needs one more kick returned for a touchdown to set the NFL record. He is tied with Josh Cribbs with eight career returns for a touchdown.

TEAM

- The Patriots have forced a turnover in 31 straight games dating back to 2011, the longest active streak in the NFL. The last time the Patriots did not register at least one turnover was on Oct. 9, 2011 vs. the New York Jets.
- A win over Cincinnati will give the Patriots its first 5-0 start since 2007 and its fourth time starting the season at 5-0.



LAST GAME: PATRIOTS AT FALCONS

PATRIOTS 30, FALCONS 23

September 29, 2013 ★ Georgia Dome

	1	2	3	4	Final
New England Patriots	0	10	3	17	— 30
Atlanta Falcons	3	7	0	13	— 23

The New England Patriots improved to a 4-0 mark for the first time since 2007 after a 30-23 victory over the Atlanta Falcons in a Sunday Night Football matchup from the Georgia Dome. Tom Brady threw for 316 yards and two touchdowns. Rookie WR Kenbrell Thompson finished with six receptions for 127 yards, while WR Julian Edelman added 118 yards on seven receptions.

The Patriots built a 17-point fourth quarter lead after a 49-yard field goal by K Stephen Gostkowski put New England in front, 30-13, with six minutes to play. The Patriots then held off a furious Atlanta comeback to hold on for the win. Atlanta had a chance to tie the game in the final minute, but CB Aqib Talib knocked away a fourth-down pass from QB Matt Ryan to WR Roddy White in the end zone with 36 seconds to play.

Atlanta cut the Patriots lead after culminating a 7-play, 80-yard drive with an 11-yard touchdown pass from Ryan to TE Tony Gonzalez and then executed a successful onside kick that led to a field goal to cut the Patriots lead to 30-23 with under three minutes to play.

The Patriots recovered a second onside kick but failed to run out the clock to secure the win when Brady fumbled the snap on a fourth-and-1 attempt from the Atlanta 38-yard line. The Falcons took over and on the first play from scrimmage Ryan completed a 49-yard pass to WR Julio Jones for a first down at the New England 13-yard line with 59 seconds to play. Atlanta failed to force overtime when Ryan's fourth-down pass attempt to White was defensed by Talib in the end zone.

Atlanta scored only one touchdown on six trips inside the 20-yard line. That included settling for a field goal on their first possession when they had a first-and-goal at the 6-yard line. In the second quarter, the Falcons elected to go for it on a fourth-and-2 situation from the 7-yard line. That failed when Ryan's pass attempt was incomplete.

The Patriots and Falcons played to a 10-10 tie at halftime with Brady completing just 5-of-9 passes for 96 yards. A 22-yard field goal by Gostkowski in the third quarter gave the Patriots the lead and helped set up a wild fourth quarter that saw the Patriots score 17 points and the Falcons score 13 points.

The Patriots scored on their first three fourth quarter drives. RB LeGarrette Blount broke free for a 47-yard run that gave the Patriots a 20-10 lead. After Atlanta answered with a field goal drive, Brady completed a 44-yard pass to Edelman and then on the next play hit Thompson for an 18-yard touchdown for a 27-13 lead.

Talib intercepted a Ryan pass on the first play of Atlanta's ensuing drive to help set up Gostkowski's 49-yard field goal for a 30-13 fourth quarter lead.

PATRIOTS OFF TO 4-0 START FOR FIRST TIME SINCE 2007

The New England Patriots improved to 4-0 in 2013 with a 30-23 win over Atlanta. The Patriots are 4-0 for the seventh time in team history and for the first time since 2007. New England is now 4-0 for the third time under Head Coach Bill Belichick. The Patriots also started 4-0 in 1964, 1974, 1997, 1999, 2004 and 2007.

BELICHICK EARNS 209TH CAREER WIN TO TIE HALL OF FAMER CHUCK NOLL

Bill Belichick won his 209th career game to tie Chuck Noll for 5th place all-time on the NFL wins list. In October of 1991, Bill Belichick got his fourth career win when his Cleveland Browns team beat Chuck Noll's Pittsburgh Steelers. Twenty-two years later and 205 wins later, the two are tied with 209 career wins.

LEGARRETTE BLOUNT

LeGarrette Blount scored on a 47-yard run in the fourth quarter. It is the longest touchdown run by the Patriots since LaMont Jordan had a 49-yard touchdown run at Oakland on Dec. 14, 2008. It is the longest run by a Patriots running back since Sammy Morris had a 55-yard run vs. Jacksonville on Dec. 27, 2009.

ROOKIE WR KENBRELL THOMPSON TOPS 100 YARDS RECEIVING

Rookie WR Kenbrell Thompson finished with six receptions for 127 yards. He is just the second Patriots rookie free agent receiver to go over 100 yards receiving in a game during his rookie season. Wes Moore had eight receptions for 112 yards on Sept. 10, 1995 vs. Miami.

THOMPSON YARDAGE TOTAL IS HIGHEST EVER FOR A PATS ROOKIE FREE AGENT

Thompson's 127 receiving yards are the highest single-game totals for a Patriots rookie free agent. The previous high was 112 yards by Wes Moore in 1995.

WR JULIAN EDELMAN REGISTERS SECOND NFL 100-YARD GAME

WR Julian Edelman went over 100 yards receiving for the second time in his career after finishing with seven receptions for 118 yards. He had his first 100 yard receiving game at Houston on Jan. 3, 2010 when he finished with 103 yards.

TWO RECEIVERS OVER 100 YARDS

The Patriots had two players finish with 100 yards receiving for the first time since Rob Gronkowski (104) and Wes Welker (129) had 100 yard days at Buffalo on Sept. 30, 2012.

PATRIOTS FORCE A TURNOVER IN THE 31ST STRAIGHT GAME

The Patriots have now forced a turnover in 31 straight games dating back to 2011 after Aqib Talib registered a fourth quarter interception. It is the longest active streak in the NFL. Cincinnati has the second longest streak with 18. The NFL record for most consecutive games with a turnover since the merger in 1970 is 71 by Philadelphia from 1985-1990. The last time the Patriots did not register at least one turnover was on Oct. 9, 2011 vs. the New York Jets.

TOM BRADY EXTENDS STREAK TO 52

Tom Brady extended his streak to 52 straight games with at least one touchdown in the second quarter with his 1-yard touchdown pass to TE Matthew Mulligan. It is the second longest touchdown streak in NFL history, behind Drew Brees (54) and the longest active streak. Brady and Brees are the only NFL players with streaks of 50 or more consecutive games with at least one touchdown.

BRADY BECOMES ONE OF FIVE NFL QB'S WITH AT LEAST 340 TDS

Brady became just the fifth NFL quarterback with at least 340 touchdowns when he completed a 1-yard touchdown pass to TE Matthew Mulligan in the second quarter. He now has 341 career touchdowns.



PATRIOTS TEAM NOTES

PATRIOTS NOTES OF INTEREST

BILL BELICHICK

- Bill Belichick (209) tied for fifth place all time in career wins with Chuck Noll and needs one more win for sole possession of fifth place on the all-time list.
- Belichick (18) needs one more postseason victory to tie Don Shula (19) for second place in postseason wins. Tom Landry (20) is in first place.
- Belichick has five conference titles and needs one more to match Don Shula, who led his teams to six Super Bowls.
- Belichick has led the Patriots to 12 consecutive winning records (2001-12). He is tied with Curly Lambeau (12 – 1921-32) for third all-time. The NFL record is 20 by Tom Landry (1966-85) followed by 14 by Curly Lambeau (1934-47).

TOM BRADY

- Tom Brady has 54 career 300-yard games and ranks fifth all-time for most 300-yard games and third among active players.
- Brady (34) reached 30 touchdown passes in 2012 for the third straight season and became just the fifth player in NFL history with at least 30 touchdown passes in four seasons overall.
- Brady (4,827) reached 4,000 passing yards in 2012. He is just the fifth player in NFL history to reach 4,000 yards in five or more seasons: Peyton Manning (12), Drew Brees (7), Dan Marino (6) and Brett Favre (6).
- Brady has thrown at least one touchdown pass in 52 straight games, the NFL's longest active streak. Brady's 52 straight games with at least one touchdown pass is second all-time, behind Drew Brees (54).
- Brady is the only quarterback in NFL history to have thrown for at least one touchdown pass in each game for three consecutive seasons after throwing at least one touchdown in all 16 games in 2012. He has thrown for at least one touchdown in the first four games of 2013.
- Brady had 401 completions in 2012 for the second straight season and joined Drew Brees (5), Peyton Manning (2) and Matthew Stafford (2) as the only NFL quarterbacks with at least two 400 completion seasons.

ROB GRONKOWSKI

- Rob Gronkowski (10 touchdowns in 2010 and 18 in 2011) became the first tight end in NFL history with three straight 10-plus touchdown seasons after reaching 11 for the season in 2012. Gronkowski and Antonio Gates (13 in 2004 and 10 in 2005) are the only tight ends to have back-to-back 10-plus touchdown seasons.
- Gronkowski joins Randy Moss (2007, 2008 and 2009) and Corey Dillon (2004, 2005, 2006) as the only Patriots with three straight 10-plus touchdown seasons and three 10-plus seasons overall.
- Gronkowski has 38 receiving touchdowns and 39 touchdowns overall (38 receiving and 1 rushing) since 2010. The 38 receiving touchdowns are the most in the NFL in that time span, and the 39 overall touchdowns are third, behind Arian Foster (49) and Adrian Peterson (45).
- Gronkowski has 38 touchdowns in just 43 games. He can become the fastest to 40 touchdowns. Antonio Gates currently holds the record after reaching 40 touchdowns in 71 games.

JEROD MAYO

- Jerod Mayo has registered 100 or more tackles in five straight seasons and needs one more 100-tackle season to tie Fred Marion (6) for the all-time lead in team history.

ROB NINKOVICH

- Rob Ninkovich has 10 fumble recoveries over the last four seasons (2010-13), the most of any player in the NFL over that time. Vince Wilfork is second with seven.

STEVAN RIDLEY

- Stevan Ridley rushed for 1,263 yards in 2012 and will be looking to become the third Patriots player with back-to-back 1,000-yard seasons, joining Jim Nance (1996-97) and Curtis Martin (1995-97).

PATRIOTS NOTES OF INTEREST (continued)

- Ridley scored 12 touchdowns in 2012 and will look to become the fourth running back in team history with back-to-back 10-plus touchdowns in a season, joining Corey Dillon (2004, 2005, 2006), BenJarvus Green-Ellis (2010, 2011) and Curtis Martin (1995, 1996).

TEAM

- The Patriots led the NFL with 557 points in 2012, the second most in team history and the third most in NFL history. The 2007 Patriots set the NFL record with 589 points in 2007.
- The Patriots offense set an NFL record for most first downs in a season with a total of 444 in 2012. The previous record was 416 by New Orleans in 2011.

PATRIOTS 2013 TEAM CAPTAINS

The Patriots team captains were elected by their teammates. Quarterback Tom Brady and G Logan Mankins are the offensive captains. Defensive lineman Vince Wilfork and LB Jerod Mayo are the defensive captains. Wide receiver Matthew Slater is the special teams captain. Brady has been chosen as a captain for the 12th straight season. Wilfork is a captain for the sixth straight season, while Mayo is in his fifth season serving as a captain. Mankins, and Slater are captains for a third time.

PATRIOTS HAVE BEST NFL RECORD SINCE 2003

The Patriots record of 130-34 (.793) since 2003 is the best in the NFL. Over that period, only five NFL teams have posted a winning percentage of .600 or better.

Team	W	L	T	Pct.
New England	130	34	0	.793
Indianapolis	115	49	0	.701
Pittsburgh	103	61	0	.628
Green Bay	99	64	0	.607
Baltimore	99	65	0	.604

PATRIOTS ARE TIED FOR SECOND-BEST OPENING MONTH RECORD SINCE 2003

Getting off to a strong start is important. The Patriots have the second best record since 2003 with a 25-10 mark.

BEST OPENING-MONTH RECORD (2003-2013)

Team	Record	Pct.
Indianapolis	26-10	.722
New England	25-10	.714
Seattle	25-11	.694
Denver	26-12	.684
Dallas	23-12	.657
Baltimore	23-13	.639
N.Y. Giants	20-16	.556
Pittsburgh	20-17	.541

AFC EAST IS THE BEST DIVISION IN FOOTBALL AFTER FOUR WEEKS

The AFC East is the best division in football after four weeks of the 2013 season.

DIVISION RECORD

AFC East	11-5
NFC West	9-7
AFC West	8-4
AFC South	8-8
NFC North	9-7
AFC North	6-10
NFC South	5-9
NFC East	4-12



PATRIOTS SUSTAINING SUCCESS

PATRIOTS ARE MOST FREQUENT SUPER BOWL TEAM OVER LAST 30 YEARS

The Patriots have won seven conference championships since the 1985 season and have more conference titles than any other team over the last 30 years (since 1983). Additionally, the Patriots' six conference titles over the last 25 years are two more than the next closest team and New England's six conference championships in the last 20 years are also more than any other team. New England also has more conference titles over the last 15 years (5) and over the last 10 years (4) than any other team.

Most Conference Championships in Last 5 Years (2008-2012)

Pittsburgh.....	2
New England	1
N.Y. Giants	1
New Orleans.....	1
Indianapolis.....	1
Green Bay	1
Arizona.....	1
Baltimore.....	1
San Francisco	1

Most Conference Championships in Last 10 Years (2003-2012)

New England	4
Pittsburgh.....	3
Indianapolis.....	2
N.Y. Giants	2
9 Other Teams.....	1

Most Conference Championships in Last 15 Years (1998-2012)

New England	5
Pittsburgh.....	3
N.Y. Giants	3
Indianapolis.....	2
St. Louis Rams.....	2
Baltimore.....	2

Most Conference Championships in Last 20 Years (1993-2012)

New England	6
Pittsburgh.....	4
Green Bay	3
N.Y. Giants	3
6 Other Teams.....	2

Conference Championships in Last 25 Years (1988-2012)

New England	6
Buffalo	4
N.Y. Giants	4
Pittsburgh.....	4
San Francisco.....	4
Dallas.....	3
Denver	3
Green Bay	3

Most Conference Championships in Last 30 Years (1983-2012)

New England	7
Denver	5
N.Y. Giants	5
San Francisco.....	5
Buffalo	4
Pittsburgh.....	4
Dallas.....	3
Green Bay	3
Washington	3

WHAT HAVE YOU DONE FOR ME LATELY?

Since the 2010 season, the Patriots have maintained their spot atop the NFL in terms of regular season winning percentage and regular season points scored. Since the beginning of the 2010 season, the Patriots have the NFL's highest winning percentage and have scored the most points in the NFL. The Patriots also have the NFL's highest winning percentage since 2011 and have scored the most points since 2011.

HIGHEST WINNING PERCENTAGE SINCE 2010

Team	W	L	T	Pct.	PF	PA
New England Patriots	43	9	0	.827	1677	1043
Green Bay Packers	37	14	0	.725	1477	1023
Atlanta Falcons	37	15	0	.712	1329	1041
Baltimore Ravens	36	16	0	.692	1224	967
New Orleans Saints	34	17	0	.667	1462	1138
San Francisco 49ers	32	19	1	.625	1161	943
Chicago Bears	32	20	0	.615	1189	1018
Pittsburgh Steelers	32	20	0	.615	1105	883

HIGHEST WINNING PERCENTAGE SINCE 2011

Team	W	L	T	Pct.	PF	PA
New England Patriots	29	7	0	.806	1159	730
Green Bay Packers	27	8	0	.771	1089	783
San Francisco 49ers	26	9	1	.736	856	597
Denver Broncos	25	11	0	.694	969	770
Atlanta Falcons	24	12	0	.667	915	753
Baltimore Ravens	24	12	0	.667	867	697
Houston Texans	24	12	0	.667	887	714

HIGHEST WINNING PERCENTAGE SINCE 2012

Team	W	L	T	Pct.	PF	PA
New England Patriots	16	4	0	.800	646	388
Seattle Seahawks	15	5	0	.750	521	292
Atlanta Falcons	14	6	0	.700	513	403
Houston Texans	14	6	0	.700	506	436
Indianapolis Colts	14	6	0	.700	462	438
San Francisco 49ers	13	6	1	.675	476	368

MOST POINTS SCORED SINCE 2010

Team	Points
New England Patriots.....	1677
Green Bay Packers	1477
New Orleans Saints	1462
Detroit Lions	1330
Atlanta Falcons	1329
Denver Broncos.....	1313
San Diego Chargers.....	1305
New York Giants	1278

MOST POINTS SCORED SINCE 2011

Team	Points
New England Patriots.....	1159
Green Bay Packers	1089
New Orleans Saints	1078
Denver Broncos.....	969
Detroit Lions	968
Atlanta Falcons	915
Houston Texans	887

MOST POINTS SCORED SINCE 2012

Team	Points
New England Patriots.....	646
Denver Broncos.....	660
New Orleans Saints	531
Green Bay Packers	529
Washington Redskins.....	527
Seattle Seahawks	521
Atlanta Falcons	513



INSIDE THE NUMBERS

BY THE NUMBERS

2

Rookie free agent WR Kenbrell Thompkins caught two touchdown passes vs. Tampa Bay (9/22/13) to become the first rookie free agent to catch two touchdown passes in a game since Blair White of Indianapolis in 2010.

3

The Patriots own the top three totals in NFL history for most ball control plays from scrimmage with 1,199 in 1994, 1,191 in 2012 and 1,187 in 1995.

5

Linebacker Jerod Mayo has led the Patriots in tackles in each of the last five seasons, amassing 648 tackles over that five-year span.

10

The number of fumble recoveries by Rob Ninkovich over the last four years (2010-13), the most of any player in the NFL. Brian Urlacher and Vince Wilfork are second with seven.

12

The Patriots enter the season having compiled a winning record in 12 consecutive seasons and are the third team in NFL history to have 12 straight winning seasons since the 1970 merger.

12

The Patriots have won 12 straight games against AFC East opponents, tied with Baltimore, Green Bay and Indianapolis for the longest streaks of wins against division opponents since the 2002 NFL realignment.

13.0

Julian Edelman has a 13.0 punt return average on 83 returns, the best in NFL history. He is one of just seven NFL players to maintain a career average of 12.0 yards per punt return

13

The number of points the Patriots have allowed in their last three home games, dating back to the 2012 regular season finale and the first two games of the 2013 season.

13

The Patriots have 13 rookies on their roster, including 7 draftees and 6 undrafted free agents.

17

Seventeen players on the Patriots 52-man roster entered the NFL as undrafted free agents.

20

Including the 13 rookies, there are seven new veterans on the team for a total of 20 new faces on the 2013 Patriots roster.

26

The number of rushing attempts Stevan Ridley needs to qualify for the highest rushing average in team history. Ridley has a 4.4-yard average on 424 attempts for 1,878 yards and needs 450 attempts to qualify.

31

The Patriots have forced a turnover in 31 straight games, dating back to 2011, the longest active streak in the NFL.

34

Julian Edelman is tied with Houston's Andre Johnson for the NFL lead with 34 receptions.

127

The receiving total of rookie free agent WR Kenbrell Thompkins at Atlanta (9/29), the highest single-game output by a Patriots rookie free agent in his rookie season and only the second 100-yard game by a rookie free agent in his rookie season.

1,379

The number of total snaps by Ryan Wendell in 2012 (1,231 offense and 148 on special teams), to lead the NFL.

TOM BRADY BY THE NUMBERS

5

Brady is tied with John Elway as the only quarterback to lead his team to five conference titles. Brady needs to play in one more Super Bowl to match DL Mike Lodish for the most Super Bowls played. Lodish played in six (four with Buffalo and two with Denver)

TOM BRADY BY THE NUMBERS (continued)

7

The number of 12-win seasons that Brady has guided the Patriots to during his career, second only to Peyton Manning's nine.

10

The number of division championships by Tom Brady, surpassing the nine division titles by Joe Montana and Peyton Manning for an NFL record.

52

The number of consecutive games that Brady has thrown at least one touchdown pass, the longest active streak in the NFL and the second longest streak behind Drew Brees (54).

94.7

The percent of quarterback keepers converted by Brady (89 of 94) for first downs (67-of-69 on third-and-2 or less and 22 of 25 on fourth-and-2 or less).

110

The number of times that Brady has thrown two or more touchdowns in a game. The Patriots are 94-16 (.854) when he throws for two or more touchdowns.

5,949

Tom Brady leads the NFL with 5,949 passing yards in the postseason.

THE KRAFT ERA

3

The number of Super Bowl championships the Patriots have won since Robert Kraft purchased the team in 1994. That mark is the highest total in the NFL over that span. Only Denver (2; 1997 and 1998), Pittsburgh (2; 2005 and 2008) and the NY Giants (2; 2007 and 2011) have won multiple Super Bowl titles since 1994.

6

The number of conference championships the Patriots have won since Robert Kraft purchased the team in 1994. That mark is the highest total in the NFL over that span. Pittsburgh is second with four conference titles since 1994.

12

The number of division championships won by the Patriots since Kraft purchased the team in 1994.

14

The number of playoff seasons earned by the Patriots in the 19 seasons since Robert Kraft purchased the team.

31

The number of playoff games the Patriots have appeared in since 1994, the most in the NFL. Green Bay has the second most with 28.

209

The number of consecutive home games that have been sold out, including all playoff and preseason games dating back to the 1994 season opener.

229

The number of games the Patriots have won since Robert Kraft purchased the franchise in 1994. Prior to Kraft's ownership, the team had won 225 total games in its entire history from 1960-93.

THE BELICHICK ERA

1

The number of wins Bill Belichick needs to pass Chuck Noll for fifth all-time in career wins as a head coach. Belichick and Noll are tied for fifth with 209 career wins.

4

Bill Belichick is the first coach to lead his team to four 500-point seasons (2007, 2010, 2011, 2012).

8

Belichick has been a part of eight Super Bowls overall, including five as a head coach and three as an assistant coach.

10

The number of 11-win seasons by Bill Belichick, tied with Tom Landry for second to Don Shula's 13.



BILL BELICHICK NEWS & NOTES

THE HEAD COACH

19th season as head coach • 39th NFL season

Overall Record: 209-109 (.657)

Regular Season: 191-101 (.654)

Postseason: 18-8 (.692)

With Patriots overall (2000-13): 172-64 (.729)

Super Bowl Titles: 5 (86, 90, 01, 03, 04)

Conf. Titles: 8 (86, 90, 96, 01, 03, 04, 07, 11)

Division Titles: 17 (75, 78, 86, 89, 90, 96, 98, 01, 03, 04, 05, 06, 07, 09, 10, 11, 12)



Bill Belichick is the only head coach in NFL history to win three Super Bowl titles in a four-year span. He has won more regular season games (123) and more games overall (136) during a 10-year stretch (2002-2011) than any other coach in NFL History. In the 2007 season, Belichick led the Patriots to the fourth undefeated and untied regular season in NFL history and the first since the NFL established a 16-game schedule in 1978.

BELICHICK NEEDS ONE WIN TO PASS CHUCK NOLL FOR FIFTH ALL-TIME

Bill Belichick reached his 200th career win in the Patriots' 49-19 win at the Jets (11/22/12) to become the eighth NFL coach with 200 career victories and the fourth fastest to do so.

Belichick got his fourth career win when his Cleveland Browns team beat Chuck Noll's Pittsburgh Steelers. Twenty-two years later and 205 wins later, the two are tied with 209 career wins.

MOST WINS NFL COACHES

Head Coach	Team(s)	Games to Reach 200	Record
1. Don Shula	BAL, MIA	286	347-173-6
2. George Halas	Chicago	287	324-151-31
3. Tom Landry	Dallas	325	270-178-6
4. Curly Lambeau	GB, Cards, WAS	300	229-134-22
5. Bill Belichick	CLE, NE	307	209-109-0
Chuck Noll	Pittsburgh	347	209-156-1

BELICHICK EXTENDS STREAK TO 12TH STRAIGHT WINNING RECORD IN 2012

Bill Belichick has led the Patriots to a winning record for 12 consecutive seasons (2001-2012). The only other NFL coach to have at least 10 consecutive winning seasons with one team since the 1970 merger was Tom Landry, who led the Dallas Cowboys to 16 consecutive winning seasons (1970-1985).

BELICHICK ADDS TO HIS RECORD WITH 10 STRAIGHT SEASONS OF 10 WINS

Bill Belichick has coached the Patriots to 10 straight seasons with 10 or more wins, adding to his NFL record streak. Last season, Belichick became the first coach in NFL history with nine straight seasons with at least 10 victories.

BELICHICK FIRST IN NFL HISTORY WITH 13-PLUS WINS IN FIVE DIFFERENT SEASONS

Bill Belichick is the first head coach in NFL history with 13 or more wins in five different seasons.

2003	14-2
2004	14-2
2007	16-0
2010	14-2
2011	13-3

ELITE COMPANY

Bill Belichick is one of nine NFL head coaches to win three or more championships since the league began postseason play in 1933, but the only one to win three in four years. Belichick joined an exclusive club in which each of the eight other members has been enshrined in the Pro Football Hall of Fame.

HEAD COACHES WITH THREE OR MORE NFL TITLES (Listed alphabetically)

Head Coach	Championship Team(s)
Bill Belichick	Patriots (SB XXXVI, XXXVIII, XXXIX)
Paul Brown	Cleveland Browns (1950, 54, 55)
Weeb Ewbank	Baltimore Colts, New York Jets (1958, 59 SB III)
Joe Gibbs	Washington Redskins (SB XVII, XXII, XXVI)
George Halas	Chicago Bears (1921, 33, 40, 41, 46, 63)
Curly Lambeau	Green Bay Packers (1929, 30, 31, 36, 39, 44)
Vince Lombardi	Green Bay Packers (1961, 62, 65, SB I, II)
Chuck Noll	Pittsburgh Steelers (Super Bowl IX, X, XIII, XIV)
Bill Walsh	San Francisco 49ers (Super Bowl XVI, XIX, XXIII)

BELICHICK'S PATRIOTS RENAISSANCE

Once Head Coach Bill Belichick implemented his coaching design on the Patriots, his approach has given him the best record of any NFL head coach who has coached over 40 games since 2001 (including the postseason).

NFL COACHES' RECORDS SINCE 2001

Coach	Team	W	L	T	Pct.
Bill Belichick	NE	167	53	0	.759
Jim Harbaugh	SF	29	11	1	.720
Tony Dungy	TB/IND	101	41	0	.711
John Harbaugh	BAL	65	32	0	.670
Sean Payton	NO	71	37	0	.657
Mike Smith	ATL	58	31	0	.652
Mike Tomlin	PIT	68	40	0	.630

AMONG THE GREATS

Bill Belichick has recorded 209 career wins, which ranks tied for 5th all-time in NFL history. Belichick owns a career winning percentage of .657, which is third all-time, behind George Halas (.682) and Don Shula (.667).

TOP WINNING PERCENTAGE AMONG HEAD COACHES WITH AT LEAST 160 WINS (INCL. POSTSEASON)

Head Coach	Team(s)	Years	W	L	T	Pct.
George Halas	CHI	1920-29, 33-41, 46-55, 58-67	324	151	31	.682
Don Shula	BAL/MIA	1963-95	347	173	6	.667
Bill Belichick	CLE/NE	1991-95, 00-13	209	109	0	.657
Curly Lambeau	GB/CHI/WAS	1921-53	229	134	22	.630

NOTE: Winning percentage calculated using current NFL rules, counting a tie as a half-win, half-loss.

SUPER SUCCESS

Bill Belichick is one of just four head coaches to win three Super Bowl championships. Belichick is the only coach to win three Super Bowls in the post-1993 salary cap era.

MOST SUPER BOWL VICTORIES

Head Coach	Team	Titles	Seasons
Chuck Noll	PIT	4	1974, 1975, 1978, 1979
Bill Belichick	NE	3	2001, 2003, 2004
Joe Gibbs	WAS	3	1982, 1987, 1991
Bill Walsh	SF	3	1981, 1984, 1988

NOTE: Sorted by most recent championship. Super Bowls have determined NFL champion since 1966.

PLAYOFF SUCCESS

MOST PLAYOFF WINS BY AN NFL HEAD COACH

Coach	Team(s)	Wins
Tom Landry	Dallas Cowboys	20
Don Shula	Baltimore Colts, Miami Dolphins	19
Bill Belichick	Cleveland Browns, New England Patriots	18
Joe Gibbs	Washington Redskins	17
Chuck Noll	Pittsburgh Steelers	16



BILL BELICHICK NEWS & NOTES

POSTSEASON PROWESS

BEST POSTSEASON RECORDS IN NFL HISTORY (minimum of 10 games)

Head Coach	Team(s)	W	L	Pct.
Vince Lombardi	GB/WAS	9	1	.900
Tom Flores	Oakland	8	3	.727
Bill Walsh	San Francisco	10	4	.714
Joe Gibbs	Washington	17	7	.708
Bill Belichick	CLE/NE	18	8	.692
John Harbaugh	Baltimore	9	4	.692
Jimmy Johnson	DAL/MIA	9	4	.692

BELICHICK IS GOOD IN DECEMBER

Bill Belichick is 47-8 (.855) in December with New England, the best record in December among head coaches with one team in NFL history (min. 25 games). George Seifert is second (27-6, .818).

BELICHICK NAMED COACH OF THE YEAR 3 TIMES

The Associated Press named Bill Belichick the NFL's Coach of the Year in 2010. It was the third time that Belichick earned the honor. He was also named Coach of the Year following the 2003 and 2007 seasons. Belichick joins Don Shula (4-time winner) and Chuck Knox as the only three-time winners.

BELICHICK FIRST WITH 14 WINS IN FOUR SEASONS

Bill Belichick guided the Patriots to an NFL-best 14-2 record in 2010. Belichick is the first head coach ever to win at least 14 regular-season games in four separate seasons. Only four other coaches — San Francisco's George Seifert (3), Washington's Joe Gibbs (2), Chicago's Mike Ditka (2) and Miami's Don Shula (2) — have more than one 14-win season.

BELICHICK FIRST HEAD COACH IN NFL HISTORY TO LEAD A TEAM TO THREE STRAIGHT 500-POINT SEASONS

Bill Belichick is the first head coach in NFL history to lead a team to three straight 500-point seasons (2010-2012). The Patriots are the first franchise in NFL history to score 500 or more points in four seasons (2007-589, 2010-518, 2011-513 and 2012-557). St. Louis is the only other team to have done it three times (1999-526, 2000-540, 2001-503).

BELICHICK HAS BEEN A PART OF EIGHT SUPER BOWLS DURING HIS CAREER

Belichick has been a part of eight Super Bowls during his coaching career, the most in NFL history.

Most Super Bowl Appearances as a head coach or assistant

Head Coach	Super Bowls
Bill Belichick	8 (five as a head coach)
Dan Reeves	7 (four as a head coach)
Don Shula	6 (six as a head coach)
Tom Landry	5 (five as a head coach)
Chuck Knoll	5 (four as a head coach)
Marv Levy	5 (four as a head coach)





TOM BRADY NEWS & NOTES



BRADY'S CAREER NOTES

RECORDING SUCCESS

Tom Brady has quarterbacked the Patriots to victories in 140 of his 179 career regular-season starts, compiling a .782 winning percentage and giving him the best record of any quarterback in the Super Bowl era (since 1966). Brady reached 125 career wins in the fewest starts among quarterbacks in NFL history.



TOP WINNING PERCENTAGES IN SUPER BOWL ERA

(Since 1966, Minimum 50 Starts, Regular Season Only)

Player	Team(s)	Years	W	L	T	Pct.
Tom Brady	NE	2000-13	140	39	0	.782
Roger Staubach	DAL	1969-79	85	29	0	.746
Joe Montana	SF/KC	1979-94	117	47	0	.713

ACTIVE QUARTERBACKS WINNING PERCENTAGE

Minimum 32 Starts (two full seasons), Regular Season Only

Quarterback	Team(s)	W	L	T	Pct.
Tom Brady	NE	140	39	0	.782
Matt Ryan	ATL	57	25	0	.695
Peyton Manning	IND/DEN	158	70	0	.693
Ben Roethlisberger	PIT	87	43	0	.669
Joe Flacco	BAL	56	28	0	.667
Aaron Rodgers	GB	53	28	0	.654
Philip Rivers	SD	72	44	0	.620

BRADY ONE OF FIVE WITH AT LEAST 140 WINS

Brady became just the fifth NFL quarterback to reach 140 wins after leading the Patriots to a 30-23 win at Atlanta on Sept. 29, 2013.

MOST CAREER WINS AS A STARTER

(Regular season only) Bold indicates active players

Rk	Name	W	L	T	Pct.
1.	Brett Favre	186	112	0	.624
2.	Peyton Manning	158	70	0	.693
3.	John Elway	148	82	1	.643
4.	Dan Marino	147	93	0	.613
5.	Tom Brady	140	39	0	.782
6.	Fran Tarkenton	124	109	6	.531
7.	Johnny Unitas	119	64	4	.647
8.	Joe Montana	117	47	0	.713
9.	Terry Bradshaw	107	51	0	.677
10.	Drew Brees	103	70	0	.595
11.	Warren Moon	102	101	0	.510

BRADY IS ONE OF FIVE TO AVERAGE AT LEAST 250 YARDS PER GAME

Brady is one of five NFL quarterbacks to average 250 or more yards per game.

NFL RECORD FOR MOST PASSING YARDS PER GAME

Player	Team	Yards/Game
Drew Brees	SD/NO	272.1
Peyton Manning	IND/DEN	267.4
Kurt Warner	STL/ARI	260.8
Dan Marino	Miami	253.6
Tom Brady	Patriots	253.1

BRADY AND BREES ARE THE ONLY TWO QBs TO AVG. 300-YARDS PER GAME IN THREE SEASONS

Brady averaged 301.7 yards per game in 2012. Brady (300.4 in 2007 and 327.2 in 2011) joins Drew Brees as the first NFL players to average 300 yards per game in three seasons.

NFL RECORD FOR MOST SEASONS AVERAGING 300 OR MORE YARDS PER GAME

3	Tom Brady (2012, 2011, 2007)
3	Drew Brees (2012, 2011, 2008)
2	Dan Fouts (1982, 1981)

BRADY IS ONE OF TWO WITH 35 TDS IN THREE DIFFERENT SEASONS

Brady is the second NFL player to have at least 35 touchdowns in three different seasons.

QBS WITH THE MOST 35+ PASSING TOUCHDOWNS IN NFL HISTORY

Player	35+ TD Pass Seasons
Tom Brady	3 (50 in 2007, 36 in 2010 and 39 in 2011)
Brett Favre	3 (38 in 1995, 39 in 1996 and 35 in 1997)

BRADY REACHES 3,000 PASSING YARDS FOR 10TH TIME

Brady (4,827) went over 3,000 passing yards on the season for the 10th time in his career. Brady entered the Jets game (11/22/12) needing 24 yards to reach 3,000 yards and reached 3,000 yards on a 28-yard pass in the first quarter. He is one of six NFL players with at least 10 3,000-yard seasons.

NFL RECORD FOR MOST 3,000-YARD SEASONS

18	Brett Favre
14	Peyton Manning
13	Dan Marino
12	John Elway
10	Tom Brady
10	Drew Brees

BRADY REACHES 30 TDS FOR FOURTH TIME

Tom Brady finished with 34 passing touchdowns for his third straight 30-touchdown season. Brady now has four 30-touchdown seasons overall after throwing for an NFL-leading 36 in 2010, 39 in 2011 and an NFL-record 50 in 2007. The only other Patriots quarterback to have a 30-touchdown season was Vito "Babe" Parilli in 1964 when he led the AFL with 31. Brady is the fourth quarterback in NFL history to have 30 or more touchdown passes in at least four seasons and the third quarterback in NFL history with three or more straight seasons with 30 or more touchdowns.

MOST SEASONS WITH 30-PLUS TOUCHDOWN PASSES

Brett Favre	9
Peyton Manning	7
Drew Brees	5
Tom Brady	4
Dan Marino	4
Aaron Rodgers	3
Kurt Warner	3

THREE OR MORE STRAIGHT 30 TOUCHDOWN SEASONS

Brett Favre	5 (1994-98)
Drew Brees	5 (2008-2012)
Tom Brady	3 (2010-2012)
Dan Marino	3 (1984-86)

BRADY BECOMES SECOND PLAYER WITH TWO OR MORE SEASONS OF 39-PLUS TDS

Brady finished the 2011 season with 39 touchdown passes, marking the second highest total of his career, trailing the NFL-record of 50 he had in 2007. Brady joins Dan Marino, Drew Brees and Aaron Rodgers as the only players in NFL history with at least two different seasons with 39 or more touchdown passes.

Players with the Most TD Passes in a single season in NFL history

Player	Team	Season	TDs
Tom Brady	Patriots	2007	50
Peyton Manning	Indianapolis	2004	49
Dan Marino	Miami	1984	48
Drew Brees	New Orleans	2011	46
Aaron Rodgers	Green Bay	2011	45
Dan Marino	Miami	1986	44
Drew Brees	New Orleans	2012	43
Matthew Stafford	Detroit	2011	41
Kurt Warner	St. Louis	1999	41
Aaron Rodgers	Green Bay	2012	39
Tom Brady	Patriots	2011	39
Daunte Culpepper	Minnesota	2004	39
Brett Favre	Green Bay	1996	39



TOM BRADY NEWS & NOTES

BRADY HAS 18 CAREER 4-TD GAMES

Brady has thrown four or more touchdowns in a game 18 times with 14 four-touchdown games, two five-touchdown games and two six-touchdown games.

Most Games with 4+ Touchdown Passes

PLAYER 4+ TD Games

1. Peyton Manning	24
2. Brett Favre	23
3. Dan Marino	21
3. Drew Brees	21
5. Tom Brady	18
6. Johnny Unitas	17

Most Games with 4 TDs and No Interceptions

PLAYER Games

1. Tom Brady	14
2. Drew Brees	13
3. Brett Favre	12
2. Peyton Manning	12

BRADY IS ONE OF FIVE NFL PLAYERS WITH AT LEAST TWO GAMES WITH 6 TDS OR MORE

Brady has thrown six touchdowns in a game two times and is one of five NFL players to have thrown at least six touchdowns in a game two times. Brady threw six touchdowns at Miami (10/21/07) and vs. Tennessee (10/18/09).

NFL Players with at least two 6+ TD Games

PLAYER 6+ TD Games

Peyton Manning	3 (2 6 TD games and 1 7 TD game)
George Blanda	2 games with 7 touchdowns
Y.A. Tittle	2 (1 game with 7 and 1 with 6 TDs)
Tom Brady	2 6 TD games
Charley Johnson	2 6 TD games

BRADY HAS SECOND LONGEST TOUCHDOWN STREAK

Brady extended his streak to 52 straight games with at least one touchdown in the first four game of the 2013 season to become the second NFL player to have a streak of at least 50 straight games with a touchdown. Drew Brees owns the record with 54 straight games with a touchdown. Brady's streak is the second longest streak ever and the longest active streak.

MOST CONSECUTIVE GAMES, TOUCHDOWN PASSES

Player Games

Drew Brees (2009-2012)	54
Tom Brady (2010-current)	52
Johnny Unitas (1956-60)	47
Brett Favre (2002-04)	36
Dan Marino (1985-87)	30

BRADY TIED NFL MARK WITH 13 STRAIGHT GAMES WITH TWO OR MORE TOUCHDOWNS

Brady threw for one touchdown against the Jets (10/9/11), snapping his streak of 13 straight games with two or more touchdown passes. Brady's streak of 13 straight games with two or more touchdowns is tied with Peyton Manning's 2004 total and Aaron Rodgers' 2011 total for the longest such streak in NFL history.

BRADY IS PATRIOTS ALL-TIME LEADING PASSER

PATRIOTS ALL-TIME LEADING PASSERS

Player YEARS ATT COMP YARDS

Tom Brady	2000-13	6,16	3,891	45,820
Drew Bledsoe	1993-01	4,518	2,544	29,657
Steve Grogan	1975-90	3,593	1,879	26,886

MOST CAREER TOUCHDOWN PASSES

Brady is one of five NFL players with at least 340 career touchdowns.

MOST TOUCHDOWNS CAREER

(regular season only) Bold indicates active players

Rank Name Touchdowns

1.	Brett Favre	508
2.	Peyton Manning	452
3.	Dan Marino	420
4.	Fran Tarkenton	342
5.	Tom Brady	341
6.	Drew Brees	334
7.	John Elway	300
8.	Warren Moon	291
9.	Johnny Unitas	290
10.	Vinny Testaverde	275

BRADY GOES OVER 300 YARDS FOR THE 54th TIME IN HIS CAREER

Brady had his 54th NFL game with 300 or more yards passing at Atlanta on Sept. 29, 2013 and ranks third among active NFL quarterbacks, behind NFL-leader Peyton Manning (76) and Drew Brees (71). The Patriots are 44-10 when Brady throws for 300 or more yards.

NFL QUARTERBACK 300-YARD GAMES (*ACTIVE)

Player 300-Yard Games

Peyton Manning*	76
Drew Brees*	71
Dan Marino	63
Brett Favre	62
Tom Brady*	54
Kurt Warner	52
Dan Fouts	51
Warren Moon	49
Tony Romo	40

Brady had a career-best 11 300-yard games in the 2011 season, which is the second most 300-yard games in a single season. The NFL record for most 300-yard games in a season was set by Drew Brees in 2011 with 13.

TOM BRADY'S RECORD AS A STARTER

	Reg. Season	Playoffs	Total
Overall:	140-39	17-7	157-46
Home:	77-13	11-3	88-16
Road:	63-26	6-4*	69-30*

By Yardage Total

Less than 200:	30-13	3-1	33-14
200-299:	66-16	10-4	76-20
300 or more:	44-10	4-2	48-12

Other Records

On Artificial Turf:	77-11	7-5	84-16
Temp. Below 40:	29-4	10-2	39-6
Thanksgiving or later:	54-10	17-7	71-17
Leading at Halftime:	108-11	12-4	120-15
Leading after 3 Qtrs:	116-8	11-3	127-11
Overtime:	8-1	1-0	9-1
Passer rating >100.0:	80-5	8-0	88-5

*-Includes five Super Bowls at neutral sites

BRADY SET NFL RECORD FOR LONGEST HOME WINNING STREAK

Tom Brady set an NFL record for most consecutive home wins as a starting quarterback with his 26th straight win in a regular-season home start following the 45-3 win against the Jets (12/06/10) and extended his streak to 31 before it ended with a 24-20 loss against the New York Giants (11/6/11).

MOST CONSECUTIVE REGULAR-SEASON HOME GAMES WON AS A STARTING QUARTERBACK:

Player	Team	Years	Streak
Tom Brady	NE	2006-11	31
Brett Favre	GB	1995-98	25
John Elway	DEN	1996-98	22
Bob Griese	MIA	1971-74	20
Randall Cunningham	PHI	1990-94	20



TOM BRADY NEWS & NOTES

TOP QB HOME STARTING RECORDS (MIN. 50 STARTS) SINCE 1970 MERGER (includes postseason)

Player	Team(s)	W	L	T	Pct.
Tom Brady	NE	88	16	0	.846
Terry Bradshaw	PIT	75	14	0	.843
John Elway	DEN	104	25	0	.806

BRADY'S COMEBACKS

Brady has engineered 36 career game-winning performances to lead his team to a victory from a fourth-quarter deficit or tie.

		Time Remaining Passing Statistics^										Final
Date	Opp.	Score	in Reg.	Att	Cmp	Yds	TD	Int				
09/08/13	at BUF	20-21	4:31	7	7	36	0	0				23-21
10/21/12	NYJ	23-26	1:37	9	13	95	0	0	(ot)			29-26
01/22/12	BAL*	16-20	15:00	6	3	20	0	1				23-20
12/24/11	MIA	17-17	15:00	11	8	120	0	0				27-24
10/16/11	DAL	13-16	5:13	9	11	87	1	0				20-16
12/19/10	GB	21-27	13:49	6	5	82	1	0				31-27
10/17/10	BAL	10-20	14:53	24	16	156	1	1	(ot)			23-20
09/14/09	BUF	13-24	5:32	13	11	112	2	0				25-24
12/29/07	at NYG	23-28	15:00	12	8	130	1	0				38-35
12/03/07	at BAL	17-24	14:25	17	7	113	1	0				27-24
11/25/07	PHI	24-28	15:00	16	11	109	0	0				31-28
11/04/07	at IND	10-20	9:42	10	8	144	2	0				24-20
01/14/07	at SD*	13-21	8:35	14	9	122	1	1				24-21
12/03/06	DET	13-21	13:07	15	14	101	0	0				28-21
11/26/06	CHI	10-10	14:46	7	6	98	1	0				17-13
11/13/05	at MIA	15-16	2:53	2	2	76	1	0				23-16
10/30/05	BUF	7-16	10:07	4	4	69	0	0				21-16
10/09/05	at ATL	28-28	3:52	2	2	17	0	0				31-28
09/25/05	at PIT	10-13	14:19	12	12	167	0	0				23-20
02/06/05	PHI**	14-14	15:00	4	2	33	0	0				24-21
10/03/04	at BUF	17-17	15:00	4	2	8	1	0				31-17
02/01/04	CAR**	29-29	1:08	5	4	47	0	0				32-29
01/10/04	TEN*	14-14	15:00	11	6	27	0	0				17-14
11/30/03	at IND	31-31	10:21	6	3	31	1	0				38-34
11/23/03	at HST	13-20	3:11	14	10	133	1	0	(ot)			23-20
11/03/03	at DEN	23-26	2:51	4	5	58	1	0				30-26
10/19/03	at MIA	13-13	15:00	10	7	147	1	0	(ot)			19-13
10/05/03	TEN	24-27	4:40	1	1	15	0	0				38-30
12/29/02	MIA	13-24	4:59	13	8	69	1	0	(ot)			27-24
11/10/02	at CHI	19-30	5:16	14	9	116	2	0				33-30
09/22/02	KC	38-38	0:00	5	4	46	0	0	(ot)			41-38
02/03/02	STL**	17-17	1:21	8	5	53	0	0				20-17
01/19/02	OAK*	3-13	15:00	27	20	138	0	0	(ot)			16-13
12/16/01	at BUF	6-9	5:57	13	9	116	0	0	(ot)			12-9
12/02/01	at NYJ	14-16	15:00	7	6	56	0	0				17-16
10/14/01	SD	16-26	8:48	18	13	130	1	0	(ot)			29-26

^Statistics are from the time noted until the end of the game * Divisional Playoffs ** Super Bowl

BRADY HAS 27 COMEBACK DRIVES WHEN TRAILING IN THE FOURTH QUARTER

Brady has 27 comeback drives when trailing in the fourth quarter. His 27 comeback wins are the sixth most in NFL history.

Fourth Quarter Comeback Drives		
Player	Teams	
1. John Elway	Denver	43
2. Peyton Manning	Indy/Denver	38
3. Dan Marino	Miami	37
4. Joe Montana	SF/KC	31
5. Brett Favre	GB/NYJ/MIN	28
6. Tom Brady	Patriots	27

BRADY IN THE POSTSEASON

NFL ALL-TIME LEADERS / PLAYOFF VICTORIES AS STARTING QUARTERBACK

Player	Team(s)	Playoff Wins
Tom Brady	New England	17
Joe Montana	S.F./K.C.	16
Terry Bradshaw	Pittsburgh	14
John Elway	Denver	14
Brett Favre	Green Bay/Minnesota	12
Troy Aikman	Dallas	11
Roger Staubach	Dallas	11

QBs WITH 3 OR MORE SUPER BOWL VICTORIES

Quarterback	Team	Wins
Terry Bradshaw	PIT	4
Joe Montana	SF	4
Troy Aikman	DAL	3
Tom Brady	NE	3

BRADY IN THE POSTSEASON (CONTINUED)

PLAYERS WITH MULTIPLE SUPER BOWL MVP AWARDS

Player	Team	MVPs
Joe Montana	SF	3
Terry Bradshaw	PIT	2
Tom Brady	NE	2
Bart Starr	GB	2
Eli Manning	NYG	2

BRADY GUIDES PATRIOTS TO 7TH 12-WIN SEASON

Tom Brady guided the Patriots to their 12th win in 2012. Since entering the NFL in 2000, Brady's teams have reached 12 regular-season wins in seven different seasons, second all-time, behind Peyton Manning.

Starting QBs with the most 12-win Regular Seasons in NFL History

Player	Seasons
Peyton Manning	9
Tom Brady	7
Brett Favre	6
John Elway	4
Jim Kelly	4

BRADY BECOMES 9TH NFL PLAYER TO REACH 45,000 PASSING YARDS

Tom Brady (45,820) became the ninth NFL player to reach 45,000 passing yards on a 35-yard pass to WR Julian Edelman at Buffalo (09/08/13). He entered the Buffalo game needing 194 yards passing to reach the milestone. Brady is currently 9th on the NFL's all-time list.

Player	Passing yards
1. Brett Favre	71,838
2. Dan Marino	61,361
3. Peyton Manning	60,957
4. John Elway	51,475
5. Warren Moon	49,325
6. Drew Brees	47,353
7. Fran Tarkenton	47,003
8. Vinny Testaverde	46,233
9. Tom Brady	45,820
10. Drew Bledsoe	44,611

BRADY HAS FOURTH BEST QB RATING

Quarterback	Years	Team(s)	Rating
Aaron Rodgers	2005-2013	Green Bay	104.9
Steve Young	1985-99	TB/SF	96.8
Peyton Manning	1998-2013	IND/DEN	96.5
Tom Brady	2000-2013	Patriots	96.4

WINNINGEST COACH/QB TANDEM

Bill Belichick and Tom Brady have the best winning percentage among a head coach/starting quarterback tandem since the 1970 merger. The tandem's 140 wins are the most wins by any coach-QB tandem since the 1970 AFL-NFL merger.

WINNINGEST COACH/QB TANDEM SINCE 1970

(Regular Season Only – by winning percentage)

Quarterback/Head Coach	Team	W	L	T	Pct.
Tom Brady/Bill Belichick	NE	140	39	0	.782
Ken Stabler/John Madden	OAK	60	19	1	.756
Jim McMahon/Mike Ditka	CHI	46	15	0	.754
Peyton Manning/Tony Dungy	IND	73	24	0	.753

WINNINGEST COACH/QB TANDEM SINCE 1970

(Regular Season Only – by victories)

Quarterback/Head Coach	Team	W	L	T	Pct.
Tom Brady/Bill Belichick	NE	140	39	0	.782
Dan Marino/Don Shula	MIA	116	68	0	.630
Terry Bradshaw/Chuck Noll	PIT	107	51	0	.601



TOM BRADY NEWS & NOTES

BRADY SETS NFL RECORD FOR MOST PASS ATTEMPTS WITHOUT AN INTERCEPTION

Tom Brady extended his streak to 358 consecutive regular season pass attempts without an interception before throwing his first interception since Oct. 17, 2010 in the 2011 opener at Miami (9/1/11). Brady eclipsed Bernie Kosar's record of 308 pass attempts on Dec. 26, 2010 at Buffalo.

MOST CONSECUTIVE PASS ATTEMPTS WITHOUT AN INTERCEPTION

358	Tom Brady (Patriots)	2010-11
308	Bernie Kosar (Cleveland)	1990-91
294	Bart Starr (Green Bay)	1964-65
279	Jeff George (IND/ATL)	1993-94
277	Rich Gannon (Oakland)	2001
271	Jason Campbell (Washington)	2007-08

TOM BRADY EARNS 23rd AFC PLAYER OF THE WEEK HONOR; 2ND MOST IN NFL HISTORY

Tom Brady was named AFC Offensive Player of the Week by the National Football League for his performance in the Patriots' 42-14 victory over Houston (12/10/12). It was the 23rd time in his career, and third of the 2012 season, that Brady had received the AFC Offensive Player of the Week honor. He also earned the award following the Patriots' 52-28 win at Buffalo (9/30/12) and the 45-7 win at St. Louis (10/28/12). Brady is two behind Peyton Manning for the most Player of the Week awards earned by a player since the accolade was instituted in 1984.

THE PLAYERS WITH THE MOST CAREER PLAYER OF THE WEEK AWARDS

Player	Career	Team	POW Awards
Peyton Manning	1998-present	Colts/Broncos	25
Tom Brady	2000-present	Patriots	23
Dan Marino	1983-1999	Dolphins	18
Brett Favre	1991-2010	Packers, Jets, Vikings	16
John Elway	1983-1998	Broncos	15

BRADY IS FIFTH WITH FIVE 4,000-YARD SEASONS

Brady reached 4,000 yards passing for the fifth time in his career in 2012. Brady had 4,110 yards in 2005, 4,806 in 2007, 4,398 in 2009, 5,235 in 2011 and had 4,827 yards in 2012. He joins Dan Marino (6), Brett Favre (6), Drew Brees (7) and Peyton Manning (12) as the only players to have at least five seasons with 4,000 passing yards.

All-time 4,000-yard passing seasons

- 12 Peyton Manning
- 7 Drew Brees
- 6 Dan Marino
- 6 Brett Favre
- 5 Tom Brady**
- 4 Warren Moon
- 4 Philip Rivers
- 4 Tony Romo

BRADY IS TIED FOR SECOND WITH MOST GAMES WITH 3 TDS AND NO INTERCEPTIONS

Player	Most Games with 3+ TD Passes and 0 Int.
Peyton Manning	41
Tom Brady	36
Brett Favre	36
Drew Brees	28
Dan Marino	18
Fran Tarkenton	18

BRADY SETS NFL RECORD WITH AT LEAST TWO TOUCHDOWNS AND NO INTERCEPTIONS

Tom Brady set an NFL record by throwing at least two touchdowns without an interception in each of the final nine games of the 2010 season. Brady passed Don Meredith's previous record of six straight games with two or more touchdowns and no interceptions (1965-66).

BRADY NOW HAS 9 GAMES WITH 300 YARDS, 4 TDS AND 0 INTERCEPTIONS

Tom Brady had his ninth NFL game with 300 yards, four touchdowns and no interceptions against St. Louis (10/28/12) to tie the NFL record with Drew Brees. Brees has since added two such games to take the NFL lead with 11 such games.

BRADY IS 7th FOR MOST PASS COMPLETIONS

Tom Brady (3,871) is 7th on the NFL's all-time list for completions. He passed Drew Bledsoe (3,839) in the 2013 home opener. Warren Moon is in 6th place with 3,988 pass completions.



BRADY'S SEASON NOTES

BRADY REACHED 5,000 YARDS IN 2011

Brady set a franchise record with 5,235 passing yards in 2011 and joined Drew Brees (5,177 in 2012, 5,476 in 2011 and 5,069 in 2008), Dan Marino (5,084 in 1984) and Matthew Stafford (5,038 in 2011) as the only players in NFL history to reach 5,000 passing yards in a single season.

Most Passing Yards in a season

5,476	Drew Brees, New Orleans in 2011
5,235	Tom Brady, Patriots in 2011
5,177	Drew Brees, New Orleans in 2012
5,084	Dan Marino, Miami in 1984
5,069	Drew Brees, New Orleans in 2008
5,038	Matthew Stafford, Detroit in 2011

NFL RECORD FOR MOST PASSING YARDS PER GAME/SEASON

Player	Team	Year	Yards/Game
Drew Brees	New Orleans	2011	342.3
Tom Brady	Patriots	2011	327.2

BRADY HAD CAREER HIGH WITH 4 RUSHING TDS IN 2012

Brady scored his career-high fourth rushing touchdown of the 2012 season vs. San Francisco (12/16/12). His previous best was in 2011 when he had three rushing touchdowns. He enters the 2013 season with 14 career rushing touchdowns.

BRADY THREW AT LEAST ONE TOUCHDOWN PASS IN ALL 16 GAMES IN 2012 FOR THE THIRD STRAIGHT SEASON

Since the NFL went to a 16-game season in 1978, Tom Brady is the only quarterback to have thrown for at least one touchdown pass in each game for three consecutive seasons. Since the NFL went to a 16-game season, only eight quarterbacks have thrown for at least one touchdown pass in each game. Brady and Peyton Manning were the only quarterbacks to do so in 2012.

QBS WITH A LEAST ONE TD PASS IN ALL 16 GAMES IN A SEASON

Tom Brady (New England)	2010, 2011, 2012
Drew Brees (New Orleans)	2010, 2011
Peyton Manning (Denver)	2012
Daunte Culpepper (Minnesota)	2004
Brett Favre (Green Bay)	2003
Kurt Warner (St. Louis)	1999
Dan Marino (Miami)	1984, 1986
Dave Krieg (Seattle)	1984

*16-game schedule was instituted in 1978

BRADY IS ONE OF FOUR NFL QUARTERBACKS WITH AT LEAST TWO SEASONS OF 400 COMPLETIONS

Tom Brady completed 401 passes in 2011 and 2012 to become one of four NFL quarterbacks to have completed at least 400 passes in at least two seasons.

Player 400-COMPLETION SEASONS

Drew Brees	5 – 2007, 2008, 2010, 2011 and 2012
Tom Brady	2 – 2011 and 2012
Peyton Manning	2 – 2010 and 2012
Matthew Stafford	2 – 2011 and 2012



TOM BRADY NEWS & NOTES



BRADY'S GAME NOTES

BRADY SETS FRANCHISE RECORD WITH 517 PASSING YARDS

Brady set a franchise record with 517 passing yards in the 2011 season-opener at Miami (9/12/11). The previous high was 426 yards by Drew Bledsoe vs. Minnesota on Nov. 13, 1994. Brady's previous best was 410 passing yards vs. Kansas City on Sept. 22, 2002. Brady is one of 14 NFL quarterbacks to throw for 500 yards or more. His 517 yards are the seventh highest in NFL history.

PLAYER	TEAM	500 YARD GAME
Norm Van Brocklin	LA Rams	554 yards in 1951
Matt Schaub	Houston	527 yards in 2012
Warren Moon	Houston Oilers	527 yards in 1990
Boomer Esiason	Arizona	522 yards in 1996
Dan Marino	Miami	521 yards in 1988
Matthew Stafford	Detroit	520 yards in 2011
Tom Brady	Patriots	517 yards in 2011

BRADY HAD 423 YARDS AS A FOLLOW-UP TO HIS 517 YARD PERFORMANCE IN MIAMI IN 2011

In the 2011 season opener in Miami (9/12/11), Brady threw for 517 yards. In Week 2 against San Diego (9/18/11), Brady became the first 500-yard passer to follow up his 500-yard performance by throwing for 400 or more yards. Before Brady's performance against the Chargers, only Drew Brees (2006) had followed-up a 500-yard game with 300 or more passing yards.

BRADY IS ONE OF SEVEN TO THROW FOR CONSECUTIVE 400-YARD GAMES

Brady is one of just seven NFL quarterbacks to have back-to-back games with 400 or more passing yards.

NFL RECORD FOR MOST CONSECUTIVE GAMES WITH 400 OR MORE YARDS PASSING

2 Tom Brady, 2011 (517, 423)

- 2 Cam Newton, Carolina, 2011 (422, 432)
- 2 Matt Cassel, Patriots, 2008 (400, 415)
- 2 Billy Volek, Tennessee, 2004 (426, 492)
- 2 Phil Simms, NY Giants, 1985 (432, 513)
- 2 Dan Marino, Miami, 1984 (470, 404)
- 2 Dan Fouts, San Diego, 1982 (444, 435)

BRADY'S 443 YARDS AGAINST SF IN 2012 ARE SECOND HIGHEST OF HIS CAREER

Tom Brady threw for 443 yards vs. San Francisco (12/16/12), marking the second highest single-game yardage total of his career. The game marked the fourth time in Brady's career that he has eclipsed the 400-yard mark.

MOST PASSING YARDS IN A GAME IN PATRIOTS HISTORY

Player	Date	Opp	Att	Cmp	Yds	TD	Int
Tom Brady	9/12/11	MIA	48	32	517	4	1
Tom Brady	12/16/12	SF	65	36	443	1	2
Drew Bledsoe	11/13/94	MIN	70	45	426	3	0
Drew Bledsoe	11/23/98	MIA	54	28	423	2	2
Tom Brady	9/18/11	SD	40	31	423	3	0

BRADY TIED NFL RECORD WITH THREE STRAIGHT GAMES WITH 30 COMPLETIONS IN 2011

Brady tied an NFL record with three straight games with 30 completions after completing 32 at Miami (9/12/11), 31 vs. San Diego (9/18/11) and 30 at Buffalo (9/25). He shares the record with Drew Brees (2011), Steve Young (1995), Rich Gannon (2002), Kurt Warner (2008) and Peyton Manning (2010). The most 30 completion games Brady has had in a season is five in 2007.

BRADY'S 65 PASS ATTEMPTS AGAINST SF ARE A CAREER-HIGH

Tom Brady's 65 passing attempts vs. San Francisco (12/16/12) are a career high, topping his 58 pass attempts at Seattle on Oct. 14, 2012. Brady's 65 attempts are the most in franchise history in a non-overtime game and are the second most in team history in any game, trailing only Drew Bledsoe's 70 attempts in an overtime win vs. Minnesota on Nov. 13, 1994. Brady's 65 pass attempts are the seventh most in NFL history and the most since Brian Griese had 67 for Tampa Bay at Chicago on Sept. 21, 2008 in overtime. It is the most in a non-overtime NFL game since Dec. 24, 2000 when the Jets Vinny Testaverde attempted 69 passes at Baltimore.

MOST PASSING ATTEMPTS IN A GAME IN PATRIOTS HISTORY

Player	Date	Opp	Att	Cmp	Yds	TD	Int
Drew Bledsoe	11/13/94	Min	70	45	426	3	0*
Tom Brady	12/16/12	SF	65	36	443	1	2
Drew Bledsoe	12/16/95	Pit	60	39	336	3	1
Steve Grogan	11/12/89	NO	59	27	283	1	1
Tom Brady	10/14/12	Sea	58	36	395	2	2

*Overtime

BRADY HAS LED THE PATRIOTS TO FIVE 50-POINT GAMES

Brady and the Patriots knocked off Indianapolis 59-24 on Nov. 18, 2012. The game marked the fifth time that New England scored at least 50 points in a game started by Brady, the second-most 50-point games by a starting QB in NFL history (Pro Football Hall of Famer Len Dawson has six.)

Date	Opponent	Score
10/28/07	vs. Washington	52-7
11/18/07	at Buffalo	56-10
10/18/09	vs. Tennessee	59-0
9/30/12	at Buffalo	52-28
11/18/12	vs. Indianapolis	59-24

BRADY HAS THROWN TWO 50-YARD PASSES IN THE SAME GAME SEVEN TIMES

Brady has thrown at least two 50-yard passes in the same game seven times in his career after completing an 83-yard touchdown pass to Shane Vereen and a 56-yard touchdown pass to Julian Edelman at the Jets on Nov. 22, 2012. His career best was when he had a 58-yard touchdown, a 58-yard pass and an 81-yard touchdown at Miami on Dec. 6, 2009.

BRADY'S GAMES WITH AT LEAST TWO 50-YARD PASSES

- 10/9/05 @ Atlanta
 - 55t (3Q) Bethel Johnson
 - 51 (1Q) Deion Branch
- 1/14/06 @ Denver *AFC Divisional Playoff Round
 - 73 (4Q) Deion Branch
 - 51 (2Q) Andre' Davis
- 12/31/06 @ Tennessee
 - 62t (3Q) Reche Caldwell
 - 52 (1Q) Corey Dillon
- 12/9/07 vs. Pittsburgh
 - 63t (2Q) Randy Moss
 - 56t (3Q) Jabar Gaffney >Flea-flicker w/R. Moss
- 11/15/09 @ Indianapolis
 - 63t (2Q) Randy Moss
 - 55 (1Q) Randy Moss
- 12/06/09 @Miami
 - 58t (1Q) Randy Moss
 - 58 (2Q) Wes Welker
 - 81t (3Q) Sam Aiken
- 11/22/12 @NY Jets
 - 83t (2Q) Shane Vereen
 - 56t (2Q) Julian Edelman



PATRIOTS OFFENSIVE NOTES

QUARTERBACK CLASS OF 2000

Tom Brady was the seventh quarterback selected in the 2000 NFL Draft. The Patriots selected him in the sixth round with the 199th overall pick.

Quarterbacks taken in the 2000 NFL Draft

Rd	Pick	Player	Taken By
1	18	Chad Pennington	NY Jets
3	65	Giovanni Carmazzi	San Francisco
3	75	Chris Redman	Baltimore
5	163	Tee Martin	Pittsburgh
6	168	Marc Bulger	New Orleans
6	183	Spergon Wynn	Cleveland
6	199	Tom Brady	New England



WR DANNY AMENDOLA

DANNY AMENDOLA ON WEARING TROY BROWN'S JERSEY #80

When Danny Amendola joined the Patriots in the offseason, he was assigned jersey #80, the same number worn by Patriots' Hall of Fame member Troy Brown, who finished his career as the team's all-time leading receiver and is still the team's all-time leading punt returner.

Said Amendola on wearing Brown's jersey #80: "I talked to (Troy Brown) a little bit before I came here to camp," Amendola said. "I told him he's one of the greatest ever, and it's an honor to wear No. 80. I'm going to try to represent it the best I can."



RB BRANDON BOLDEN

BOLDEN HAS FIRST 100-YARD DAY AND FINISHES WITH AN 8.6-YARD AVERAGE

RB Brandon Bolden finished with 16 carries for 137 yards and an 8.6-yard average at Buffalo (9/30/12) with runs of 20 and 27 yards. His 8.6-yard average is tied for the third highest ever in a single game for the Patriots among running backs with at least 15 rushing attempts. He earned the FedEx Ground Player of the Week for his performance.

BOLDEN HAS FIRST 100-YARD DAY AND FINISHES WITH AN 8.6-YARD AVERAGE (continued)

Highest Rushing Average/Single Game
(min. 15 rushing attempts)

Player	Average
Curtis Martin	9.6 (17-164 vs. Washington, Oct. 13, 1996)
Tony Collins	9.2 (23-212 vs. N.Y. Jets, Sept. 18, 1983)
Sammy Morris	8.6 (16-138 vs. Denver, Oct. 20, 2008)
Jim Nance	8.6 (17-146 at Houston, Dec. 11, 1966)
Brandon Bolden	8.6 (16-137 at Buffalo, Sept. 30, 2012)
Stevan Ridley	8.5 (15-127 at St. Louis, Oct. 28, 2012)

FOOTBALL RUNS IN BOLDEN'S FAMILY

Bolden's grandfather, Frank Pitts, played 10 years in the NFL (1965-74) as a receiver for Kansas City, Cleveland and Oakland. He was with Kansas City for two Super Bowls, losing Super Bowl I and winning Super Bowl IV. Said Bolden about his grandfather, "I remember being 6 years old, him popping in a highlight film of Super Bowl I and IV. I've seen that tape at least 500 times."



OL DAN CONNOLLY

DAN CONNOLLY HAS THE LONGEST KICKOFF RETURN EVER BY AN OFFENSIVE LINEMAN

Dan Connolly was named AFC Special Teams Player of the Week after he returned a kickoff 71 yards to the 4-yard line in the second quarter of the Patriots win vs. Green Bay on Dec. 19, 2010. According to the Elias Sports Bureau, it is the longest kickoff return by an offensive lineman in NFL history. The run by Connolly topped the 48-yard touchdown return by Atlanta's Mal Snyder in 1969. Previously, the longest kickoff return for a Patriots offensive lineman was a 27-yard return by G Stephen Neal on Nov. 30, 2008 vs. Pittsburgh. Connolly's previous best was a 16-yard return vs. Miami on Nov. 8, 2009.



WR JULIAN EDELMAN

JULIAN EDELMAN SETS FRANCHISE RECORD WITH A 94-YARD PUNT RETURN FOR A TOUCHDOWN

WR Julian Edelman set a franchise record with a 94-yard punt return for a touchdown in the second quarter vs. Miami (01/02/11). The previous longest punt return was an 89-yard touchdown return by Mike Haynes vs. Buffalo on Nov. 7, 1976. Edelman returned his second career punt for a touchdown vs. Kansas City on Nov. 21, 2011 with a 72-yard return. He was named AFC Special Teams Player of the Week for his performance against Kansas City. He scored his third punt return for a touchdown with a 68-yarder vs. Indianapolis (11/18/12) to tie a franchise record.

Most Punt Return Touchdowns/Patriots Career

3 Julian Edelman

3 Troy Brown

3 Irving Fryar

2 Mike Haynes

EDELMAN SETS PATRIOTS RECORD FOR BEST PUNT RETURN AVERAGE IN A SEASON

Edelman has the two best punt return averages in a single season in New England history with a 15.3-yard punt return average in 2010 and a 15.5-yard punt return average in 2012. The previous best was a 14.8 punt return average by Mack Herron in 1974. In 2010, Edelman led the AFC and finished second in the NFL with a 15.3 punt return average. Chicago's Devin Hester led the NFL with a 17.1-yard average.

Patriots Best Punt Return Average/Season

(min. 15 returns)

Player	PR Avg.	Year
Julian Edelman	15.5	2012
Julian Edelman	15.3	2010
Mack Herron	14.8	1974
Troy Brown	14.2	2001



PATRIOTS OFFENSIVE NOTES

EDELMAN HAS HIGHEST PUNT RETURN AVERAGE IN TEAM HISTORY AND NFL HISTORY

Edelman has returned 83 punts for 1,076 yards during his Patriots' career and is first in team history and NFL history with a 13.0 average.

Edelman entered the season-opener at Buffalo (09/08/13) with 72 career punt returns and needed three returns to reach 75 punt returns and qualify for the NFL all-time lead. He returned punts of 16, 14 and 2 yards to set the NFL mark.

HIGHEST PUNT RETURN AVERAGE, PATRIOTS CAREER (20 Returns)

Player	Punt Rt Avg.	Year
Julian Edelman	13.0	2009-13(83-1,076)
Mack Herron	12.0	1973-75 (74-888)
Carl Garrett	11.3	1969-72 (43-487)
Wes Welker	10.4	2007-12 (114-1,185)

HIGHEST PUNT RETURN AVERAGE IN THE NFL (75 Returns)

Player	Punt Rt Avg.	Year
Julian Edelman (NE)	13.0 (83-1,076)	(2009-present)
George McAfee (Chicago)	12.8 (112-1,431)	(1940-41, 1945-150)
Jack Christiansen (Detroit)	12.7 (85-1,084)	(1951-58)
Claude Gibson (SD, OAK)	12.5 (110-1,381)	(1961-65)
Bill Dudley (PITT, DEN, WAS)	12.2 (124-1,515)	(1942-53)
Rick Upchurch (DEN)	12.1 (248-3,008)	(1975-83)
Devin Hester (Chicago)	12.0 (250-3,003)	(2006-present)

EDELMAN ONE OF JUST SEVEN NFL PLAYERS WITH A PUNT RETURN AVERAGE OF 12.0 OR MORE

Edelman is one of just seven NFL players to have a punt return average of 12.0 or more.

EDELMAN IS FIRST PATRIOTS PLAYER WITH TWO PUNT RETURNS OF 40 YARDS IN THE SAME GAME

Edelman had a 68-yard punt that he returned for a touchdown and a 49-yard return vs. Indianapolis (11/18/12). He is the first player in team history with two punt returns of 40 or more yards in the same game. Troy Brown came close in 2000 when he had returns of 39 and 66 against Tampa Bay.

EDELMAN'S 47-YARD RUN IS THE LONGEST RUN BY A PATS WIDE RECEIVER

Edelman had a 47-yard run in the fourth quarter vs. Indianapolis (11/18/12). It was the longest run from scrimmage for the Patriots in 2012, topping Steven Ridley's 41-yard run against St. Louis in London on Oct. 28. It is the longest run ever by a Patriots receiver, topping Troy Brown's 35-yard run vs. Tampa Bay on Sept. 3, 2000. It was the longest run by a Patriots player since Sammy Morris had a 55-yard run on Dec. 27, 2009 vs. Jacksonville.

EDELMAN GOES FROM STANDOUT QB TO WR

Edelman began his college football career with a year at the College of San Mateo (Calif.) before transferring to Kent State where as a senior he completed 56% of his passes (153 of 275 passes for 1,820 yards) with 13 touchdowns. He was also the leading rusher, gaining 1,551 yards on 215 attempts (an average of 7.5 yards per carry) and scoring 13 touchdowns. His offensive numbers broke Kent State's single-season record for total offense set by Joshua Cribbs in 2003. Said head coach Bill Belichick on the versatility of Edelman: "He played the quarterback position in college at Kent State and all the positions really that he's played in the NFL – covering kicks, returning kicks, slot receiver, outside receiver, slot defender – he didn't do any of those things in college. I think that really speaks to his versatility and how much he's grown as a player and how many things he's learned how to do that he really didn't have much experience with in college. I'd say that's pretty unusual, especially to be as competent in them as he is."



TE ROB GRONKOWSKI

GRONKOWSKI SETS NFL RECORD FOR RECEIVING YARDS BY A TIGHT END

Rob Gronkowski finished the 2011 season with 1,327 receiving yards, surpassing San Diego's Kellen Winslow's 1980 record of 1,290 receiving yards for most receiving yards in a season by a tight end. New Orleans' Jimmy Graham also broke Winslow's old record, but finished with 1,310 receiving yards, 17 shy of Gronkowski's new record.



Most Receiving Yards by Tight End in the NFL

Player	Yards	Year
Rob Gronkowski	1,327	2011
Jimmy Graham (NO)	1,310	2011
Kellen Winslow (SD)	1,290	1980
Tony Gonzalez (KC)	1,258	2004
Todd Christensen (Raiders)	1,247	1983
Jackie Smith (STL)	1,205	1967
Tony Gonzalez (KC)	1,203	2000
Pete Retzlaff (PHI)	1,190	1965
Ben Coates (NE)	1,174	1994

Most Receiving Yards by a Patriots Tight End

Player	Yards	Year
Rob Gronkowski	1,327	2011
Ben Coates	1,174	1994
Ben Coates	915	1995
Aaron Hernandez	910	2011
Marv Cook	808	1991
Don Hasselbeck	808	1981

Most Receptions by a Patriots Tight End

Player	Rec.	Year
Ben Coates	96	1994
Rob Gronkowski	90	2011
Ben Coates	84	1995
Marv Cook	82	1991
Aaron Hernandez	79	2011

GRONKOWSKI SETS NFL MARK FOR TOUCHDOWNS BY A TIGHT END IN A SEASON

Gronkowski set an NFL record for most touchdowns by a tight end with 18 overall touchdowns (17 receiving and 1 rushing). Gronkowski passed the old mark of 13 receiving touchdowns by Vernon Davis (SF in 2009) and Antonio Gates (SD in 2004). In addition to his 17 touchdown receptions, Gronkowski scored on a lateral in the third quarter vs. Indianapolis (12/4/11), credited as his first career rushing play.

MOST TOTAL TDs BY A TIGHT END IN A SINGLE NFL SEASON

18	Rob Gronkowski	NE	2011	(17 pass, 1 rush)
13	Vernon Davis	SF	2009	(13 pass)
13	Antonio Gates	SD	2004	(13 pass)

MOST TD RECEPTIONS BY A TIGHT END IN A SINGLE NFL SEASON

17	Rob Gronkowski	NE	2011
13	Vernon Davis	SF	2009
13	Antonio Gates	SD	2004



PATRIOTS OFFENSIVE NOTES

GRONKOWSKI SECOND PATRIOTS TIGHT END TO REACH 1,000 YARDS

Gronkowski became the second tight end in New England Patriots history to go over 1,000 receiving yards in 2011. He broke TE Ben Coates (1,174 yards in 1994) franchise record en route to his NFL tight end receiving record of 1,327 yards.

GRONKOWSKI BECOMES FIRST PATRIOTS TIGHT END TO RECORD A RUSHING TOUCHDOWN

Gronkowski scored a 2-yard touchdown on a lateral from Tom Brady in the third quarter vs. Indianapolis (12/4/11), becoming the first tight end in Patriots history to score a rushing touchdown. Gronkowski is the first NFL tight end to score a rushing touchdown since Tennessee's Bo Scaife had a 31-yard scoring run against Baltimore on Nov. 12, 2006. He is the first tight end since the 1970 merger to have two receiving touchdowns and a rushing touchdown in the same game.

LED AFC IN SCORING IN 2011; FIRST TIME THAT A TE HAS LED A CONFERENCE IN SCORING

Gronkowski led the AFC in scoring among non-kickers with 108 points in 2011 and finished second in the NFL to Philadelphia's LeSean McCoy, who had 120 points. It is the first time in NFL history that a tight end has led his conference in scoring and the first time a tight end has led the NFL in touchdown receptions (17).

GRONKOWSKI HAS THREE STRAIGHT 10-TD SEASONS

Gronkowski has three straight 10 touchdown seasons (10 in 2010, 18 in 2011 and 11 in 2012). Gronkowski joins Randy Moss (2007, 2008 and 2009) and Corey Dillon (2004, 2005, 2006) as the only Patriots with three straight 10-plus touchdown seasons and three 10-plus touchdown seasons overall.

CONSECUTIVE 10-PLUS TD SEASONS / PATRIOTS HISTORY

3 Rob Gronkowski - 2010, 2011, 2012

3 Randy Moss - 2007, 2008, 2009

3 Corey Dillon - 2004, 2005, 2006

2 BenJarvus Green-Ellis - 2010, 2011

2 Curtis Martin - 1995, 1996

MOST 10-PLUS TOUCHDOWN SEASONS / PATRIOTS HISTORY

3 Rob Gronkowski - 2011, 2011, 2012

3 Randy Moss - 2007, 2008, 2009

3 Corey Dillon - 2004, 2005, 2006

2 BenJarvus Green-Ellis - 2010, 2011

2 Curtis Martin - 1995, 1996

2 Stanley Morgan - 1979, 1986

GRONKOWSKI IS FIRST TIGHT END WITH THREE STRAIGHT 10-PLUS TOUCHDOWN SEASONS

Gronkowski had 11 touchdowns in 2012 and is the first tight end in NFL history to have three straight 10-plus touchdown seasons.

CONSECUTIVE 10-PLUS TD SEASON BY A TE/NFL HISTORY

Rob Gronkowski 10 in 2010, 18 in 2011, 11 in 2012

Antonio Gates 13 in 2004 and 10 in 2005

GRONKOWSKI IS SECOND IN NFL HISTORY TO RUSH FOR A TD, CATCH A TD, RECORD A TACKLE AND RETURN A KICKOFF IN THE SAME SEASON

In 2011, Gronkowski became the second tight end in NFL history to rush for a touchdown, catch a touchdown, record a tackle and return a kickoff in the same season. Bo Scaife was the first to accomplish the feat in 2006 with Tennessee.

GRONKOWSKI REACHED 20 TDS IN FEWEST GAMES AMONG TEs IN NFL HISTORY

Gronkowski reached the 20-touchdown mark in just 26 career games, the fewest games among tight ends in NFL history.

TEs TO REACH 20 TD REC. IN THE FEWEST GAMES

Player	Team	Games to 20 TD catches
Rob Gronkowski	Patriots	26
Mike Ditka	Chicago	31
Kellen Winslow	San Diego	35
Antonio Gates	San Diego	37

GRONKOWSKI IS SECOND ON PATRIOTS LIST FOR TOUCHDOWNS BY A TIGHT END

Most Receiving Touchdowns by a Patriots Tight End

Player	TD	Years
Ben Coates	50	1991-99
Rob Gronkowski	38	2010-Present
Russ Francis	28	1975-80, 87-88
Ben Watson	20	2004-09

MOST TD CATCHES BY A PATS TIGHT END

MOST TD CATCHES IN A SEASON BY A PATRIOTS TE

Player	Year	Rec	Yds	Avg	Lg	TD
Rob Gronkowski	2011	90	1327	14.7	52t	17
Rob Gronkowski	2010	42	546	13	28	10
Ben Coates	1996	62	682	11	84t	9

Gronkowski finished the 2011 season with 90 receptions, posting the 13th season with 90 or more receptions by a tight end. New Orleans' Jimmy Graham (99) also eclipsed the 90-reception plateau in 2011.

GRONKOWSKI'S 18 OVERALL TDS ARE SECOND MOST BY A PATRIOT IN A SEASON

Gronkowski finished the 2011 season with 18 overall touchdowns (17 receiving, 1 rushing). His 18 overall touchdowns passed Curtis Martin (17 overall in 1996) for the second highest single-season total in Patriots history. Randy Moss had a franchise record 23 total touchdowns in 2007.

PATRIOTS RECORD BOOK / MOST TOUCHDOWNS IN A SEASON

Player	Season	TDs
Randy Moss	2007	23
Rob Gronkowski	2011	18
Curtis Martin	1996	17

GRONKOWSKI'S 38 TDS RECEPTIONS ARE THIRD MOST IN FIRST THREE NFL SEASONS

Most Touchdown Catches First Three NFL seasons

No.	Player
43	Randy Moss (Minnesota - 17, 11 and 15)
40	Jerry Rice (SF -3, 15 and 22)
38	Rob Gronkowski (10, 17 and 11)

Gronkowski has 38 touchdown receptions and 39 touchdowns overall in his first 43 NFL games since entering the NFL in 2010. The NFL record for most overall touchdowns in a player's first three NFL seasons is 47 by Barry Sanders (43 rushing and 4 receiving) and the record for most touchdown receptions in a player's first three NFL seasons is 43 by Randy Moss.

GRONKOWSKI COULD BECOME THE FASTEST TO 40 TOUCHDOWNS

Gronkowski enters the 2013 season with 38 touchdown receptions in 43 regular season NFL games and has an opportunity to become the fastest to 40 touchdown receptions.

FASTEST TO 40 TOUCHDOWNS RECEIVING/ TIGHT END

Player	Games to 40 touchdown receptions
Antonio Gates (SD)	71 Games
Jerry Smith (WAS)	76 Games
Kellen Winslow SR. (SD)	92 Games
Dallas Clark (IND)	96 Games
Tony Gonzalez (KC)	101 Games



PATRIOTS OFFENSIVE NOTES

GRONKOWSKI NEEDS 16 TDs FOR MOST TD CATCHES THROUGH FIRST FOUR YEARS

Most Touchdown Catches, First Four NFL seasons

No.	Player
53	Randy Moss (Minnesota – 17, 11, 15, 10)
49	Jerry Rice (SF -3, 15, 22, 9)
45	Bob Hayes (DAL - 12, 13, 10, 10)
41	Lance Alworth (SD – 3, 11, 13, 14)
38	Rob Gronkowski (10, 17, 11, ??)

GRONKOWSKI: NFL TIGHT END RECORD OF SEVEN GAMES OF TWO OR MORE TDs IN 2011

Gronkowski's seven games with two or more touchdowns in 2011 are an NFL record for a tight end. Antonio Gates (San Diego in 2004) and Jerry Smith (Washington in 1967) each had four two-touchdown games. The NFL record for most two-plus touchdown reception games in a season is eight by Randy Moss with the Patriots in 2007. Gronkowski's is tied with Cris Carter (1995) and Jerry Rice (1987) for the second most games with two or more touchdowns in a single season. Gronkowski has 12 such games in his NFL career, including three in 2012.

MOST GAMES WITH 2+ TD RECEPTIONS/SEASON

8	Randy Moss (Patriots)	2007
7	Rob Gronkowski (Patriots)	2011
7	Cris Carter (Minnesota)	1995
7	Jerry Rice (San Francisco)	1987

GRONKOWSKI LEADS ALL NFL PLAYERS WITH 38 TOUCHDOWN RECEPTIONS SINCE 2010

Gronkowski's 38 touchdown receptions since the start of the 2010 season are the most among all NFL players during that span. Gronkowski's 39 overall touchdowns since 2010 are third, behind Arian Foster (49) and Adrian Peterson (45).

Most Touchdowns Receptions by a Tight End Since 2010

Player	Touchdowns
Rob Gronkowski	38
Jimmy Graham	31
Antonio Gates	26
Tony Gonzalez	24
Vernon Davis	21
Jason Witten	19

Most Touchdown Receptions Since 2010

Player	Touchdowns
Rob Gronkowski	38
Calvin Johnson	37

GRONKOWSKI SETS TEAM MARK WITH A TD REC. IN SIX STRAIGHT GAMES

Gronkowski set a franchise record with a touchdown reception in six straight games in 2011. The Patriots record for most consecutive games with at least one touchdown overall is seven by Curtis Martin.

GRONKOWSKI HAS 9 CAREER 100-YARD GAMES

Gronkowski registered his ninth career 100-yard game and his third of the 2012 season after finishing with 137 yards on seven receptions vs. Indianapolis (11/18/12). In 2011, Gronkowski tied a team mark for a tight end with five 100-yard games. Ben Coates had five 100-yard games in 1994. Gronkowski needs one more 100-yard game to break tie with Ben Coates (9) for the most in team history for a tight end.

Most 100-yard Games by a Patriots Tight End

Player	100-Yard Games
Rob Gronkowski	9
Ben Coates	9

ALL IN THE FAMILY

Gronkowski grew up playing football against his brothers in the backyard. Two of his brothers have NFL playing experience. Dan Gronkowski, finished the 2011 season with Cleveland after spending part of the season with the Patriots. He also spent time with Detroit (2009) and Denver (2010). Chris is currently with San Diego after spending 2012 with Denver, 2010 with Dallas and 2011 with Indianapolis. The Gronkowskis are among 23 different sets of three brothers to have played in the NFL and join nine other families with at least three brothers in the NFL playing at the same time. (Dan is currently out of the NFL).

Family	Brothers	Yr. in NFL at Same Time
Gronkowski	Rob, Dan, Chris	2010- 2011
Baldinger	Brian, Gary, Rich	1986-88, 90-92
Browner	Joey, Keith, Ross	1984-87
Olsen	Merlin, Phil, Orrin	1976
Saul	Rich, Bill, Ron	1970
Richardson	Gloster, Tom, Willie	1969
Rooney	Bill, Cobb, Joe	1924-27
Kinderdine	Hobby, Shine, Walt	1924
Nesser	Al, Frank, Fred, John, Phil, Ted	1921

GRONKOWSKI IS ONE OF FIVE NFL TIGHT ENDS WITH 90-PLUS RECEPTIONS, 1000-PLUS YARDS AND 10-PLUS TOUCHDOWNS IN A SINGLE SEASON

In 2011, Rob Gronkowski joined Dallas Clark, Jimmy Graham, Tony Gonzalez and Todd Christiansen, as the only tight ends in NFL history with 90-plus receptions, 1,000-plus yards and 10-plus touchdown receptions in a single season.

TIGHT ENDS WITH 90-PLUS RECEPTIONS, 1000-PLUS YARDS AND 10-PLUS TOUCHDOWNS IN A SEASON

Player	Rec.	Yards	TDs	Year
Rob Gronkowski (NE)	90	1,327	17	2011
Jimmy Graham (NO)	99	1,310	11	2011
Dallas Clark (IND)	100	1,106	10	2009
Tony Gonzalez (KC)	96	1,058	10	2008
Todd Christiansen (LAR)	92	1,247	12	1983



G LOGAN MANKINS

MANKINS GOT A UNIQUE RIDE TO THE 2011 AFC CHAMPIONSHIP GAME

Logan Mankins' car wouldn't start when he was leaving the team hotel to head to last season's AFC Championship Game (01/22/12). He went back into the hotel lobby with plans to call a car service for help, but he ran into fans dressed in Patriots apparel and asked if they were going to the game and if they could give him a ride. The fans planned on parking at their usual spot across from the stadium but Mankins was able to return the favor of a ride for premium parking right next to the stadium.





RB STEVAN RIDLEY

STEVE RIDLEY GOES OVER 1,000 YARDS RUSHING IN 2012

Steven Ridley reached 1,000 yards in 2012 to give New England its 15th 1,000-yard rushing season. He is the 12th Patriots player to reach 1,000 yards and his 1,263 yards was the fourth-most in franchise history.

PATRIOTS WITH 1,000 YARDS RUSHING IN A SEASON

Player	Yards	Year
Stevan Ridley	1,263	2012
BenJarvus Green-Ellis	1,008	2010
Corey Dillon	1,635	2004
Antowain Smith	1,157	2001
Robert Edwards	1,115	1998
Curtis Martin	1,160	1997
Curtis Martin	1,152	1996
Curtis Martin	1,487	1995
Leonard Russell	1,088	1993
John Stephens	1,168	1988
Craig James	1,227	1985
Tony Collins	1,049	1983
Sam Cunningham	1,015	1977
Jim Nance	1,216	1967
Jim Nance	1,458	1966

RIDLEY GOING STRONG

Stevan Ridley became the fifth Patriots player to reach 1,200 yards and his 1,263 yards in 2012 are the fourth best in franchise history.

MOST YARDS RUSHING/SINGLE SEASON

Player	Season	Yds
Corey Dillon	2004	1,635
Curtis Martin	1995	1,487
Jim Nance	1966	1,458
Stevan Ridley	2012	1,263
Craig James	1985	1,227

RIDLEY REACHES 12 TDS IN 2012

Stevan Ridley scored 12 rushing TDs in 2012. It is the 13th time in Patriots history that a running back has finished a season with 10 or more touchdowns rushing. Ridley (12) and TE Rob Gronkowski (11) both had 10-plus touchdowns on the year. It is the third straight season and fifth time in team history that the Patriots have had two players finish with 10 or more touchdowns in a season. In 2011, RB BenJarvus Green-Ellis (11) and Rob Gronkowski (18) had 10 touchdown seasons. In 2010, Gronkowski (10) and Green-Ellis (13) had 10 touchdown seasons. In 1974, Mack Herron had 12 touchdowns (7 rushing, 5 receiving) and Sam Cunningham had 11 (9 rushing, 2 receiving). In 1976, Steve Grogan had 12 touchdowns (12 rushing) and Andy Johnson had 10 touchdowns (6 rushing, 4 receiving).

STEVEAN RIDLEY LED TEAM WITH 12 TOUCHDOWNS

Ridley finished tied for third in the NFL with 12 rushing touchdowns in 2012. The 12 rushing touchdowns are tied with Corey Dillon (2005 and 2004), Antowain Smith (2001) and Steve Grogan (1976) for fifth all-time in team history.

MOST RUSHING TOUCHDOWNS/SEASON IN PATRIOTS HISTORY

14	Curtis Martin, 1996
14	Curtis Martin, 1995
13	BenJarvus Green-Ellis, 2010
13	Corey Dillon, 2006
12	Stevan Ridley, 2012
12	Corey Dillon, 2005
12	Corey Dillon, 2004
12	Antowain Smith, 2001
12	Steve Grogan, 1976

STEVE RIDLEY HAD FOUR 100-YARD RUSHING DAYS IN 2012

Stevan Ridley had his first career 100-yard day in the 2012 season opener at Tennessee (9/9) with 125 yards rushing on 21 carries for a 6.0-yard average. He finished with 106 yards rushing on 22 carries for a 4.8-yard average at Buffalo (9/30), a career-high 151 rushing yards vs. Denver (10/7) and then gained 127 yards on 15 carries for an 8.5-yard average at St. Louis (10/28).

RIDLEY GOES LONG

In the season opener at Tennessee (9/9/12), Ridley had five runs of 15 or more yards (17, 17, 16, 15, 15). No Patriots running back in at least the past 25 years has done that in a single game, according to the Elias Sports Bureau. Tennessee's Chris Johnson was the last NFL player to have five runs of 15 or more yards in a game (Nov. 27, 2011 vs. Tampa Bay).

RIDLEY CLOSE TO QUALIFYING FOR TEAM LEAD IN RUSHING AVERAGE

Ridley has 424 rushing attempts for 1,878 yards for a .443 yard average. He needs 26 more rushing attempts to meet the team qualification of 450 rushing attempts to qualify for the team lead in rushing average.

Highest Average Rushing gain (Career) (450 attempts)

Player	Average
Stevan Ridley	4.43, 2011-2013 (424-1,878)
Corey Dillon	4.22, 2004-06 (753-3,180)
Craig James	4.22, 1984-88 (585-2,469)
Kevin Faulk	4.17, 1999-11 (864-3,607)
Laurence Maroney	4.17, 2006-09 (582-2,430)



T NATE SOLDER

2011 FIRST ROUND PICK NATE SOLDER

It only took a day for Nate Solder to decide to change from his lifelong position of tight end to tackle after playing his freshman year at Colorado as a tight end. "My coaches came to me and said, 'You'd be an all right tight end, but you'd be an even better tackle,'" he told the *Boston Globe*. "I've always wanted to be great, so that's why I moved to tackle." He added over 30 pounds after his redshirt freshman season and was named the team's starting left tackle. He played in 2,540 of 2,542 offensive plays over the next three seasons at Colorado and became an immediate contributor on the Patriots offensive line at right tackle as a rookie before moving to left tackle.



WR MATTHEW SLATER

MATTHEW SLATER: LIKE FATHER LIKE SON

Matthew Slater is one of nine sons of Hall of Fame members to be drafted in NFL history.

HALL OF FAME FATHERS WITH SONS DRAFTED IN THE NFL

Jackie Slater (class of 2001) – son, Matthew Slater (NE)
Bobby Bell (class of 1983) – son, Bobby Bell (NYJ)
Tony Dorsett (class of 1994) – son, Anthony Dorsett (HOU)
Bob Griese (class of 1990) – son, Brian Griese (DEN)
Russ Grimm (class of 2010) – son, Cody Grimm (TB)
Howie Long (class of 2000) – son, Chris Long (STL)
son, Kyle Long (CHI)
Don Shula (class of 1997) – son, Mike Shula (TB)
Kellen Winslow (class of 1995) – son, Kellen Winslow (CLE)



PATRIOTS OFFENSIVE NOTES

SLATER LED THE TEAM IN SPECIAL TEAMS TACKLES FOR THIRD STRAIGHT YEAR

Slater led the team with 20 special teams tackles, one behind his career-high of 21 tackles set in 2010. He has led the Patriots in special teams tackles for the past three seasons with 21 in 2010, 17 in 2011 and 20 in 2012.

SLATER EMERGED AS A TWO-TIME CAPTAIN AND TWO-TIME PRO BOWLER ON SPECIAL TEAMS

Bill Belichick recently acknowledged Matthew Slater's role as a gunner on special teams: "Matt is one of the best in the league," Belichick said. "Any time the punt return team has to double somebody, that makes it one less guy they can use somewhere else in the return. He almost always draws two guys out there unless they're in an eight-man rush. Most of the time, there's two guys out there — fourth-and-short, where they're trying to protect the box — but he draws a lot of double teams, and deservedly so. He does an outstanding job of covering punts."



OL WILL SVITEK

WILL SVITEK TAKES A HIKE TO REMEMBER

Will Svitek was born in Prague, Czechoslovakia. When he was 2, his parents took him and his three brothers out of the communist country. They left in secret with no money and only the clothes on their backs. Saying they were on a day hike, they walked 14 hours through the mountains and ended up in Austria. The family spent eight months in a refugee camp until being legalized to come to the United States. "My parents were hard-working immigrants who came here to achieve the American Dream and help their sons reach their full potential," said Svitek. "I think they instilled it in me to do everything well. I am a competitive person on the field and in the classroom and I don't think you can just turn that switch off."



T SEBASTIAN VOLLMER

SEBASTIAN VOLLMER MAKES HIS MARK

A native of Kaarst, Germany, Vollmer did not begin playing football until the age of 14 when he started playing for the Dusseldorf club team. Vollmer helped lead his German prep school team to two national football championships. His early football success landed him an appearance in the 2004 Global Junior Championships in San Diego, which led him to a scholarship at Houston. He spoke very little English when he signed with Houston, but he became fluent in the language as he developed from a 250-pound tight end into a 315-pound lineman who started his final 25 games at tackle for the Cougars. He was not invited to the NFL combine, but Vollmer's collegiate career created interest from the Patriots, who drafted him in the second round of the 2009 draft. Nicknamed "Seabass" during his playing days at Houston, it is a nickname that has carried over to the NFL.



C RYAN WENDELL

RYAN WENDELL LEADS THE NFL IN PLAY SNAPS IN 2012

Ryan Wendell played a league-high 1,249 snaps in 2012 and it helped earn him a spot on the USA Today All-Joe team in 2012. Said Wendell: "I think first it says a lot about the organization, our training staff and our strength training coaches, that they do everything they can all season and all off-season and during the spring to keep us healthy throughout the whole season. I think it says more about them then it does about me individually."





PATRIOTS DEFENSIVE NOTES



CB KYLE ARRINGTON

WHAT IS IN A NUMBER

When Arrington was first making the transition from Hofstra to the NFL in 2008, he was assigned jersey No. 42. At that point in his career, he was cut by both the Eagles and Buccaneers.

When Arrington first arrived in New England as a practice squad player in 2009, he initially donned No. 27. But when No. 24 became available, a result of Jonathan Wilhite leaving in free agency after the 2010 season, Arrington pounced on it.

The reason is that it reflects how he's flipped his NFL fortunes -- from a No. 42 struggling to hang on to a No. 24 who has carved out a role on a winning team.

Arrington moved from 24 to 25 in an agreement with Adrian Wilson this past season to accommodate the veteran's desire to keep the same jersey he has worn during his 12-year NFL career.



S STEVE GREGORY

STEVE GREGORY WAS ABOUT TO ENTER THE POLICE ACADEMY WHEN SAN DIEGO CALLED

Steve Gregory's father and stepmother are New York City police officers and both were on duty during the events of September 11, 2001. Following his college career at Syracuse, Gregory took the test to enter the police academy. He found out he passed the test on the same day that the San Diego Chargers called him to offer him a rookie free agent contract.

GREGORY SETS CAREER HIGH WITH HIS THIRD INTERCEPTION OF THE SEASON IN 2012

Steve Gregory set a single-season career-high when he intercepted Miami QB Ryan Tannehill in the first quarter for his third on the season in the season-finale on Dec. 30, 2012. The pick helped set up a 9-yard touchdown pass from Tom Brady to Wes Welker. Gregory's previous single-season high was two interceptions in 2010 when he played for San Diego.



LB DONT'A HIGHTOWER

DONT'A HIGHTOWER WEARS TEDY BRUSCHI'S JERSEY #54

As a first round draft pick, Dont'a Hightower is used to high expectations. Hightower went to training camp with jersey #45 but was switched to jersey #54 prior to the start of the regular season. Former LB Tedy Bruschi wore #54 for 13 seasons. Hightower understands the importance of the number and hopes to live up to its legacy. "I definitely feel honored to be able to wear this number," Hightower said. "I've read that Tedy didn't want it to be retired and he hoped another linebacker would come in and be able to wear this number and be able to play as well. I feel honored. Tedy was a great player, and he means a lot to this organization. I'm definitely proud to be able to wear this number."



DE CHANDLER JONES

2012 FIRST ROUND PICK CHANDLER JONES FOLLOWS IN BROTHERS' FOOTSTEPS

Chandler Jones has two brothers, Arthur, a fifth-round NFL Draft selection by the Baltimore Ravens in 2010, who was a Syracuse defensive tackle, and Jon "Bones" Jones, a UFC fighter and the reigning Lightweight Champion.

CHANDLER'S PERK OF BEING IN THE NFL

Chandler Jones was excited to get the Madden football game and play himself: "I've always put myself in Madden manually, but now that I can actually buy the game and see myself already installed in the game, it's great."

JONES HAS SECOND TWO-SACK GAME

DE Chandler Jones tied his career high with his second two sack game of his career in the win vs. the New York Jets on Sept. 12, 2013. He had his first two-sack game at Seattle on Oct. 14, 2012. Jones sacked Jets QB Geno Smith twice in the second quarter. First, he dropped Smith for an 11-yard loss on third-and-5 in the second quarter, forcing a Jets punt on the next play. On the Jets' next drive, Jones sacked Smith again, this time for a 5-yard loss.

JONES HAS FORCED THREE FUMBLES ON SACKS


Jones had three forced fumbles in 2012. Jones forced a fumble on a sack at Tennessee (9/9/12), vs. Arizona (9/16/12) and at Seattle (10/14/12).



LB JEROD MAYO

MAYO OVER 100 TACKLES FOR THE FIFTH STRAIGHT YEAR

LB Jerod Mayo had 184 total tackles in 2012 and has now registered 100 or more tackles in five straight years. He is the first player in Patriots history to register 100 tackles in his first five NFL seasons, and the fourth Patriots' player with at least five straight 100-tackle seasons. Mayo has 43 tackles through the first four games of 2013 and is on pace to finish with 172 total tackles.



100 Tackles in at least five consecutive seasons/Patriots

6 Fred Marion (1985-1990)

5 Jerod Mayo (2008-2012)

5 Lawyer Milloy (1997-2001)

5 Vincent Brown (1991-1995)

MAYO A TACKLING MACHINE

Jerod Mayo had his fifth straight 100-tackle season and his second season with over 180 total tackles after finishing the season with 184 tackles, fifth-highest single season tackle total in franchise history. Mayo's 184 tackles are second to the 193 he had in 2010. Mayo registered at least 10 tackles in 10 games, including a season-high of 20 vs. the New York Jets (10/28/12). He matched his career-best with 10 games with 10 tackles. In 2010 he also had 10 games with 10 or more tackles.

Patriots Single Season Tackle Leaders All-Time

Year	Player	Tackles
1983	LB Clayton Weishuhn	229
1984	LB Steve Nelson	207
2010	LB Jerod Mayo	193
1980	LB Steve Nelson	186
2012	LB Jerod Mayo	184

MAYO IS NFL'S LEADING TACKLER SINCE 2010

Mayo has been the most productive tackler in the NFL since 2010, leading the NFL with 514 total tackles.

MOST TACKLES IN THE NFL SINCE 2010

Player	Tackles
Jerod Mayo	523
Chad Greenway (Minnesota)	480
London Fletcher (St. Louis)	474



PATRIOTS DEFENSIVE NOTES

MAYO TIES TEAM MARK BY LEADING TEAM IN TACKLES FOR FIFTH TIME

Jerod Mayo has led the Patriots in tackles for five straight seasons (2008-12), joining Vincent Brown and Steve Nelson as the only Patriots players to lead the team in tackles for five straight seasons.

Most years Leading the Patriots in Tackles

5 Jerod Mayo (2008, 2009, 2010, 2011, 2012)

5 Vincent Brown (1991, 1992, 1993, 1994, 1995)

5 Steve Nelson (1979, 1980, 1982, 1984, 1985)

MAYO IS A YOUNG LEADER

Jerod Mayo learned knowledge and discipline are the keys to success while spending afternoons with his three brothers under the supervision of their grandfather, Walter Johnson, a retired Air Force veteran of 30 years. While Mayo's mother worked two jobs, Johnson taught the boys discipline, responsibility and the value of life. Those lessons helped Mayo develop a work ethic and demeanor that has earned him the nickname of "Old Soul" from his teammates. His leadership skills and talent helped him become only the second Patriot to be named AFC Rookie of the Year, earning that title in 2008 to join Michael Haynes (1976).

MAYO ON WHY THE PATRIOTS HAVE SUCCESS

Mayo, who served as a defensive co-captain for New England last season, says the team's continued success is a result of the entire organization working towards one common goal.

"If you want to be a good football team, you'll never be stuck in rush-hour traffic," says Mayo. "You are the first one here and the last one to leave. I think guys really buy into that, guys that come from other teams, I think they follow the lead of the bulk of this team."



DB DEVIN MCCOURTY

DOUBLE TROUBLE: CB DEVIN MCCOURTY

After being selected by the Patriots in the first round of the 2010 NFL Draft, DB Devin McCourty became part of a select group in league history. McCourty's identical twin brother, Jason, is a cornerback with Tennessee, selected in the sixth round of the 2009 NFL Draft. The two are the 12th set of twins to play in the NFL. Devin redshirted for the 2005 season and therefore was a year behind his brother in eligibility. McCourty is the second twin to suit up for the Patriots, after CB Kato Serwanga was a member of the team from 1998-2000. His twin brother, Wasswa, played for San Francisco and Minnesota from 1999-2001. According to McCourty's mother, the two can only be told apart by tiny scars on their faces left by chickenpox. The McCourty twins are one of three active sets of twins playing in the NFL.

Current Twins Playing in the NFL

Devin (NE) and Jason McCourty (TEN)

Pat (ARI) and Paul McQuistan (SEA)

Maurkice (PIT) and Mike Pouncey (MIA)

MCCOURTY REGISTERS SECOND CAREER TWO-INTERCEPTION GAME AT BUFFALO

Devin McCourty had his second career two-interception game in the win at Buffalo on Sept. 30, 2012. He had his first interception of the 2012 season when he picked off a Ryan Fitzpatrick pass at the Buffalo 42-yard line in the first quarter. He picked off his second pass in the fourth quarter. It is McCourty's second career two-interception game. He had his first two-interception game at Detroit on Nov. 25, 2010. The Patriots are 9-0 when McCourty has at least one interception in a game.

MCCOURTY HAS A 104-YARD KICKOFF RETURN FOR A TOUCHDOWN; SECOND LONGEST IN TEAM HISTORY

Devin McCourty had a 104-yard kickoff return for a touchdown in the first quarter vs. the Jets (10/21/12), the second longest kickoff return in team history. Ellis Hobbs has the longest in team history with a 108-yard return for a touchdown at the New York Jets on Sept. 9, 2007. McCourty was named AFC Special Teams Player of the Week for his performance.

Longest Kickoff return in Patriots History

Ellis Hobbs 108TD at New York Jets (09-09-07)

Devin McCourty 104TD vs. New York Jets (10-21-12)

MCCOURTY HAS THIRD PICK IN THE END ZONE IN 2012

Devin McCourty picked off Colin Kaepernick in the end zone in the third quarter vs. San Francisco (12/16/12). It was his third pick in the end zone in 2012. McCourty picked off Matt Schaub vs. Houston on Dec. 10, 2012 in the first quarter. McCourty picked off Ryan Fitzpatrick in the end zone in the fourth quarter vs. Buffalo on Nov. 11, 2012. It is the fourth time in 2012 that the Patriots have intercepted a pass in the end zone. Rookie Tavon Wilson had an interception in the end zone at Tennessee on Sept. 9 in the second quarter.



DE ROB NINKOVICH

NINKOVICH LEADS NFL OVER LAST FOUR SEASONS WITH 10 FUMBLE RECOVERIES

Ninkovich has more opponent fumble recoveries (10) over the last four seasons (2010-2013) than any other NFL player. Chicago's Brian Urlacher and Vince Wilfork are second during that time with seven opponent fumble recoveries.



NINKOVICH: WHERE DID HE COME FROM?

Rob Ninkovich's journey to the Patriots was not easy. He entered the league as a fifth-round pick by the Saints in 2006 and was waived four times by New Orleans and Miami before landing in New England on Aug. 2, 2009. He spent the 2009 offseason trying to make the New Orleans team as a long snapper. Before coming to the Patriots, he had appeared in just eight games over three seasons. He doubled that total in his first year in New England, appearing in 15 games in 2009 and his role on the team has grown since, earning a starting role at linebacker in 2010 and 2011 before moving to a starting role on the defensive line in 2011.

NINKOVICH SCORED AS A TE IN COLLEGE

Ninkovich played some at tight end in college at Purdue and caught two touchdown passes with a 2-yard touchdown pass from Dallas QB Kyle Orton and a 1-yard touchdown pass from New York Giants QB Curtis Painter.



PATRIOTS DEFENSIVE NOTES

NINKOVICH AND SPIKES: BACK-TO-BACK WEEKS WITH TWO FORCED FUMBLES EACH

LB Brandon Spikes forced two fumbles at Buffalo (9/30/12) and Ninkovich forced two fumbles vs. Denver (10/7/12) to become one of eight Patriots players to record at least two forced fumbles in a single game.

Most Forced Fumbles in a game/ Patriots History

Player	Points
Mike Vrabel (10/28/07 vs. Washington)	3
Rob Ninkovich (10/07/12 vs. Denver)	2
Brandon Spikes (09/30/12 at Buffalo)	2
Adalius Thomas (12/16/07 vs. NY Jets)	2
Rosevelt Colvin (09/16/07 vs. San Diego)	2
Roman Phifer (11/23/02 vs. Minnesota)	2
Tebucky Jones (12/22/01 vs. Miami)	2
Ferric Collins (10/20/96 at Indianapolis)	2



LB BRANDON SPIKES

SPIKES IS A THROWBACK

Spikes, who patterns his style of play after Hall of Fame linebacker Dick Butkus, shared his feelings on modeling his game after old-school linebackers. "My thing is, when I'm done with this game, I want the older guys when they watch to say, 'He's playing the position the right way.' It's just a point of respect from me to them." Spikes' passion and energy are apparent when he plays the game. Said former Patriots safety Rodney Harrison in a recent interview with the *Boston Herald*: "You can see how much he loves it, how he enjoys being physical. He's an intimidator. He's got that fight in him. He's going to hit you and you're going to feel it."



SPIKES WENT OVER 100 TACKLES

Spikes had 10 or more tackles in six games and finished with a career-high 128 tackles in 2012. With Jerod Mayo at 184 tackles and Spikes at 128, it is the fifth time in the Bill Belichick era that two players have finished with 100 or more tackles.



DB AQIB TALIB

AQIB TALIB HAS A NOSE FOR THE BALL

Aqib Talib has been one of the most prolific cornerbacks in the NFL at intercepting opposing quarterbacks and returning those interceptions for touchdowns during his NFL career. Since 2009, Talib is tied for second in the NFL with 19 interceptions, and ranks third in the league with 4 INT Touchdowns:

NFL Leaders in Interceptions (since 2009):

NFL RANK	PLAYER	GAMES PLAYED	INT	PASSES DEFENSED
1	Asante Samuel	58	24	58
2t	Aqib Talib	53	19	54
2t	Charles Woodson	57	19	53
3t	Jairus Byrd	62	18	27
3t	DeAngelo Hall	64	18	57
3t	Ed Reed	55	18	44

AQIB TALIB HAS A NOSE FOR THE BALL (continued)

NFL Leaders in INT Returns for TDs (since 2009):

NFL RANK	PLAYER	GAMES	INT	INT TDS
1	Charles Tillman	66	15	6
2	Charles Woodson	57	19	5
3	Aqib Talib	53	19	4

Additionally, Talib has excelled in the category of interception-to-touch ratio, which measures the number of times a defender touches the ball against the number of times he records an interception. Over the past five seasons, Talib has registered an interception 35.2% of the time he touches the ball, good for third best in the NFL over that same time period. Only Asante Samuel and Charles Woodson have intercepted the ball at a higher rate (41.4%, 35.8%) than Talib:


NFL RANK	PLAYER	TOTAL TOUCHES	TOTAL INTS	INT-TOUCH RATIO
1	Asante Samuel	58	24	41.4%
2	Charles Woodson	53	19	35.8%
3	Aqib Talib	54	19	35.2%
4	Deangelo Hall	57	18	31.6%
5	Charles Tillman	51	15	29.4%



DL VINCE WILFORK

VINCE WILFORK REGISTERS FIRST CAREER INTERCEPTIONS IN 2011

Vince Wilfork recorded his first career interception when he picked off QB Philip Rivers in the second quarter vs. San Diego (9/18). He had his second interception at Oakland (10/2) to join Anthony Pleasant (2001) as the only other Patriots defensive lineman to ever record two interceptions in the same season. Wilfork is one of four Patriots defensive linemen to ever record two interceptions overall, joining Pleasant, Richard Seymour and Henry Thomas.



WILFORK'S FIRST FORCED FUMBLE CAME AGAINST TEAMMATE LEON WASHINGTON

Wilfork's first career forced fumble came against 2013 free agent acquisition Leon Washington in a September 20, 2009 contest against the New York Jets. In the first quarter of a 16-9 Patriots loss, Wilfork stripped the Jets' Washington on his own 17-yard line to set up a Patriots field goal. Wilfork forced one fumble in 2011 and two in 2012 to bring his total to four over the course of his nine-year career.

VINCE WILFORK: REASONS FOR PATRIOTS SUCCESS

Patriots Pro Bowl DL Vince Wilfork, who has served as a defensive captain for the Patriots for five straight seasons, says the team's continued success is a result of the entire organization working towards one common goal: "The Patriots are all about team, family and smart football players. They try to get good people here from coaches to guys who work in the front office to guys who put on this uniform. I think everybody has to have one goal in mind, and that's to be together. When you get an organization together that is seeking one goal, you can be pretty successful.



PATRIOTS SPECIAL TEAMS NOTES



K STEPHEN GOSTKOWSKI

GOSTKOWSKI LED NFL IN 2012 WITH 153 POINTS

Stephen Gostkowski finished first in the NFL in 2012 with 153 total points, a single-season career-high. His previous best was 148 points in 2008. Gostkowski's total was second in team history to the 155 by Gino Cappelletti in 1964.

Patriots Record for Most Points in a Season

155 Gino Cappelletti, 1964 (includes 7 TDs)

153 Stephen Gostkowski, 2012

148 Stephen Gostkowski, 2008

147 Gino Cappelletti, 1961

143 Stephen Gostkowski, 2011

NFL Record for Most Points by a Kicker

166 David Akers (San Francisco) in 2011

164 Gary Anderson (Minnesota) in 1998

163 Jeff Wilkins (St. Louis) in 2003

161 Mark Moseley (Washington) in 1983

157 Mike Vanderjagt (Indianapolis) in 2003

153 Stephen Gostkowski (New England) in 2012



EVEN STEPHEN

Since joining the Patriots as a fourth-round draft choice in 2006, Gostkowski has connected on 84.6 percent of his regular-season field goal attempts (181-for-214), achieving the best field goal percentage in Patriots history.

PATRIOTS ALL-TIME LEADERS / FIELD GOAL PCT.

(Minimum 50 Attempts)

Player	Years	FGM	FGA	Pct.
Stephen Gostkowski	2006-13	181	214	.846
Adam Vinatieri	1996-05	263	321	.819
Matt Bahr	1993-95	55	72	.764

GOSTKOWSKI THIRD IN POINTS

Gostkowski is third in team history with 883 total points.

Most Points/ Patriots History

Player	Points
Adam Vinatieri (1996-05)	1,158
Gino Cappelletti (1960-70)	1,130
Stephen Gostkowski (2006-13)	906
John Smith (1974-83)	692

GOSTKOWSKI SIXTH BEST EVER IN FG PCT.

Stephen Gostkowski's 84.4 field goal percentage is for the sixth-best among NFL kickers all-time.

Player	Years	FGM	FGA	Pct.
Mike Vanderjagt	1998-06	230	266	86.5
Nate Kaeding	2004-12	181	210	86.2
Robbie Gould	2005-13	215	250	86.0
Shayne Graham	2001-12	245	287	85.4
Rob Bironas	2005-13	221	259	85.3
Stephen Gostkowski	2006-13	181	214	84.6
Matt Bryant	2002-13	241	285	84.6
Connor Barth	2008-12	101	120	84.2

GOSTKOWSKI IS FIRST PATRIOTS PLAYER TO KICK TWO 50-YARD FIELD GOALS IN THE SAME GAME

Gostkowski drilled a 51-yard field goal in the third quarter and a 53-yarder in the fourth quarter vs. Arizona on Sept. 16, 2012. The 53-yarder tied a career-long. He also had a 53-yarder at Denver on Oct. 11, 2009 and vs. Tampa Bay on Sept. 22, 2013. It is the first time in Patriots history that a player has connected on two 50-yard field goals in the same game.

GOSTKOWSKI ONE 50-YARD FIELD GOAL AWAY FROM BREAKING A TIE FOR THE FRANCHISE LEAD

Gostkowski is now 8-of-11 from 50 yards or more as a member of the Patriots and needs one more 50-yard field goal to break a tie with Adam Vinatieri for most 50-yard field goals in New England history.

Patriots Record for Most 50 Yard Field Goals

Player	Years	FGM	FGA	Pct.
Stephen Gostkowski	2006-12	8	11	72.7
Adam Vinatieri	1996-2005	8	17	47.1
Tony Franklin	1984-87	3	6	50.0

GOSTKOWSKI FINISHED 2012 WITH SECOND MOST EXTRA POINTS IN A SEASON

With four extra points against Miami (12/30) in the season-finale, Gostkowski finished 2012 with 66 extra points, second in Patriots and NFL history to his 74 in 2007.

Patriots/Most Extra Points in a Season

74 Stephen Gostkowski, 2007

66 Stephen Gostkowski, 2012

59 Stephen Gostkowski, 2011

NFL/Most Extra Points in a Season

74 Stephen Gostkowski, 2007

66 Stephen Gostkowski 2012

64 Jeff Wilkins (St. Louis), 1999

63 John Kasay (New Orleans), 2011



RB LEON WASHINGTON

LEON WASHINGTON TIES NFL RECORD FOR MOST KICKOFF RETURNS FOR A TOUCHDOWN WITH EIGHT

Leon Washington shares the NFL record with Josh Cribbs with eight career kickoff returns for a touchdown.

MOST KICKOFF RETURNS FOR TOUCHDOWNS/CAREER

Player	TOUCHDOWNS
Leon Washington (N.Y. Jets, Seattle)	8
Josh Cribbs (Cleveland)	8
Ollie Matison	6
(Cardinals, Rams, Detroit, Philadelphia)	
Gale sayers (Chicago)	6
Travis Williams (Green Bay, LA)	6
Mel Gray	6
(NO, Detroit, Houston, Tennessee, Philadelphia)	
Dante Hall (KS, St. Louis)	6

WASHINGTON TIES NFL RECORD WITH TWO KICKOFF RETURNS FOR A TOUCHDOWN IN A SINGLE GAME

Washington became the 10th player in NFL history to return two kickoffs for touchdowns in the same game when he had a 101-yard return and a 99-yard return for touchdowns vs. San Diego on Sept. 26, 2010 while he was with the Seattle Seahawks.

MOST KICKOFF RETURNS FOR A TOUCHDOWN IN A SINGLE GAME/NFL HISTORY

Player
2 Leon Washington , Seattle vs. San Diego, Sept. 26, 2010
2 Josh Cribbs, Cleveland vs. Kansas City, Dec. 20, 2009
2 Ted Ginn, Jr., Miami vs. NY Jets, Nov. 1, 2009
2 Andre' Davis, Houston vs. Jacksonville, Dec. 30, 2007
2 Devin Hester, Chicago vs. St. Louis, Dec. 11, 2006
2 Chad Morton, NY Jets vs. Buffalo, Sept. 8, 2002 (OT)
2 Tyrone Hughes, New Orleans vs. LA Rams, Oct. 23, 1994
2 Ron Brown LA Rams vs. Green Bay, Nov. 24, 1985
2 Travis Williams, Green Bay vs. Cleveland, Nov. 12, 1967
2 Timmy Brown, Philadelphia vs. Dallas, Nov. 6, 1966



PATRIOTS REFERENCE NOTES

TOM BRADY CONNECTS ON A 99-YARD PASS IN 2011

Tom Brady connected with Wes Welker on a 99-yard touchdown in the fourth quarter of the 2011 season-opener at Miami (9/12/11). The 99-yard play tied the NFL record for the longest offensive play, which has been accomplished 14 times.

(13) 99-YARD PASS PLAYS

Frank Filchock to Andy Farkas, Wash. vs. Pitt. – Oct. 15, 1939
George Izo to Bobby Mitchell, Wash. vs. Clev. – Sept. 15, 1963
Karl Sweetan to Pat Studstill, Det. vs. Balt. – Oct. 16, 1966
Sonny Jurgensen to Gerry Allen, Wash. vs. Chic. – Sept. 15, 1968
Jim Plunkett to Cliff Branch, LA Raiders vs. Wash. – Oct. 2, 1983
Ron Jaworski to Mike Quick, Phil. vs. Atl. – Nov. 10, 1985
Stan Humphries to Tony Martin, SD. vs. Sea. – Sept. 18, 1994
Brett Favre to Robert Brooks, GB vs. Chic. – Sept. 11, 1995
Trent Green to Marc Boerigter, KC vs. SD. – Dec. 22, 2002
Jeff Garcia to Andre Davis, Clev. vs. Cin. – Oct. 17, 2004
Gus Ferrotte to Bernard Berrian, Minn. vs. Chi. – Nov. 30, 2008

Tom Brady to Wes Welker, NE at Mia. – Sept. 12, 2011

Eli Manning to Victor Cruz, NY Giants at NY Jets – Dec. 24, 2011

(1) 99-YARD RUN PLAY

Tony Dorsett, Dal. vs. Minn. – Jan. 3, 1983

ANNUAL ACHIEVEMENTS

The Patriots won more than half of their games for the 12th straight year after reaching nine wins with the 23-16 win at Miami on Dec. 2, 2012. They are the first team to win more than half of their games in 12 straight seasons since free agency began in 1993. The Patriots are the third team to win more than half of their games in 12 straight seasons since the 1970 AFL-NFL merger, joining the 49ers (16 straight from 1983-1998) and the Cowboys (16 straight from 1970-85).

MOST CONSECUTIVE WINNING SEASONS (since 1970 merger)

San Francisco (1983-98)..... 16
Dallas (1970-85)..... 16
New England (2001-11).....12
Oakland (1970-80)..... 11

PATRIOTS HAVE THE MOST 9+ WIN SEASONS SINCE 2001

The Patriots are the only team in the NFL to have recorded nine or more wins in each of the last 12 seasons.

MOST SEASONS OF 9+ WINS SINCE 2001

New England 12
Indianapolis 10
Baltimore 9
Green Bay 9
Pittsburgh 9
Philadelphia 8

PATRIOTS WIN 10 FOR THE 10th STRAIGHT YEAR

New England has reached at least 10 regular-season wins for 10 consecutive seasons, joining San Francisco (16) as the only teams to accomplish the feat.

Team	Years	Consecutive Seasons with 10+ Wins
San Francisco	1983-1998	16
New England	2003-present	10
Indianapolis	2002-2010	9

PATRIOTS FORCE TURNOVERS

The Patriots lead the NFL with a +150 turnover margin since the 1994 season. The Patriots finished first in the NFL with a +25 turnover margin in 2012.

NFL TURNOVER MARGIN SINCE 1994

Rank	Team	Turnover Margin
1.	New England	+151
2.	Kansas City	+87
3.	Green Bay	+77

PATRIOTS HAVE LED THE AFC IN TURNOVER RATIO AND TAKEAWAYS IN 2010, 2011 AND 2012

The Patriots have led the AFC in turnover ratio and total takeaways in each of the last three seasons (2010-2012). The Patriots led the NFL in turnover ratio in 2010 and 2012 and finished second in the NFL in total takeaways in 2012 and 2010

Year	Turnover Ratio	Total Takeaways
2010	+25	41
2011	+17	34
2012	+28	38

WHAT'S THE POINT?

During the past 13 seasons, the Patriots defense has always ranked higher in fewest points allowed than in yards allowed except for 2007 when both ranked fourth. The Patriots finished tied for 9th in the NFL on defense by allowing an average of 20.7 points per game in 2012.

	Avg. Points Allowed	Avg. Yds Allowed
2013	14.3 (6)	346.0 (16)
2012	20.7 (9t)	373.3 (25)
2011	21.4 (15)	411.1 (31)
2010	19.6 (8)	365.5 (25)
2009	17.8 (5)	320.2 (11)
2008	19.3 (8)	309.0 (10)
2007	17.1 (4)	288.3 (4)
2006	14.8 (2)	294.4 (6)
2005	21.1 (17)	330.2 (26)
2004	16.3 (2t)	310.6 (9)
2003	14.9 (1)	291.6 (7)
2002	21.6 (17)	336.1 (23)
2001	17.0 (6)	334.5 (24)
2000	21.1 (17)	334.6 (20)

PATRIOTS SET THE NFL RECORD FOR MOST CONSECUTIVE GAMES AT .500 OR BETTER

The loss to Baltimore on Sept. 23, 2012 ended the Patriots run of 145 consecutive games at .500 or better, the longest such streak in NFL history. Dallas had the second longest streak ever with 115 games at .500 or better (1965-1974). At 1-2, the Patriots were under .500 for the first time since starting the 2003 season with an 0-1 record.

NFL'S BEST ROAD WARRIORS

Since the start of the 2000 season, the Patriots have the best regular-season road record at 71-35 (.670).

TEAM	RECORD	PCT.
New England	71-35	.670
Philadelphia	65-40-1	.618
Indianapolis	65-41	.613
Pittsburgh	60-45	.571

DIVISIONAL DOMINANCE I

The New England Patriots own a 61-15 (.803) record in regular season AFC East games since the beginning of the 2001 season, compiling the best intra-division record of any team in the NFL. The Patriots finished a perfect 6-0 in the AFC East in 2012.

NFL'S TOP DIVISIONAL RECORDS SINCE 2001

Team	W	L	T	Pct.
New England Patriots	61	15	0	.803
Green Bay Packers	53	21	0	.716
Indianapolis Colts	52	23	0	.693
Pittsburgh Steelers	53	24	0	.688

AFC EAST DIVISIONAL RECORDS SINCE 2001

Team	W	L	T	Pct.	Div. Titles	Years
New England	61	15	0	.803	10	2001, 03-07, 09-12
New York Jets	37	39	0	.487	1	2002
Miami	31	43	0	.419	1	2008
Buffalo	23	53	0	.303	0	---

NOTES: The Indianapolis Colts were members of the AFC East in 2001 and compiled a 3-5 divisional record that season. In 2002, the Patriots and Jets both finished with a 9-7 overall record and a 4-2 divisional record, but the Jets claimed the division title by virtue of having a better record against common opponents. In 2008, the Patriots and Dolphins both finished with an 11-5 overall record and a 4-2 divisional record, but Miami qualified for the playoffs due to a better conference record (8-4 to 7-5).



PATRIOTS REFERENCE NOTES

DIVISIONAL DOMINANCE II

The Patriots have the highest winning percentage in division games from November until the end of the season since 2002.

Team	W	L	T	Pct.
New England	31	7	0	.816
Green Bay	31	11	0	.738
Indianapolis	28	10	0	.737
San Diego	26	10	0	.722
Pittsburgh	29	14	0	.674

PATRIOTS FINISH UNDEFEATED IN AFC EAST PLAY IN 2012

With the victory 28-0 victory over Miami on Dec. 30, 2012, the Patriots finished their slate of divisional games without a loss for the second time in team history. The Patriots were a perfect 6-0 in AFC East play in 2007. New England had just one loss in division play in 1986, 1997, 2003, 2004 and 2005, 2010 and 2011.

STRONG IN THE SECOND HALF

Since 2001, the Patriots have done a remarkable job of finishing the season strong, compiling an NFL-best 75-18 (.806) record in games on or after Thanksgiving.

PATRIOTS BEFORE AND AFTER THANKSGIVING SINCE 2001

Season	Pre-Thanksgiving	Post-Thanksgiving	Overall
2001	5-5 (.500)	9-0 (1.000)	14-5*
2002	6-5 (.545)	3-2 (.600)^	9-7
2003	9-2 (.818)	8-0 (1.000)	17-2*
2004	9-1 (.900)	8-1 (.889)	17-2*
2005	6-4 (.600)	5-3 (.625)	11-7*
2006	7-3 (.700)	7-2 (.777)	14-5*
2007	10-0 (1.000)	8-1 (.889)	18-1*
2008	7-4 (.636)	4-1 (.800)	11-5
2009	7-3 (.700)	3-4 (.429)	10-7*
2010	8-2 (.800)	6-1 (.857)^	14-3*
2011	7-3 (.700)	8-1 (.889)	15-4*
2012	7-3 (.700)	6-2 (.750)^	13-5
Totals	88-35 (.715)	75-18 (.806)	163-53

*-Includes playoffs ^Includes games played on Thanksgiving

BEST RECORDS IN GAMES PLAYED ON OR AFTER THANKSGIVING SINCE 2001

(Includes regular-season and playoff games)

Team	W	L	T	Pct.
New England	75	18	0	.806
Pittsburgh	60	28	0	.682
Green Bay	54	32	0	.628
San Diego	48	29	0	.623
Philadelphia	53	33	0	.616

PATRIOTS LOSE HOME GAME IN DECEMBER FOR FIRST TIME IN NEARLY 10 YEARS

The Patriots lost a December game at Gillette Stadium for just the second time since the facility opened in 2002 after the San Francisco beat the Patriots 41-34 on Dec. 16, 2012. The Patriots are now 22-2 at home in December since Gillette Stadium opened in 2002. Prior to the 49ers game, the Patriots had won 20 straight at home in December. The only other time the Patriots lost a game at Gillette Stadium in December was a 30-17 defeat to the New York Jets on Dec. 22, 2002.

Team	W	L	T	Pct.
New England	22	2	0	.917
Green Bay	21	4	0	.840
Indianapolis	21	6	0	.778
Denver	16	5	0	.762
Philadelphia	14	8	0	.636

NFL'S TOP DECEMBER RECORD SINCE 2001

The Patriots have an NFL-best 45-6 record in the month of December since the 2001 season, including a 4-1 record in 2012.

Rk	Team	Record
1	New England Patriots	45-6
2	Philadelphia Eagles	36-16
3	Pittsburgh Steelers	36-17
4	Indianapolis Colts	35-18
5	San Diego Chargers	34-20

The Patriots have finished undefeated in December seven times since 2001: (2001 - 4-0), (2003 - 4-0), (2005 - 4-0), (2007 - 5-0), (2008 - 4-0), (2010 -4-0) and (4-0-2011).

PATRIOTS TIE THE NFL RECORD FOR MOST 30-POINT GAMES IN A SINGLE SEASON IN 2011

The Patriots scored 30 points 12 times in 2011 to tie the NFL record for most 30-point games in a single season. The 2007 Patriots and the 1999 St. Louis Rams also had a dozen 30-point games. The NFL record for most consecutive 30-point games in a single season is eight by the 2007 and 2010 Patriots and the 2000 St. Louis Rams. The Patriots scored 30 points or more in 10 games in 2012.

TWO PLAYERS WITH 100 YARDS RECEIVING

The Patriots had five games with two players over 100 yards receiving in 2011 and two in 2012

2012 games with two receivers reaching 100 yards

- Wes Welker (142) and Brandon Lloyd (108) at Baltimore (9/23/12)
- Welker (129) and Rob Gronkowski (106) at Buffalo (9/30/12)

2011 games with two receivers reaching 100 yards

- Wes Welker (160) and Aaron Hernandez (103) at Miami (9/12/11)
- Welker (217) and Rob Gronkowski (109) at Buffalo (9/25/11)
- Welker (136) and Gronkowski (101) vs. NY Giants (11/6/11)
- Welker (115) and Deion Branch (125) at Philadelphia (11/27/11)
- Gronkowski (108) and Hernandez (138) vs. Buffalo (1/1/12).

NFL'S BEST AT HOME

Since their state-of-the-art facility opened at the beginning of the 2002 season, the Patriots own the NFL's best record at home overall. The Patriots own an overall record of 75-15 (.833) at Gillette Stadium in regular season games and an 85-18 (.825) record including playoffs.

BEST HOME RECORDS SINCE 2002

(including playoffs)

Team	W	L	T	Pct.
New England	85	18	0	.825
Baltimore	71	23	0	.755
Indianapolis	73	26	0	.737
Pittsburgh	69	28	1	.709
Green Bay	66	30	0	.688
Seattle	66	30	0	.688
San Diego	61	34	0	.642
New Orleans	56	39	0	.589
Philadelphia	57	41	0	.581

PATRIOTS ARE SHARP AT GILLETTE

The Patriots concluded a 20-game home winning streak with a 24-20 loss to the New York Giants on Nov. 6, 2011. It was the longest home win streak in team history. The Patriots own an overall record of 74-15 (.831) at Gillette Stadium in regular season games.

The teams with the highest winning percentage at a stadium since 1970 (minimum 25 games):

Team	Stadium	W-L-T	WIN PCT.
New England	Gillette Stadium	74-15	.831
Miami	Orange Bowl	101-22-1	.819
Minnesota	Metropolitan Stadium	64-23-1	.733
LA Rams	Memorial Coliseum	53-20-2	.726
Pittsburgh	Heinz Field	70-27-1	.719

LONGEST HOME WINNING STREAK / PATRIOTS HISTORY (REG. SEASON)

Streak	First Win	Last Win
20	Dec. 12, 2008	Oct. 16, 2011
18	Dec. 29, 2002	Sept. 8, 2005
12	Nov. 26, 2006	Sept. 7, 2008
10	Sept. 18, 1976	Oct. 30, 1977



PATRIOTS IN THE PLAYOFFS

PATRIOTS HAVE CLINCHED PLAYOFF SPOTS IN 14 OF KRAFT'S 19 YEARS OF OWNERSHIP

New England has qualified for the playoffs 20 times in its 53-year history. The Patriots have earned 14 of those playoff berths in the 19 seasons since Robert Kraft purchased the team in 1994. New England has won 12 AFC East crowns under Kraft's leadership. New England has won 15 division crowns overall (14 AFC East Crowns) and has qualified as a Wild Card team on four occasions (1998, 1994, 1985 and 1976). The Patriots also qualified for the playoffs in 1982 as part of a 16-team tournament following a players' strike.



ANNUAL ACHIEVEMENTS

The Patriots have won more than half of their games for 12 straight years after finishing with a 12-4 record in 2012. They are the first team to win more than half of their games in 12 straight seasons since NFL free agency began in 1993.

The Patriots are the fourth team to win more than half of their games in 12 straight seasons since the 1970 AFL-NFL merger, joining the 49ers (16 straight from 1983-1998), the Cowboys (16 straight from 1970-85) and the Raiders (11 straight from 1970-80).

The Patriots have now won nine or more games in 16 of the 19 seasons Robert Kraft has owned the team.

MOST CONSECUTIVE WINNING SEASONS (since 1970 merger)

San Francisco (1983-98).....	16
Dallas (1970-85).....	16
New England (2001-12).....	12
Oakland (1970-80).....	11

PATRIOTS HAVE THE MOST 9+ WIN SEASONS SINCE 2001

The Patriots are the only team in the NFL to have recorded nine or more wins in each of the last 12 seasons.

MOST SEASONS OF 9+ WINS SINCE 2001

New England	12
Indianapolis	10
Baltimore	9
Green Bay	9
Pittsburgh	9
Philadelphia	8

PATS WON 10+ FOR THE 10TH STRAIGHT YEAR

New England has won at least 10 regular-season games for 10 consecutive seasons. San Francisco (16) is the only other team to accomplish the feat.

Team	Years	Consecutive Seasons with 10+ Wins
San Francisco	1983-1998	16
New England	2003-present	10

PATRIOTS EARNED ANOTHER FIRST ROUND BYE

In 2012, the Patriots secured a first round playoff bye for the seventh time since 2001—a quantity unmatched by any team in the NFL in the last 12 years. During that time, the Chicago Bears and Pittsburgh Steelers have locked up a bye four times and the Indianapolis Colts and Philadelphia Eagles have been given a pass three times.

MOST SEASONS EARNING A BYE SINCE 2001

New England	7
Chicago	4
Pittsburgh	4
Atlanta	3
Indianapolis	3
Philadelphia	3

2012 AFC EAST CHAMPIONS

Last year, the Patriots claimed the AFC East Division title for the fourth consecutive season and for the 12th time under Robert Kraft.

DIVISION CHAMPIONSHIPS SINCE 1994

New England Patriots	12
Pittsburgh Steelers	10
Green Bay Packers	9

BRADY MOVES UP THE POSTSEASON LISTS

Tom Brady became the NFL's all-time leading playoff passer with 5,949 passing yards. Brady extended his playoff touchdown pass total to 42 touchdown passes and is one of three NFL quarterbacks with 40 or more touchdown passes in the postseason. Brady is third all-time on the postseason touchdown list, behind Joe Montana (45) and Brett Favre (44). Brady leads all quarterbacks with 553 postseason completions.

NFL ALL-TIME LEADERS/POSTSEASON TOUCHDOWN PASSES

Player	Team(s)	Touchdowns
1. Joe Montana	San Fran./Kansas City	45
2. Brett Favre	Green Bay/Minnesota	44
3. Tom Brady	New England	42
4. Peyton Manning	Indianapolis/Denver	32
Dan Marino	Miami	32
6. Kurt Warner	St. Louis/Arizona	31
7. Terry Bradshaw	Pittsburgh	30

NFL ALL-TIME LEADERS/POSTSEASON TOUCHDOWN PASSES, GAME

Player	Team	Game	TDs
1. Tom Brady	NE	AFC-D: NE vs. DEN '11	6
2. Daryle Lamonica	OAK	AFC-D: OAK vs. HOU '69	6
3. Steve Young	SF	SB: SF vs. SD '94	6

NFL ALL-TIME LEADERS/POSTSEASON TOUCHDOWN PASSES, CONSECUTIVE GAMES

Player	Team(s)	Games
1. Brett Favre	GB/MIN	20 (1995-2009)
2. Tom Brady	NE	18 (2001-2011)
3. Dan Marino	MIA	13 (1983-1995)

NFL ALL-TIME LEADERS/POSTSEASON PASSING YARDS

Player	Team(s)	Passing Yards
1. Tom Brady	New England	5,949
2. Brett Favre	Green Bay/Minnesota	5,855
3. Joe Montana	San Fran./Kansas City	5,772
4. Peyton Manning	Indianapolis/Denver	5,679
5. John Elway	Denver	4,964
6. Dan Marino	Miami	4,510

NFL ALL-TIME LEADERS/POSTSEASON COMPLETIONS

Player	Team(s)	Completions
1. Tom Brady	New England	553
2. Peyton Manning	Indianapolis/Denver	481
Brett Favre	Green Bay/Minnesota	481
4. Joe Montana	San Fran./Kansas City	460

NFL ALL-TIME LEADERS/POSTSEASON COMPLETION PERCENTAGE, GAME (15 COMPLETIONS)

Player	Team	Game	Comp. %
1. Tom Brady	NE	AFC-D: NE vs. JAX '07	92.9 (28-26)
2. Phil Simms	NYG	SB: NYG vs. DEN, '86	88.0 (25-22)
3. Kurt Warner	ARI	NFC-WC: ARI vs. GB '09	87.9 (33-29)

NFL ALL-TIME MOST PLAYOFF VICTORIES AS A STARTING QUARTERBACK

Player	Team(s)	Playoff Wins
Tom Brady	New England	17
Joe Montana	San Francisco/Kansas City	16
Terry Bradshaw	Pittsburgh	14
John Elway	Denver	14
Brett Favre	Green Bay/Minnesota	13
Troy Aikman	Dallas	11
Roger Staubach	Dallas	11

MOST 300 YARD GAMES IN POSTSEASON HISTORY

Player	Team(s)	300 Yard Games
Peyton Manning	Indianapolis/Denver	8
Tom Brady	New England	6
Joe Montana	SF/Kansas City	6
Kurt Warner	STL/Arizona	6
Drew Brees	San Diego/New Orleans	5
Dan Fouts	San Diego	5



PATRIOTS IN THE PLAYOFFS

BRADY IN THE SUPER BOWL

BRADY IS THE ALL-TIME LEADING PASSER IN SUPER BOWL HISTORY

Tom Brady threw for 276 yards in Super Bowl XLVI to become the all-time leading passer in Super Bowl history with 1,277 yards.

NFL ALL-TIME LEADERS/SUPER BOWL PASSING YARDS

Player	Team(s)	Passing Yards
1. Tom Brady	New England	1,277
2. Kurt Warner	St. Louis/Arizona	1,156
3. Joe Montana	San Francisco	1,142
4. John Elway	Denver	1,128

BRADY IS TIED FOR SECOND WITH NINE SUPER BOWL TD PASSES

Brady threw two touchdown passes in Super Bowl XLVI to increase his Super Bowl total to nine. Brady is tied for second with Terry Bradshaw and behind Joe Montana's 11 Super Bowl touchdown passes.

NFL ALL-TIME LEADERS/SUPER BOWL TOUCHDOWN PASSES

Player	Team(s)	Touchdowns
1. Joe Montana	San Francisco	11
2. Tom Brady	New England	9
3. Terry Bradshaw	Pittsburgh	9
4. Roger Staubach	Dallas	8

BRADY IN THE SUPER BOWL (continued)

BRADY SETS NFL RECORD FOR MOST CONSECUTIVE COMPLETIONS IN SUPER BOWL HISTORY

In Super Bowl XLVI, Brady completed a record 16 straight passes to set a new Super Bowl record. The previous record was held by Joe Montana, who had 13 straight completions in Super Bowl XXIV.

BELICHICK IN THE POSTSEASON

With the victory over Houston (01/13/13), Bill Belichick collected his 18th playoff win and broke a tie with Joe Gibbs for third-most among head coaches in NFL history. Belichick is behind only Tom Landry (20) and Don Shula (19) in career postseason wins.

MOST PLAYOFF WINS BY AN NFL HEAD COACH

Coach	Team(s)	Wins
Tom Landry	Dallas Cowboys	20
Don Shula	Baltimore Colts, Miami Dolphins	19
Bill Belichick	Cleveland Browns, New England Patriots ...	18
Joe Gibbs	Washington Redskins	17
Chuck Noll	Pittsburgh Steelers	16

BEST POSTSEASON RECORDS IN NFL HISTORY

(Min. 10 games)

Head Coach	Team(s)	W	L	Pct.
Vince Lombardi	GB/WAS	9	1	.900
Tom Flores	Oakland	8	3	.727
Bill Walsh	San Francisco	10	4	.714
Joe Gibbs	WAS	17	7	.708
Bill Belichick	CLE/NE	18	8	.692
Jimmy Johnson	DAL/MIA	9	4	.692

ALL-TIME SUPER BOWL BERTHS

Super Bowls	Team
8	Dallas
8	Pittsburgh
7	New England
6	San Francisco
6	Denver
5	GB, NYG, OAK, WAS, MIA

2012 AFC EAST CHAMPIONS

The Patriots claimed the AFC East Division title for the fourth consecutive season and for the 12th time under Robert Kraft.

DIVISION CHAMPIONSHIPS SINCE 1994

New England Patriots	12
Pittsburgh Steelers	10
Green Bay Packers	9
Indianapolis Colts	8



2012 SEASON RANKINGS

KRAFT'S SIX CONFERENCE CHAMPIONSHIPS ARE THE MOST OF ANY NFL OWNER IN SUPER BOWL ERA

The 2011 AFC Championship was the sixth conference championship for Robert Kraft as Patriots owner. Kraft is the first NFL owner to bring his team to six Super Bowls and his six conference championships are the most of any NFL owner in the Super Bowl Era (since 1966). Seven NFL owners brought their teams to five Super Bowls, but Kraft is the first NFL owner to lead his team to six Super Bowl appearances.

MOST CONFERENCE CHAMPIONSHIPS BY AN OWNER IN SUPER BOWL ERA

Owner	Team(s)	#	Seasons	Super Bowl Appearances
Robert Kraft	New England	6	1996, 2001, 2003, 2004, 2007, 2011	XXXI, XXXVI, XXXVIII, XXXIX, XLII, XLVI
Pat Bowlen	Denver	5	1986, 1987, 1989, 1997, 1998	XXI, XXII, XXIV, XXXII, XXXIII
Jack Kent Cooke	Washington	5	1972, 1982, 1983, 1987, 1991	VII, XVII, XVIII, XXII, XXVI
Al Davis	Oakland/L.A. Raiders	5	1967, 1976, 1980, 1983, 2002	II, XI, XV, XVIII, XXXVII
Eddie DeBartolo	San Francisco	5	1981, 1984, 1988, 1989, 1994	XVI, XIX, XXIII, XXIV, XXIX
Clint Murchison	Dallas	5	1970, 1971, 1975, 1977, 1978	V, VI, X, XII, XIII
Packers Stockholders	Green Bay	5	1966, 1967, 1996, 1997, 2010	I, II, XXXI, XXXII, XLV
Joe Robbie	Miami	5	1971, 1972, 1973, 1982, 1984	VI, VII, VIII, XVII, XIX
Art Rooney	Pittsburgh	4	1974, 1975, 1978, 1979	IX, X, XII, XIV
Dan Rooney	Pittsburgh	4	1995, 2005, 2008, 2010	XXX, XL, XLIII, XLV
Ralph Wilson	Buffalo	4	1990, 1991, 1992, 1993	XXV, XXVI, XXVII, XXVIII
Max Winter	Minnesota	4	1969, 1973, 1974, 1976	IV, VII, IX, XI
Georgia Frontiere	L.A./St. Louis Rams	3	1979, 1999, 2001	XIV, XXXIV, XXXVI
Jerry Jones	Dallas	3	1992, 1993, 1995	XXXVII, XXXVIII, XXX
Wellington Mara	N.Y. Giants	3	1986, 1990, 2000	XXI, XXV, XXXV

SUPER COMBINATION

New England head coach Bill Belichick and quarterback Tom Brady won their fifth conference championship together in 2011, becoming the first head coach and quarterback tandem to win five conference titles in the Super Bowl Era (since 1966). Three other coach/quarterback duos have qualified for four Super Bowls – Dallas' Tom Landry and Roger Staubach; Buffalo's Marv Levy and Jim Kelly; and Pittsburgh's Chuck Noll and Terry Bradshaw.

MOST CONFERENCE CHAMPIONSHIPS BY A HEAD COACH-QUARTERBACK TANDEM

Quarterback	Head Coach	Team	Conf. Titles	Years
Tom Brady	Bill Belichick	Patriots	5	2001, 2003, 2004, 2007, 2011
Roger Staubach	Tom Landry	Dallas	4	1971, 1975, 1977, 1978
Jim Kelly	Marv Levy	Buffalo	4	1990, 1991, 1992, 1993
Terry Bradshaw	Chuck Noll	Pittsburgh	4	1974, 1975, 1978, 1979

BELICHICK'S FIVE CONFERENCE TITLES TIED FOR SECOND MOST OF ANY HEAD COACH IN SUPER BOWL ERA

The 2011 AFC Championship was Bill Belichick's fifth conference championship as a head coach. Belichick's five conference titles are tied with Tom Landry's total for the second most in NFL history during the Super Bowl Era (since 1966). The only head coach to bring his team to the Super Bowl more times than Belichick is Don Shula (6).

MOST CONFERENCE CHAMPIONSHIPS BY A HEAD COACH IN SUPER BOWL ERA

Head Coach	Team(s)	#	Seasons	Super Bowl Appearances
Don Shula	Balt. Colts/Miami	6	1968, 1971, 1972, 1973, 1982, 1984	III, VI, VII, VIII, XVII, XIX
Bill Belichick	New England	5	2001, 2003, 2004, 2007, 2011	XXXVI, XXXVIII, XXXIX, XLII, XLVI
Tom Landry	Dallas	5	1970, 1971, 1975, 1977, 1978	V, VI, X, XII, XIII
Joe Gibbs	Washington	4	1982, 1983, 1987, 1991	XVII, XVIII, XXII, XXVI
Bud Grant	Minnesota	4	1969, 1973, 1974, 1976	IV, VII, IX, XI
Marv Levy	Buffalo	4	1990, 1991, 1992, 1993	XXV, XXVI, XXVII, XXVIII
Chuck Noll	Pittsburgh	4	1974, 1975, 1978, 1979	IX, X, XIII, XIV
Dan Reeves	Denver/Atlanta	4	1986, 1987, 1989, 1998	XXI, XXII, XXIV, XXIII

BRADY'S FIVE CONFERENCE TITLES TIED FOR MOST OF ANY STARTING QUARTERBACK IN SUPER BOWL ERA

The 2011 AFC Championship was Tom Brady's fifth conference title as a starting quarterback, tying John Elway for the most conference titles in NFL history during the Super Bowl Era (since 1966). Brady has started 14 or more games in 10 different NFL seasons (2001-07, 09-11), and has helped to lead his team to AFC Championships in five of those 10 seasons.

MOST CONFERENCE CHAMPIONSHIPS AS A STARTING QUARTERBACK IN SUPER BOWL ERA

Starting QB	Team(s)	#	Seasons	Super Bowl Appearances
Tom Brady	New England	5	2001, 2003, 2004, 2007, 2011	XXXVI, XXXVIII, XXXIX, XLII, XLVI
John Elway	Denver	5	1986, 1987, 1989, 1997, 1998	XXI, XXII, XXIV, XXXII, XXXIII
Terry Bradshaw	Pittsburgh	4	1974, 1975, 1978, 1979	IX, X, XIII, XIV
Jim Kelly	Buffalo	4	1990, 1991, 1992, 1993	XXV, XXVI, XXVII, XXVIII
Joe Montana	San Francisco	4	1981, 1984, 1988, 1989	XVI, XIX, XXIII, XXIV
Roger Staubach	Dallas	4	1971, 1975, 1977, 1978	VI, X, XII, XIII
Troy Aikman	Dallas	3	1992, 1993, 1995	XXXVII, XXXVIII, XXX
Bob Griese	Miami	3	1971, 1972, 1973	VI, VII, VIII
Ben Roethlisberger	Pittsburgh	3	2005, 2008, 2010	XL, XLIII, XLV
Fran Tarkenton	Minnesota	3	1973, 1974, 1976	VII, IX, XI
Kurt Warner	St. Louis/Arizona	3	1999, 2001, 2008	XXXIV, XXXVI, XLIII

PATRIOTS KEY CONTRIBUTORS

OFFENSE

WR Danny Amendola (FA-STL, '13)

Amendola shined in his Patriots debut against Buffalo, catching 10 passes for 104 yards in the team's Week 1 win. It was Amendola's third career 100-yard game and fourth career game with 10 or more receptions ... Seven of Amendola's 10 receptions came on third down and resulted in a Patriots first down, including a 6-yard reception on a third-and-4 from the NE 31 to keep the game-winning drive alive ... Amendola has missed the last three games due to a groin injury.

This is Amendola's first regular season game vs. the Bengals

LT Nate Solder (D1, '11)

Started in all 16 regular season games in 2012 at left tackle ... Also appeared in 16 games in 2011, making 13 starts – 11 at right tackle and two as a tackle-eligible tight end ... Started both postseason games at left tackle in 2012.

This is Solder's first regular season game vs. the Bengals

LG Logan Mankins (D2, '05)

An eight-year mainstay at guard and five-time Pro Bowler who has started all 116 regular-season games and all 15 postseason games in which he has appeared since joining the Patriots in 2005.

This is Mankins' fourth regular season game vs. the Bengals

OL Ryan Wendell (FA-'08)

Led all NFL players in playing time in 2012 by starting all 16 games at center and playing 1,379 snaps ... Was a key reserve on the offensive line and saw starting assignments at center and both guard positions before earning the starting center position in 2011 ... Made his NFL debut on special teams in the Patriots' season opener vs. Buffalo in 2009.

This is Wendell's second regular season game vs. the Bengals

OL Dan Connolly (FA-'07)

Started in 14 regular season games in 2012 at right guard and also appeared at fullback in short yardage situations ... Took over as starting center after season-ending leg injury to Dan Koppen in the 2011 opener ... Started at right guard for both postseason games in 2012.

This is Connolly's third regular season game vs. the Bengals

RT Sebastian Vollmer (D2d, '09)


Started in 15 regular season games at right tackle in 2012, rebounding strong from an injury ravaged 2011 in which he was inactive for 10 regular season and two playoff games ... Also started both playoff contests in 2012.

This is Vollmer's second regular season game vs. the Bengals

WR Julian Edelman (D7a, '09)

Edelman had seven catches for a career-high 118 yards in Sunday night's win over the Falcons ... Edelman is tied with Andre Johnson for the NFL lead in receptions with 34 catches through three games and needs just four more receptions to pass his single-season career high of 34 catches in a season (2009) ... Set a career high with 13 receptions in a Week 2 win over the Jets ... Caught two touchdown passes in a game for the first time in his career in a Week 1 win at Buffalo ... Has 34 receptions for 319 yards through four games, both team highs.

This is Edelman's second regular season game vs. the Bengals



TE Rob Gronkowski (D2a, '10)

Gronkowski caught two touchdown passes against Indianapolis in Week 11 of 2012 to push his season total to 10 touchdowns. He is the first tight end in NFL history to have three straight 10-plus touchdown seasons (10 touchdowns in 2010, 18 in 2011, 10 in 2012). Gronkowski and Antonio Gates (13 in 2004 and 10 in 2005) are the only tight ends to have back-to-back 10-plus touchdown seasons... Gronkowski joins Randy Moss (2007, 2008 and 2009) and Corey Dillon

(2004, 2005, 2006) as the only Patriots with three straight 10-plus touchdown seasons and three 10-plus seasons overall...Gronkowski's 53 receptions are the most by an AFC TE in 2012 and the third most in the NFL behind Dallas TE Jason Witten (73) and Atlanta TE Tony Gonzalez (64) ... Gronkowski's 10 receiving touchdowns led the team in 2012.

QB Tom Brady (D6, '00)

Brady threw for 317 yards on 20-of-31 passing and two touchdowns in the Patriots win over the Falcons on Sunday. It was Brady's 54th career 300-yard passing game, good for fifth all-time among NFL QBs ... Brady has now thrown at least one touchdown pass in 52 straight games, the second-longest streak all-time behind Drew Brees (54) ... Has thrown 341 touchdown passes in his career and needs just one touchdown to pass Fran Tarkenton for fourth all-time ... Led the Patriots on a 12-play, 49-yard drive late in the fourth quarter to set up Stephen Gostkowski's game-winning field goal against Buffalo in the Patriots 2013 opener. It is the 27th time in his career that Brady has led a comeback with his team trailing in the fourth quarter, good for second all-time among active NFL quarterbacks behind Peyton Manning (38) ... Brady threw for 288 yards against Buffalo to become the 9th player in NFL history with at least 45,000 career passing yards ... Brady has an average quarterback rating of 114.0 in four career games against Cincinnati with ten touchdowns and just two interceptions ... He is a perfect 4-0 against the Bengals in his career.

This is Brady's fifth regular season game vs. the Bengals

Most Passing Touchdowns, NFL History

Brett Favre	508
Peyton Manning	448
Dan Marino	420
Fran Tarkenton	342
Tom Brady	341

RB Stevan Ridley (D3a, '11)

Ridley rushed for a season-high 53 yards in Sunday night's win over the Falcons and has 174 yards rushing on 47 carries through the first four games of the season ... Finished third in the AFC with 1,263 yards rushing in 2012, good for fourth most in franchise history. Ridley is the 12th Patriots player to reach 1,000 yards rushing and just the fifth Patriots player to reach 1,200 yards ... Ridley also scored 12 rushing TDs, good for 2nd in the AFC behind Texans RB Arian Foster (12) ... It is the 13th time that a Patriots running back has finished a season with 10 or more rushing yards ... Ridley (12) and TE Rob Gronkowski (11) both had 10-plus touchdowns on the year. It is the third straight season and fifth time in team history that the Patriots have had two players finish with 10 or more touchdowns in a season ... Ridley had four 100-yard rushing days in 2012.

This is Ridley's first regular season game vs. the Bengals

TE Michael Hoomanawanui (FA-'12)

Hoomanawanui made two key catches for 31 yards against the Buccaneers in Week 3 during a 36-yard drive that set up a Stephen Gostkowski field goal ... Finished the 2012 season with 5 catches for 109 yards and 21.8 yards per catch, a career high ... Notched a career-high 41-yard reception against the 49ers (12/16) in the third quarter to set up a Tom Brady quarterback sneak for a touchdown ... Made his first career playoff start in the AFC Championship game against the Baltimore Ravens on 1/20.

This is Hoomanawanui's first regular season game vs. the Bengals

RB LeGarrette Blount (Tr-'13)

Blount escaped for a 47-yard touchdown run in the fourth quarter of Sunday's win over the Falcons. It is Blount's first touchdown of the season and the longest touchdown run by the Patriots since LaMont Jordan's 49-yard score at Oakland on Dec. 14, 2008 ... Blount has led the Patriots in rushing for two straight weeks and has 129 yards on the ground in his last two games ... Blount rushed for a total of 1,939 yards and 14 TDs over three seasons with the Tampa Bay Buccaneers before joining the Patriots in 2013.

This is Blount's second regular season game vs. the Bengals

PATRIOTS KEY CONTRIBUTORS

DEFENSE

DE Chandler Jones (D1a, '12)

Jones recorded a sack in his second straight game in Week 3 against the Buccaneers by notching two half-sacks of quarterback Josh Freeman for a combined loss of nine yards ... Jones had two sacks for a loss of 16 yards in a Week 2 over the Jets. It was the second time Jones has recorded two sacks in a game, the other coming against the Seattle Seahawks in Week 6 of last season ... Jones started in 14 games during his rookie year in 2012 and recorded 6.0 sacks, second on the team behind DL Rob Ninkovich (8.0) ... Was named the NFL Defensive Rookie of the Month in September 2012 by recording three sacks and two forced fumbles in his first four NFL games.

This is Jones' first regular-season game vs. the Bengals

DT Vince Wilfork (D1, '04)

Wilfork started in all 16 games for the Patriots in 2012. He forced two fumbles and recovered four, tying him for the team lead with DL Rob Ninkovich (3) ... Wilfork also recorded three sacks on the season. His first of the season came on a strip-sack of Bills quarterback Ryan Fitzpatrick in the first quarter of the team's Week 10 win over Buffalo ... Wilfork has played in 138 games with 128 starts over nine seasons with the Patriots (2004-12) ... The Patriots own a 108-31 (.777) record in Wilfork's 139 career regular-season games.

This is Wilfork's fifth regular-season game vs. the Bengals

DT Tommy Kelly (FA-'13)

Kelly recorded a sack in back-to-back games for the eighth time in his career by sacking Geno Smith in Week 2 and Josh Freeman in Week 3 ... Kelly notched his first sack as a Patriot when he dropped Geno Smith for a three-yard loss in a Week 2 win over the Jets ... Kelly was a mainstay at defensive tackle for the past nine seasons with the Oakland Raiders. He had started every regular season game for the club dating back to 2008.

This is Kelly's fourth regular-season game vs. the Bengals

DL Rob Ninkovich (FA-'09)

Ninkovich combined with Chandler Jones to sack Josh Freeman for a two-yard loss in the first quarter of a Week 3 over Tampa Bay. Ninkovich recorded eight sacks in 2012, a career-high ... Recovered a fumble forced by Kyle Arrington in the second quarter of the Patriots Week 1 win over Buffalo, giving him the most fumble recoveries of any NFL player over the last four years (2010-13) with ten. Vince Wilfork is second with seven opponent fumble recoveries during that time.

This is Ninkovich's second regular-season game vs. the Bengals

LB Jerod Mayo (D1, '08)

Mayo notched nine tackles against the Buccaneers in Week 3 to give him a team-high 34 tackles through three games ... Mayo and Dont'a Hightower led the Patriots with 10 tackles each in a Week 2 win over the Jets ... Mayo recorded a team-high 15 tackles, including 12 solo tackles, against the Bills in Week 1 ... Mayo led the Patriots with 184 tackles in 2012 and has now recorded 100 or more tackles in five straight years. He is the first player in Patriots history to register 100 tackles in his first five NFL seasons ... Mayo matched a career best by recording at least 10 tackles in 10 games last season, including a season-high 20 tackles in a win over the Jets on 10/28.

This is Mayo's second regular-season game vs. the Bengals



LB Brandon Spikes (D2c, '10)

Spikes led the team with 10 tackles, including seven solo tackles, in a Week 3 win over the Buccaneers ... Spikes finished with a career-high 128 tackles in 2012 and was the only other Patriot besides Jerod Mayo to record 100 or more tackles... Spikes had 10 or more tackles in six games in 2012 ... He also finished with five forced fumbles, tied for third in the AFC with teammate Rob Ninkovich.

This is Spikes' second regular-season game vs. the Bengals

LB Dont'a Hightower (D1b, '12)

Hightower notched double-digit tackles for the second time this season by making 11 stops in Sunday night's win over the Falcons. Hightower tied Jerod Mayo for the team lead in tackles with 10 and led the team in solo tackles with seven in a Week 2 win over the Jets ... Hightower scored a touchdown in his first NFL game when he recovered a fumble caused by a Chandler Jones strip sack on the 6-yard line and ran in for the score in the Patriots season-opening win at Tennessee (9/9) ... Started in 13 games his rookie season and finished with 75 total tackles, four sacks, three passes defended and two fumble recoveries.

This is Hightower's first regular-season game vs. the Bengals

CB Aqib Talib (Tr-'12)

Talib tied a career high with four passes defended on Sunday, including a game-saving pass breakup on Roddy White in the end zone on the Falcons final drive ... Also intercepted Matt Ryan in the fourth quarter on Sunday for his fourth interception in as many games, tying him for the NFL lead with Alterraun Verner and Kiko Alonso ... Needs an interception against the Bengals on Sunday to tie the Patriots record of most consecutive games with an interception set by Mike Haynes in 1976 (4)...



This is Talib's second regular-season game vs. the Bengals

DB Devin McCourty (D1, '10)

McCourty had a team-high twelve tackles, including ten solo, in Sunday night's win over the Falcons ... Made a key fumble recovery in a Week 2 win over the Jets when he returned a Stephen Hill fumble 44 yards to the Jets 19-yard line to set up a field goal... Made nine starts at cornerback and seven starts at safety in 2012 ... Finished with 89 tackles, 13 passes defended and five interceptions, three of which came against the Bills ... McCourty recorded two interceptions for 34 yards in the Patriots Week 4 win at Buffalo ... In a Week 10 win vs. Buffalo, he intercepted Bills quarterback Ryan Fitzpatrick in the end zone with 23 seconds left in the game to seal the victory for New England ... The interception was McCourty's third of the season, all three having come against Fitzpatrick.

This is McCourty's second regular-season game vs. the Bengals

S Steve Gregory (UFA-SD, '12)

Gregory led all Patriot defensive backs in tackles for the second straight week with five stops against the Buccaneers in Week 3. He recorded seven tackles in a Week 2 win over the Jets ... Gregory opened the season strong by finishing second on the team with nine tackles (seven solo) against Buffalo ... Gregory started in 12 games in 2012 and recorded 55 tackles including a career-high three interceptions.

This is Gregory's fourth regular-season game vs. the Bengals

CB Alfonzo Dennard (D7a, '12)

Dennard recorded his first interception of 2013 in a Week 2 win over the Jets when he picked off a Geno Smith pass late in the fourth quarter ... Appeared in 10 of the team's last 12 games in 2012 after missing the first four due to injury ... Recorded 35 tackles and three interceptions in his rookie campaign, including an 87-yard interception return for a touchdown in a Week 11 win over Indianapolis.

This is Dennard's first regular-season game vs. the Bengals



SECOND WINNINGEST PRO SPORTS TEAM SINCE 1994

PATRIOTS ARE SECOND WINNINGEST PRO SPORTS FRANCHISE SINCE 1994

Since the 1994 season, the Patriots have won 67.9 percent of their regular season games (209-99), compiling the second-highest winning percentage in major American professional sports over that period. Since 1994, there have been 143 franchises that have fielded teams in the five major American sports leagues (NFL, MLB, NBA, NHL and MLS).

HIGHEST WINNING PERCENTAGE IN MAJOR AMERICAN PROFESSIONAL SPORTS, 1994-PRESENT

(Regular Season – Includes National Football League, Major League Baseball, National Basketball Association, National Hockey League and Major League Soccer)

Records updated through games of September 30, 2013

Rk	Team	Lg	W	L	T/OTL	Pct.
1	San Antonio Spurs	NBA	1029	480	0	0.682
2	New England Patriots	NFL	209	99	0	0.679
3	Detroit Red Wings	NHL	840	375	193	0.665
4	Los Angeles Lakers	NBA	979	531	0	0.648
5	Green Bay Packers	NFL	197	110	0	0.642
6	Pittsburgh Steelers	NFL	192	115	1	0.625
7	New Jersey Devils	NHL	767	457	184	0.610
8	Seattle Sounders FC	MLS	74	40	43	0.608
9	Indianapolis Colts	NFL	186	122	0	0.604
10	Utah Jazz	NBA	910	600	0	0.603
11	New York Yankees	MLB	1886	1283	0	0.595
12	Denver Broncos	NFL	182	126	0	0.591
13	Dallas Stars	NHL	732	480	196	0.589
14	Philadelphia Flyers	NHL	712	470	213	0.587
15	Colorado Avalanche/Quebec Nordiques	NHL	723	500	185	0.579
16	Atlanta Braves	MLB	1826	1346	0	0.576
17	Phoenix Suns	NBA	866	644	0	0.574
18	Dallas Mavericks	NBA	864	646	0	0.572
19	Miami Heat	NBA	858	652	0	0.568
20	Los Angeles Galaxy	MLS	262	192	102	0.563
21	Oklahoma City/Seattle Thunder	NBA	848	662	0	0.562
22	Vancouver Canucks	NHL	684	519	205	0.559
23	St. Louis Blues	NHL	680	518	209	0.558
24	San Jose Sharks	NHL	685	524	199	0.557
25	Boston Bruins	NHL	671	517	220	0.555
26	Pittsburgh Penguins	NHL	694	541	172	0.554
26	Houston Dynamo	MLS	99	72	79	0.554
28	Indiana Pacers	NBA	834	675	0	0.553
28	Boston Red Sox	MLB	1754	1420	0	0.553
28	Baltimore Ravens	NFL	152	123	1	0.553
31	Buffalo Sabres	NHL	681	534	193	0.552
32	Ottawa Senators	NHL	680	537	191	0.551
33	Houston Rockets	NBA	828	682	0	0.548
34	Philadelphia Eagles	NFL	167	139	1	0.546
35	Chicago Fire	MLS	213	169	111	0.545
36	Washington Capitals	NHL	669	547	191	0.543
37	Orlando Magic	NBA	818	692	0	0.542
38	St. Louis Cardinals	MLB	1708	1463	0	0.539
39	San Francisco 49ers	NFL	165	142	1	0.537
40	Minnesota Vikings	NFL	165	143	0	0.536
41	Dallas Cowboys	NFL	164	144	0	0.532
41	Nashville Predators	NHL	519	447	148	0.532
43	Toronto Maple Leafs	NHL	653	565	190	0.531
43	Detroit Pistons	NBA	802	708	0	0.531
45	Portland TrailBlazers	NBA	801	709	0	0.530
46	Los Angeles Dodgers	MLB	1676	1497	0	0.528
46	Montreal Canadiens	NHL	643	564	201	0.528
48	Minnesota Wild	NHL	431	381	138	0.526
49	Los Angeles/Anaheim/CA Angels	MLB	1667	1508	0	0.525
49	New York Rangers	NHL	646	577	185	0.525

NOTES: This analysis uses NFL rules when calculating winning percentage, counting ties as a half-win and a half-loss. For NHL teams, overtime losses (OTL) and ties from 2001-2004 (the NHL abolished ties in 2005-2006 and instituted a shootout system) are counted as ties when calculating winning percentage.

HIGHEST WINNING PERCENTAGE AMONG BOSTON-AREA MAJOR PROFESSIONAL SPORTS TEAMS, 1994-PRESENT

(Rankings listed below are each team's overall ranking among the 143 major American pro sports teams)

Records updated through games of September 30, 2013

Rank	Team	Lg.	W	L	T/OTL	Pct.
2	New England Patriots	NFL	209	99	0	0.679
25	Boston Bruins	NHL	671	517	220	0.555
28	Boston Red Sox	MLB	1754	1420	0	0.553
80	Boston Celtics	NBA	754	755	0	0.499
110	New England Revolution	MLS	205	242	110	0.467



THE TEAM OF THE DECADE

When Robert Kraft purchased the New England Patriots in 1994, few would have thought that 17 years later the franchise would be the undisputed team of the decade in the first decade of the new millennium. Kraft brought a winning vision to the organization and dedicated his resources to building a consistent winner. On Jan. 27, 2000, Kraft hired Bill Belichick to coach the team, and three months later the team drafted then-unheralded quarterback Tom Brady, putting the final pieces in place for the Patriots to become the most successful NFL team of the 2000s. Below is a look at the accomplishments of the Patriots during the first decade of the new millennium that earned the Patriots the "Team of the Decade" moniker.

THE PATRIOTS' UNMATCHED NFL SUCCESS FROM 2000-2009

Super Bowl Titles

New England	3
Pittsburgh.....	2
Baltimore.....	1
Indianapolis.....	1
New Orleans.....	1
N.Y. Giants.....	1
Tampa Bay.....	1

Conference Titles

New England	4
Indianapolis.....	2
N.Y. Giants.....	2
Pittsburgh.....	2
10 Teams	1

Division Titles

New England	7
Indianapolis.....	6
Philadelphia.....	5
Pittsburgh.....	5
San Diego.....	5

Note: The Patriots also finished tied for the division lead twice during the 2000s but lost the division title on tiebreakers in 2002 and 2008.

Playoff Wins

New England	14
Philadelphia.....	10
Pittsburgh.....	10
Indianapolis.....	9
Baltimore.....	8

Playoff Winning Percentage

Team	W	L	Pct.
New England	14	4	.777
New Orleans	5	2	.714
Pittsburgh	10	4	.714
Arizona	4	2	.667
Carolina	5	3	.625
Baltimore	8	5	.615

Playoff Games Played

New England	18
Philadelphia.....	18
Indianapolis.....	17
Pittsburgh.....	14
Baltimore.....	13
N.Y. Giants.....	11

Overall Wins

(Includes Regular Season and Playoffs)

New England	126
Indianapolis.....	124
Pittsburgh.....	113
Philadelphia.....	113
Baltimore.....	100

Overall Winning Percentage

(Includes Regular Season and Playoffs)

Team	W	L	T	Pct.
New England	126	52	0	.708
Indianapolis	124	53	0	.701
Pittsburgh	113	60	1	.652
Philadelphia	113	64	1	.638
Green Bay	98	71	0	.580

Most Victories in a Season (Inc. Playoffs), 2000-09

Team	Year	W
New England	2007	18
New England	2003	17
New England	2004	17
Baltimore	2000	16
St. Louis	2001	16
Pittsburgh	2004	16
Indianapolis	2006	16
Indianapolis	2009	16
New Orleans	2009	16

Most Victories in a Single Regular Season, 2000-09

Team	Year	W
New England	2007	16
Pittsburgh	2004	15
New England	2003	14
New England	2004	14
Indianapolis	2005	14
Indianapolis	2009	14
St. Louis	2001	14

Playoff Games Hosted

New England	9
Philadelphia	9
Pittsburgh.....	8
Indianapolis.....	8

Major Sports League Titles, 2000-09

Los Angeles Lakers	NBA	4
New England Patriots	NFL	3
San Antonio Spurs	NBA	3
Boston Red Sox	MLB	2
Detroit Red Wings	NHL	2
Houston Dynamo	MLS	2
Los Angeles Galaxy	MLS	2
New Jersey Devils	NHL	2
New York Yankees	MLB	2
Pittsburgh Steelers	NFL	2
San Jose Earthquakes	MLS	2

Major Sports Conference Titles, 2000-09

Los Angeles Lakers	NBA	6
New England Patriots	NFL	4
New England Revolution	MLS	4
Los Angeles Galaxy	MLS	4
New York Yankees	MLB	4
Detroit Red Wings	NHL	3
New Jersey Devils	NHL	3
San Antonio Spurs	NBA	3

Seasons of NFL Playoff Advancement

Philadelphia	7
New England	6
Pittsburgh.....	5
Baltimore.....	4
Indianapolis.....	4
Green Bay	3
Oakland.....	3
Seattle	3
New Orleans.....	3



PATRIOTS FOOTBALL NETWORK

The **Patriots Football Network** (PFN) is the full portfolio of media offerings from the three-time Super Bowl Champion New England Patriots. PFN provides Patriots content produced both in-house and with media partners spanning print, television, radio and the Internet.

PATRIOTS ALL ACCESS

T Emmy-Award winning Patriots All Access airs weekly throughout the season on WBZ, Channel 4 in Boston and regional affiliates. Patriots All Access features exclusive, behind-the-scenes access and in-depth weekly features on Patriots players and personnel. Hosted by WBZ's Steve Burton, the show features weekly sit-downs with Coach Bill Belichick, including the popular "Belestrator" segment where the coach breaks down upcoming opponents. Fridays at 7:00 p.m. and Sundays at 9:00 a.m. on **TV 38 in Boston; WNAC-TV in Providence**; Saturdays at 12:05 a.m. on **WMUR-TV in Manchester, N.H.** Saturdays at 5:00 a.m. on **WMTW-TV in Portland, Maine**; Saturdays at 5:00 p.m. on **WCTX-TV in Hartford, Conn.** Saturdays at 7:00 p.m. on **WFXQ-TV in Springfield, Mass.**; Sundays at 11:00 a.m. on **WVII-TV in Bangor, Maine**



TOTALLY PATRIOTS



Totally Patriots is a unique, one of a kind Patriots show aimed for the next generation of Patriots fans. This weekly, youth oriented football show allows school aged fans unprecedented access to their favorite players, enabling them to ask questions in a relaxed, informal setting. It airs on TV-38 on Saturday at morning 10 a.m.

PATRIOTS TODAY AND PATRIOTS THIS WEEK

PATRIOTS TODAY: Available daily at Patriots.com.

PATRIOTS THIS WEEK: Fridays 9:30 p.m. on Comcast Sports Net.

Patriots Today gives fans a daily, in-depth look at the club that is unmatched by any other outlet. Hosted by Jackie Brittain with daily reports from Brian Lowe and twice-weekly analysis from PFW's Paul Perillo. Patriots Today produces multiple segments each day during the season, with upwards of 45 minutes of up-to-the minute Patriots news, information and analysis throughout the day. Patriots Today is the only place fans can watch complete broadcasts of full-length press conferences on a daily basis, plus daily locker room uncut segments. Every Friday at 10:30 p.m. on Comcast Sports Net, Scott Zolak will bring you *Patriots This Week*, providing a thorough recap of each week's developments.

PATRIOTS.COM NEWS

Patriots.com features daily updates and exclusive content from the writers of *Patriots Football Weekly*, offering everything from breaking news to player features and the popular "Ask PFW" postings.

VIDEO

The first professional sports team website to offer streaming video provides Patriots fans with a variety of exclusive video content. Visitors can choose their channel and watch exclusive video from news to cheerleaders. Patriots.com also features video of every Patriots press conference, including postgame press conferences and Coach Belichick's weekday media updates.

AUDIO

Patriots Web Radio programming is available exclusively on Patriots.com beginning at noon each day, Monday through Friday. Kicking off the programming lineup is PFW In Progress, a daily online program that features candid commentary from the writers of *Patriots Football Weekly*. Following PFW In Progress is Patriots Playbook, hosted by John Rooke, featuring items from around the NFL. Fantasy Football Champs and Football Nation round out the Patriots.com radio lineup. Patriots.com also offers streaming audio of every Patriots press conference, as well as archives of Patriots.com Radio shows and exclusive podcasts.

PATRIOTS MONDAY ON WEEI

WEEI Sports Radio broadcasts Patriots Monday each week, offering fans unique insight and analysis from Coach Belichick and Tom Brady in addition to other Patriots players. WEEI will broadcast Patriots Monday live from Gillette Stadium each Monday, kicking off with Dennis & Callahan at 6:00 a.m.

PATRIOTS FRIDAY ON WAAF

WAAF broadcasts Patriots Friday each week, offering fans a look ahead at the weekend's game, match ups and rivalries. Various Patriots players will be featured on air.. WAAF will broadcast Patriots Fridays each week throughout the season with Greg Hill from the Hill-Man Morning Radio Show.

98.5 THE SPORTS HUB PATRIOTS RADIO NETWORK

A new era in Patriots Radio history began in 2009, with the move of the game broadcasts to 98.5 FM, Boston's Sports Hub. The transition to Boston's new all-sports radio station insures that Patriots fans will continue to hear every kick, block and tackle in stereo, and without static, in crystal-clear FM quality. Fans all over New England will be able to listen in to any of 37 stations on the Safety Insurance 98.5 The Sports Hub Patriots Radio Network, starting with Patriots Preview three hours before kickoff, and capped off with Patriots Postgame for three hours after the final gun.



FLAGSHIP STATION

98.5 FM Boston's Sports Hub

MASSACHUSETTS

WAQY	Springfield	102.1 FM
WBEC	Pittsfield	1420 AM
WPKZ	Fitchburg	1280 AM
WNAW	N. Adams	1230 AM
WBSM	New Bedford	1420 AM
WPVQ	Greenfield	95.3 FM
WSAR	Fall River	1480 AM
WWFX	Worcester	100.1 FM
WXTK	Hyannis	95.1 FM

NEW HAMPSHIRE

WNNH	Concord	99.1 FM
WSAK	Hampton	102.1 FM
WEMJ	Laconia	1490 AM
WLNH	Laconia	98.3 FM
WSHK	Portsmouth	105.3 FM
Wfnq	Nashua	106.3 FM
WPKQ	N. Conway	103.7 FM
WXXK	Lebanon	100.5 FM
WINQ	Keene	98.7 FM

RHODE ISLAND

WPRO	Providence	630 AM
WEAN	Providence	99.7 FM

NEW YORK

WUSP	Utica	95.5 FM
WUSP	Utica	1550 AM
WRCK	Utica	1480 AM

VERMONT

WBTN	Bennington	1370 AM
WRFK	Barre	107.1 FM
WKVT	Brattleboro	92.7 FM
WCPV	Burlington	101.3 FM
WEXP	Rutland	101.5 FM
WIKE	Newport	1490 AM
WSTJ	St Johnsbury	1340 AM

MAINE

WEBB	Augusta	98.5 FM
WEZQ	Bangor	92.9 FM
WBLM	Portland	102.9 FM

CONNECTICUT

WUCS	Hartford	97.9 FM
WINY	Putnam	1350 AM
WMOS	New London	102.3 FM



2013 OFFENSIVE STATISTICS

WON 4, LOST 0

09/08 W 23-21	at Buffalo	69,519	
09/12 W 13-10	New York Jets	68,756	
09/22 W 23- 3	Tampa Bay	68,756	
09/29 W 30-23	at Atlanta	70,744	
10/06	at Cincinnati		
10/13	New Orleans		
10/20	at New York Jets		
10/27	Miami		
11/03	Pittsburgh		
11/18	at Carolina		
11/24	Denver		
12/01	at Houston		
12/08	Cleveland		
12/15	at Miami		
12/22	at Baltimore		
12/29	Buffalo		
	N.E.	Opp.	
TOTAL FIRST DOWNS	77	74	
Rushing	20	19	
Passing	51	48	
Penalty	6	7	
3rd Down: Made/Att	28/66	21/59	
3rd Down Pct.	42.4	35.6	
4th Down: Made/Att	1/4	0/6	
4th Down Pct.	25.0	0.0	
POSSESSION AVG.	31:51	28:09	
TOTAL NET YARDS	1469	1384	
Avg. Per Game	367.3	346.0	
Total Plays	287	269	
Avg. Per Play	5.1	5.1	
NET YARDS RUSHING	500	420	
Avg. Per Game	125.0	105.0	
Total Rushes	122	103	
NET YARDS PASSING	969	964	
Avg. Per Game	242.3	241.0	
Sacked/Yards Lost	7/45	9/57	
Gross Yards	1014	1021	
Att./Completions	158/93	157/86	
Completion Pct.	58.9	54.8	
Had Intercepted	2	5	
PUNTS/AVERAGE	22/44.9	24/45.8	
NET PUNTING AVG.	22/40.1	24/39.4	
PENALTIES/YARDS	22/209	28/244	
FUMBLES/BALL LOST	4/2	6/3	
TOUCHDOWNS	8	6	
Rushing	1	1	
Passing	7	4	
Returns	0	1	

* SCORE BY PERIODS

	Q1	Q2	Q3	Q4	OT	PTS
TEAM	20	37	6	26	0	89
OPPONENTS	9	21	14	13	0	57

* SCORING

	TD	Ru	Pa	Rt	K-PAT	FG	S	PTS
Gostkowski	0	0	0	0	8/ 8	11/12	0	41
Thompkins	3	0	3	0			0	18
Edelman	2	0	2	0			0	12
Blount	1	1	0	0			0	6
Dobson	1	0	1	0			0	6
Mulligan	1	0	1	0			0	6
TEAM	8	1	7	0	8/ 8	11/12	0	89
OPPONENTS	6	1	4	1	6/ 6	5/ 6	0	57

2-Pt Conv: TM 0-0, OPP 0-0

SACKS: Cha. Jones 3, Buchanan 2, Kelly 1.5, Mayo 1, Vellano 1, Ninkovich 0.5, TM 9, OPP 7

FUM/LOST: Brady 2/1, Edelman 1/0, Ridley 1/1

* RUSHING

	No.	Yds	Avg	Long	TD
Ridley	47	174	3.7	20	0
Blount	34	155	4.6	47t	1
Vereen	14	101	7.2	21	0
Bolden	9	68	7.6	46	0
Edelman	1	4	4.0	4	0
Washington	1	1	1.0	1	0
Brady	16	-3	-2	5	0
TEAM	122	500	4.1	47t	1
OPPONENTS	103	420	4.1	19	1

* RECEIVING

	No.	Yds	Avg	Long	TD
Edelman	34	319	9.4	44	2
Thompkins	15	257	17.1	49	3
Dobson	11	118	10.7	39t	1
Amendola	10	104	10.4	24	0
Vereen	7	58	8.3	19	0
Bolden	6	44	7.3	17	0
Hoomanawanui	3	36	12.0	16	0
Ridley	3	34	11.3	24	0
Develin	2	19	9.5	15	0
Boyce	1	24	24.0	24	0
Mulligan	1	1	1.0	1t	1
TEAM	93	1014	10.9	49	7
OPPONENTS	86	1021	11.9	49	4

* INTERCEPTIONS

	No.	Yds	Avg	Long	TD
Talib	4	12	3.0	14	0
Dennard	1	0	0.0	0	0
TEAM	5	12	2.4	14	0
OPPONENTS	2	0	0.0	0	0

* PUNTING

	No.	Yds	Avg	Net	TB	In	Lg	B
R. Allen	22	988	44.9	40.1	4	8	65	0
TEAM	22	988	44.9	40.1	4	8	65	0
OPPONENTS	24	1099	45.8	39.4	1	6	60	0

* PUNT RETURNS

	Ret	FC	Yds	Avg	Long	TD
Edelman	11	5	133	12.1	17	0
TEAM	11	5	133	12.1	17	0
OPPONENTS	4	4	25	6.3	12	0

* KICKOFF RETURNS

	No.	Yds	Avg	Long	TD
Blount	4	84	21.0	25	0
TEAM	4	84	21.0	25	0
OPPONENTS	2	48	24.0	29	0

* FIELD GOALS

	1-19	20-29	30-39	40-49	50+
Gostkowski	0/ 0	2/ 2	4/ 4	4/ 5	1/1
TEAM	0/ 0	2/ 2	4/ 4	4/ 5	1/1
OPPONENTS	0/ 0	2/ 2	2/ 3	1/ 1	0/0

Gostkowski: (48G,33G,35G) (21G,30G,43N) (53G,46G,33G) (48G,22G,49G)

OPP: () (37G) (38N,30G) (23G,45G,25G)

* PASSING

	Att	Cmp	Yds	Cmp%	Yds/Att	TD	TD%	Int	Int%	Long	Sack/Lost	Rating
Brady	158	93	1014	58.9	6.42	7	4.4	2	1.3	49	7/ 45	87.4
TEAM	158	93	1014	58.9	6.42	7	4.4	2	1.3	49	7/ 45	87.4
OPPONENTS	157	86	1021	54.8	6.50	4	2.5	5	3.2	49	9/ 57	70.1



2013 DEFENSIVE STATISTICS

Tackle Statistics based on Coaches Film Review

PLAYER Name	TACKLES			SACKS			INTERCEPTIONS				FUMBLES				SP. TEAMS				
	TT	UT	A	S	Yds	QH	Int	Yds	TD	PD	FF	FR	Yds	TD	TT	UT	A	FF	FR
Jerod Mayo	43	28	15	1.0	1.0	1	0	0	0	0	0	0	0	0	0	0	0	0	0
Steve Gregory	30	24	6	0.0	0.0	0	0	0	0	1	0	0	0	0	0	0	0	0	0
Dont'a Hightower	30	18	12	0.0	0.0	1	0	0	0	0	0	0	0	0	0	0	0	0	0
Rob Ninkovich	21	13	8	0.5	1.0	4	0	0	0	0	1	1	0	0	0	0	0	0	0
Tommy Kelly	20	11	9	1.5	6.5	5	0	0	0	0	0	1	0	0	0	0	0	0	0
Devin McCourty	20	15	5	0.0	0.0	0	0	0	0	2	1	1	0	0	0	0	0	0	0
Brandon Spikes	19	13	6	0.0	0.0	0	0	0	0	0	0	0	0	0	0	0	0	0	0
Chandler Jones	17	11	6	3.0	20.5	8	0	0	0	0	0	0	0	0	0	0	0	0	0
Kyle Arrington	17	12	5	0.0	0.0	0	0	0	0	3	2	0	0	0	1	0	1	0	0
Alfonzo Dennard	14	9	5	0.0	0.0	0	1	0	0	4	0	0	0	0	0	0	0	0	0
Aqib Talib	12	8	4	0.0	0.0	0	4	12	0	7	1	0	0	0	0	0	0	0	0
Vince Wilfork	10	6	4	0.0	0.0	1	0	0	0	0	0	0	0	0	0	0	0	0	0
Joe Vellano	10	6	4	1.0	13.0	1	0	0	0	0	0	0	0	0	0	0	0	0	0
Logan Ryan	6	4	2	0.0	0.0	0	0	0	0	0	0	0	0	0	0	0	0	0	0
Jamie Collins	4	3	1	0.0	0.0	0	0	0	0	0	0	0	0	0	0	0	0	0	0
Duron Harmon	2	1	1	0.0	0.0	0	0	0	0	0	0	0	0	0	0	0	0	0	0
Michael Buchanan	2	2	0	2.0	15.0	4	0	0	0	0	0	0	0	0	0	0	0	0	0
Chris Jones	1	1	0	0.0	0.0	0	0	0	0	0	0	0	0	0	0	0	0	0	0
Dane Fletcher	0	0	0	0.0	0.0	0	0	0	0	0	0	0	0	0	3	2	1	0	0
Matthew Slater	0	0	0	0.0	0.0	0	0	0	0	0	0	0	0	0	2	1	1	0	0
Jake Bequette	0	0	0	0.0	0.0	1	0	0	0	0	0	0	0	0	0	0	0	0	0
Chris White	0	0	0	0.0	0.0	0	0	0	0	0	0	0	0	0	2	1	1	0	0
	278	185	93	9.0	57.0	26	5	12	0	17	5	3	0	0	8	4	4	0	0

FUMBLES - LOST (4-2)				
	No.	Own		
		Lost	Rec	O.B.
Tom Brady	2	1	1	0
Julian Edelman	1	0	1	0
Stevan Ridley	1	1	0	0
	4	2	2	0

MISC. OFFENSIVE STATS				
	Tkl	Ast	FF	FR
LeGarrett Blount	1	0	0	0
Zach Sudfeld	1	0	0	0
	2	0	0	0

KEY	
TT-Total Tackles	Int/Yds-Interceptions/Yards Returned
UT-Unassisted Tackles	PD-Passes Defensed

BLOCKED KICKS			
	XP	FG	P
Totals	0	0	0



2013 NEW ENGLAND PATRIOTS ROSTER

AS OF OCTOBER 1, 2013

ALPHABETICAL ROSTER								
#	NAME	POS	HT	WT	BORN	YR	COLLEGE	H.S. HOMETOWN
48	Aiken, Danny	LS	6-4	255	8/28/1988	3	Virginia	Roanoke, Va.
6	Allen, Ryan	P	6-2	215	2/28/1990	R	Louisiana Tech	Salem, Ore.
80	Amendola, Danny	WR	5-11	195	11/2/1985	5	Texas Tech	The Woodlands, Texas
25	Arrington, Kyle	CB	5-10	190	8/12/1986	5	Hofstra	Accokeek, Md.
64	Barker, Chris	OL	6-2	310	8/3/1990	R	Nevada	Etiwanda, Calif.
58	Beauharnais, Steve	LB	6-2	230	5/2/1990	R	Rutgers	Saddle Brook, N.J.
92	Bequette, Jake	DE	6-5	265	2/21/1989	2	Arkansas	Little Rock, Ark.
29	Blount, LeGarrette	RB	6-0	250	12/5/1986	4	Oregon	Perry, Fla.
38	Bolden, Brandon	RB	5-11	220	1/26/1990	2	Mississippi	Baton Rouge, La.
82	Boyce, Josh	WR	5-11	205	5/6/1991	R	Texas Christian	Copperas Cove, Texas
12	Brady, Tom	QB	6-4	225	8/3/1977	14	Michigan	San Mateo, Calif.
99	Buchanan, Michael	DL	6-6	255	1/24/1991	R	Illinois	Homewood, Ill.
61	Cannon, Marcus	OL	6-5	335	5/6/1988	3	Texas Christian	Odessa, Texas
91	Collins, Jamie	LB	6-3	250	10/20/1989	R	Southern Mississippi	McCall Creek, Miss.
63	Connolly, Dan	OL	6-4	305	9/2/1982	8	Southeast Missouri St.	St. Louis, Mo.
37	Dennard, Alfonzo	CB	5-10	200	9/9/1989	2	Nebraska	Rochelle, Ga.
46	Develin, James	FB	6-3	255	7/23/1988	1	Brown	Gilbertsville, Pa.
17	Dobson, Aaron	WR	6-3	200	7/23/1991	R	Marshall	Dunbar, W.V.
43	Ebner, Nate	DB	6-0	210	12/14/1988	2	Ohio State	Dublin, Ohio
11	Edelman, Julian	WR	5-10	198	5/22/1986	5	Kent State	Redwood City, Calif.
52	Fletcher, Dane	LB	6-2	245	9/14/1986	4	Montana State	Bozeman, Mont.
3	Gostkowski, Stephen	K	6-1	215	1/28/1984	8	Memphis	Madison, Miss.
28	Gregory, Steve	S	5-11	200	1/8/1983	8	Syracuse	Staten Island, N.Y.
87	Gronkowski, Rob	TE	6-6	265	5/14/1989	4	Arizona	Pittsburgh, Pa.
30	Harmon, Duron	DB	6-1	205	1/24/1991	R	Rutgers	Magnolia, Del.
54	Hightower, Dont'a	LB	6-3	270	3/12/1990	2	Alabama	Lewisburg, Tenn.
47	Hoomanawanui, Michael	TE	6-4	260	7/4/1988	4	Illinois	Bloomington, Ill.
95	Jones, Chandler	DE	6-5	265	2/27/1990	2	Syracuse	Endicott, N.Y.
94	Jones, Chris	DT	6-1	309	7/12/1990	R	Bowling Green	Brownsville, Ind.
93	Kelly, Tommy	DL	6-6	310	12/27/1980	10	Mississippi State	Jackson, Miss.
15	Mallett, Ryan	QB	6-6	245	6/5/1988	3	Arkansas	Texarkana, Texas
70	Mankins, Logan	G	6-4	308	3/10/1982	9	Fresno State	Catheys Valley, Calif.
51	Mayo, Jerod	LB	6-1	250	2/23/1986	6	Tennessee	Hampton, Va.
32	McCourty, Devin	DB	5-10	195	8/13/1987	4	Rutgers	Montvale, N.J.
88	Mulligan, Matthew	TE	6-4	267	1/18/1985	5	Maine	Enfield, Maine
50	Ninkovich, Rob	DL	6-2	260	2/1/1984	8	Purdue	Blue Island, Ill.
22	Ridley, Stevan	RB	H Made	220	1/27/1989	3	Louisiana State	Natchez, Miss.
26	Ryan, Logan	CB	5-11	195	2/9/1991	R	Rutgers	Voorhees, N.J.
18	Slater, Matthew	WR	6-0	210	9/9/1985	6	UCLA	Anaheim, Calif.
77	Solder, Nate	T	6-8	320	4/12/1988	3	Colorado	Buena Vista, Colo.
55	Spikes, Brandon	LB	6-2	255	9/3/1987	4	Florida	Shelby, N.C.
44	Sudfeld, Zach	TE	6-7	260	4/17/1989	R	Nevada	Modesto, Calif.
74	Switek, Will	OL	6-6	310	1/8/1982	8	Stanford	Newbury Park, Calif.
31	Talib, Aqib	CB	6-1	205	2/13/1986	6	Kansas	Richardson, Texas
85	Thompkins, Kenbrell	WR	6-1	195	7/29/1988	R	Cincinnati	Miami, Fla.
72	Vellano, Joe	DL	6-2	300	10/30/1988	R	Maryland	Rexford, N.Y.
76	Vollmer, Sebastian	T	6-8	320	7/10/1984	5	Houston	Kaarst, Germany
33	Washington, Leon	RB	5-8	192	8/29/1982	8	Florida State	Jacksonville, Fla.
62	Wendell, Ryan	OL	6-2	300	3/4/1986	5	Fresno State	Diamond Bar, Calif.
59	White, Chris	LB	6-3	238	1/15/1989	3	Mississippi State	Vanceleave, Miss.
75	Wilfork, Vince	DL	6-2	325	11/4/1981	10	Miami (Fla.)	Boynton Beach, Fla.
27	Wilson, Tavon	DB	6-0	215	3/19/1990	2	Illinois	Washington, D.C.

PRACTICE SQUAD

#	NAME	POS	HT	WT	BORN	YR	COLLEGE	H.S. HOMETOWN
68	Cave, Braxston	OL	6-3	305	7/29/1989	R	Notre Dame	Mishawaka, Ind.
49	Davis, Ja'Gared	LB	6-0	238	9/11/1990	R	Southern Methodist	Crockett, Texas
65	Devey, Jordan	T	6-6	317	1/11/1988	R	Memphis	American Fork, Utah
98	Forston, Marcus	DL	6-3	305	9/28/1989	1	Miami (Fla.)	Miami, Fla.
69	Francis, A.J.	DL	6-0	316	5/7/1990	R	Maryland	Severn, Md.
41	Green, Justin	DB	5-11	195	2/26/1991	R	Illinois	Louisville, Ky.
67	Kline, Josh	OL	6-3	295	12/29/1989	R	Kent State	Mason, Ohio

RESERVE/INJURED LIST

#	NAME	POS	HT	WT	BORN	YR	COLLEGE	H.S. HOMETOWN
68	Green, Tyronne	OL	6-2	316	4/6/1986	5	Auburn	Pensacola, Fla.
67	Grissom, Cory	DL	6-2	316	6/9/1990	R	South Florida	LaGrange, Ga.
84	Moe, TJ	WR	6-0	200	10/14/1990	R	Missouri	O'Fallon, Mo.
*34	Vereen, Shane	RB	5-10	205	5/2/1989	3	California	Valencia, Calif.
24	Wilson, Adrian	S	6-3	230	10/12/1979	13	North Carolina State	High Point, N.C.
66	Zusevics, Markus	OL	6-5	300	4/25/1989	2	Iowa	Arlington Heights, Ill.

*Designated to Return

RESERVE/N.F.I. LIST

#	NAME	POS	HT	WT	BORN	YR	COLLEGE	H.S. HOMETOWN
97	Armstead, Armond	DL	6-5	305	8/3/1990	1	Southern California	Elk Grove, Calif.
13	Harrison, Mark	WR	6-3	230	12/11/1990	R	Rutgers	Stratford, Conn.

NUMERICAL ROSTER

#	NAME	POS
3	Stephen Gostkowski	K
6	Ryan Allen	P
11	Julian Edelman	WR
12	Tom Brady	QB
15	Ryan Mallett	QB
17	Aaron Dobson	WR
18	Matthew Slater	WR
22	Stevan Ridley	RB
25	Kyle Arrington	CB
26	Logan Ryan	CB
27	Tavon Wilson	DB
28	Steve Gregory	S
29	LeGarrette Blount	RB
30	Duron Harmon	DB
31	Aqib Talib	CB
32	Devin McCourty	DB
33	Leon Washington	RB
37	Alfonzo Dennard	CB
38	Brandon Bolden	RB
43	Nate Ebner	DB
44	Zach Sudfeld	TE
46	James Develin	FB
47	Michael Hoomanawanui	TE
48	Danny Aiken	LS
50	Rob Ninkovich	DL
51	Jerod Mayo	LB
52	Dane Fletcher	LB
54	Dont'a Hightower	LB
55	Brandon Spikes	LB
58	Steve Beauharnais	LB
59	Chris White	LB
61	Marcus Cannon	OL
62	Ryan Wendell	OL
63	Dan Connolly	OL
64	Chris Barker	OL
70	Logan Mankins	G
72	Joe Vellano	DL
74	Will Switek	OL
75	Vince Wilfork	DL
76	Sebastian Vollmer	T
77	Nate Solder	T
80	Danny Amendola	WR
82	Josh Boyce	WR
85	Kenbrell Thompkins	WR
87	Rob Gronkowski	TE
88	Matthew Mulligan	TE
91	Jamie Collins	LB
92	Jake Bequette	DE
93	Tommy Kelly	DL
94	Chris Jones	DT
95	Chandler Jones	DE
99	Michael Buchanan	DL

PRACTICE SQUAD

#	NAME	POS
41	Justin Green	DB
49	Ja'Gared Davis	LB
65	Jordan Devey	T
67	Josh Kline	OL
68	Braxston Cave	OL
69	A.J. Francis	DL
98	Marcus Forston	DL

RESERVE/INJURED LIST

#	NAME	POS
24	Adrian Wilson	S
*34	Shane Vereen	RB
66	Markus Zusevics	OL
67	Cory Grissom	DL
68	Tyronne Green	OL
84	TJ Moe	WR

*Designated to Return

RESERVE/N.F.I. LIST

#	NAME	POS
13	Mark Harrison	WR
97	Armond Armstead	DL

HEAD COACH: BILL BELICHICK

ASSISTANTS: Josh Boyer, Cornerbacks; Moses Cabrera, Assistant Strength and Conditioning; Brian Daboll, offensive assistant, Ivan Fears, Running Backs; Brian Flores, Safeties; George Godsey, Tight Ends; Patrick Graham, Defensive Line; Pepper Johnson, Linebackers; Joe Judge, Special Teams Assistant; Josh McDaniels, Offensive Coordinator/Quarterbacks; Harold Nash, Head Strength and Conditioning; Scott O'Brien, Special Teams; Chad O'Shea, Receivers; Matt Patricia, Defensive Coordinator; Dante Scarnecchia, Assistant Head Coach/Offensive Line



2013 NUMERICAL ROSTER

October 1, 2013

3	Stephen Gostkowski	K	6-1	215	29	8	Memphis	D4b-06
6	Ryan Allen	P	6-2	215	23	R	Louisiana Tech	FA-13
11	Julian Edelman	WR	5-10	198	27	5	Kent State	D7a-09
12	Tom Brady	QB	6-4	225	36	14	Michigan	D6b-00
15	Ryan Mallett	QB	6-6	245	25	3	Arkansas	D3b-11
17	Aaron Dobson	WR	6-3	200	22	R	Marshall	D2b-13
18	Matthew Slater	WR	6-0	210	28	6	UCLA	D5-08
22	Stevan Ridley	RB	5-11	220	24	3	Louisiana State	D3a-11
25	Kyle Arrington	CB	5-10	190	27	5	Hofstra	FA-09
26	Logan Ryan	CB	5-11	195	22	R	Rutgers	D3a-13
27	Tavon Wilson	DB	6-0	215	23	2	Illinois	D2-12
28	Steve Gregory	S	5-11	200	30	8	Syracuse	UFA(SD)-12
29	LeGarrette Blount	RB	6-0	250	26	4	Oregon	TR(TB)-13
30	Duron Harmon	DB	6-1	205	22	R	Rutgers	D3b-13
31	Aqib Talib	CB	6-1	205	27	6	Kansas	TR(TB)-12
32	Devin McCourty	DB	5-10	195	26	4	Rutgers	D1-10
33	Leon Washington	RB	5-8	192	31	8	Floirda State	FA-13
37	Alfonzo Dennard	DB	5-10	200	24	2	Nebraska	D7a-12
38	Brandon Bolden	RB	5-11	220	23	2	Mississippi	FA-12
43	Nate Ebner	DB	6-0	210	24	2	Ohio State	D6-12
44	Zach Sudfeld	TE	6-7	260	24	R	Nevada	FA-13
46	James Develin	FB	6-3	255	25	1	Brown	FA-12
47	Michael Hoomanawanui	TE	6-4	260	25	4	Illinois	FA-12
48	Danny Aiken	LS	6-4	255	25	3	Virginia	CW(BUF)-11
50	Rob Ninkovich	DL	6-2	260	29	8	Purdue	FA-09
51	Jerod Mayo	LB	6-1	250	27	6	Tennessee	D1-08
52	Dane Fletcher	LB	6-2	245	27	4	Montana State	FA-10
54	Dont'a Hightower	LB	6-3	270	23	2	Alabama	D1b-12
55	Brandon Spikes	LB	6-2	255	26	4	Florida	D2c-10
58	Steve Beauharnais	LB	6-2	230	23	R	Rutgers	D7b-13
59	Chris White	LB	6-3	238	24	3	Mississippi State	CW(DET)-13
61	Marcus Cannon	OL	6-5	335	25	3	Texas Christian	D5a-11
62	Ryan Wendell	OL	6-2	300	27	5	Fresno State	FA-08
63	Dan Connolly	OL	6-4	305	31	8	Southeast Missouri St.	FA-08
64	Chris Barker	OL	6-2	310	23	R	Nevada	CW(MIA)-13
70	Logan Mankins	G	6-4	308	31	9	Fresno State	D1-05
72	Joe Vellano	DL	6-2	300	24	R	Maryland	FA-13
74	Will Svitek	OL	6-6	310	31	8	Stanford	FA-13
75	Vince Wilfork	DL	6-2	325	31	10	Miami (Fla.)	D1a-04
76	Sebastian Vollmer	T	6-8	320	29	5	Houston	D2d-09
77	Nate Solder	T	6-8	320	25	3	Colorado	D1-11
80	Danny Amendola	WR	5-11	195	27	5	Texas Tech	UFA(STL)-13
82	Josh Boyce	WR	5-11	205	22	R	Texas Christian	D4-13
85	Kenbrell Thompkins	WR	6-1	195	25	R	Cincinnati	FA-13
87	Rob Gronkowski	TE	6-6	265	24	4	Arizona	D2a-10
88	Matthew Mulligan	TE	6-4	267	28	5	Maine	FA-13
91	Jamie Collins	LB	6-3	250	23	R	Southern Mississippi	D2a-13
92	Jake Bequette	DE	6-5	265	24	2	Arkansas	D3-12
93	Tommy Kelly	DL	6-6	310	32	10	Mississippi State	FA-13
94	Chris Jones	DT	6-1	309	23	R	Bowling Green	CW(TB)-13
95	Chandler Jones	DE	6-5	265	23	2	Syracuse	D1a-12
99	Michael Buchanan	DL	6-6	255	22	R	Illinois	D7a-13

PRACTICE SQUAD

#	NAME	POS	HT	WT	AGE	YR	COLLEGE	ACQ.
41	Justin Green	DB	5-11	195	22	R	Illinois	FA-13
49	Ja'Gared Davis	LB	6-0	238	23	R	Southern Methodist	CW(HOU)-13
65	Jordan Devey	T	6-6	317	25	R	Memphis	FA-13
67	Josh Kline	OL	6-3	295	23	R	Kent State	FA-13
68	Braxston Cave	OL	6-3	305	24	R	Notre Dame	Fa-13
69	A.J. Francis	DL	6-0	316	23	R	Maryland	CW(MIA)-13
98	Marcus Forston	DL	6-3	305	24	1	Miami	FA-12

RESERVE/INJURED LIST

#	NAME	POS	HT	WT	AGE	YR	COLLEGE	(IR date)
24	Adrian Wilson	S	6-3	230	33	13	North Carolina State	(8/31/13)
*34	Shane Vereen	RB	5-10	205	24	3	California	D2b-11
66	Markus Zusevics	OL	6-5	300	24	2	Iowa	(8/26/13)
67	Cory Grissom	DT	6-2	316	23	R	South Florida	(8/26/13)
68	Tyronne Green	OL	6-2	316	27	5	Auburn	(8/15/13)
84	TJ Moe	WR	6-0	200	22	R	Missouri	(6/3/13)

*Designated to Return

RESERVE/N.F.I. LIST

#	NAME	POS	HT	WT	AGE	YR	COLLEGE	DATE
97	Armond Armstead	DL	6-5	305	23	1	Southern California	(8/26/13)
13	Mark Harrison	WR	6-3	230	22	R	Rutgers	(8/26/13)



2013 POSITIONAL ROSTER

October 1, 2013								
DEFENSE (24)								
#	NAME	POS	HT	WT	BORN	YR	COLLEGE	H.S. HOMETOWN
DEFENSIVE LINE (8)								
92	Bequette, Jake	DE	6-5	265	2/21/1989	2	Arkansas	Little Rock, Ark.
99	Buchanan, Michael	DL	6-6	255	1/24/1991	R	Illinois	Homewood, Ill.
95	Jones, Chandler	DE	6-5	265	2/27/1990	2	Syracuse	Endicott, N.Y.
94	Jones, Chris	DT	6-1	309	7/12/1990	R	Bowling Green	Brownsville, Ind.
93	Kelly, Tommy	DL	6-6	310	12/27/1980	10	Mississippi State	Jackson, Miss.
50	Ninkovich, Rob	DL	6-2	260	2/1/1984	8	Purdue	Blue Island, Ill.
72	Vellano, Joe	DL	6-2	300	10/30/1988	R	Maryland	Rexford, N.Y.
75	Wilfork, Vince	DL	6-2	325	11/4/1981	10	Miami (Fla.)	Boynton Beach, Fla.
LINEBACKER (7)								
58	Beauharnais, Steve	LB	6-2	230	5/2/1990	R	Rutgers	Saddle Brook, N.J.
91	Collins, Jamie	LB	6-3	250	10/20/1989	R	Southern Mississippi	McCall Creek, Miss.
52	Fletcher, Dane	LB	6-2	245	9/14/1986	4	Montana State	Bozeman, Mont.
54	Hightower, Dont'a	LB	6-3	270	3/12/1990	2	Alabama	Lewisburg, Tenn.
51	Mayo, Jerod	LB	6-1	250	2/23/1986	6	Tennessee	Hampton, Va.
55	Spikes, Brandon	LB	6-2	255	9/3/1987	4	Florida	Shelby, N.C.
59	White, Chris	LB	6-3	238	1/15/1989	3	Mississippi State	Vanceleave, Miss.
DEFENSIVE BACK (9)								
25	Arrington, Kyle	CB	5-10	190	8/12/1986	5	Hofstra	Accokeek, Md.
37	Dennard, Alfonzo	CB	5-10	200	9/9/1989	2	Nebraska	Rochelle, Ga.
43	Ebner, Nate	DB	6-0	210	12/14/1988	2	Ohio State	Dublin, Ohio
28	Gregory, Steve	S	5-11	200	1/8/1983	8	Syracuse	Staten Island, N.Y.
30	Harmon., Duron	DB	6-1	205	1/24/1991	R	Rutgers	Magnolia, Del.
32	McCourty, Devin	DB	5-10	195	8/13/1987	4	Rutgers	Montvale, N.J.
26	Ryan, Logan	CB	5-11	195	2/9/1991	R	Rutgers	Voorhees, N.J.
31	Talib, Aqib	CB	6-1	205	2/13/1986	6	Kansas	Richardson, Texas
27	Wilson, Tavon	DB	6-0	215	3/19/1990	2	Illinois	Washington, D.C.
OFFENSE (25)								
#	NAME	POS	HT	WT	BORN	YR	COLLEGE	H.S. HOMETOWN
OFFENSIVE LINE (8)								
64	Barker, Chris	OL	6-2	310	8/3/1990	R	Nevada	Etiwanda, Calif.
61	Cannon, Marcus	OL	6-5	335	5/6/1988	3	Texas Christian	Odessa, Texas
63	Connolly, Dan	OL	6-4	305	9/2/1982	8	Southeast Missouri St.	St. Louis, Mo.
70	Mankins, Logan	G	6-4	308	3/10/1982	9	Fresno State	Catheys Valley, Calif.
77	Solder, Nate	T	6-8	320	4/12/1988	3	Colorado	Buena Vista, Co.
74	Svitek, Will	OL	6-6	310	1/8/1992	8	Stanford	Newbury Park, Calif.
76	Vollmer, Sebastian	T	6-8	320	7/10/1984	5	Houston	Kaarst, Germany
62	Wendell, Ryan	OL	6-2	300	3/4/1986	5	Fresno State	Diamond Bar, Calif.
QUARTERBACK (2)								
12	Brady, Tom	QB	6-4	225	8/3/1977	14	Michigan	San Mateo, Calif.
15	Mallett, Ryan	QB	6-6	245	6/5/1988	3	Arkansas	Texarkana, Texas
WIDE RECEIVER (6)								
80	Amendola, Danny	WR	5-11	195	11/2/1985	5	Texas Tech	The Woodlands, Texas
82	Boyce, Josh	WR	5-11	205	5/6/1991	R	Texas Christian	Copperas Cove, Texas
17	Dobson, Aaron	WR	6-3	200	7/23/1991	R	Marshall	Dunbar, W.V.
11	Edelman, Julian	WR	5-10	198	5/22/1986	5	Kent State	Redwood City, Calif.
18	Slater, Matthew	WR	6-0	210	9/9/1985	6	UCLA	Anaheim, Calif.
85	Thompkins, Kenbrell	WR	6-1	195	7/29/1988	R	Cincinnati	Miami, Fla.
RUNNING BACK (5)								
29	Blount, LeGarrette	RB	6-0	250	12/5/1986	4	Oregon	Perry, Fla.
38	Bolden, Brandon	RB	5-11	220	1/26/1990	2	Mississippi	Baton Rouge, La.
46	Develin, James	FB	6-3	255	7/23/1988	1	Brown	Gilbertsville, Pa.
22	Ridley, Stevan	RB	5-11	220	1/27/1989	3	Louisiana State	Natchez, Miss.
33	Washington, Leon	RB	5-8	192	8/29/1982	8	Florida State	Jacksonville, Fla.
TIGHT END (4)								
87	Gronkowski, Rob	TE	6-6	265	5/14/1989	4	Arizona	Pittsburgh, Pa.
47	Hoomanawanui, Michael	TE	6-4	260	7/4/1988	4	Illinois	Bloomington, Ill.
88	Mulligan, Matthew	TE	6-4	267	1/18/1985	5	Maine	Enfield, maine
44	Sudfeld, Zach	TE	6-7	260	4/17/1989	R	Nevada	Modesto, Calif.
SPECIALISTS (3)								
#	NAME	POS	HT	WT	BORN	YR	COLLEGE	H.S. HOMETOWN
SPECIALISTS (3)								
48	Aiken, Danny	LS	6-4	255	8/28/1988	3	Virginia	Roanoke, Va.
6	Allen, Ryan	P	6-2	215	2/28/1990	R	Louisiana Tech	Salem, Ore.
3	Gostkowski, Stephen	K	6-1	215	1/28/1984	8	Memphis	Madison, Miss.
RESERVE/INJURED (6)								
#	NAME	POS	HT	WT	BORN	YR	COLLEGE	H.S. HOMETOWN
RESERVE/INJURED (6)								
68	Green, Tyronne	OL	6-2	316	4/6/1986	5	Auburn	Pensacola, Fla.
67	Grissom, Cory	DL	6-2	316	6/9/1990	R	South Florida	LaGrange, Ga.
84	Moe, TJ	WR	6-0	200	10/14/1990	R	Missouri	O'Fallon, Mo.
*34	Vereen, Shane	RB	5-10	205	5/2/1989	3	California	Valencia, Calif.
24	Wilson, Adrian	S	6-3	230	10/12/1979	13	North Carolina State	High Point, N.C.
66	Zusevics, Markus	OL	6-5	300	4/25/1989	2	Iowa	Arlington Heights, Ill.
*Designated to Return								
RESERVE/N.F.I. LIST (2)								
#	NAME	POS	HT	WT	BORN	YR	COLLEGE	H.S. HOMETOWN
RESERVE/N.F.I. (2)								
97	Armstead, Armond	DL	6-5	305	8/3/1990	1	Southern California	Elk Grove, Calif.
13	Harrison, Mark	WR	6-3	230	12/11/1990	R	Rutgers	Stratford, Conn.



How The Patriots Were Built

UPDATED: October 1, 2013

<u>YEAR</u>	<u>DRAFTEES (28)</u>	<u>VETERAN FREE AGENTS (9)</u>	<u>WAIVERS (4) / TRADES (2)</u>	<u>ROOKIE AND FIRST-YEAR FREE AGENTS (9)</u>
2000	Tom Brady (6b)			
2004	Vince Wilfork (1a)			
2005	Logan Mankins (1)			
2006	Stephen Gostkowski (4b)			
2008	Jerod Mayo (1) Matthew Slater (5)	Dan Connolly (fa)(JAX)		Ryan Wendell (fa)
2009	Sebastian Vollmer (2d) Julian Edelman (7a)	Rob Ninkovich (5)(NO)		Kyle Arrington (fa) (PHI)
2010	Devin McCourty (1) Rob Gronkowski (2a) Brandon Spikes (2c)			Dane Fletcher (fa)
2011	Nate Solder (1) Stevan Ridley (3a) Ryan Mallett (3b) Marcus Cannon (5a)		Danny Aiken (fa) CW (BUF)	
2012	Chandler Jones (1a) Dont'a Hightower (1b) Tavon Wilson (2) Jake Bequette (3) Nate Ebner (6) Alfonzo Dennard (7a)	Steve Gregory (fa)(SD) Michael Hoomanawanui (5)(STL)	Aqib Talib (1) (tr-TB)	Brandon Bolden (fa) James Develin (fa) (CIN)
2013	Jamie Collins (2a) Aaron Dobson (2b) Logan Ryan (3a) Duron Harmon (3b) Josh Boyce (4) Michael Buchanan (7a) Steve Beauharnais (7b)	Danny Amendola (fa)(DAL) Tommy Kelly (fa)(OAK) Matthew Mulligan (fa)(MIA) Will Svitek (6)(KC) Leon Washington (4)(NYJ)	LeGarrette Blount (fa) (tr-TB) Chris Barker (fa) CW (MIA) Chris Jones (6) CW (TB) Chris White (4) (BUF) CW (DET)	Ryan Allen (fa) Zach Sudfeld (fa) Kenbrell Thompsons (fa) Joe Vellano (fa)
NOTE: Team in parenthesis is the player's prior team (#) – indicates round drafted (fa) – indicates non-drafted free agents		<u>Reserve/Injured (6)</u> Tyronne Green (4)(SD) Cory Grissom (fa) TJ Moe (fa) Shane Vereen (2b) -Designated to Return Adrian Wilson (3)(ARI) Markus Zusevics (fa)		<u>Reserve/N.F.I List 2)</u> Armond Armstead (fa) Mark Harrison (fa)



2013 TRANSACTIONS

UPDATED: October 1, 2013

JANUARY, 2013

1/24/2013	Benard, Marcus	Signed a future contract
1/24/2013	Develin, James	Signed a future contract
1/24/2013	Ebert, Jeremy	Signed a future contract
1/24/2013	Holmes, Andre	Signed a future contract
1/24/2013	Kafka, Mike	Signed a future contract
1/24/2013	Robertson, Tracy	Signed a future contract
1/24/2013	Tarpinian, Jeff	Signed a future contract

FEBRUARY, 2013

2/1/2013	Armstead, Armond	Signed
2/19/2013	Vega, Jason	Signed

MARCH, 2013

3/4/2013	Hix, Kyle	Released
3/4/2013	Larsen, Spencer	Released
3/14/2013	Amendola, Danny	Signed
3/14/2013	Washington, Leon	Signed
3/15/2013	Jones, Donald	Signed
3/16/2013	Arrington, Kyle	Re-signed
3/16/2013	Talib, Aqib	Re-signed
3/16/2013	Wilson, Adrian	Signed
3/16/2013	Lloyd, Brandon	Released
3/18/2013	Switek, Will	Signed
3/18/2013	Fiammetta, Tony	Reinstated to the 53-man roster
3/20/2013	Cole, Marquice	Re-signed
3/20/2013	Koutouvides, Niko	Re-signed
3/26/2013	Vollmer, Sebastian	Re-signed
3/28/2013	Jenkins, Michael	Signed
3/28/2013	White, Shun	Released from Miilitary/Reserve

APRIL, 2013

4/10/2013	Kelly, Tommy	Signed
4/11/2013	Edelman, Julian	Re-signed
4/15/2013	Hoomanawanui, M.	Re-signed
4/18/2013	Pryor, Myron	Released
4/26/2013	Collins, Jamie	Drafted
4/26/2013	Dobson, Aaron	Drafted
4/26/2013	Ryan, Logan	Drafted
4/26/2013	Harmon, Duron	Drafted
4/27/2013	Boyce, Josh	Drafted
4/27/2013	Buchanan, Michael	Drafted
4/27/2013	Beauharnais, Steve	Drafted
4/27/2013	Blount, LeGarrette	Acquired via trade (TB)
4/27/2013	Demps, Jeff	Traded to Tampa Bay
4/29/2013	Ebert, Jeremy	Released
4/29/2013	Fiammetta, Tony	Released
4/29/2013	Herman, Brad	Released
4/29/2013	Robertson, Tracy	Released
4/29/2013	Williams, Malcolm	Released

MAY, 2013

5/3/2013	Allen, Ryan	Signed
5/3/2013	Bartholomew, Ben	Signed
5/3/2013	Cherrington, Dewayne	Signed
5/3/2013	Davis, Kanorris	Signed
5/3/2013	Fisher, Elvis	Signed
5/3/2013	Ford, Brandon	Signed
5/3/2013	Grissom, Cory	Signed
5/3/2013	Hines, Quentin	Signed
5/3/2013	Jones, Brandon	Signed
5/3/2013	Kline, Josh	Signed
5/3/2013	McDonald, Chris	Signed
5/3/2013	Moe, TJ	Signed
5/3/2013	Morris, Stephon	Signed
5/3/2013	Sluss, Ian	Signed
5/3/2013	Stankiewitch, Matt	Signed
5/3/2013	Sudfeld, Zach	Signed
5/3/2013	Thompkins, Kenbrell	Signed
5/3/2013	Vellano, Joe	Signed
5/3/2013	Zupancic, Mike	Signed
5/6/2013	Hines, Quentin	Released
5/6/2013	Sluss, Ian	Released
5/7/2013	Shavers, Akeem	Claimed off Waivers (TB)
5/9/2013	Hawkins, Lavelle	Signed
5/13/2013	Green, Tyronne	Signed
5/13/2013	Mattes, R.J.	Signed
5/13/2013	Deaderick, Brandon	Released
5/13/2013	Holmes, Andre	Released
5/14/2013	Harmon, Duron	Signed/Draft Choice
5/15/2013	Love, Kyle	Released
5/16/2013	Ryan, Logan	Signed/Draft Choice
5/17/2013	Collins, Jamie	Signed/Draft Choice
5/17/2013	Beauharnais, Steve	Signed/Draft Choice
5/20/2013	Harrison, Mark	Signed
5/20/2013	Ruffer, David	Signed

MAY, 2013 (continued)

5/22/2013	Haslam, Kevin	Claimed off Waivers (SD)
5/22/2013	Mattes, R.J.	Released
5/28/2013	Boyce, Josh	Signed/Draft Choice
5/28/2013	Buchanan, Michael	Signed/Draft Choice
5/31/2013	Green, Tyronne	Released
5/31/2013	Moe, TJ	Released

JUNE, 2013

6/3/2013	Mattes, R.J.	Signed
6/3/2013	Moe, TJ	Placed on Reserve/Injured (Achilles)
6/5/2013	Shavers, Akeem	Released
6/6/2013	Edds, A.J.	Signed
6/10/2013	Cherrington, Dewayne	Released
6/10/2013	Kafka, Mike	Released
6/11/2013	Tebow, Tim	Signed
6/14/2013	Ruffer, David	Released
6/17/2013	Winn, George	Signed
6/20/2013	Dobson, Aaron	Signed/Draft Choice
6/26/2013	Hernandez, Aaron	Released

JULY, 2013

7/19/2013	Jones, Donald	Released
7/19/2013	Ashford, Perez	Signed
7/19/2013	Sims, Quentin	Signed
7/21/2013	Green, Justin	Signed
7/22/2013	White, Anthony Rashad	Signed
7/25/2013	Stankiewitch, Matt	Released
7/25/2013	Green, Tyronne	Signed
7/31/2013	Ashford, Perez	Released
7/31/2013	Hawkins, Lavelle	Released
7/31/2013	McDonald, Nick	Released

AUGUST, 2013

8/1/2013	Chappelear, Tarvis	Signed
8/1/2013	Haggerty, Johnathan	Signed
8/1/2013	Tuinei, Lavasier	Signed
8/1/2013	Vallone, Scott	Signed
8/1/2013	Morris, Stephon	Released
8/2/2013	Patterson, Luke	Signed
8/2/2013	Schwab, Brice	Signed
8/2/2013	Chappelear, Tarvis	Released
8/2/2013	Zupancic, Mike	Released
8/3/2013	Fisher, Elvis	Released
8/3/2013	Tuinei, Lavasier	Released
8/5/2013	Stankiewitch, Matt	Signed
8/5/2013	Zupancic, Mike	Signed
8/12/2013	Lewis, LeQuan	Signed
8/12/2013	Ford, Brandon	Released
8/13/2013	Landi, Evan	Signed
8/13/2013	Vega, Jason	Released
8/15/2013	Green, Tyronne	Placed on Reserve/Injured
8/15/2013	Haslam, Kevin	Released
8/15/2013	Jenkins, Michael	Released
8/19/2013	Edds, A.J.	Released
8/19/2013	Mattes, R.J.	Released
8/19/2013	Vallone, Scott	Released
8/26/2013	Morris, Stephon	Signed
8/26/2013	Vallone, Scott	Signed
8/26/2013	Grissom, Cory	Placed on Reserve/Injured
8/26/2013	Zusevics, Markus	Placed on Reserve/Injured
8/26/2013	Armstead, Armond	Placed on Reserve/NFI List
8/26/2013	Harrison, Mark	Placed on Reserve/NFI List
8/26/2013	Aiken, Kamar	Released
8/26/2013	Jones, Brandon	Released
8/26/2013	Koutouvides, Niko	Released
8/26/2013	Lewis, LeQuan	Released
8/26/2013	Zupancic, Mike	Released
8/27/2013	Landi, Evan	Released
8/27/2013	White, Anthony Rashad	Released
8/28/2013	Peña, Gilbert	Claimed off Waivers (GB)
8/28/2013	Schwab, Brice	Released
8/28/2013	Davis, Ja'Gared	Claimed off Waivers (HOU)
8/28/2013	Dowling, Ras-I	Released
8/30/2013	Bartholomew, Ben	Released
8/30/2013	Ballard, Jake	Released
8/30/2013	Benard, Marcus	Released
8/30/2013	Fells, Daniel	Released
8/30/2013	Haggerty, Johnathan	Released
8/30/2013	Patterson, Luke	Released
8/30/2013	Peña, Gilbert	Released
8/30/2013	Rivera, Mike	Released
8/30/2013	Stankiewitch, Matt	Released
8/30/2013	Vallone, Scott	Released
8/31/2013	Wilson, Adrian	Placed on Resevve/Injured
8/31/2013	Cunningham, Jermaine	Released



2013 TRANSACTIONS

August, 2013 (continued)

8/31/2013	Davis, Ja'Gared	Released
8/31/2013	Davis, Kanorris	Released
8/31/2013	Forston, Marcus	Released
8/31/2013	Francis, Justin	Released
8/31/2013	Green, Justin	Released
8/31/2013	McDonald, Chris	Released
8/31/2013	Mesko, Zoltan	Released
8/31/2013	Morris, Stephon	Released
8/31/2013	Sims, Quentin	Released
8/31/2013	Tarpinian, Jeff	Released
8/31/2013	Tebow, Tim	Released
8/31/2013	Winn, George	Released

SEPTEMBER, 2013

9/1/2013	Barker, Chris	Claimed off Waivers (MIA)
9/1/2013	Cave, Braxston	Claimed off Waivers (CLE)
9/1/2013	Francis, A.J.	Claimed off Waivers (MIA)
9/1/2013	White, Chris	Claimed off Waivers (DET)
9/1/2013	Cole, Marquice	Released
9/1/2013	Washington, Leon	Released
9/1/2013	Davis, Kanorris	Signed to the practice squad
9/1/2013	Davis Ja'Gared	Signed to the practice squad
9/1/2013	Forston, Marcus	Signed to the practice squad
9/1/2013	Green, Justin	Signed to the practice squad
9/1/2013	Tarpinian, Jeff	Signed to the practice squad
9/2/2013	Cole, Marquice	Signed
9/2/2013	Kline, Josh	Released
9/2/2013	Sims, Quentin	Signed to the practice squad
9/2/2013	Develin, James	Released
9/3/2013	Mulligan, Matthew	Signed
9/3/2013	Devey, Jordan	Signed to the practice squad
9/3/2013	Dill, R.J.	Signed to the practice squad
9/4/2013	Kline, Josh	Signed to the practice squad
9/4/2013	Tarpinian, Jeff	Released from the practice squad
9/5/2013	Cave, Braxston	Released
9/5/2013	Mulligan, Matthew	Released
9/6/2013	Develin, James	Signed
9/7/2013	Kline, Josh	Signed from the practice squad
9/7/2013	Washington, Leon	Signed
9/7/2013	Cave, Braxston	Signed to the practice squad
9/7/2013	Francis, A.J.	Released
9/10/2013	Vereen, Shane	Placed on Reserve/Injured (designated to return)
9/10/2013	Mulligan, Matthew	Signed
9/10/2013	Francis, A.J.	Signed to the practice squad
9/10/2013	Sims, Quentin	Released from the practice squad
9/11/2013	Jones, Chris	Claimed iff Waivers (TB)
9/11/2013	Kline, Josh	Released
9/13/2013	Kline, Josh	Signed to the practice squad
9/13/2013	Dill, R.J.	Released from the practice squad
9/27/2013	Cole, Marquice	Released
9/28/2013	Davis, Kanorris	Signed from the practice squad
9/30/2013	Davis, Kanorris	Released



UNOFFICIAL DEPTH CHART

Unofficial depth chart compiled by Patriots media relations, October 1, 2013

OFFENSE

WR:	80 Danny Amendola	18 Matthew Slater	<u>82 Josh Boyce</u>
LT:	77 Nate Solder	61 Marcus Cannon	
LG:	70 Logan Mankins	74 Will Svitek	
C:	62 Ryan Wendell	<u>64 Chris Barker</u>	
RG:	63 Dan Connolly	74 Will Svitek	<u>64 Chris Barker</u>
RT:	76 Sebastian Vollmer	74 Will Svitek	
TE:	87 Rob Gronkowski	47 Michael Hoomanawanui	88 Matthew Mulligan <u>44 Zach Sudfeld</u>
WR:	11 Julian Edelman	<u>17 Aaron Dobson</u>	<u>85 Kenbrell Thompkins</u>
QB:	12 Tom Brady	15 Ryan Mallett	
RB:	22 Stevan Ridley	38 Brandon Bolden	46 James Develin
RB:	29 LeGarrette Blount	33 Leon Washington	

DEFENSE

LE:	50 Rob Ninkovich	92 Jake Bequette	<u>99 Michael Buchanan</u>
DT:	75 Vince Wilfork	<u>72 Joe Vellano</u>	
DT:	93 Tommy Kelly	<u>94 Chris Jones</u>	
RE:	95 Chandler Jones	<u>99 Michael Buchanan</u>	
LB:	51 Jerod Mayo	<u>58 Steve Beauharnais</u>	
LB:	55 Brandon Spikes	52 Dane Fletcher	59 Chris White
LB:	54 Dont'a Hightower	<u>91 Jamie Collins</u>	
LCB:	31 Aqib Talib	<u>26 Logan Ryan</u>	
RCB:	37 Alfonzo Dennard	25 Kyle Arrington	
S:	28 Steve Gregory	<u>30 Duron Harmon</u>	
S:	32 Devin McCourty	27 Tavon Wilson	43 Nate Ebner

SPECIAL TEAMS

K:	3 Stephen Gostkowski
P:	<u>6 Ryan Allen</u>
H:	<u>6 Ryan Allen</u>
PR:	11 Julian Edelman
KR:	33 Leon Washington 29 LeGarrette Blount
LS:	48 Danny Aiken

PRONUNCIATION GUIDE

Danny Amendola	ah-men-DOLE-uh	Michael Hoomanawanui	HO-oh-mah-nah-wah-noo-wee
Jake Bequette	BECK-it	Stevan Ridley	STEE-ven
Steve Beauharnais	bo-HARR-ness	Nate Solder	SOLD-er
LeGarrette Blount	LUH-garrett blunt	Will Svitek	SVEE-teck
Alfonzo Dennard	DENN-erd	Aqib Talib	UH-keeb Tuh-leeb
Stephen Gostkowski	gust-OW-ski	Ryan Wendell	when-DELL
Dont'a Hightower	don-TAY	Tavon Wilson	TAY-von
Jerod Mayo	je-ROD		