



PATRIOTS OPEN AT HOME AGAINST THE JETS

MEDIA SCHEDULE

TUESDAY, SEPTEMBER 10

9:40 a.m. Bill Belichick Media Availability
(Media Workroom)

Approx. 10:15 a.m. Practice

Approx. 10:45 a.m. Jets Head Coach Rex Ryan
Conference Call

Approx. 12:00 p.m. Open Locker Room
Tom Brady Media Availability

WEDNESDAY, SEPTEMBER 11

No Media Availability

THURSDAY, SEPTEMBER 12

8:25 p.m. Patriots vs. Jets

2013 PATRIOTS SCHEDULE

REGULAR SEASON (1-0)

Sun., Sept. 8 at Buffalo 23-21 W

Thurs., Sept. 12 N.Y. Jets 8:25 p.m. NFL Net.

Sun., Sept. 22 Tampa Bay 1:00 p.m. FOX

Sun., Sept. 29 at Atlanta 8:30 p.m. NBC

Sun., Oct. 6 at Cincinnati 1:00 p.m. CBS

Sun., Oct. 13 New Orleans 4:25 p.m. FOX

Sun., Oct. 20 at N.Y. Jets 1:00 p.m. CBS

Sun., Oct. 27 Miami 1:00 p.m. CBS

Sun., Nov. 3 Pittsburgh 4:25 p.m. CBS

Sun., Nov. 10 BYE WEEK

Mon., Nov. 18 at Carolina 8:40 p.m. ESPN

Sun., Nov. 24 Denver 8:30 p.m. NBC*

Sun., Dec. 1 at Houston 4:25 p.m. CBS*

Sun., Dec. 8 Cleveland 1:00 p.m. CBS*

Sun., Dec. 15 at Miami 1:00 p.m. CBS*

Sun., Dec. 22 at Baltimore 8:30 p.m. NBC*

Sun., Dec. 29 Buffalo 1:00 p.m. CBS*

Bold indicates nationally televised games

AFC EAST STANDINGS

Team	W	L	T	Pct.	PF	PA
NEW ENGLAND	1	0	0	1.000	23	21
Miami Dolphins	1	0	0	1.000	23	10
New York Jets	1	0	0	1.000	18	17
Buffalo Bills	0	1	0	.000	21	23

PATRIOTS MEDIA WEBSITE

The Patriots' media website, located at <http://media.patriots.com>, will be updated for registered users throughout the season with all the latest media information, schedules, rosters and press releases.

NEW ENGLAND PATRIOTS (1-0) vs. NEW YORK JETS (1-0)

Thursday, Sept. 12, 2013 ★ Gillette Stadium (68,756) ★ 8:25 p.m. EDT

The New England Patriots will host the New York Jets on a nationally televised game on NFL Network this Thursday night at Gillette Stadium.

The Patriots beat Buffalo 23-21 in the season opener last week to extend their opening day streak to 10 straight opening day wins, the longest current streak in the NFL. The Patriots joined Dallas (17, 1965-1981), Miami (11, 1992-2002) and Portsmouth/Detroit (10, 1930-1939) as the only teams with 10 straight opening day wins.

The Patriots win over Buffalo also extended their streak to 11 straight wins over AFC East opponents. The Patriots will look to extend that streak this week against the Jets.

BROADCAST INFORMATION

TELEVISION: This week's game will be broadcast to a national audience by the **NFL Network**. The game can also be seen in the Boston area on **WCVB-TV Channel 5**. **Brad Nessler** and **Mike Mayock** will call the game. **Alex Flannagan** will report from the sidelines. The game will be produced by **Bob Goodrich** and **Mark Teitelman** and directed by **Artie Kempner**.

NATIONAL RADIO: This week's game will be broadcast to a national audience by **Westwood One Sports**. **Ian Eagle** and **Trent Green** will call the game. **Ross Tucker** will report from the sidelines.

RADIO: 98.5 FM, The Sports Hub, is the flagship station for the **Patriots Radio Network**. A complete listing of the network's 37 stations can be found in at the back of the press release. Play-by-play broadcaster **Bob Socci** will call the action along with former Patriots quarterback **Scott Zolak**, who will provide color analysis.

TEDY BRUSCHI NIGHT

Patriots 2013 Hall of Fame inductee Tedy Bruschi will be honored at halftime of this week's game. Bruschi and former Patriots play-by-play man Gil Santos were inducted into the Patriots Hall of Fame presented by Raytheon in a public ceremony on Monday, July 29. Bruschi has been called the "consummate Patriot" by Patriots Chairman and CEO Robert Kraft and described as the "perfect player" by Patriots Head Coach Bill Belichick. As a seven-time team captain, Bruschi's relentless work ethic and intensity helped set the tone for the entire team and helped guide the Patriots to three Super Bowl championships in four years. Bruschi joins Drew Bledsoe (2011) and Troy Brown (2012) as the only players to be selected by the fans into the Patriots Hall of Fame in their first year of eligibility. Santos, the "Voice of the New England Patriots," retired last season and learned in a pregame ceremony prior to the 2012 regular season finale that he would be inducted into the team's hall of fame. Santos will serve as an honorary team captain before Thursday's game.

MEDIA CONTACTS

PATRIOTS MEDIA RELATIONS OFFICE: 508-384-4203

Stacey James, Vice President of Media Relations, staceyj@patriots.com, 508-384-9105

Aaron Salkin, Director of Media Relations, aarons@patriots.com, 508-326-6870

Christy Berkery, Social Media Manager, christyb@patriots.com, 508-549-0518

Michael Jurovaty, Asst. Dir. Of Media Relations, mjurovaty@patriots.com, 508-326-6187

Cecily Faenza, Media Relations Coordinator, cecilyf@patriots.com, 774-254-7917

Jeremie Smith, Corp. Communications Coord., jeremies@patriots.com, 508-549-0492





ROBERT KRAFT NEWS & NOTES

Since Robert Kraft purchased the team in 1994, the Patriots have experienced one of the most dramatic turnarounds in the history of sports. Now in his 20th season of ownership, Kraft has transformed one of the league's least successful clubs into what many observers view as a model NFL franchise. In the five seasons immediately preceding his purchase (1989-93), the Patriots were a moribund team, winning just 19 of 80 games (.238 pct.) and recording the worst record in the NFL over that span. When he bought the franchise on Jan. 21, 1994, Kraft announced his intention to bring a championship to New England, a tall order considering the team's previous success rate. But under Kraft's leadership, the Patriots have won more division titles (12), conference crowns (6) and Super Bowl championships (3) than any other NFL team. The Patriots have made six Super Bowl appearances since Kraft purchased the team, a period during which no other NFL franchise has earned more than four berths. In Kraft's 19 seasons, the Patriots qualified for the playoffs 14 times, more than doubling the franchise's accomplishments during its first 34 seasons.



	Pre-Kraft 1960-93	1989-93	Kraft Era 1994-12
Overall Record	225-276-9	19-61	226-110
Winning Pct.	.450	.238	.673
Super Bowl Titles	0	0	3
Conference Titles	1	0	6
Division Titles	3	0	12
Playoff Seasons	6	0	14
Playoff Record	4-6	--	20-11
Home Playoff Games	1	0	17
Home Playoff Record	0-1	--	14-3

A CHAMPIONSHIP TRADITION

MULTIPLE LEAGUE CHAMPIONSHIPS SINCE 2001

Team	League	Titles
Los Angeles Lakers.....	NBA.....	4
New England Patriots.....	NFL.....	3
San Antonio Spurs.....	NBA.....	3

HIGHEST WINNING PERCENTAGE IN MAJOR

PROFESSIONAL SPORTS SINCE 1994 (regular season)

Team	League	PCT
San Antonio Spurs.....	NBA.....	.682
New England Patriots.....	NFL.....	.675
Detroit Red Wings.....	NHL.....	.665
Los Angeles Lakers.....	NBA.....	.648
Green Bay Packers.....	NFL.....	.643
Pittsburgh Steelers.....	NFL.....	.631

207-GAME SELLOUT STREAK

In the early 1990s, the Patriots seemed destined for relocation until Robert Kraft's purchase of the team rejuvenated local interest. In 1991, the season ticket base was just 17,635, barely enough to support the club. Now, the season tickets are capped and more than 50,000 fans are on a season ticket waiting list. The Patriots have sold out 207 consecutive home games, including playoff and preseason games (dating back to the 1994 season opener).

SINCE ROBERT KRAFT PURCHASED THE TEAM IN 1994...

TOTAL VICTORIES SINCE 1994 (Regular Season)

New England Patriots.....	206
Green Bay Packers.....	196
Pittsburgh Steelers.....	192
Indianapolis Colts.....	184

TOTAL VICTORIES SINCE 1994 (Incl. Postseason)

New England Patriots.....	226
Green Bay Packers.....	212
Pittsburgh Steelers.....	209
Indianapolis Colts.....	195
Denver Broncos.....	188
Philadelphia Eagles.....	177

WINNING PERCENTAGE SINCE 1994 (Incl. Postseason)

Team	W	L	T	Pct.
New England Patriots.....	226	110	0	.673
Green Bay Packers.....	212	121	0	.637
Pittsburgh Steelers.....	209	122	1	.631
Indianapolis Colts.....	195	134	0	.593
Denver Broncos.....	188	133	0	.586
Philadelphia Eagles.....	177	147	2	.546
New York Giants.....	171	149	1	.534

SUPER BOWL CHAMPIONSHIPS SINCE 1994

New England Patriots.....	3
Baltimore.....	2
Green Bay.....	2
Pittsburgh Steelers.....	2
Denver Broncos.....	2
N.Y. Giants.....	2
6 Teams.....	1

CONFERENCE CHAMPIONSHIPS SINCE 1994

New England Patriots.....	6
Pittsburgh Steelers.....	4
Green Bay Packers.....	3
New York Giants.....	3
Baltimore.....	2
Denver Broncos.....	2
St. Louis Rams.....	2
Indianapolis Colts.....	2
San Francisco.....	2
12 Teams.....	1

DIVISION CHAMPIONSHIPS SINCE 1994

New England Patriots.....	12
Pittsburgh Steelers.....	10
Green Bay Packers.....	9
Indianapolis Colts.....	8

PLAYOFF VICTORIES SINCE 1994

New England Patriots.....	20
Pittsburgh Steelers.....	17
Green Bay Packers.....	16
Baltimore.....	14
Philadelphia Eagles.....	11
Indianapolis Colts.....	11

PLAYOFF GAMES PLAYED SINCE 1994

New England Patriots.....	31
Green Bay Packers.....	28
Pittsburgh Steelers.....	27
Indianapolis Colts.....	24
Philadelphia Eagles.....	22
Baltimore Ravens.....	21

PLAYOFF SEASONS SINCE 1994

New England Patriots.....	14
Green Bay Packers.....	14
Indianapolis Colts.....	14
Pittsburgh Steelers.....	12
Philadelphia Eagles.....	11
Minnesota Vikings.....	10

PLAYOFF WINNING PERCENTAGE SINCE 1994

Team	W	L	Pct.
Baltimore Ravens.....	14	7	.667
New England Patriots.....	20	11	.645
Pittsburgh Steelers.....	17	10	.630
New York Giants.....	10	6	.625
Arizona Cardinals.....	5	3	.625
New Orleans Saints.....	6	4	.600
Carolina Panthers.....	6	4	.600

KRAFT PRODUCES MORE WINS THAN EVERY OTHER PATRIOT OWNER COMBINED

The win at Buffalo in the 2013 season opener was the 226th victory overall under Robert Kraft. He has now produced more victories than every other Patriots owner combined. Under Kraft, the Patriots are 226-110 overall since he purchased the team in 1994. Kraft's predecessors in the owner's office went 225-276-9 in the 34 years prior to his purchase of the team.



ROBERT KRAFT - 20 YEARS OF OWNERSHIP

ROBERT KRAFT: ESTABLISHING A WINNING TRADITION

Kraft's winning percentage with the Patriots (.673) since taking over the team in 1994 is not only the highest of any current NFL owner, it ranks second all-time among owners with at least 10 years of experience, trailing only Lee Joannes, who compiled a .698 winning percentage with the Green Bay Packers from 1930-1947.

Owner	Team	Years Owned	Winning Pct.
Lee Joannes	Packers	1930-1947	.698
Robert Kraft	Patriots	1994-	.673
EddieDe Bartolo Jr.	49ers	1977-1998	.651
Clint Murchison Jr.	Cowboys	1960-1983	.634
Carroll Rosenbaum	Colts	1953-1971	.630
Jim Irsay	Colts	1997-	.630

MOST PRO BOWL PLAYERS SINCE 1994

Since Robert Kraft's purchase of the team in 1994, the Patriots have drafted more Pro Bowl players than any other team.

Rank	Team	Players
1	New England	20
2	Green Bay	19
3	Pittsburgh	18

QUARTERBACK STABILITY

Over the last 20 years, the Patriots have had 14 quarterbacks on their active roster. Of this group, only four quarterbacks have started a regular season or post-season game for the club, and only two (Tom Brady and Drew Bledsoe) have started on Opening Day, the fewest of any AFC East team in both categories. The only other NFL team to have started fewer quarterbacks over the last 20 years is the Green Bay Packers, with three total starters (Brett Favre, Aaron Rodgers, and Matt Flynn) and two Opening Day starters (Brett Favre and Aaron Rodgers).

AFC East	Opening Day QBs since 1994	Overall Starting QBs
New England	2	4
New York Jets	8	17
Buffalo	9	13
Miami	9	20



PATRIOTS A MODEL OF CONSISTENCY UNDER KRAFT

The Patriots have been a model of consistency at the coaching position under Robert Kraft. With Bill Belichick in his 14th season as head coach, the Patriots have had just three head coaches since 1994, the fewest number by far of any AFC East team.

AFC East Coaches Since 1994

New England	3
Buffalo	7
New York Jets	7
Miami	9

COVER BOYS

Kraft's success as an owner has brought the Patriots a great increase in national recognition. Prior to Kraft's ownership, the Patriots had been featured on the cover of just four issues of *Sports Illustrated* (1966, 1977, 1981, and 1986). Since 1994, New England has graced the cover a total of 27 times, including 17 that feature Tom Brady alone.



COACHING CONSISTENCY UNDER KRAFT

In a league of constant change at the head coach position, the Patriots have been a model of consistency under Robert Kraft. Since Kraft took ownership of the team in 1994, the Patriots have had just three head coaches – Bill Parcells (1994-1996), Pete Carroll (1996-1999) and current head coach Bill Belichick (2000-present), who enters his 14th season in New England as the longest-tenured active head coach in the NFL. The only other NFL team with fewer head coaches since 1994 is the Pittsburgh Steelers, who have had two – Bill Cowher (1992-2006) and Mike Tomlin (2007-present).

Team Coaches Since 1994

Pittsburgh Steelers	2
Houston Texans*	2
New England Patriots	3
Baltimore Ravens**	3
New York Giants	3
Tennessee Titans	3

* Since 2002.

** Since 1996.



PATRIOTS HOME DOMINANCE



Since the Patriots opened Gillette Stadium in 2002, they have celebrated more regular season and postseason wins than any other team in the NFL. The Patriots have the highest point differential at home, rank first in points scored and third in points allowed at Gillette Stadium.

REGULAR SEASON HOME RECORD SINCE 2002

Rank	Team	W	L	T	Pct.
1	New England	74	15	0	0.831
2	Baltimore	69	23	0	0.761
3	Indianapolis	67	22	0	0.753
4	Pittsburgh	63	25	1	0.708
5	Green Bay	62	26	0	0.705

HOME PLAYOFF RECORD SINCE 2002 (MIN. 5 GAMES)

Rank	Team	W	L	Pct
1	Seattle	5	1	0.833
2	New England	10	3	0.769
3	Pittsburgh	6	2	0.750
4	Indianapolis	6	3	0.667
5	Philadelphia	5	3	0.625

HOME RECORD SINCE 2002 (INCLUDING PLAYOFFS)

Rank	Team	W	L	T	Pct.
1	New England	83	18	0	0.822
2	Baltimore	69	23	0	0.750
3	Indianapolis	73	25	0	0.745
4	Pittsburgh	69	27	1	0.716
5	San Diego	60	33	0	0.645

HOME RECORD AFTER HALLOWEEN SINCE 2002 (INCLUDING PLAYOFFS)

Rank	Team	W	L	T	Pct.
1	New England	49	12	0	0.803
2	Indianapolis	47	16	0	0.746
3	Green Bay	41	14	0	0.745
4	Baltimore	40	15	0	0.727
5	San Diego	36	20	0	0.643

HOME RECORD VS. NFC SINCE 2002

Rank	Team	W	L	T	Pct.
1	Pittsburgh	19	2	1	0.886
2	Baltimore	20	3	0	0.864
3	New England	18	4	0	0.818
4	Indianapolis	16	6	0	0.727
5	Jacksonville	15	8	0	0.682

HOME RECORD VS DIVISIONAL OPPONENTS SINCE 2002

Rank	Team	W	L	T	Pct.
1	New England	28	5	0	0.848
2	Indianapolis	27	6	0	0.818
3	Green Bay	26	7	0	0.789
4	Seattle	25	8	0	0.758
5t	San Diego	23	10	0	0.697
5t	Pittsburgh	23	10	0	0.697
5t	Minnesota	23	10	0	0.697

POINT DIFFERENTIAL AT HOME SINCE 2002

Rank	Team	Point Differential
1	New England	924
2	Baltimore	772
3	Green Bay	749
4	Pittsburgh	661
5	San Diego	604

POINTS ALLOWED PER GAME AT HOME SINCE 2002

Rank	Team	Points Allowed
1	Baltimore	16.2
2	Pittsburgh	16.6
3	New England	17.1
4	Seattle	18.2
5	Green Bay	18.6


POINTS SCORED PER GAME AT HOME SINCE 2002

Rank	Team	Points Scored
1	New England	27.7
2	Green Bay	27.1
3	San Diego	27.0
4	New Orleans	26.2
5	Indianapolis	25.8



PATRIOTS VS. JETS

SERIES HISTORY



The Patriots and Jets will meet for the 109th time, including three postseason games, since the series between the AFC East rivals began in 1960.

Last season, the Patriots swept the annual series for the 15th time in team history and for the second straight season after a 29-26 overtime win at Gillette Stadium on Oct. 21 and a 49-19 win at MetLife Stadium in Thanksgiving night on Nov. 22.

The 2012 victories put the Patriots in front in the series, 55-52-1 overall.

The Patriots are 29-25-1 all-time in home games against the Jets, including 25-19 overall in Foxborough and 9-4 at Gillette Stadium.

The teams have played in the postseason three times, a 1985 Wild Card game, a 2006 Wild Card game and an AFC Divisional game in 2010. New England beat the Jets, 26-14, in 1985 at the Meadowlands on their way to Super Bowl XX. In 2006, the Patriots defeated the Jets, 37-16, at Gillette Stadium. The Jets defeated the Patriots, 28-21, in the 2010 playoff game.

New England is 26-14 against the Jets since Robert Kraft purchased the team in 1994.

New England's 55 victories over the Jets (including two playoff wins) are the second most over any single opponent, trailing only Buffalo with 64 all-time wins.

SERIES BREAKDOWN

NEW ENGLAND 55, NEW YORK 52, 1 Tie

(Including New England 2, New York 1 in Playoffs)

Home Record29-25-1 (incl. 1-1 in playoffs)

Record in Foxborough 25-19

Gillette Stadium 9-4

Foxboro Stadium 16-15

Record in Boston 4-5-1

Record in Birmingham, Alabama 0-1

Away Record 26-27 (incl. 1-0 in playoffs)

MetLife Stadium 2-1

Giants Stadium 17-10 (incl. 1-0 playoffs)

Shea Stadium 5-14

Polo Grounds 2-2

Seasonal Sweeps Jets 14 (most recent '00), Patriots 15 ('12)

Bill Belichick vs. N.Y. Jets 20-10 (19-9 with New England)

TOM BRADY MADE HIS NFL DEBUT IN A THURSDAY THANKSGIVING GAME

QB Tom Brady's NFL debut came in a game played on a Thursday. Against the Detroit Lions on Thanksgiving Day, 2000, Brady completed one of three passes for six yards while playing the final series of the game. Brady's first career completion was a 6-yard pass to tight end Rod Rutledge against the Lions.

TALE OF THE TAPE

2013 Regular Season	New England	NY Jets
Record	1-0	1-0
Divisional Standings	1stT	1stT
Total Yards Gained	431	304
Total Offense (Rank)	431.0(5)	304.0 (18)
Rush Offense	158.0 (2)	90.0 (10t)
Pass Offense	273.0 (13)	214.0 (19)
Points Per Game	23.0 (13t)	18.0 (19)
Total Yards Allowed	286	250
Total Defense (Rank)	386.0 (8)	250.0 (4)
Rush Defense	136.0 (26)	65.0 (8t)
Pass Defense	150.0 (5)	185.0 (8)
Points Allowed/Game	21.0 (11t)	17.0 (7t)
Possession Avg.	37:43	32:22
Sacks Allowed/Yards Lost	2/15	5/42
Sacks Made/Yards	0/0	3/25
Total Touchdowns Scored	3	2
Penalties Against/Yards	4/36	6/45
Punts/Avg.	6/39.3	7/48.4
Turnover Differential	-1 (18t)	0 (12t)

TOM BRADY PASSING PERFORMANCES AGAINST THE JETS

Tom Brady owns a 17-4 record against the Jets as a starting quarterback including regular-season and playoff games.

Tom Brady vs. Jets (17-4 as a starter)

Regular-Season										
Date	A	C	Yd	%	TD	I	Rating	W/L	Score	
09/23/01	10	5	46	.500	0	0	62.9	Did Not Start		
12/02/01	28	20	213	.714	0	0	93.3	W	17-16	
09/15/02	35	25	269	.714	2	1	100.8	W	44-7	
12/22/02	37	19	133	.514	1	1	57.6	L	17-30	
09/21/03	25	15	181	.600	0	0	82.3	W	23-16	
12/20/03	25	15	138	.600	2	0	101.8	W	21-16	
10/24/04	29	20	230	.690	1	0	104.1	W	13-7	
12/26/04	32	21	264	.656	2	0	112.0	W	23-7	
12/04/05	37	27	271	.730	0	0	93.4	W	16-3	
12/26/05	29	18	185	.621	2	1	89.0	W	31-21	
09/17/06	29	15	220	.517	1	1	73.9	W	24-17	
11/12/06	36	24	253	.667	1	1	84.6	L	14-17	
09/09/07	28	22	297	.786	3	0	146.6	W	38-14	
12/16/07	27	14	140	.519	0	1	51.5	W	20-10	
09/20/09	47	23	216	.489	0	1	53.1	L	9-16	
11/22/09	41	28	310	.683	1	0	98.6	W	31-14	
09/19/10	36	20	248	.556	2	2	72.5	L	14-28	
12/06/10	29	21	326	.724	4	0	148.9	W	45-3	
10/09/11	33	24	321	.727	1	1	100.7	W	30-21	
11/13/11	39	26	329	.667	3	0	119.4	W	37-16	
10/21/12	42	26	259	.635	2	0	95.2	W	29-26 (ot)	
11/22/12	27	18	323	.667	3	0	144.5	W	49-19	
Totals	701	446	5172	.636	31	10	94.6		17-4	

Tom Brady vs. Jets (1-1 as a starter)

Postseason										
Date	A	C	Yd	%	TD	I	Rating	W/L	Score	
01/07/07	34	22	212	.647	2	0	101.6	W	37-16	
01/16/11	45	29	299	.644	2	1	89.0	L	21-28	
Totals	79	51	511	.646	4	1	94.4		1-1	



PATRIOTS VS. JETS

RECENT PATRIOTS-JETS GAMES

The Patriots and Jets have played 26 times since 2001, with New England holding a 19-7 advantage in those games.

PATRIOTS-JETS SERIES SINCE 2001

Patriots 19, Jets 7

Date	Result	Score	H/A	Stadium
09/23/01	L	3-10	H	Foxboro Stadium
12/02/01	W	17-16	A	Giants Stadium
09/15/02	W	44-7	A	Giants Stadium
12/22/02	L	17-30	H	Gillette Stadium
09/21/03	W	23-16	H	Gillette Stadium
12/20/03	W	21-16	A	Giants Stadium
10/24/04	W	13-7	H	Gillette Stadium
12/26/04	W	23-7	A	Giants Stadium
12/04/05	W	16-3	H	Gillette Stadium
12/26/05	W	31-21	A	Giants Stadium
09/17/06	W	24-17	A	Giants Stadium
11/12/06	L	14-17	H	Gillette Stadium
01/07/07*	W	37-16	H	Gillette Stadium
09/09/07	W	38-14	A	Giants Stadium
12/16/07	W	20-10	H	Gillette Stadium
09/14/08	W	19-10	A	Giants Stadium
11/13/08	L	31-34 OT	H	Gillette Stadium
09/20/09	L	9-16	A	Giants Stadium
11/22/09	W	31-14	H	Gillette Stadium
09/19/10	L	14-28	A	Meadowlands Stadium
12/06/10	W	45-3	H	Gillette Stadium
01/16/11*	L	21-28	H	Gillette Stadium
10/09/11	W	30-21	H	Gillette Stadium
11/13/11	W	37-1	A	MetLife Stadium
10/21/12	W	29-26 (ot)	H	Gillette Stadium
11/22/12	W	49-19	A	MetLife Stadium

*-Playoffs

PATRIOTS ON THURSDAY

The Patriots will playing on Thursday for the 12th time in team history overall and against the New York Jets in a Thursday game for the fourth time overall.

The two teams met last season in a Thanksgiving Night game with the Patriots taking a 49-19 win at MetLife Stadium on Nov. 22, 2012. The Patriots last Thursday Night game at Gillette Stadium was on Nov. 13, 2008 vs. the New York Jets, with the Jets winning, 34-31, in overtime.

Five of the Patriots Thursday games were played on Thanksgiving (1984, 2000, 2002, 2010 and 2012).

PATRIOTS ON THURSDAY (6-5)

Date	Opponent	Score
11/29/1979	at Miami	24-39 (L)
11/22/1984	Dallas	17-20 (L)
09/11/1986	at NY Jets	20-6 (W)
10/18/1990	at Miami	10-17 (L)
11/23/2000	Detroit	9-34 (L)
11/28/2002	Detroit	20-12 (W)
09/09/2004	Indianapolis	27-24 (W)
09/08/2005	Oakland	30-20 (W)
11/13/2008	NY Jets	31-34 ot (L)
11/25/2010	Detroit	45-24 (W)
11/22/2012	NY Jets	49-19 (W)

BILL BELICHICK ON THURSDAY

Patriots Head Coach Bill Belichick will coach in his ninth game on a Thursday, including his eighth with the Patriots. Belichick is 6-2 all-time when coaching on Thursday, including 3-1 on Thursday Thanksgiving games and 5-2 as head coach of the Patriots in Thursday games.

BELICHICK ON THURSDAY (6-2)

Date	Opponent	Score	Coaching Position
10/13/94	at Houston	11-8 (W)	Cleveland Head Coach
11/23/00	at Detroit	9-34 (L)	New England Head Coach
11/28/02	at Detroit	20-12 (W)	New England Head Coach
09/09/04	Indianapolis	27-24 (W)	New England Head Coach
09/08/05	Oakland	30-20 (W)	New England Head Coach
11/13/08	NY Jets	31-34 (L) ot	New England Head Coach
11/25/10	at Detroit	45-24 (W)	New England Head Coach
11/22/12	at NY Jets	49-19 (W)	New England Head Coach

CONNECTIONS

New England Ties

- Jets President Neil Glat received his J.D. from Harvard Law School after graduating with a degree in Economics from the Wharton School at the University of Pennsylvania.
- Jets General Manager John Idzik graduated with Magna Cum Laude honors from Dartmouth College in Hanover, N.H. in 1982 and played wide receiver for the Big Green for four seasons.
- Jets Defensive Backs Coach Brian Smith graduated in 2000 from the University of Massachusetts in Amherst, Mass., where he was a three-year starter at safety and cornerback. Smith went on to coach at UMass as well, coaching Linebackers in 2004 and Wide Receivers from 2005-2006.
- Jets Senior Personnel Executive Terry Bradway spent six years as a scout for the New York Giants from 1986-1991 during Patriots Head Coach Bill Belichick's tenure as a Linebackers/Special Teams Coach (1986-1990) and Defensive Coordinator (1991).
- Jets Director of Pro Personnel Brendan Prohett played wide receiver for one year at the University of Maine before transferring to the College of New Jersey.
- Jets College Scout Rick Courtright attended Wheaton College in Norton, Mass., where he graduated with a bachelor's degree in physical education and played linebacker.
- College Area Scout Christopher Prescott is a Connecticut native and attended Western New England University in Springfield, Mass., where he played safety on the football team for four years.
- Jets **OL Vladimir Ducasse**, a native of Haiti, moved to Stamford, Conn. in 2002 and attended Stamford High School before going on to play four years as an offensive lineman at UMass Amherst. Ducasse started the final 35 games of his career at left tackle for the Minutemen and was named an FCS First-Team All-American as a senior in 2009.

New York Ties

- Patriots **S Steve Gregory** was born in Brooklyn, N.Y. and was an All-City wide receiver at Curtis High School in Staten Island, N.Y., just 20 miles south of MetLife Stadium in East Rutherford, NJ. Gregory's father and stepmother are both New York City police officers and were on duty during the events of September 11, 2001.
- Patriots **DB Devin McCourty** attended Saint Joseph's High School in Montvale, N.J., just 20 over miles north of MetLife Stadium. At the end of his senior year, McCourty was recruited to play in the 2005 New York/New Jersey



PATRIOTS VS. JETS

CONNECTIONS (continued)

Governor's Bowl at Rutgers Stadium, located 40 miles southwest of East Rutherford.

- Patriots **LB Steve Beauharnais** hails from Saddle Brook, N.J., just 10 miles north of MetLife Stadium, and attended McCourty's alma mater Saint Joseph's High School for one year.

Former Patriots

- Jets College Area Scout Jay Mandolesi, a native of Springfield, Mass. and graduate of Springfield College, spent two years as an intern in the Patriots video department from 2002-2003 and earned a Super Bowl ring in 2003.

Former Jets

- Patriots Head Coach Bill Belichick spent three seasons with the Jets from 1997-1999, serving as an assistant head coach/secondary coach under Head Coach Bill Parcells. The Jets compiled a 29-19 record during Belichick's tenure, capped by a 12-4 season in 1998 in which they won the AFC East and reached the playoffs for the first time since 1991.
- Patriots Linebackers Coach Pepper Johnson joined Belichick in New York for his final two NFL seasons from 1997-1998. Johnson started just eight games in 1997 due to injury but returned in 1998 as a team captain and started in all 16 contests.
- Patriots Offensive Coaching Assistant Brian Daboll spent two years as quarterbacks coach for the Jets from 2007-2008.
- Patriots Director of Football/Head Coach Administration Berj Najarian spent five years in the New York Jets Public Relations department before joining the Patriots in 2000. Najarian is a native of Manhasset, N.Y., less than 30 miles east of MetLife Stadium.
- Patriots **CB Marquice Cole** spent three seasons on the Jets from 2009-2011 as a valuable special teams player, recording 19 special teams tackles in 37 games with New York.

Former NFL Teammates

- Patriots **S Steve Gregory** played in the defensive backfield with Jets **CB Antonio Cromartie** for three seasons from 2006-2009 on the San Diego Chargers.
- Jets **LB Antwan Barnes** was also teammates with Patriots **S Steve Gregory** for two seasons (2010-2011) in San Diego.
- Patriots **WR Danny Amendola** and Jets **DL Leger Douzable** were teammates during the 2009 season on the St. Louis Rams. Amendola was also teammates with Jets **K Nick Folk** in Dallas during Amendola's stint on the Cowboys' practice squad in 2008.

Former College Teammates

- Patriots **DT Vince Wilfork** and Jets **TE Kellen Winslow** were teammates for three seasons at the University of Miami (FL) from 2001-2003 and won a National Championship during their first season together in 2001.
- Patriots **LB Dont'a Hightower** and Jets **CB Dee Milliner** spent two years as defensive teammates at Alabama from 2010-2011 and won a National Championship during their second year together in 2011.
- Jets **TE Jeff Cumberland** teamed up with Patriots **TE Michael Hoomanawanui** for four seasons at the University of Illinois (2006-2009). Cumberland also joined Patriots **DB Tavon Wilson** for two seasons (2008-2009) and **DE Michael Buchanan** for one season (2009) on the Fighting Illini.

➤
➤

CONNECTIONS (continued)

- Patriots **OL Ryan Wendell** was teammates with Jets **P Robert Malone** for two seasons from 2006-2007 at Fresno State.
- Patriots **G Logan Mankins** and Jets **LB Garrett McIntyre** also teamed up together at Fresno State for three seasons from 2002-2004.
- Jets **WR Jeremy Kerley** was teammates with Patriots **OL Marcus Cannon** for two seasons (2007-2008) and **WR Josh Boyce** for one seasons (2010) at TCU.

FIRST 2012 MEETING:

PATRIOTS 29, NEW YORK JETS 26 (ot)

October 21, 2012 ★ Gillette Stadium

	1	2	3	4	OT	Final
New York Jets	7	3	3	13	—0	26
New England Patriots	14	2	7	3	—3	29

Rob Ninkovich forced and recovered a fumble on a sack of Jets QB Mark Sanchez in overtime to seal a 29-26 victory and push the Patriots into first place in the AFC East.

New England went in front on a 48-yard field goal by K Stephen Gostkowski on the first possession of overtime. Under the new overtime format, each team gets the ball unless the first team with the ball scores a touchdown. So, the Jets got the ball back after the Patriots managed a field goal.

With the Jets trying to drive for at least a game-tying field goal, Ninkovich and Jermaine Cunningham combined on the sack and Ninkovich punched the ball loose and recovered at the Jets' 25-yard line. After a required replay, the rule was upheld and the Patriots escaped with a win despite squandering a 10-point fourth quarter lead in the final six minutes of regulation.

The Jets rallied from a 23-13 deficit on a 7-yard touchdown pass from Sanchez to TE Dustin Keller and a 43-yard field goal by K Nick Folk to take a 26-23 lead with 1:37 left to play. The Jets go-ahead field goal was set up when they forced and recovered a fumble by Devin McCourty on a kickoff return that allowed the Jets to start a drive at the New England 18-yard line.

QB Tom Brady led a six-play, 54-yard drive to get in position for Gostkowski's 43-yard field goal as time expired to send the game into overtime. Brady led a 12-play, 54-yard drive to set up Gostkowski's 48-yarder in over time.

New England took a 16-10 first half lead after scoring on offense, defense and special teams. After the Jets took their opening possession and took a 7-0 lead, McCourty returned the ensuing kickoff 104 yards for a touchdown to tie the game. Then the offense came through on their next possession, marching 58 yards on seven plays before Brady connected with TE Rob Gronkowski on a 17-yard touchdown pass for a 14-7 lead. The Patriots defense followed early in the second quarter when it forced a safety. Vince Wilfork got good penetration and Sanchez fumbled a handoff to RB Shonn Greene on a play from the Jets' 12-yard line. The fumbled ball rolled into the end zone where Sanchez deliberately kicked the ball out of the end zone.

Folk kicked a 54-yard field goal as time expired in the first half to make it 16-10 at the break and then the Jets opened the second half with an 11-play, 65-yard drive that set up a 21-yard field goal to make it 16-13. New England answered with an 83-yard drive that ended when Brady connected with Gronkowski for their second touchdown on a 2-yard score.



PATRIOTS VS. JETS

SECOND 2012 MEETING: PATRIOTS 49, NEW YORK JETS 19

November 22, 2012 ★ MetLife Stadium

	1	2	3	4	Final
New England Patriots	0	35	0	14	— 49
New York Jets	0	3	9	7	— 19

The New England Patriots guaranteed to finish with a record of .500 or better for the 12th consecutive year after a 49-19 win over the New York Jets in a Thanksgiving Night game at MetLife Stadium. The victory was Bill Belichick's 200th career win.

It appeared the game would be a competitive defensive battle after a scoreless first quarter, but the Patriots scored 35 points in the second quarter with four touchdowns in just over six minutes, including three in a 52-second span, to help build a 35-3 halftime lead. The Patriots scored on two Tom Brady passes, including an 83-yard pass and then scored on two fumbles that were returned for touchdowns.

Brady finished 18 of 28 for 323 yards with three touchdowns and no interceptions and also ran for a score. He reached 3,000 yards passing for the 10th time in his career and passed Dan Fouts for 10th place on the NFL's all-time passing list.

The Jets squandered two drives that ended inside New England territory with an interception and a fumble on two of their first three offensive drives.

Safety Steve Gregory had a big night with an interception, a forced fumble and two fumble recoveries, including one he returned for a touchdown.

He ended a scoring threat from the Jets in the first quarter when he intercepted a QB Mark Sanchez pass at the New England 15-yard line. Brady then led the Patriots on a 15-play, 84-yard drive that ended with a 3-yard touchdown pass to WR Wes Welker. The Jets next series ended when LB Brandon Spikes forced RB Shonn Green to fumble, allowing Gregory to recover at the New England 17-yard line. On the next play, Brady threw a swing pass to RB Shane Vereen, who zipped down the left sideline for an 83-yard touchdown to make it 14-0.

The Patriots were back in the end zone moments later when Sanchez fumbled on a second down play as when he hit one of his own players. Gregory picked up the ball and ran it 32 yards for a score to put the Patriots up, 21-0. Devin McCourty forced a fumble on the ensuing kickoff and WR Julian Edelman caught the ball in stride and ran 22 yards for another touchdown and a 28-0 lead.

After stopping the Jets on the next series, Brady connected with Edelman on a 56-yard touchdown pass for a 35-0 lead, with 3:17 left in the half. Jets K Nick Folk got the Jets on the board with a 32-yard field goal with two seconds to play in the half.

RB Stevan Ridley was called for a chop block in the end zone midway through the third quarter, resulting in a safety and a 35-5 Patriots lead. The Jets received the free kick and went on a 4-play, 71-yard drive that ended in a touchdown to cut the lead to 35-12 heading into the fourth quarter.

The Patriots scored on their first two fourth quarter drives for a 49-12 lead. Brady scored on a 1-yard run to finish an 87-yard drive. Rookie CB Alfonzo Dennard forced a fumble that was recovered by LB Rob Ninkovich on the next series, allowing the Patriots to take over at the Jets 37-yard line. Brady threw a 28-yard pass to Welker to help set up a 9-yard touchdown run by Ridley to finish the Patriots scoring.

WHAT TO LOOK FOR THIS WEEK VS. JETS

TOM BRADY

- Tom Brady needs one touchdown pass against the Jets to extend his streak to 50 straight games with at least one touchdown pass. It is the second longest streak of all time, behind Drew Brees (54).
- Brady tied Drew Brees with his ninth NFL game with four touchdowns, 300 yards and no interceptions against St. Louis (10/28/12) and needs one more such game to be alone in first place.
- Brady has the fifth most 300-yard games in NFL history with 53, behind Peyton Manning (73), Drew Brees (68), Dan Marino (63) and Brett Favre (62).
- Brady (336) needs six touchdowns against the Jets to move into a tie with Fran Tarkenton (342) for fourth place all-time.
- Brady needs 13 completions to move past Drew Bledsoe into seventh place on the NFL's all-time completion list.

JULIAN EDELMAN

- Julian Edelman to keep his punt return average at 13.0. He has the highest punt return average in NFL history at 13.0 (75-975) and is one of seven NFL players with a punt return average of 12.0 or above.
- Edelman needs one more punt return for a touchdown to set the team mark with his fourth punt returned for a touchdown. He is tied with Irving Fryar and Troy Brown with three returns for a touchdown.

JEROD MAYO

- Jerod Mayo to have his third straight 10-plus tackle game and his sixth 10-plus tackle game against the New York Jets overall. Mayo had a career-best 23 total tackles vs. the New York Jets on Nov. 13, 2008 in a Thursday Night game. He has had two 20-plus tackle games against the Jets with the 23 in 2008 and 20 total tackles on Oct. 21, 2012.

ROB NINKOVICH

- Rob Ninkovich has the most fumble recoveries of any NFL player over the last four years (2010-13) with 10 and can add on to that total with a fumble recovery against the Jets.

TEAM

- The Patriots have forced a turnover in 28 straight games dating back to 2011, and including all 16 regular season games of 2012 and the 2013 season opener. The NFL record for most consecutive games with a turnover since the merger in 1970 is 71 by Philadelphia from 1985-1990. The last time the Patriots did not register at least one turnover was on Oct. 9, 2011 vs. the New York Jets.
- A win over Jets will extend the Patriots record to 12 straight wins over AFC East opponents. After losing at Buffalo, 34-31 in 2011, the Patriots won their remaining four AFC East games that year and then finished a perfect 6-0 against AFC East opponents in 2012. The Patriots extended the streak to 11 with a win at Buffalo in the 2013 season opener. The Patriots previous longest winning streak against AFC East opponents was nine games, starting on Sept. 21, 2003 with a 23-16 win vs. NY Jets and ending on Dec. 20, 2004 with a 29-28 loss at Miami.



LAST GAME: PATRIOTS AT BILLS

PATRIOTS 23, BUFFALO 21

September 8, 2013 ★ Ralph Wilson Stadium

	1	2	3	4	Final
New England Patriots	10	7	0	6—	23
Buffalo Bills	0	14	7	0—	21

Tom Brady helped New England overcome a 21-17 fourth quarter deficit by marching the Patriots 49 yards in 12 plays to set up a game-winning 35-yard field goal by K Stephen Gostkowski with 5 seconds to play for a 23-21 season-opening win over the Buffalo Bills at Ralph Wilson Stadium.

It was the 10th straight season opening win for the Patriots, who joined Dallas (17), Miami (11) and Portsmouth/Detroit (10) as the only teams with at least 10 straight opening day wins. Brady, is 11-1 as the starting quarterback on opening day, the best among any starting quarterback in the Super Bowl era.

During the game-winning drive, Brady twice completed passes to convert on third down to WR Danny Amendola. Facing a third-and-3 from the New England 41-yard line, Brady connected with Amendola for a 6-yard gain. Later in the series, Brady completed a 10-yard pass to Amendola to convert and third-and-8 situation from the Buffalo 39-yard line. RB Shane Vereen scrambled for a 15-yard gain on the next play to get to the Buffalo 14-yard line and into position for the game-winning field goal. Brady finished 29-of-52 for 288 yards with two touchdowns. Amendola caught 10 passes for 104 yards, and Vereen registered his first 100-yard rushing game after gaining 101 yards on 14 carries. Julian Edelman, the veteran among the Patriots young receiving corps, caught seven passes for 79 yards, including two touchdown passes.

The Patriots turned the ball over three times, two of which led directly to Buffalo scores, while the other prevented a Patriots score after they reached the Bills' 1-yard line.

New England jumped to a 10-0 first quarter lead and were in front 17-7 early in the second quarter. Before Buffalo closed the half with a 14-point second quarter and then took a 21-17 lead with a touchdown on the first drive in the third quarter.

While Buffalo built a 21-17 lead heading into the fourth quarter, they managed just three first downs and 73 yards on their final five possessions. After trailing the entire first half, Buffalo rookie QB EJ Manuel put the Bills ahead after capping an 80-yard drive with an 18-yard touchdown pass to WR Stevie Johnson on the first series of the third quarter.

Turnovers led to all four touchdowns in the first half. Patriots CB Kyle Arrington forced two fumbles, one on a hit to Buffalo RB C.J. Spiller and the other on a hit to WR Marquise Goodwin. Both forced fumbles came inside Buffalo territory and set up Edelman's 9-yard touchdown reception and his 8-yard touchdown catch.

After New England took a 10-0 first quarter lead, RB Stevan Ridley lost his footing and the ball with the Patriots at the Buffalo 24-yard line in the second quarter. Buffalo S Da'Norris Searcy recovered the ball and raced 74 yards for a touchdown get Buffalo on the scorebaord. Later in the second quarter, Brady was intercepted by CB Justin Rogers on a tipped pass at the New England 37 yards in the closing minutes of the half. Manuel connect on a 19-yard pass to TE Scott Chandler and then an 18-yard touchdown pass to WR Robert Wood to cut the Patriots lead to 17-14 at the end of the first half.

The Patriots had two chances to recapture the lead in the second half. After Buffalo opened the second half with a

PATRIOTS 23, BUFFALO 21 (continued)

touchdown drive to take the lead, Brady engineered a 15-play, 79-yard drive that ended when Brady fumbled the snap on a fourth-down play from the Buffalo 1-yard line on the ensuing drive. In the fourth quarter, the Patriots reached the Buffalo 5-yard line before settling for a field goal and a 21-20 deficit midway through the final quarter.

KRAFT PRODUCES MORE WINS THAN EVERY OTHER PATRIOT OWNER COMBINED

The win over Buffalo was the 226th victory overall under Robert Kraft. He has now produced more victories than every other Patriots owner combined. Under Kraft, the Patriots are 226-110 overall since he purchased the team in 1994. Kraft's predecessors in the owner's office went 225-276-9 in the 34 years prior to his purchase of the team.

PATRIOTS WIN 10TH STRAIGHT SEASON OPENER

The Patriots earned their 10th straight season opening win and joined Dallas (17, 1965-1981), Miami (11, 1992-2002) and Portsmouth/Detroit (10, 1930-1939) as the only teams with 10 straight opening day wins. The Patriots ten opening day wins is the longest streak in the NFL. Of the 10 wins, four of the have been on the road including today's win over Buffalo . The Patriots won at the Jets in 2007, at Miami in 2011 and at Tennessee in 2012.

MOST CONSECUTIVE

Team	OPENING DAY WINS	YEARS
Dallas	17	(1965-1981)
Miami	11	(1992-2002)
New England	10	(2004-2013)
Portsmouth/Detroit	10	(1930-1939)
Chicago	9	(1984-1992)

TOM BRADY HAS THE BEST RECORD ON OPENING DAY IN SUPER BOWL ERA

Tom Brady improved to an 11-1 record as a starting quarterback on opening day, the best record among any starting quarterback in the Super Bowl era.

NFL QUARTERBACKS WITH THE BEST RECORD IN SEASON-OPENING GAMES

Player	Season Opening Record	WIN PCT
Tom Brady	11-1	.917
John Elway	12-4	.750
Dan Fouts	9-3	.750
Peyton Manning	11-4	.733

PATRIOTS FORCE A TURNOVER FOR IN THE 28TH STRAIGHT GAME

The Patriots have forced a turnover in 28 straight games dating back to 2011, and including all 16 regular season games of 2012 after CB Kyle Arrington forced a fumble that was recovered by DL Tommy Kelly in the first quarter. The NFL record for most consecutive games with a turnover since the merger in 1970 is 71 by Philadelphia from 1985-1990. The last time the Patriots did not register at least one turnover was on Oct. 9, 2011 vs. the New York Jets.



LAST GAME: PATRIOTS AT BILLS

BRADY EXTENDS HIS STREAK TO 49 GAMES WITH AT LEAST ONE TOUCHDOWN

Tom Brady extended his streak to 49 straight games with at least one touchdown in the first quarter with his 9-yard touchdown pass to WR Julian Edelman. It is the second longest touchdown streak in NFL history, behind Drew Brees (54) and the longest active streak.

MOST CONSECUTIVE GAMES, TOUCHDOWN PASSES

Player	Games
Drew Brees (2009-2012)	54
Tom Brady (2010-current)	49
Johnny Unitas (1956-60)	47
Brett Favre (2002-04)	36
Dan Marino (1985-87)	30

EDELMAN NOW QUALIFIES FOR THE HIGHEST PUNT RETURN AVERAGE IN NFL HISTORY

Edelman returned three punts against Buffalo for 32 yards and now has returned 75 punts for 975 yards during his Patriots' career and is first in team history and in the NFL with a 13.0 average. Edelman entered the game with 72 punt returns and needed to reach 75 to qualify for the NFL all-time lead.

HIGHEST PUNT RETURN AVERAGE IN THE NFL (75 Returns)

Player	Punt Rat Avg.	Year
Julian Edelman	13.0 (75-975)	(2009-present)
George McAfee (Chicago)	12.8 (112-1,431)	(1940-41, 1945-150)
Jack Christiansen (Detroit)	12.8 (85-1,084)	(1951-58)
Claude Gibson (SD, OAK)	12.5 (110-1,381)	(1961-65)
Bill Dudley (PITT, DEN, WAS)	12.2 (124-1,515)	(1942-53)
Devin Hester (Chicago)	12.1 (247-2,986)	(2006-present)
Rick Upchurch (DEN)	12.1 (248-3,008)	(1975-83)

HIGHEST PUNT RETURN AVERAGE, PATRIOTS CAREER (20 Returns)

Player	Punt Rat Avg.	Year
Julian Edelman	13.0	2009-3 (75-975)
Mack Herron	12.0	1973-75 (74-888)
Carl Garrett	11.3	1969-72 (43-487)
Wes Welker	10.4	2007-12 (114-1,185)

EDELMAN HAS FIRST REGULAR SEASON GAME WITH TWO RECEIVING TOUCHDOWNS

Julian Edelman caught a 9-yard touchdown pass from Tom Brady in the first quarter and an 8-yard touchdown pass from Brady in the second quarter. It is his first regular season game with two touchdown receptions. As a rookie in 2009, Edelman caught two touchdown passes vs. Baltimore on Jan. 10, 2009 in a postseason game when he scored on a 6-yard pass and a 1-yard pass to become the first Patriots rookie to catch two touchdown passes in a postseason game.

BRADY LEADS THE PATRIOTS TO HIS 27TH COMEBACK WHEN TRAILING IN THE FOURTH QUARTER

Tom Brady has now led the Patriots to 27 comeback wins when trailing in the fourth quarter after overcoming a 21-17 fourth quarter deficit in a 23-21 win.

Player	Teams	Comeback Drives
John Elway	Denver	43
Peyton Manning	Indy/Denver	38
Dan Marino	Miami	37
Joe Montana	SF/KC	31
Brett Favre	GB/NYJ/MIN	28
Tom Brady	Patriots	27

BRADY BECOMES THE NINTH NFL PLAYER TO REACH 45,000 PASSING YARDS

Brady (45,094) became the ninth NFL player to reach 45,000 passing yards on a 35-yard pass to WR Julian Edelman. He entered the Buffalo game needing 194 yards passing to reach the milestone.

Player	Passing yards
1. Brett Favre	71,838
2. Dan Marino	61,361
3. Peyton Manning	59,949
4. John Elway	51,475
5. Warren Moon	49,325
6. Fran Tarkenton	47,003
7. Drew Brees	46,276
8. Vinny Testaverde	46,233
9. Tom Brady	45,094

ROB NINKOVICH RECOVERED HIS 10TH FUMBLE SINCE 2010

Rob Ninkovich recovered a second quarter fumble that was forced by Kyle Arrington. Ninkovich has the most fumble recoveries of any NFL player over the last four years (2010-13) with ten. Vince Wilfork is second with seven opponent fumble recoveries during that time.

KYLE ARRINGTON FORCED TWO FUMBLES

Kyle Arrington forced a fumble in the first quarter when he stripped Buffalo RB C.J. Spiller at the Buffalo 11-yard line to help set up a touchdown. In the second quarter, he forced a fumble that was recovered by the Patriots at the Buffalo 32-yard line.

PATRIOTS EXTEND STREAK TO 11 STRAIGHT OVER AFC EAST OPPONENTS

The Patriots extended their streak to 11 straight wins over AFC East opponents. After losing at Buffalo, 34-31 in 2011, the Patriots won their remaining four AFC East games that year and then finished a perfect 6-0 against AFC opponents in 2012. The Patriots previous longest winning streak against AFC opponents was 9 games, starting on Sept. 21, 2003 with a 23-16 win vs. NY Jets and ending on Dec. 20, 2004 with a 29-28 loss at Miami.

SHANE VEREEN REGISTERS FIRST 100-YARD GAME

Shane Vereen set a career-high with his first 100-yard rushing day after finishing with 14 carries for 101 yards. 14 carries for 101 yards. His previous best was 49 yards vs. New York Jets on Oct. 21, 2012. Last season, the Patriots had five 100-yard rushing performances with Stevan Ridley having four and Brandon Bolden recording one.

DANNY AMENDOLA RECORDS 100-YARD GAME

WR Danny Amendola recorded his third career 100-yard game after finishing with 10 receptions for 104 yards. It was his fourth NFL 10-plus reception game. Seven of Amendola's 10 receptions came on third down. All seven of those receptions resulted in a first down.

GOSTKOWSKI NAILS A 35-YARD GAME-WINNING FIELD GOAL

K Stephen Gostkowski nailed a 35-yard field goal with 5 seconds to play. His only other game-winning field goal was in overtime vs. Baltimore on Oct. 17, 2010 when he kicked a 35-yarder to give the Patriots a 23-20 overtime win.



PATRIOTS TEAM NOTES

PATRIOTS NOTES OF INTEREST

BILL BELICHICK

- Bill Belichick (206) moved past Marty Schottenheimer (205) into sole possession of sixth place all time in career wins. Chuck Noll is in fifth place with 209 career wins.
- Belichick (18) needs one more postseason victory to tie Don Shula (19) for second place in postseason wins. Tom Landry (20) is in first place.
- Belichick has five conference titles and needs one more to match Don Shula, who led his teams to six Super Bowls.

TOM BRADY

- Tom Brady has 53 career 300-yard games, including eight in 2012, and ranks fifth all-time for most 300-yard games.
- Brady (34) reached 30 touchdown passes in 2012 for the third straight season and became just the fifth player in NFL history with at least 30 touchdown passes in four seasons overall.
- Brady (4,827) reached 4,000 passing yards in 2012. He is just the fifth player in NFL history to reach 4,000 yards in five or more seasons: Peyton Manning (12), Drew Brees (7), Dan Marino (6) and Brett Favre (6).
- Brady has thrown at least one touchdown pass in 49 straight games, the NFL's longest active streak. Brady's 49 straight games with at least one touchdown pass is second all-time, behind Drew Brees (54).
- Brady is the only quarterback in NFL history to have thrown for at least one touchdown pass in each game for three consecutive seasons after throwing at least one touchdown in all 16 games in 2012. He threw two in the 2013 season opener.
- Brady had 401 completions in 2012 for the second straight season and joined Drew Brees (5), Peyton Manning (2) and Matthew Stafford (2) as the only NFL quarterbacks with at least two 400 completion seasons.

ROB GRONKOWSKI

- Rob Gronkowski (10 touchdowns in 2010 and 18 in 2011) became the first tight end in NFL history with three straight 10-plus touchdown seasons after reaching 11 for the season in 2012. Gronkowski and Antonio Gates (13 in 2004 and 10 in 2005) are the only tight ends to have back-to-back 10-plus touchdown seasons.
- Gronkowski joins Randy Moss (2007, 2008 and 2009) and Corey Dillon (2004, 2005, 2006) as the only Patriots with three straight 10-plus touchdown seasons and three 10-plus seasons overall.
- Gronkowski has 38 receiving touchdowns and 39 touchdowns overall (38 receiving and 1 rushing) since 2010. The 38 receiving touchdowns are the most in the NFL in that time span, and the 39 overall touchdowns are tied with Adrian Peterson for second, behind Arian Foster's 47 touchdowns.
- Gronkowski has 38 touchdowns in just 43 games. He can become the fastest to 40 touchdowns. Antonio Gates currently olds the record after reaching 40 touchdowns in 71 games.

JEROD MAYO

- Jerod Mayo has registered 100 or more tackles in five straight seasons and needs one more 100-tackle season to tie Fred Marion (6) for the all-time lead in team history.

ROB NINKOVICH

- Rob Ninkovich has 10 fumble recoveries over the last four seasons (2010-13), the most of any player in the NFL over that time. Vince Wilfork is second with seven.

STEVAN RIDLEY

- Stevan Ridley rushed for 1,263 yards in 2012 and will be looking to become the third Patriots with back-to-back 1,000 yard seasons, joining Jim Nance (1996-97) and Curtis Martin (1995-97).
- Ridley scored 12 touchdowns in 2012 and will look to become the fourth running back in team history with back-to-back 10-plus touchdowns in a season, joining Corey Dillon (2004, 2005, 2006), BenJarvus Green-Ellis (2010, 2011) and Curtis Martin (1995, 1996).
-

PATRIOTS NOTES OF INTEREST (continued)

TEAM

- The Patriots led the NFL with 557 points in 2012, the second most in team history and the third most in NFL history. The 2007 Patriots set the NFL record 589 points in 2007.
- The Patriots offense set an NFL record for most first downs in a season with a total of 444 in 2012. The previous record was 416 by New Orleans in 2011.
- The Patriots scored 67 touchdowns in 2012, the second most in the team history and tied for the fourth most in NFL history. The Patriots set the NFL record with 75 touchdowns in 2007.
- The Patriots had 25 rushing touchdowns in 2012, the second most in team history to the 30 in 1978.
- The Patriots finished 2012 with 6,846 total yards, second in team history to the 6,848 in 2011 and the fifth most in NFL history.

PATRIOTS 2013 TEAM CAPTAINS

The Patriots team captains were elected by their teammates. Quarterback Tom Brady and G Logan Mankins are the offensive captains. Nose tackle Vince Wilfork and LB Jerod Mayo are the defensive captains. Wide receiver Matthew Slater is the special teams captain. Brady has been chosen as a captain for the 12th straight season. Wilfork is a captain for the sixth straight season, while Mayo, is in his fifth season serving as a captain. Mankins, and Slater are captains for a third time.

PATRIOTS HAVE BEST NFL RECORD, PAST TEN YEARS

The Patriots record of 127-34 (.789) over the past 10 seasons is the best in the NFL. Over the past 10 years, only five NFL teams have posted a winning percentage of .600 or better.

Team	W	L	T	Pct.
New England	127	34	0	.789
Indianapolis	113	48	0	.702
Pittsburgh	103	58	0	.640
Green Bay	98	63	0	.609
Baltimore	97	64	0	.602

PATRIOTS ARE TIED FOR SECOND-BEST OPENING MONTH RECORD IN THE LAST 10 YEARS

Getting off to a strong start is important. Over the last 10 years, eight teams have a winning percentage of at least .600 through the season's first month. Those eight teams have combined to win eight of the 10 Super Bowl championships during that span. The Patriots are tied with Dallas for the second-best opening month record in the last 10 seasons with a 22-10 (.689) record.

BEST OPENING-MONTH RECORD (2003-2013)

Team	Record	Pct.
Indianapolis	24-9	.727
New England	22-10	.689
Dallas	22-10	.689
Seattle	22-11	.667
Denver	23-12	.657
Baltimore	21-12	.636
N.Y. Giants	20-13	.606
Pittsburgh	20-14	.588



PATRIOTS SUSTAINING SUCCESS

PATRIOTS ARE MOST FREQUENT SUPER BOWL TEAM OVER LAST 30 YEARS

The Patriots have won seven conference championships since the 1985 season and have more conference titles than any other team over the last 30 years (since 1983). Additionally, the Patriots' six conference titles over the last 25 years are two more than the next closest team and New England's six conference championships in the last 20 years are also more than any other team. New England also has more conference titles over the last 15 years (5) and over the last 10 years (4) than any other team.

Most Conference Championships in Last 5 Years (2008-2012)

Pittsburgh.....	2
New England	1
N.Y. Giants	1
New Orleans.....	1
Indianapolis.....	1
Green Bay	1
Arizona.....	1
Baltimore.....	1
San Francisco	1

Most Conference Championships in Last 10 Years (2003-2012)

New England	4
Pittsburgh.....	3
Indianapolis.....	2
N.Y. Giants	2
9 Other Teams.....	1

Most Conference Championships in Last 15 Years (1998-2012)

New England	5
Pittsburgh.....	3
N.Y. Giants	3
Indianapolis.....	2
St. Louis Rams.....	2
Baltimore.....	2

Most Conference Championships in Last 20 Years (1993-2012)

New England	6
Pittsburgh.....	4
Green Bay	3
N.Y. Giants	3
6 Other Teams.....	2

Conference Championships in Last 25 Years (1988-2012)

New England	6
Buffalo	4
N.Y. Giants	4
Pittsburgh.....	4
San Francisco.....	4
Dallas.....	3
Denver	3
Green Bay	3

Most Conference Championships in Last 30 Years (1983-2012)

New England	7
Denver	5
N.Y. Giants	5
San Francisco.....	5
Buffalo	4
Pittsburgh.....	4
Dallas.....	3
Green Bay	3
Washington	3

WHAT HAVE YOU DONE FOR ME LATELY?

Since the 2010 season, the Patriots have maintained their spot atop the NFL in terms of regular season winning percentage and regular season points scored. Since the beginning of the 2010 season, the Patriots have the NFL's highest winning percentage and have scored the most points in the NFL. Since 2011, the Patriots are tied for the best winning percentage with the Green Bay Packers and have scored the most points.

HIGHEST WINNING PERCENTAGE SINCE 2010

Team	W	L	T	Pct.	PF	PA
New England Patriots	40	9	0	.816	1611	1007
Atlanta Falcons	36	13	0	.735	1252	960
Green Bay Packers	36	13	0	.735	1409	969
Baltimore Ravens	34	15	0	.694	1160	929
Pittsburgh Steelers	32	17	0	.653	1045	789
New Orleans Saints	32	17	0	.653	1415	1117
San Francisco 49ers	31	17	1	.643	1116	876
Chicago Bears	30	19	0	.612	1086	925

HIGHEST WINNING PERCENTAGE SINCE 2011

Team	W	L	T	Pct.	PF	PA
New England Patriots	26	7	0	.788	1093	694
Green Bay Packers	26	7	0	.788	1021	729
San Francisco 49ers	25	7	1	.773	811	530
Atlanta Falcons	23	10	0	.697	838	672
Houston Texans	22	10	0	.688	797	609
Baltimore Ravens	22	11	0	.667	803	659
Denver Broncos	22	11	0	.667	839	706

HIGHEST WINNING PERCENTAGE SINCE 2012

Team	W	L	T	Pct.	PF	PA
New England Patriots	13	4	0	.765	580	352
Atlanta Falcons	13	4	0	.765	436	322
Houston Texans	12	4	0	.750	416	331
San Francisco 49ers	12	4	1	.735	431	301
Seattle Seahawks	12	5	0	.706	424	252
Indianapolis Colts	12	5	0	.706	378	404

MOST POINTS SCORED SINCE 2010

Team	Points
New England Patriots.....	1611
New Orleans Saints	1415
Green Bay Packers	1409
Atlanta Falcons	1252
New York Giants	1248
Detroit Lions	1242
San Diego Chargers.....	1197
Houston Texans	1187

MOST POINTS SCORED SINCE 2011

Team	Points
New England Patriots.....	1093
New Orleans Saints	1031
Green Bay Packers	1021
Detroit Lions	880
New York Giants	854
Denver Broncos.....	839
Atlanta Falcons	838

MOST POINTS SCORED SINCE 2012

Team	Points
New England Patriots.....	580
Denver Broncos.....	530
New Orleans Saints	461
Green Bay Packers	446
New York Giants	460
Atlanta Falcons	436
Washington Redskins.....	436



INSIDE THE NUMBERS

BY THE NUMBERS

3

The number of interceptions in the end zone by DB Devin McCourty in 2012. He led the team with five interceptions. It is the second time in three years that he has led the team in interceptions.

3

The Patriots own the top three totals in NFL history for most ball control plays from scrimmage with 1,199 in 1994, 1,191 in 2012 and 1,187 in 1995.

5

Linebacker Jerod Mayo has led the Patriots in tackles in each of the last five seasons, amassing 648 tackles over that five-year span.

10

The number of fumble recoveries by Rob Ninkovich over the last four years (2010-13), the most of any player in the NFL. Brian Urlacher and Vince Wilfork are second with seven.

10

The number of Rob Gronkowski receptions in 2012 that did not result in a first down. Gronkowski generated 45 first downs on 55 receptions for an 81.8% first down rate, trailing only Buffalo's Scott Chandler among tight ends with at least 40 receptions.

10

The Patriots have now won 10 straight season openers to join Dallas (17), Miami (11) and Portsmouth/Detroit (10) as the only teams with 10 straight opening day wins.

12

The Patriots enter the season having compiled a winning record in 12 consecutive seasons and are the third team in NFL history to have 12 straight winning seasons since the 1970 merger.

13.0

Julian Edelman has a 13.0 punt return average on 75 returns, the best in NFL history. He is one of just seven NFL players to ever average 12.0 or above on punt returns.

13

The Patriots have 13 rookies on their roster, including 7 draftees and 6 undrafted free agents.

18

Eighteen players on the Patriots 53-man roster entered the NFL as undrafted free agents.

19

Including the 13 rookies, there are six new veterans on the team for a total of 19 new faces on the 2013 Patriots roster.

28

The Patriots have forced a turnover in 28 straight games, dating back to 2011, and including all 16 games of 2012 and the 2013 season opener. The last team to have at least one forced turnover in all 16 regular season games was the 2010 Atlanta Falcons.

48.7

The Patriots led the NFL with by converting on 110 of 226 third down attempts for a 48.7 conversion percentage in 2012. Atlanta was second with a 45.1 rate.

1,379

The number of total snaps by Ryan Wendell in 2012 (1,231 offense and 148 on special teams), to lead the NFL.

TOM BRADY BY THE NUMBERS

5

Brady is tied with John Elway as the only quarterback to lead his team to five conference titles. Brady needs to play in one more Super Bowl to match DL Mike Lodish, who played in six (4 with Buffalo and two with Denver).

7

The number of 12-win seasons that Brady has guided the Patriots to during his career, second only to Peyton Manning's nine.

TOM BRADY BY THE NUMBERS (continued)

10

The number of division championships by Tom Brady, surpassing the nine division titles by Joe Montana and Peyton Manning for an NFL record.

49

The number of consecutive games that Brady has thrown at least one touchdown pass, the longest active streak in the NFL and the second longest streak behind Drew Brees (54).

53

The number of regular season 300-yard passing games by Tom Brady, a team record.

95.7

The percent of quarterback keepers converted by Brady (88 of 92) for first downs (66-of-68 on third-and-2 or less and 22 of 24 on fourth-and-2 or less).

108

The number of times that Brady has thrown two or more touchdowns in a game. The Patriots are 92-16 (.852) when he throws for two or more touchdowns.

5,949

Tom Brady leads the NFL with 5,949 passing yards in the postseason.

THE KRAFT ERA

3

The number of Super Bowl championships the Patriots have won since Robert Kraft purchased the team in 1994. That mark is the highest total in the NFL over that span. Only Denver (2; 1997 and 1998), Pittsburgh (2; 2005 and 2008) and the NY Giants (2; 2007 and 2011) have won multiple Super Bowl titles since 1994.

6

The number of conference championships the Patriots have won since Robert Kraft purchased the team in 1994. That mark is the highest total in the NFL over that span. Pittsburgh is second with four conference titles since 1994.

12

The number of division championships won by the Patriots since Kraft purchased the team in 1994.

14

The number of playoff seasons earned by the Patriots in the 19 seasons since Robert Kraft purchased the team.

31

The number of playoff games the Patriots have appeared in since 1994, the most in the NFL. Green Bay has the second most with 28.

207

The number of consecutive home games that have been sold out, including all playoff and preseason games dating back to the 1994 season opener.

226

The number of games the Patriots have won since Robert Kraft purchased the franchise in 1994. Prior to Kraft's ownership, the team had won 225 total games in its entire history from 1960-93.

THE BELICHICK ERA

4

Bill Belichick is the first coach to lead his team to four 500-point seasons (2007, 2010, 2011, 2012).

4

The number of wins Bill Belichick needs to pass Chuck Noll for fifth all-time in career wins as a head coach. Belichick currently has 206 victories, while Noll finished his career with 209 wins.

8

Belichick has been a part of eight Super Bowls overall, including five as a head coach and three as an assistant coach.

10

The number of 11-win seasons by Bill Belichick, tied with Tom Landry for second to Don Shula's 13.



BILL BELICHICK NEWS & NOTES

THE HEAD COACH

19th season as head coach • 39th NFL season

Overall Record: 206-109 (.654)

Regular Season: 188-101 (.651)

Postseason: 18-8 (.692)

With Patriots overall (2000-13): 169-64 (.725)

Super Bowl Titles: 5 (86, 90, 01, 03, 04)

Conf. Titles: 8 (86, 90, 96, 01, 03, 04, 07, 11)

Division Titles: 17 (75, 78, 86, 89, 90, 96, 98, 01, 03, 04, 05, 06, 07, 09, 10, 11, 12)



Bill Belichick is the only head coach in NFL history to win three Super Bowl titles in a four-year span. He has won more regular season games (123) and more games overall (136) during a 10-year stretch (2002-2011) than any other coach in NFL History. In the 2007 season, Belichick led the Patriots to the fourth undefeated and untied regular season in NFL history and the first since the NFL established a 16-game schedule in 1978.

BELICHICK EXTENDS STREAK TO 12TH STRAIGHT WINNING RECORD IN 2012

Bill Belichick has led the Patriots to a winning record for 12 consecutive seasons (2001-2012). The only other NFL coach to have at least 10 consecutive winning seasons with one team since the 1970 merger was Tom Landry, who led the Dallas Cowboys to 16 consecutive winning seasons (1970-1985).

BELICHICK ADDS TO HIS RECORD WITH 10 STRAIGHT SEASONS OF 10 WINS

Bill Belichick has coached the Patriots to 10 straight seasons with 10 or more wins, adding to his NFL record streak. Last season, Belichick became the first coach in NFL history with nine straight seasons with at least 10 victories.

BELICHICK FIRST IN NFL HISTORY WITH 13-PLUS WINS IN FIVE DIFFERENT SEASONS

Bill Belichick is the first head coach in NFL history with 13 or more wins in five different seasons.

2003	14-2
2004	14-2
2007	16-0
2010	14-2
2011	13-3

BELICHICK REACHES 200 WINS

Bill Belichick reached his 200th career win in the Patriots' 49-19 win at the Jets (11/22/12) to become the eighth NFL coach with 200 career victories and the fourth fastest to do so.

MOST WINS NFL COACHES

Head Coach	Team(s)	Games to Reach 200	Record
1. Don Shula	BAL, MIA	286	347-173-6
2. George Halas	Chicago	287	324-151-31
3. Tom Landry	Dallas	325	270-178-6
4. Curly Lambeau	GB, Cards, WAS	300	229-134-22
5. Bill Belichick	CLE, NE	307	206-109-0
6. Chuck Noll	Pittsburgh	347	209-156-1
7. M. Schottenheimer	CLE, KC, WAS, SD	339	205-139-1
8. Dan Reeves	DEN, NYG, ATL	373	201-174-2
9. Chuck Knox	LAR, BUF, SEA		193-158-1
10. Bill Parcells	NYG, NE, NYJ, DAL		183-138-1
11. Mike Holmgren	GB, SEA		174-122-0
12. Joe Gibbs	Washington		171-101-0
13. Paul Brown	CLE, CIN		170-108-6

ELITE COMPANY

Bill Belichick is one of nine NFL head coaches to win three or more championships since the league began postseason play in 1933, but the only one to win three in four years. Belichick joined an exclusive club in which each of the eight other members has been enshrined in the Pro Football Hall of Fame.

HEAD COACHES WITH THREE OR MORE NFL TITLES (Listed alphabetically)

Head Coach	Championship Team(s)
Bill Belichick	Patriots (SB XXXVI, XXXVIII, XXXIX)
Paul Brown	Cleveland Browns (1950, 54, 55)
Weeb Ewbank	Baltimore Colts, New York Jets (1958, 59 SB III)
Joe Gibbs	Washington Redskins (SB XVII, XXII, XXVI)
George Halas	Chicago Bears (1921, 33, 40, 41, 46, 63)
Curly Lambeau	Green Bay Packers (1929, 30, 31, 36, 39, 44)
Vince Lombardi	Green Bay Packers (1961, 62, 65, SB I, II)
Chuck Noll	Pittsburgh Steelers (Super Bowl IX, X, XIII, XIV)
Bill Walsh	San Francisco 49ers (Super Bowl XVI, XIX, XXIII)

BELICHICK'S PATRIOTS RENAISSANCE

Once Head Coach Bill Belichick implemented his coaching design on the Patriots, his approach has given him the best record of any NFL head coach who has coached over 40 games since 2001 (including the postseason).

NFL COACHES' RECORDS SINCE 2001

Coach	Team	W	L	T	Pct.
Bill Belichick	NE	164	53	0	.756
Tony Dungy	TB/IND	101	41	0	.711
John Harbaugh	BAL	62	31	0	.667
Mike Smith	ATL	57	29	0	.663
Mike Tomlin	PIT	68	37	0	.648

AMONG THE GREATS

Bill Belichick has recorded 206 career wins, which ranks 6th all-time in NFL history. Belichick owns a career winning percentage of .654, which is third all-time, behind George Halas (.682) and Don Shula (.667).

TOP WINNING PERCENTAGE AMONG HEAD COACHES WITH AT LEAST 160 WINS (INCL. POSTSEASON)

Head Coach	Team(s)	Years	W	L	T	Pct.
George Halas	CHI	1920-29, 33-41, 46-55, 58-67	324	151	31	.682
Don Shula	BAL/MIA	1963-95	347	173	6	.667
Bill Belichick	CLE/NE	1991-95, 00-12	206	109	0	.654
Curly Lambeau	GB/CHI/WAS	1921-53	229	134	22	.630

NOTE: Winning percentage calculated using current NFL rules, counting a tie as a half-win, half-loss.

SUPER SUCCESS

Bill Belichick is one of just four head coaches to win three Super Bowl championships. Belichick is the only coach to win three Super Bowls in the post-1993 salary cap era.

MOST SUPER BOWL VICTORIES

Head Coach	Team	Titles	Seasons
Chuck Noll	PIT	4	1974, 1975, 1978, 1979
Bill Belichick	NE	3	2001, 2003, 2004
Joe Gibbs	WAS	3	1982, 1987, 1991
Bill Walsh	SF	3	1981, 1984, 1988

NOTE: Sorted by most recent championship. Super Bowls have determined NFL champion since 1966.

PLAYOFF SUCCESS

MOST PLAYOFF WINS BY AN NFL HEAD COACH

Coach	Team(s)	Wins
Tom Landry	Dallas Cowboys	20
Don Shula	Baltimore Colts, Miami Dolphins	19
Bill Belichick	Cleveland Browns, New England Patriots	18
Joe Gibbs	Washington Redskins	17
Chuck Noll	Pittsburgh Steelers	16



BILL BELICHICK NEWS & NOTES

POSTSEASON PROWESS

BEST POSTSEASON RECORDS IN NFL HISTORY (minimum of 10 games)

Head Coach	Team(s)	W	L	Pct.
Vince Lombardi	GB/WAS	9	1	.900
Tom Flores	Oakland	8	3	.727
Bill Walsh	San Francisco	10	4	.714
Joe Gibbs	Washington	17	7	.708
Bill Belichick	CLE/NE	18	8	.692
John Harbaugh	Baltimore	9	4	.692
Jimmy Johnson	DAL/MIA	9	4	.692

BELICHICK IS GOOD IN DECEMBER

Bill Belichick is 47-8 (.855) in December with New England, the best record in December among head coaches with one team in NFL history (min. 25 games). George Seifert is second (27-6, .818).

BELICHICK NAMED COACH OF THE YEAR 3 TIMES

The Associated Press named Bill Belichick the NFL's Coach of the Year in 2010. It was the third time that Belichick earned the honor. He was also named Coach of the Year following the 2003 and 2007 seasons. Belichick joins Don Shula (4-time winner) and Chuck Knox as the only three-time winners.

BELICHICK FIRST WITH 14 WINS IN FOUR SEASONS

Bill Belichick guided the Patriots to an NFL-best 14-2 record in 2010. Belichick is the first head coach ever to win at least 14 regular-season games in four separate seasons. Only four other coaches — San Francisco's George Seifert (3), Washington's Joe Gibbs (2), Chicago's Mike Ditka (2) and Miami's Don Shula (2) — have more than one 14-win season.

BELICHICK FIRST HEAD COACH IN NFL HISTORY TO LEAD A TEAM TO THREE STRAIGHT 500-POINT SEASONS

Bill Belichick is the first head coach in NFL history to lead a team to three straight 500-point seasons (2010-2012). The Patriots are the first franchise in NFL history to score 500 or more points in four seasons (2007-589, 2010-518, 2011-513 and 2012-557). St. Louis is the only other team to have done it three times (1999-526, 2000-540, 2001-503).

BELICHICK HAS BEEN A PART OF EIGHT SUPER BOWLS DURING HIS CAREER

Belichick has been a part of eight Super Bowls as an assistant coach and head coach, the most in NFL history.

Most Super Bowl Appearances as a head coach or assistant

Head Coach	Super Bowls
Bill Belichick	8 (five as a head coach)
Dan Reeves	7 (four as a head coach)
Don Shula	6 (six as a head coach)
Tom Landry	5 (five as a head coach)
Chuck Knoll	5 (four as a head coach)
Marv Levy	5 (four as a head coach)





TOM BRADY NEWS & NOTES



BRADY'S CAREER NOTES

RECORDING SUCCESS

Tom Brady has quarterbacked the Patriots to victories in 137 of his 176 career regular-season starts, compiling a .778 winning percentage and giving him the best record of any quarterback in the Super Bowl era (since 1966). Brady reached 125 career wins in the fewest starts among quarterbacks in NFL history.



TOP WINNING PERCENTAGES IN SUPER BOWL ERA

(Since 1966, Minimum 50 Starts, Regular Season Only)

Player	Team(s)	Years	W	L	T	Pct.
Tom Brady	NE	2000-12	137	39	0	.778
Roger Staubach	DAL	1969-79	85	29	0	.746
Joe Montana	SF/KC	1979-94	117	47	0	.713

ACTIVE QUARTERBACKS WINNING PERCENTAGE

Minimum 32 Starts (two full seasons), Regular Season Only

Quarterback	Team(s)	W	L	T	Pct.
Tom Brady	NE	137	39	0	.778
Matt Ryan	ATL	56	23	0	.709
Peyton Manning	IND/DEN	155	70	0	.689
Ben Roethlisberger	PIT	87	40	0	.685
Joe Flacco	BAL	54	27	0	.667
Aaron Rodgers	GB	52	27	0	.658
Philip Rivers	SD	70	42	0	.625

MOST CAREER WINS AS A STARTER

(Regular season only) Bold indicates active players

Rk	Name	W	L	T	Pct.
1.	Brett Favre	186	112	0	.624
2.	Peyton Manning	155	70	0	.689
3.	John Elway	148	82	1	.643
4.	Dan Marino	147	93	0	.613
5.	Tom Brady	137	39	0	.778
6.	Fran Tarkenton	124	109	6	.531
7.	Johnny Unitas	119	64	4	.647
8.	Joe Montana	117	47	0	.713
9.	Terry Bradshaw	107	51	0	.677
10.	Warren Moon	102	101	0	.510
11.	Drew Brees	100	70	0	.588

BRADY IS ONE OF FIVE TO AVERAGE AT LEAST 250 YARDS PER GAME

Brady is one of five NFL quarterbacks to average 250 or more yards per game.

NFL RECORD FOR MOST PASSING YARDS PER GAME

Player	Team	Yards/Game
Drew Brees	SD/NO	270.6
Peyton Manning	IND/DEN	266.4
Kurt Warner	STL/ARI	260.8
Dan Marino	Miami	253.6
Tom Brady	Patriots	253.3

BRADY AND BRESS ARE THE ONLY TWO QBs TO AVG. 300-YARDS PER GAME IN THREE SEASONS

Brady averaged 301.7 yards per game in 2012. Brady (300.4 in 2007 and 327.2 in 2011) joins Drew Brees as the first NFL players to average 300 yards per game in three seasons.

NFL RECORD FOR MOST SEASONS AVERAGING 300 OR MORE YARDS PER GAME

3	Tom Brady (2012, 2011, 2007)
3	Drew Brees (2012, 2011, 2008)
2	Dan Fouts (1982, 1981)

BRADY IS ONE OF TWO WITH 35 TDS IN THREE DIFFERENT SEASONS

Brady is the second NFL player to have at least 35 touchdowns in three different seasons.

QB'S WITH THE MOST 35+ PASSING TOUCHDOWNS IN NFL HISTORY

Player	35+TD Pass Seasons
Tom Brady	3 (50 in 2007, 36 in 2010 and 39 in 2011)
Brett Favre	3 (38 in 1995, 39 in 1996 and 35 in 1997)

BRADY REACHES 3,000 PASSING YARDS FOR 10TH TIME

Brady (4,827) went over 3,000 passing yards on the season for the 10th time in his career. Brady entered the Jets game (11/22/12) needing 24 yards to reach 3,000 yards and reached 3,000 yards on a 28-yard pass in the first quarter. He is one of six NFL players with at least 10 3,000-yard seasons.

NFL RECORD FOR MOST 3,000-YARD SEASONS

18	Brett Favre
14	Peyton Manning
13	Dan Marino
12	John Elway
10	Tom Brady
10	Drew Brees

BRADY REACHES 30 TDS FOR FOURTH TIME

Tom Brady finished with 34 passing touchdowns for his third straight 30-touchdown season. Brady now has four 30-touchdown seasons overall after throwing for an NFL-leading 36 in 2010, 39 in 2011 and an NFL-record 50 in 2007. The only other Patriots quarterback to have a 30-touchdown season was Vito "Babe" Parilli in 1964 when he led the AFL with 31. Brady is the fourth quarterback in NFL history to have 30 or more touchdown passes in at least four seasons and the third quarterback in NFL history with three or more straight seasons with 30 or more touchdowns.

MOST SEASONS WITH 30-PLUS TOUCHDOWN PASSES

Brett Favre	9
Peyton Manning	7
Drew Brees	5
Tom Brady	4
Dan Marino	4
Aaron Rodgers	3
Kurt Warner	3

THREE OR MORE STRAIGHT 30 TOUCHDOWN SEASONS

Brett Favre	5 (1994-98)
Drew Brees	5 (2008-2012)
Tom Brady	3 (2010-2012)
Dan Marino	3 (1984-86)

BRADY BECOMES SECOND PLAYER WITH TWO OR MORE SEASONS OF 39-PLUS TDS

Brady finished the 2011 season with 39 touchdown passes, marking the second highest total of his career, trailing the NFL-record of 50 he had in 2007. Brady joins Dan Marino, Drew Brees and Aaron Rodgers as the only players in NFL history with at least two different seasons with 39 or more touchdown passes.

Players with the Most Touchdown Passes in a single season in NFL history

Player	Team	Season	TDs
Tom Brady	Patriots	2007	50
Peyton Manning	Indianapolis	2004	49
Dan Marino	Miami	1984	48
Drew Brees	New Orleans	2011	46
Aaron Rodgers	Green Bay	2011	45
Dan Marino	Miami	1986	44
Drew Brees	New Orleans	2012	43
Matthew Stafford	Detroit	2011	41
Kurt Warner	St. Louis	1999	41
Aaron Rodgers	Green Bay	2012	39
Tom Brady	Patriots	2011	39
Daunte Culpepper	Minnesota	2004	39
Brett Favre	Green Bay	1996	39



TOM BRADY NEWS & NOTES

BRADY HAS 18 CAREER 4-TD GAMES

Brady has thrown four or more touchdowns in a game 18 times with 14 four-touchdown games, two five-touchdown games and two six-touchdown games.

Most Games with 4+ Touchdown Passes

PLAYER 4+ TD Games

1. Brett Favre	23
Peyton Manning	23
3. Dan Marino	21
4. Drew Brees	20
5. Tom Brady	18
5. Johnny Unitas	17

Most Games with 4 TDs and No Interceptions

PLAYER Games

1. Tom Brady	14
2. Drew Brees	12
2. Brett Favre	12
4. Peyton Manning	11

BRADY IS ONE OF FIVE NFL PLAYERS WITH AT LEAST TWO GAMES WITH 6 TDS OR MORE

Brady has thrown six touchdowns in a game two times and is one of five NFL players to have thrown at least six touchdowns in a game two times. Brady threw six touchdowns at Miami (10/21/07) and vs. Tennessee (10/18/09).

NFL Players with at least two 6+ TD Games

PLAYER 6+ TD Games

Peyton Manning	3 2 6 TD games and 1 7 TD game
George Blanda	2 games with 7 touchdowns
Y.A. Tittle	1 game with 7 and 1 with 6 TDs
Tom Brady	2 6 TD games
Charley Johnson	2 6 TD games

BRADY PASSED UNITAS FOR SECOND LONGEST TOUCHDOWN STREAK

Brady moved past Johnny Unitas (47) and has now thrown at least one touchdown in 49 regular season games for the second longest touchdown streak in NFL history, behind Drew Brees (54).

MOST CONSECUTIVE GAMES, TOUCHDOWN PASSES

Player Games

Drew Brees (2009-2012)	54
Tom Brady (2010-current)	49
Johnny Unitas (1956-60)	47
Brett Favre (2002-04)	36
Dan Marino (1985-87)	30

BRADY TIED NFL MARK WITH 13 STRAIGHT GAMES WITH TWO OR MORE TOUCHDOWNS

Brady threw for one touchdown against the Jets (10/9/11), snapping his streak of 13 straight games with two or more touchdown passes. Brady's streak of 13 straight games with two or more touchdowns is tied with Peyton Manning's 2004 total and Aaron Rodgers' 2011 total for the longest such streak in NFL history.

BRADY IS PATRIOTS ALL-TIME LEADING PASSER

PATRIOTS ALL-TIME LEADING PASSERS

Player	YEARS	ATT	COMP	YARDS
Tom Brady	2000-13	6,010	3,827	45,094
Drew Bledsoe	1993-01	4,518	2,544	29,657
Steve Grogan	1975-90	3,593	1,879	26,886

MOST CAREER TOUCHDOWN PASSES

MOST TOUCHDOWNS CAREER

(regular season only) Bold indicates active players

Rank Name Touchdowns

1.	Brett Favre	508
2.	Peyton Manning	443
3.	Dan Marino	420
4.	Fran Tarkenton	342
5.	Tom Brady	336
6.	Drew Brees	326
7.	John Elway	300
8.	Warren Moon	291
9.	Johnny Unitas	290
10.	Vinny Testaverde	275

BRADY GOES OVER 300 YARDS FOR THE 53rd TIME IN HIS CAREER

Brady had his 53rd NFL game with 300 or more yards passing vs. San Francisco (12/16/12), and his 8th of the 2012 season, and ranks third among active NFL quarterbacks, behind NFL-leader Peyton Manning (73) and Drew Brees (68). The Patriots are 43-10 when Brady throws for 300 or more yards.

NFL QUARTERBACK 300-YARD GAMES (*ACTIVE)

Player 300-Yard Games

Peyton Manning*	73
Drew Brees*	68
Dan Marino	63
Brett Favre	62
Tom Brady*	53
Kurt Warner	52
Dan Fouts	51
Warren Moon	49
Tony Romo	40

Brady had a career-best 11 300-yard games in the 2011 season, which is the second most 300-yard games in a single season. The NFL record for most 300-yard games in a season was set by Drew Brees in 2011 with 13.

TOM BRADY'S RECORD AS A STARTER

	Reg. Season	Playoffs	Total
Overall:	137-39	17-7	154-46
Home:.....	75-13	11-3	86-16
Road:.....	62-26	6-4*	68-30*
By Yardage Total			
Less than 200:.....	29-13	3-1	32-14
200-299:.....	65-16	10-4	75-20
300 or more:.....	43-10	4-2	47-12
Other Records			
On Artificial Turf:.....	74-11	7-5	81-16
Temp. Below 40:.....	29-4	10-2	39-6
Thanksgiving or later:.....	54-10	17-7	71-17
Leading at Halftime:.....	106-11	12-4	118-15
Leading after 3 Qtrs:.....	113-8	11-3	124-11
Overtime:.....	8-1	1-0	9-1
Passer rating >100.0:.....	79-5	8-0	87-5

*-Includes five Super Bowls at neutral sites

BRADY SET NFL RECORD FOR LONGEST HOME WINNING STREAK

Tom Brady set an NFL record for most consecutive home wins as a starting quarterback with his 26th straight win in a regular-season home start following the 45-3 win against the Jets (12/06/10) and extended his streak to 31 before it ended with a 24-20 loss against the New York Giants (11/6/11).

MOST CONSECUTIVE REGULAR-SEASON HOME GAMES WON AS A STARTING QUARTERBACK:

Player	Team	Years	Streak
Tom Brady	NE	2006-11	31
Brett Favre	GB	1995-98	25
John Elway	DEN	1996-98	22
Bob Griese	MIA	1971-74	20
Randall Cunningham	PHI	1990-94	20



TOM BRADY NEWS & NOTES

TOP QB HOME STARTING RECORDS (MIN. 50 STARTS) SINCE 1970 MERGER (includes postseason)

Player	Team(s)	W	L	T	Pct.
Tom Brady	NE	86	16	0	.843
Terry Bradshaw	PIT	75	14	0	.843
John Elway	DEN	104	25	0	.806

BRADY'S COMEBACKS

Brady has engineered 36 career game-winning performances to lead his team to a victory from a fourth-quarter deficit or tie.

Time Remaining Passing Statistics^										
Date	Opp.	Score	in Reg.	Att	Cmp	Yds	TD	Int		Final
09/08/13	at BUF	20-21	4:31	7	7	36	0	0		23-21
10/21/12	NYJ	23-26	1:37	9	13	95	0	0	(ot)	29-26
01/22/12	BAL*	16-20	15:00	6	3	20	0	1		23-20
12/24/11	MIA	17-17	15:00	11	8	120	0	0		27-24
10/16/11	DAL	13-16	5:13	9	11	87	1	0		20-16
12/19/10	GB	21-27	13:49	6	5	82	1	0		31-27
10/17/10	BAL	10-20	14:53	24	16	156	1	1	(ot)	23-20
09/14/09	BUF	13-24	5:32	13	11	112	2	0		25-24
12/29/07	at NYG	23-28	15:00	12	8	130	1	0		38-35
12/03/07	at BAL	17-24	14:25	17	7	113	1	0		27-24
11/25/07	PHI	24-28	15:00	16	11	109	0	0		31-28
11/04/07	at IND	10-20	9:42	10	8	144	2	0		24-20
01/14/07	at SD*	13-21	8:35	14	9	122	1	1		24-21
12/03/06	DET	13-21	13:07	15	14	101	0	0		28-21
11/26/06	CHI	10-10	14:46	7	6	98	1	0		17-13
11/13/05	at MIA	15-16	2:53	2	2	76	1	0		23-16
10/30/05	BUF	7-16	10:07	4	4	69	0	0		21-16
10/09/05	at ATL	28-28	3:52	2	2	17	0	0		31-28
09/25/05	at PIT	10-13	14:19	12	12	167	0	0		23-20
02/06/05	PHI**	14-14	15:00	4	2	33	0	0		24-21
10/03/04	at BUF	17-17	15:00	4	2	8	1	0		31-17
02/01/04	CAR**	29-29	1:08	5	4	47	0	0		32-29
01/10/04	TEN*	14-14	15:00	11	6	27	0	0		17-14
11/30/03	at IND	31-31	10:21	6	3	31	1	0		38-34
11/23/03	at HST	13-20	3:11	14	10	133	1	0	(ot)	23-20
11/03/03	at DEN	23-26	2:51	4	5	58	1	0		30-26
10/19/03	at MIA	13-13	15:00	10	7	147	1	0	(ot)	19-13
10/05/03	TEN	24-27	4:40	1	1	15	0	0		38-30
12/29/02	MIA	13-24	4:59	13	8	69	1	0	(ot)	27-24
11/10/02	at CHI	19-30	5:16	14	9	116	2	0		33-30
09/22/02	KC	38-38	0:00	5	4	46	0	0	(ot)	41-38
02/03/02	STL**	17-17	1:21	8	5	53	0	0		20-17
01/19/02	OAK*	3-13	15:00	27	20	138	0	0	(ot)	16-13
12/16/01	at BUF	6-9	5:57	13	9	116	0	0	(ot)	12-9
12/02/01	at NYJ	14-16	15:00	7	6	56	0	0		17-16
10/14/01	SD	16-26	8:48	18	13	130	1	0	(ot)	29-26

^Statistics are from the time noted until the end of the game * Divisional Playoffs ** Super Bowl

BRADY HAS 27 COMEBACK DRIVES WHEN TRAILING IN THE FOURTH QUARTER

Brady has 27 comeback drives when trailing in the fourth quarter. His 27 comeback wins are the sixth most in NFL history.

Fourth Quarter Comeback Drives		
Player	Teams	
1. John Elway	Denver	43
2. Peyton Manning	Indy/Denver	38
3. Dan Marino	Miami	37
4. Joe Montana	SF/KC	31
5. Brett Favre	GB/NYJ/MIN	28
6. Tom Brady	Patriots	27

BRADY IN THE POSTSEASON

NFL ALL-TIME LEADERS / PLAYOFF VICTORIES AS STARTING QUARTERBACK

Player	Team(s)	Playoff Wins
Tom Brady	New England	17
Joe Montana	S.F./K.C.	16
Terry Bradshaw	Pittsburgh	14
John Elway	Denver	14
Brett Favre	Green Bay/Minnesota	12
Troy Aikman	Dallas	11
Roger Staubach	Dallas	11

QB'S WITH 3 OR MORE SUPER BOWL VICTORIES

Quarterback	Team	Wins
Terry Bradshaw	PIT	4
Joe Montana	SF	4
Troy Aikman	DAL	3
Tom Brady	NE	3

BRADY IN THE POSTSEASON (CONTINUED)

PLAYERS WITH MULTIPLE SUPER BOWL MVP AWARDS

Player	Team	MVPs
Joe Montana	SF	3
Terry Bradshaw	PIT	2
Tom Brady	NE	2
Bart Starr	GB	2
Eli Manning	NYG	2

BRADY GUIDES PATRIOTS TO 7TH 12-WIN SEASON

Tom Brady guided the Patriots to their 12th win in 2012. Since entering the NFL in 2000, Brady's teams have reached 12 regular-season wins in seven different seasons, second all-time, behind Peyton Manning.

Starting QBs with the most 12-win Regular Seasons in NFL History

Player	Seasons
Peyton Manning	9
Tom Brady	7
Brett Favre	6
John Elway	4
Jim Kelly	4

BRADY BECOMES 9TH NFL PLAYER TO REACH 45,000 PASSING YARDS

Tom Brady (45,094) became the ninth NFL player to reach 45,000 passing yards on a 35-yard pass to WR Julian Edelman at Buffalo (09/08/13). He entered the Buffalo game needing 194 yards passing to reach the milestone. Brady is currently 9th on the NFL's all-time list.

Player	Passing yards
1. Brett Favre	71,838
2. Dan Marino	61,361
3. Peyton Manning	59,949
4. John Elway	51,475
5. Warren Moon	49,325
6. Fran Tarkenton	47,003
7. Drew Brees	46,276
8. Vinny Testaverde	46,233
9. Tom Brady	45,094

BRADY HAS THIRD BEST QB RATING

Quarterback	Years	Team(s)	Rating
Aaron Rodgers	2005-2013	Green Bay	104.9
Steve Young	1985-99	TB/SF	96.8
Tom Brady	2000-2013	Patriots	96.4
Peyton Manning	1998-2013	IND/DEN	96.0

WINNINGEST COACH/QB TANDEM

Bill Belichick and Tom Brady have the best winning percentage among a head coach/starting quarterback tandem since the 1970 merger. The tandem's 137 wins are the most wins by any coach-QB tandem since the 1970 AFL-NFL merger.

WINNINGEST COACH/QB TANDEM'S SINCE 1970

(Regular Season Only – by winning percentage)

Quarterback/Head Coach	Team	W	L	T	Pct.
Tom Brady/Bill Belichick	NE	137	39	0	.778
Ken Stabler/John Madden	OAK	60	19	1	.756
Jim McMahon/Mike Ditka	CHI	46	15	0	.754
Peyton Manning/Tony Dungy	IND	73	24	0	.753

WINNINGEST COACH/QB TANDEM'S SINCE 1970

(Regular Season Only – by victories)

Quarterback/Head Coach	Team	W	L	T	Pct.
Tom Brady/Bill Belichick	NE	137	39	0	.778
Dan Marino/Don Shula	MIA	116	68	0	.630
Terry Bradshaw/Chuck Noll	PIT	107	51	0	.601



TOM BRADY NEWS & NOTES

BRADY SETS NFL RECORD FOR MOST PASS ATTEMPTS WITHOUT AN INTERCEPTION

Tom Brady extended his streak to 358 consecutive regular season pass attempts without an interception before throwing his first interception since Oct. 17, 2010 in the 2011 opener at Miami (9/1/11). Brady eclipsed Bernie Kosar's record of 308 pass attempts on Dec. 26, 2010 at Buffalo. He ended a streak of 201 pass attempts without an interception at Miami (12/2/12).

MOST CONSECUTIVE PASS ATTEMPTS WITHOUT AN INTERCEPTION

358	Tom Brady (Patriots)	2010-11
308	Bernie Kosar (Cleveland)	1990-91
294	Bart Starr (Green Bay)	1964-65
279	Jeff George (IND/ATL)	1993-94
277	Rich Gannon (Oakland)	2001
271	Jason Campbell (Washington)	2007-08

TOM BRADY EARNS 23rd AFC PLAYER OF THE WEEK HONOR; MOST IN NFL HISTORY

Tom Brady was named AFC Offensive Player of the Week by the National Football League for his performance in the Patriots' 42-14 victory over Houston (12/10/12). It was the 23rd time in his career, and third of the 2012 season, that Brady had received the AFC Offensive Player of the Week honor. He also earned the award following the Patriots' 52-28 win at Buffalo (9/30/12) and the 45-7 win at St. Louis (10/28/12). Brady is tied with Peyton Manning for the most Player of the Week awards earned by a player since the accolade was instituted in 1984.

THE PLAYERS WITH THE MOST CAREER PLAYER OF THE WEEK AWARDS

Player	Career	Team	POW Awards
Tom Brady	2000-present	Patriots	23
Peyton Manning	1998-present	Colts/Broncos	23
Dan Marino	1983-1999	Dolphins	18
Brett Favre	1991-2010	Packers, Jets, Vikings	16
John Elway	1983-1998	Broncos	15

BRADY IS FIFTH WITH FIVE 4,000-YARD SEASONS

Brady reached 4,000 yards passing for the fifth time in his career in 2012. Brady had 4,110 yards in 2005, 4,806 in 2007, 4,398 in 2009, 5,235 in 2011 and had 4,827 yards in 2012. He joins Dan Marino (6), Brett Favre (6), Drew Brees (7) and Peyton Manning (12) as the only players to have at least five seasons with 4,000 passing yards.

All-time 4,000-yard passing seasons

- 12 Peyton Manning
- 7 Drew Brees
- 6 Dan Marino
- 6 Brett Favre
- 5 Tom Brady**
- 4 Warren Moon
- 4 Philip Rivers
- 4 Tony Romo

BRADY IS TIED FOR SECOND WITH MOST GAMES WITH 3 TDS AND NO INTERCEPTIONS

Player	Most Games with 3+ TD Passes and 0 Int.
Peyton Manning	39
Tom Brady	36
Brett Favre	36
Drew Brees	27
Dan Marino	18
Fran Tarkenton	18

BRADY SETS NFL RECORD WITH AT LEAST TWO TOUCHDOWNS AND NO INTERCEPTIONS

Tom Brady set an NFL record by throwing at least two touchdowns without an interception in each of the final nine games of the 2010 season. Brady passed Don Meredith's previous record of six straight games with two or more touchdowns and no interceptions (1965-66).

BRADY NOW HAS 9 GAMES WITH 300 YARDS, 4 TDS AND 0 INTERCEPTIONS

Tom Brady had his ninth NFL game with 300 yards, four touchdowns and no interceptions against St. Louis (10/28/12) to tie the NFL record with Drew Brees. Brees has since added another to take the NFL with 10 such games.

BRADY IN 8th FOR MOST PASS COMPLETIONS

Tom Brady (3,827) is 8th on the NFL's all-time list for completions and needs 13 more to move past Drew Bledsoe (3,839) into 7th place. Warren Moon is in 6th place with 3,988 pass completions.



BRADY'S SEASON NOTES

BRADY REACHES 5,000 YARDS IN 2011

Brady set a franchise record with 5,235 passing yards in 2011 and joined Drew Brees (5,177 in 2012, 5,476 in 2011 and 5,069 in 2008), Dan Marino (5,084 in 1984) and Matthew Stafford (5,038 in 2011) as the only players in NFL history to reach 5,000 passing yards in a single season.

Most Passing Yards in a season

5,476	Drew Brees, New Orleans in 2011
5,235	Tom Brady, Patriots in 2011
5,177	Drew Brees, New Orleans in 2012
5,084	Dan Marino, Miami in 1984
5,069	Drew Brees, New Orleans in 2008
5,038	Matthew Stafford, Detroit in 2011

NFL RECORD FOR MOST PASSING YARDS PER GAME/SEASON

Player	Team	Year	Yards/Game
Drew Brees	New Orleans	2011	342.3
Tom Brady	Patriots	2011	327.2

BRADY HAD CAREER HIGH WITH 4 RUSHING TDS IN 2012

Brady scored his career-high fourth rushing touchdown of the 2012 season vs. San Francisco (12/16/12). His previous best was in 2011 when he had three rushing touchdowns. He enters the 2013 season with 14 career rushing touchdowns.

BRADY THREW AT LEAST ONE TOUCHDOWN PASS IN ALL 16 GAMES IN 2012 FOR THE THIRD STRAIGHT SEASON

Since the NFL went to a 16-game season in 1978, Tom Brady is the only quarterback to have thrown for at least one touchdown pass in each game for three consecutive seasons. Since the NFL went to a 16-game season, only eight quarterbacks have thrown for at least one touchdown pass in each game. Brady and Peyton Manning were the only quarterbacks to do so in 2012.

QBS WITH A LEAST ONE TD PASS IN ALL 16 GAMES IN A SEASON

Tom Brady (New England)	2010, 2011, 2012
Drew Brees (New Orleans)	2010, 2011
Peyton Manning (Denver)	2012
Daunte Culpepper (Minnesota)	2004
Brett Favre (Green Bay)	2003
Kurt Warner (St. Louis)	1999
Dan Marino (Miami)	1984, 1986
Dave Krieg (Seattle)	1984

*16-game schedule was instituted in 1978

BRADY IS ONE OF FOUR NFL QUARTERBACKS WITH AT LEAST TWO SEASONS OF 400 COMPLETIONS

Tom Brady completed 401 passes in 2011 and 2012 to become one of four NFL quarterbacks to have completed at least 400 passes in at least two seasons.

Player 400-COMPLETION SEASONS

Drew Brees	5 – 2007, 2008, 2010, 2011 and 2012
Tom Brady	2 – 2011 and 2012
Peyton Manning	2 – 2010 and 2012
Matthew Stafford	2 – 2011 and 2012



TOM BRADY NEWS & NOTES



BRADY'S GAME NOTES

BRADY SETS FRANCHISE RECORD WITH 517 PASSING YARDS

Brady set a franchise record with 517 passing yards in the 2011 season-opener at Miami (9/12/11). The previous high was 426 yards by Drew Bledsoe vs. Minnesota on Nov. 13, 1994. Brady's previous best was 410 passing yards vs. Kansas City on Sept. 22, 2002. Brady is one of 14 NFL quarterbacks to throw for 500 yards or more. His 517 yards are the seventh highest in NFL history.

PLAYER	TEAM	500 YARD GAME
Norm Van Brocklin	LA Rams	554 yards in 1951
Matt Schaub	Houston	527 yards in 2012
Warren Moon	Houston Oilers	527 yards in 1990
Boomer Esiason	Arizona	522 yards in 1996
Dan Marino	Miami	521 yards in 1988
Matthew Stafford	Detroit	520 yards in 2011
Tom Brady	Patriots	517 yards in 2011

BRADY HAD 423 YARDS AS A FOLLOW-UP TO HIS 517 YARD PERFORMANCE IN MIAMI IN 2011

In the 2011 season opener in Miami (9/12/11), Brady threw for 517 yards. In Week 2 against San Diego (9/18/11), Brady became the first 500-yard passer to follow up his 500-yard performance by throwing for 400 or more yards. Before Brady's performance against the Chargers, only Drew Brees (2006) had followed-up a 500-yard game with 300 or more passing yards.

BRADY IS ONE OF SEVEN TO THROW FOR CONSECUTIVE 400-YARD GAMES

Brady is one of just seven NFL quarterbacks to have back-to-back games with 400 or more passing yards.

NFL RECORD FOR MOST CONSECUTIVE GAMES WITH 400 OR MORE YARDS PASSING

2 Tom Brady, 2011 (517, 423)

- 2 Cam Newton, Carolina, 2011 (422, 432)
- 2 Matt Cassel, Patriots, 2008 (400, 415)
- 2 Billy Volek, Tennessee, 2004 (426, 492)
- 2 Phil Simms, NY Giants, 1985 (432, 513)
- 2 Dan Marino, Miami, 1984 (470, 404)
- 2 Dan Fouts, San Diego, 1982 (444, 435)

BRADY'S 443 YARDS AGAINST SF IN 2012 ARE SECOND HIGHEST OF HIS CAREER

Tom Brady threw for 443 yards vs. San Francisco (12/16/12), marking the second highest single-game yardage total of his career. The game marked the fourth time in Brady's career that he has eclipsed the 400-yard mark.

MOST PASSING YARDS IN A GAME IN PATRIOTS HISTORY

Player	Date	Opp	Att	Cmp	Yds	TD	Int
Tom Brady	9/12/11	MIA	48	32	517	4	1
Tom Brady	12/16/12	SF	65	36	443	1	2
Drew Bledsoe	11/13/94	MIN	70	45	426	3	0
Drew Bledsoe	11/23/98	MIA	54	28	423	2	2
Tom Brady	9/18/11	SD	40	31	423	3	0

BRADY TIED NFL RECORD WITH THREE STRAIGHT GAMES WITH 30 COMPLETIONS IN 2011

Brady tied an NFL record with three straight games with 30 completions after completing 32 at Miami (9/12/11), 31 vs. San Diego (9/18/11) and 30 at Buffalo (9/25). He shares the record with Drew Brees (2011), Steve Young (1995), Rich Gannon (2002), Kurt Warner (2008) and Peyton Manning (2010). The most 30 completion games Brady has had in a season is five in 2007.

BRADY'S 65 PASS ATTEMPTS AGAINST SF ARE A CAREER-HIGH

Tom Brady's 65 passing attempts vs. San Francisco (12/16/12) are a career high, topping his 58 pass attempts at Seattle on Oct. 14, 2012. Brady's 65 attempts are the most in franchise history in a non-overtime game and are the second most in team history in any game, trailing only Drew Bledsoe's 70 attempts in an overtime win vs. Minnesota on Nov. 13, 1994. Brady's 65 pass attempts are the seventh most in NFL history and the most since Brian Griese had 67 for Tampa Bay at Chicago on Sept. 21, 2008 in overtime. It is the most in a non-overtime NFL game since Dec. 24, 2000 when the Jets Vinny Testaverde attempted 69 passes at Baltimore.

MOST PASSING ATTEMPTS IN A GAME IN PATRIOTS HISTORY

Player	Date	Opp	Att	Cmp	Yds	TD	Int
Drew Bledsoe	11/13/94	Min	70	45	426	3	0*
Tom Brady	12/16/12	SF	65	36	443	1	2
Drew Bledsoe	12/16/95	Pit	60	39	336	3	1
Steve Grogan	11/12/89	NO	59	27	283	1	1
Tom Brady	10/14/12	Sea	58	36	395	2	2

*Overtime

BRADY HAS LED THE PATRIOTS TO FIVE 50-POINT GAMES

Brady and the Patriots knocked off Indianapolis 59-24 on Nov. 18, 2012. The game marked the fifth time that New England scored at least 50 points in a game started by Brady, the second-most 50-point games by a starting QB in NFL history (Pro Football Hall of Famer Len Dawson has six.)

Date	Opponent	Score
10/28/07	vs. Washington	52-7
11/18/07	at Buffalo	56-10
10/18/09	vs. Tennessee	59-0
9/30/12	at Buffalo	52-28
11/18/12	vs. Indianapolis	59-24

BRADY HAS THROWN TWO 50-YARD PASSES IN THE SAME GAME SEVEN TIMES

Brady has thrown at least two 50-yard passes in the same game seven times in his career after completing an 83-yard touchdown pass to Shane Vereen and a 56-yard touchdown pass to Julian Edelman at the Jets on Nov. 22, 2012. His career best was when he had a 58-yard touchdown, a 58-yard pass and an 81-yard touchdown at Miami on Dec. 6, 2009.

BRADY'S GAMES WITH AT LEAST TWO 50-YARD PASSES

- 10/9/05 @ Atlanta
 - 55t (3Q) Bethel Johnson
 - 51 (1Q) Deion Branch
- 1/14/06 @ Denver *AFC Divisional Playoff Round
 - 73 (4Q) Deion Branch
 - 51 (2Q) Andre' Davis
- 12/31/06 @ Tennessee
 - 62t (3Q) Reche Caldwell
 - 52 (1Q) Corey Dillon
- 12/9/07 vs. Pittsburgh
 - 63t (2Q) Randy Moss
 - 56t (3Q) Jabar Gaffney >Flea-flicker w/R. Moss
- 11/15/09 @ Indianapolis
 - 63t (2Q) Randy Moss
 - 55 (1Q) Randy Moss
- 12/06/09 @Miami
 - 58t (1Q) Randy Moss
 - 58 (2Q) Wes Welker
 - 81t (3Q) Sam Aiken
- 11/22/12 @NY Jets
 - 83t (2Q) Shane Vereen
 - 56t (2Q) Julian Edelman



PATRIOTS OFFENSIVE NOTES

QUARTERBACK CLASS OF 2000

Tom Brady was the seventh quarterback selected in the 2000 NFL Draft. The Patriots selected him in the sixth round with the 199th overall pick.

Quarterbacks taken in the 2000 NFL Draft

Rd	Pick	Player	Taken By
1	18	Chad Pennington	NY Jets
3	65	Giovanni Carmazzi	San Francisco
3	75	Chris Redman	Baltimore
5	163	Tee Martin	Pittsburgh
6	168	Marc Bulger	New Orleans
6	183	Spergon Wynn	Cleveland
6	199	Tom Brady	New England



WR DANNY AMENDOLA

DANNY AMENDOLA ON WEARING TROY BROWN'S JERSEY #80

When Danny Amendola joined the Patriots in the offseason, he was assigned jersey #80, the same number worn by Patriots' Hall of Fame member Troy Brown, who finished his career as the team's all-time leading receiver and is still the team's all-time leading punt returner.

Said Amendola on wearing Brown's jersey #80: "I talked to (Troy Brown) a little bit before I came here to camp," Amendola said. "I told him he's one of the greatest ever, and it's an honor to wear No. 80. I'm going to try to represent it the best I can."



RB BRANDON BOLDEN

BOLDEN HAS FIRST 100-YARD DAY AND FINISHES WITH AN 8.6-YARD AVERAGE

Rookie RB Brandon Bolden finished with 16 carries for 137 yards and an 8.6-yard average at Buffalo (9/30/12) with runs of 20 and 27 yards. His 8.6-yard average is tied for the third highest ever in a single game for the Patriots among running backs with at least 15 rushing attempts. He earned the FedEx Ground Player of the Week for his performance.

BOLDEN HAS FIRST 100-YARD DAY AND FINISHES WITH AN 8.6-YARD AVERAGE (continued)

Highest Rushing Average/Single Game
(min. 15 rushing attempts)

Player	Average
Curtis Martin	9.6 (17-164 vs. Washington, Oct. 13, 1996)
Tony Collins	9.2 (23-212 vs. N.Y. Jets, Sept. 18, 1983)
Sammy Morris	8.6 (16-138 vs. Denver, Oct. 20, 2008)
Jim Nance	8.6 (17-146 at Houston, Dec. 11, 1966)
Brandon Bolden	8.6 (16-137 at Buffalo, Sept. 30, 2012)
Stevan Ridley	8.5 (15-127 at St. Louis, Oct. 28, 2012)

FOOTBALL RUNS IN BOLDEN'S FAMILY

Bolden's grandfather, Frank Pitts, played 10 years in the NFL (1965-74) as a receiver for Kansas City, Cleveland and Oakland. He was with Kansas City for two Super Bowls, losing Super Bowl I and winning Super Bowl IV. Said Bolden about his grandfather, "I remember being 6 years old, him popping in a highlight film of Super Bowl I and IV. I've seen that tape at least 500 times."



OL DAN CONNOLLY

DAN CONNOLLY HAS THE LONGEST KICKOFF RETURN EVER BY AN OFFENSIVE LINEMAN

Dan Connolly was named AFC Special Teams Player of the Week after he returned a kickoff 71 yards to the 4-yard line in the second quarter of the Patriots win vs. Green Bay on Dec. 19, 2010. According to the Elias Sports Bureau, it is the longest kickoff return by an offensive lineman in NFL history. The run by Connolly topped the 48-yard touchdown return by Atlanta's Mal Snyder in 1969. Previously, the longest kickoff return for a Patriots offensive lineman was a 27-yard return by G Stephen Neal on Nov. 30, 2008 vs. Pittsburgh. Connolly's previous best was a 16-yard return vs. Miami on Nov. 8, 2009.



WR JULIAN EDELMAN

JULIAN EDELMAN SETS FRANCHISE RECORD WITH A 94-YARD PUNT RETURN FOR A TOUCHDOWN

WR Julian Edelman set a franchise record with a 94-yard punt return for a touchdown in the second quarter vs. Miami (01/02/11). The previous longest punt return was an 89-yard touchdown return by Mike Haynes vs. Buffalo on Nov. 7, 1976. Edelman returned his second career punt for a touchdown vs. Kansas City on Nov. 21, 2011 with a 72-yard return. He was named AFC Special Teams Player of the Week for his performance against Kansas City. He scored his third punt return for a touchdown with a 68-yarder vs. Indianapolis (11/18/12) to tie a franchise record.

Most Punt Return Touchdowns/Patriots Career

3 Julian Edelman

3 Troy Brown

3 Irving Fryar

2 Mike Haynes

EDELMAN SETS PATRIOTS RECORD FOR BEST PUNT RETURN AVERAGE IN A SEASON

Edelman has the two best punt return averages in a single season in New England history with a 15.3-yard punt return average in 2010 and a 15.5-yard punt return average in 2012. The previous best was a 14.8 punt return average by Mack Herron in 1974. In 2010, Edelman led the AFC and finished second in the NFL with a 15.3 punt return average. Chicago's Devin Hester led the NFL with a 17.1-yard average.

Patriots Best Punt Return Average/Season

(min. 15 returns)

Player	PR Avg.	Year
Julian Edelman	15.5	2012
Julian Edelman	15.3	2010
Mack Herron	14.8	1974
Troy Brown	14.2	2001



PATRIOTS OFFENSIVE NOTES

EDELMAN HAS HIGHEST PUNT RETURN AVERAGE IN TEAM HISTORY AND NFL HISTORY

Edelman has returned 75 punts for 975 yards during his Patriots' career and is first in team history and NFL history with a 13.0 average.

Edelman entered the season-opener at Buffalo (09/08/13) with 72 career punt returns and needed to three more to reach 75 punt returns and qualify for the NFL all-time lead. He returned punts of 16, 14 and 2 yards to set the NFL mark.

HIGHEST PUNT RETURN AVERAGE, PATRIOTS CAREER (20 Returns)

Player	Punt Rt Avg.	Year
Julian Edelman	13.0	2009-13(75-975)
Mack Herron	12.0	1973-75 (74-888)
Carl Garrett	11.3	1969-72 (43-487)
Wes Welker	10.4	2007-12 (114-1,185)

HIGHEST PUNT RETURN AVERAGE IN THE NFL (75 Returns)

Player	Punt Rt Avg.	Year
Julian Edelman (NE)	13.0 (75-975)	(2009-present)
George McAfee (Chicago)	12.8 (112-1,431)	(1940-41, 1945-150)
Jack Christiansen (Detroit)	12.7 (85-1,084)	(1951-58)
Claude Gibson (SD, OAK)	12.5 (110-1,381)	(1961-65)
Bill Dudley (PITT, DEN, WAS)	12.2 (124-1,515)	(1942-53)
Rick Upchurch (DEN)	12.1 (248-3,008)	(1975-83)
Devin Hester (Chicago)	12.0 (248-2,986)	(2006-present)

EDELMAN ONE OF JUST SEVEN NFL PLAYERS WITH A PUNT RETURN AVERAGE OF 12.0 OR MORE

Edelman is one of just seven NFL players to have a punt return average of 12.0 or more.

EDELMAN IS FIRST PATRIOTS PLAYER WITH TWO PUNT RETURNS OF 40 YARDS IN THE SAME GAME

Edelman had a 68-yard punt that he returned for a touchdown and a 49-yard return vs. Indianapolis (11/18/12). He is the first player in team history with two punt returns of 40 or more yards in the same game. Troy Brown came close in 2000 when he had returns of 39 and 66 against Tampa Bay.

EDELMAN'S 47-YARD RUN IS THE LONGEST RUN BY A PATS WIDE RECEIVER

Edelman had a 47-yard run in the fourth quarter vs. Indianapolis (11/18/12). It was the longest run from scrimmage for the Patriots in 2012, topping Steven Ridley's 41-yard run against St. Louis in London on Oct. 28. It is the longest run ever by a Patriots receiver, topping Troy Brown's 35-yard run vs. Tampa Bay on Sept. 3, 2000. It is the longest run by a Patriots player since Sammy Morris had a 55-yard run on Dec. 27, 2009 vs. Jacksonville.

EDELMAN GOES FROM STANDOUT QB TO WR

Edelman began his college football career with a year at the College of San Mateo (Calif.) before transferring to Kent State where as a senior he completed 56% of his passes (153 of 275 passes for 1,820 yards) with 13 touchdowns. He was also the leading rusher, gaining 1,551 yards on 215 attempts (an average of 7.5 yards per carry) and scoring 13 touchdowns. His offensive numbers broke Kent State's single-season record for total offense set by Joshua Cribbs in 2003. Said head coach Bill Belichick on the versatility of Edelman: "He played the quarterback position in college at Kent State and all the positions really that he's played in the NFL – covering kicks, returning kicks, slot receiver, outside receiver, slot defender – he didn't do any of those things in college. I think that really speaks to his versatility and how much he's grown as a player and how many things he's learned how to do that he really didn't have much experience with in college. I'd say that's pretty unusual, especially to be as competent in them as he is."



TE ROB GRONKOWSKI

GRONKOWSKI SETS NFL RECORD FOR RECEIVING YARDS BY A TIGHT END

Rob Gronkowski finished the 2011 season with 1,327 receiving yards, surpassing San Diego's Kellen Winslow's 1980 record of 1,290 receiving yards for most receiving yards in a season by a tight end. New Orleans' Jimmy Graham also broke Winslow's old record, but finished with 1,310 receiving yards, 17 shy of Gronkowski's new record.



Most Receiving Yards by Tight End in the NFL

Player	Yards	Year
Rob Gronkowski	1,327	2011
Jimmy Graham (NO)	1,310	2011
Kellen Winslow (SD)	1,290	1980
Tony Gonzalez (KC)	1,258	2004
Todd Christensen (Raiders)	1,247	1983
Jackie Smith (STL)	1,205	1967
Tony Gonzalez (KC)	1,203	2000
Pete Retzlaff (PHI)	1,190	1965
Ben Coates (NE)	1,174	1994

Most Receiving Yards by a Patriots Tight End

Player	Yards	Year
Rob Gronkowski	1,327	2011
Ben Coates	1,174	1994
Ben Coates	915	1995
Aaron Hernandez	910	2011
Marv Cook	808	1991
Don Hasselbeck	808	1981

Most Receptions by a Patriots Tight End

Player	Rec.	Year
Ben Coates	96	1994
Rob Gronkowski	90	2011
Ben Coates	84	1995
Marv Cook	82	1991
Aaron Hernandez	79	2011

GRONKOWSKI SETS NFL MARK FOR TOUCHDOWNS BY A TIGHT END IN A SEASON

Gronkowski set an NFL record for most touchdowns by a tight end with 18 overall touchdowns (17 receiving and 1 rushing). Gronkowski passed the old mark of 13 receiving touchdowns by Vernon Davis (SF in 2009) and Antonio Gates (SD in 2004). In addition to his 17 touchdown receptions, Gronkowski scored on a lateral in the third quarter vs. Indianapolis (12/4/11), credited as his first career rushing play.

MOST TOTAL TDs BY A TIGHT END IN A SINGLE NFL SEASON

18	Rob Gronkowski	NE	2011	(17 pass, 1 rush)
13	Vernon Davis	SF	2009	(13 pass)
13	Antonio Gates	SD	2004	(13 pass)

MOST TD RECEPTIONS BY A TIGHT END IN A SINGLE NFL SEASON

17	Rob Gronkowski	NE	2011
13	Vernon Davis	SF	2009
13	Antonio Gates	SD	2004



PATRIOTS OFFENSIVE NOTES

GRONKOWSKI SECOND PATRIOTS TIGHT END TO REACH 1,000 YARDS

Gronkowski became the second tight end in New England Patriots history to go over 1,000 receiving yards in 2011. He broke TE Ben Coates (1,174 yards in 1994) franchise record en route to his NFL tight end receiving record of 1,327 yards.

GRONKOWSKI BECOMES FIRST PATRIOTS TIGHT END TO RECORD A RUSHING TOUCHDOWN

Gronkowski scored a 2-yard touchdown on a lateral from Tom Brady in the third quarter vs. Indianapolis (12/4/11), becoming the first tight end in Patriots history to score a rushing touchdown. Gronkowski is the first NFL tight end to score a rushing touchdown since Tennessee's Bo Scaife had a 31-yard scoring run against Baltimore on Nov. 12, 2006. He is the first tight end since the 1970 merger to have two receiving touchdowns and a rushing touchdown in the same game.

LED AFC IN SCORING IN 2011; FIRST TIME THAT A TE HAS LED A CONFERENCE IN SCORING

Gronkowski led the AFC in scoring among non-kickers with 108 points in 2011 and finished second in the NFL to Philadelphia's LeSean McCoy, who had 120 points. It is the first time in NFL history that a tight end has led his conference in scoring and the first time a tight end has led the NFL in touchdown receptions (17).

GRONKOWSKI HAS THREE STRAIGHT 10-TD SEASONS

Gronkowski has three straight 10 touchdown seasons (10 in 2010, 18 in 2011 and 11 in 2012). Gronkowski joins Randy Moss (2007, 2008 and 2009) and Corey Dillon (2004, 2005, 2006) as the only Patriots with three straight 10-plus touchdown seasons and three 10-plus touchdown seasons overall.

CONSECUTIVE 10-PLUS TD SEASONS / PATRIOTS HISTORY

3 Rob Gronkowski - 2010, 2011, 2012

3 Randy Moss - 2007, 2008, 2009

3 Corey Dillon - 2004, 2005, 2006

2 BenJarvus Green-Ellis - 2010, 2011

2 Curtis Martin - 1995, 1996

MOST 10-PLUS TOUCHDOWN SEASONS / PATRIOTS HISTORY

3 Rob Gronkowski - 2001, 2011, 2012

3 Randy Moss - 2007, 2008, 2009

3 Corey Dillon - 2004, 2005, 2006

2 BenJarvus Green-Ellis - 2010, 2011

2 Curtis Martin - 1995, 1996

2 Stanley Morgan - 1979, 1986

GRONKOWSKI IS FIRST TIGHT END WITH THREE STRAIGHT 10-PLUS TOUCHDOWN SEASONS

Gronkowski had 11 touchdowns in 2012 and is the first tight end in NFL history to have three straight 10-plus touchdown seasons.

CONSECUTIVE 10-PLUS TD SEASON BY A TE/NFL HISTORY

Rob Gronkowski 10 in 2010, 18 in 2011, 11 in 2012

Antonio Gates 13 in 2004 and 10 in 2005

GRONKOWSKI IS SECOND IN NFL HISTORY TO RUSH FOR A TD, CATCH A TD, RECORD A TACKLE AND RETURN A KICKOFF IN THE SAME SEASON

In 2011, Gronkowski became the second tight end in NFL history to rush for a touchdown, catch a touchdown, record a tackle and return a kickoff in the same season. Bo Scaife was the first to accomplish the feat in 2006 with Tennessee.

GRONKOWSKI REACHED 20 TDS IN FEWEST GAMES AMONG TEs IN NFL HISTORY

Gronkowski reached the 20-touchdown mark in just 26 career games, the fewest games among tight ends in NFL history.

TEs TO REACH 20 TD REC. IN THE FEWEST GAMES

Player	Team	Games to 20 TD catches
Rob Gronkowski	Patriots	26
Mike Ditka	Chicago	31
Kellen Winslow	San Diego	35
Antonio Gates	San Diego	37

GRONKOWSKI IS SECOND ON PATRIOTS LIST FOR TOUCHDOWNS BY A TIGHT END

Most Receiving Touchdowns by a Patriots Tight End

Player	TD	Years
Ben Coates	50	1991-99
Rob Gronkowski	38	2010-Present
Russ Francis	28	1975-80, 87-88
Ben Watson	20	2004-09

MOST TD CATCHES BY A PATS TIGHT END

MOST TD CATCHES IN A SEASON BY A PATRIOTS TE

Player	Year	Rec	Yds	Avg	Lg	TD
Rob Gronkowski	2011	90	1327	14.7	52t	17
Rob Gronkowski	2010	42	546	13	28	10
Ben Coates	1996	62	682	11	84t	9

Gronkowski finished the 2011 season with 90 receptions, posting the 13th season with 90 or more receptions by a tight end. New Orleans' Jimmy Graham (99) also eclipsed the 90-reception plateau in 2011.

GRONKOWSKI'S 18 OVERALL TDS ARE SECOND MOST BY A PATRIOT IN A SEASON

Gronkowski finished the 2011 season with 18 overall touchdowns (17 receiving, 1 rushing). His 18 overall touchdowns passed Curtis Martin (17 overall in 1996) for the second highest single-season total in Patriots history. Randy Moss had a franchise record 23 total touchdowns in 2007.

PATRIOTS RECORD BOOK / MOST TOUCHDOWNS IN A SEASON

Player	Season	TDs
Randy Moss	2007	23
Rob Gronkowski	2011	18
Curtis Martin	1996	17

GRONKOWSKI'S 38 TDS RECEPTIONS ARE THIRD MOST IN FIRST THREE NFL SEASONS

Most Touchdown Catches First Three NFL seasons

No.	Player
43	Randy Moss (Minnesota - 17, 11 and 15)
40	Jerry Rice (SF -3, 15 and 22)
38	Rob Gronkowski (10, 17 and 11)

Gronkowski has 38 touchdown receptions and 39 touchdowns overall in his first 43 NFL games since entering the NFL in 2010. The NFL record for most overall touchdowns in a player's first three NFL seasons is 47 by Barry Sanders (43 rushing and 4 receiving) and the record for most touchdown receptions in a player's first three NFL seasons is 43 by Randy Moss.

GRONKOWSKI COULD BECOME THE FASTEST TO 40 TOUCHDOWNS

Gronkowski enters the 2013 season with 38 touchdown receptions in 43 regular season NFL games and has an opportunity to become the fastest to 40 touchdown receptions.

FASTEST TO 40 TOUCHDOWNS RECEIVING/ TIGHT END

Player	Games to 40 touchdown receptions
Antonio Gates (SD)	71 Games
Jerry Smith (WAS)	76 Games
Kellen Winslow SR. (SD)	92 Games
Dallas Clark (IND)	96 Games
Tony Gonzalez (KC)	101 Games



PATRIOTS OFFENSIVE NOTES

GRONKOWSKI NEEDS 16 TDs FOR MOST TD CATCHES THROUGH FIRST FOUR YEARS

Most Touchdown Catches, First Four NFL seasons

No.	Player
53	Randy Moss (Minnesota – 17, 11, 15, 10)
49	Jerry Rice (SF -3, 15, 22, 9)
45	Bob Hayes (DAL - 12, 13, 10, 10)
41	Lance Alworth (SD – 3, 11, 13, 14)
38	Rob Gronkowski (10, 17, 11, ??)

GRONKOWSKI: NFL TIGHT END RECORD OF SEVEN GAMES OF TWO OR MORE TDs IN 2011

Gronkowski's seven games with two or more touchdowns in 2011 are an NFL record for a tight end. Antonio Gates (San Diego in 2004) and Jerry Smith (Washington in 1967) each had four two-touchdown games. The NFL record for most two-plus touchdown reception games in a season is eight by Randy Moss with the Patriots in 2007. Gronkowski's is tied with Cris Carter (1995) and Jerry Rice (1987) for the second most games with two or more touchdowns in a single season. Gronkowski has 12 such games in his NFL career, including three in 2012.

MOST GAMES WITH 2+ TD RECEPTIONS/SEASON

8	Randy Moss (Patriots)	2007
7	Rob Gronkowski (Patriots)	2011
7	Cris Carter (Minnesota)	1995
7	Jerry Rice (San Francisco)	1987

GRONKOWSKI LEADS ALL NFL PLAYERS WITH 38 TOUCHDOWN RECEPTIONS SINCE 2010

Gronkowski's 38 touchdown receptions since the start of the 2010 season are the most among all NFL players during that span. Gronkowski's 39 overall touchdowns since 2010 are tied with Adrian Peterson for second, behind Arian Foster's 47 touchdowns.

Most Touchdowns Receptions by a Tight End Since 2010

Player	Touchdowns
Rob Gronkowski	38
Jimmy Graham	25
Antonio Gates	24
Tony Gonzalez	21
Vernon Davis	18
Aaron Hernandez	18

Most Touchdown Receptions Since 2010

Player	Touchdowns
Rob Gronkowski	38
Calvin Johnson	33

GRONKOWSKI SETS TEAM MARK WITH A TD REC. IN SIX STRAIGHT GAMES

Gronkowski set a franchise record with a touchdown reception in six straight games in 2011. The Patriots record for most consecutive games with at least one touchdown overall is seven by Curtis Martin.

GRONKOWSKI HAS 9 CAREER 100-YARD GAMES

Gronkowski registered his ninth career 100-yard game and his third of the 2012 season after finishing with 137 yards on seven receptions vs. Indianapolis (11/18/12). In 2011, Gronkowski tied a team mark for a tight end with five 100-yard games. Ben Coates had five 100-yard games in 1994. Gronkowski needs one more 100-yard game to break tie with Ben Coates (9) for the most in team history for a tight end.

Most 100-yard Games by a Patriots Tight End

Player	100-Yard Games
Rob Gronkowski	9
Ben Coates	9

ALL IN THE FAMILY

Gronkowski grew up playing football against his brothers in the backyard. Two of his brothers have NFL playing experience. Dan Gronkowski, finished the 2011 season with Cleveland after spending part of the season with the Patriots. He also spent time with Detroit (2009) and Denver (2010). Chris is currently with San Diego after spending 2012 with Denver, 2010 with Dallas and 2011 with Indianapolis. The Gronkowskis are among 23 different sets of three brothers to have played in the NFL and join nine other families with at least three brothers in the NFL playing at the same time. (Dan is currently out of the NFL).

Family	Brothers	Yr. in NFL at Same Time
Gronkowski	Rob, Dan, Chris	2010- 2011
Baldinger	Brian, Gary, Rich	1986-88, 90-92
Browner	Joey, Keith, Ross	1984-87
Olsen	Merlin, Phil, Orrin	1976
Saul	Rich, Bill, Ron	1970
Richardson	Gloster, Tom, Willie	1969
Rooney	Bill, Cobb, Joe	1924-27
Kinderdine	Hobby, Shine, Walt	1924
Nesser	Al, Frank, Fred, John, Phil, Ted	1921

GRONKOWSKI IS ONE OF FIVE NFL TIGHT ENDS WITH 90-PLUS RECEPTIONS, 1000-PLUS YARDS AND 10-PLUS TOUCHDOWNS IN A SINGLE SEASON

In 2011, Rob Gronkowski joined Dallas Clark, Jimmy Graham, Tony Gonzalez and Todd Christiansen, as the only tight ends in NFL history with 90-plus receptions, 1,000-plus yards and 10-plus touchdown receptions in a single season.

TIGHT ENDS WITH 90-PLUS RECEPTIONS, 1000-PLUS YARDS AND 10-PLUS TOUCHDOWNS IN A SEASON

Player	Rec.	Yards	TDs	Year
Rob Gronkowski (NE)	90	1,327	17	2011
Jimmy Graham (NO)	99	1,310	11	2011
Dallas Clark (IND)	100	1,106	10	2009
Tony Gonzalez (KC)	96	1,058	10	2008
Todd Christiansen (LAR)	92	1,247	12	1983



G LOGAN MANKINS

MANKINS GOT A UNIQUE RIDE TO THE 2011 AFC CHAMPIONSHIP GAME

Logan Mankins' car wouldn't start when he was leaving the team hotel to head to last season's AFC Championship Game (01/22/12). He went back into the hotel lobby with plans to call a car service for help, but he ran into fans dressed in Patriots apparel and asked if they were going to the game and if they could give him a ride. The fans planned on parking at their usual spot across from the stadium but Mankins was able to return the favor of a ride for premium parking right next to the stadium.





PATRIOTS OFFENSIVE NOTES



RB STEVAN RIDLEY

STEVAN RIDLEY GOES OVER 1,000 YARDS RUSHING IN 2012

Stevan Ridley reached 1,000 yards in 2012 to give New England its 15th 1,000-yard rushing season. He is the 12th Patriots player to reach 1,000 yards and his 1,263 yards was the fourth-most in franchise history.

PATRIOTS WITH 1,000 YARDS RUSHING IN A SEASON

Player	Yards	Year
Stevan Ridley	1,263	2012
BenJarvus Green-Ellis	1,008	2010
Corey Dillon	1,635	2004
Antowain Smith	1,157	2001
Robert Edwards	1,115	1998
Curtis Martin	1,160	1997
Curtis Martin	1,152	1996
Curtis Martin	1,487	1995
Leonard Russell	1,088	1993
John Stephens	1,168	1988
Craig James	1,227	1985
Tony Collins	1,049	1983
Sam Cunningham	1,015	1977
Jim Nance	1,216	1967
Jim Nance	1,458	1966

RIDLEY GOING STRONG

Stevan Ridley became the fifth Patriots player to reach 1,200 yards and his 1,263 yards in 2012 are the fourth best in franchise history.

MOST YARDS RUSHING/SINGLE SEASON

Player	Season	Yds
Corey Dillon	2004	1,635
Curtis Martin	1995	1,487
Jim Nance	1966	1,458
Stevan Ridley	2012	1,263
Craig James	1985	1,227

RIDLEY REACHES 12 TDS IN 2012

Stevan Ridley scored 12 rushing TDs in 2012. It is the 13th time in Patriots history that a running back has finished a season with 10 or more touchdowns rushing. Ridley (12) and TE Rob Gronkowski (11) both had 10-plus touchdowns on the year. It is the third straight season and fifth time in team history that the Patriots have had two players finish with 10 or more touchdowns in a season. In 2011, RB BenJarvus Green-Ellis (11) and Rob Gronkowski (18) had 10 touchdown seasons. In 2010, Gronkowski (10) and Green-Ellis (13) had 10 touchdown seasons. In 1974, Mack Herron had 12 touchdowns (7 rushing, 5 receiving) and Sam Cunningham had 11 (9 rushing, 2 receiving). In 1976, Steve Grogan had 12 touchdowns (12 rushing) and Andy Johnson had 10 touchdowns (6 rushing, 4 receiving).

STEVAN RIDLEY LED TEAM WITH 12 TOUCHDOWNS

Ridley finished tied for third in the NFL with 12 rushing touchdowns in 2012. The 12 rushing touchdowns are tied with Corey Dillon (2005 and 2004), Antowain Smith (2001) and Steve Grogan (1976) for fifth all-time in team history.

MOST RUSHING TOUCHDOWNS/SEASON IN PATRIOTS HISTORY

14	Curtis Martin, 1996
14	Curtis Martin, 1995
13	BenJarvus Green-Ellis, 2010
13	Corey Dillon, 2006
12	Stevan Ridley, 2012
12	Corey Dillon, 2005
12	Corey Dillon, 2004
12	Antowain Smith, 2001
12	Steve Grogan, 1976

STEVAN RIDLEY HAD FOUR 100-YARD RUSHING DAYS IN 2012

Stevan Ridley had his first career 100-yard day in the 2012 season opener at Tennessee (9/9) with 125 yards rushing on 21 carries for a 6.0-yard average. He finished with 106 yards rushing on 22 carries for a 4.8-yard average at Buffalo (9/30), a career-high 151 rushing yards vs. Denver (10/7) and then gained 127 yards on 15 carries for an 8.5-yard average at St. Louis (10/28).

RIDLEY GOES LONG

In the season opener at Tennessee (9/9/12), Ridley had five runs of 15 or more yards (17, 17, 16, 15, 15). No Patriots running back in at least the past 25 years has done that in a single game, according to the Elias Sports Bureau. Tennessee's Chris Johnson was the last NFL player to have five runs of 15 or more yards in a game (Nov. 27, 2011 vs. Tampa Bay).



T NATE SOLDER

2011 FIRST ROUND PICK NATE SOLDER

It only took a day for Nate Solder to decide to change from his lifelong position of tight end to tackle after playing his freshman year at Colorado as a tight end. "My coaches came to me and said, 'You'd be an all right tight end, but you'd be an even better tackle,'" he told the *Boston Globe*. "I've always wanted to be great, so that's why I moved to tackle." He added over 30 pounds after his redshirt freshman season and was named the team's starting left tackle. He played in 2,540 of 2,542 offensive plays over the next three seasons at Colorado and became an immediate contributor on the Patriots offensive line at right tackle as a rookie before moving to left tackle.



WR MATTHEW SLATER

MATTHEW SLATER: LIKE FATHER LIKE SON

Matthew Slater is one of nine sons of Hall of Fame members to be drafted in NFL history.

HALL OF FAME FATHERS WITH SONS DRAFTED IN THE NFL

Jackie Slater (class of 2001) – son, Matthew Slater (NE)

Bobby Bell (class of 1983) – son, Bobby Bell (NYJ)

Tony Dorsett (class of 1994) – son, Anthony Dorsett (HOU)

Bob Griese (class of 1990) – son, Brian Griese (DEN)

Russ Grimm (class of 2010) – son, Cody Grimm (TB)

Howie Long (class of 2000) – son, Chris Long (STL)

son, Kyle Long (CHI)

Don Shula (class of 1997) – son, Mike Shula (TB)

Kellen Winslow (class of 1995) – son, Kellen Winslow (CLE)

SLATER LED THE TEAM IN SPECIAL TEAMS TACKLES FOR THIRD STRAIGHT YEAR

Slater led the team with 20 special teams tackles, one behind his career-high of 21 tackles set in 2010. He has led the Patriots in special teams tackles for the past three seasons with 21 in 2010, 17 in 2011 and 20 in 2012.

SLATER EMERGED AS A TWO-TIME CAPTAIN AND TWO-TIME PRO BOWLER ON SPECIAL TEAMS

Bill Belichick recently acknowledged Matthew Slater's role as a gunner on special teams: "Matt is one of the best in the league," Belichick said. "Any time the punt return team has to double somebody, that makes it one less guy they can use somewhere else in the return. He almost always draws two guys out there unless they're in an eight-man rush. Most of the time, there's two guys out there — fourth-and-short, where they're trying to protect the box — but he draws a lot of double teams, and deservedly so. He does an outstanding job of covering punts."



PATRIOTS OFFENSIVE NOTES



OL WILL SVITEK

WILL SVITEK TAKES A HIKE TO REMEMBER

Will Svitek was born in Prague, Czechoslovakia. When he was 2, his parents took him and his three brothers out of the communist country. They left in secret with no money and only the clothes on their backs. Saying they were on a day hike, they walked 14 hours through the mountains and ended up in Austria. The family spent eight months in a refugee camp until being legalized to come to the United States. "My parents were hard-working immigrants who came here to achieve the American Dream and help their sons reach their full potential," said Svitek. "I think they instilled it in me to do everything well. I am a competitive person on the field and in the classroom and I don't think you can just turn that switch off."



T SEBASTIAN VOLLMER

SEBASTIAN VOLLMER MAKES HIS MARK

A native of Kaarst, Germany, Vollmer did not begin playing football until the age of 14 when he started playing for the Dusseldorf club team. Vollmer helped lead his German prep school team to two national football championships. His early football success landed him an appearance in the 2004 Global Junior Championships in San Diego, which led him to a scholarship at Houston. He spoke very little English when he signed with Houston, but he became fluent in the language as he developed from a 250-pound tight end into a 315-pound lineman who started his final 25 games at tackle for the Cougars. He was not invited to the NFL combine, but Vollmer's collegiate career created interest from the Patriots, who drafted him in the second round of the 2009 draft. Nicknamed "Seabass" during his playing days at Houston, it is a nickname that has carried over to the NFL.



C RYAN WENDELL

RYAN WENDELL LEADS THE NFL IN PLAY SNAP IN 2012

Ryan Wendell played a league-high 1,249 snaps in 2012 and it helped earn him a spot on the USA Today All-Joe team in 2012. Said Wendell: "I think first it says a lot about the organization, our training staff and our strength training coaches, that they do everything they can all season and all off-season and during the spring to keep us healthy throughout the whole season. I think it says more about them then it does about me individually."





PATRIOTS DEFENSIVE NOTES



CB KYLE ARRINGTON

WHAT IS IN A NUMBER

When Arrington was first making the transition from Hofstra to the NFL in 2008, he was assigned jersey No. 42. At that point in his career, he was cut by both the Eagles and Buccaneers.

When Arrington first arrived in New England as a practice squad player in 2009, he initially donned No. 27. But when No. 24 became available, a result of Jonathan Wilhite leaving in free agency after the 2010 season, Arrington pounced on it.

The reason is that it reflects how he's flipped his NFL fortunes -- from a No. 42 struggling to hang on to a No. 24 who has carved out a role on a winning team.

Arrington moved from 24 to 25 in an agreement with Adrian Wilson this past season to accommodate the veteran's desire to keep the same jersey he has worn during his 12-year NFL career.



S STEVE GREGORY

STEVE GREGORY WAS ABOUT TO ENTER THE POLICE ACADEMY UNTIL SAN DIEGO CALLED

Steve Gregory's father and stepmother are New York City police officers and both were on duty during the events of September 11, 2001. Following his college career at Syracuse, Gregory took the test to enter the police academy. He found out he passed the test on the same day that the San Diego Chargers called him to offer him a rookie free agent contract.

GREGORY SETS CAREER HIGH WITH HIS THIRD INTERCEPTION OF THE SEASON IN 2012

Steve Gregory set a single-season career-high when he intercepted Miami QB Ryan Tannehill in the first quarter for his third on the season in the season-finale on Dec. 30, 2012. The pick helped set up a 9-yard touchdown pass from Tom Brady to Wes Welker. Gregory's previous single-season high was two interceptions in 2010 when he played for San Diego.



LB DONT'A HIGHTOWER

DONT'A HIGHTOWER WEARS TEDY BRUSCHI'S JERSEY #54

As a first round draft pick, Dont'a Hightower is used to high expectations. Hightower went to training camp with jersey #45 but was switched to jersey #54 prior to the start of the regular season. Former LB Tedy Bruschi wore #54 for 13 seasons. Hightower understands the importance of the number and hopes to live up to its legacy. "I definitely feel honored to be able to wear this number," Hightower said. "I've read that Tedy didn't want it to be retired and he hoped another linebacker would come in and be able to wear this number and be able to play as well. I feel honored. Tedy was a great player, and he means a lot to this organization. I'm definitely proud to be able to wear this number."



DE CHANDLER JONES

2012 FIRST ROUND PICK CHANDLER JONES FOLLOWS IN BROTHERS' FOOTSTEPS

Chandler Jones has two brothers, Arthur, a fifth-round NFL Draft selection by the Baltimore Ravens in 2010, who was a Syracuse defensive tackle, and Jon "Bones" Jones, a UFC fighter and the reigning Lightweight Champion.

CHANDLER'S PERK OF BEING IN THE NFL

Chandler Jones was excited to get the Madden football game and play himself: "I've always put myself in Madden manually, but now that I can actually buy the game and see myself already installed in the game, it's great."

JONES HAS FIRST TWO-SACK GAME

Chandler Jones had his first NFL two-sack game at Seattle (10/14/12). He forced a fumble that was recovered by LB Rob Ninkovich on a 3-yard sack in the second quarter and had a 5-yard sack in the third quarter.

JONES HAS FORCED THREE FUMBLES ON SACKS


Jones had three forced fumbles in 2012. Jones forced a fumble on a sack at Tennessee (9/9), vs. Arizona (9/16) and at Seattle (10/14/12).



LB JEROD MAYO

MAYO OVER 100 TACKLES FOR THE FIFTH STRAIGHT YEAR

LB Jerod Mayo had 184 total tackles in 2012 and has now registered 100 or more tackles in five straight years. He is the first player in Patriots history to register 100 tackles in his first five NFL seasons, and the fourth Patriots' player with at least five straight 100-tackle seasons.



100 Tackles in at least five consecutive seasons/Patriots

6 Fred Marion (1985-1990)

5 Jerod Mayo (2008-2012)

5 Lawyer Milloy (1997-2001)

5 Vincent Brown (1991-1995)

MAYO A TACKLING MACHINE

Jerod Mayo had his fifth straight 100-tackle season and his second season with over 180 total tackles after finishing the season with 184 tackles, fifth-highest single season tackle total in franchise history. Mayo's 184 tackles are second to the 193 he had in 2010. Mayo registered at least 10 tackles in 10 games, including a season-high of 20 vs. the New York Jets (10/28/12). He matched his career-best with 10 games with 10 tackles. In 2010 he also had 10 games with 10 or more tackles.

Patriots Single Season Tackle Leaders All-Time

Year	Player	Tackles
1983	LB Clayton Weishuhn	229
1984	LB Steve Nelson	207
2010	LB Jerod Mayo	193
1980	LB Steve Nelson	186
2012	LB Jerod Mayo	184

MAYO IS NFL'S LEADING TACKLER SINCE 2010

Mayo has been the most productive tackler in the NFL since 2010, leading the NFL with 495 total tackles.

MOST TACKLES IN THE NFL SINCE 2010

Player	Tackles
Jerod Mayo	495
Chad Greenway (Minnesota)	453
London Fletcher (St. Louis)	441



PATRIOTS DEFENSIVE NOTES

MAYO TIES TEAM MARK BY LEADING TEAM IN TACKLES FOR FIFTH TIME

Jerod Mayo has led the Patriots in tackles for five straight seasons (2008-12), joining Vincent Brown and Steve Nelson as the only Patriots players to lead the team in tackles for five straight seasons.

Most years Leading the Patriots in Tackles

5 Jerod Mayo (2008, 2009, 2010, 2011, 2012)

5 Vincent Brown (1991, 1992, 1993, 1994, 1995)

5 Steve Nelson (1979, 1980, 1982, 1984, 1985)

MAYO IS A YOUNG LEADER

Jerod Mayo learned knowledge and discipline are the keys to success while spending afternoons with his three brothers under the supervision of their grandfather, Walter Johnson, a retired Air Force veteran of 30 years. While Mayo's mother worked two jobs, Johnson taught the boys discipline, responsibility and the value of life. Those lessons helped Mayo develop a work ethic and demeanor that has earned him the nickname of "Old Soul" from his teammates. His leadership skills and talent helped him become only the second Patriot to be named AFC Rookie of the Year, earning that title in 2008 to join Michael Haynes (1976).

MAYO ON WHY THE PATRIOTS HAVE SUCCESS

Mayo, who served as a defensive co-captain for New England last season, says the team's continued success is a result of the entire organization working towards one common goal.

"If you want to be a good football team, you'll never be stuck in rush-hour traffic," says Mayo. "You are the first one here and the last one to leave. I think guys really buy into that, guys that come from other teams, I think they follow the lead of the bulk of this team."



DB DEVIN MCCOURTY

DOUBLE TROUBLE: CB DEVIN MCCOURTY

After being selected by the Patriots in the first round of the 2010 NFL Draft, DB Devin McCourty became part of a select group in league history. McCourty's identical twin brother, Jason, is a cornerback with Tennessee, selected in the sixth round of the 2009 NFL Draft. The two are the 12th set of twins to play in the NFL. Devin redshirted for the 2005 season and therefore was a year behind his brother in eligibility. McCourty is the second twin to suit up for the Patriots, after CB Kato Serwanga was a member of the team from 1998-2000. His twin brother, Wasswa, played for San Francisco and Minnesota from 1999-2001. According to McCourty's mother, the two can only be told apart by tiny scars on their faces left by chickenpox. The McCourty twins are one of three active sets of twins playing in the NFL.

DOUBLE TROUBLE: CB DEVIN MCCOURTY (continued)

Current Twins Playing in the NFL

Devin (NE) and Jason McCourty (TEN)

Pat (ARI) and Paul McQuistan (SEA)

Maurkice (PIT) and Mike Pouncey (MIA)

MCCOURTY REGISTERS SECOND CAREER TWO-INTERCEPTION GAME AT BUFFALO

Devin McCourty had his second career two-interception game in the win at Buffalo on Sept. 30, 2012. He had his first interception of the 2012 season when he picked off a Ryan Fitzpatrick pass at the Buffalo 42-yard line in the first quarter. He picked off his second pass in the fourth quarter. It is McCourty's second career two-interception game. He had his first two-interception game at Detroit on Nov. 25, 2010. The Patriots are 9-0 when McCourty has at least one interception in a game.

MCCOURTY HAS A 104-YARD KICKOFF RETURN FOR A TOUCHDOWN; SECOND LONGEST IN TEAM HISTORY

Devin McCourty had a 104-yard kickoff return for a touchdown in the first quarter vs. the Jets (10/21/12), the second longest kickoff return in team history. Ellis Hobbs has the longest in team history with a 108-yard return for a touchdown at the New York Jets on Sept. 9, 2007. McCourty was named AFC Special Teams Player of the Week for his performance.

Longest Kickoff return in Patriots History

Ellis Hobbs 108TD at New York Jets (09-09-07)

Devin McCourty 104TD vs. New York Jets (10-21-12)

MCCOURTY HAS THIRD PICK IN THE END ZONE IN 2012

Devin McCourty picked off Colin Kaepernick in the end zone in the third quarter vs. San Francisco (12/16/12). It was his third pick in the end zone this season. McCourty picked off Matt Schaub vs. Houston on Dec. 10, 2012 in the first quarter. McCourty picked off Ryan Fitzpatrick in the end zone in the fourth quarter vs. Buffalo on Nov. 11, 2012. It is the fourth time in 2012 that the Patriots have intercepted a pass in the end zone. Rookie Tavon Wilson had an interception in the end zone at Tennessee on Sept. 9 in the second quarter.



DE ROB NINKOVICH

NINKOVICH LEADS NFL OVER LAST FOUR SEASONS WITH 10 FUMBLE RECOVERIES

Ninkovich has more opponent fumble recoveries (10) over the last four seasons (2010-2013) than any other NFL player. Chicago's Brian Urlacher and Vince Wilfork are second during that time with seven opponent fumble recoveries.



NINKOVICH: WHERE DID HE COME FROM?

Rob Ninkovich's journey to the Patriots was not easy. He entered the league as a fifth-round pick by the Saints in 2006 and was waived four times by New Orleans and Miami before landing in New England on Aug. 2, 2009. He spent the 2009 offseason trying to make the New Orleans team as a long snapper. Before coming to the Patriots, he had appeared in just eight games over three seasons. He doubled that total in his first year in New England, appearing in 15 games in 2009 and his role on the team has grown since, earning a starting role at linebacker in 2010 and 2011 before moving to a starting role on the defensive line in 2011.

NINKOVICH SCORED AS A TE IN COLLEGE

Ninkovich played some at tight end in college at Purdue and caught two touchdown passes with a 2-yard touchdown pass from Dallas QB Kyle Orton and a 1-yard touchdown pass from former Indianapolis QB Curtis Painter.



PATRIOTS DEFENSIVE NOTES

NINKOVICH AND SPIKES: BACK-TO-BACK WEEKS WITH TWO FORCED FUMBLES EACH

LB Brandon Spikes forced two fumbles at Buffalo (9/30/12) and Ninkovich forced two fumbles vs. Denver (10/7/12) to become one of eight Patriots players to record at least two forced fumbles in a single game.

Most Forced Fumbles in a game/ Patriots History

Player	Points
Mike Vrabel (10/28/07 vs. Washington)	3
Rob Ninkovich (10/07/12 vs. Denver)	2
Brandon Spikes (09/30/12 at Buffalo)	2
Adalius Thomas (12/16/07 vs. NY Jets)	2
Rosevelt Colvin (09/16/07 vs. San Diego)	2
Roman Phifer (11/23/02 vs. Minnesota)	2
Tebucky Jones (12/22/01 vs. Miami)	2
Ferric Collins (10/20/96 at Indianapolis)	2



LB BRANDON SPIKES

SPIKES IS A THROWBACK

Spikes, who patterns his style of play after Hall of Fame linebacker Dick Butkus, shared his feelings on modeling his game after old-school linebackers. "My thing is, when I'm done with this game, I want the older guys when they watch to say, 'He's playing the position the right way.' It's just a point of respect from me to them." Spikes' passion and energy are apparent when he plays the game. Said former Patriots safety Rodney Harrison in a recent interview with the *Boston Herald*: "You can see how much he loves it, how he enjoys being physical. He's an intimidator. He's got that fight in him. He's going to hit you and you're going to feel it."



SPIKES WENT OVER 100 TACKLES


Spikes had 10 or more tackles in six games and finished with a career-high 128 tackles in 2012. With Jerod Mayo at 184 tackles and Spikes at 128, it is the fifth time in the Bill Belichick era that two players have finished with 100 or more tackles.



DL VINCE WILFORK

VINCE WILFORK REGISTERS FIRST CAREER INTERCEPTIONS IN 2011

Vince Wilfork recorded his first career interception when he picked off QB Philip Rivers in the second quarter vs. San Diego (9/18). He had his second interception at Oakland (10/2) to join Anthony Pleasant (2001) as the only other Patriots defensive lineman to ever record two interceptions in the same season. Wilfork is one of four Patriots defensive lineman to ever record two interceptions overall, joining Pleasant, Richard Seymour and Henry Thomas.



WILFORK'S FIRST FORCED FUMBLE CAME AGAINST TEAMMATE LEON WASHINGTON

Wilfork's first career forced fumble came against 2013 free agent acquisition Leon Washington in a September 20, 2009 contest against the New York Jets. In the first quarter of a 16-9 Patriots loss, Wilfork stripped the Jets' Washington on his own 17-yard line to set up a Patriots field goal. Wilfork forced one fumble in 2011 and two in 2012 to bring his total to four over the course of his nine-year career.

VINCE WILFORK: REASONS FOR PATRIOTS SUCCESS

Patriots Pro Bowl DL Vince Wilfork, who has served as a defensive captain for the Patriots for five straight seasons, says the team's continued success is a result of the entire organization working towards one common goal: "The Patriots are all about team, family and smart football players. They try to get good people here from coaches to guys who work in the front office to guys who put on this uniform. I think everybody has to have one goal in mind, and that's to be together. When you get an organization together that is seeking one goal, you can be pretty successful."



PATRIOTS SPECIAL TEAMS NOTES



K STEPHEN GOSTKOWSKI

GOSTKOWSKI LED NFL IN 2012 WITH 153 POINTS

Stephen Gostkowski finished first in the NFL in 2012 with 153 total points, a single-season career-high. His previous best was 148 points in 2008. Gostkowski's total was second in team history to the 155 by Gino Cappelletti in 1964.

Patriots Record for Most Points in a Season

155 Gino Cappelletti, 1964 (includes 7 TDs)

153 Stephen Gostkowski, 2012

148 Stephen Gostkowski, 2008

147 Gino Cappelletti, 1961

143 Stephen Gostkowski, 2011

NFL Record for Most Points by a Kicker

166 David Akers (San Francisco) in 2011

164 Gary Anderson (Minnesota) in 1998

163 Jeff Wilkins (St. Louis) in 2003

161 Mark Moseley (Washington) in 1983

157 Mike Vanderjagt (Indianapolis) in 2003

153 Stephen Gostkowski (New England) in 2012



EVEN STEPHEN

Since joining the Patriots as a fourth-round draft choice in 2006, Gostkowski has connected on 84.4 percent of his regular-season field goal attempts (173-for-205), achieving the best field goal percentage in Patriots history.

PATRIOTS ALL-TIME LEADERS / FIELD GOAL PCT.

(Minimum 50 Attempts)

Player	Years	FGM	FGA	Pct.
Stephen Gostkowski	2006-13	173	205	.844
Adam Vinatieri	1996-05	263	321	.819
Matt Bahr	1993-95	55	72	.764

GOSTKOWSKI THIRD IN POINTS

Gostkowski is third in team history with 865 total points.

Most Points/ Patriots History

Player	Points
Adam Vinatieri (1996-05)	1,158
Gino Cappelletti (1960-70)	1,130
Stephen Gostkowski (2006-12)	876
John Smith (1974-83)	692

GOSTKOWSKI SEVENTH BEST EVER IN FG PCT.

Stephen Gostkowski's 84.4 field goal percentage is the seventh-best among NFL kickers all-time.

Player	Years	FGM	FGA	Pct.
Mike Vanderjagt	1998-06	230	266	86.5
Nate Kaeding	2004-12	181	210	86.2
Rob Bironas	2005-13	217	253	85.8
Robbie Gould	2005-13	209	244	85.7
Shayne Graham	2001-12	245	287	85.4
Matt Bryant	2002-13	234	277	84.5
Stephen Gostkowski	2006-13	173	205	84.4
Connor Barth	2008-12	101	120	84.2

GOSTKOWSKI IS FIRST PATRIOTS PLAYER TO KICK TWO 50-YARD FIELD GOALS IN THE SAME GAME

Gostkowski drilled a 51-yard field goal in the third quarter and a 53-yarder in the fourth quarter vs. Arizona on Sept. 16, 2012. The 53-yarder ties a career-long. He also had a 53-yarder at Denver on Nov. 11, 2009. It is the first time in Patriots history that a player has connected on two 50-yard field goals in the same game.

GOSTKOWSKI ONE 50-YARD FIELD GOAL AWAY FROM TYING FOR THE FRANCHISE LEAD

Gostkowski is now 7-of-10 from 50 yards or more as a member of the Patriots and needs one more 50-yard field goal to tie Adam Vinatieri for most 50-yard field goals in New England history.

Patriots Record for Most 50 Yard Field Goals

Player	Years	FGM	FGA	Pct.
Adam Vinatieri	1996-2005	8	17	47.1
Stephen Gostkowski	2006-12	7	10	70.0
Tony Franklin	1984-87	3	6	50.0

GOSTKOWSKI FINISHED 2012 WITH SECOND MOST EXTRA POINTS IN A SEASON

With four extra points against Miami (12/30) in the season-finale, Gostkowski finished 2012 with 66 extra points, second in Patriots and NFL history to his 74 in 2007.

Patriots/Most Extra Points in a Season

74 Stephen Gostkowski, 2007

66 Stephen Gostkowski, 2012

59 Stephen Gostkowski, 2011

NFL/Most Extra Points in a Season

74 Stephen Gostkowski, 2007

66 Stephen Gostkowski 2012

64 Jeff Wilkins (St. Louis), 1999

63 John Kasay (New Orleans), 2011



RB LEON WASHINGTON

LEON WASHINGTON TIES NFL RECORD FOR MOST KICKOFF RETURNS FOR A TOUCHDOWN WITH EIGHT

Leon Washington shares the NFL record with Josh Cribbs with eight career kickoff returns for a touchdown.

MOST KICKOFF RETURNS FOR TOUCHDOWNS/CAREER

Player	TOUCHDOWNS
Leon Washington (N.Y. Jets, Seattle)	8
Josh Cribbs (Cleveland)	8
Ollie Matison	6
(Cardinals, Rams, Detroit, Philadelphia)	
Gale Sayers (Chicago)	6
Travis Williams (Green Bay, LA)	6
Mel Gray	6
(NO, Detroit, Houston, Tennessee, Philadelphia)	
Dante Hall (KS, St. Louis)	6

WASHINGTON TIES NFL RECORD WITH TWO KICKOFF RETURNS FOR A TOUCHDOWN IN A SINGLE GAME

Washington became the 10th player in NFL history to return two kickoffs for touchdowns in the same game when he had a 101-yard return and a 99-yard return for touchdowns vs. San Diego on Sept. 26, 2010 while he was with the Seattle Seahawks.

MOST KICKOFF RETURNS FOR A TOUCHDOWN IN A SINGLE GAME/NFL HISTORY

2 Leon Washington, Seattle vs. San Diego, Sept. 26, 2010

2 Josh Cribbs, Cleveland vs. Kansas City, Dec. 20, 2009

2 Ted Ginn, Jr., Miami vs. NY Jets, Nov. 1, 2009

2 Andre' Davis, Houston vs. Jacksonville, Dec. 30, 2007

2 Devin Hester, Chicago vs. St. Louis, Dec. 11, 2006

2 Chad Morton, NY Jets vs. Buffalo, Sept. 8, 2002 (OT)

2 Tyrone Hughes, New Orleans vs. LA Rams, Oct. 23, 1994

2 Ron Brown LA Rams vs. Green Bay, Nov. 24, 1985

2 Travis Williams, Green Bay vs. Cleveland, Nov. 12, 1967

2 Timmy Brown, Philadelphia vs. Dallas, Nov. 6, 1966



PATRIOTS REFERENCE NOTES

TOM BRADY CONNECTS ON A 99-YARD PASS IN 2011

Tom Brady connected with Wes Welker on a 99-yard touchdown in the fourth quarter of the 2011 season-opener at Miami (9/12/11). The 99-yard play tied the NFL record for the longest offensive play, which has been accomplished 14 times.

(13) 99-YARD PASS PLAYS

Frank Filchock to Andy Farkas, Wash. vs. Pitt. – Oct. 15, 1939
George Izo to Bobby Mitchell, Wash. vs. Clev. – Sept. 15, 1963
Karl Sweetan to Pat Studstill, Det. vs. Balt. – Oct. 16, 1966
Sonny Jurgensen to Gerry Allen, Wash. vs. Chic. – Sept. 15, 1968
Jim Plunkett to Cliff Branch, LA Raiders vs. Wash. – Oct. 2, 1983
Ron Jaworski to Mike Quick, Phil. vs. Atl. – Nov. 10, 1985
Stan Humphries to Tony Martin, SD. vs. Sea.. -Sept. 18, 1994
Brett Favre to Robert Brooks, GB vs. Chic. – Sept. 11, 1995
Trent Green to Marc Boerigter, KC vs. SD. – Dec. 22, 2002
Jeff Garcia to Andre Davis, Clev. vs. Cin. – Oct. 17, 2004
Gus Ferrotte to Bernard Berrion, Minn. vs. Chi. – Nov. 30, 2008

Tom Brady to Wes Welker, NE at Mia. – Sept. 12, 2011

Eli Manning to Victor Cruz, NY Giants at NY Jets – Dec. 24, 2011

(1) 99-YARD RUN PLAY

Tony Dorsett, Dal. vs. Minn.- Jan. 3, 1983

ANNUAL ACHIEVEMENTS

The Patriots won more than half of their games for the 12th straight year after reaching nine wins with the 23-16 win at Miami on Dec. 2, 2012. They are the first team to win more than half of their games in 12 straight seasons since free agency began in 1993. The Patriots are the third team to win more than half of their games in 12 straight seasons since the 1970 AFL-NFL merger, joining the 49ers (16 straight from 1983-1998) and the Cowboys (16 straight from 1970-85).

MOST CONSECUTIVE WINNING SEASONS (since 1970 merger)

San Francisco (1983-98)..... 16
Dallas (1970-85)..... 16
New England (2001-11).....12
Oakland (1970-80)..... 11

PATRIOTS HAVE THE MOST 9+ WIN SEASONS SINCE 2001

The Patriots are the only team in the NFL to have recorded nine or more wins in each of the last 12 seasons.

MOST SEASONS OF 9+ WINS SINCE 2001

New England 12
Indianapolis 10
Baltimore 9
Green Bay 9
Pittsburgh 9
Philadelphia 8

PATRIOTS WIN 10 FOR THE 10th STRAIGHT YEAR

New England has reached at least 10 regular-season wins for 10 consecutive seasons, joining San Francisco (16) as the only teams to accomplish the feat.

Team	Years	Consecutive Seasons with 10+ Wins
San Francisco	1983-1998	16
New England	2003-present	10
Indianapolis	2002-2010	9

PATRIOTS FORCE TURNOVERS

The Patriots lead the NFL with a +146 turnover margin since the 1994 season. The Patriots finished first in the NFL with a +25 turnover margin in 2012.

NFL TURNOVER MARGIN SINCE 1994

Rank	Team	Turnover Margin
1.	New England	+146
2.	Kansas City	+80
3.	Green Bay	+77

PATRIOTS HAVE LED THE AFC IN TURNOVER RATIO AND TAKEAWAYS IN EACH OF LAST THREE SEASONS

The Patriots have led the AFC in turnover ratio and total takeaways in each of the last three seasons (2010-2012). The Patriots led the NFL in turnover ratio in 2010 and 2012 and finished second in the NFL in total takeaways in 2012 and 2010

Year	Turnover Ratio	Total Takeaways
2010	+25	41
2011	+17	34
2012	+28	38

WHAT'S THE POINT?

During the past 13 seasons, the Patriots defense has always ranked higher in fewest points allowed than in yards allowed except for 2007 when both ranked fourth. The Patriots finished tied for 9th in the NFL on defense by allowing an average of 20.7 points per game in 2012.

	Avg. Points Allowed	Avg. Yds Allowed
2012	20.7 (9t)	373.3 (25)
2011	21.4 (15)	411.1 (31)
2010	19.6 (8)	365.5 (25)
2009	17.8 (5)	320.2 (11)
2008	19.3 (8)	309.0 (10)
2007	17.1 (4)	288.3 (4)
2006	14.8 (2)	294.4 (6)
2005	21.1 (17)	330.2 (26)
2004	16.3 (2t)	310.6 (9)
2003	14.9 (1)	291.6 (7)
2002	21.6 (17)	336.1 (23)
2001	17.0 (6)	334.5 (24)
2000	21.1 (17)	334.6 (20)

PATRIOTS SET THE NFL RECORD FOR MOST CONSECUTIVE GAMES AT .500 OR BETTER

The loss to Baltimore on Sept. 23, 2012 ended the Patriots run of 145 consecutive games at .500 or better, the longest such streak in NFL history. Dallas had the second longest streak ever with 115 games at .500 or better (1965-1974). At 1-2, the Patriots were under .500 for the first time since starting the 2003 season with an 0-1 record.

NFL'S BEST ROAD WARRIORS

Since the start of the 2000 season, the Patriots have the best regular-season road record at 70-35 (.667).

TEAM	RECORD	PCT.
New England	70-35	.667
Philadelphia	64-39-1	.620
Indianapolis	63-41	.606
Pittsburgh	60-43	.583

DIVISIONAL DOMINANCE I

The New England Patriots own a 60-15 (.800) record in regular season AFC East games since the beginning of the 2001 season, compiling the best intra-division record of any team in the NFL. The Patriots finished a perfect 6-0 in the AFC East in 2012.

NFL'S TOP DIVISIONAL RECORDS SINCE 2001

Team	W	L	T	Pct.
New England Patriots	60	15	0	.800
Green Bay Packers	53	21	0	.716
Pittsburgh Steelers	53	23	0	.697
Indianapolis Colts	51	23	0	.689

AFC EAST DIVISIONAL RECORDS SINCE 2001

Team	W	L	T	Pct.	Div. Titles	Years
New England	60	15	0	.800	10	2001, 03-07, 09-12
New York Jets	36	38	0	.486	1	2002
Miami	31	43	0	.419	1	2008
Buffalo	23	51	0	.311	0	---

NOTES: The Indianapolis Colts were members of the AFC East in 2001 and compiled a 3-5 divisional record that season. In 2002, the Patriots and Jets both finished with a 9-7 overall record and a 4-2 divisional record, but the Jets claimed the division title by virtue of having a better record against common opponents. In 2008, the Patriots and Dolphins both finished with an 11-5 overall record and a 4-2 divisional record, but Miami qualified for the playoffs due to a better conference record (8-4 to 7-5).



PATRIOTS REFERENCE NOTES

DIVISIONAL DOMINANCE II

The Patriots have the highest winning percentage in division games from November until the end of the season since 2002.

Team	W	L	T	Pct.
New England	31	7	0	.816
Green Bay	31	11	0	.738
Indianapolis	28	10	0	.737
San Diego	26	10	0	.722
Pittsburgh	29	14	0	.674

PATRIOTS FINISH UNDEFEATED IN AFC EAST PLAY IN 2012

With the victory 28-0 victory over Miami on Dec. 30, 2012, the Patriots finished their slate of divisional games without a loss for the second time in team history. The Patriots were a perfect 6-0 in AFC East play in 2007. New England had just one loss in division play in 1986, 1997, 2003, 2004 and 2005, 2010 and 2011.

STRONG IN THE SECOND HALF

Since 2001, the Patriots have done a remarkable job of finishing the season strong, compiling an NFL-best 75-18 (.806) record in games on or after Thanksgiving.

PATRIOTS BEFORE AND AFTER THANKSGIVING SINCE 2001

Season	Pre-Thanksgiving	Post-Thanksgiving	Overall
2001	5-5 (.500)	9-0 (1.000)	14-5*
2002	6-5 (.545)	3-2 (.600)^	9-7
2003	9-2 (.818)	8-0 (1.000)	17-2*
2004	9-1 (.900)	8-1 (.889)	17-2*
2005	6-4 (.600)	5-3 (.625)	11-7*
2006	7-3 (.700)	7-2 (.777)	14-5*
2007	10-0 (1.000)	8-1 (.889)	18-1*
2008	7-4 (.636)	4-1 (.800)	11-5
2009	7-3 (.700)	3-4 (.429)	10-7*
2010	8-2 (.800)	6-1 (.857)^	14-3*
2011	7-3 (.700)	8-1 (.889)	15-4*
2012	7-3 (.700)	6-2 (.750)^	13-5
Totals	88-35 (.715)	75-18 (.806)	163-53

*-Includes playoffs ^Includes games played on Thanksgiving

BEST RECORDS IN GAMES PLAYED ON OR AFTER THANKSGIVING SINCE 2001

(Includes regular-season and playoff games)

Team	W	L	T	Pct.
New England	75	18	0	.806
Pittsburgh	60	28	0	.682
Green Bay	54	32	0	.628
San Diego	48	29	0	.623
Philadelphia	53	33	0	.616

PATRIOTS LOSE HOME GAME IN DECEMBER FOR FIRST TIME IN NEARLY 10 YEARS

The Patriots lost a December game at Gillette Stadium for just the second time since the facility opened in 2002 after the San Francisco beat the Patriots 41-34 on Dec. 16, 2012. The Patriots are now 22-2 at home in December since Gillette Stadium opened in 2002. Prior to the 49ers game, the Patriots had won 20 straight at home in December. The only other time the Patriots lost a game at Gillette Stadium in December was a 30-17 defeat to the New York Jets on Dec. 22, 2002.

Team	W	L	T	Pct.
New England	22	2	0	.917
Green Bay	21	4	0	.840
Indianapolis	21	6	0	.778
Denver	16	5	0	.762
Philadelphia	14	8	0	.636

NFL'S TOP DECEMBER RECORD SINCE 2001

The Patriots have an NFL-best 45-6 record in the month of December since the 2001 season, including a 4-1 record in 2012.

Rk	Team	Record
1	New England Patriots	45-6
2	Philadelphia Eagles	36-16
3	Pittsburgh Steelers	36-17
4	Indianapolis Colts	35-18
5	San Diego Chargers	34-20

The Patriots have finished undefeated in December seven times since 2001: (2001 - 4-0), (2003 - 4-0), (2005 - 4-0), (2007 - 5-0), (2008 - 4-0), (2010 -4-0) and (4-0-2011).

PATRIOTS TIE THE NFL RECORD FOR MOST 30-POINT GAMES IN A SINGLE SEASON IN 2011

The Patriots scored 30 points 12 times in 2011 to tie the NFL record for most 30-point games in a single season. The 2007 Patriots and the 1999 St. Louis Rams also had a dozen 30-point games. The NFL record for most consecutive 30-point games in a single season is eight by the 2007 and 2010 Patriots and the 2000 St. Louis Rams. The Patriots scored 30 points or more in 10 games in 2012.

TWO PLAYERS WITH 100 YARDS RECEIVING

The Patriots had five games with two players over 100 yards receiving in 2011 and two in 2012

2012 games with two receivers reaching 100 yards

- Wes Welker (142) and Brandon Lloyd (108) at Baltimore (9/23/12)
- Welker (129) and Rob Gronkowski (106) at Buffalo (9/30/12)

2011 games with two receivers reaching 100 yards

- Wes Welker (160) and Aaron Hernandez (103) at Miami (9/12/11)
- Welker (217) and Rob Gronkowski (109) at Buffalo (9/25/11)
- Welker (136) and Gronkowski (101) vs. NY Giants (11/6/11)
- Welker (115) and Deion Branch (125) at Philadelphia (11/27/11)
- Gronkowski (108) and Hernandez (138) vs. Buffalo (1/1/12).

NFL'S BEST AT HOME

Since their state-of-the-art facility opened at the beginning of the 2002 season, the Patriots own the NFL's best record at home overall. The Patriots own an overall record of 73-15 (.830) at Gillette Stadium in regular season games and an 83-18 (.822) record including playoffs.

BEST HOME RECORDS SINCE 2002 (including playoffs)

Team	W	L	T	Pct.
New England	83	18	0	.822
Indianapolis	73	25	0	.765
Baltimore	69	23	0	.750
Pittsburgh	69	27	1	.716
Green Bay	65	30	0	.684
Seattle	64	30	0	.681
San Diego	60	33	0	.645
Philadelphia	57	39	0	.594

PATRIOTS ARE SHARP AT GILLETTE

The Patriots concluded a 20-game home winning streak with a 24-20 loss to the New York Giants on Nov. 6, 2011. It was the longest home win streak in team history. The Patriots own an overall record of 73-15 (.830) at Gillette Stadium in regular season games.

The teams with the highest winning percentage at a stadium since 1970 (minimum 25 games):

Team	Stadium	W-L-T	WIN PCT.
New England	Gillette Stadium	73-15	.830
Miami	Orange Bowl	101-22-1	.819
Pittsburgh	Heinz Field	70-25-1	.734
Minnesota	Metropolitan Stadium	64-23-1	.733
LA Rams	Memorial Coliseum	53-20-2	.726

LONGEST HOME WINNING STREAK / PATRIOTS HISTORY (REG. SEASON)

Streak	First Win	Last Win
20	Dec. 12, 2008	Oct. 16, 2011
18	Dec. 29, 2002	Sept. 8, 2005
12	Nov. 26, 2006	Sept. 7, 2008
10	Sept. 18, 1976	Oct. 30, 1977



PATRIOTS IN THE PLAYOFFS

PATRIOTS HAVE CLINCHED PLAYOFF SPOTS IN 14 OF KRAFT'S 19 YEARS OF OWNERSHIP

New England has qualified for the playoffs 20 times in its 53-year history. The Patriots have earned 14 of those playoff berths in the 19 seasons since Robert Kraft purchased the team in 1994. New England has won 12 AFC East crowns under Kraft's leadership. New England has won 15 division crowns overall (14 AFC East Crowns) and has qualified as a Wild Card team on four occasions (1998, 1994, 1985 and 1976). The Patriots also qualified for the playoffs in 1982 as part of a 16-team tournament following a players' strike.



ANNUAL ACHIEVEMENTS

The Patriots have won more than half of their games for 12 straight years after finishing with a 12-4 record in 2012. They are the first team to win more than half of their games in 12 straight seasons since NFL free agency began in 1993.

The Patriots are the fourth team to win more than half of their games in 12 straight seasons since the 1970 AFL-NFL merger, joining the 49ers (16 straight from 1983-1998), the Cowboys (16 straight from 1970-85) and the Raiders (11 straight from 1970-80).

The Patriots have now won nine or more games in 16 of the 19 seasons Robert Kraft has owned the team.

MOST CONSECUTIVE WINNING SEASONS (since 1970 merger)

San Francisco (1983-98).....	16
Dallas (1970-85).....	16
New England (2001-12).....	12
Oakland (1970-80).....	11

PATRIOTS HAVE THE MOST 9+ WIN SEASONS SINCE 2001

The Patriots are the only team in the NFL to have recorded nine or more wins in each of the last 12 seasons.

MOST SEASONS OF 9+ WINS SINCE 2001

New England	12
Indianapolis	10
Baltimore	9
Green Bay	9
Pittsburgh	9
Philadelphia	8

PATS WON 10+ FOR THE 10TH STRAIGHT YEAR

New England has won at least 10 regular-season games for 10 consecutive seasons. San Francisco (16) is the only other team to accomplish the feat.

Team	Years	Consecutive Seasons with 10+ Wins
San Francisco	1983-1998	16
New England	2003-present	10

PATRIOTS EARNED ANOTHER FIRST ROUND BYE

In 2012, the Patriots secured a first round playoff bye for the seventh time since 2001—a quantity unmatched by any team in the NFL in the last 12 years. During that time, the Chicago Bears and Pittsburgh Steelers have locked up a bye four times and the Indianapolis Colts and Philadelphia Eagles have been given a pass three times.

MOST SEASONS EARNING A BYE SINCE 2001

New England	7
Chicago	4
Pittsburgh	4
Atlanta	3
Indianapolis	3
Philadelphia	3

2012 AFC EAST CHAMPIONS

Last year, the Patriots claimed the AFC East Division title for the fourth consecutive season and for the 12th time under Robert Kraft.

DIVISION CHAMPIONSHIPS SINCE 1994

New England Patriots	12
Pittsburgh Steelers	10
Green Bay Packers	9

BRADY MOVES UP THE POSTSEASON LISTS

Tom Brady became the NFL's all-time leading playoff passer with 5,949 passing yards. Brady extended his playoff touchdown pass total to 42 touchdown passes and is one of three NFL quarterbacks with 40 or more touchdown passes in the postseason. Brady is third all-time on the postseason touchdown list, behind Joe Montana (45) and Brett Favre (44). Brady leads all quarterbacks with 553 postseason completions.

NFL ALL-TIME LEADERS/POSTSEASON TOUCHDOWN PASSES

Player	Team(s)	Touchdowns
1. Joe Montana	San Fran./Kansas City	45
2. Brett Favre	Green Bay/Minnesota	44
3. Tom Brady	New England	42
4. Peyton Manning	Indianapolis/Denver	32
Dan Marino	Miami	32
6. Kurt Warner	St. Louis/Arizona	31
7. Terry Bradshaw	Pittsburgh	30

NFL ALL-TIME LEADERS/POSTSEASON TOUCHDOWN PASSES, GAME

Player	Team	Game	TDs
1. Tom Brady	NE	AFC-D: NE vs. DEN '11	6
2. Daryle Lamonica	OAK	AFC-D: OAK vs. HOU '69	6
3. Steve Young	SF	SB: SF vs. SD '94	6

NFL ALL-TIME LEADERS/POSTSEASON TOUCHDOWN PASSES, CONSECUTIVE GAMES

Player	Team(s)	Games
1. Brett Favre	GB/MIN	20 (1995-2009)
2. Tom Brady	NE	18 (2001-2011)
3. Dan Marino	MIA	13 (1983-1995)

NFL ALL-TIME LEADERS/POSTSEASON PASSING YARDS

Player	Team(s)	Passing Yards
1. Tom Brady	New England	5,949
2. Brett Favre	Green Bay/Minnesota	5,855
3. Joe Montana	San Fran./Kansas City	5,772
4. Peyton Manning	Indianapolis/Denver	5,679
5. John Elway	Denver	4,964
6. Dan Marino	Miami	4,510

NFL ALL-TIME LEADERS/POSTSEASON COMPLETIONS

Player	Team(s)	Completions
1. Tom Brady	New England	553
2. Peyton Manning	Indianapolis/Denver	481
Brett Favre	Green Bay/Minnesota	481
4. Joe Montana	San Fran./Kansas City	460

NFL ALL-TIME LEADERS/POSTSEASON COMPLETION PERCENTAGE, GAME (15 COMPLETIONS)

Player	Team	Game	Comp. %
1. Tom Brady	NE	AFC-D: NE vs. JAX '07	92.9 (28-26)
2. Phil Simms	NYG	SB: NYG vs. DEN, '86	88.0 (25-22)
3. Kurt Warner	ARI	NFC-WC: ARI vs. GB '09	87.9 (33-29)

NFL ALL-TIME MOST PLAYOFF VICTORIES AS A STARTING QUARTERBACK

Player	Team(s)	Playoff Wins
Tom Brady	New England	17
Joe Montana	San Francisco/Kansas City	16
Terry Bradshaw	Pittsburgh	14
John Elway	Denver	14
Brett Favre	Green Bay/Minnesota	13
Troy Aikman	Dallas	11
Roger Staubach	Dallas	11

MOST 300 YARD GAMES IN POSTSEASON HISTORY

Player	Team(s)	300 Yard Games
Peyton Manning	Indianapolis/Denver	8
Tom Brady	New England	6
Joe Montana	SF/Kansas City	6
Kurt Warner	STL/Arizona	6
Drew Brees	San Diego/New Orleans	5
Dan Fouts	San Diego	5



PATRIOTS IN THE PLAYOFFS

BRADY IN THE SUPER BOWL

BRADY IS THE ALL-TIME LEADING PASSER IN SUPER BOWL HISTORY

Tom Brady threw for 276 yards in Super Bowl XLVI to become the all-time leading passer in Super Bowl history with 1,277 yards.

NFL ALL-TIME LEADERS/SUPER BOWL PASSING YARDS

Player	Team(s)	Passing Yards
1. Tom Brady	New England	1,277
2. Kurt Warner	St. Louis/Arizona	1,156
3. Joe Montana	San Francisco	1,142
4. John Elway	Denver	1,128

BRADY IS TIED FOR SECOND WITH NINE SUPER BOWL TD PASSES

Brady threw two touchdown passes in Super Bowl XLVI to increase his Super Bowl total to nine. Brady is tied for second with Terry Bradshaw and behind Joe Montana's 11 Super Bowl touchdown passes.

NFL ALL-TIME LEADERS/SUPER BOWL TOUCHDOWN PASSES

Player	Team(s)	Touchdowns
1. Joe Montana	San Francisco	11
2. Tom Brady	New England	9
3. Terry Bradshaw	Pittsburgh	9
4. Roger Staubach	Dallas	8

BRADY IN THE SUPER BOWL (continued)

BRADY SETS NFL RECORD FOR MOST CONSECUTIVE COMPLETIONS IN SUPER BOWL HISTORY

In Super Bowl XLVI, Brady completed a record 16 straight passes to set a new Super Bowl record. The previous record was held by Joe Montana, who had 13 straight completions in Super Bowl XXIV.

BELICHICK IN THE POSTSEASON

With the victory over Houston (01/13/13), Bill Belichick collected his 18th playoff win and broke a tie with Joe Gibbs for third-most among head coaches in NFL history. Belichick is behind only Tom Landry (20) and Don Shula (19) in career postseason wins.

MOST PLAYOFF WINS BY AN NFL HEAD COACH

Coach	Team(s)	Wins
Tom Landry.....	Dallas Cowboys	20
Don Shula	Baltimore Colts, Miami Dolphins	19
Bill Belichick	Cleveland Browns, New England Patriots ...	18
Joe Gibbs	Washington Redskins	17
Chuck Noll.....	Pittsburgh Steelers.....	16

BEST POSTSEASON RECORDS IN NFL HISTORY

(Min. 10 games)

Head Coach	Team(s)	W	L	Pct.
Vince Lombardi	GB/WAS	9	1	.900
Tom Flores	Oakland	8	3	.727
Bill Walsh	San Francisco	10	4	.714
Joe Gibbs	WAS	17	7	.708
Bill Belichick	CLE/NE	18	8	.692
Jimmy Johnson	DAL/MIA	9	4	.692

ALL-TIME SUPER BOWL BERTHS

Super Bowls	Team
8	Dallas
8	Pittsburgh
7	New England
6	San Francisco
6	Denver
5	GB, NYG, OAK, WAS, MIA

2012 AFC EAST CHAMPIONS

The Patriots claimed the AFC East Division title for the fourth consecutive season and for the 12th time under Robert Kraft.

DIVISION CHAMPIONSHIPS SINCE 1994

New England Patriots	12
Pittsburgh Steelers	10
Green Bay Packers	9
Indianapolis Colts.....	8

BELICHICK IN THE POSTSEASON

With the victory over Houston (01/13/13), Bill Belichick collected his 18th playoff win and broke a tie with Joe Gibbs for third-most among head coaches in NFL history. Belichick is behind only Tom Landry (20) and Don Shula (19) in career postseason wins.

MOST PLAYOFF WINS BY AN NFL HEAD COACH

Coach	Team(s)	Wins
Tom Landry	Dallas Cowboys	20
Don Shula	Baltimore Colts, Miami Dolphins	19
Bill Belichick.....	Cleveland Browns, New England Patriots	18
Joe Gibbs.....	Washington Redskins.....	17
Chuck Noll	Pittsburgh Steelers	16

BEST POSTSEASON RECORDS IN NFL HISTORY

(Min. 10 games)

Head Coach	Team(s)	W	L	Pct.
Vince Lombardi	GB/WAS	9	1	.900
Tom Flores	Oakland	8	3	.727
Bill Walsh	San Francisco	10	4	.714
Joe Gibbs	WAS	17	7	.708
Bill Belichick	CLE/NE	18	8	.692
Jimmy Johnson	DAL/MIA	9	4	.692



PATRIOTS IN THE PLAYOFFS

KRAFT'S SIX CONFERENCE CHAMPIONSHIPS ARE THE MOST OF ANY NFL OWNER IN SUPER BOWL ERA

The 2011 AFC Championship was the sixth conference championship for Robert Kraft as Patriots owner. Kraft is the first NFL owner to bring his team to six Super Bowls and his six conference championships are the most of any NFL owner in the Super Bowl Era (since 1966). Seven NFL owners brought their teams to five Super Bowls, but Kraft is the first NFL owner to lead his team to six Super Bowl appearances.

MOST CONFERENCE CHAMPIONSHIPS BY AN OWNER IN SUPER BOWL ERA

Owner	Team(s)	#	Seasons	Super Bowl Appearances
Robert Kraft	New England	6	1996, 2001, 2003, 2004, 2007, 2011	XXXI, XXXVI, XXXVIII, XXXIX, XLII, XLVI
Pat Bowlen	Denver	5	1986, 1987, 1989, 1997, 1998	XXI, XXII, XXIV, XXXII, XXXIII
Jack Kent Cooke	Washington	5	1972, 1982, 1983, 1987, 1991	VII, XVII, XVIII, XXII, XXVI
Al Davis	Oakland/L.A. Raiders	5	1967, 1976, 1980, 1983, 2002	II, XI, XV, XVIII, XXXVII
Eddie DeBartolo	San Francisco	5	1981, 1984, 1988, 1989, 1994	XVI, XIX, XXIII, XXIV, XXIX
Clint Murchison	Dallas	5	1970, 1971, 1975, 1977, 1978	V, VI, X, XII, XIII
Packers Stockholders	Green Bay	5	1966, 1967, 1996, 1997, 2010	I, II, XXXI, XXXII, XLV
Joe Robbie	Miami	5	1971, 1972, 1973, 1982, 1984	VI, VII, VIII, XVII, XIX
Art Rooney	Pittsburgh	4	1974, 1975, 1978, 1979	IX, X, XII, XIV
Dan Rooney	Pittsburgh	4	1995, 2005, 2008, 2010	XXX, XL, XLIII, XLV
Ralph Wilson	Buffalo	4	1990, 1991, 1992, 1993	XXV, XXVI, XXVII, XXVIII
Max Winter	Minnesota	4	1969, 1973, 1974, 1976	IV, VII, IX, XI
Georgia Frontiere	L.A./St. Louis Rams	3	1979, 1999, 2001	XIV, XXXIV, XXXVI
Jerry Jones	Dallas	3	1992, 1993, 1995	XXXVII, XXXVIII, XXX
Wellington Mara	N.Y. Giants	3	1986, 1990, 2000	XXI, XXV, XXXV

SUPER COMBINATION

New England head coach Bill Belichick and quarterback Tom Brady won their fifth conference championship together in 2011, becoming the first head coach and quarterback tandem to win five conference titles in the Super Bowl Era (since 1966). Three other coach/quarterback duos have qualified for four Super Bowls – Dallas' Tom Landry and Roger Staubach; Buffalo's Marv Levy and Jim Kelly; and Pittsburgh's Chuck Noll and Terry Bradshaw.

MOST CONFERENCE CHAMPIONSHIPS BY A HEAD COACH-QUARTERBACK TANDEM

Quarterback	Head Coach	Team	Conf. Titles	Years
Tom Brady	Bill Belichick	Patriots	5	2001, 2003, 2004, 2007, 2011
Roger Staubach	Tom Landry	Dallas	4	1971, 1975, 1977, 1978
Jim Kelly	Marv Levy	Buffalo	4	1990, 1991, 1992, 1993
Terry Bradshaw	Chuck Noll	Pittsburgh	4	1974, 1975, 1978, 1979

BELICHICK'S FIVE CONFERENCE TITLES TIED FOR SECOND MOST OF ANY HEAD COACH IN SUPER BOWL ERA

The 2011 AFC Championship was Bill Belichick's fifth conference championship as a head coach. Belichick's five conference titles are tied with Tom Landry's total for the second most in NFL history during the Super Bowl Era (since 1966). The only head coach to bring his team to the Super Bowl more times than Belichick is Don Shula (6).

MOST CONFERENCE CHAMPIONSHIPS BY A HEAD COACH IN SUPER BOWL ERA

Head Coach	Team(s)	#	Seasons	Super Bowl Appearances
Don Shula	Balt. Colts/Miami	6	1968, 1971, 1972, 1973, 1982, 1984	III, VI, VII, VIII, XVII, XIX
Bill Belichick	New England	5	2001, 2003, 2004, 2007, 2011	XXXVI, XXXVIII, XXXIX, XLII, XLVI
Tom Landry	Dallas	5	1970, 1971, 1975, 1977, 1978	V, VI, X, XII, XIII
Joe Gibbs	Washington	4	1982, 1983, 1987, 1991	XVII, XVIII, XXII, XXVI
Bud Grant	Minnesota	4	1969, 1973, 1974, 1976	IV, VII, IX, XI
Marv Levy	Buffalo	4	1990, 1991, 1992, 1993	XXV, XXVI, XXVII, XXVIII
Chuck Noll	Pittsburgh	4	1974, 1975, 1978, 1979	IX, X, XIII, XIV
Dan Reeves	Denver/Atlanta	4	1986, 1987, 1989, 1998	XXI, XXII, XXIV, XXIII

BRADY'S FIVE CONFERENCE TITLES TIED FOR MOST OF ANY STARTING QUARTERBACK IN SUPER BOWL ERA

The 2011 AFC Championship was Tom Brady's fifth conference title as a starting quarterback, tying John Elway for the most conference titles in NFL history during the Super Bowl Era (since 1966). Brady has started 14 or more games in 10 different NFL seasons (2001-07, 09-11), and has helped to lead his team to AFC Championships in five of those 10 seasons.

MOST CONFERENCE CHAMPIONSHIPS AS A STARTING QUARTERBACK IN SUPER BOWL ERA

Starting QB	Team(s)	#	Seasons	Super Bowl Appearances
Tom Brady	New England	5	2001, 2003, 2004, 2007, 2011	XXXVI, XXXVIII, XXXIX, XLII, XLVI
John Elway	Denver	5	1986, 1987, 1989, 1997, 1998	XXI, XXII, XXIV, XXXII, XXXIII
Terry Bradshaw	Pittsburgh	4	1974, 1975, 1978, 1979	IX, X, XIII, XIV
Jim Kelly	Buffalo	4	1990, 1991, 1992, 1993	XXV, XXVI, XXVII, XXVIII
Joe Montana	San Francisco	4	1981, 1984, 1988, 1989	XVI, XIX, XXIII, XXIV
Roger Staubach	Dallas	4	1971, 1975, 1977, 1978	VI, X, XII, XIII
Troy Aikman	Dallas	3	1992, 1993, 1995	XXXVII, XXXVIII, XXX
Bob Griese	Miami	3	1971, 1972, 1973	VI, VII, VIII
Ben Roethlisberger	Pittsburgh	3	2005, 2008, 2010	XL, XLIII, XLV
Fran Tarkenton	Minnesota	3	1973, 1974, 1976	VII, IX, XI
Kurt Warner	St. Louis/Arizona	3	1999, 2001, 2008	XXXIV, XXXVI, XLIII



2012 SEASON RANKINGS

TEAM

Total Net Yards	6,846	Team History	2 nd
Total Net Yards	6,846	NFL History	5 th
Points Scored	557	Team History	2 nd
Points Scored	557	NFL History	3 rd
Touchdowns Scored	67	Team History	2 nd
Touchdowns Scored	67	NFL History	t-4 th
First Downs	444	Team History	1 st
First Downs	444	NFL History	1 st
Passing First Downs	256	Team History	2 nd
Passing First Downs	256	NFL History	6 th
Rushing First Downs	151	Team History	2 nd
Net Passing Yards	4,662	Team History	3 rd
Fewest Fumbles	7	Team History	1 st
Fewest Interceptions	9	Team History	t-2 nd
Turnover Differential	+25	Team History	2 nd
Turnover Differential	+25	NFL in 2012	1 st

TOM BRADY

Passing Yards	4,827	Team History	2 nd
Passing Yds/Game	301.7	NFL History	14 th
Passing Yds/Game	301.7	Team History	2 nd
Passing Yds in a Game	443	AFC in 2012	1 st
Longest Pass	83	AFC in 2012	1 st
Completions	401	Team History	t-1 st
Touchdown Passes	34	Team History	4 th

WES WELKER

Receptions	118	Team History	3 rd
Receptions	118	NFL in 2012	2 nd
Receptions	118	AFC in 2012	1 st
Receiving Yards	1,354	Team History	4 th
Receiving Yards	1,354	NFL in 2012	8 th
Receiving Yards	1,354	AFC in 2012	4 th



STEVAN RIDLEY

Rushing Yards	1,263	Team History	4 th
Rushing Yards	1,263	NFL in 2012	7 th
Rushing Yards	1,263	AFC in 2012	3 rd
Rushing Touchdowns	12	Team History	t-5 th
Rushing Touchdowns	12	NFL in 2012	t-3 rd
Scoring Nonkickers	72	NFL in 2012	t-7 th
Scoring Nonkickers	72	AFC in 2012	t-3 rd
Total First Downs	84	NFL in 2012	5 th
Total First Downs	84	AFC in 2012	2 nd
Rushing First Downs	82	NFL in 2012	3 rd
Rushing First Downs	82	AFC in 2012	1 st



ROB GRONKOWSKI

Receiving TDs TE	11	NFL in 2012	t-4 th
Scoring Nonkickers	60	NFL in 2012	t-11 th
Scoring Nonkickers	66	AFC in 2012	t-5 th
Receiving Yards TE	790	NFL in 2012	7 th
Receiving Yards TE	790	AFC in 2012	3 rd

STEPHEN GOSTKOWSKI

Scoring	153	NFL in 2012	1 st
Scoring	153	Team History	2 nd
Extra Points	66	Team History	2 nd
Extra Points	66	NFL History	t-3 rd
Field Goals	29	Team History	5 th

JEROD MAYO

Tackles	184	Team History	5 th
---------	-----	--------------	-----------------

DEVIN MCOURTY

Interceptions	5	AFC in 2012	t-1 st
---------------	---	-------------	-------------------

PATRIOTS KEY CONTRIBUTORS

OFFENSE

WR Danny Amendola (FA-STL, '13)

Amendola shined in his Patriots debut, catching 10 passes for 104 yards in the Patriots' 23-21 win over Buffalo on Sunday. It was Amendola's third career 100-yard game and fourth career game with 10 or more receptions ... Seven of Amendola's 10 receptions came on third down and resulted in a Patriots first down, including a 6-yard reception on a third-and-4 from the NE 31 to keep the game-winning drive alive.

This is Amendola's second regular season game vs. the Jets

LT Nate Solder (D1, '11)

Started in all 16 regular season games in 2012 at left tackle ... Also appeared in 16 games in 2011, making 13 starts – 11 at right tackle and two as a tackle-eligible tight end ... Started both postseason games at left tackle in 2012.

This is Solder's fifth game vs. the Jets

LG Logan Mankins (D2, '05)

An eight-year mainstay at guard and five-time Pro Bowler who has started all 114 regular-season games and all 15 postseason games in which he has appeared since joining the Patriots in 2005.

This is Mankins' 14th regular season game vs. the Jets

OL Ryan Wendell (FA-'08)

Led all NFL players in playing time in 2012 by starting all 16 games at center and playing 1,379 snaps ... Was a key reserve on the offensive line and saw starting assignments at center and both guard positions before earning the starting center position in 2011 ... Made his NFL debut on special teams in the Patriots' season opener vs. Buffalo in 2009.

This is Wendell's eighth regular season game vs. the Jets

OL Dan Connolly (FA-'07)

Started in 14 regular season games in 2012 at right guard and also appeared at fullback in short yardage situations ... Took over as starting center after season-ending leg injury to Dan Koppen in the 2011 opener ... Started at right guard for both postseason games in 2012.

This is Connolly's ninth regular season game vs. the Jets

RT Sebastian Vollmer (D2d, '09)

Started in 15 regular season games at right tackle in 2012, rebounding strong from an injury ravaged 2011 in which he was inactive for 10 regular season and two playoff games ... Also started both playoff contests in 2012.

This is Vollmer's fifth regular season game vs. the Jets

WR Julian Edelman (D7a, '09)

Edelman caught a 9-yard touchdown pass in the first quarter and an 8-yard touchdown pass in the second quarter in New England's 23-21 win over Buffalo. It is his first regular season game with two touchdown receptions ... After returning three punts for 32 yards against Buffalo, Edelman

now has returned 75 punts for 975 in his career for a 13.0 average, the highest in NFL history among returners with a minimum of 75 attempts.

This is Edelman's eighth regular season game vs. the Jets



TE Rob Gronkowski (D2a, '10)

Gronkowski caught two touchdown passes against Indianapolis in Week 11 of 2012 to push his season total to 10 touchdowns. He is the first tight end in NFL history to have three straight 10-plus touchdown seasons (10 touchdowns in 2010, 18 in 2011, 10 in 2012). Gronkowski and Antonio Gates (13 in 2004 and 10 in 2005) are the only tight ends to have back-to-back 10-plus touchdown

seasons... Gronkowski joins Randy Moss (2007, 2008 and 2009) and Corey Dillon (2004, 2005, 2006) as the only Patriots with three straight 10-plus touchdown seasons and three 10-plus seasons overall...Gronkowski's 53 receptions are the most by an AFC TE in 2012 and the third most in the NFL behind Dallas TE Jason Witten (73) and Atlanta TE Tony Gonzalez (64) ... Gronkowski's 10 receiving touchdowns lead the team in 2012.

QB Tom Brady (D6, '00)

Brady led the Patriots on a 12-play, 49-yard drive late in the fourth quarter on Sunday to set up Stephen Gostkowski's game-winning field goal against Buffalo. It is the 27th time in his career that Brady has led a comeback with his team trailing in the fourth quarter. Brady needs one more fourth quarter comeback to tie Brett Favre for the fifth-most all-time ... Brady threw two touchdown passes to extend his streak of at least one touchdown pass to 49 games, the second-longest active streak behind Drew Brees (54) ... Brady also threw for 288 yards to become the 9th player in NFL history with at least 45,000 career passing yards ... Brady has a 17-5 record in 22 regular-season games against the Jets. He has thrown five 300-yard games in his career against the Jets and is a perfect 5-0 in those contests ... Brady threw for 323 yards with three touchdowns and zero interceptions in his last game against the Jets on 11/22.

This is Brady's 23rd regular season game vs. the Jets

Brady vs. New York Jets (Regular Season)

G	W-L	Att	Com	Yds	Pct.	TD	INT	LG
22	17-5	701	446	5,172	63.6	31	10	83t

RB Stevan Ridley (D3a, '11)

Ridley finished third in the AFC with 1,263 yards rushing in 2012, good for fourth most in franchise history. Ridley is the 12th Patriots player to reach 1,000 yards rushing and just the fifth Patriots player to reach 1,200 yards ... Ridley also scored 12 rushing TDs, good for 2nd in the AFC behind Texans RB Arian Foster (12) ... It is the 13th time that a Patriots running back has finished a season with 10 or more rushing yards ... Ridley (12) and TE Rob Gronkowski (11) both had 10-plus touchdowns on the year. It is the third straight season and fifth time in team history that the Patriots have had two players finish with 10 or more touchdowns in a season ... Ridley had four 100-yard rushing days in 2012, including one at Buffalo (9/30) where he finished with 106 yards and two touchdowns.

This is Ridley's fifth regular season game vs. the Jets

TE Michael Hoomanawanui (FA-'12)

Hoomanawanui played in 14 games in 2012 in his first season with the Patriots ... Finished the season with 5 catches for 109 yards and 21.8 yards per catch, a career high ... Notched a career-high 41-yard reception against the 49ers (12/16) in the third quarter to set up a Tom Brady quarterback sneak for a touchdown ... Made his first career playoff start in the AFC Championship game against the Baltimore Ravens on 1/20.

This is Hoomanawanui's second regular season game vs. the Jets

RB Shane Vereen (D2b-'11)

Vereen set a career-high on Sunday at Buffalo with his first 100-yard rushing day after finishing with 14 carries for 101 yards. His previous best was 49 yards vs. New York Jets on Oct. 21, 2012 ... Vereen also had seven receptions for 58 yards to finish with 159 total yards, also a career high ... In his last game vs. the Jets on 11/22, Vereen connected with Tom Brady for an 83-yard TD reception in the second quarter for what would be the longest Patriots reception of the season.

This is Vereen's fourth regular season game against the Jets

PATRIOTS KEY CONTRIBUTORS

DEFENSE

DE Chandler Jones (D1a, '12)

Jones started in 14 games during his rookie year in 2012 and recorded 6.0 sacks, second on the team behind DL Rob Ninkovich (8.0) ... Was named the NFL Defensive Rookie of the Month in September 2012 by recording three sacks and two forced fumbles in his first four NFL games ... Jones forced three fumbles on sacks in 2012 and also defended five passes.

This is Jones' second regular-season game vs. the Jets

DT Vince Wilfork (D1, '04)

Wilfork started in all 16 games for the Patriots in 2012. He forced two fumbles and recovered four, tying him for the team lead with DL Rob Ninkovich (3) ... Wilfork also recorded three sacks on the season. His first of the season came on a strip-sack of Bills quarterback Ryan Fitzpatrick in the first quarter of the team's Week 10 win over Buffalo. Jermaine Cunningham recovered the football ... Wilfork has played in 138 games with 128 starts over nine seasons with the Patriots (2004-12) ... The Patriots own a 107-31 (.775) record in Wilfork's 138 career regular-season games ... Wilfork is 16-1 in 17 career games against the Bills.

This is Wilfork's 19th regular-season game vs. the Jets

DT Tommy Kelly (FA-'13)

Kelly was a mainstay at defensive tackle for the past nine seasons with the Oakland Raiders. He had started every regular season game for the club dating back to 2008... Kelly recorded a sack and two passes defended in 16 starts for Oakland in 2012 ... Recorded his first career interception in 2011 when he picked off Christian Ponder in the third quarter against the Minnesota Vikings on 11/20.

This is Kelly's fourth regular-season game vs. the Jets

DL Rob Ninkovich (FA-'09)

Ninkovich recovered a fumble forced by Kyle Arrington in the second quarter against Buffalo, giving him the most fumble recoveries of any NFL player over the last four years (2010-13) with ten. Vince Wilfork is second with seven opponent fumble recoveries during that time.

This is Ninkovich's sixth regular-season game vs. the Jets

LB Jerod Mayo (D1, '08)

Mayo picked up right where he left off in the Patriots' season opener at Buffalo, recording a team-high 15 tackles including 12 solo tackles. Mayo led the Patriots with 184 tackles in 2012 and has now recorded 100 or more tackles in five straight years. He is the first player in Patriots history to register 100 tackles in his first five NFL seasons ... Mayo matched a career best by recording at least 10 tackles in 10 games, including a season-high 20 tackles in a win over the Jets on 10/28 ... He also finished second on the team with four forced fumbles and recorded three sacks and an interception.



This is Mayo's ninth regular-season game vs. the Jets

LB Brandon Spikes (D2c, '10)

Spikes finished with a career-high 128 tackles in 2012 and was the only other Patriot besides Jerod Mayo to record 100 or more tackles... Spikes had 10 or more tackles in six games in 2012 ... He also finished with five forced fumbles, tied for third in the AFC with teammate Rob Ninkovich ... Spikes also recorded one sack and six passes defended.

This is Spikes' sixth regular-season game vs. the Jets

LB Dont'a Hightower (D1b, '12)

Hightower scored a touchdown in his first NFL game when he recovered a fumble caused by a Chandler Jones strip sack on the 6-yard line and ran in for the score in the Patriots season-opening win at Tennessee (9/9)... Started in 13 games his rookie season and finished with 75 total tackles, four sacks, three passes defended and two fumble recoveries... Tallied a career-high 10 tackles and one pass defended vs. San Francisco (12/16).

This is Hightower's third regular-season game vs. the Jets

CB Aqib Talib (Tr-'12)


Talib played in six games for the Patriots after being traded midway through the season from the Tampa Bay Buccaneers... In the second quarter of his first start with the Patriots, Talib notched his first interception as a Patriot and returned it 59 yards for a touchdown. The interception return was the longest of his career and gave the Patriots a 21-14 lead in a Week 11 win over Indianapolis ... Talib also recorded his first fumble recovery of the season on 12/16 vs. San Francisco.

This is Talib's third regular-season game vs. the Jets

DB Devin McCourty (D1, '10)

McCourty made nine starts at cornerback and seven starts at safety in 2012 ... Finished with 89 tackles, 13 passes defended and five interceptions, three of which came against the Bills ... McCourty recorded two interceptions for 34 yards in the Patriots Week 4 win at Buffalo ... In a Week 10 win vs. Buffalo, he intercepted Bills quarterback Ryan Fitzpatrick in the end zone with 23 seconds left in the game to seal the victory for New England ... The interception was McCourty's third of the season, all three having come against Fitzpatrick ... McCourty was named the AFC Special Teams Player of the Week following his 104-yard kickoff return for a touchdown in the first quarter of the team's Week 7 win against the Jets. The return was the second longest in team history behind Ellis Hobbs' 108-yard return against the Jets on Sept. 9, 2007.

This is McCourty's seventh regular-season game vs. the Jets



S Steve Gregory (UFA-SD, '12)

Gregory had a strong season opener against Buffalo, finishing second on the team with nine tackles, seven of them solo, and a pass defended. Gregory started in 12 games in 2012 and recorded 55 tackles including a career-high three interceptions... He returned from injury in Week 10 to play against Buffalo and recorded 5 tackles in his return to the field ... Gregory registered his first interception as a Patriot in the first quarter of Week 3's game at Baltimore. Gregory picked off Joe Flacco and returned the ball 36 yards to the Baltimore 6-yard line.

This is Gregory's fourth regular-season game vs. the Jets

CB Alfonzo Dennard (D7a, '12)

Dennard appeared in 10 of the team's last 12 games in 2012 after missing the first four due to injury ... Recorded 35 tackles and three interceptions in his rookie campaign, including an 87-yard interception return for a touchdown in a Week 11 win over Indianapolis ... Dennard also had seven passes defended and one forced fumble on the season.

This is Dennard's second regular-season game vs. the Jets

CB Kyle Arrington (UFA, '09)

Arrington forced two fumbles in the Patriots' season-opening win over Buffalo, a career-high ... Arrington also recorded five tackles (four solo), a tackle for loss, and a pass defended in the team's 23-21 win.

This is Arrington's eighth regular-season game vs. the Jets



SECOND WINNINGEST PRO SPORTS TEAM SINCE 1994

PATRIOTS ARE SECOND WINNINGEST PRO SPORTS FRANCHISE SINCE 1994

Since the 1994 season, the Patriots have won 67.5 percent of their regular season games (206-99), compiling the second-highest winning percentage in major American professional sports over that period. Since 1994, there have been 143 franchises that have fielded teams in the five major American sports leagues (NFL, MLB, NBA, NHL and MLS).

HIGHEST WINNING PERCENTAGE IN MAJOR AMERICAN PROFESSIONAL SPORTS, 1994-PRESENT

(Regular Season – Includes National Football League, Major League Baseball, National Basketball Association, National Hockey League and Major League Soccer)

Records updated through games of September 8, 2013

Rk	Team	Lg.	W	L	T/OTL	Pct.
1	San Antonio Spurs	NBA	1029	480	0	0.682
2	New England Patriots	NFL	206	99	0	0.675
3	Detroit Red Wings	NHL	840	375	193	0.665
4	Los Angeles Lakers	NBA	979	531	0	0.648
5	Green Bay Packers	NFL	196	109	0	0.643
6	Pittsburgh Steelers	NFL	192	112	1	0.631
7	New Jersey Devils	NHL	767	457	184	0.610
8	Seattle Sounders FC	MLS	73	40	41	0.607
9	Indianapolis Colts	NFL	184	121	0	0.603
10	Utah Jazz	NBA	910	600	0	0.603
11	New York Yankees	MLB	1877	1273	0	0.596
12	Dallas Stars	NHL	732	480	196	0.589
13	Denver Broncos	NFL	179	126	0	0.587
14	Philadelphia Flyers	NHL	712	470	213	0.587
15	Colorado Avalanche/Quebec Nordiques	NHL	723	500	185	0.579
16	Atlanta Braves	MLB	1815	1337	0	0.576
17	Phoenix Suns	NBA	866	644	0	0.574
18	Dallas Mavericks	NBA	864	646	0	0.572
19	Miami Heat	NBA	858	652	0	0.568
20	Los Angeles Galaxy	MLS	262	191	100	0.564
21	Oklahoma City/Seattle Thunder	NBA	848	662	0	0.562
22	Vancouver Canucks	NHL	684	519	205	0.559
23	St. Louis Blues	NHL	680	518	209	0.558
24	San Jose Sharks	NHL	685	524	199	0.557
25	Boston Bruins	NHL	671	517	220	0.555
26	Pittsburgh Penguins	NHL	694	541	172	0.554
27	Indiana Pacers	NBA	834	675	0	0.553
28	Boston Red Sox	MLB	1744	1413	0	0.552
29	Buffalo Sabres	NHL	681	534	193	0.552
30	Baltimore Ravens	NFL	150	122	1	0.551
31	Ottawa Senators	NHL	680	537	191	0.551
32	Houston Dynamo	MLS	97	72	78	0.551
33	Philadelphia Eagles	NFL	166	136	1	0.550
34	Houston Rockets	NBA	828	682	0	0.548
35	Chicago Fire	MLS	212	168	109	0.545
36	Washington Capitals	NHL	669	547	191	0.543
37	Orlando Magic	NBA	818	692	0	0.542
38	San Francisco 49ers	NFL	164	140	1	0.539
39	Minnesota Vikings	NFL	164	141	0	0.538
40	St. Louis Cardinals	MLB	1694	1458	0	0.537
41	Dallas Cowboys	NFL	163	142	0	0.534
42	Nashville Predators	NHL	519	447	148	0.532
43	Toronto Maple Leafs	NHL	653	565	190	0.531
44	Detroit Pistons	NBA	802	708	0	0.531
45	Portland TrailBlazers	NBA	801	709	0	0.530
46	New York Giants	NFL	161	143	1	0.530
47	Los Angeles Dodgers	MLB	1667	1486	0	0.529
48	Montreal Canadiens	NHL	643	564	201	0.528
49	Minnesota Wild	NHL	431	381	138	0.526
50	Los Angeles/Anaheim/CA Angels	MLB	1656	1499	0	0.525

NOTES: This analysis uses NFL rules when calculating winning percentage, counting ties as a half-win and a half-loss. For NHL teams, overtime losses (OTL) and ties from 2001-2004 (the NHL abolished ties in 2005-2006 and instituted a shootout system) are counted as ties when calculating winning percentage.

HIGHEST WINNING PERCENTAGE AMONG BOSTON-AREA MAJOR PROFESSIONAL SPORTS TEAMS, 1994-PRESENT

(Rankings listed below are each team's overall ranking among the 143 major American pro sports teams)

Records updated through games of January 22, 2013

Rank	Team	Lg.	W	L	T/OTL	Pct.
2	New England Patriots	NFL	206	99	0	0.675
25	Boston Bruins	NHL	671	517	220	0.555
28	Boston Red Sox	MLB	1744	1413	0	0.552
80	Boston Celtics	NBA	754	755	0	0.499
109	New England Revolution	MLS	204	241	109	0.467



THE TEAM OF THE DECADE

When Robert Kraft purchased the New England Patriots in 1994, few would have thought that 17 years later the franchise would be the undisputed team of the decade in the first decade of the new millennium. Kraft brought a winning vision to the organization and dedicated his resources to building a consistent winner. On Jan. 27, 2000, Kraft hired Bill Belichick to coach the team, and three months later the team drafted then-unheralded quarterback Tom Brady, putting the final pieces in place for the Patriots to become the most successful NFL team of the 2000s. Below is a look at the accomplishments of the Patriots during the first decade of the new millennium that earned the Patriots the "Team of the Decade" moniker.

THE PATRIOTS' UNMATCHED NFL SUCCESS FROM 2000-2009

Super Bowl Titles

New England	3
Pittsburgh.....	2
Baltimore.....	1
Indianapolis.....	1
New Orleans.....	1
N.Y. Giants.....	1
Tampa Bay.....	1

Conference Titles

New England	4
Indianapolis.....	2
N.Y. Giants.....	2
Pittsburgh.....	2
10 Teams	1

Division Titles

New England	7
Indianapolis.....	6
Philadelphia.....	5
Pittsburgh.....	5
San Diego.....	5

Note: The Patriots also finished tied for the division lead twice during the 2000s but lost the division title on tiebreakers in 2002 and 2008.

Playoff Wins

New England	14
Philadelphia.....	10
Pittsburgh.....	10
Indianapolis.....	9
Baltimore.....	8

Playoff Winning Percentage

Team	W	L	Pct.
New England	14	4	.777
New Orleans	5	2	.714
Pittsburgh	10	4	.714
Arizona	4	2	.667
Carolina	5	3	.625
Baltimore	8	5	.615

Playoff Games Played

New England	18
Philadelphia.....	18
Indianapolis.....	17
Pittsburgh.....	14
Baltimore.....	13
N.Y. Giants.....	11

Overall Wins

(Includes Regular Season and Playoffs)

New England	126
Indianapolis.....	124
Pittsburgh.....	113
Philadelphia.....	113
Baltimore.....	100

Overall Winning Percentage

(Includes Regular Season and Playoffs)

Team	W	L	T	Pct.
New England	126	52	0	.708
Indianapolis	124	53	0	.701
Pittsburgh	113	60	1	.652
Philadelphia	113	64	1	.638
Green Bay	98	71	0	.580

Most Victories in a Season (Inc. Playoffs), 2000-09

Team	Year	W
New England	2007	18
New England	2003	17
New England	2004	17
Baltimore	2000	16
St. Louis	2001	16
Pittsburgh	2004	16
Indianapolis	2006	16
Indianapolis	2009	16
New Orleans	2009	16

Most Victories in a Single Regular Season, 2000-09

Team	Year	W
New England	2007	16
Pittsburgh	2004	15
New England	2003	14
New England	2004	14
Indianapolis	2005	14
Indianapolis	2009	14
St. Louis	2001	14

Playoff Games Hosted

New England	9
Philadelphia	9
Pittsburgh.....	8
Indianapolis.....	8

Major Sports League Titles, 2000-09

Los Angeles Lakers	NBA	4
New England Patriots	NFL	3
San Antonio Spurs	NBA	3
Boston Red Sox	MLB	2
Detroit Red Wings	NHL	2
Houston Dynamo	MLS	2
Los Angeles Galaxy	MLS	2
New Jersey Devils	NHL	2
New York Yankees	MLB	2
Pittsburgh Steelers	NFL	2
San Jose Earthquakes	MLS	2

Major Sports Conference Titles, 2000-09

Los Angeles Lakers	NBA	6
New England Patriots	NFL	4
New England Revolution	MLS	4
Los Angeles Galaxy	MLS	4
New York Yankees	MLB	4
Detroit Red Wings	NHL	3
New Jersey Devils	NHL	3
San Antonio Spurs	NBA	3

Seasons of NFL Playoff Advancement

Philadelphia	7
New England	6
Pittsburgh.....	5
Baltimore.....	4
Indianapolis.....	4
Green Bay	3
Oakland.....	3
Seattle	3
New Orleans.....	3



PATRIOTS FOOTBALL NETWORK

The **Patriots Football Network** (PFN) is the full portfolio of media offerings from the three-time Super Bowl Champion New England Patriots. PFN provides Patriots content produced both in-house and with media partners spanning print, television, radio and the Internet.

PATRIOTS ALL ACCESS

T Emmy-Award winning Patriots All Access airs weekly throughout the season on WBZ, Channel 4 in Boston and regional affiliates. Patriots All Access features exclusive, behind-the-scenes access and in-depth weekly features on Patriots players and personnel. Hosted by WBZ's Steve Burton, the show features weekly sit-downs with Coach Bill Belichick, including the popular "Belestrator" segment where the coach breaks down upcoming opponents. Fridays at 7:00 p.m. and Sundays at 9:00 a.m. on **TV 38 in Boston; WNAC-TV in Providence**; Saturdays at 12:05 a.m. on **WMUR-TV in Manchester, N.H.** Saturdays at 5:00 a.m. on **WMTW-TV in Portland, Maine**; Saturdays at 5:00 p.m. on **WCTX-TV in Hartford, Conn.** Saturdays at 7:00 p.m. on **WFXQ-TV in Springfield, Mass.**; Sundays at 11:00 a.m. on **WVII-TV in Bangor, Maine**



TOTALLY PATRIOTS



Totally Patriots is a unique, one of a kind Patriots show aimed for the next generation of Patriots fans. This weekly, youth oriented football show allows school aged fans unprecedented access to their favorite players, enabling them to ask questions in a relaxed, informal setting. It airs on TV-38 on Saturday at morning 10 a.m.

PATRIOTS TODAY AND PATRIOTS THIS WEEK

PATRIOTS TODAY: Available daily at Patriots.com.

PATRIOTS THIS WEEK: Fridays 9:30 p.m. on Comcast Sports Net.

Patriots Today gives fans a daily, in-depth look at the club that is unmatched by any other outlet. Hosted by Jackie Brittain with daily reports from Brian Lowe and twice-weekly analysis from PFW's Paul Perillo. Patriots Today produces multiple segments each day during the season, with upwards of 45 minutes of up-to-the minute Patriots news, information and analysis throughout the day. Patriots Today is the only place fans can watch complete broadcasts of full-length press conferences on a daily basis, plus daily locker room uncut segments. Every Friday at 10:30 p.m. on Comcast Sports Net, Scott Zolak will bring you *Patriots This Week*, providing a thorough recap of each week's developments.

PATRIOTS.COM NEWS

Patriots.com features daily updates and exclusive content from the writers of *Patriots Football Weekly*, offering everything from breaking news to player features and the popular "Ask PFW" postings.

VIDEO

The first professional sports team website to offer streaming video provides Patriots fans with a variety of exclusive video content. Visitors can choose their channel and watch exclusive video from news to cheerleaders. Patriots.com also features video of every Patriots press conference, including postgame press conferences and Coach Belichick's weekday media updates.

AUDIO

Patriots Web Radio programming is available exclusively on Patriots.com beginning at noon each day, Monday through Friday. Kicking off the programming lineup is PFW In Progress, a daily online program that features candid commentary from the writers of *Patriots Football Weekly*. Following PFW In Progress is Patriots Playbook, hosted by John Rooke, featuring items from around the NFL. Fantasy Football Champs and Football Nation round out the Patriots.com radio lineup. Patriots.com also offers streaming audio of every Patriots press conference, as well as archives of Patriots.com Radio shows and exclusive podcasts.

PATRIOTS MONDAY ON WEEI

WEEI Sports Radio broadcasts Patriots Monday each week, offering fans unique insight and analysis from Coach Belichick and Tom Brady in addition to other Patriots players. WEEI will broadcast Patriots Monday live from Gillette Stadium each Monday, kicking off with Dennis & Callahan at 6:00 a.m.

PATRIOTS FRIDAY ON WAAF

WAAF broadcasts Patriots Friday each week, offering fans a look ahead at the weekend's game, match ups and rivalries. Various Patriots players will be featured on air.. WAAF will broadcast Patriots Fridays each week throughout the season with Greg Hill from the Hill-Man Morning Radio Show.

98.5 THE SPORTS HUB PATRIOTS RADIO NETWORK

A new era in Patriots Radio history began in 2009, with the move of the game broadcasts to 98.5 FM, Boston's Sports Hub. The transition to Boston's new all-sports radio station insures that Patriots fans will continue to hear every kick, block and tackle in stereo, and without static, in crystal-clear FM quality. Fans all over New England will be able to listen in to any of 37 stations on the Safety Insurance 98.5 The Sports Hub Patriots Radio Network, starting with Patriots Preview three hours before kickoff, and capped off with Patriots Postgame for three hours after the final gun.



FLAGSHIP STATION

98.5 FM Boston's Sports Hub

MASSACHUSETTS

WAQY	Springfield	102.1 FM
WBEC	Pittsfield	1420 AM
WPKZ	Fitchburg	1280 AM
WNAW	N. Adams	1230 AM
WBSM	New Bedford	1420 AM
WPVQ	Greenfield	95.3 FM
WSAR	Fall River	1480 AM
WWFX	Worcester	100.1 FM
WXTK	Hyannis	95.1 FM

NEW HAMPSHIRE

WNNH	Concord	99.1 FM
WSAK	Hampton	102.1 FM
WEMJ	Laconia	1490 AM
WLNH	Laconia	98.3 FM
WSHK	Portsmouth	105.3 FM
Wfnq	Nashua	106.3 FM
WPKQ	N. Conway	103.7 FM
WXXK	Lebanon	100.5 FM
WINQ	Keene	98.7 FM

RHODE ISLAND

WPRO	Providence	630 AM
WEAN	Providence	99.7 FM

NEW YORK

WUSP	Utica	95.5 FM
WUSP	Utica	1550 AM
WRCK	Utica	1480 AM

VERMONT

WBTN	Bennington	1370 AM
WRFK	Barre	107.1 FM
WKVT	Brattleboro	92.7 FM
WCPV	Burlington	101.3 FM
WEXP	Rutland	101.5 FM
WIKE	Newport	1490 AM
WSTJ	St Johnsbury	1340 AM

MAINE

WEBB	Augusta	98.5 FM
WEZQ	Bangor	92.9 FM
WBLM	Portland	102.9 FM

CONNECTICUT

WUCS	Hartford	97.9 FM
WINY	Putnam	1350 AM
WMOS	New London	102.3 FM



2013 OFFENSIVE STATISTICS

WON 1, LOST 0

09/08 W 23-21	at Buffalo	65,519
09/12	New York Jets	
09/22	Tampa Bay	
09/29	at Atlanta	
10/06	at Cincinnati	
10/13	New Orleans	
10/20	at New York Jets	
10/27	Miami	
11/03	Pittsburgh	
11/18	at Carolina	
11/24	Denver	
12/01	at Houston	
12/08	Cleveland	
12/15	at Miami	
12/22	at Baltimore	
12/29	Buffalo	
	N.E.	Opp.

TOTAL FIRST DOWNS	26	15
Rushing	7	7
Passing	18	6
Penalty	1	2
3rd Down: Made/Att	11/20	4/13
3rd Down Pct.	55.0	30.8
4th Down: Made/Att	0/1	0/0
4th Down Pct.	0.0	0.0
POSSESSION AVG.	37:43	22:17
TOTAL NET YARDS	431	286
Avg. Per Game	431.0	286.0
Total Plays	89	61
Avg. Per Play	4.8	4.7
NET YARDS RUSHING	158	136
Avg. Per Game	158.0	136.0
Total Rushes	35	34
NET YARDS PASSING	273	150
Avg. Per Game	273.0	150.0
Sacked/Yards Lost	2/15	0/0
Gross Yards	288	150
Att./Completions	52/29	27/18
Completion Pct.	55.8	66.7
Had Intercepted	1	0
PUNTS/AVERAGE	6/39.3	9/45.8
NET PUNTING AVG.	6/36.0	9/40.0
PENALTIES/YARDS	4/36	10/75
FUMBLES/BALL LOST	2/2	3/2
TOUCHDOWNS	2	3
Rushing	0	0
Passing	2	2
Returns	0	1

* SCORE BY PERIODS Q1 Q2 Q3 Q4 OT PTS

TEAM	10	7	0	6	0	23
OPPONENTS	0	14	7	0	0	21
* SCORING	TD-Ru-Pa-Rt	K-PAT	FG	S	PTS	
Edelman	2	0	2	0	0	12
Gostkowski	0	0	0	0	2/ 2	3/ 3 0 11
TEAM	2	0	2	0	2/ 2	3/ 3 0 23
OPPONENTS	3	0	2	1	3/ 3	0/ 0 0 21

2-Pt Conv: TM 0-0, OPP 0-0

SACKS: OPP 2

FUM/LOST: Brady 1/1, Ridley 1/1

* RUSHING No. Yds Avg Long TD

Vereen	14	101	7.2	21	0
Ridley	9	46	5.1	20	0
Blount	7	15	2.1	5	0
Brady	5	-4	-1.8	0	0
TEAM	35	158	4.5	21	0
OPPONENTS	34	136	4.0	19	0

* RECEIVING No. Yds Avg Long TD

Amendola	10	104	10.4	24	0
Edelman	7	79	11.3	35	2
Vereen	7	58	8.3	19	0
Thompkins	4	42	10.5	20	0
Hoomanawanui	1	5	5.0	5	0
TEAM	29	288	9.9	35	2
OPPONENTS	18	150	8.3	19	2

* INTERCEPTIONS No. Yds Avg Long TD

TEAM	0	0	---	---	0
OPPONENTS	1	0	0.0	0	0

* PUNTING No. Yds Avg Net TB In Lg B

R. Allen	6	236	39.3	36.0	1	3	65	0
TEAM	6	236	39.3	36.0	1	3	65	0
OPPONENTS	9	412	45.8	40.0	1	3	57	0

* PUNT RETURNS Ret FC Yds Avg Long TD

Edelman	3	2	32	10.7	16	0
TEAM	3	2	32	10.7	16	0
OPPONENTS	0	1	0	---	---	0

* KICKOFF RETURNS No. Yds Avg Long TD

Blount	2	35	17.5	22	0
TEAM	2	35	17.5	22	0
OPPONENTS	1	19	19.0	19	0

* FIELD GOALS 1-19 20-29 30-39 40-49 50+

Gostkowski	0/ 0	0/ 0	2/ 2	1/ 1	0/0
TEAM	0/ 0	0/ 0	2/ 2	1/ 1	0/0
OPPONENTS	0/ 0	0/ 0	0/ 0	0/ 0	0/0

Gostkowski: (48G,33G,35G)

* PASSING Att Cmp Yds Cmp% Yds/Att TD TD% Int Int% Long Sack/Lost Rating

Brady	52	29	288	55.8	5.54	2	3.8	1	1.9	35	2/ 15	76.4
TEAM	52	29	288	55.8	5.54	2	3.8	1	1.9	35	2/ 15	76.4
OPPONENTS	27	18	150	66.7	5.56	2	7.4	0	0.0	19	0/ 0	105.5



2013 DEFENSIVE STATISTICS

Tackle Statistics based on Coaches Film Review

PLAYER Name	TACKLES			SACKS			INTERCEPTIONS				FUMBLES				SP. TEAMS				
	TT	UT	A	S	Yds	QH	Int	Yds	TD	PD	FF	FR	Yds	TD	TT	UT	A	FF	FR
Jerod Mayo	15	12	3	0.0	0.0	0	0	0	0	0	0	0	0	0	0	0	0	0	0
Steve Gregory	9	7	2	0.0	0.0	0	0	0	0	1	0	0	0	0	0	0	0	0	0
Rob Ninkovich	8	5	3	0.0	0.0	1	0	0	0	0	0	1	0	0	0	0	0	0	0
Tommy Kelly	7	2	5	0.0	0.0	2	0	0	0	0	0	1	0	0	0	0	0	0	0
Chandler Jones	6	4	2	0.0	0.0	1	0	0	0	0	0	0	0	0	0	0	0	0	0
Kyle Arrington	4	4	0	0.0	0.0	0	0	0	0	1	2	0	0	0	1	0	1	0	0
Dont'a Hightower	4	3	1	0.0	0.0	0	0	0	0	0	0	0	0	0	0	0	0	0	0
Vince Wilfork	4	2	2	0.0	0.0	0	0	0	0	0	0	0	0	0	0	0	0	0	0
Alfonzo Dennard	3	3	0	0.0	0.0	0	0	0	0	1	0	0	0	0	0	0	0	0	0
Aqib Talib	3	3	0	0.0	0.0	0	0	0	0	0	0	0	0	0	0	0	0	0	0
Devin McCourty	3	2	1	0.0	0.0	0	0	0	0	0	0	0	0	0	0	0	0	0	0
Joe Vellano	2	1	1	0.0	0.0	0	0	0	0	0	0	0	0	0	0	0	0	0	0
Brandon Spikes	2	1	1	0.0	0.0	0	0	0	0	0	0	0	0	0	0	0	0	0	0
Chris White	0	0	0	0.0	0.0	0	0	0	0	0	0	0	0	0	1	1	0	0	0
	70	49	21	0.0	0.0	4	0	0	0	3	2	2	0	0	2	1	1	0	0

FUMBLES - LOST (2-2)				
	No.	Lost	Own	
			Rec	O.B.
Tom Brady	1	1	0	0
Stevan Ridley	1	1	0	0
	1	1	0	0

MISC. OFFENSIVE STATS				
	Tkl	Ast	FF	FR
LeGarrett Blount	1	0	0	0
Zach Sudfeld	1	0	0	0
	2	0	0	0

KEY	
TT-Total Tackles	Int/Yds-Interceptions/Yards Returned
UT-Unassisted Tackles	PD-Passes Defensed

BLOCKED KICKS			
	XP	FG	P
Totals	0	0	0



2013 NEW ENGLAND PATRIOTS ROSTER

AS OF SEPTEMBER 9, 2013

ALPHABETICAL ROSTER								
#	NAME	POS	HT	WT	BORN	YR	COLLEGE	H.S. HOMETOWN
48	Aiken, Danny	LS	6-4	255	8/28/1988	3	Virginia	Roanoke, Va.
6	Allen, Ryan	P	6-2	215	2/28/1990	R	Louisiana Tech	Salem, Ore.
80	Amendola, Danny	WR	5-11	195	11/2/1985	5	Texas Tech	The Woodlands, Texas
25	Arrington, Kyle	CB	5-10	190	8/12/1986	5	Hofstra	Accokeek, Md.
64	Barker, Chris	OL	6-2	310	8/3/1990	R	Nevada	Etiwanda, Calif.
58	Beauharnais, Steve	LB	6-2	230	5/2/1990	R	Rutgers	Saddle Brook, N.J.
92	Bequette, Jake	DE	6-5	265	2/21/1989	2	Arkansas	Little Rock, Ark.
29	Blount, LeGarrette	RB	6-0	250	12/5/1986	4	Oregon	Perry, Fla.
38	Bolden, Brandon	RB	5-11	220	1/26/1990	2	Mississippi	Baton Rouge, La.
82	Boyce, Josh	WR	5-11	205	5/6/1991	R	Texas Christian	Copperas Cove, Texas
12	Brady, Tom	QB	6-4	225	8/3/1977	14	Michigan	San Mateo, Calif.
99	Buchanan, Michael	DL	6-6	255	1/24/1991	R	Illinois	Homewood, Ill.
61	Cannon, Marcus	OL	6-5	335	5/6/1988	3	Texas Christian	Odessa, Texas
23	Cole, Marquice	CB	5-10	195	11/1/1983	5	Northwestern	Hazel Crest, Ill.
91	Collins, Jamie	LB	6-3	250	10/20/1989	R	Southern Mississippi	McCall Creek, Miss.
63	Connolly, Dan	OL	6-4	305	9/2/1982	8	Southeast Missouri St.	St. Louis, Mo.
37	Dennard, Alfonzo	CB	5-10	200	9/9/1989	2	Nebraska	Rochelle, Ga.
46	Develin, James	FB	6-3	255	7/23/1988	1	Brown	Gilbertsville, Pa.
17	Dobson, Aaron	WR	6-3	200	7/23/1991	R	Marshall	Dunbar, W.V.
43	Ebner, Nate	DB	6-0	210	12/14/1988	2	Ohio State	Dublin, Ohio
11	Edelman, Julian	WR	5-10	198	5/22/1986	5	Kent State	Redwood City, Calif.
52	Fletcher, Dane	LB	6-2	245	9/14/1986	4	Montana State	Bozeman, Mont.
3	Gostkowski, Stephen	K	6-1	215	1/28/1984	8	Memphis	Madison, Miss.
28	Gregory, Steve	S	5-11	200	1/8/1983	8	Syracuse	Staten Island, N.Y.
87	Gronkowski, Rob	TE	6-6	265	5/14/1989	4	Arizona	Pittsburgh, Pa.
30	Harmon, Duron	DB	6-1	205	1/24/1991	R	Rutgers	Magnolia, Del.
54	Hightower, Dont'a	LB	6-3	270	3/12/1990	2	Alabama	Lewisburg, Tenn.
47	Hoomanawanui, Michael	TE	6-4	260	7/4/1988	4	Illinois	Bloomington, Ill.
95	Jones, Chandler	DE	6-5	265	2/27/1990	2	Syracuse	Endicott, N.Y.
93	Kelly, Tommy	DL	6-6	310	12/27/1980	10	Mississippi State	Jackson, Miss.
67	Kline, Josh	OL	6-3	295	12/29/1989	R	Kent State	Mason, Ohio
15	Mallett, Ryan	QB	6-6	245	6/5/1988	3	Arkansas	Texarkana, Texas
70	Mankins, Logan	G	6-4	308	3/10/1982	9	Fresno State	Catheys Valley, Calif.
51	Mayo, Jerod	LB	6-1	250	2/23/1986	6	Tennessee	Hampton, Va.
32	McCourtly, Devin	DB	5-10	195	8/13/1987	4	Rutgers	Montvale, N.J.
50	Ninkovich, Rob	DB	6-2	260	2/1/1984	8	Purdue	Blue Island, Ill.
22	Ridley, Stevan	RB	5-11	220	1/27/1989	3	Louisiana State	Natchez, Miss.
26	Ryan, Logan	CB	5-11	195	2/9/1991	R	Rutgers	Voorhees, N.J.
18	Slater, Matthew	WR	6-0	210	9/9/1985	6	UCLA	Anaheim, Calif.
77	Solder, Nate	T	6-8	320	4/12/1988	3	Colorado	Buena Vista, Colo.
55	Spikes, Brandon	LB	6-2	255	9/3/1987	4	Florida	Shelby, N.C.
44	Sudfeld, Zach	TE	6-7	260	4/17/1989	R	Nevada	Modesto, Calif.
74	Switek, Will	OL	6-6	310	1/8/1982	8	Stanford	Newbury Park, Calif.
31	Talib, Aqib	CB	6-1	205	2/13/1986	6	Kansas	Richardson, Texas
85	Thompkins, Kenbrell	WR	6-1	195	7/29/1988	R	Cincinnati	Miami, Fla.
72	Vellano, Joe	DL	6-2	300	10/30/1988	R	Maryland	Rexford, N.Y.
34	Vereen, Shane	RB	5-10	205	5/2/1989	3	California	Valencia, Calif.
76	Vollmer, Sebastian	T	6-8	320	7/10/1984	5	Houston	Kaarst, Germany
33	Washington, Leon	RB	5-8	192	8/29/1982	8	Florida State	Jacksonville, Fla.
62	Wendell, Ryan	OL	6-2	300	3/4/1986	5	Fresno State	Diamond Bar, Calif.
59	White, Chris	LB	6-3	238	1/15/1989	3	Mississippi State	Vandlease, Miss.
75	Wilfork, Vince	DL	6-2	325	11/4/1981	10	Miami (Fla.)	Boynton Beach, Fla.
27	Wilson, Tavon	DB	6-0	215	3/19/1990	2	Illinois	Washington, D.C.

NUMERICAL ROSTER		
#	NAME	POS
3	Stephen Gostkowski	K
6	Ryan Allen	P
11	Julian Edelman	WR
12	Tom Brady	QB
15	Ryan Mallett	QB
17	Aaron Dobson	WR
18	Matthew Slater	WR
22	Stevan Ridley	RB
23	Marquice Cole	CB
25	Kyle Arrington	CB
26	Logan Ryan	CB
27	Tavon Wilson	DB
28	Steve Gregory	S
29	LeGarrette Blount	RB
30	Duron Harmon	DB
31	Aqib Talib	CB
32	Devin McCourtly	DB
33	Leon Washington	RB
34	Shane Vereen	RB
37	Alfonzo Dennard	CB
38	Brandon Bolden	RB
43	Nate Ebner	DB
44	Zach Sudfeld	TE
46	James Develin	FB
47	Michael Hoomanawanui	TE
48	Danny Aiken	LS
50	Rob Ninkovich	DL
51	Jerod Mayo	LB
52	Dane Fletcher	LB
54	Dont'a Hightower	LB
55	Brandon Spikes	LB
58	Steve Beauharnais	LB
59	Chris White	LB
61	Marcus Cannon	OL
62	Ryan Wendell	OL
63	Dan Connolly	OL
64	Chris Barker	OL
67	Josh Kline	OL
70	Logan Mankins	G
72	Joe Vellano	DL
74	Will Svitek	OL
75	Vince Wilfork	DL
76	Sebastian Vollmer	T
77	Nate Solder	T
80	Danny Amendola	WR
82	Josh Boyce	WR
85	Kenbrell Thompkins	WR
87	Rob Gronkowski	TE
91	Jamie Collins	LB
92	Jake Bequette	DE
93	Tommy Kelly	DL
95	Chandler Jones	DE
99	Michael Buchanan	DL

PRACTICE SQUAD								
#	NAME	POS	HT	WT	BORN	YR	COLLEGE	H.S. HOMETOWN
68	Cave, Braxston	OL	6-3	305	7/29/1989	R	Notre Dame	Mishawaka, Ind.
49	Davis, Ja'Gared	LB	6-0	238	9/11/1990	R	Southern Methodist	Crockett, Texas
36	Davis, Kanorris	S	5-10	207	1/21/1990	R	Troy	Perry, Ga.
65	Devey, Jordan	T	6-6	317	1/11/1988	R	Memphis	American Fork, Utah
71	Dill, R.J.	T	6-6	316	7/26/1990	R	Rutgers	Trinity, Pa.
98	Forston, Marcus	DL	6-3	305	9/28/1989	1	Miami (Fla.)	Miami, Fla.
41	Green, Justin	DB	5-11	195	2/26/1991	R	Illinois	Louisville, Ky.
84	Sims, Quentin	WR	6-3	202	7/11/1990	R	Tennessee-Martin	Cincinnati, Ohio

PRACTICE SQUAD		
#	NAME	POS
36	Kanorris Davis	S
41	Justin Green	DB
49	Ja'Gared Davis	LB
65	Jordan Devey	T
68	Braxston Cave	OL
71	R.J. Dill	T
84	Quentin Sims	WR
98	Marcus Forston	DL

RESERVE/INJURED LIST								
#	NAME	POS	HT	WT	BORN	YR	COLLEGE	H.S. HOMETOWN
68	Green, Tyronne	OL	6-2	316	4/6/1986	5	Auburn	Pensacola, Fla.
67	Grissom, Cory	DL	6-2	316	6/9/1990	R	South Florida	LaGrange, Ga.
84	Moe, TJ	WR	6-0	200	10/14/1990	R	Missouri	O'Fallon, Mo.
24	Wilson, Adrian	S	6-3	230	10/12/1979	13	North Carolina State	High Point, N.C.
66	Zusevics, Markus	OL	6-5	300	4/25/1989	2	Iowa	Arlington Heights, Ill.

RESERVE/INJURED LIST		
#	NAME	POS
24	Adrian Wilson	S
66	Markus Zusevics	OL
67	Cory Grissom	DL
68	Tyronne Green	OL
84	TJ Moe	WR

RESERVE/N.F.I. LIST								
#	NAME	POS	HT	WT	BORN	YR	COLLEGE	H.S. HOMETOWN
97	Armstead, Armond	DL	6-5	305	8/3/1990	1	Southern California	Elk Grove, Calif.
13	Harrison, Mark	WR	6-3	230	12/11/1990	R	Rutgers	Stratford, Conn.

RESERVE/N.F.I LIST		
#	NAME	POS
13	Mark Harrison	WR
97	Armond Armstead	DL

HEAD COACH: BILL BELICHICK

ASSISTANTS: Josh Boyer, Cornerbacks; Moses Cabrera, Assistant Strength and Conditioning; Brian Daboll, offensive assistant, Ivan Fears, Running Backs; Brian Flores, Safeties; George Godsey, Tight Ends; Patrick Graham, Defensive Line; Pepper Johnson, Linebackers; Joe Judge, Special Teams Assistant; Josh McDaniels, Offensive Coordinator/Quarterbacks; Harold Nash, Head Strength and Conditioning; Scott O'Brien, Special Teams; Chad O'Shea, Receivers; Matt Patricia, Defensive Coordinator; Dante Scarnecchia, Assistant Head Coach/Offensive Line



2013 NUMERICAL ROSTER

September 9, 2013

3	Stephen Gostkowski	K	6-1	215	29	8	Memphis	D4b-06
6	Ryan Allen	P	6-2	215	23	R	Louisiana Tech	FA-13
11	Julian Edelman	WR	5-10	198	27	5	Kent State	D7a-09
12	Tom Brady	QB	6-4	225	36	14	Michigan	D6b-00
15	Ryan Mallett	QB	6-6	245	25	3	Arkansas	D3b-11
17	Aaron Dobson	WR	6-3	200	22	R	Marshall	D2b-13
18	Matthew Slater	WR	6-0	210	28	6	UCLA	D5-08
22	Stevan Ridley	RB	5-11	220	24	3	Louisiana State	D3a-11
23	Marquice Cole	CB	5-10	195	29	5	Northwestern	FA-12
25	Kyle Arrington	CB	5-10	190	27	5	Hofstra	FA-09
26	Logan Ryan	CB	5-11	195	22	R	Rutgers	D3a-13
27	Tavon Wilson	DB	6-0	215	23	2	Illinois	D2-12
28	Steve Gregory	S	5-11	200	30	8	Syracuse	UFA(SD)-12
29	LeGarrette Blount	RB	6-0	250	26	4	Oregon	TR(TB)-13
30	Duron Harmon	DB	6-1	205	22	R	Rutgers	D3b-13
31	Aqib Talib	CB	6-1	205	27	6	Kansas	TR(TB)-12
32	Devin McCourty	DB	5-10	195	26	4	Rutgers	D1-10
33	Leon Washington	RB	5-8	192	31	8	Floirda State	FA-13
34	Shane Vereen	RB	5-10	205	24	3	California	D2b-11
37	Alfonzo Dennard	DB	5-10	200	24	2	Nebraska	D7a-12
38	Brandon Bolden	RB	5-11	220	23	2	Mississippi	FA-12
43	Nate Ebner	DB	6-0	210	24	2	Ohio State	D6-12
44	Zach Sudfeld	TE	6-7	260	24	R	Nevada	FA-13
46	James Develin	FB	6-3	255	25	1	Brown	FA-12
47	Michael Hoomanawanui	TE	6-4	260	25	4	Illinois	FA-12
48	Danny Aiken	LS	6-4	255	25	3	Virginia	CW(BUF)-11
50	Rob Ninkovich	DL	6-2	260	29	8	Purdue	FA-09
51	Jerod Mayo	LB	6-1	250	27	6	Tennessee	D1-08
52	Dane Fletcher	LB	6-2	245	26	4	Montana State	FA-10
54	Dont'a Hightower	LB	6-3	270	23	2	Alabama	D1b-12
55	Brandon Spikes	LB	6-2	255	26	4	Florida	D2c-10
58	Steve Beauharnais	LB	6-2	230	23	R	Rutgers	D7b-13
59	Chris White	LB	6-3	238	24	3	Mississippi State	CW(DET)-13
61	Marcus Cannon	OL	6-5	335	25	3	Texas Christian	D5a-11
62	Ryan Wendell	OL	6-2	300	27	5	Fresno State	FA-08
63	Dan Connolly	OL	6-4	305	31	8	Southeast Missouri St.	FA-08
64	Chris Barker	OL	6-2	310	23	R	Nevada	CW(MIA)-13
67	Josh Kline	OL	6-3	295	23	R	Kent State	FA-13
70	Logan Mankins	G	6-4	308	31	9	Fresno State	D1-05
72	Joe Vellano	DL	6-2	300	24	R	Maryland	FA-13
74	Will Svitek	OL	6-6	310	31	8	Stanford	FA-13
75	Vince Wilfork	DL	6-2	325	31	10	Miami (Fla.)	D1a-04
76	Sebastian Vollmer	T	6-8	320	29	5	Houston	D2d-09
77	Nate Solder	T	6-8	320	25	3	Colorado	D1-11
80	Danny Amendola	WR	5-11	195	27	5	Texas Tech	UFA(STL)-13
82	Josh Boyce	WR	5-11	205	22	R	Texas Christian	D4-13
85	Kenbrell Thompkins	WR	6-1	195	25	R	Cincinnati	FA-13
87	Rob Gronkowski	TE	6-6	265	24	4	Arizona	D2a-10
91	Jamie Collins	LB	6-3	250	23	R	Southern Mississippi	D2a-13
92	Jake Bequette	DE	6-5	265	24	2	Arkansas	D3-12
93	Tommy Kelly	DL	6-6	310	32	10	Mississippi State	FA-13
95	Chandler Jones	DE	6-5	265	23	2	Syracuse	D1a-12
99	Michael Buchanan	DL	6-6	255	22	R	Illinois	D7a-13

PRACTICE SQUAD

#	NAME	POS	HT	WT	AGE	YR	COLLEGE	ACQ.
36	Kanorris Davis	S	5-10	207	23	R	Troy	FA-13
41	Justin Green	DB	5-11	195	22	R	Illinois	FA-13
49	Ja'Gared Davis	LB	6-0	238	22	R	Southern Methodist	CW(HOU)-13
65	Jordan Devey	T	6-6	317	25	R	Memphis	FA-13
68	Braxton Cave	OL	6-3	305	24	R	Notre Dame	Fa-13
71	R.J. Dill	T	6-6	316	23	R	Rutgers	FA-13
84	Quentin Sims	WR	6-3	202	23	R	Tennessee-Martin	FA-13
98	Marcus Forston	DL	6-3	305	23	1	Miami	FA-12

RESERVE/INJURED LIST

#	NAME	POS	HT	WT	AGE	YR	COLLEGE	(IR date)
24	Adrian Wilson	S	6-3	230	33	13	North Carolina State	(8/31/13)
66	Markus Zusevics	OL	6-5	300	24	2	Iowa	(8/26/13)
67	Cory Grissom	DT	6-2	316	23	R	South Florida	(8/26/13)
68	Tyronne Green	OL	6-2	316	27	5	Auburn	(8/15/13)
84	TJ Moe	WR	6-0	200	22	R	Missouri	(6/3/13)

RESERVE/N.F.I. LIST

#	NAME	POS	HT	WT	AGE	YR	COLLEGE	DATE
97	Armond Armstead	DL	6-5	305	23	1	Southern California	(8/26/13)
13	Mark Harrison	WR	6-3	230	22	R	Rutgers	(8/26/13)



2013 POSITIONAL ROSTER

September 9, 2013

DEFENSE (24)								
#	NAME	POS	HT	WT	BORN	YR	COLLEGE	H.S. HOMETOWN
DEFENSIVE LINE (7)								
92	Bequette, Jake	DE	6-5	265	2/21/1989	2	Arkansas	Little Rock, Ark.
99	Buchanan, Michael	DL	6-6	255	1/24/1991	R	Illinois	Homewood, Ill.
95	Jones, Chandler	DE	6-5	265	2/27/1990	2	Syracuse	Endicott, N.Y.
93	Kelly, Tommy	DL	6-6	310	12/27/1980	10	Mississippi State	Jackson, Miss.
50	Ninkovich, Rob	DL	6-2	260	2/1/1984	8	Purdue	Blue Island, Ill.
72	Vellano, Joe	DL	6-2	300	10/30/1988	R	Maryland	Rexford, N.Y.
75	Wilfork, Vince	DL	6-2	325	11/4/1981	10	Miami (Fla.)	Boynton Beach, Fla.
LINEBACKER (7)								
58	Beauharnais, Steve	LB	6-2	230	5/2/1990	R	Rutgers	Saddle Brook, N.J.
91	Collins, Jamie	LB	6-3	250	10/20/1989	R	Southern Mississippi	McCall Creek, Miss.
52	Fletcher, Dane	LB	6-2	245	9/14/1986	4	Montana State	Bozeman, Mont.
54	Hightower, Dont'a	LB	6-3	270	3/12/1990	2	Alabama	Lewisburg, Tenn.
51	Mayo, Jerod	LB	6-1	250	2/23/1986	6	Tennessee	Hampton, Va.
55	Spikes, Brandon	LB	6-2	255	9/3/1987	4	Florida	Shelby, N.C.
59	White, Chris	LB	6-3	238	1/15/1989	3	Mississippi State	Vanceleave, Miss.
DEFENSIVE BACK (10)								
25	Arrington, Kyle	CB	5-10	190	8/12/1986	5	Hofstra	Accokeek, Md.
23	Cole, Marquice	CB	5-10	195	11/13/1983	5	Northwestern	Hazel Crest, Ill.
37	Dennard, Alfonzo	CB	5-10	200	9/9/1989	2	Nebraska	Rochelle, Ga.
43	Ebner, Nate	DB	6-0	210	12/14/1988	2	Ohio State	Dublin, Ohio
28	Gregory, Steve	S	5-11	200	1/8/1983	8	Syracuse	Staten Island, N.Y.
30	Harmon., Duron	DB	6-1	205	1/24/1991	R	Rutgers	Magnolia, Del.
32	McCourty, Devin	DB	5-10	195	8/13/1987	4	Rutgers	Montvale, N.J.
26	Ryan, Logan	CB	5-11	195	2/9/1991	R	Rutgers	Voorhees, N.J.
31	Talib, Aqib	CB	6-1	205	2/13/1986	6	Kansas	Richardson, Texas
27	Wilson, Tavon	DB	6-0	215	3/19/1990	2	Illinois	Washington, D.C.
OFFENSE (26)								
#	NAME	POS	HT	WT	BORN	YR	COLLEGE	H.S. HOMETOWN
OFFENSIVE LINE (9)								
64	Barker, Chris	OL	6-2	310	8/3/1990	R	Nevada	Etiwanda, Calif.
61	Cannon, Marcus	OL	6-5	335	5/6/1988	3	Texas Christian	Odessa, Texas
63	Connolly, Dan	OL	6-4	305	9/2/1982	8	Southeast Missouri St.	St. Louis, Mo.
67	Kline, Josh	OL	6-3	295	12/29/1989	R	Kent State	Mason, Ohio
70	Mankins, Logan	G	6-4	308	3/10/1982	9	Fresno State	Catheys Valley, Calif.
77	Solder, Nate	T	6-8	320	4/12/1988	3	Colorado	Buena Vista, Co.
74	Svitek, Will	OL	6-6	310	1/8/1992	8	Stanford	Newbury Park, Calif.
76	Vollmer, Sebastian	T	6-8	320	7/10/1984	5	Houston	Kaarst, Germany
62	Wendell, Ryan	OL	6-2	300	3/4/1986	5	Fresno State	Diamond Bar, Calif.
QUARTERBACK (2)								
12	Brady, Tom	QB	6-4	225	8/3/1977	14	Michigan	San Mateo, Calif.
15	Mallett, Ryan	QB	6-6	245	6/5/1988	3	Arkansas	Texarkana, Texas
WIDE RECEIVER (6)								
80	Amendola, Danny	WR	5-11	195	11/2/1985	5	Texas Tech	The Woodlands, Texas
82	Boyce, Josh	WR	5-11	205	5/6/1991	R	Texas Christian	Copperas Cove, Texas
17	Dobson, Aaron	WR	6-3	200	7/23/1991	R	Marshall	Dunbar, W.V.
11	Edelman, Julian	WR	5-10	198	5/22/1986	5	Kent State	Redwood City, Calif.
18	Slater, Matthew	WR	6-0	210	9/9/1985	6	UCLA	Anaheim, Calif.
85	Thompkins, Kenbrell	WR	6-1	195	7/29/1988	R	Cincinnati	Miami, Fla.
RUNNING BACK (6)								
29	Blount, LeGarrette	RB	6-0	250	12/5/1986	4	Oregon	Perry, Fla.
38	Bolden, Brandon	RB	5-11	220	1/26/1990	2	Mississippi	Baton Rouge, La.
46	Develin, James	FB	6-3	255	7/23/1988	1	Brown	Gilbertsville, Pa.
22	Ridley, Stevan	RB	5-11	220	1/27/1989	3	Louisiana State	Natchez, Miss.
34	Vereen, Shane	RB	5-10	205	5/2/1989	3	California	Valencia, Calif.
33	Washington, Leon	RB	5-8	192	8/29/1982	8	Florida State	Jacksonville, Fla.
TIGHT END (3)								
87	Gronkowski, Rob	TE	6-6	265	5/14/1989	4	Arizona	Pittsburgh, Pa.
47	Hoomanawanui, Michael	TE	6-4	260	7/4/1988	4	Illinois	Bloomington, Ill.
44	Sudfeld, Zach	TE	6-7	260	4/17/1989	R	Nevada	Modesto, Calif.
SPECIALISTS (3)								
#	NAME	POS	HT	WT	BORN	YR	COLLEGE	H.S. HOMETOWN
SPECIALISTS (3)								
48	Aiken, Danny	LS	6-4	255	8/28/1988	3	Virginia	Roanoke, Va.
6	Allen, Ryan	P	6-2	215	2/28/1990	R	Louisiana Tech	Salem, Ore.
3	Gostkowski, Stephen	K	6-1	215	1/28/1984	8	Memphis	Madison, Miss.
RESERVE/INJURED (5)								
#	NAME	POS	HT	WT	BORN	YR	COLLEGE	H.S. HOMETOWN
RESERVE/INJURED (5)								
68	Green, Tyronne	OL	6-2	316	4/6/1986	5	Auburn	Pensacola, Fla.
67	Grissom, Cory	DL	6-2	316	6/9/1990	R	South Florida	LaGrange, Ga.
84	Moe, TJ	WR	6-0	200	10/14/1990	R	Missouri	O'Fallon, Mo.
24	Wilson, Adrian	S	6-3	230	10/12/1979	13	North Carolina State	High Point, N.C.
66	Zusevics, Markus	OL	6-5	300	4/25/1989	2	Iowa	Arlington Heights, Ill.
RESERVE/N.F.I. LIST (2)								
#	NAME	POS	HT	WT	BORN	YR	COLLEGE	H.S. HOMETOWN
RESERVE/N.F.I. (2)								
97	Armstead, Armond	DL	6-5	305	8/3/1990	1	Southern California	Elk Grove, Calif.
13	Harrison, Mark	WR	6-3	230	12/11/1990	R	Rutgers	Stratford, Conn.



How The Patriots Were Built

UPDATED: September 9, 2013

<u>YEAR</u>	<u>DRAFTEES (29)</u>	<u>VETERAN FREE AGENTS (9)</u>	<u>WAIVERS (3) / TRADES (2)</u>	<u>ROOKIE AND FIRST-YEAR FREE AGENTS (10)</u>
2000	Tom Brady (6b)			
2004	Vince Wilfork (1a)			
2005	Logan Mankins (1)			
2006	Stephen Gostkowski (4b)			
2008	Jerod Mayo (1) Matthew Slater (5)	Dan Connolly (fa)(JAX)		Ryan Wendell (fa)
2009	Sebastian Vollmer (2d) Julian Edelman (7a)	Rob Ninkovich (5)(NO)		Kyle Arrington (fa) (PHI)
2010	Devin McCourty (1) Rob Gronkowski (2a) Brandon Spikes (2c)			Dane Fletcher (fa)
2011	Nate Solder (1) Shane Vereen (2b) Stevan Ridley (3a) Ryan Mallett (3b) Marcus Cannon (5a)		Danny Aiken (fa) CW (BUF)	
2012	Chandler Jones (1a) Dont'a Hightower (1b) Tavon Wilson (2) Jake Bequette (3) Nate Ebner (6) Alfonzo Dennard (7a)	Marquice Cole (fa)(OAK) Steve Gregory (fa)(SD) Michael Hoomanawanui (5)(STL)	Aqib Talib (1) (tr-TB)	Brandon Bolden (fa) James Develin (fa) (CIN)
2013	Jamie Collins (2a) Aaron Dobson (2b) Logan Ryan (3a) Duron Harmon (3b) Josh Boyce (4) Michael Buchanan (7a) Steve Beauharnais (7b)	Danny Amendola (fa)(DAL) Tommy Kelly (fa)(OAK) Will Svitek (6)(KC) Leon Washington (4)(NYJ)	LeGarrette Blount (fa) (tr-TB) Chris Barker (fa) CW (MIA) Chris White (4) (BUF) CW (DET)	Ryan Allen (fa) Josh Kline (fa) Zach Sudfeld (fa) Kenbrell Thompsons (fa) Joe Vellano (fa)
NOTE: Team in parenthesis is the player's prior team (#) – indicates round drafted (fa) – indicates non-drafted free agents		<u>Reserve/Injured (5)</u> Tyronne Green (4)(SD) Cory Grissom (fa) TJ Moe (fa) Adrian Wilson (3)(ARI) Markus Zusevics (fa)	<u>Reserve/N.F.I List 2)</u> Armond Armstead (fa) Mark Harrison (fa)	



2013 TRANSACTIONS

UPDATED: September 9, 2013

JANUARY, 2013

1/24/2013	Benard, Marcus	Signed a future contract
1/24/2013	Develin, James	Signed a future contract
1/24/2013	Ebert, Jeremy	Signed a future contract
1/24/2013	Holmes, Andre	Signed a future contract
1/24/2013	Kafka, Mike	Signed a future contract
1/24/2013	Robertson, Tracy	Signed a future contract
1/24/2013	Tarpinian, Jeff	Signed a future contract

FEBRUARY, 2013

2/1/2013	Armstead, Armond	Signed
2/19/2013	Vega, Jason	Signed

MARCH, 2013

3/4/2013	Hix, Kyle	Released
3/4/2013	Larsen, Spencer	Released
3/14/2013	Amendola, Danny	Signed
3/14/2013	Washington, Leon	Signed
3/15/2013	Jones, Donald	Signed
3/16/2013	Arrington, Kyle	Re-signed
3/16/2013	Talib, Aqib	Re-signed
3/16/2013	Wilson, Adrian	Signed
3/16/2013	Lloyd, Brandon	Released
3/18/2013	Switek, Will	Signed
3/18/2013	Fiammetta, Tony	Reinstated to the 53-man roster
3/20/2013	Cole, Marquice	Re-signed
3/20/2013	Koutouvides, Niko	Re-signed
3/26/2013	Vollmer, Sebastian	Re-signed
3/28/2013	Jenkins, Michael	Signed
3/28/2013	White, Shun	Released from Miilitary/Reserve

APRIL, 2013

4/10/2013	Kelly, Tommy	Signed
4/11/2013	Edelman, Julian	Re-signed
4/15/2013	Hoomanawanui, M.	Re-signed
4/18/2013	Pryor, Myron	Released
4/26/2013	Collins, Jamie	Drafted
4/26/2013	Dobson, Aaron	Drafted
4/26/2013	Ryan, Logan	Drafted
4/26/2013	Harmon, Duron	Drafted
4/27/2013	Boyce, Josh	Drafted
4/27/2013	Buchanan, Michael	Drafted
4/27/2013	Beauharnais, Steve	Drafted
4/27/2013	Blount, LeGarrette	Acquired via trade (TB)
4/27/2013	Demps, Jeff	Traded to Tampa Bay
4/29/2013	Ebert, Jeremy	Released
4/29/2013	Fiammetta, Tony	Released
4/29/2013	Herman, Brad	Released
4/29/2013	Robertson, Tracy	Released
4/29/2013	Williams, Malcolm	Released

MAY, 2013

5/3/2013	Allen, Ryan	Signed
5/3/2013	Bartholomew, Ben	Signed
5/3/2013	Cherrington, Dewayne	Signed
5/3/2013	Davis, Kanorris	Signed
5/3/2013	Fisher, Elvis	Signed
5/3/2013	Ford, Brandon	Signed
5/3/2013	Grissom, Cory	Signed
5/3/2013	Hines, Quentin	Signed
5/3/2013	Jones, Brandon	Signed
5/3/2013	Kline, Josh	Signed
5/3/2013	McDonald, Chris	Signed
5/3/2013	Moe, TJ	Signed
5/3/2013	Morris, Stephon	Signed
5/3/2013	Sluss, Ian	Signed
5/3/2013	Stankiewitch, Matt	Signed
5/3/2013	Sudfeld, Zach	Signed
5/3/2013	Thompkins, Kenbrell	Signed
5/3/2013	Vellano, Joe	Signed
5/3/2013	Zupancic, Mike	Signed
5/6/2013	Hines, Quentin	Released
5/6/2013	Sluss, Ian	Released
5/7/2013	Shavers, Akeem	Claimed off Waivers (TB)
5/9/2013	Hawkins, Lavelle	Signed
5/13/2013	Green, Tyronne	Signed
5/13/2013	Mattes, R.J.	Signed
5/13/2013	Deaderick, Brandon	Released
5/13/2013	Holmes, Andre	Released
5/14/2013	Harmon, Duron	Signed/Draft Choice
5/15/2013	Love, Kyle	Released
5/16/2013	Ryan, Logan	Signed/Draft Choice
5/17/2013	Collins, Jamie	Signed/Draft Choice
5/17/2013	Beauharnais, Steve	Signed/Draft Choice
5/20/2013	Harrison, Mark	Signed
5/20/2013	Ruffer, David	Signed

MAY, 2013 (continued)

5/22/2013	Haslam, Kevin	Claimed off Waivers (SD)
5/22/2013	Mattes, R.J.	Released
5/28/2013	Boyce, Josh	Signed/Draft Choice
5/28/2013	Buchanan, Michael	Signed/Draft Choice
5/31/2013	Green, Tyronne	Released
5/31/2013	Moe, TJ	Released

JUNE, 2013

6/3/2013	Mattes, R.J.	Signed
6/3/2013	Moe, TJ	Placed on Reserve/Injured (Achilles)
6/5/2013	Shavers, Akeem	Released
6/6/2013	Edds, A.J.	Signed
6/10/2013	Cherrington, Dewayne	Released
6/10/2013	Kafka, Mike	Released
6/11/2013	Tebow, Tim	Signed
6/14/2013	Ruffer, David	Released
6/17/2013	Winn, George	Signed
6/20/2013	Dobson, Aaron	Signed/Draft Choice
6/26/2013	Hernandez, Aaron	Released

JULY, 2013

7/19/2013	Jones, Donald	Released
7/19/2013	Ashford, Perez	Signed
7/19/2013	Sims, Quentin	Signed
7/21/2013	Green, Justin	Signed
7/22/2013	White, Anthony Rashad	Signed
7/25/2013	Stankiewitch, Matt	Released
7/25/2013	Green, Tyronne	Signed
7/31/2013	Ashford, Perez	Released
7/31/2013	Hawkins, Lavelle	Released
7/31/2013	McDonald, Nick	Released

AUGUST, 2013

8/1/2013	Chappelear, Tarvis	Signed
8/1/2013	Haggerty, Johnathan	Signed
8/1/2013	Tuinei, Lavasier	Signed
8/1/2013	Vallone, Scott	Signed
8/1/2013	Morris, Stephon	Released
8/2/2013	Patterson, Luke	Signed
8/2/2013	Schwab, Brice	Signed
8/2/2013	Chappelear, Tarvis	Released
8/2/2013	Zupancic, Mike	Released
8/3/2013	Fisher, Elvis	Released
8/3/2013	Tuinei, Lavasier	Released
8/5/2013	Stankiewitch, Matt	Signed
8/5/2013	Zupancic, Mike	Signed
8/12/2013	Lewis, LeQuan	Signed
8/12/2013	Ford, Brandon	Released
8/13/2013	Landi, Evan	Signed
8/13/2013	Vega, Jason	Released
8/15/2013	Green, Tyronne	Placed on Reserve/Injured
8/15/2013	Haslam, Kevin	Released
8/15/2013	Jenkins, Michael	Released
8/19/2013	Edds, A.J.	Released
8/19/2013	Mattes, R.J.	Released
8/19/2013	Vallone, Scott	Released
8/26/2013	Morris, Stephon	Signed
8/26/2013	Vallone, Scott	Signed
8/26/2013	Grissom, Cory	Placed on Reserve/Injured
8/26/2013	Zusevics, Markus	Placed on Reserve/Injured
8/26/2013	Armstead, Armond	Placed on Reserve/NFI List
8/26/2013	Harrison, Mark	Placed on Reserve/NFI List
8/26/2013	Aiken, Kamar	Released
8/26/2013	Jones, Brandon	Released
8/26/2013	Koutouvides, Niko	Released
8/26/2013	Lewis, LeQuan	Released
8/26/2013	Zupancic, Mike	Released
8/27/2013	Landi, Evan	Released
8/27/2013	White, Anthony Rashad	Released
8/28/2013	Peña, Gilbert	Claimed off Waivers (GB)
8/28/2013	Schwab, Brice	Released
8/28/2013	Davis, Ja'Gared	Claimed off Waivers (HOU)
8/28/2013	Dowling, Ras-I	Released
8/30/2013	Bartholomew, Ben	Released
8/30/2013	Ballard, Jake	Released
8/30/2013	Benard, Marcus	Released
8/30/2013	Fells, Daniel	Released
8/30/2013	Haggerty, Johnathan	Released
8/30/2013	Patterson, Luke	Released
8/30/2013	Peña, Gilbert	Released
8/30/2013	Rivera, Mike	Released
8/30/2013	Stankiewitch, Matt	Released
8/30/2013	Vallone, Scott	Released
8/31/2013	Wilson, Adrian	Placed on Resevve/Injured
8/31/2013	Cunningham, Jermaine	Released



2013 TRANSACTIONS

August, 2013 (continued)

8/31/2013	Davis, Ja'Gared	Released
8/31/2013	Davis, Kanorris	Released
8/31/2013	Forston, Marcus	Released
8/31/2013	Francis, Justin	Released
8/31/2013	Green, Justin	Released
8/31/2013	McDonald, Chris	Released
8/31/2013	Mesko, Zoltan	Released
8/31/2013	Morris, Stephon	Released
8/31/2013	Sims, Quentin	Released
8/31/2013	Tarpinian, Jeff	Released
8/31/2013	Tebow, Tim	Released
8/31/2013	Winn, George	Released

SEPTEMBER, 2013

9/1/2013	Barker, Chris	Claimed off Waivers (MIA)
9/1/2013	Cave, Braxston	Claimed off Waivers (CLE)
9/1/2013	Francis, A.J.	Claimed off Waivers (MIA)
9/1/2013	White, Chris	Claimed off Waivers (DET)
9/1/2013	Cole, Marquice	Released
9/1/2013	Washington, Leon	Released
9/1/2013	Davis, Kanorris	Signed to the practice squad
9/1/2013	Davis Ja'Gared	Signed to the practice squad
9/1/2013	Forston, Marcus	Signed to the practice squad
9/1/2013	Green, Justin	Signed to the practice squad
9/1/2013	Tarpinian, Jeff	Signed to the practice squad
9/2/2013	Cole, Marquice	Signed
9/2/2013	Kline, Josh	Released
9/2/2013	Sims, Quentin	Signed to the practice squad
9/2/2013	Develin, James	Released
9/3/2013	Mulligan, Matthew	Signed
9/3/2013	Devey, Jordan	Signed to the practice squad
9/3/2013	Dill, R.J.	Signed to the practice squad
9/4/2013	Kline, Josh	Signed to the practice squad
9/4/2013	Tarpinian, Jeff	Released from the practice squad
9/5/2013	Cave, Braxston	Released
9/5/2013	Mulligan, Matthew	Released
9/6/2013	Develin, James	Signed
9/7/2013	Kline, Josh	Signed from the practice squad
9/7/2013	Washington, Leon	Signed
9/7/2013	Cave, Braxston	Signed to the practice squad
9/7/2013	Francis, A.J.	Released



UNOFFICIAL DEPTH CHART

Unofficial depth chart compiled by Patriots media relations, September 9, 2013

OFFENSE

WR:	80 Danny Amendola	18 Matthew Slater	<u>82 Josh Boyce</u>
LT:	77 Nate Solder	61 Marcus Cannon	
LG:	70 Logan Mankins	74 Will Svitek	
C:	62 Ryan Wendell	<u>67 Josh Kline</u>	
RG:	63 Dan Connolly	74 Will Svitek	<u>64 Chris Barker</u>
RT:	76 Sebastian Vollmer	74 Will Svitek	
TE:	87 Rob Gronkowski	47 Michael Hoomanawanui	<u>44 Zach Sudfeld</u>
WR:	11 Julian Edelman	<u>17 Aaron Dobson</u>	<u>85 Kenbrell Thompkins</u>
QB:	12 Tom Brady	15 Ryan Mallett	
RB:	22 Stevan Ridley	38 Brandon Bolden	46 James Develin
RB:	34 Shane Vereen	29 LeGarrette Blount	33 Leon Washington

DEFENSE

LE:	50 Rob Ninkovich	92 Jake Bequette	<u>99 Michael Buchanan</u>
DT:	75 Vince Wilfork	<u>72 Joe Vellano</u>	
DT:	93 Tommy Kelly	<u>72 Joe Vellano</u>	
RE:	95 Chandler Jones	<u>99 Michael Buchanan</u>	
LB:	51 Jerod Mayo	<u>58 Steve Beauharnais</u>	
LB:	55 Brandon Spikes	52 Dane Fletcher	59 Chris White
LB:	54 Dont'a Hightower	<u>91 Jamie Collins</u>	
LCB:	31 Aqib Talib	23 Marquice Cole	<u>26 Logan Ryan</u>
RCB:	37 Alfonzo Dennard	25 Kyle Arrington	
S:	28 Steve Gregory	<u>30 Duron Harmon</u>	
S:	32 Devin McCourty	27 Tavon Wilson	43 Nate Ebner

SPECIAL TEAMS

K:	3 Stephen Gostkowski	
P:	<u>6 Ryan Allen</u>	
H:	<u>6 Ryan Allen</u>	
PR:	11 Julian Edelman	
KR:	33 Leon Washington	18 Matthew Slater
LS:	48 Danny Aiken	

PRONUNCIATION GUIDE

Danny Amendola	ah-men-DOLE-uh	Michael Hoomanawanui	HO-oh-mah-nah-wah-noo-wee
Jake Bequette	BECK-it	Stevan Ridley	STEE-ven
Steve Beauharnais	bo-HARR-ness	Nate Solder	SOLD-er
LeGarrette Blount	LUH-garrett blunt	Will Svitek	SVEE-teck
Marquice Cole	mar-KWEECE	Aqib Talib	UH-keeb Tuh-leeB
Alfonzo Dennard	DENN-erd	Shane Vereen	vuh-REEN
Stephen Gostkowski	gust-OW-ski	Ryan Wendell	when-DELL
Dont'a Hightower	don-TAY	Tavon Wilson	TAY-von
Jerod Mayo	je-ROD		