



NEW YORK FOOTBALL GIANTS
PRESEASON WEEK 5



METLIFE STADIUM



NEW YORK GIANTS at NEW ENGLAND PATRIOTS
August 29, 2013 • 7:30 p.m. • Gillette Stadium





THIS WEEK'S GAME The Giants and the New England Patriots meet for the 23rd time in the preseason, with the Giants leading the series, 14-8. This is the ninth consecutive year the two teams have ended the preseason against one another. In the regular season, the Giants and Patriots have met nine times, with the Patriots leading the series, 5-4. The Giants and Patriots last met in the 2012 preseason, when the Giants beat the Patriots, 6-3, in MetLife Stadium.

2013 PRESEASON The Giants kicked off the 2013 preseason with an 18-13 victory over the Pittsburgh Steelers in Heinz Field. In their second game, the Giants lost to the Indianapolis Colts, 20-12, in MetLife Stadium. In their third game, the Giants lost to the Jets 24-21 in overtime in MetLife Stadium. The Patriots defeated the Philadelphia Eagles, 31-22, in their preseason opener in Lincoln Financial Field. In their second game, the Patriots defeated the Tampa Bay Buccaneers, 25-21, in Gillette Stadium. In their third game, the Patriots lost to the Detroit Lions 40-9 in Ford Field.

THE SERIES The Patriots lead the regular season series between the Giants, 5-4. During the preseason, the Giants lead the series, 14-8, against the Patriots. The Giants defeated the Patriots in Super Bowl XLII, 17-14, and Super Bowl XLVI, 21-17.

REGULAR SEASON WEEK 1 The Giants will face the Cowboys in AT&T Stadium on Sunday, Sept. 8. In the 2012 season opener, the Cowboys defeated the Giants, 24-17, in MetLife Stadium. In Week 8, the Giants defeated the Cowboys, 29-24, in Arlington. The Cowboys lead the series, 57-42-2 (0-1 playoffs). The game is slated for a 8:30 p.m. ET kickoff and will be televised nationally on NBC.

NATIONAL BROADCAST This week's game will be televised nationally by **NFL Network**. **Mike Mayock** and **Spero Dedes** will call the game from the booth, and **Alex Flanagan** will report from the sidelines.

LOCAL BROADCAST This week's game will be televised by **WNBC 4 New York**. **Bob Papa** will call the play-by-play, **Carl Banks** will provide the color commentary and **Howard Cross** and **Bruce Beck** will report from the sidelines.

GIANTS RADIO NETWORK The game will be broadcast by **SPORTS RADIO 66 WFAN AND 101.9 FM WFAN** in the Tri-State area — with **Chris Carrino** calling the play-by-play, **Roman Oben** serving as analysts and **Paul Dottino** reporting from the sidelines. **Lance Medow**, **Jeff Feagles**, and **John Schmeelk** will host the Giants radio pregame and postgame shows with pre-game coverage beginning at 6:35 p.m.

THE WEB Visit Giants.com for everything New York Giants. Giants.com is the only place to find exclusive audio, including live broadcasts of Head Coach Tom Coughlin's press conferences, plus more. Follow @Giants on Twitter and 'Like' the New York Giants on [Facebook.com/NewYorkGiants](https://www.facebook.com/NewYorkGiants). Download the FREE Giants Mobile App to get Giants news on the go 24/7! Text "GIANTS" to 51288. Signup for the Giants.com E-Newsletter, which features weekly game preview information at Giants.com/Newsletter.

THIS WEEK'S MEDIA SCHEDULE

Tuesday, August 27

11:55 a.m. – 1:45 p.m. - Practice

After Practice – Tom Coughlin Available on Field

1:40 – 2:25 p.m. – Player Interviews

Wednesday, August 28

Travel to New England - No Availability

Thursday, August 29

Giants at Patriots, 7:30 p.m.

Friday, August 30

1:00-1:45 p.m. – Player Interviews

1:45 p.m. – Tom Coughlin Availability

Saturday, August 31 (Roster Cut to 53 by 6 p.m.)

No scheduled availability - Players Day Off

Sunday, September 1

No scheduled Availability

Players Day Off

NEW YORK GIANTS 2013 SCHEDULE

PRESEASON (1-2)

| Date | Opponent | Result | TV |
|------|----------------|---------------|------|
| 8/10 | at Pittsburgh | W, 18-13 | WNBC |
| 8/18 | INDIANAPOLIS | L, 20-12 | FOX |
| 8/24 | JETS | L, 24-21 (OT) | WNBC |
| 8/29 | at New England | 7:30 p.m. | WNBC |

REGULAR SEASON

| Date | Opponent | Result | TV |
|-------|-----------------|------------|------|
| 9/8 | at Dallas | 8:30 p.m. | NBC |
| 9/15 | DENVER | 4:25 p.m. | CBS |
| 9/22 | at Carolina | 1:00 p.m. | FOX |
| 9/29 | at Kansas City | 1:00 p.m. | FOX |
| 10/6 | PHILADELPHIA | 1:00 p.m. | FOX |
| 10/10 | at Chicago | 8:25 p.m. | NFLN |
| 10/21 | MINNESOTA | 8:40 p.m. | ESPN |
| 10/27 | at Philadelphia | 1:00 p.m. | FOX |
| 11/3 | BYE | | |
| 11/10 | OAKLAND | 1:00 p.m. | CBS |
| 11/17 | GREEN BAY | 8:30 p.m.* | NBC |
| 11/24 | DALLAS | 4:25 p.m.* | FOX |
| 12/1 | at Washington | 8:30 p.m. | NBC |
| 12/8 | at San Diego | 4:25 p.m.* | FOX |
| 12/1 | SEATTLE | 1:00 p.m.* | FOX |
| 12/22 | at Detroit | 4:05 p.m.* | FOX |
| 12/29 | WASHINGTON | 1:00 p.m.* | FOX |

*Time subject to change



GIANTS CONNECTIONS Special Teams Assistant **Larry Izzo** played for the Patriots from 2001-08. In his first season with the Patriots, Izzo was voted special teams captain for the first of eight consecutive seasons and led the unit with 22 tackles... Assistant Strength and Conditioning Coach **Markus Paul** held the same position with the Patriots from 2000-04... Tight Ends Coach **Michael Pope** joined the Patriots in 1994 as running backs coach before moving to tight ends coach in 1995.

PATRIOT CONNECTIONS TE **Jake Ballard** played for the Giants from 2010-11. In 2011, Ballard finished the season with 38 catches for 604 yards (15.9 avg), 4 touchdowns and played in Super Bowl XLVI when the Giants defeated the Patriots... Head Coach **Bill Belichick** joined the New York Giants' coaching staff in 1979 launching a 12-year tenure with the Giants. In his years with the Giants, Belichick held numerous positions, including Special Teams Coach, Linebackers Coach, Secondary Coach, and Defensive Coordinator. During his time as the Giants defensive signal caller, his units were never ranked lower than 11th in the NFL and finished as high as second in the league three times, including the Super Bowl seasons of 1986 and 1990.

GIANTS NEW ENGLAND-AREA CONNECTIONS T **Will Beatty** played in 39 games with 35 starts at UConn... RB **Michael Cox** played three years of football at Avon Old Farms High School in Connecticut. After playing three years at Michigan, Cox finished his college career at UMass... WR **Victor Cruz** finished with 131 receptions for 1,958 yards and 11 touchdowns at UMass. Cruz was a two-time first-team All-Colonial Athletic Association selection...LS **Zak DeOssie** played linebacker at Brown University, where he recorded 315 tackles with 10.5 sacks... LB **Mark Herzlich** attended Boston College, where he was named first-team All-America and ACC Defensive Player of the Year and finished with 65 tackles and 4 sacks in 2008... DE **Mathias Kiwanuka** recorded 245 tackles (155 solo) and set school records with 37.5 sacks and 64.5 stops for losses at Boston College... G **Chris Snee** was a second-team All-American selection and an All-Big East Conference first-team in 2003, his final season at Boston College... Head Coach **Tom Coughlin** was the quarterbacks coach at Boston College from 1981-83 and then held the title of head coach from 1991-93... Offensive Coordinator **Kevin Gilbride** was born in New Haven, Conn. and earned a degree in physical education from Southern Connecticut State, where he played quarterback and tight end... Special Teams Coach **Tom Quinn** was the defensive coordinator at Boston College in 1995. He was defensive coordinator at College of the Holy Cross from 1996-98... Cornerbacks Coach **Peter Giunta** played defensive back and running back at Northeastern University. He began his coaching career in Massachusetts, where he was an assistant coach at Swampscott High School from 1978-80... Running Backs Coach **Jerald Ingram** held the same position with Boston College from 1991-93... Strength and Conditioning Coach **Jerry Palmeiri** was the director of strength and conditioning at Boston College from 1993-94... Offensive Assistant **Ryan Roeder** was the assistant offensive line coach at College of the Holy Cross in 2004... Quarterbacks Coach **Sean Ryan** was a graduate assistant at Boston College from 2001-02. Prior to joining the Giants, Ryan spent the 2006 season as recruiting coordinator, running backs coach and head coach of the junior varsity team at Harvard University.

PATRIOTS NEW YORK/NEW JERSEY-AREA CONNECTIONS CB **Kyle Arrington** played at Hofstra where he recorded 53 tackles, one interception, two forced fumbles and one fumble recovery during his senior season... LB **Steve Beauharnais** started 41-of-51 games for Rutgers and was also a semifinalist for the 2012 Butkus Award... DE **Jermaine Cunningham** was born in the Bronx, NY on April 24, 1988... DE **Justin Francis** played for Rutgers where he recorded 60 tackles, 13 tackles for loss, 5 ½ sacks, one interception and five passes defended in 2011... S **Steve Gregory** was born in Brooklyn, NY and was named All-City WR at Curtin High School in Staten Island, NY... DB **Duron Harmon** earned First-Team All-Big-East honors as a junior and senior at Rutgers... WR **Mark Harrison** became a three-year starter for Rutgers where he finished his career with 107 receptions for 1,769 yards and 18 touchdowns... CB **Brandon Jones** played in 13 games with 12 starts as a senior at Rutgers where he recorded 31 tackles, 9 passes defended and a team-leading five interceptions... DB **Devin McCourty** attended Saint Joseph's (Montvale, NJ) High School and played for Rutgers, where he recorded 238 tackles, two forced fumbles, and five fumble recoveries... CB **Logan Ryan** started 27-of-37 games at Rutgers where he recorded 170 tackles, 39 passes defended, and 7 interceptions, including 1 touchdown... Safeties Coach **Brian Flores** is a native of Brooklyn, NY and attended Poly Prep where he was a running back and linebacker... Coaching Assistant **Steve Belichick** attended Rutgers where he played four years of lacrosse.



PRESEASON WEEK 3

TOP PERFORMERS



No. 22

DAVID WILSON

Running Back

David Wilson started Week 3 vs. the Jets similar to the way he started the previous week. On the Giants' first offensive play, Wilson got key blocks and exploded for an 84-yard touchdown. He finished with a game-high 92 yards on just 5 rushes.

No. 58

MARK HERZLICH

Linebacker

The Giants' defense put points on the board with help from Mark Herzlich. The third-year pro recorded a sack for a safety in the 4th quarter, when his pressure forced QB Geno Smith to step out of bounds in the back of the end zone. Herzlich led the team with 8 tackles. He also add 1 pass defended and 1 fumble recovery.

No. 12

JERREL JERNIGAN

Wide Receiver

Jerrel Jernigan took advantage of his extended playing time against the Jets. Jernigan was targeted 15 times and finished the contest with 5 receptions for 66 yards, with a long of 21.

No. 20

PRINCE AMUKAMARA

Cornerback

Prince Amukamara continued his strong preseason play against the Jets. The cornerback from Nebraska played tight coverage and made several big plays, including a first-quarter interception on Geno Smith. He also recorded 3 tackles in the overtime loss.



No. 5

STEVE WEATHERFORD

Punter

With the Giants' offense struggling to put points on the board, Steve Weatherford did his part to make it difficult for the Jets as well. Weatherford punted 9 times for 390 yards, pinning 5 inside the Jets 20-yard line. He finished the evening with an average of 43.3 yards, including a long of 60 yards.



MEMORABLE GAMES VS. PATRIOTS

A look at the Giants-Patriots recent rivalry



WEEK 8
GIANTS 24, PATRIOTS 20
GILLETTE STADIUM • NOV. 6, 2011



In a game with an eerily similar conclusion to the finishes of Super Bowls XLII and XLVI, Eli Manning threw two touchdown passes in the final 3:03, including the one-yard game-winning to Jake Ballard with just 15 seconds left, as the Giants defeated the Patriots, 24-20, three months before the teams met in the Super Bowl.

The teams traded the lead three times in the fourth quarter, just as they did in their first Super Bowl clash. In that game, Giants' ruined New England's perfect season. This time, they ended the Patriots' 20-game regular season home winning streak.

New England took a three-point lead on Tom Brady's 14-yard touchdown pass to tight end Ron Gronkowski with 1:36 remaining. Manning and the Giants responded with an 80-yard drive that was highlighted by Ballard's terrific 28-yard reception on third-and-10. Four plays and a pass interference penalty later, Manning found Ballard for the winning touchdown.

Manning completed 20 of 39 passes for 250 yards – 179 in the decisive second half.

Neither team scored a point in the first half and the third

quarter ended with the Giants holding a 10-3 lead. The Patriots took their first lead at 13-10 with 7:08 remaining. Manning led the Giants on an eight-play, 85-yard drive that was aided by a 35-yard pass interference penalty on Kyle Arrington. It ended when Manning floated a perfect 10-yard touchdown pass to Mario Manningham on third-and-five for a 17-13 lead, a precursor to the thrilling finish.

GIANTS 24, PATRIOTS 20

| | 1 | 2 | 3 | 4 | Total |
|-----|---|---|----|----|-------|
| NYG | 0 | 0 | 10 | 14 | 24 |
| NE | 0 | 0 | 3 | 7 | 20 |

GIANTS

Passing

QB Eli Manning (250 yards, 2TDs)

Rushing

RB Brandon Jacobs (72 yards, 1TD)

Receiving

WR Victor Cruz (91 yards)

PATRIOTS

Passing

QB Tom Brady (342 yards, 2TDs)

Rushing

RB Green-Ellis (52 yards)

Receiving

WR Wes Welker (136 yards)





SUPER BOWL XLVI GIANTS 21, PATRIOTS 17

LUCAS OIL STADIUM • FEB. 5, 2012



History happily repeated itself for the Giants in Super Bowl XLVI. Ahmad Bradshaw's scored on a six-yard run with 57 seconds remaining in the game and the defense withstood one final assault from Tom Brady as the Giants defeated the Patriots, 21-17, in Lucas Oil Stadium. The Giants won their fourth Super Bowl and eighth championship in franchise history in a game that was eerily similar to their victory over the same opponent in Super Bowl XLII four years before. Eli Manning completed his first nine passes and 30 of 40 overall for 296 yards and a touchdown to win his second Pete Rozelle Trophy as the game's Most Valuable Player. He was at his best in the fourth quarter,

when he hit 10 of 14 passes for 118 yard, including a pinpoint 38-yarder to Mario Manningham to start the game-winning 88-yard, nine-play masterpiece that was completed in 2:49. In addition to Bradshaw's touchdown, the Giants scored on Manning's two-yard touchdown pass to Victor Cruz, Lawrence Tynes field goals of 38 and 33 yards and a safety when Brady was penalized for intentional grounding in the end zone. New England's points came on Brady touchdown passes of four yards to Danny Woodhead and 12 yards to Aaron Hernandez and Steve Gostkowski's 29-yard field goal.

GIANTS 24, PATRIOTS 17

| NYG | 1 | 2 | 3 | 4 | Total |
|-----|---|----|---|---|-------|
| NE | 9 | 0 | 6 | 6 | 21 |
| | 0 | 10 | 7 | 0 | 17 |

GIANTS

Passing

QB Eli Manning (296 yards, 1TD)

Rushing

RB Ahmad Bradshaw (72 yards, 1TD)

Receiving

WR Hakeem Nicks (109 yards)

PATRIOTS

Passing


QB Tom Brady (276 yards, 2TDs)

Rushing

RB Green-Ellis (44 yards)

Receiving

TE Hernandez (67 yards, 1TD)





WEEK 17
PATRIOTS 38, GIANTS 35
GIANTS STADIUM · DEC. 29, 2007



With the fifth seed and a game against Tampa Bay in the NFC playoffs guaranteed, the Giants prepared to face the undefeated Patriots in the season finale. The debate outside the locker room was whether the Giants should rest their starters for the first playoff game or go all out and try to win the game and ruin New England's perfect season. To Tom Coughlin, it was never a question. He plays to win every time he takes the field.

The Giants gave the Patriots all they could handle, taking a 12-point lead in the third quarter before falling, 38-35 -- the most points allowed by New England all season.

Eli Manning tied a career high with four touchdowns passes while completing 22 of 32 throws for 251 yards. Plaxico Burress caught two of the scores, giving him career-high 12 for the season and Brandon Jacobs and Kevin Boss caught one apiece. Domenik Hixon returned a kickoff for 74 yards for a touchdown.

For the Patriots, Tom Brady threw two touchdowns passes to Randy Moss, Laurence Maroney ran for two scores and Steve Gostkowski kicked three field goals.

PATRIOTS 38, GIANTS 35

| | 1 | 2 | 3 | 4 | Total |
|-----|---|----|---|----|-------|
| NE | 3 | 13 | 7 | 15 | 38 |
| NYG | 7 | 14 | 7 | 7 | 35 |

GIANTS

Passing

QB Eli Manning (251 yards, 4TDs)

Rushing

RB Brandon Jacobs (67 yards)

Receiving

WR Plaxico Burress (84 yards, 2TDs)

JETS

Passing

QB Tom Brady (356 yards, 1TD)

Rushing

RB Maroney (46 yards, 2 TDs)

Receiving

WR Wes Welker (122 yards)





SUPER BOWL XLII GIANTS 17, PATRIOTS 14



UNIVERSITY OF PHOENIX STADIUM • FEB. 3, 2008

Super Bowl XLII had a perfect ending, but the unexpected twist was that it belonged to the Giants. Eli Manning engineered a fourth quarter comeback drive for the ages and concluded perhaps the greatest postseason run in NFL history as the underdog

Giants upset the previously undefeated New England Patriots, 17-14, in Super Bowl XLII in University of Phoenix Stadium in Glendale, Ariz. The Giants won their third championship of the Super Bowl era – the first in 17 years – and seventh overall in what will surely be remembered as one of the most exciting title games in NFL history. It was the first of 42 Super Bowls in which the lead changed hands three times in the fourth quarter. Plaxico Burress scored the game-winning points with only 35 seconds remaining on a 13-yard pass from Manning. The score concluded a 12-play, 83-yard drive that commenced immediately after New England had taken a 14-10 lead with less than three minutes remaining. Manning, voted the game's most valuable player, completed 19 of 34 passes for 255 yards, two touchdowns and an interception, which deflected off Steve Smith's hands.

David Tyree scored the Giants' first touchdown and made an unbelievable catch on the game-winning drive. Ahmad Bradshaw and Brandon Jacobs combined for 87 rushing yards. Amani Toomer caught six passes for

84 yards and Smith added five for 50 yards. Lawrence Tynes kicked a 32-yard field goal, which ultimately proved to be the deciding points. The Giants' defense was magnificent. New England averaged almost 37 points a game in the regular season. The Giants held them to 14. The Patriots averaged 411.3 yards a game, but totaled only 274 in the Super Bowl.

The Patriots rushed for only 45 yards and did not have a run longer than nine yards. Tom Brady was sacked five times. Brady's six-yard touchdown pass to Randy Moss gave the Pats a 14-10 lead with just 2:42 remaining. Cornerback Corey Webster slipped on the play and New England reached the end zone at the end of a 12-play, 80-yard drive.

Manning responded by completing five of nine passes for 77 yards on the game-winning drive. The one everyone will long remember came on a third-and-five from the Giants' 44. Manning, seemingly about to be sacked, escaped, steadied himself and fired a pass down the middle of the field for Tyree, who was closely covered by safety Rodney Harrison. Both players jumped for the ball, which somehow landed on top of Tyree's helmet. But the receiver wrestled the ball away from Harrison for what may well be the greatest catch in Super Bowl history. The 32-yard gain gave the Giants a first down at the New England 24. Three players later, Smith picked up a huge first down and Manning followed with the game-winning throw to Burress.



GIANTS 17, PATRIOTS 14

University of Phoenix Stadium • Feb. 3, 2008

| | 1 | 2 | 3 | 4 | Total |
|-----|---|---|---|----|-------|
| NYG | 3 | 0 | 0 | 17 | 17 |
| NE | 0 | 7 | 0 | 7 | 14 |

GIANTS

Passing

QB Eli Manning (255 yards, 2TDs)

Rushing

RB Ahmad Bradshaw (45 yards)

Receiving

WR Amani Toomer (84 yards)

PATRIOTS

Passing

QB Tom Brady (266 yards, 1TD)

Rushing

RB Maroney (36 yards)

Receiving

WR Wes Welker (103 yards)

GIANTS QUICKHITS WHO TO WATCH FOR IN 2013...



QB ELI MANNING

Eli Manning looks to continue his dynamic play in 2013. Entering his 10th season, Manning currently has the longest active streak among NFL quarterbacks during regular-season games with 135 consecutive starts, the all-time Giants record. In 2012, he threw for 3,948 yards and 26 touchdowns, becoming the first Giants quarterback to throw for more than 3,000 yards in 8 consecutive seasons.

GIANTS RUNNING BACKS

DAVID WILSON & ANDRE BROWN


Ahmad Bradshaw's departure to Indianapolis provides great opportunities for running backs David Wilson and Andre Brown to lead the rushing attack. After a slow start, Wilson came on strong over the final four games last season, when he totaled 701 all-purpose-yards and 6 TDs. Brown had a career year despite going down in Week 11 with a season-ending leg injury. He rushed 73 times for 385 yards (5.3 avg.) and 8 TDs. In his first career start at Carolina, Brown ran for a career-high 113 yards and 2 touchdowns in a blowout.



GIANTS RECEIVING CORPS

HAKEEM NICKS, VICTOR CRUZ & RUEBEN RANDLE

Eli Manning will have plenty of weapons at wide receiver in 2013. Victor Cruz is coming off a season in which he had 1,092 receiving yards receiving and caught a team-high 10 touchdowns passes. Hakeem Nicks looks to regain his 2011 form in which he set a career high with 1,192 yards receiving. Rueben Randle looks to have a more prominent role in the offense with the departure of Domenik Hixon. Randle caught 2 touchdown passes in the season finale against the Philadelphia Eagles.



TE BRANDON MYERS

The Giants signed free agent TE Brandon Myers to help fill the void left by Martellus Bennett, who signed with Chicago in the spring. Myers is coming off a career season with the Oakland Raiders, from whom he caught 79 catches for 806 yards. The fifth-year pro also started in all 16 games for the Silver and Black last season.




CB PRINCE AMUKAMARA

In 2012, Prince Amukamara bounced back from his injury-shortened rookie season to have a solid sophomore campaign. He accumulated 59 tackles, 6 passes defended, and 1 interception, while playing in 13 games. The third-year pro is looking to solidify himself as one of the rising cornerbacks in the NFL.

GIANTS DEFENSIVE ENDS

JUSTIN TUCK, JASON PIERRE-PAUL, MATHIAS KIWANUKA

The Giants will heavily rely on Justin Tuck, Jason Pierre-Paul, and Mathias Kiwanuka. After recording 9.0 sacks over the past two seasons, Tuck hopes to play as he did in 2010 where he recorded 11.5 sacks. In 2012, Pierre-Paul played in all 16 games for the third consecutive season and finished with 6.5 sacks and 87 tackles. After rotating between linebacker and defensive end, Kiwanuka permanently returns to the end position, where in 2008 he set a career high with 8 sacks.



K JOSH BROWN

On March 13, 2013 the Giants signed Josh Brown to take over for Lawrence Tynes, who had the second highest field goal percentage in Giants history (83.6). Over his 10-year career, Brown has accumulated 1,003 points with a career long of 58 yards, which he completed during his rookie season with the Seattle Seahawks.

GIANTS 2013 DRAFT CLASS

| NAME | RD | PK | POS | COLLEGE |
|-------------------|----|----|-----|---------------|
| Justin Pugh | 1 | 19 | T | Syracuse |
| Johnathan Hankins | 2 | 17 | DT | Ohio State |
| Damontre Moore | 3 | 19 | DE | Texas A&M |
| Ryan Nassib | 4 | 13 | QB | Syracuse |
| Cooper Taylor | 5 | 19 | S | Richmond |
| Eric Herman | 7a | 19 | G | Ohio |
| Michael Cox | 7b | 47 | RB | Massachusetts |





COUGHLIN IN THE PRESEASON Giants Head Coach Tom Coughlin has compiled a 19-20 record during his tenure with the team during the preseason. As head coach of the Jacksonville Jaguars, Coughlin recorded a 19-14 record in the preseason.

COUGHLIN ENTERS 10th SEASON WITH GIANTS Tom Coughlin is beginning his 10th season as head coach of the Giants in 2013. Coughlin's 151 regular season victories ranks third in victories among current NFL head coaches behind only Bill Belichick (187) and Mike Shanahan (167). In 2012, Coughlin passed Hall of Famer Bill Parcells (77 regular-season victories) and moved into second place on the Giants' career coaching list. He finished the season with 83 victories and trails only Hall of Famer Steve Owen, who won a record 151 games as the Giants' head coach. Coughlin has the NFL's third-longest head coaching tenure with one team, behind New England's Bill Belichick (who is in his 14th season with the team) and Cincinnati's Marvin Lewis (in his 11th season).

COUGHLIN VERSUS THE NEW ENGLAND PATRIOTS Giants Head Coach Tom Coughlin is 1-3 (3-1 playoffs) in games vs. the Patriots. In his most recent matchup in 2011, Coughlin's Giants beat the Patriots in Super Bowl XLVI, 21-17.



PRONUNCIATION GUIDE

Prince Amukamara (ah-MOO-kah-MAH-rah)
David Baas (BOSS)
Will Beatty (bee-dee)
Zak DeOssie (dee-AUSSIE)
David Diehl (DEAL)
Larry Donnell (don-NELL)
Mark Herzlich (herz-LICK)
Jayron Hosley (JAY-ron HOSE-lee)

Linval Joseph (lin-VALL)
Mathias Kiwanuka (key-WAH-nu-kah)
Damontre Moore (dah-mon-TREY)
Adewale Ojomo (add-dah-WAH-LEE oh-JOE-moe)
Ryan Nassib (NASS-sib)
Terrell Thomas (ter-RELL)
Justin Trattou (trah-TOE)
Jacquian Williams (jah-KWON)



GIANTS

Patriots

| 2012 TALE OF THE TAPE | | |
|-----------------------|----------------------|-----------|
| Giants | | Opponents |
| 429 | Points Scored | 344 |
| 327 | Total First Downs | 317 |
| 78/192 | 3rd Down Conversions | 84/198 |
| 5687 | Offensive Yards | 6134 |
| 1862 | Net Rushing Yards | 2066 |
| 3825 | Net Passing Yards | 4068 |
| 33/39 | Field Goals | 26/30 |
| 47 | Touchdowns | 38 |
| 18 | Rushing TDs | 9 |
| 26 | Passing TDs | 26 |
| 3 | TDs on Returns | 3 |
| 7.2 | Punt Return Avg. | 9.3 |
| 26.2 | KO Return Avg | 23.7 |
| 33 | Sacks | 33 |

| 2012 TALE OF THE TAPE | | |
|-----------------------|----------------------|-----------|
| Patriots | | Opponents |
| 557 | Points Scored | 331 |
| 444 | Total First Downs | 340 |
| 110/226 | 3rd Down Conversions | 82/205 |
| 6846 | Offensive Yards | 5972 |
| 2184 | Net Rushing Yards | 1630 |
| 4662 | Net Passing Yards | 4342 |
| 29/35 | Field Goals | 21/25 |
| 67 | Touchdowns | 38 |
| 25 | Rushing TDs | 10 |
| 34 | Passing TDs | 27 |
| 8 | TDs on Returns | 1 |
| 12.0 | Punt Return Avg. | 6.7 |
| 21.2 | KO Return Avg | 20.5 |
| 37 | Sacks | 27 |

GIANTS 2012 TEAM LEADERS

| | | |
|----------------------|-------------------|------|
| Scoring: | Lawrence Tynes | 145 |
| Pass Attempts: | Eli Manning | 536 |
| Pass Completions: | Eli Manning | 321 |
| Completion Pct: | Eli Manning | 59.9 |
| Passing Yards: | Eli Manning | 3948 |
| Passing TDs: | Eli Manning | 26 |
| Rushing Yards: | Ahmad Bradshaw | 1015 |
| Rushing TDs: | Andre Brown | 8 |
| Avg. Yards-per-Rush: | Andre Brown | 5.3 |
| Receptions: | Victor Cruz | 86 |
| Receiving Yards: | Victor Cruz | 1092 |
| Receiving TDs: | Victor Cruz | 10 |
| Avg. Yards-per-Rec: | Ramses Barden | 15.7 |
| | Rueben Randle | |
| Tackles: | Antrel Rolle | 108 |
| Sacks: | Jason Pierre-Paul | 6.5 |
| Interceptions: | Stevie Brown | 8 |
| Punt Returns: | Rueben Randle | 15 |
| Punt Return Avg.: | Domenik Hixon | 8.0 |
| | Rueben Randle | |
| KO Returns: | David Wilson | 51 |
| KO Return Avg.: | David Wilson | 26.9 |
| Punts: | Steve Weatherford | 58 |
| Punting Avg: | Steve Weatherford | 47.5 |

PATRIOTS 2012 TEAM LEADERS

| | | |
|----------------------|--------------------|------|
| Scoring: | Stephen Gostkowski | 153 |
| Pass Attempts: | Tom Brady | 637 |
| Pass Completions: | Tom Brady | 401 |
| Completion Pct: | Tom Brady | 63.0 |
| Passing Yards: | Tom Brady | 4827 |
| Passing TDs: | Tom Brady | 34 |
| Rushing Yards: | Stevan Ridley | 1263 |
| Rushing TDs: | Stevan Ridley | 12 |
| Avg. Yards-per-Rush: | Stevan Ridley | 4.4 |
| Receptions: | Wes Welker | 118 |
| Receiving Yards: | Wes Welker | 1354 |
| Receiving TDs: | Rob Gronkowski | 11 |
| Avg. Yards-per-Rec: | Rob Gronkowski | 14.4 |
| Tackles: | Jerod Mayo | 147 |
| Sacks: | Rob Ninkovich | 8.0 |
| Interceptions: | Devin McCourty | 5 |
| Punt Returns: | Wes Welker | 25 |
| Punt Return Avg.: | Julian Edelman | 15.5 |
| KO Returns: | Devin McCourty | 27 |
| KO Return Avg.: | Devin McCourty | 24.2 |
| Punts: | Zoltan Mesko | 60 |
| Punting Avg.: | Zoltan Mesko | 43.1 |

TOM COUGHLIN
NFL Record: 163-128 (Overall)
NFL Head Coach: 18th year
College: Syracuse



Tom Coughlin is one of the finest, most successful, and most admired coaches in NFL history.

His signature achievements are the Giants' victories against the New England Patriots in Super Bowls XLII and XLVI. Coughlin's 2-0 record in Super Bowls makes him the 13th head coach to win multiple Super Bowls and is one of 18 coaches with a perfect Super Bowl record.

Coughlin was named the sixteenth head coach in Giants history on January 6, 2004. This season marks Coughlin's tenth with the Giants and eighteenth as an NFL head coach. Coughlin has the NFL's third-longest head coaching tenure with one team, behind New England's Bill Belichick (entering his 14th season with the team) and Cincinnati's Marvin Lewis (entering his 11th).

Last season, the Giants scored 429 points, the second-highest total in franchise history; the 1963 Giants scored 448. The 2012 season was the fifth in the 88-year history of the franchise in which the Giants scored more than 400 points. Four of them have occurred since Coughlin became head coach in 2004: 2012 (429 points), 2008 (427), 2005 (422) and 2009 (402).

Last year, Coughlin passed Bill Parcells (77 regular-season victories) and moved into second place on the Giants' career coaching list. He finished the season with 83 victories and trails only Owen, who won a record 151 games as the Giants' head coach.

Coughlin's eight Giants postseason victories tie him with Parcells for the franchise record. Coughlin has led the Giants to two NFC East titles and five playoff berths in nine years.

BILL BELICHICK
NFL Record: 205-109 (Overall)
NFL Head Coach: 19th year
College: Wesleyan



Bill Belichick is in his 39th season as an NFL coach and is the only head coach in NFL history to win three Super Bowl championships in a four-year span. He leads all active coaches and currently ranks in sixth place all time with 205 total victories as a head coach. In 2012, Belichick became the eighth head coach to win at least 200 games and his winning percentage of .653 ranks third in NFL history among coaches with 150 or more wins, trailing only George Halas (.682) and Don Shula (.666).

He won more regular-season games (126) and more games overall (140) during a 10-year stretch (2003-2012) than any other head coach in NFL history. Belichick needs five victories to surpass Chuck Noll (209) for fifth place all-time in career victories.

Belichick is in his 14th season as the team's head coach. In 13 seasons, Belichick has delivered three Super Bowl championships, five conference titles, 10 division crowns and 17 playoff victories, while posting an overall record of 168-64. Belichick directed the Patriots to victories in Super Bowls XXXVI (2001), XXXVIII (2003) and XXXIX (2004), and in 2007 he became the only NFL head coach to guide his team to a 16-0 regular season. From 2003 to 2004, Belichick directed the Patriots to an overall winning streak of 21 consecutive games, including the postseason, unprecedented in NFL annals.

Bill Belichick is one of just four head coaches to win three championships since the Super Bowl era began following the 1966 season. Coach Belichick joins three members of the Pro Football Hall of Fame in the exclusive club. Belichick is the only coach to win three Super Bowls in the post-1993 salary cap era.

| | | |
|--------------|-----------------------------|----------------|
| Tom Coughlin | Overall Record | Bill Belichick |
| 163-128 | | 205-109 |
| 3-1 (2-0) | Career Head-to-Head RS (PS) | 1-3 (0-2) |
| 10 | Years as Team's Head Coach | 14 |
| 18 | Years as NFL Head Coach | 19 |
| 1-3 (3-1) | RS Record vs. Opponent (PS) | 2-3 (0-2) |



QUARTERBACKS

DAVID CARR (8)

- Originally a 1st round (1st pick overall) draft choice by the Houston Texans in 2002.
- Signed as a free agent by the Giants on March 3, 2008, re-signed by the Giants on August 1, 2011.
- Carr has played in 92 regular season games with 79 starts.
- Carr led the NFL with a career-high 68.3 completion percentage (hitting 302 of 442 passes) in 2006.
- Saw extended action at quarterback at Pittsburgh (8/10)... Went 7 for 11 for 64 yards.
- Saw extended action at quarterback vs. Indianapolis (8/18)... Went 7 for 11 for 57 yards.
- Did not play vs. Jets (8/24).

RYAN NASSIB (9)

- Acquired as a 4th round draft pick (110th overall) by the Giants in 2013.
- In his final year at Syracuse, ranked tenth among active NCAA Football Bowl Subdivision players with his 791 pass completions and placed eleventh with 1,312 pass attempts.
- His 70 touchdown passes, eighth-best among active players, rank third in Big East annals, while his 9,190 yards passing is the fourth-best in conference history and marked the first time a Syracuse player threw for over 8,500 yards in a career.
- Appeared in his first-ever professional contest at Pittsburgh (8/10)... Went 1 for 4 for the contest, hooking up with Julian Talley for 29-yards on his lone completion... Was also sacked twice.
- Saw action at quarterback vs. Indianapolis (8/18)... Went 2 for 6 for 48 yards.
- Did not play vs. Jets (8/24).

ELI MANNING (10)

- Originally a 1st round (1st pick overall) draft choice by the San Diego Chargers in 2004
- Obtained by the Giants in a trade for quarterback Philip Rivers.
- Manning won the Rozelle Trophy as the Most Valuable Player in Super Bowls XLII and XLVI. He is 1 of 5 players in NFL history to win multiple Super Bowl MVP awards.
- Has played in 137 regular season games with starts in his last 135 appearances and has started all 11 postseason games in which he's played.
- Manning's career completion percentage of 58.60 is 1st in Giants history among quarterbacks with at least 1,000 attempts.
- Manning has 25 300-yard games and a long pass of 99 yards. The Giants are 13-12 in regular-season games in which Manning throws for 300 yards, 2-2 when he throws for 400 yards and 1-0 when he passes for 500 yards. They are 2-0 in his postseason 300-yard games.
- Made a brief first-quarter appearance vs. Pittsburgh (8/10)... Went 2 for 5 for 73 yards and 1 touchdown, a 57-yard strike to Victor Cruz.
- Saw limited action at quarterback vs. Indianapolis (8/18)... Went 8 for 17 for 91 yards and threw one interception.
- Played the entire first half vs. Jets (8/24)... Went 8 for 20 for 83 yards.

CURTIS PAINTER (17)

- Originally a 6th round (201st pick overall) draft choice by the Indianapolis Colts in 2009
- Signed as a free agent by the Giants on Jan. 3, 2013.
- Has played in 11 regular-season games with 8 starts. Career totals include 271 passes, 140 completions (51.7%), 1,624 yards, 6 touchdowns and 11 interceptions.
- Saw extended action in the third quarter at Pittsburgh (8/12)... Went 5 for 11 for 55 yards.
- Did not play vs. Indianapolis (8/18).
- Played the entire second half vs. Jets (8/24)... Went 13 for 29 for 140 yards.

RUNNING BACKS

DAVID WILSON (22)

- Was a first-round draft pick (32nd overall) in the 2012 NFL draft by the Giants.
- Set a Giants record in 2012 with 1, 533 kickoff returns.
- Wilson accounted for a Giants-record all-purpose 327 yards vs. New Orleans on Dec. 9
- As a rookie in 2012, Wilson played in all 16 games with 2 starts.
- Saw limited action at running back at Pittsburgh (8/10)... Rushed 5 times for 16 yards.
- Started at running back against the Colts (8/18)... Rushed 8 times for 34 yards, including an electrifying 21-yard run where he broke several tackles... Also caught 2 passes for 21 yards.
- Started at running back vs. Jets (8/24)... Rushed 5 times for 92 yards and 1 touchdown, including a 84-yard run for a score on the offense's first play.

MICHAEL COX (29)

- Was a seventh-round draft choice (253rd overall) from UMass by the Giants 2013.
- In his only season at UMass, Cox started all 12 games.
- Led the Minutemen with 198 carries for 715 yards and 5 touchdowns.
- Made NFL debut at Pittsburgh (8/10)... Rushed 9 times for a team-high 33 yards.
- Saw action at running back and on special teams vs. Indianapolis (8/18)... Caught 2 short passes and turned them into gains of 28 and 20 yards, respectively... Returned 1 kickoff for 36 yards.
- Saw action at running back and on special teams vs. Jets (8/24)... Continued solid play as kick returner, running 3 kickoffs for 79 yards, with a long of 35 yards.

DA'REL SCOTT (33)

- Was a seventh-round draft choice (221th overall) from Maryland by the Giants in 2011.
- Has played in 15 games with no starts ... Totals include 11 rushing attempts for 25 yards, 2 receptions for 13 yards, 14 kickoff returns for 341 yards, and 2 special team tackles.
- Saw extended action at running back at Pittsburgh (8/12)... Rushed a game-high 10 times for 12 yards... Also caught two passes for 29 yards.
- Did not play vs. Indianapolis (8/18).
- Saw action at running back vs. Jets (8/24)... Rushed 1 times for no gain.

ANDRE BROWN (35)

- Originally a 4th round (129th pick overall) draft choice by the Giants in 2009.
- In 2009, spent his entire rookie season on injured reserve after rupturing his left Achilles tendon in a training camp practice on Aug. 14.
- In 2012, led the team with 8 rushing touchdowns – including a score in each of the 5 consecutive games from Oct. 21 to Nov. 25 – while finishing 2nd on the team 73 carries for 385 yards.
- Brown's rushing yardage total was the highest by Giants players making his first NFL start since the 1970 merger.
- Spent the 2011 season on the Giants' practice squad.
- Led the Minutemen with 198 carries for 715 yards and 5 touchdowns.
- Saw action at running back at Pittsburgh (8/10)... Rushed 4 times for 23 yards (5.8 avg.)... Also caught one pass for 7 yards.
- Saw action at running back, primarily as a third down back, vs. Indianapolis (8/18)... Rushed for team highs 36 yards and 4.5 avg... Also saw action on kickoff return.
- Saw action at running back vs. Jets (8/24)... Rushed 7 times for 17 yards... Also saw action on kickoff return.

HENRY HYNOSKI (45)

- Signed as an undrafted free agent by the Giants on July 28, 2011.
- Has played in 27 regular-season games with 15 starts and in 4 postseason games with 3 starts.
- Has 23 receptions for 133 yards and 5 rushing attempts for 20 yards.
- In the postseason, he has 5 receptions
- In 2012, played in all 16 games with 11 starts at fullback.
- Placed on PUP on July 27, 2013.
- Remained on PUP at Pittsburgh (8/10).
- Remained on PUP vs. Indianapolis (8/18).
- Did not play vs. Jets (8/24).



RYAN TORAIN (46)

- Signed by the Giants on Nov. 27, 2012. Originally a 5th round (148th pick overall) draft choice by the Denver Broncos in 2008.
- Career totals include 238 rushing attempts for 1,011 yards and 6 touchdowns, plus 24 receptions for 148 yards and 2 touchdowns.
- Did not play at Pittsburgh (8/10).
- Saw action at running back vs. Indianapolis (8/18)... Rushed 5 times for 19 yards.
- Saw extended action at running back vs. Jets (8/24)... Rushed 7 times for 33 yards.

WIDE RECEIVERS

JERREL JERNIGAN (12)

- Originally a 3rd round (83rd pick overall) draft choice by the Giants in 2011.
- Has played in 17 regular-season games and in 4 post-season games.
- Caught two passes for 28 yards at Pittsburgh (8/10)... Also returned 1 kickoff for 28 yards.
- Did not play vs. Indianapolis (8/18).
- Saw action at wide receiver vs. Jets (8/24)... Was targeted 15 times by Giants quarterbacks and finished the game with 5 receptions for 66 yards.

KEVIN HARDY (15)

- Originally signed as a rookie free agent by the New Orleans Saints on May 7, 2012.
- Signed to a reserve/future contract by the Giants on Jan. 3, 2012.
- Career totals include 3 catches for 22 yards (7.3-yard avg.), 10 kickoffs for 246 yards (24.6-yard avg.) and 1 rushing attempt for 6 yards... In the postseason, Jernigan has 5 kickoff returns for 115 yards (23.0-yard avg.).
- Saw action at wide receiver at Pittsburgh (8/10).
- Saw action at wide receiver vs. Indianapolis (8/18).
- Did not play vs. Jets (8/24).

LOUIS MURPHY (18)

- Originally a 4th round (124th pick overall) draft choice by the Oakland Raiders in 2009
- Signed as a free agent by the Giants on March 15, 2013.
- Murphy has played in 57 games with 24 starts for Oakland (3 seasons) and Carolina (1).
- Saw action at wide receiver vs. Jets (8/24).
- Career totals include 115 receptions for 1,707 yards (14.8-yard avg.) and 7 touchdowns, with a long reception of 75 yards. Also has 14 rushing attempts for 146 yards (10.4-yard avg.) with 1 touchdown and a long run of 43 yards.
- Saw action at receiver at Pittsburgh (8/10) and recorded 1 reception for 12 yards.
- Saw action at wide receiver vs. Indianapolis (8/18)... Caught 3 passes for 20 yards.
- Saw action at wide receiver vs. Jets (8/24).

JULIAN TALLEY (19)

- Originally signed as a rookie free agent by the Giants on May 11, 2012.
- Resigned by the Giants on July 31, 2013.
- Played in 45 games at UMass, where he caught 162 passes for 2,090 yards and 11 touchdowns for an average of 12.9 yards per catch.
- Saw action at receiver Pittsburgh (8/10)... His lone reception went for 29 yards.
- Saw action at wide receiver vs. Indianapolis (8/18).
- Saw action vs. Jets (8/24).

VICTOR CRUZ (80)

- Originally signed as a rookie free agent by the Giants on April 25, 2010.
- Has played in 35 regular season games with 23 starts and he started all 4 postseason games in which he played.
- 2012 Season: led the Giants with 86 receptions for 1,092 yards and 10 touchdowns.
- Cruz is the first the first player in Giants' history with 80 catches, 1,000 yards and 10 touchdowns in a single season.
- In 2012, Cruz was selected to his 1st Pro Bowl, where he set the game record with 10 receptions in the NFC's 62-35 victory.
- Started at receiver at Pittsburgh (8/10)... Caught a 57-yard touchdown pass from Eli Manning in the first quarter.
- Saw limited action at wide receiver vs. Indianapolis (8/18)... Left the game in the first quarter after suffering a bruised heel.
- Did not play vs. Jets (8/24).



RUEBEN RANDLE (82)

- Originally a 2nd round (63rd pick overall) draft choice by the Giants in 2012.
- As a rookie in 2012, played in all 16 games with 1 start. Finished season with 19 receptions for 298 yards (15.7-yard avg.) and 3 touchdowns.
- Led the Giants with 15 punt returns for 108 yards (7.2-yard avg.) with a long runback of 18 yards.
- Started at wide receiver at Pittsburgh (8/10)... His only reception was for a 16-yard gain.
- Saw action at wide receiver vs. Indianapolis (8/18)... Caught 2 passes for 17 yards.
- Started at wide receiver vs. Jets (8/24)... Caught

RAMSES BARDEN (85)

- Originally a 3rd round (85th pick overall) draft choice by the Giants in 2009... Resigned by the Giants on May 23, 2013.
- Has played in 29 games with 1 start and has caught 29 passes for 394 yards (13.6-yard avg.) with a long reception of 31 yards.
- In 2012, had career-high totals of 14 receptions for 221 yards (15.7-yard avg.).
- Recorded 1 reception for 10 yards at Pittsburgh (8/10).
- Saw action at receiver vs. Indianapolis (8/18)... Targeted by Giants quarterbacks a game-high 7 times... Finished the contest with 4 catches for 28 yards.
- Did not play vs. Jets (8/24).

HAKHEEM NICKS (88)

- Originally a 1st round (29th pick overall) draft choice by the Giants in 2009.
- Has played in 55 regular-season games with 44 starts and has started all 4 postseason games in which he played.
- Career totals include 255 catches for 3,726 yards and 27 touchdowns.
- Named NFC Offensive Player of the Week for his performance vs. Tampa Bay (9/16).
- Did not play at Pittsburgh (8/10).
- Made preseason debut vs. Indianapolis (8/18)... Recorded 2 receptions for 40 yards.
- Started at wide receiver vs. Jets (8/24)... Recorded 1 reception for 34 yards.

MARCUS HARRIS (13)

- Originally signed as a rookie free agent by the Lions on July 25, 2011
- Signed by the Giants on Aug. 12, 2013.
- Saw action at wide receiver vs. Indianapolis (8/18)... Recorded 1 reception for 16 yards.
- Saw action at wide receiver vs. Jets (8/24).

TIGHT ENDS

ADRIEN ROBINSON (81)

- Originally a 4th round (127th pick overall) draft choice by the Giants in 2012.
- Made his NFL debut vs. Dallas (9/5).
- At Cincinnati, caught 29 passes for 434 yards and 5 touchdowns.
- Saw action at tight end at Pittsburgh (8/10)... Caught one pass for 4 yards.
- Saw action at tight end vs. Indianapolis (8/18).
- Saw action at tight end vs. Jets (8/24).

BRANDON MEYERS (83)

- Originally a 6th round (202nd overall pick) by the Oakland Raiders in 2009.
- Signed by the Giants as a free agent on March 17, 2013.
- Career totals include 111 receptions for 1,056 yards and 4 touchdowns.
- In 2012, started all 16 games for Oakland and had career-high totals of 79 catches for 806 yards and 4 touchdowns.
- Started at tight end at Pittsburgh (8/10)... Caught one pass for 20 yards.
- Started at tight end vs. Indianapolis (8/18). Started at tight end vs. Jets (8/24)... Recorded 1 reception for 5 yards.

LARRY DONNELL (84)

- Originally signed as a free agent by the Giants on March 13, 2013.
- Waived by the Giants on August 31, 2012.
- Saw action at tight end and full back at Pittsburgh (8/10)... Caught one pass for 3 yards and recorded 2 special teams tackles.
- Saw action at tight end and full back vs. Indianapolis (8/18).
- Saw action at tight end vs. Jets (8/24)... Recorded 2 receptions for 18 yards.



BEAR PASCOE (86)

- Originally a 6th round (184th pick overall) draft choice by the San Francisco 49ers in 2009.
- Signed to the Giants' roster on Dec. 4, 2009.
- Has played in 50 regular season games with 26 starts and played in 4 postseason games.
- Career totals include 26 receptions for 252 yards and 1 touchdown.
- Started at fullback at Pittsburgh (8/10).
- Started as an extra tight end at Indianapolis (8/18)... Also saw action at fullback.
- Started at tight end vs. Jets (8/24)... Recorded 1 reception for 10 yards.

DAVID BAAS (64)

- Originally a 2nd-round (33rd pick overall) choice by the San Francisco 49ers in 2005.
- Signed by the Giants as a free agent on July 29, 2011.
- Has played in 119 regular-season games with 81 starts and started all 4 postseason games in which he played.
- In 2012, Baas started all 16 games at center. It was the 5th time he played every game and the 3rd tie he started each 1 (also 2009 and 2010 with San Francisco).
- Started at center before leaving the game in the first quarter with a knee injury vs. Indianapolis (8/18).
- Did not play vs. Jets (8/24).

OFFENSIVE LINE

SELVISH CAPERS (60)

- Originally a 7th round (231st pick overall) draft choice by the Washington Redskins in 2010.
- Signed to the Giants' practice squad on Sept. 5, 2011.
- Saw his first 1st regular-season action in 2012, when he played in 3 games as a reserve lineman and on special teams.
- Saw action at tackle at Pittsburgh (8/10).
- Saw action on the offensive line and at special teams vs. Indianapolis (8/18).
- Saw action on the offensive line and at special teams vs. Jets (8/24).

ERIC HERMAN (62)

- Originally a 7th round (225th pick overall) draft choice by the Giants in 2013.
- Herman started 50 games in his 4 seasons at Ohio University.
- Two-time All-Mid American Conference selection.
- Saw action at guard at Pittsburgh (8/10).
- Saw action at guard vs. Indianapolis (8/18).
- Saw action at guard vs. Jets (8/24).

JIM CORDLE (63)

- Originally signed as a rookie free agent by the Giants on April 25, 2010.
- Has played in 25 regular-season games with no starts.
- Cordle made 33 career starts and played every position on the offensive line at Ohio State.
- Saw action at center at Pittsburgh (8/10).
- Saw action at center vs. Indianapolis (8/18).
- Started at center vs. Jets (8/24).

WILL BEATTY (65)

- Originally a 2nd round pick (60th pick overall) choice by the Giants in 2009.
- Has played in 50 games with 31 starts.
- In 2012, played in all 16 games with 15 starts after missing the entire preseason with a back injury.
- Beatty was part of a line that allowed an NFL-low 20 sacks and helped the Giants average 116.4 rushing yards a game, a 27.2-yard improvement over 2011.
- Started at center at Pittsburgh (8/10).
- Started at left tackle vs. Indianapolis (8/18).
- Started at left tackle vs. Jets (8/24).

DAVID DIEHL (66)

- Originally a 5th round (160th pick overall) draft choice by the Giants in 2003.
- Diehl started the first 120 regular-season games and 7 postseason games in his career, the longest by a Giant since the introduction of the 16-game schedule in 1978.
- Now in his 11th season, Diehl is the Giants' longest-tenured player. He has played in 153 regular-season games, the 18th-highest total in franchise history.
- Started at right tackle at Pittsburgh (8/10).
- Started at right tackle vs. Indianapolis (8/18).
- Did not play vs. Jets (8/24).



BRANDON MOSELY (67)

- Originally a 4th round (131st pick overall) draft choice by the Giants in 2012.
- As a rookie in 2012, suffered an ankle injury in the pre-season as was placed on season-ending injured reserve on Aug. 27.
- Mosley played in 27 games during his 2 season at Auburn, starting his final 24 contests at right tackle.
- Started at right guard at Pittsburgh (8/10).
- Saw action at guard vs. Indianapolis (8/18).
- Saw action at guard vs. Jets (8/24).

JUSTIN PUGH (72)

- Originally a 1st round (19th pick overall) draft choice by the Giants in 2013.
- After redshirting in 2009, Pugh started all 34 games in which he played at left tackle.
- Pugh was the school's 1st offensive lineman to earn All-America honors since 1990.
- Did not play at Pittsburgh (8/10).
- Made his preseason debut at left tackle vs. Indianapolis (8/18).
- Started at left tackle vs. Jets (8/24).

JAMES BREWER (73)

- Originally a 4th round (117th pick overall) draft choice by the Giants in 2011.
- Has played in 6 games, all in 2012, as a reserve lineman and on special teams.
- In 2010, received the Don Howell "Outstanding Offensive Lineman" Award, given to the team's top blocker at Indiana University.
- Did not play at Pittsburgh (8/10).
- Made his preseason debut at tackle vs. Indianapolis (8/18).
- Saw action at tackle vs. Jets (8/24).

MATT McCANTS (74)

- Originally a 6th round (201st pick overall) draft choice by the Giants in 2012.
- Played in 47 games with 42 starts at left tackle for UAB.
- Lombardi Award nominee.
- Saw action at tackle vs. Jets (8/24).
- Saw action at tackle at Pittsburgh (8/10).
- Saw action at tackle vs. Indianapolis (8/18).

BRYANT BROWNING (75)

- Originally signed as a rookie free agent by the St. Louis Rams on July 29, 2011.
- Signed to the reserve/future contract by the Giants on Jan. 8, 2013.
- Played in 1 game for the Panthers, making his NFL debut at right guard in the 3rd quarter vs. Atlanta.
- Saw action at guard at Pittsburgh (8/10).
- Saw action at guard vs. Indianapolis (8/18).
- Saw action at guard vs. Jets (8/24).

CHRIS SNEE (76)

- Originally a 2nd round (34th pick overall) draft choice by the Giants in 2004.
- Snee enters the 2013 season having played 138 regular-season games for the Giants, the 2nd-highest total among active players.
- In 2010, Snee was voted 1st team All-Pro by The Sporting News and the Pro Football Writers Association and 2nd team by the Associated Press.
- A 4-time Pro-Bowler, Snee has missed only 6 games in a career entering its 10th season.
- Did not play at Pittsburgh (8/10).
- Started at right guard in his preseason debut vs. Indianapolis (8/18).
- Started at right guard vs. Jets (8/24).

KEVIN BOOTHE (77)

- Originally a 6th round (176th pick overall) draft choice by the Oakland Raiders in 2006.
- Awarded off waivers to the Giants on Sept. 2, 2007.
- Has played in 89 regular-season games with 46 starts and in 9 postseason games with 4 starts.
- Boothe, a Cornell alumnus, is 1 of 2 current Giants who played in the Ivy League.
- Started at left guard at Pittsburgh (8/10).
- Started at left guard vs. Indianapolis (8/18).
- Started at left guard vs. Jets (8/24).

STEPHEN GOODIN (79)

- Originally signed as a rookie free agent by the Giants on May 11, 2012.
- Three-year starter at Nebraska-Kearney.
- Saw action at guard at Pittsburgh (8/10).
- Saw action at center vs. Indianapolis (8/18).
- Saw action at center vs. Jets (8/24).



DEFENSIVE LINE

MATT BROHA (54)

- Originally signed as a rookie free agent by the Giants on May 11, 2012.
- Spent the entire 2012 season on the Giants' practice squad.
- Finished Louisiana Tech career with 152 tackles (80 solo), 22.0 sacks and 32 tackles for losses.
- Saw action at defensive end at Pittsburgh (8/10)... Recorded 1 tackle.
- Saw action at defensive end and on special teams vs. Indianapolis (8/18)... Recorded 2 solo tackles.
- Saw action at defensive end and on special teams vs. Jets (8/24)... Recorded 1 tackle.

JUSTIN TRATTOU (69)

- Originally signed as a rookie free agent by the Giants on July 28, 2011.
- As a rookie in 2011, played in 6 regular-season games.
- Recorded 121 tackles (75 solo), 26.0 tackles for loss, 8.5 sacks, 3 interceptions, 1 forced fumble and 1 fumble recovery.
- Saw action at defensive end at Pittsburgh (8/10)... Recorded 3 tackles (2 solo) and 1 sack.
- Saw action at defensive end vs. Indianapolis (8/18)... Recorded 1 tackle for a loss, 1 sack and 1 pass defended.
- Saw action at defensive end vs. Jets (8/24)... Recorded 2 tackles (1 solo).

ADEWALE OJOMO (71)

- Originally signed as a rookie free agent by the Giants on May 11, 2012.
- As a rookie in 2012, played on special teams in 1 game, vs. Cleveland (10/7).
- Played in 35 games with 14 starts in a 3-season career at Miami, where he had 79 tackles, 9.5 sacks and 16.0 tackles for losses.
- Saw action at defensive end at Pittsburgh (8/10)... Led the team with 1.5 sacks and recorded 2 tackles for losses.
- Saw action at defensive end vs. Indianapolis (8/18)... Recorded five tackles (3 tackles for loss) and 1 special teams tackle.
- Saw action at defensive end vs. Jets (8/24)... Recorded 2 tackles (1 solo).

JOHNATHAN HANKINS (74)

- Originally a 2nd round (49th pick overall) draft choice by the Giants in 2013.
- Hankins played in 38 games in his 3 seasons at Ohio State, including starts in each of the final 25 games in which he played.
- Finished his career with 138 tackles (58 solo), 5 sacks and 16.5 stops for losses.
- Saw action at defensive tackle at Pittsburgh (8/10)... Recorded 1 assisted tackle.
- Saw action at defensive tackle and special teams vs. Jets (8/24).

MARKUS KUHN (78)

- Was originally a 7th round draft choice (239th overall) by the Giants in the 2012 NFL Draft.
- As a rookie in 2012 played in 10 games with 1 start before suffering a torn ACL.
- Placed on PUP on July 27, 2013.
- Remained on PUP at Pittsburgh (8/10).
- PUP vs. Indianapolis (8/18).
- PUP vs. Jets (8/24).

DAMONTRE MOORE (79)

- Was a third-round draft choice (81st overall pick) from Texas A&M in 2013.
- His 26.5 sacks for minus-158 yards rank 6th in school history.
- Was a consensus 1st-team All-America selection.
- Saw action at defensive end at Pittsburgh (8/10)... Recorded 4 tackles (3 solo), 1 tackle for loss, and one blocked punt.
- Did not play vs. Indianapolis (8/18).
- Did not play against Jets (8/24).

JASON PIERRE-PAUL (90)

- Was a first-round draft choice (15th overall pick) from South Florida by the Giants in 2010.
- In 2012 played in all 16 games for the 3rd consecutive season with 15 starts.
- Has started 27 of the 48 regular season games in which he played, and recorded 206 tackles, 27.5 sacks, 5 forced fumbles, 3 fumble recoveries, 1 interception and 21 passes defended.
- Postseason: had 18 tackles and a half-sack.
- Was named first-team All Pro.
- Placed on PUP on July 27, 2013.
- PUP at Pittsburgh (8/10).
- PUP vs. Indianapolis (8/18).
- PUP against Jets (8/24).



JUSTIN TUCK (91)

- Was a third-round draft choice (74th overall pick) from Notre Dame by the Giants in 2005.
- Has played in 111 regular-season games with 75 starts.
- Postseason: played in 10 games with 5 starts.
- Career regular season totals include 418 tackles, 49.5 sacks, 1 interception, 26 passes defended, 18 forced fumbles and 6 fumble recoveries.
- Played in the Pro Bowl in 2008 and 2010.
- Did not play at Pittsburgh (8/10).
- Started at defensive end vs. Indianapolis (8/18)... Recorded 1 tackle for loss and 1 pass defended.
- Started at defensive end against Jets (8/24)... Recorded 2 tackles (1 solo), 1 interception, and 1 pass defended.

MIKE PATTERSON (93)

- Originally a 1st round draft choice (31st pick overall) by the Philadelphia Eagles in 2005.
- Signed by the Giants on April 3, 2013.
- Has played in 115 regular-season games with 99 starts and started 7 postseason games in which he's played.
- Career totals include 551 tackles, 16.5 sacks, 4 forced fumbles, 7 fumble recoveries, 4 passes defended and an interception.
- Saw action at defensive tackle at Pittsburgh (8/10)... Recorded 2 tackles.
- Saw action at defensive tackle vs. Indianapolis (8/18)... Recorded 1 tackle for loss.
- Saw action at defensive tackle against Jets (8/24)... Recorded 3 tackles (2 solo).

MATHIAS KIWANUKA (94)

- Was a first-round draft choice (32nd overall pick) from Boston College by the Giants in 2006.
- Has played in 93 regular-season games with 61 starts and recorded 376 tackles (239 solo), 30.0 sacks, 3 interceptions, 9 passes defended, 9 forced fumbles, 3 fumble recoveries, and 19 special teams tackles.
- Postseason: Has started three of six postseason games in which he's played. Has 15 tackles and 0.5 sacks in the postseason.
- Started at defensive end at Pittsburgh (8/10).
- Started at defensive end vs. Indianapolis (8/18)... Recorded 2 tackles (1 solo).
- Started at defensive end Jets (8/24)... Recorded 3 defensive tackles and 1 special teams tackle.

SHAUN ROGERS (95)

- Originally a 2nd-round (61st pick overall) draft choice by the Detroit Lions in 2001
- Signed as a free agent by the Giants on April 26, 2012. Did no play due to a blood clot.
- Has started 128 of the 156 regular season games in which he's played.
- Postseason: Has played in two postseason games.
- Started at right defensive tackle against Pittsburgh (8/10)... Recorded 2 tackles solo.
- Saw action at defensive tackle vs. Indianapolis (8/18)... Recorded 3 tackles solo.
- Saw action at defensive tackle against Jets (8/24)... Recorded 2 tackles (1 solo).

MARVIN AUSTIN (96)

- Originally a 2nd-round (52nd overall pick) draft choice from North Carolina by the Giants in 2011.
- Has played in 8 games, all in 2012. Finished with 5 tackles (2 solo).
- Saw action at defensive tackle against Pittsburgh (8/10).
- Saw action at defensive tackle vs. Indianapolis (8/18)... Recorded 1 tackle.
- Saw action at defensive tackle against Jets (8/24)... Recorded 1 tackle and 1 sack.

LINVAL JOSPEH (97)

- Originally a 2nd round (46th pick overall) draft choice from East Carolina by the Giants in 2010.
- Has played in 38 regular-season games with 31 starts... Regular season totals in clued 132 tackles (81 solo), 6.0 sacks, 1 fumble forced, 2 fumble recoveries and 3 passes defended.
- Postseason: Has started all 4 postseason games in which he played... Has 11 tackles (6 solo) and a pass defended.
- Started at defensive tackle against Pittsburgh (8/10)... Recorded 1 tackle solo.
- Started at defensive tackle vs. Indianapolis (8/18).
- Started at defensive tackle against Jets (8/24)... Recorded 1 tackle and 1 pass defended.



ADRIAN TRACY (98)

- Originally a 6th round draft choice (184th overall) in the 2010 NFL Draft by the Giants.
- Signed to the Giants' active roster on Feb. 7, 2012.
- In 2012, Tracy saw his 1st action after 1 season on injured reserve and another on the practice squad. ...Played in all 16 games as a reserve defensive end on special teams and had 9 tackles (6 solo), including a sack on defense and 8 tackles (4 solo) on special teams.
- Saw action at defensive end against Pittsburgh (8/10).
- Saw action at defensive end vs. Indianapolis (8/18).
- Saw action at defensive end against Jets (8/24)...Recorded 2 tackles solo.

CULLEN JENKINS (99)

- Signed as a rookie free agent by the Green Bay Packers on May 2, 2003.
- Signed by the Giants on March 11, 2013.
- Has played in 125 regular-season games with 98 starts and played in 8 postseason games with 3 starts for Green Bay and Philadelphia...Regular season totals include 383 tackles (239 solo), 38.5 sacks, 17 passes defended, 1 interception, 6 forced fumbles, 6 fumble recoveries, and 3 blocked kicks.
- Postseason: Has played in 8 postseason games with 3 starts where he has 20 tackles (14 solo), 2.0 sacks and a pass defended.
- Started at defensive tackle vs. Indianapolis (8/18)...Recorded 1 tackle solo.
- Started at defensive tackle against Jets (8/24)...Recorded 1 tackle solo.

LINEBACKERS

KYLE BOSWORTH (48)

- Signed as a free agent by the Giants on May 30, 2013
- Has played in 25 games with 5 starts
- Career totals include 53 tackles (32 solo), 4 tackles for losses, 1 interception and 24 special teams tackles.
- Saw action at linebacker in Pittsburgh (8/10)...Recorded 1 tackle.
- Saw action at linebacker against Indianapolis (8/18)...Recorded 1 tackle.
- Saw action at linebacker against Jets (8/24)...Recorded 7 tackles (6 solo).

SPENCER PAYSINGER (52)

- Signed as a rookie free agent from Oregon on July 28, 2011
- Has played in 31 regular-season games with 3 starts and played in 4 postseason games
- Career totals include 32 defensive tackles (23 solo) and 30 tackles, 1 forced fumble and fumble recovery on special teams.
- Started at weakside linebacker in Pittsburgh (8/10)...Recorded 5 tackles (4 solo).
- Started at weakside linebacker against Indianapolis (8/18).
- Started at weak side linebacker against Jets (8/24)...Recorded 6 defensive tackles (2 solo) and 1 special teams tackle.

DAN CONNOR (53)

- Signed as a free agent by the Giants on March 16, 2013
- Played in 56 career games with 27 starts.
- Career totals include 224 tackles (138 solo), 2 passes defended, a sack, a forced fumble, and a fumble recovery.
- Saw action at linebacker in Pittsburgh (8/10)
- Saw action at linebacker against Indianapolis (8/18)...Recorded 3 tackles solo.
- Started at middle linebacker against Jets (8/24).

KEITH RIVERS (55)

- Originally a 1st round (9th pick overall) draft choice by the Cincinnati Bengals in 2008.
- Traded to the Giants for a 5th round draft choice on April 11, 2012.
- Career totals include 283 tackles, 2.0 sacks, 2 interceptions, 6 passes defended, a forced fumble and a fumble recovery.
- Started at linebacker at Pittsburgh (8/10)...Recorded 2 assisted tackles.
- Started at linebacker vs. Indianapolis (8/18)...Recorded 1 tackle.
- Started at linebacker vs. Jets (8/24)...Recorded 4 tackles (2 solo).



JACQUIAN WILLIAMS (57)

- Originally a 6th round (202nd pick overall) choice by the Giants in 2011.
- Career totals include 85 tackles, 2.0 sacks, 6 passes defended 3 fumble recoveries and 21 special teams tackles.
- Saw action at linebacker at Pittsburgh (8/10)... Recorded 1 pass defended.
- Saw action at linebacker vs. Indianapolis (8/18)... Recorded 2 tackles and 1 pass defended.
- Saw action at linebacker vs. New York (8/24)... Recorded 2 tackles (1 solo).

MARK HERZLICH (58)

- Originally signed as a rookie free agent by the Giants on July 28, 2011.
- draft choice by the Giants in 2012.
- Career totals include 25 tackles on defense and 19 special tackles.
- First Team All-America and ACC Defensive Player of the Year in 2008.
- Started at linebacker at Pittsburgh (8/10)... Recorded 1 tackle.
- Saw extended action at linebacker vs. Indianapolis (8/18)... Recorded 4 tackles.
- Saw extended action at linebacker vs. New York (8/24)... Recorded 8 tackles (4 solo), 1 sack, 1 pass defended, 1 fumble recovery and 1 assisted special teams tackle.

CORNERBACKS

PRINCE AMUKAMARA (20)

- Originally a 1st round (19th pick overall) draft choice by the Giants in 2011.
- Has played in 20 regular-season games with 11 starts and in 4 postseason games.
- Career totals include 73 tackles (57 solo), 2 interceptions and 9 passes defended...In the postseason he has 3 tackles (2 solo).
- In 2012, played in 13 games with 11 starts at right cornerback. Finished the season with 59 tackles (44 solo), an interception and 6 passes defended.
- Started at cornerback against the Pittsburgh Steelers (8/10)...Recorded 2 tackles solo.
- Started at cornerback vs. Indianapolis (8/18)...Recorded 1 tackle solo.
- Started at cornerback against Jets (8/24)...Recorded 3 tackles solo, 1 interception, and 3 passes defended.

COREY WEBSTER (23)

- Originally a Giants 2nd round draft pick (43rd overall) in 2005.
- Re-signed by the Giants on July 30, 2011.
- Webster's team-leading 6 interceptions in 2011 were the highest total by a Giant since Emmanuel McDaniel had 6 in 2000.
- Has played in 117 regular-season games with 91 starts and has started all 10 postseason games in which he's played.
- Career totals include 372 tackles (292 solo), 88 passes defended, 20 interceptions, 5 forced fumbles, 2 fumble recoveries and 2.0 sacks. In the postseason, Webster has 34 tackles (28 solo), 12 passes defended, 2 interceptions, 1 forced fumble and 1 fumble recover.
- Started at cornerback against the Pittsburgh Steelers (8/10)...Recorded 1 tackle solo.
- Did not play against Indianapolis (8/18).
- Did not play against Jets (8/24).

TERRELL THOMAS (24)

- Originally a 2nd round (63rd pick overall) draft choice of the Giants in 2008.
- Thomas led the Giants in tackles, interceptions and passes defended in both 2009 and 2010.
- Career totals include 234 tackles (172 solo), 11 interceptions, 40 passes defended, 2.0 sacks, 6 forced fumbles, 1 fumble recovery and 15 special teams tackles.
- Placed on PUP on July 27, 2013.
- Did no play at Pittsburgh (8/10).
- Did not play against Indianapolis (8/18).
- Saw extended action against Jets (8/24)...Recorded 3 tackles (2 solo).

JAYRON HOSLEY (28)

- Originally a 2012 3rd round draft pick (94th pick overall).
- As a rookie in 2012, played in 12 games with 6 starts.
- Contributed 37 tackles (22 solo), 1 interception, 3 passes defended and a fumble recovery, plus 4 solo special teams tackles as a rookie.
- Saw action at cornerback against the Pittsburgh Steelers (8/10)...Recorded 1 tackle solo...Also returned one punt for 4 yards.
- Saw action at cornerback against Jets (8/24).
- Saw action at cornerback vs. Indianapolis (8/18)... Recorded 2 defensive tackles (1 solo), 1 special teams tackle, 1 interception, and 1 pass defended... His lone punt return went for 11 yards.



AARON ROSS (31)

- Originally a 1st round (20th overall) draft choice by the Giants in 2007.
- Re-signed with the Giants as a free-agent on March 14, 2013.
- Ross has played 79 regular season games with 50 starts and in 9 postseason games with 8 starts.
- Career totals include 282 tackles (190 solo), 10 interceptions, 43 passes defended, and 1.5 sacks in the regular season and 3 returns for 29 yards with a long of 14 yards in the postseason.
- Saw action at cornerback against the Pittsburgh Steelers (8/10).
- Started at cornerback against Indianapolis (8/18)... Recorded 2 defensive tackles solo, 1 special teams tackle, and 1 forced fumble.
- Started at cornerback against Jets (8/24)... Recorded 3 tackles (2 solo).

TERRENCE FREDERICK (36)

- Originally a 7th round draft choice (246th pick overall) by the Pittsburgh Steelers in 2012.
- Signed to the active roster on Dec. 26, 2012
- Played in 2 games for the 2012 Giants: at Atlanta (12/16) and vs. Philadelphia, (12/30).
- Saw action at cornerback against the Pittsburgh Steelers (8/10)... Recorded 2 tackles solo.
- Saw action at cornerback against Indianapolis (8/18)... Recorded 2 defensive tackles (1 solo) and 1 special teams tackle.
- Saw action at cornerback against Jets (8/24)... Recorded 1 tackle and 1 forced fumble.

CHARLES JAMES (37)

- Originally signed by the Giants as a rookie free agent on May 10, 2013.
- Two-time FCS All-America selection and 3-time All-Big South first-team choice.
- Played in 39 games and finished his career with the CSU records for interceptions in a single season (6 in 2011) and in a career (12).
- Saw action at cornerback against Jets (8/24)... Recorded 2 tackles.
- Saw action at cornerback against the Pittsburgh Steelers... Recorded 2 tackles (1 solo), and 1 sack... Also returned one punt for 20 yards.
- Saw action at cornerback and as punt returner vs. Indianapolis (8/18).

TRUMAINE McBRIDE (38)

- Originally a 7th round (221st pick overall) draft choice by the Chicago Bears in 2007.
- Signed by the Giants on Jan. 3, 2013.
- Has played in 48 games with 10 starts for Chicago Arizona and Jacksonville.
- Career totals include 50 tackles (40 solo), 1 interception, 6 passes defended, 1 forced fumble and 1 fumble recovery.
- Saw action at cornerback against the Pittsburgh Steelers... Recorded 1 defensive and 1 special team's tackle.
- Saw action at cornerback against Indianapolis (8/18)... Recorded 3 tackles solo.
- Saw action at cornerback against Jets (8/24)... Recorded 4 tackles (3 solo).

SAFETIES

RYAN MUNDY (21)

- Originally a 6th round (194th pick overall) draft choice by the Pittsburgh Steelers in 2008.
- Signed as a free agent by the Giants on March 14, 2013.
- Has played in 64 regular-season games with 5 starts and in 4 postseason games with 1 start.
- Career totals include 79 tackles, 9 passes defended, and 1 interception.
- Saw action at safety against the Pittsburgh Steelers... Recorded 4 defensive tackles solo and 1 special teams tackle.
- Started at strong safety vs. Indianapolis (8/18)... Recorded 2 tackles (1 solo).
- Started at strong safety against Jets (8/24)... Recorded 3 tackles (2 solo) and 1 pass defended.



WILL HILL (25)

- Originally signed as a rookie free agent by the Giants on May 14, 2012.
- In 2012, played 12 games with no starts in his 1st NFL season.
- Contributed 30 tackles, 2 passes defended and a forced fumble on defense and tied for 3rd on the team with 13 special team tackles.
- Saw action at safety against the Pittsburgh Steelers.
- Saw action at safety against Indianapolis (8/18)... Recorded 2 tackles solo and 1 tackle for loss.
- Saw action at safety against Jets (8/24)... Recorded 1 special teams tackle.

ANTREL ROLLE (26)

- Signed as a free agent by the Giants in 2010. Originally a first-round (8th overall pick) from Miami (Fla.) by the Arizona Cardinals in 2005.
- Career totals include 238 rushing attempts for 1,011 yards and 6 touchdowns, plus 24 receptions for 148 yards and 2 touchdowns.
- Has 4 career touchdowns on interception returns.
- Was a Pro Bowl selection in 2009 and 2010.
- Entering the 2013 season, Rolle has started 48 consecutive regular-season games, the 2nd-longest active streak on the Giants behind Eli Manning's 135 starts in a row.
- In 2012 led the Giants in tackles for the 2nd straight season (108).
- Started at strong safety against the Pittsburgh Steelers (8/10)... Recorded 3 tackles.
- Did not play against Indianapolis (8/18).
- Did not play against Jets (8/24).

COOPER TAYLOR (30)

- Was a fifth-round draft choice (152nd overall pick) from Richmond in 2013.
- Started all 18 games at Richmond in which he played and recorded 141 tackles with 1.5 sacks for minus 14 yards and 6.5 stops for losses.
- Did not play at Pittsburgh (8/10).
- Did not play against Indianapolis (8/18).
- Did not play against Jets (8/24).

TYLER SASH (39)

- Was a sixth-round draft choice (198th overall pick) from Iowa by the Giants in 2011.
- Has played in 23 games with no starts. Totals include 6 tackles and 19 special teams tackles.
- In 2012, played in 7 games and had 3 solo tackles on defense and 4 solo tackles on special teams.
- Saw action against the Pittsburgh Steelers (8/10)... Recorded 4 tackles solo, 1 tackle for loss, and 1 pass defended.
- Saw action at safety vs. Indianapolis (8/18)... Recorded 3 defensive tackles (1 solo) and 1 special teams tackle.
- Saw action at safety against Jets (8/24)... Recorded 2 defensive tackles solo, 1 special teams tackle, and 1 fumble recovery.

DAVID CALDWELL (41)

- Originally signed as an undrafted free agent by the Indianapolis Colts in 2010.
- Signed to a reserve/future contract by the Giants on January 8, 2013.
- Saw action at safety against the Pittsburgh Steelers (8/10)... Recorded 2 tackles (1 solo)
- Has played in 16 games with 13 starts at strong safety, all for the 2011 Colts.
- Totaled 62 tackles and 4 passes defended.
- Saw action at safety against the Pittsburgh Steelers (8/10)... Recorded 2 tackles (1 solo).
- Saw action at safety vs. Indianapolis (8/18)... Recorded 4 defensive tackles (2 solo) and 2 special teams tackles (1 solo).
- Saw action at safety against Jets (8/24)... Recorded 4 tackles (2 solo).



SPECIALISTS

JOSH BROWN (3)

- Originally a 7th round (222nd pick overall) draft choice by the Seattle Seahawks in 2002.
- Signed by the Giants on March 13, 2013.
- Brown has played in 148 regular-season games and in 10 postseason games, including Super Bowl XL.
- Brown kicked a field goal at least 52 yards long in every season but one, including a career-long 58-yarder as a rookie.
- Saw action at kicker against the Pittsburgh Steelers (8/10)... Connected on 3 of 4 field-goal attempts.
- Connected on all 4 of his field-goal attempts, including a long of 47-yards, vs. Indianapolis (8/18).
- Saw action against Jets (8/24)...Recorded 4 field goals on 5 attempts.

STEVE WEATHERFORD (5)

- Originally signed as a rookie free agent by the New Orleans Saints on May 12, 2006.
- Originally signed by the Giants on July 30, 2011
- Weatherford punted 12 times in the Giants' 2011 NFC Championship Game victory in San Francisco, tying David Lee of the Baltimore Colts (in a 1977 AFC Divisional Playoff) for 2nd-highest total in NFL postseason history.
- Weatherford set a Super Bowl record with 3 punts downed inside the 20-yard line in Super Bowl XLVI.
- Tied an NFL record in 2010 by placing 42 punts inside the 20-yard line.
- Saw action against the Pittsburgh Steelers (8/10)... Punted 6 times for 297 yards with 2 inside the 20.
- Saw action at kicker vs. Indianapolis (8/18)...Punted 6 times for 299 yards with a long of 56 yards.
- Saw action against Jets (8/24)...Punted 9 times for 390 yards with a long of 60 yards. Also punted 5 times inside the opponent's 20 yard line.

ZAK DeOSSIE (51)

- Originally a 4th round (116th pick overall) draft choice by the Giants in 2007.
- Played in all 96 regular-season and 9 postseason games in his career as the long snapper and on coverage teams.
- Has 48 career regular-season special teams tackles, 1 forced fumble and 7 postseason special teams tackles.
- Selected to the NFC Pro Bowl team as a special teams player in 2008 and 2010.
- Saw action as long snapper against the Pittsburgh Steelers (8/10).
- Saw action as long snapper vs. Indianapolis (8/18)... Recorded 1 special teams tackle.
- Saw action as long snapper against Jets (8/24)...Recorded 1 special teams tackle.

2013 GIANTS ALPHABETICAL ROSTER

| NO | LAST | FIRST | POS | HT | WT | AGE | EXP | COLLEGE | HOMETOWN | HOW ACQ. | GP/GS/DNP/IA |
|-----|-----------|-----------|-----|------|-----|-----|-----|---------------------|--------------------------|---------------|--------------|
| 20 | Amukamara | Prince | CB | 6-0 | 207 | 24 | 3 | Nebraska | Glendale, AZ | D1-'11 | 0/0/0/0 |
| 96 | Austin | Marvin | DT | 6-2 | 312 | 24 | 3 | North Carolina | Washington, DC | D2-'11 | 0/0/0/0 |
| 64 | Baas | David | C | 6-4 | 312 | 31 | 9 | Michigan | Sarasota, FL | UFA (SF)-'11 | 0/0/0/0 |
| 85 | Barden | Ramses | WR | 6-6 | 224 | 27 | 5 | Cal Poly | La Canada Flintridge, CA | D3-'09 | 0/0/0/0 |
| 65 | Beatty | Will | T | 6-6 | 319 | 28 | 5 | Connecticut | York, PA | D2-'09 | 0/0/0/0 |
| 77 | Boothe | Kevin | G | 6-5 | 320 | 30 | 8 | Cornell | Fort Lauderdale, FL | W (OAK)-'07 | 0/0/0/0 |
| 48 | Bosworth | Kyle | LB | 6-1 | 236 | 26 | 4 | UCLA | Plano, TX | FA-'13 | 0/0/0/0 |
| 73 | Brewer | James | T | 6-6 | 330 | 25 | 3 | Indiana | Indianapolis, IN | D4-'11 | 0/0/0/0 |
| 54 | Broha | Matt | DE | 6-4 | 255 | 24 | 1 | Louisiana Tech | Baton Rouge, LA | FA-'13 | 0/0/0/0 |
| 35 | Brown | Andre | RB | 6-0 | 227 | 26 | 5 | NC State | Greenville, NC | FA-'11 | 0/0/0/0 |
| 3 | Brown | Josh | K | 6-0 | 202 | 34 | 11 | Nebraska | Foyil, OK | FA-'13 | 0/0/0/0 |
| 75 | Browning | Bryant | G | 6-4 | 325 | 25 | 1 | Ohio State | Cleveland, OH | FA-'13 | 0/0/0/0 |
| 41 | Caldwell | David | S | 5-11 | 212 | 26 | 2 | William & Mary | Montclair, NJ | FA-'13 | 0/0/0/0 |
| 60 | Capers | Selvish | OL | 6-5 | 315 | 26 | 2 | West Virginia | Kenner, LA | FA-'12 | 0/0/0/0 |
| 8 | Carr | David | QB | 6-3 | 212 | 34 | 12 | Fresno State | Bakersfield, CA | FA-'11 | 0/0/0/0 |
| 53 | Connor | Dan | LB | 6-2 | 241 | 27 | 6 | Penn State | Wallingford, PA | UFA (DAL)-'13 | 0/0/0/0 |
| 63 | Cordle | Jim | C | 6-3 | 320 | 26 | 3 | Ohio State | Lancster, OH | FA-'10 | 0/0/0/0 |
| 29 | Cox | Michael | RB | 6-0 | 220 | 24 | R | Massachusetts | Avon, CT | D7-'13 | 0/0/0/0 |
| 80 | Cruz | Victor | WR | 6-0 | 204 | 26 | 4 | Massachusetts | Paterson, NJ | FA-'10 | 0/0/0/0 |
| 51 | DeOssie | Zak | LS | 6-4 | 249 | 29 | 7 | Brown | No. Andover, MA | D4-'07 | 0/0/0/0 |
| 66 | Diehl | David | T | 6-5 | 304 | 32 | 11 | Illinois | Oak Lawn, IL | D5-'03 | 0/0/0/0 |
| 84 | Donnell | Larry | TE | 6-6 | 269 | 24 | 1 | Grambling | Ozark, AL | FA-'13 | 0/0/0/0 |
| 36 | Frederick | Terrence | CB | 5-10 | 187 | 23 | 1 | Texas A&M | Katy, TX | FA-'12 | 0/0/0/0 |
| 79w | Goodin | Stephen | G | 6-6 | 310 | 24 | 1 | Nebraska-Kearney | Hastings, NE | FA-'13 | 0/0/0/0 |
| 74b | Hankins | Johnathan | DT | 6-2 | 320 | 21 | R | Ohio State | Detroit, MI | D2-'13 | 0/0/0/0 |
| 15 | Hardy | Kevin | WR | 6-0 | 182 | 23 | 1 | Citadel | Ocala, FL | FA-'13 | 0/0/0/0 |
| 13 | Harris | Marcus | WR | 6-1 | 187 | 24 | 1 | Murray State | St. Louis, MO | FA-'13 | 0/0/0/0 |
| 62 | Herman | Eric | G | 6-4 | 320 | 24 | R | Ohio | Oregon, OH | D7-'13 | 0/0/0/0 |
| 58 | Herzlich | Mark | LB | 6-4 | 246 | 26 | 3 | Boston College | Berwyn, PA | FA-'11 | 0/0/0/0 |
| 25 | Hill | Will | S | 6-1 | 207 | 23 | 2 | Florida | Jersey City, NJ | FA-'12 | 0/0/0/0 |
| 28 | Hosley | Jayron | CB | 5-10 | 178 | 22 | 2 | Virginia Tech | Delray Beach, FL | D3-'12 | 0/0/0/0 |
| 45 | Hynoski | Henry | FB | 6-1 | 266 | 24 | 3 | Pittsburgh | Elysburg, PA | FA-'11 | 0/0/0/0 |
| 37 | James | Charles | CB | 5-9 | 179 | 23 | R | Charleston Southern | Jacksonville, FL | FA-'13 | 0/0/0/0 |
| 99 | Jenkins | Cullen | DT | 6-2 | 305 | 32 | 10 | Central Michigan | Detroit, MI | FA-'13 | 0/0/0/0 |
| 12 | Jernigan | Jerrel | WR | 5-8 | 189 | 24 | 3 | Troy | Eufaula, AL | D3-'11 | 0/0/0/0 |
| 97 | Joseph | Linval | DT | 6-4 | 323 | 24 | 4 | East Carolina | Gainesville, FL | D2-'10 | 0/0/0/0 |
| 94 | Kiwanuka | Mathias | DE | 6-5 | 267 | 30 | 8 | Boston College | Indianapolis, IN | D1-'06 | 0/0/0/0 |
| 78 | Kuhn | Markus | DT | 6-4 | 299 | 27 | 2 | NC State | Weinheim, Germany | D7-'12 | 0/0/0/0 |
| 10 | Manning | Eli | QB | 6-4 | 218 | 32 | 10 | Mississippi | New Orleans, LA | T (SD)-'04 | 0/0/0/0 |
| 38 | McBride | Trumaine | CB | 5-9 | 185 | 27 | 6 | Mississippi | Clarkdale, MS | FA-'13 | 0/0/0/0 |
| 74w | McCants | Matt | T | 6-5 | 309 | 22 | 1 | UAB | Mobile, AL | D6-'12 | 0/0/0/0 |
| 79b | Moore | Damontre | DE | 6-5 | 250 | 20 | R | Texas A&M | Garland, TX | D3-'13 | 0/0/0/0 |
| 67 | Mosley | Brandon | G | 6-5 | 318 | 24 | 1 | Auburn | Jefferson, GA | D4-'12 | 0/0/0/0 |
| 21 | Mundy | Ryan | S | 6-1 | 209 | 28 | 5 | West Virginia | Pittsburgh, PA | UFA (PIT)-'13 | 0/0/0/0 |

2013 GIANTS ALPHABETICAL ROSTER

| | | | | | | | | | | | |
|----|-------------|----------|----|------|-----|----|----|----------------|---------------------|---------------|---------|
| 18 | Murphy | Louis | WR | 6-2 | 200 | 26 | 5 | Florida | St. Petersburg, FL | UFA (CAR)-'13 | 0/0/0/0 |
| 83 | Myers | Brandon | TE | 6-3 | 256 | 27 | 5 | Iowa | Monroe, IA | UFA (OAK)-'13 | 0/0/0/0 |
| 9 | Nassib | Ryan | QB | 6-2 | 223 | 23 | R | Syracuse | Malvern, PA | D4-'13 | 0/0/0/0 |
| 88 | Nicks | Hakeem | WR | 6-1 | 208 | 25 | 5 | North Carolina | Charlotte, NC | D1-'09 | 0/0/0/0 |
| 71 | Ojomo | Adewale | DE | 6-4 | 270 | 24 | 2 | Miami (FL) | Miami, FL | FA-'12 | 0/0/0/0 |
| 17 | Painter | Curtis | QB | 6-4 | 230 | 28 | 4 | Purdue | Vincennes, IN | FA-'13 | 0/0/0/0 |
| 86 | Pascoe | Bear | TE | 6-5 | 265 | 27 | 5 | Fresno State | Porterville, CA | FA-'09 | 0/0/0/0 |
| 93 | Patterson | Mike | DT | 6-1 | 300 | 30 | 9 | USC | Los Almitos, CA | FA-'13 | 0/0/0/0 |
| 52 | Paysinger | Spencer | LB | 6-2 | 236 | 25 | 3 | Oregon | Los Angeles, CA | FA-'11 | 0/0/0/0 |
| 90 | Pierre-Paul | Jason | DE | 6-5 | 278 | 24 | 4 | South Florida | Deerfield Beach, FL | D1-'10 | 0/0/0/0 |
| 72 | Pugh | Justin | T | 6-4 | 301 | 23 | R | Syracuse | Holland, PA | D1-'13 | 0/0/0/0 |
| 82 | Randle | Rueben | WR | 6-2 | 208 | 22 | 2 | LSU | Bastrop, LA | D2-'12 | 0/0/0/0 |
| 55 | Rivers | Keith | LB | 6-2 | 235 | 27 | 5 | USC | Lake Mary, FL | T (CIN)-'12 | 0/0/0/0 |
| 81 | Robinson | Adrien | TE | 6-4 | 264 | 24 | 2 | Cincinnati | Indianapolis, IN | D4-'12 | 0/0/0/0 |
| 95 | Rogers | Shaun | DT | 6-4 | 350 | 34 | 13 | Texas | LaPorte, TX | FA-'12 | 0/0/0/0 |
| 26 | Rolle | Antrel | S | 6-0 | 206 | 30 | 9 | Miami (FL) | Homestead, FL | FA-'10 | 0/0/0/0 |
| 31 | Ross | Aaron | CB | 6-0 | 190 | 30 | 7 | Texas | Tyler, TX | FA-'13 | 0/0/0/0 |
| 39 | Sash | Tyler | S | 6-0 | 215 | 25 | 3 | Iowa | Oskaloosa, IA | D6-'11 | 0/0/0/0 |
| 33 | Scott | Da'Rel | RB | 5-11 | 210 | 25 | 3 | Maryland | Conshohocken, PA | D7-'11 | 0/0/0/0 |
| 76 | Snee | Chris | G | 6-3 | 305 | 31 | 10 | Boston College | Monroese, PA | D2-'04 | 0/0/0/0 |
| 19 | Talley | Julian | WR | 6-1 | 192 | 24 | 1 | Massachusetts | Sicklerville, NJ | FA-'13 | 0/0/0/0 |
| 30 | Taylor | Cooper | S | 6-4 | 228 | 23 | R | Richmond | Atlanta, GA | D5-'13 | 0/0/0/0 |
| 24 | Thomas | Terrell | CB | 6-0 | 191 | 28 | 6 | USC | Alto Loma, CA | D2-'08 | 0/0/0/0 |
| 46 | Torain | Ryan | RB | 6-0 | 220 | 27 | 5 | Arizona State | Shawnee, KS | FA-'12 | 0/0/0/0 |
| 98 | Tracy | Adrian | DE | 6-2 | 245 | 26 | 3 | William & Mary | Sterling, VA | D6-'10 | 0/0/0/0 |
| 69 | Trattou | Justin | DE | 6-4 | 255 | 25 | 3 | Florida | Ramsey, NJ | FA-'11 | 0/0/0/0 |
| 91 | Tuck | Justin | DE | 6-5 | 268 | 30 | 9 | Notre Dame | Kelleyton, AL | D3-'05 | 0/0/0/0 |
| 5 | Weatherford | Steve | P | 6-2 | 211 | 30 | 8 | Illinois | Terre Haute, IN | FA-'11 | 0/0/0/0 |
| 23 | Webster | Corey | CB | 6-0 | 200 | 31 | 9 | LSU | Vacherie, LA | D2-'05 | 0/0/0/0 |
| 57 | Williams | Jacquian | LB | 6-3 | 224 | 25 | 3 | South Florida | Riverview, FL | D6-'11 | 0/0/0/0 |
| 22 | Wilson | David | RB | 5-9 | 205 | 22 | 2 | Virginia Tech | Danville, VA | D1-'12 | 0/0/0/0 |

RESERVE/INJURED

| | | | | | | | | | | | |
|----|---------|--------|----|------|-----|----|---|---------------|-----------------|--------|------------|
| 89 | Adams | Kris | WR | 6-3 | 194 | 26 | 2 | Texas-El Paso | Everman, TX | FA-'13 | Leg |
| 27 | Brown | Stevie | S | 5-11 | 221 | 26 | 4 | Michigan | Columbus, IN | FA-'12 | Knee |
| 2 | Carlos | Keith | WR | 6-0 | 199 | 25 | 1 | Purdue | Bridgeport, CT | FA-'13 | Knee |
| 61 | DeGeare | Chris | G | 6-4 | 335 | 26 | 2 | Wake Forest | Kernerville, NC | FA-'13 | Knee/Ankle |

COACHING STAFF

HEAD COACH: TOM COUGHLIN

Perry Fewell (Defensive Coordinator), Kevin Gilbride (Offensive Coordinator), Tom Quinn (Special Teams Coordinator), Joe Danos (Assistant Strength & Conditioning), Pat Flaherty (Offensive Line), Kevin M. Gilbride (Wide Receivers), Peter Giunta (Secondary/Corners), Jim Herrmann (Linebackers), Jerald Ingram (Running Backs), Larry Izzo (Assistant Special Teams), Robbie Leonard (Defensive Assistant), Dave Merritt (Secondary/Safeties), Robert Nunn (Defensive Line), Jerry Palmieri (Strength & Conditioning), Markus Paul (Assistant Strength & Conditioning), Michael Pope (Tight Ends), Ryan Roeder (Offensive Assistant), Sean Ryan (Quarterbacks), Lunda Wells (Assistant Offensive Line).

2013 GIANTS NUMERICAL ROSTER

| NO | LAST | FIRST | POS | HT | WT | AGE | EXP | COLLEGE | HOMETOWN | HOW ACQ. | GP/GS/DNP/IA |
|----|-------------|----------|-----|------|-----|-----|-----|---------------------|--------------------|---------------|--------------|
| 3 | Brown | Josh | K | 6-0 | 202 | 34 | 11 | Nebraska | Foyil, OK | FA-'13 | 0/0/0/0 |
| 5 | Weatherford | Steve | P | 6-2 | 211 | 30 | 8 | Illinois | Terre Haute, IN | FA-'11 | 0/0/0/0 |
| 8 | Carr | David | QB | 6-3 | 212 | 34 | 12 | Fresno State | Bakersfield, CA | FA-'11 | 0/0/0/0 |
| 9 | Nassib | Ryan | QB | 6-2 | 223 | 23 | R | Syracuse | Malvern, PA | D4-'13 | 0/0/0/0 |
| 10 | Manning | Eli | QB | 6-4 | 218 | 32 | 10 | Mississippi | New Orleans, LA | T (SD)-'04 | 0/0/0/0 |
| 12 | Jernigan | Jerrel | WR | 5-8 | 189 | 24 | 3 | Troy | Eufaula, AL | D3-'11 | 0/0/0/0 |
| 13 | Harris | Marcus | WR | 6-1 | 187 | 24 | 1 | Murray State | St. Louis, MO | FA-'13 | 0/0/0/0 |
| 15 | Hardy | Kevin | WR | 6-0 | 182 | 23 | 1 | Citadel | Ocala, FL | FA-'13 | 0/0/0/0 |
| 17 | Painter | Curtis | QB | 6-4 | 230 | 28 | 4 | Purdue | Vincennes, IN | FA-'13 | 0/0/0/0 |
| 18 | Murphy | Louis | WR | 6-2 | 200 | 26 | 5 | Florida | St. Petersburg, FL | UFA (CAR)-'13 | 0/0/0/0 |
| 19 | Talley | Julian | WR | 6-1 | 192 | 24 | 1 | Massachusetts | Sicklerville, NJ | FA-'13 | 0/0/0/0 |
| 20 | Amukamara | Prince | CB | 6-0 | 207 | 24 | 3 | Nebraska | Glendale, AZ | D1-'11 | 0/0/0/0 |
| 21 | Mundy | Ryan | S | 6-1 | 209 | 28 | 5 | West Virginia | Pittsburgh, PA | UFA (PIT)-'13 | 0/0/0/0 |
| 22 | Wilson | David | RB | 5-9 | 205 | 22 | 2 | Virginia Tech | Danville, VA | D1-'12 | 0/0/0/0 |
| 23 | Webster | Corey | CB | 6-0 | 200 | 31 | 9 | LSU | Vacherie, LA | D2-'05 | 0/0/0/0 |
| 24 | Thomas | Terrell | CB | 6-0 | 191 | 28 | 6 | USC | Alto Loma, CA | D2-'08 | 0/0/0/0 |
| 25 | Hill | Will | S | 6-1 | 207 | 23 | 2 | Florida | Jersey City, NJ | FA-'12 | 0/0/0/0 |
| 26 | Rolle | Antrel | S | 6-0 | 206 | 30 | 9 | Miami (FL) | Homestead, FL | FA-'10 | 0/0/0/0 |
| 28 | Hosley | Jayron | CB | 5-10 | 178 | 22 | 2 | Virginia Tech | Delray Beach, FL | D3-'12 | 0/0/0/0 |
| 29 | Cox | Michael | RB | 6-0 | 220 | 24 | R | Massachusetts | Avon, CT | D7-'13 | 0/0/0/0 |
| 30 | Taylor | Cooper | S | 6-4 | 228 | 23 | R | Richmond | Atlanta, GA | D5-'13 | 0/0/0/0 |
| 31 | Ross | Aaron | CB | 6-0 | 190 | 30 | 7 | Texas | Tyler, TX | FA-'13 | 0/0/0/0 |
| 33 | Scott | Da'Rel | RB | 5-11 | 210 | 25 | 3 | Maryland | Conshohocken, PA | D7-'11 | 0/0/0/0 |
| 35 | Brown | Andre | RB | 6-0 | 227 | 26 | 5 | NC State | Greenville, NC | FA-'11 | 0/0/0/0 |
| 36 | Frederick | Terrence | CB | 5-10 | 187 | 23 | 1 | Texas A&M | Katy, TX | FA-'12 | 0/0/0/0 |
| 37 | James | Charles | CB | 5-9 | 179 | 23 | R | Charleston Southern | Jacksonville, FL | FA-'13 | 0/0/0/0 |
| 38 | McBride | Trumaine | CB | 5-9 | 185 | 27 | 6 | Mississippi | Clarkdale, MS | FA-'13 | 0/0/0/0 |
| 39 | Sash | Tyler | S | 6-0 | 215 | 25 | 3 | Iowa | Oskaloosa, IA | D6-'11 | 0/0/0/0 |
| 41 | Caldwell | David | S | 5-11 | 212 | 26 | 2 | William & Mary | Montclair, NJ | FA-'13 | 0/0/0/0 |
| 45 | Hynoski | Henry | FB | 6-1 | 266 | 24 | 3 | Pittsburgh | Elysburg, PA | FA-'11 | 0/0/0/0 |
| 46 | Torain | Ryan | RB | 6-0 | 220 | 27 | 5 | Arizona State | Shawnee, KS | FA-'12 | 0/0/0/0 |
| 48 | Bosworth | Kyle | LB | 6-1 | 236 | 26 | 4 | UCLA | Plano, TX | FA-'13 | 0/0/0/0 |
| 51 | DeOssie | Zak | LS | 6-4 | 249 | 29 | 7 | Brown | No. Andover, MA | D4-'07 | 0/0/0/0 |
| 52 | Paysinger | Spencer | LB | 6-2 | 236 | 25 | 3 | Oregon | Los Angeles, CA | FA-'11 | 0/0/0/0 |
| 53 | Connor | Dan | LB | 6-2 | 241 | 27 | 6 | Penn State | Wallingford, PA | UFA (DAL)-'13 | 0/0/0/0 |
| 54 | Broha | Matt | DE | 6-4 | 255 | 24 | 1 | Louisiana Tech | Baton Rouge, LA | FA-'13 | 0/0/0/0 |
| 55 | Rivers | Keith | LB | 6-2 | 235 | 27 | 5 | USC | Lake Mary, FL | T (CIN)-'12 | 0/0/0/0 |
| 57 | Williams | Jacquian | LB | 6-3 | 224 | 25 | 3 | South Florida | Riverview, FL | D6-'11 | 0/0/0/0 |
| 58 | Herzlich | Mark | LB | 6-4 | 246 | 26 | 3 | Boston College | Berwyn, PA | FA-'11 | 0/0/0/0 |
| 60 | Capers | Selvis | OL | 6-5 | 315 | 26 | 2 | West Virginia | Kenner, LA | FA-'12 | 0/0/0/0 |
| 62 | Herman | Eric | G | 6-4 | 320 | 24 | R | Ohio | Oregon, OH | D7-'13 | 0/0/0/0 |
| 63 | Cordle | Jim | C | 6-3 | 320 | 26 | 3 | Ohio State | Lancaster, OH | FA-'10 | 0/0/0/0 |
| 64 | Baas | David | C | 6-4 | 312 | 31 | 9 | Michigan | Sarasota, FL | UFA (SF)-'11 | 0/0/0/0 |
| 65 | Beatty | Will | T | 6-6 | 319 | 28 | 5 | Connecticut | York, PA | D2-'09 | 0/0/0/0 |

2013 GIANTS NUMERICAL ROSTER

| | | | | | | | | | | | |
|-----|-------------|-----------|----|-----|-----|----|----|------------------|--------------------------|---------------|---------|
| 66 | Diehl | David | T | 6-5 | 304 | 32 | 11 | Illinois | Oak Lawn, IL | D5-'03 | 0/0/0/0 |
| 67 | Mosley | Brandon | G | 6-5 | 318 | 24 | 1 | Auburn | Jefferson, GA | D4-'12 | 0/0/0/0 |
| 69 | Trattou | Justin | DE | 6-4 | 255 | 25 | 3 | Florida | Ramsey, NJ | FA-'11 | 0/0/0/0 |
| 71 | Ojomo | Adewale | DE | 6-4 | 270 | 24 | 2 | Miami (FL) | Miami, FL | FA-'12 | 0/0/0/0 |
| 72 | Pugh | Justin | T | 6-4 | 301 | 23 | R | Syracuse | Holland, PA | D1-'13 | 0/0/0/0 |
| 73 | Brewer | James | T | 6-6 | 330 | 25 | 3 | Indiana | Indianapolis, IN | D4-'11 | 0/0/0/0 |
| 74b | Hankins | Johnathan | DT | 6-2 | 320 | 21 | R | Ohio State | Detroit, MI | D2-'13 | 0/0/0/0 |
| 74w | McCants | Matt | T | 6-5 | 309 | 22 | 1 | UAB | Mobile, AL | D6-'12 | 0/0/0/0 |
| 75 | Browning | Bryant | G | 6-4 | 325 | 25 | 1 | Ohio State | Cleveland, OH | FA-'13 | 0/0/0/0 |
| 76 | Snee | Chris | G | 6-3 | 305 | 31 | 10 | Boston College | Montrrose, PA | D2-'04 | 0/0/0/0 |
| 77 | Boothe | Kevin | G | 6-5 | 320 | 30 | 8 | Cornell | Fort Lauderdale, FL | W (OAK) -'07 | 0/0/0/0 |
| 78 | Kuhn | Markus | DT | 6-4 | 299 | 27 | 2 | NC State | Weinheim, Germany | D7-'12 | 0/0/0/0 |
| 79w | Goodin | Stephen | G | 6-6 | 310 | 24 | 1 | Nebraska-Kearney | Hastings, NE | FA-'13 | 0/0/0/0 |
| 79b | Moore | Damontre | DE | 6-5 | 250 | 20 | R | Texas A&M | Garland, TX | D3-'13 | 0/0/0/0 |
| 80 | Cruz | Victor | WR | 6-0 | 204 | 26 | 4 | Massachusetts | Paterson, NJ | FA-'10 | 0/0/0/0 |
| 81 | Robinson | Adrien | TE | 6-4 | 264 | 24 | 2 | Cincinnati | Indianapolis, IN | D4-'12 | 0/0/0/0 |
| 82 | Randle | Rueben | WR | 6-2 | 208 | 22 | 2 | LSU | Bastrop, LA | D2-'12 | 0/0/0/0 |
| 83 | Myers | Brandon | TE | 6-3 | 256 | 27 | 5 | Iowa | Monroe, IA | UFA (OAK)-'13 | 0/0/0/0 |
| 84 | Donnell | Larry | TE | 6-6 | 269 | 24 | 1 | Grambling | Ozark, AL | FA-'13 | 0/0/0/0 |
| 85 | Barden | Ramses | WR | 6-6 | 224 | 27 | 5 | Cal Poly | La Canada Flintridge, CA | D3-'09 | 0/0/0/0 |
| 86 | Pascoe | Bear | TE | 6-5 | 265 | 27 | 5 | Fresno State | Porterville, CA | FA-'09 | 0/0/0/0 |
| 88 | Nicks | Hakeem | WR | 6-1 | 208 | 25 | 5 | North Carolina | Charlotte, NC | D1-'09 | 0/0/0/0 |
| 90 | Pierre-Paul | Jason | DE | 6-5 | 278 | 24 | 4 | South Florida | Deerfield Beach, FL | D1-'10 | 0/0/0/0 |
| 91 | Tuck | Justin | DE | 6-5 | 268 | 30 | 9 | Notre Dame | Kellyton, AL | D3-'05 | 0/0/0/0 |
| 93 | Patterson | Mike | DT | 6-1 | 300 | 30 | 9 | USC | Los Almintos, CA | FA-'13 | 0/0/0/0 |
| 94 | Kiwanuka | Mathias | DE | 6-5 | 267 | 30 | 8 | Boston College | Indianapolis, IN | D1-'06 | 0/0/0/0 |
| 95 | Rogers | Shaun | DT | 6-4 | 350 | 34 | 13 | Texas | LaPorte, TX | FA-'12 | 0/0/0/0 |
| 96 | Austin | Marvin | DT | 6-2 | 312 | 24 | 3 | North Carolina | Washington, DC | D2-'11 | 0/0/0/0 |
| 97 | Joseph | Linval | DT | 6-4 | 323 | 24 | 4 | East Carolina | Gainesville, FL | D2-'10 | 0/0/0/0 |
| 98 | Tracy | Adrian | DE | 6-2 | 245 | 26 | 3 | William & Mary | Sterling, VA | D6-'10 | 0/0/0/0 |
| 99 | Jenkins | Cullen | DT | 6-2 | 305 | 32 | 10 | Central Michigan | Detroit, MI | FA-'13 | 0/0/0/0 |

RESERVE/INJURED

| | | | | | | | | | | | |
|----|---------|--------|----|------|-----|----|---|---------------|-----------------|--------|------------|
| 2 | Carlos | Keith | WR | 6-0 | 199 | 25 | 1 | Purdue | Bridgeport, CT | FA-'13 | Knee |
| 27 | Brown | Stevie | S | 5-11 | 221 | 26 | 4 | Michigan | Columbus, IN | FA-'12 | Knee |
| 61 | DeGeare | Chris | G | 6-4 | 335 | 26 | 2 | Wake Forest | Kernerville, NC | FA-'13 | Knee/Ankle |
| 89 | Adams | Kris | WR | 6-3 | 194 | 26 | 2 | Texas-El Paso | Everman, TX | FA-'13 | Leg |

INJURY

COACHING STAFF

HEAD COACH: TOM COUGHLIN

Perry Fewell (Defensive Coordinator), Kevin Gilbride (Offensive Coordinator), Tom Quinn (Special Teams Coordinator), Joe Danos (Assistant Strength & Conditioning), Pat Flaherty (Offensive Line), Kevin M. Gilbride (Wide Receivers), Peter Giunta (Secondary/Cornerbacks), Jim Herrmann (Linebackers), Jerald Ingram (Running Backs), Larry Izzo (Assistant Special Teams), Robbie Leonard (Defensive Assistant), Dave Merritt (Secondary/Safeties), Robert Nunn (Defensive Line), Jerry Palmieri (Strength & Conditioning), Markus Paul (Assistant Strength & Conditioning), Michael Pope (Tight Ends), Ryan Roeder (Offensive Assistant), Sean Ryan (Quarterbacks), Lunda Wells (Assistant Offensive Line).

2013 GIANTS DEPTH CHART

OFFENSE

| | | | | | | | | |
|----|----|----------------------|----|--------------------|----|--------------------|----|--------------------|
| WR | 88 | Hakeem Nicks | 82 | Rueben Randle | 85 | Ramses Barden | 19 | Julian Talley |
| | | | | | | | 13 | Marcus Harris |
| LT | 65 | Will Beatty | 75 | Bryant Browning | | | | |
| LG | 77 | Kevin Boothe | 60 | Selvish Capers | | | | |
| C | 64 | David Baas* | 63 | Jim Cordle | 79 | Stephen Goodin | 74 | Matt McCants |
| RG | 76 | Chris Snee | 73 | James Brewer | 67 | Brandon Mosley | 62 | <u>Eric Herman</u> |
| RT | 66 | David Diehl* | 72 | <u>Justin Pugh</u> | 74 | Matt McCants | | |
| TE | 83 | Brandon Myers | 86 | Bear Pascoe | 81 | Adrien Robinson | 84 | Larry Donnell |
| WR | 80 | Victor Cruz* | 18 | Louis Murphy | 12 | Jerrel Jernigan | 15 | Kevin Hardy |
| QB | 10 | Eli Manning | 8 | David Carr | 9 | <u>Ryan Nassib</u> | 17 | Curtis Painter |
| FB | 45 | Henry Hynoski | 86 | Bear Pascoe | | | | |
| RB | 22 | David Wilson | 33 | Da'Rel Scott | 46 | Ryan Torain | 29 | <u>Michael Cox</u> |
| | 35 | Andre Brown | | | | | | |

DEFENSE

| | | | | | | | | |
|-----|----|--------------------------|----|--------------------------|----|----------------------|----|-----------------------|
| LDE | 91 | Justin Tuck | 79 | <u>Damontre Moore</u> | 98 | Adrian Tracy | 69 | Justin Trattou |
| LDT | 97 | Linval Joseph | 74 | <u>Johnathan Hankins</u> | 96 | Marvin Austin | 78 | Markus Kuhn+ |
| RDT | 99 | Cullen Jenkins | 95 | Shaun Rogers | 93 | Mike Patterson | | |
| RDE | 90 | Jason Pierre-Paul | 94 | Mathias Kiwanuka | 54 | Matt Broha | 71 | Adewale Ojomo |
| SLB | 55 | Keith Rivers | 48 | Kyle Bosworth | | | | |
| MLB | 58 | Mark Herzlich | 53 | Dan Connor | | | | |
| WLB | 52 | Spencer Paysinger | 57 | Jacquian Williams | | | | |
| LCB | 23 | Corey Webster | 28 | Jayron Hosley | 36 | Terrence Frederick | 37 | <u>Charles James</u> |
| | | | | | | | 24 | <u>Terrell Thomas</u> |
| SS | 26 | Antrel Rolle | 39 | Tyler Sash | 30 | <u>Cooper Taylor</u> | 25 | Will Hill^ |
| FS | 21 | Ryan Mundy | 41 | David Caldwell | | | | |
| RCB | 20 | Prince Amukamara | 31 | Aaron Ross | 38 | Trumaine McBride | | |

SPECIALISTS

| | | | | | | | | |
|----|----|--------------------------|----|-----------------|----|--------------------|----|---------------|
| P | 5 | Steve Weatherford | | | | | | |
| H | 5 | Steve Weatherford | | | | | | |
| PK | 3 | Josh Brown | | | | | | |
| LS | 51 | Zak DeOssie | | | | | | |
| KR | 22 | David Wilson | 12 | Jerrel Jernigan | 33 | Da'Rel Scott | 35 | Andre Brown |
| | | | | | 29 | <u>Michael Cox</u> | 46 | Ryan Torain |
| PR | 82 | Rueben Randle | 12 | Jerrel Jernigan | 22 | David Wilson | 28 | Jayron Hosley |
| | | | | | 31 | Aaron Ross | 80 | Victor Cruz |

Underlined = Rookie in 2013; **BOLD** = Starter; *Injured; + PUP; ^ Suspended

2013 GIANTS PLAYER BY POSITION

QUARTERBACKS (4)

| No | Name | Pos | HT | WT | Exp | College |
|----|-----------------|-----|-----|-----|-----|--------------|
| 8 | Carr, David | QB | 6-3 | 212 | 12 | Fresno State |
| 9 | Nassib, Ryan | QB | 6-2 | 223 | R | Syracuse |
| 10 | Manning, Eli | QB | 6-4 | 218 | 10 | Mississippi |
| 17 | Painter, Curtis | QB | 6-4 | 230 | 4 | Purdue |

RUNNING BACKS (6)

| No | Name | Pos | HT | WT | Exp | College |
|----|----------------|-----|------|-----|-----|---------------|
| 22 | Wilson, David | RB | 5-9 | 205 | 2 | Virginia Tech |
| 29 | Cox, Michael | RB | 6-0 | 220 | R | Massachusetts |
| 33 | Scott, Da'Rel | RB | 5-11 | 210 | 3 | Maryland |
| 35 | Brown, Andre | RB | 6-0 | 227 | 5 | NC State |
| 46 | Torain, Ryan | RB | 6-0 | 220 | 5 | Arizona State |
| 45 | Hynoski, Henry | FB | 6-1 | 266 | 3 | Pittsburgh |

WIDE RECEIVERS (9)

| No | Name | Pos | HT | WT | Exp | College |
|----|------------------|-----|-----|-----|-----|----------------|
| 12 | Jernigan, Jerrel | WR | 5-8 | 189 | 3 | Troy |
| 13 | Harris, Marcus | WR | 6-1 | 187 | 1 | Murray State |
| 15 | Hardy, Kevin | WR | 6-0 | 182 | 1 | Citadel |
| 18 | Murphy, Louis | WR | 6-2 | 200 | 5 | Florida |
| 19 | Talley, Julian | WR | 6-1 | 192 | 1 | Massachusetts |
| 80 | Cruz, Victor | WR | 6-0 | 204 | 4 | Massachusetts |
| 82 | Rueben Randle | WR | 6-2 | 208 | 2 | LSU |
| 85 | Barden, Ramses | WR | 6-6 | 224 | 5 | Cal Poly |
| 88 | Nicks, Hakeem | WR | 6-1 | 208 | 5 | North Carolina |

TIGHT ENDS (4)

| No | Name | Pos | HT | WT | Exp | College |
|----|-------------------|-----|-----|-----|-----|--------------|
| 81 | Robinson, Adriene | TE | 6-4 | 264 | 2 | Cincinnati |
| 83 | Myers, Brandon | TE | 6-3 | 256 | 5 | Iowa |
| 84 | Donnell, Larry | TE | 6-6 | 269 | 1 | Grambling |
| 86 | Pascoe, Bear | TE | 6-5 | 265 | 5 | Fresno State |

OFFENSIVE LINE (14)

| No | Name | Pos | HT | WT | Exp | College |
|-----|------------------|-----|-----|-----|-----|------------------|
| 60 | Capers, Selvish | OL | 6-5 | 315 | 2 | West Virginia |
| 62 | Herman, Eric | G | 6-4 | 320 | R | Ohio |
| 63 | Cordle, Jim | C | 6-3 | 320 | 3 | Ohio State |
| 64 | Baas, David | C | 6-4 | 312 | 9 | Michigan |
| 65 | Beatty, Will | T | 6-6 | 319 | 5 | Connecticut |
| 66 | Diehl, David | T | 6-5 | 304 | 11 | Illinois |
| 67 | Mosley, Brandon | G | 6-5 | 318 | 1 | Auburn |
| 72 | Pugh, Justin | T | 6-4 | 301 | R | Syracuse |
| 73 | Brewer, James | T | 6-6 | 330 | 3 | Indiana |
| 74o | McCants, Matt | T | 6-5 | 309 | 1 | UAB |
| 75 | Browning, Bryant | G | 6-4 | 325 | 1 | Ohio State |
| 76 | Snee, Chris | G | 6-3 | 305 | 10 | Boston College |
| 77 | Boothe, Kevin | G | 6-5 | 320 | 8 | Cornell |
| 79o | Goodin, Stephen | G | 6-6 | 310 | 1 | Nebraska-Kearney |

DEFENSIVE LINE (15)

| No | Name | Pos | HT | WT | Exp | College |
|-----|--------------------|-----|-----|-----|-----|------------------|
| 54 | Broha, Matt | DE | 6-4 | 255 | 1 | Louisiana Tech |
| 69 | Trattou, Justin | DE | 6-4 | 255 | 3 | Florida |
| 71 | Ojomo, Adewale | DE | 6-4 | 270 | 2 | Miami (FL) |
| 74d | Hankins, Johnathan | DT | 6-2 | 320 | R | Ohio State |
| 78 | Kuhn, Markus | DT | 6-4 | 299 | 2 | NC State |
| 79d | Moore, Damontre | DE | 6-5 | 250 | R | Texas A&M |
| 90 | Pierre-Paul, Jason | DE | 6-5 | 278 | 4 | South Florida |
| 91 | Tuck, Justin | DE | 6-5 | 268 | 9 | Notre Dame |
| 93 | Patterson, Mike | DT | 6-1 | 300 | 9 | USC |
| 94 | Kiwanuka, Mathias | DE | 6-5 | 267 | 8 | Boston College |
| 95 | Rogers, Shaun | DT | 6-4 | 350 | 13 | Texas |
| 96 | Austin, Marvin | DT | 6-2 | 312 | 3 | North Carolina |
| 97 | Joseph, Linval | DT | 6-4 | 323 | 4 | East Carolina |
| 98 | Tracy, Adrian | DE | 6-2 | 245 | 3 | William & Mary |
| 99 | Jenkins, Cullen | DT | 6-2 | 305 | 10 | Central Michigan |

LINEBACKERS (6)

| No | Name | Pos | HT | WT | Exp | College |
|----|--------------------|-----|-----|-----|-----|----------------|
| 48 | Bosworth, Kyle | LB | 6-1 | 236 | 4 | UCLA |
| 52 | Paysinger, Spencer | LB | 6-2 | 236 | 3 | Oregon |
| 53 | Connor, Dan | LB | 6-2 | 241 | 6 | Penn State |
| 55 | Rivers, Keith | LB | 6-2 | 235 | 5 | USC |
| 57 | Williams, Jacquian | LB | 6-3 | 224 | 3 | South Florida |
| 58 | Herzlich, Mark | LB | 6-4 | 246 | 3 | Boston College |

DEFENSIVE BACKS (14)

| No | Name | Pos | HT | WT | Exp | College |
|----|---------------------|-----|------|-----|-----|---------------------|
| 20 | Amukamara, Prince | CB | 6-0 | 207 | 3 | Nebraska |
| 21 | Mundy, Ryan | S | 6-1 | 209 | 5 | West Virginia |
| 23 | Webster, Corey | CB | 6-0 | 200 | 9 | LSU |
| 24 | Thomas, Terrell | CB | 6-0 | 191 | 6 | USC |
| 25 | Hill, Will | S | 6-1 | 207 | 2 | Florida |
| 26 | Rolle, Antrel | S | 6-0 | 206 | 9 | Miami (FL) |
| 28 | Hosley, Jayron | CB | 5-10 | 178 | 2 | Virginia Tech |
| 30 | Taylor, Cooper | S | 6-4 | 228 | R | Richmond |
| 31 | Ross, Aaron | CB | 6-0 | 190 | 7 | Texas |
| 36 | Frederick, Terrence | CB | 5-10 | 187 | 1 | Texas A&M |
| 37 | James, Charles | CB | 5-9 | 179 | R | Charleston Southern |
| 38 | McBride, Trumaine | CB | 5-9 | 185 | 6 | Mississippi |
| 39 | Sash, Tyler | S | 6-0 | 215 | 3 | Iowa |
| 41 | Caldwell, David | S | 5-11 | 212 | 2 | William & Mary |

SPECIALISTS (3)

| No | Name | Pos | HT | WT | Exp | College |
|----|--------------------|-----|-----|-----|-----|----------|
| 3 | Brown, Josh | K | 6-0 | 202 | 11 | Nebraska |
| 5 | Weatherford, Steve | P | 6-2 | 211 | 8 | Illinois |
| 51 | DeOssie, Zak | LS | 6-4 | 249 | 7 | Brown |

2013 PLAYER TRANSACTIONS

| | | | | |
|--------------------------------------|-----------------------------------|--------------------------------------|---|----------------------|
| 12/2 | T Adcock, Levy | Signed to Reserve/Future Contract | WR Davis, Marcus | Signed as Free Agent |
| DE Broha, Matt | Signed to Reserve/Future Contract | LB Sabino, Etienne | Signed as Free Agent | |
| TE Donnell, Larry | Signed to Reserve/Future Contract | LB Dieuseul, Charleus | Signed as Free Agent | |
| G Goodin, Stephen | Signed to Reserve/Future Contract | DB James, Charles | Signed as Free Agent | |
| T McCants, Matt | Signed to Reserve/Future Contract | S Tweedy, Alonzo | Signed as Free Agent | |
| CB Scott, Leron | Signed to Reserve/Future Contract | 5/11 T Adcock, Levy | Waived | |
| 12/3 WR Collins, Brandon | Signed to Reserve/Future Contract | WR Davis, Marcus | Waived | |
| WR Hardy, Kevin | Signed to Reserve/Future Contract | LB Dieuseul, Charleus | Waived | |
| G Jasper, Michael | Signed to Reserve/Future Contract | DB Jackson, Buddy | Waived | |
| DB McBride, Trumain | Signed to Reserve/Future Contract | K Rogers, Jake | Waived | |
| LB Muasau, Jake | Signed to Reserve/Future Contract | DT Skinner, Bobby | Waived | |
| QB Painter, Curtis | Signed to Reserve/Future Contract | LB Curry, Aaron | Signed as Free Agent | |
| DT Skinner, Bobby | Signed to Reserve/Future Contract | WR Horne, Jeremy | Signed as Free Agent | |
| G Browning, Bryant | Signed to Reserve/Future Contract | DT Okam, Frank | Signed as Free Agent | |
| DB Caldwell, David | Signed to Reserve/Future Contract | TE Palmer, Michael | Signed as Free Agent | |
| G DeGeare, Chris | Signed to Reserve/Future Contract | DB Stevenson, John | Signed as Free Agent | |
| 1/15 WR Adams, Kris | Signed to Reserve/Future Contract | 5/16 DB Dennard, Antonio | Waived/Injured | |
| CB Dennard, Antonio | Signed to Reserve/Future Contract | TE Palmer, Michael | Waived/Injured | |
| 1/24 TE Childers, Jamie | Signed to Reserve/Future Contract | TE Newton, Morgan | Signed as Free Agent | |
| CB Jackson, Buddy | Signed to Reserve/Future Contract | 5/23 WR Barden, Ramses | Re-signed by Giants | |
| K Rogers, Jake | Signed to Reserve/Future Contract | 5/30 TE Newton, Morgan | Waived | |
| 2/5 LB Boley, Michael | Contracted Terminated | LB Bosworth, Kyle | Signed as Free Agent | |
| TE Pascoe, Bear | Re-signed by Giants | CB Stevenson, John | Waived | |
| 2/6 RB Bradshaw, Ahmad | Contracted Terminated | TE Clement, Chase | Signed as Free Agent | |
| DT Canty, Chris | Contracted Terminated | 6/3 WR Carlos, Keith | Signed as Free Agent | |
| DT Parker, Martin | Contracted Terminated | 6/14 WR Cruz, Victor | Signed 1-Year RFA Tender | |
| 2/7 DT Rogers, Shaun | Re-signed by Giants | 7/8 WR Cruz, Victor | Signs Multi-Year Extension | |
| 2/11 CB Thomas, Terrell | Re-signed by Giants | 7/25 T Pugh, Justin | Signed by Giants | |
| 2/13 K Buehler, David | Signed as Free Agent | QB Nassib, Ryan | Signed by Giants | |
| 2/27 T Beatty, Will | Re-signed by Giants | 7/26 K Buehler, David | Waived | |
| 3/11 DT Jenkins, Cullen | Signed as Free Agent | FB D'Imperio, Ryan | Signed as Free Agent | |
| 3/13 K Brown, Josh | Signed as Free Agent | 7/27 FB Hynoski, Henry | Placed on PUP | |
| 3/14 CB Ross, Aaron | Signed as Free Agent | DT Kuhn, Markus | Placed on PUP | |
| S Mundy, Ryan | Signed as Free Agent | DE Pierre-Paul, Jason | Placed on PUP | |
| 3/15 LB Rivers, Keith | Re-signed by Giants | G Snee, Chris | Placed on PUP | |
| 3/16 LB Connor, Dan | Signed as Free Agent | CB Thomas, Terrell | Placed on PUP | |
| 3/17 TE Myers, Brandon | Signed as Free Agent | CB Dennard, Antonio | Waived with Injury Settlement | |
| 3/19 WR Murphy, Louis | Signed as Free Agent | 7/31 WR Horne, Jeremy | Waived/Injured | |
| 3/21 QB Carr, David | Re-signed by Giants | WR Talley, Julian | Signed as Free Agent | |
| 3/25 G Boothe, Kevin | Re-signed by Giants | 8/6 G Snee, Chris | Activated from PUP/Returned to Practice | |
| 4/3 DT Patterson, Mike | Signed as Free Agent | CB Thomas, Terrell | Activated from PUP/Returned to Practice | |
| 4/25 T Pugh, Justin | Drafted by Giants in First Round | 8/8 WR Horne, Jeremy | Waived from Injured Reserve/Injury Settlement | |
| 4/26 DT Hankins, Johnathan | Drafted by Giants in Second Round | 8/12 WR Adams, Kris | Waived/Injured | |
| DE Moore, Damontre | Drafted by Giants in Third Round | WR Harris, Marcus | Signed as Free Agent | |
| 4/27 QB Nassib, Ryan | Drafted by Giants in Fourth Round | 8/13 FB D'Imperio, Ryan | Retired | |
| S Taylor, Cooper | Drafted by Giants in Fifth Round | FB Guidugli, Ben | Signed as Free Agent | |
| G Herman, Eric | Drafted by Giants in Seventh | 8/20 WR Carlos, Keith | Waived/Injured | |
| Round RB Cox, Michael | Drafted by Giants in Seventh | G DeGeare, Chris | Waived/Injured | |
| Round | | 8/21 WR Sinkfield, Terrell | Signed as Free Agent | |
| 5/10 DT Hankins, Johnathan | Signed by Giants | 8/22 T Holtz, Austin | Signed as Free Agent | |
| DE Moore, Damontre | Signed by Giants | FB Hynoski, Henry | Removed from PUP | |
| S Taylor, Cooper | Signed by Giants | 8/25 LB Curry, Aaron | Contracted Terminated | |
| RB Cox, Michael | Signed by Giants | DT Okam, Frank | Contracted Terminated | |
| RB Wright, Jeremy | Signed as Free Agent | TE Childers, Jamie | Waived | |

2013 PLAYER TRANSACTIONS

TE Clement, Chase . . . Waived
WR Collins, Brandon . . . Waived
FB Guidugli, Ben. Waived
T Holtz, Austin Waived
G Jasper, Michael Waived
S Mertile, Junior Waived
LB Muasau, Jake. Waived
WR Sinkfield, Terrell. . . Waived
LB Sabino, Etienne Waived
DB Tweedy, Alonzo Waived
S Brown, Stevie. Placed on Reserve/Injured
CB Scott, Laron Waived/Injured
8/26 DE Pierre-Paul, Jason. . Removed from PUP

PRESEASON RESULTS (2013-1950)

2013 (1-2)

| Date | | Giants Opp. |
|------|--------------------|-------------|
| 8/10 | at Pittsburgh..... | 18 13 (W) |
| 8/18 | Indianapolis..... | 12 20 (L) |
| 8/18 | Jets (OT)..... | 21 24 (L) |

2012 (2-2)

| Date | | Giants Opp. |
|------|----------------------|-------------|
| 8/10 | at Jacksonville..... | 31 32 (L) |
| 8/18 | at Jets..... | 26 3 (W) |
| 8/24 | Chicago..... | 17 20 (L) |
| 9/1 | New England..... | 6 3 (W) |

2011 (2-2)

| Date | | Giants Opp. |
|------|---------------------|-------------|
| 8/13 | at Carolina..... | 10 20 (L) |
| 8/22 | Chicago..... | 41 13 (W) |
| 8/29 | Jets..... | 3 17 (L) |
| 9/1 | at New England..... | 18 17 (W) |

2010 (2-2)

| Date | | Giants Opp. |
|------|-------------------|-------------|
| 8/16 | at Jets..... | 31 16 (W) |
| 8/21 | Pittsburgh..... | 17 24 (L) |
| 8/28 | at Baltimore..... | 10 24 (L) |
| 9/2 | New England..... | 20 17 (W) |

2009 (1-3)

| Date | | Giants Opp. |
|------|---------------------|-------------|
| 8/77 | vs. Carolina..... | 24 17 (W) |
| 8/22 | at Chicago..... | 3 17 (L) |
| 8/23 | vs. Jets..... | 25 27 (L) |
| 8/28 | at New England..... | 27 38 (L) |

2008 (2-2)

| Date | | Giants Opp. |
|------|------------------|-------------|
| 8/7 | at Detroit..... | 10 13 (L) |
| 8/18 | Cleveland..... | 37 34 (W) |
| 8/23 | at Jets..... | 7 10 (L) |
| 8/28 | New England..... | 19 14 (W) |

2007 (1-3)

| Date | | Giants Opp. |
|------|---------------------|-------------|
| 8/11 | Carolina..... | 21 24 (L) |
| 8/19 | at Baltimore..... | 13 12 (W) |
| 8/25 | Jets..... | 12 20 (L) |
| 8/30 | at New England..... | 20 27 (L) |

2006 (4-0)

| Date | | Giants Opp. |
|------|-------------------|-------------|
| 8/11 | at Baltimore..... | 17 16 (W) |
| 8/17 | Chiefs..... | 17 0 (W) |
| 8/25 | at Jets..... | 13 7 (W) |
| 8/31 | New England..... | 31 23 (W) |

2005 (3-1)

| Date | | Giants Opp. |
|------|---------------------|-------------|
| 8/13 | at Cleveland..... | 14 17 (L) |
| 8/20 | Carolina..... | 27 21 (W) |
| 8/23 | New York Jets..... | 15 14 (W) |
| 9/1 | at New England..... | 27 3 (W) |

2004 (1-3)

| Date | | Giants Opp. |
|------|-----------------------|-------------|
| 8/13 | Kansas City..... | 34 24 (W) |
| 8/19 | at Carolina..... | 20 27 (L) |
| 8/27 | at New York Jets..... | 10 17 (L) |
| 9/2 | Baltimore..... | 17 27 (L) |

2003 (1-3)

| Date | | Giants Opp. |
|------|---------------------|-------------|
| 8/7 | at New England..... | 6 26 (L) |
| 8/15 | Carolina..... | 10 10 (L) |
| 8/23 | New York Jets..... | 14 15 (L) |
| 8/28 | at Baltimore..... | 30 24 (W) |

2002 (3-2)

| Date | | Giants Opp. |
|------|--|-------------|
| 8/5 | vs. Houston (HOF Game Canton, OH)..... | 34 17 (W) |
| 8/10 | New England..... | 22 19 (W) |
| 8/17 | at Atlanta..... | 24 36 (L) |
| 8/24 | at New York Jets..... | 7 28 (L) |
| 8/29 | Baltimore..... | 13 0 (W) |

2001 (1-3)

| Date | | Giants Opp. |
|------|---------------------|-------------|
| 8/11 | at New England..... | 0 14 (L) |
| 8/16 | Jacksonville..... | 27 5 (W) |
| 8/25 | New York Jets..... | 14 17 (L) |
| 8/31 | at Baltimore..... | 9 38 (L) |

2000 (0-4)

| Date | | Giants Opp. |
|------|-----------------------|-------------|
| 8/5 | Chicago..... | 8 20 (L) |
| 8/11 | at Jacksonville..... | 13 16 (L) |
| 8/19 | at New York Jets..... | 24 27 (L) |
| 8/25 | Baltimore..... | 17 24 (L) |

1999 (2-2)

| Date | | Giants Opp. |
|------|--------------------|-------------|
| 8/13 | at Minnesota..... | 36 21 (W) |
| 8/21 | Jacksonville..... | 27 20 (W) |
| 8/28 | New York Jets..... | 10 16 (L) |
| 9/3 | at Baltimore..... | 28 24 (L) |

1998 (1-3)

| Date | | Giants Opp. |
|------|-----------------------|-------------|
| 8/8 | Cincinnati..... | 24 17 (W) |
| 8/14 | at Jacksonville..... | 10 24 (L) |
| 8/20 | at New York Jets..... | 23 27 (L) |
| 8/28 | Baltimore..... | 6 14 (L) |

1997 (1-3)

| Date | | Giants Opp. |
|------|--------------------|-------------|
| 8/2 | at Baltimore..... | 21 20 (W) |
| 8/9 | Jacksonville..... | 16 38 (L) |
| 8/16 | New York Jets..... | 17 27 (L) |
| 8/22 | Green Bay..... | 17 22 (L) |
| | (at Madison, WI) | |

1996 (1-3)

| Date | | Giants Opp. |
|------|-----------------------|-------------|
| 8/2 | at Jacksonville..... | 24 17 (W) |
| 8/10 | Baltimore..... | 27 37 (L) |
| 8/17 | at New York Jets..... | 6 13 (L) |
| 8/23 | Carolina..... | 7 34 (L) |

1995 (3-1)

| Date | | Giants Opp. |
|------|----------------------|-------------|
| 8/6 | at Cleveland..... | 19 13 (W) |
| 8/11 | vs. New Orleans..... | 14 13 (W) |
| 8/19 | vs. Jets..... | 32 31 (W) |
| 8/26 | at Carolina..... | 3 6 (L) |

1994 (1-4)

| Date | | Giants Opp. |
|------|-------------------------|-------------|
| 7/30 | Miami..... | 19 20 (L) |
| 8/6 | Cleveland..... | 15 24 (L) |
| 8/13 | San Diego (Berlin)..... | 28 20 (W) |
| 8/20 | at New York Jets..... | 10 13 (L) |
| 8/27 | at Chicago..... | 21 27 (L) |

1993 (2-2)

| Date | | Giants Opp. |
|------|--------------------|-------------|
| 8/7 | at Cincinnati..... | 27 16 (W) |
| 8/14 | Pittsburgh..... | 17 23 (L) |
| 8/21 | New York Jets..... | 14 13 (W) |
| 8/28 | at Miami..... | 17 23 (L) |

1992 (2-2)

| Date | | Giants Opp. |
|------|-----------------------|-------------|
| 8/9 | Cincinnati..... | 13 7 (W) |
| 8/15 | Cleveland..... | 16 7 (W) |
| 8/22 | at New York Jets..... | 14 20 (L) |
| 8/29 | at Pittsburgh..... | 3 24 (L) |

1991 (2-2)

| Date | | Giants Opp. |
|------|---------------------|-------------|
| 8/5 | Buffalo..... | 23 17 (W) |
| 8/10 | at Cleveland..... | 10 16 (L) |
| 8/17 | New York Jets..... | 24 20 (W) |
| 8/24 | at New England..... | 3 24 (L) |

1990 (4-0)

| Date | | Giants Opp. |
|------|--------------------|-------------|
| 8/13 | at Buffalo..... | 20 6 (W) |
| 8/18 | at Houston..... | 13 10 (W) |
| 8/25 | New York Jets..... | 17 7 (W) |
| 9/1 | Cleveland..... | 28 10 (W) |

1989 (3-1)

| Date | | Giants Opp. |
|------|---------------------|-------------|
| 8/12 | at New England..... | 20 17 (W) |
| 8/20 | at Kansas City..... | 45 7 (W) |
| 8/26 | New York Jets..... | 21 17 (W) |
| 9/2 | Pittsburgh..... | 10 13 (L) |

1988 (3-1)

| Date | | Giants Opp. |
|------|--------------------|-------------|
| 8/6 | at Green Bay..... | 34 3 (W) |
| 8/13 | New York Jets..... | 24 21 (W) |
| 8/20 | Pittsburgh..... | 28 17 (W) |
| 8/26 | at Cleveland..... | 13 17 (L) |

1987 (3-1)

| Date | | Giants Opp. |
|------|---------------------|-------------|
| 8/16 | at New England..... | 19 17 (W) |
| 8/22 | Cleveland..... | 24 10 (W) |
| 8/29 | New York Jets..... | 23 30 (L) |
| 9/5 | at Pittsburgh..... | 26 20 (W) |

1986 (3-1)

| Date | | Giants Opp. |
|------|--------------------|-------------|
| 8/6 | at Atlanta..... | 24 31 (L) |
| 8/16 | at Green Bay..... | 22 14 (W) |
| 8/23 | New York Jets..... | 20 16 (W) |
| 8/30 | Pittsburgh..... | 17 3 (W) |

1985 (5-0)

| Date | | Giants Opp. |
|------|------------------------------------|-------------|
| 8/3 | Houston (HOF Game Canton, OH)..... | 21 20 (W) |
| 8/10 | at Denver..... | 30 20 (W) |
| 8/17 | Green Bay..... | 10 2 (W) |
| 8/24 | New York Jets (OT)..... | 34 31 (W) |
| 8/30 | at Pittsburgh..... | 24 14 (W) |

1984 (3-1)

| Date | | Giants Opp. |
|------|----------------------|-------------|
| 8/3 | at New England..... | 48 20 (W) |
| 8/11 | at Indianapolis..... | 20 26 (L) |
| 8/18 | New York Jets..... | 20 14 (W) |
| 8/25 | Pittsburgh..... | 16 9 (W) |

PRESEASON RESULTS (2012-1950)

1983 (3-1)

| Date | | Giants Opp. |
|------|---------------|-------------|
| 8/7 | New York Jets | 23 16 (W) |
| 8/12 | at Pittsburgh | 22 13 (W) |
| 8/20 | Baltimore | 27 24 (W) |
| 8/26 | Miami | 3 24 (L) |

1982 (1-3)

| Date | | Giants Opp. |
|------|---------------|-------------|
| 8/14 | at Baltimore | 14 19 (L) |
| 8/21 | Pittsburgh | 10 13 (L) |
| 8/28 | New York Jets | 22 10 (W) |
| 9/3 | at Miami (OT) | 13 16 (L) |

1981 (2-2)

| Date | | Giants Opp. |
|------|---------------|-------------|
| 8/8 | at Chicago | 23 7 (W) |
| 8/15 | Baltimore | 20 17 (W) |
| 8/22 | New York Jets | 24 37 (L) |
| 8/29 | at Pittsburgh | 6 31 (L) |

1980 (1-3)

| Date | | Giants Opp. |
|------|---------------|-------------|
| 8/9 | Pittsburgh | 0 13 (L) |
| 8/16 | Denver | 9 6 (W) |
| 8/22 | at Baltimore | 20 37 (L) |
| 8/30 | New York Jets | 7 32 (L) |

1979 (1-3)

| Date | | Giants Opp. |
|------|---------------|-------------|
| 8/4 | Cleveland | 27 7 (W) |
| 8/11 | at Pittsburgh | 3 10 (L) |
| 8/18 | San Diego | 3 7 (L) |
| 8/25 | New York Jets | 6 14 (L) |

1978 (2-2)

| Date | | Giants Opp. |
|------|---------------|-------------|
| 8/7 | at Cleveland | 21 7 (W) |
| 8/12 | New York Jets | 23 27 (L) |
| 8/19 | Pittsburgh | 13 6 (W) |
| 8/26 | San Diego | 6 17 (L) |

1977 (1-5)

| Date | | Giants Opp. |
|------|----------------|-------------|
| 8/6 | New England | 3 19 (L) |
| 8/13 | at New Orleans | 7 23 (L) |
| 8/20 | at San Diego | 17 29 (L) |
| 8/29 | Buffalo (OT) | 24 21 (W) |
| 9/4 | New York Jets | 0 10 (L) |
| 9/11 | Miami | 21 27 (L) |

1976 (4-2)

| Date | | Giants Opp. |
|------|--------------------------------------|-------------|
| 8/1 | at New England | 7 13 (L) |
| 8/9 | New York Jets (at Yankee Stadium) | 16 14 (W) |
| 8/14 | at Houston | 30 14 (W) |
| 8/20 | at Pittsburgh | 17 0 (W) |
| 8/28 | at Green Bay | 20 16 (W) |
| 9/4 | at San Diego | 13 14 (L) |

1975 (4-2)

| Date | | Giants Opp. |
|------|--|-------------|
| 8/10 | at New England(OT) | 28 14 (W) |
| 8/16 | at San Diego | 17 7 (W) |
| 8/24 | New York Jets (at New Haven, Conn.) | 21 20 (W) |
| 8/30 | Pittsburgh (at Princeton, N.J.) | 24 7 (W) |
| 9/7 | Cleveland (at Seattle, Wash.) | 20 24 (L) |
| 9/13 | at Miami | 13 31 (L) |

1974 (2-4)

| Date | | Giants Opp. |
|------|--|-------------|
| 8/3 | at Houston | 7 16 (L) |
| 8/11 | at New England | 21 6 (W) |
| 8/17 | New York Jets (at New Haven, Conn.) | 21 13 (W) |
| 8/24 | at Pittsburgh | 7 17 (L) |
| 8/31 | Philadelphia (at Princeton, N.J.) | 21 24 (L) |
| 9/6 | at Buffalo | 17 23 (L) |

1973 (6-0)

| Date | | Giants Opp. |
|------|--|-------------|
| 8/4 | at San Diego | 28 3 (W) |
| 8/12 | at New England | 13 7 (W) |
| 8/19 | New York Jets (at New Haven, Conn.) | 45 30 (W) |
| 8/26 | Pittsburgh | 29 24 (W) |
| 9/1 | Philadelphia (at Princeton, N.J.) | 42 21 (W) |
| 9/8 | Cleveland (at Akron, Oh.) | 21 10 (W) |

1972 (3-2-1)

| Date | | Giants Opp. |
|------|--|-------------|
| 7/29 | Kansas City (Hall of Fame Game, Canton, Oh.) | 17 23 (L) |
| 8/5 | at Pittsburgh | 10 28 (L) |
| 8/20 | New York Jets (at New Haven, Conn.) | 31 31 (T) |
| 8/27 | at New England | 31 10 (W) |
| 9/2 | Philadelphia (at Princeton, N.J.) | 27 12 (W) |
| 9/10 | Cleveland | 28 21 (W) |

1971 (0-6)

| Date | | Giants Opp. |
|------|--|-------------|
| 8/9 | at Houston | 6 35 (L) |
| 8/15 | at New England | 14 20 (L) |
| 8/22 | New York Jets (at New Haven, Conn.) | 14 27 (L) |
| 8/28 | Philadelphia (at Princeton, N.J.) | 14 26 (L) |
| 9/4 | at Cleveland | 7 30 (L) |
| 9/12 | Pittsburgh | 3 20 (L) |

1970 (2-3-1)

| Date | | Giants Opp. |
|------|--|-------------|
| 8/8 | at Green Bay | 31 31 (T) |
| 8/15 | at San Diego | 27 30 (L) |
| 8/23 | New York Jets (at New Haven, Conn.) | 28 24 (W) |
| 8/28 | at Pittsburgh | 6 21 (L) |
| 9/5 | Philadelphia (at Princeton, N.J.) | 27 7 (W) |
| 9/12 | Cleveland | 29 30 (L) |

1969 (0-5)

| Date | | Giants Opp. |
|------|--|-------------|
| 8/9 | at Green Bay | 21 22 (L) |
| 8/17 | New York Jets (at New Haven, Conn.) | 14 37 (L) |
| 8/30 | Philadelphia (at Princeton, N.J.) | 17 24 (L) |
| 9/6 | at Minnesota | 27 28 (L) |
| 9/11 | Pittsburgh (at Montreal) | 13 17 (L) |

1968 (2-2)

| Date | | Giants Opp. |
|------|--------------------------------------|-------------|
| 8/10 | at Green Bay | 15 14 (W) |
| 8/17 | Atlanta (at Nashville, Tenn.) | 17 13 (W) |
| 8/25 | St. Louis (at New Haven, Conn.) | 10 18 (L) |
| 9/7 | Philadelphia (at Princeton, N.J.) | 7 21 (L) |

1967 (1-3-1)

| Date | | Giants Opp. |
|------|--------------------------------------|-------------|
| 8/12 | Atlanta (at Ithaca, N.Y.) | 10 10 (T) |
| 8/18 | Washington (at Raleigh, N. C.) | 13 31 (L) |
| 8/27 | Minnesota (at New Haven, Conn.) | 21 3 (W) |
| 9/2 | Philadelphia (at Princeton, N.J.) | 13 24 (L) |
| 9/9 | at Green Bay | 14 31 (L) |

1966 (3-2)

| Date | | Giants Opp. |
|------|--------------------------------------|-------------|
| 8/6 | Pittsburgh (at Ithaca, N.Y.) | 16 14 (W) |
| 8/13 | Atlanta (at Nashville, Tenn.) | 14 7 (W) |
| 8/21 | Detroit (at New Haven, Conn.) | 17 7 (W) |
| 8/27 | Philadelphia (at Princeton, N.J.) | 23 24 (L) |
| 9/3 | at Green Bay (Milwaukee, Wis.) | 10 37 (L) |

1965 (1-4)

| Date | | Giants Opp. |
|------|--------------------------------------|-------------|
| 8/14 | at Green Bay | 7 44 (L) |
| 8/22 | Pittsburgh (at New Haven, Conn.) | 17 7 (W) |
| 8/28 | Philadelphia (at Princeton, N.J.) | 13 34 (L) |
| 9/4 | Detroit (at Cleveland, Oh.) | 21 25 (L) |
| 9/11 | Minnesota (at Omaha, Neb.) | 9 24 (L) |

1964 (1-4)

| Date | | Giants Opp. |
|------|--------------------------------------|-------------|
| 8/8 | at Minnesota | 7 21 (L) |
| 8/15 | at Green Bay | 10 34 (L) |
| 8/22 | Washington (at Ithaca, N.Y.) | 24 27 (L) |
| 8/29 | Philadelphia (at Princeton, N.J.) | 28 17 (W) |
| 9/5 | Detroit (at Cleveland, Oh.) | 10 24 (L) |

1963 (2-3)

| Date | | Giants Opp. |
|------|--------------------------------------|-------------|
| 8/10 | Chicago (at Ithaca, N.Y.) | 7 17 (L) |
| 8/17 | Detroit (at Cleveland, Oh.) | 24 21 (W) |
| 8/25 | at Minnesota | 16 17 (L) |
| 9/2 | at Green Bay | 17 24 (L) |
| 9/7 | Philadelphia (at Princeton, N.J.) | 34 10 (W) |

PRESEASON RESULTS (2012-1950)

1962 (2-2-1)

| Date | | Giants Opp. |
|------|--|-------------|
| 8/11 | St. Louis (Hall of Fame Game, Canton, Oh.) | 21 21 (T) |
| 8/19 | at San Francisco | 10 42 (L) |
| 8/25 | at L.A. Rams | 31 24 (W) |
| 9/3 | at Green Bay | 17 20 (L) |
| 9/8 | Philadelphia (at Princeton, N.J.) | 27 10 (W) |

1961 (2-2-1)

| Date | | Giants Opp. |
|------|--------------------------------------|-------------|
| 8/12 | San Francisco (at Portland, Ore.) | 21 20 (W) |
| 8/19 | at L.A. Rams | 17 17 (T) |
| 8/26 | Dallas (at Albuquerque, N.M.) | 28 10 (W) |
| 9/4 | at Green Bay | 17 20 (L) |
| 9/10 | Baltimore (at New Haven, Conn.) | 20 49 (L) |

1960 (1-3-1)

| Date | | Giants Opp. |
|------|-------------------------------------|-------------|
| 8/15 | Chicago (at Toronto) | 7 16 (L) |
| 8/22 | Green Bay (at Jersey City, N.J.) | 7 16 (L) |
| 8/27 | Dallas (at Louisville, Ky.) | 3 14 (L) |
| 9/11 | Detroit (at New Haven, Conn.) | 16 16 (T) |
| 9/15 | at L.A. Rams | 20 6 (W) |

1959 (3-3)

| Date | | Giants Opp. |
|------|---|-------------|
| 8/15 | Philadelphia (at Hershey, Pa.) | 17 21 (L) |
| 8/21 | Baltimore (at Dallas, Tx.) | 3 28 (L) |
| 8/29 | at Detroit | 38 0 (W) |
| 9/5 | Green Bay (at Bangor, Me.) | 14 0 (W) |
| 9/11 | Chicago | 6 18 (L) |
| 9/19 | San Francisco (at Salt Lake City, Ut.) | 17 13 (W) |

1958 (1-5)

| Date | | Giants Opp. |
|------|-----------------------------------|-------------|
| 8/17 | at San Francisco | 19 10 (W) |
| 8/22 | at L.A. Rams | 10 38 (L) |
| 8/29 | at Detroit | 17 24 (L) |
| 9/6 | Green Bay (at Boston) | 20 41 (L) |
| 9/14 | at Baltimore | 21 27 (L) |
| 9/21 | Baltimore (at Louisville, Ky.) | 21 42 (L) |

1957 (4-2)

| Date | | Giants Opp. |
|------|---|-------------|
| 8/9 | College All-Stars (at Chicago, Ill.) | 22 12 (W) |
| 8/18 | at San Francisco | 15 24 (L) |
| 8/23 | at L.A. Rams | 24 7 (W) |
| 8/30 | Chicago | 24 17 (W) |
| 9/7 | Green Bay (at Boston, Ma.) | 10 13 (L) |
| 9/22 | at Detroit | 17 0 (W) |

1956 (4-2)

| Date | | Giants Opp. |
|------|-------------------------------------|-------------|
| 8/20 | Baltimore (at Boston, Ma.) | 28 10 (W) |
| 8/25 | at Green Bay | 13 17 (L) |
| 9/1 | L.A. Rams (at Seattle, Wa.) | 20 10 (W) |
| 9/8 | San Francisco (at Portland, Or.) | 21 14 (W) |
| 9/15 | Chicago | 10 20 (L) |
| 9/23 | Cardinals (at Memphis, Tn.) | 42 7 (W) |

1955 (2-4)

| Date | | Giants Opp. |
|------|------------------------------------|-------------|
| 8/13 | Green Bay (at Spokane, Wa.) | 24 31 (L) |
| 8/20 | San Francisco (at Seattle, Wa.) | 28 17 (W) |
| 8/28 | L.A. Rams (Portland, Or.) (OT) | 17 23 (L) |
| 9/6 | Baltimore (at Minneapolis, Mn.) | 17 14 (W) |
| 9/10 | Chicago | 0 7 (L) |
| 9/18 | at Detroit | 17 27 (L) |

1954 (3-3)

| Date | | Giants Opp. |
|------|--------------------------------|-------------|
| 8/9 | L.A. Rams (Portland, Or.) | 7 30 (L) |
| 8/14 | at San Francisco | 35 43 (L) |
| 8/21 | Cardinals (at Spokane, Wa.) | 26 0 (W) |
| 9/4 | Detroit (at Norman, Okl.) | 13 28 (L) |
| 9/12 | Chicago | 28 24 (W) |
| 9/18 | Green Bay (at Milwaukee) | 38 27 (W) |

1953 (3-2)

| Date | | Giants Opp. |
|------|----------------------------------|-------------|
| 8/22 | Green Bay (at Minneapolis) | 7 31 (L) |
| 8/28 | Detroit (at Dallas) | 7 38 (L) |
| 9/3 | Chicago | 14 7 (W) |
| 9/12 | Baltimore (at St. Louis, Mo.) | 10 6 (W) |
| 9/21 | San Francisco | 28 21 (W) |

1952 (3-2)


| Date | | Giants Opp. |
|------|------------------------------------|-------------|
| 8/16 | Green Bay (at Milwaukee) | 7 0 (W) |
| 8/22 | Pittsburgh (at Des Moines, Ia.) | 24 10 (W) |
| 9/2 | at Detroit | 17 33 (L) |
| 9/14 | Chicago | 7 17 (L) |
| 9/18 | L.A. Rams | 30 17 (W) |

1951 (3-3)

| Date | | Giants Opp. |
|------|------------------------------------|-------------|
| 8/11 | at Ottawa Roughriders | 38 6 (W) |
| 8/24 | Detroit (at Dallas) | 21 31 (L) |
| 9/2 | Chicago (at Memphis, Tn.) | 14 0 (W) |
| 9/8 | Washington (at Birmingham, Al.) | 10 14 (L) |
| 9/20 | L.A. Rams | 21 23 (L) |
| 9/24 | Philadelphia (at Hershey, Pa.) | 21 6 (W) |

1950 (3-1)

| Date | | Giants Opp. |
|------|--------------------------------|-------------|
| 8/12 | at Ottawa Roughriders | 20 6 (W) |
| 8/18 | Chicago (at Syracuse, N.Y.) | 10 7 (W) |
| 8/29 | Green Bay (at Boston) | 0 10 (L) |
| 9/7 | L.A. Rams | 24 14 (W) |



Scenes from training camps in the early 1970's: top right, C.W. Post was home to the Giants camp from 1972-73; Norm Sneed and Y.A. Tittle; Rosie Brown and a hopeful rookie; Head Coach Alex Webster; Wellington Mara.

GIANTS STATS



2013 PRESEASON OFFENSIVE STATS

NEW YORK GIANTS / PRESEASON / WEEK 4 / THROUGH SATURDAY, AUGUST 24, 2013

| | | | | | | | | | | | | | | | | |
|--|----------------|---------|-----------------|-----------|---------|-------|---|-----------|-------|-------|-----------|--------|------|----|----|---|
| 08/10 W 18-13 | at Pittsburgh | 51,966 | Wilson | * RUSHING | No. | Yds | Avg | Long | TD | | | | | | | |
| 08/18 L 12-20 | Indianapolis | 75,491 | A. Brown | | 18 | 142 | 7.9 | 84t | 1 | | | | | | | |
| 08/24 L 21-24 OT | New York Jets | 74,971 | Torain | | 19 | 76 | 4.0 | 11 | 0 | | | | | | | |
| 08/29 | at New England | | Cox | | 12 | 52 | 4.3 | 14 | 0 | | | | | | | |
| | NY-G | Opp. | D. Scott | | 14 | 34 | 2.4 | 12 | 0 | | | | | | | |
| | | | Murphy | | 11 | 12 | 1.1 | 5 | 0 | | | | | | | |
| TOTAL FIRST DOWNS | 46 | 52 | Carr | | 1 | 2 | 2.0 | 2 | 0 | | | | | | | |
| Rushing | 11 | 12 | Nassib | | 2 | 1 | 0.5 | 1 | 0 | | | | | | | |
| Passing | 28 | 33 | TEAM | | 3 | -1 | -3 | 0 | 0 | | | | | | | |
| Penalty | 7 | 7 | TEAM | | 80 | 318 | 4.0 | 84t | 1 | | | | | | | |
| 3rd Down: Made/Att | 12/49 | 17/46 | OPPONENTS | | 89 | 221 | 2.5 | 14 | 1 | | | | | | | |
| 3rd Down Pct. | 24.5 | 37.0 | * RECEIVING | No. | Yds | Avg | Long | TD | | | | | | | | |
| 4th Down: Made/Att | 1/3 | 1/2 | Jernigan | 7 | 94 | 13.4 | 21 | 1 | | | | | | | | |
| 4th Down Pct. | 33.3 | 50.0 | Wilson | 6 | 27 | 4.5 | 16 | 0 | | | | | | | | |
| POSSESSION AVG. | 29:21 | 30:39 | Randle | 5 | 47 | 9.4 | 16 | 0 | | | | | | | | |
| TOTAL NET YARDS | 844 | 882 | Barden | 5 | 38 | 7.6 | 10 | 0 | | | | | | | | |
| Avg. Per Game | 281.3 | 294.0 | Talley | 4 | 66 | 16.5 | 29 | 0 | | | | | | | | |
| Total Plays | 208 | 204 | Murphy | 4 | 32 | 8.0 | 12 | 0 | | | | | | | | |
| Avg. Per Play | 4.1 | 4.3 | Nicks | 3 | 74 | 24.7 | 34 | 0 | | | | | | | | |
| NET YARDS RUSHING | 318 | 221 | Collins | 3 | 34 | 11.3 | 17 | 0 | | | | | | | | |
| Avg. Per Game | 106.0 | 73.7 | D. Scott | 3 | 34 | 11.3 | 20 | 0 | | | | | | | | |
| Total Rushes | 80 | 89 | Donnell | 3 | 21 | 7.0 | 15 | 0 | | | | | | | | |
| NET YARDS PASSING | 526 | 661 | Cox | 2 | 48 | 24.0 | 28 | 0 | | | | | | | | |
| Avg. Per Game | 175.3 | 220.3 | Myers | 2 | 25 | 12.5 | 20 | 0 | | | | | | | | |
| Sacked/Yards Lost | 14/114 | 8/46 | A. Brown | 2 | 13 | 6.5 | 7 | 0 | | | | | | | | |
| Gross Yards | 640 | 707 | Cruz | 1 | 57 | 57.0 | 57t | 1 | | | | | | | | |
| Att./Completions | 114/53 | 107/63 | Harris | 1 | 16 | 16.0 | 16 | 0 | | | | | | | | |
| Completion Pct. | 46.5 | 58.9 | Pascoe | 1 | 10 | 10.0 | 10 | 0 | | | | | | | | |
| Had Intercepted | 1 | 4 | Robinson | 1 | 4 | 4.0 | 4 | 0 | | | | | | | | |
| PUNTS/AVERAGE | 21/47.0 | 19/42.8 | TEAM | 53 | 640 | 12.1 | 57t | 1 | | | | | | | | |
| NET PUNTING AVG. | 21/41.2 | 19/38.3 | OPPONENTS | 63 | 707 | 11.2 | 70 | 4 | | | | | | | | |
| PENALTIES/YARDS | 19/164 | 16/198 | * INTERCEPTIONS | No. | Yds | Avg | Long | TD | | | | | | | | |
| FUMBLES/BALL LOST | 5/3 | 6/3 | Hosley | 1 | 37 | 37.0 | 37 | 0 | | | | | | | | |
| TOUCHDOWNS | 2 | 6 | S. Brown | 1 | 22 | 22.0 | 22 | 0 | | | | | | | | |
| Rushing | 1 | 1 | Tuck | 1 | 0 | 0.0 | 0 | 0 | | | | | | | | |
| Passing | 1 | 4 | Amukamara | 1 | -4 | -4.0 | -4 | 0 | | | | | | | | |
| Returns | 0 | 1 | TEAM | 4 | 55 | 13.8 | 37 | 0 | | | | | | | | |
| SCORE BY PERIODS | Q1 | Q2 | Q3 | Q4 | OT | PTS | OPPONENTS | 1 | 0 | 0.0 | 0 | 0 | 0 | | | |
| TEAM | 20 | 12 | 5 | 14 | 0 | 51 | * PUNTING | No. | Yds | Avg | Net | TB | In | Lg | TD | |
| OPPONENTS | 20 | 10 | 14 | 14 | 3 | 57 | Weatherford | 21 | 986 | 47.0 | 41.2 | 2 | 7 | 60 | 0 | |
| * SCORING | TD-Ru-Pa-Rt | K-PAT | FG | S | PTS | TEAM | 21 | 986 | 47.0 | 41.2 | 2 | 7 | 60 | 0 | | |
| J. Brown | 0 | 0 | 0 | 2/2 | 11/13 | 0 | 35 | OPPONENTS | 19 | 813 | 42.8 | 38.3 | 1 | 7 | 59 | 1 |
| Cruz | 1 | 0 | 1 | 0 | 0 | 6 | * PUNT RETURNS | Ret | FC | Yds | Avg | Long | TD | | | |
| Wilson | 1 | 1 | 0 | 0 | 0 | 6 | Hosley | 3 | 0 | 18 | 6.0 | 11 | 0 | | | |
| Herzlich | 0 | 0 | 0 | 0 | 1 | 2 | James | 2 | 30 | 10.0 | 20 | 0 | | | | |
| Sash | 0 | 0 | 0 | 0 | 1 | 2 | L. Scott | 2 | 0 | 17 | 8.5 | 11 | 0 | | | |
| TEAM | 2 | 1 | 1 | 0 | 2/2 | 11/13 | 2 | Randle | 1 | 0 | 11 | 11.0 | 11 | 0 | | |
| OPPONENTS | 6 | 1 | 4 | 1 | 6/6 | 5/6 | 0 | TEAM | 8 | 3 | 66 | 8.3 | 20 | 0 | | |
| 2-Pt Conv: TM 0-0, OPP 0-0 | | | | | | | OPPONENTS | 12 | 3 | 80 | 6.7 | 19 | 0 | | | |
| SACKS: Trattout 2, Ojomo 1.5, Austin 1, Herzlich 1, James 1, Jenkins 1, Okam 0.5, TM 8, OPP 14 | | | | | | | * KICKOFF RETURNS | No. | Yds | Avg | Long | TD | | | | |
| FUM/LOST: Carr 1/1, Cox 1/0, Goodin 1/0, McCants 1/1, D. Scott 1/1 | | | | | | | Cox | 4 | 115 | 28.8 | 36 | 0 | | | | |
| | | | | | | | L. Scott | 2 | 46 | 23.0 | 30 | 0 | | | | |
| | | | | | | | Hardy | 1 | 22 | 22.0 | 22 | 0 | | | | |
| | | | | | | | James | 1 | 25 | 25.0 | 25 | 0 | | | | |
| | | | | | | | Jernigan | 1 | 27 | 27.0 | 27 | 0 | | | | |
| | | | | | | | TEAM | 9 | 235 | 26.1 | 36 | 0 | | | | |
| | | | | | | | OPPONENTS | 6 | 151 | 25.2 | 30 | 0 | | | | |
| | | | | | | | * FIELD GOALS | 1-19 | 20-29 | 30-39 | 40-49 | 50+ | | | | |
| | | | | | | | J. Brown | 0/0 | 3/3 | 2/3 | 5/5 | 1/2 | | | | |
| | | | | | | | TEAM | 0/0 | 0/3 | 2/3 | 5/5 | 1/2 | | | | |
| | | | | | | | OPPONENTS | 0/0 | 0/0 | 2/3 | 1/1 | 1/2 | | | | |
| | | | | | | | J. Brown: (23G, 30G, 38N, 47G) (25G, 27G, 45G, 47G) | | | | | | | | | |
| | | | | | | | (40G, 53N, 33G, 50G, 40G) | | | | | | | | | |
| | | | | | | | TM: (23G, 30G, 38N, 47G) (25G, 27G, 45G, 47G) (40G, 53N, 33G, 50G, 40G) | | | | | | | | | |
| | | | | | | | OPP: (34G, 41G) (52G, 50G) (39N, 32G) | | | | | | | | | |
| * PASSING | Att | Cmp | Yds | Cmp% | Yds/Att | TD | TD% | Int | Int% | Long | Sack/Lost | Rating | | | | |
| Manning | 42 | 18 | 247 | 42.9 | 5.88 | 1 | 2.4 | 1 | 2.4 | 57t | 2/ | 20 | 60.3 | | | |
| Painter | 40 | 18 | 195 | 45.0 | 4.88 | 0 | 0.0 | 0 | 0.0 | 21 | 4/ | 40 | 59.9 | | | |
| Carr | 22 | 14 | 121 | 63.6 | 5.50 | 0 | 0.0 | 0 | 0.0 | 20 | 4/ | 31 | 78.0 | | | |
| Nassib | 10 | 3 | 77 | 30.0 | 7.70 | 0 | 0.0 | 0 | 0.0 | 29 | 4/ | 23 | 59.2 | | | |
| TEAM | 114 | 53 | 640 | 46.5 | 5.61 | 1 | 0.9 | 1 | 0.9 | 57t | 14/ | 114 | 63.5 | | | |
| OPPONENTS | 107 | 63 | 707 | 58.9 | 6.61 | 4 | 3.7 | 4 | 3.7 | 70 | 8/ | 46 | 75.5 | | | |

2013 PRESEASON DEFENSIVE STATS

| DEFENSIVE TACKLES | | | |
|-------------------|---------|---------|-------|
| PLAYER | TACKLES | ASSISTS | TOTAL |
| M. Herzlich | 11 | 2 | 13 |
| S. Paysinger | 6 | 5 | 11 |
| D. Caldwell | 5 | 5 | 10 |
| T. Sash | 7 | 2 | 9 |
| A. Ojomo | 8 | 1 | 9 |
| R. Mundy | 7 | 2 | 9 |
| K. Bosworth | 7 | 2 | 9 |
| S. Rogers | 6 | 1 | 7 |
| K. Rivers | 3 | 4 | 7 |
| T. McBride | 6 | 1 | 7 |
| D. Connor | 5 | 1 | 6 |
| J. Trattou | 4 | 2 | 6 |
| P. Amukamara | 6 | 0 | 6 |
| M. Patterson | 3 | 3 | 6 |
| T. Frederick | 4 | 1 | 5 |
| S. Brown | 4 | 1 | 5 |
| A. Ross | 4 | 1 | 5 |
| M. Kiwanuka | 4 | 1 | 5 |
| D. Moore | 3 | 1 | 4 |
| J. Mertile | 3 | 1 | 4 |
| M. Broha | 4 | 0 | 4 |
| C. James | 3 | 1 | 4 |
| J. Williams | 3 | 1 | 4 |
| A. Rolle | 0 | 3 | 3 |
| J. Hosley | 2 | 1 | 3 |
| W. Hill | 3 | 0 | 3 |
| L. Scott | 3 | 0 | 3 |
| C. Jenkins | 3 | 0 | 3 |
| J. Tuck | 2 | 1 | 3 |
| T. Thomas | 2 | 1 | 3 |
| F. Okam | 1 | 1 | 2 |
| J. Hankins | 1 | 1 | 2 |
| L. Joseph | 1 | 1 | 2 |
| A. Curry | 1 | 1 | 2 |
| M. Austin | 1 | 1 | 2 |
| A. Tracy | 2 | 0 | 2 |
| C. Webster | 1 | 0 | 1 |
| T. McBride | 0 | 1 | 1 |
| E. Sabino | 1 | 0 | 1 |
| TOTALS | 140 | 51 | 191 |

| |
|--------------------|
| FORCED FUMBLES (0) |
|--------------------|

| |
|-----------------------|
| FUMBLE RECOVERIES (1) |
| L. Murphy (1) |

| |
|-----------------------------|
| SACKS - 8 for 46 yards |
| J. Trattou - 2 for 9 yards |
| A. Ojomo - 1.5 for 9 yards |
| C. Jenkins - 1 for 8 yards |
| C. James - 1 for 7 yards |
| M. Herzlich - 1 for 1 yards |
| M. Austin - 1 for 9 yards |
| F. Okam - .5 for 3 yards |

| |
|-------------------------------|
| INTERCEPTIONS (4) |
| J. Hosley 1 for 37 yards |
| S. Brown - 1 for 22 yards |
| J. Tuck - 1 for 0 yards |
| P. Amukamara - 1 for -4 yards |

| SPECIAL TEAMS TACKLES | | | |
|-----------------------|---------|---------|-------|
| PLAYER | TACKLES | ASSISTS | TOTAL |
| Z. DeOssie | 1 | 3 | 4 |
| A. Ojomo | 2 | 1 | 3 |
| L. Donnell | 2 | 0 | 2 |
| D. Caldwell | 1 | 1 | 2 |
| T. Sash | 2 | 0 | 2 |
| T. McBride | 1 | 0 | 1 |
| R. Mundy | 1 | 0 | 1 |
| A. Ross | 1 | 0 | 1 |
| J. Hosley | 1 | 0 | 1 |
| T. Frederick | 1 | 0 | 1 |
| L. Murphy | 1 | 0 | 1 |
| A. Tweedy | 0 | 1 | 1 |
| M. Herzlich | 0 | 1 | 1 |
| S. Paysinger | 1 | 0 | 1 |
| M. Kiwanuka | 1 | 0 | 1 |
| E. Sabino | 1 | 0 | 1 |
| W. Hill | 1 | 0 | 1 |
| Totals | 18 | 7 | 25 |

| |
|----------------------|
| PASSES DEFENSED (17) |
| P. Amukamara (3) |
| J. Williams (2) |
| J. Tuck (2) |
| J. Williams (2) |
| J. Muasau (1) |
| J. Hosley (1) |
| J. Trattou (1) |
| L. Joseph (1) |
| T. Sash (1) |
| M. Herzlich (1) |
| R. Mundy (1) |
| S. Brown (1) |

| |
|----------------------|
| TACKLE FOR LOSS (27) |
| A. Ojomo (6) |
| C. Jenkins (3) |
| J. Trattou (2) |
| M. Patterson (2) |
| C. James (2) |
| T. Sash (2) |
| S. Brown (2) |
| D. Moore (1) |
| W. Hill (1) |
| J. Tuck (1) |
| M. Herzlich (1) |
| T. McBride (1) |
| A. Tracy (1) |
| J. Williams (1) |
| M. Austin (1) |

| |
|-----------------------|
| QUARTERBACK HITS (21) |
| J. Trattou (3) |
| A. Ojomo (2) |
| M. Austin (2) |
| J. Tuck (2) |
| K. Bosworth (2) |
| F. Okam (1) |
| C. James (1) |
| M. Patterson (1) |
| K. Rivers (1) |
| C. Jenkins (1) |
| S. Paysinger (1) |
| M. Kiwanuka (1) |
| S. Rodgers (1) |
| J. Williams (1) |
| D. Moore (1) |

| TURNOVER TABLE | | | | | | | | | |
|-------------------------------|------------|--------|-------|------|---------------------|--------|----------------|--------------|----|
| TURNOVERS FORCED | | | | | TURNOVERS CONVERTED | | | | |
| | Fumbles | INT's | Total | TD's | FG's | Total | Pct. Converted | Points | |
| Giants | 3 | 4 | 7 | 0 | 3 | 3 | 42.86% | | 9 |
| Opponent | 3 | 1 | 4 | 1 | 2 | 3 | 75.00% | | 13 |
| PERFORMANCE INSIDE THE TWENTY | | | | | | | | | |
| | # of Times | Scores | Pct. | TD's | FG's | Points | Total Pts. | Total Points | |
| Giants | 8 | 5 | 63% | 0 | 5 | 15 | 51 | 29% | |
| Opponent | 4 | 4 | 100% | 2 | 2 | 20 | 57 | 35% | |

2012 REGULAR SEASON DEFENSIVE STATS

(from coaches film review of 16 games)

| DEFENSIVE TACKLES | | | | | | | | | | | | | |
|-------------------|------------|------------|-------------|-----------|-----------|-----------|---------------|---------------|-----------|----------|----------|--|--|
| PLAYER | ST | AT | TT | TFL | QHT | QHR | S - YL | INT - YR | PD | FF | FR | | |
| A. Rolle | 85 | 19 | 108 | 4 | 1 | | 0-0 | 2-42 | 5 | 1 | 1 | | |
| C. Blackburn | 67 | 22 | 97 | 8 | 7 | 1 | 3-19 | 1-0 | 6 | 3 | 0 | | |
| J. Pierre-Paul | 47 | 26 | 87 | 14 | 17 | 23 | 6.5-69 | 1-28 | 7 | 1 | 1 | | |
| M. Boley | 61 | 18 | 84 | 5 | 3 | 1 | .5-6 | 3-74 | 4 | 0 | 2 | | |
| L. Joseph | 34 | 33 | 72 | 5 | 10 | 13 | 4-17 | 0-0 | 0 | 1 | 2 | | |
| S. Brown | 59 | 9 | 71 | 3 | 1 | 0 | 0-0 | 8-307 | 11 | 2 | 1 | | |
| P. Amukamara | 43 | 14 | 59 | 2 | 0 | 0 | 0-0 | 1-0 | 6 | 0 | 0 | | |
| C. Webster | 45 | 11 | 57 | 1 | 0 | 0 | 0-0 | 4-45 | 6 | 0 | 0 | | |
| J. Tuck | 28 | 20 | 55 | 7 | 12 | 13 | 4-25 | 0-0 | 3 | 0 | 0 | | |
| O. Umenyiora | 33 | 17 | 55 | 5 | 21 | 18 | 6-36 | 0-0 | 0 | 1 | 0 | | |
| R. Bernard | 22 | 19 | 44 | 3 | 1 | 5 | 1-8 | 0-0 | 1 | 0 | 0 | | |
| J. Hosley | 18 | 15 | 37 | 4 | 0 | 0 | 0-0 | 1-0 | 3 | 0 | 1 | | |
| M. Kiwanuka | 25 | 8 | 37 | 4 | 9 | 8 | 3-27 | 0-0 | 0 | 0 | 0 | | |
| K. Rivers | 30 | 5 | 37 | 2 | 2 | 1 | 0-0 | 0-0 | 1 | 0 | 1 | | |
| C. Canty | 19 | 7 | 31 | 5 | 8 | 7 | 3-19 | 0-0 | 0 | 0 | 0 | | |
| W. Hill | 24 | 4 | 30 | 2 | 2 | 0 | 0-0 | 0-0 | 2 | 0 | 0 | | |
| S. Paysinger | 16 | 9 | 27 | 2 | 0 | 0 | 0-0 | 0-0 | 0 | 0 | 0 | | |
| J. Williams | 22 | 2 | 24 | 0 | 1 | 1 | 1-1 | 0-0 | 2 | 0 | 0 | | |
| K. Phillips | 21 | 2 | 23 | 0 | 0 | 0 | 0-0 | 0-0 | 3 | 0 | 0 | | |
| M. Herzlich | 14 | 5 | 19 | 0 | 0 | 0 | 0-0 | 0-0 | 0 | 0 | 0 | | |
| M. Kuhn | 6 | 7 | 14 | 1 | 1 | 1 | 0-0 | 0-0 | 3 | 0 | 0 | | |
| A. Tracy | 5 | 3 | 9 | 1 | 1 | 1 | 1-6 | 0-0 | 0 | 0 | 0 | | |
| M. Coe | 6 | 1 | 7 | 0 | 0 | 0 | 0-0 | 0-0 | 2 | 0 | 0 | | |
| M. Austin | 2 | 3 | 5 | 0 | 0 | 0 | 0-0 | 0-0 | 0 | 0 | 0 | | |
| J. Tryon | 3 | 2 | 5 | 0 | 0 | 0 | 0-0 | 0-0 | 0 | 0 | 0 | | |
| T. Sash | 3 | 0 | 3 | 0 | 0 | 0 | 0-0 | 0-0 | 0 | 0 | 0 | | |
| Totals | 738 | 281 | 1097 | 78 | 97 | 94 | 33-231 | 21-496 | 65 | 9 | 9 | | |

| SPECIAL TEAMS TACKLES | | | |
|-----------------------|------------|-----------|------------|
| PLAYER | TACKLES | ASSISTS | TOTAL |
| S. Paysinger | 19 | 4 | 23 |
| J. Tryon | 13 | 1 | 14 |
| W. Hill | 10 | 3 | 13 |
| M. Herzlich | 12 | 1 | 13 |
| S. Brown | 10 | 0 | 10 |
| Z. DeOssie | 6 | 2 | 8 |
| A. Tracy | 4 | 4 | 8 |
| K. Rivers | 7 | 0 | 7 |
| M. Kiwanuka | 6 | 0 | 6 |
| M. Coe | 5 | 0 | 5 |
| C. Blackburn | 5 | 0 | 5 |
| A. Rolle | 4 | 1 | 5 |
| J. Hosley | 4 | 0 | 4 |
| T. Sash | 4 | 0 | 4 |
| J. Williams | 4 | 0 | 4 |
| K. Lumpkin | 4 | 0 | 4 |
| D. Scott | 2 | 0 | 2 |
| S. Weatherford | 2 | 0 | 2 |
| T. Frederick | 2 | 0 | 2 |
| J. Jernigan | 1 | 0 | 1 |
| A. Brown | 1 | 0 | 1 |
| M. Boley | 1 | 0 | 1 |
| R. Barden | 0 | 1 | 1 |
| Totals | 126 | 17 | 143 |

S. Paysinger - 1 ST forced fumble, 1 ST fumble recovery
A. Tracy - 1 ST forced fumble
J. Tryon - 1 ST fumble recovery
W. Hill - 1 ST forced fumble, 1 ST fumble recovery
S. Brown - 1 ST fumble recovery returned for 9 yards
M. Coe - 1 ST fumble recovery returned for 0 yards
C. Blackburn - 1 ST forced fumble
Z. DeOssie - 1 ST forced fumble

KEY: ST - solo tackles, AT - assisted tackles, TT - total tackles, TFL - tackles for loss, QHT - quarterback hits, QHR - quarterback hurries, S - YL - sacks and yards lost, INT - YR - interceptions and yards returned, PD - passes defended, FF - forced fumbles, FR - fumble recoveries.

SACKS (33) - J. Pierre-Paul (6.5) - 1 for 12 yards vs. PIT, 1 for 9 yards at DAL, 1 for 12 yards vs. WAS, 2 for 20 yards at SF, .5 for 6 yards at CAR, 1 for 8 yards vs. TB; **O. Umenyiora (6)** - 1 for 9 yards vs. NO, 1 for 6 yards vs. GB, 1 for 0 yards vs. PIT, 1 for 6 yards vs. WAS, 1 for 15 yards at PHI, 1 for 9 yards at CAR, **L. Joseph (4)** - 2 for 1 yards at DAL, 1 for 7 yards at SF, 1 for 9 yards vs. DAL; **J. Tuck (4)** - 1 for 4 yards vs. PHI, 2 for 13 yards vs. PIT, 1 for 8 yards vs. WAS; **M. Kiwanuka (3)** - 2 for 13 yards vs. GB, 1 for 14 yards at SF; **C. Blackburn (3)** - 1 for 8 yards vs. GB, 1 for 4 yards at PHI, 1 for 7 yards vs. TB; **C. Canty (3)** - 1 for 5 yards at ATL, 1 for 2 yards vs. GB, 1 for 12 yards at DAL; **J. Williams (1)** - 1 for 1 yard at SF; **A. Tracy (1)** - 1 for 6 yards at SF; **R. Bernard (1)** - 1 for 8 yards vs. DAL; **M. Boley (.5)** - .5 for 6 yards at CAR.

INTERCEPTIONS (21) - S. Brown (8) - 1 for 48 yards vs. PHI, 2 for 91 yards vs. NO, 2 for 37 yards at DAL, 1 for 41 yards vs. WAS, 1 for 46 yards vs. CLE, 1 for 44 yards at CAR; **C. Webster (4)** - 1 for 0 yards vs. GB, 1 for 7 yards vs. PIT, 1 for 38 yards at DAL, 1 for 0 yards vs. TB; **M. Boley (3)** - 1 for 17 yards at CAR, 1 for 6 yards vs. TB, 1 for 51 yards vs. DAL; **A. Rolle (2)** - 2 for 42 yards at SF; **J. Pierre-Paul (1)** - 1 for 28-yard TD at DAL; **J. Hosley (1)** - 1 for 0 yards at CAR; **C. Blackburn (1)** - 1 for 0 yards vs. CLE; **P. Amukamara (1)** - 1 for 0 yards at SF.

| TURNOVER TABLE | | | | | | | | |
|----------------|------------------|-----|-------|------|---------------------|-------|-----------|--------|
| | TURNOVERS FORCED | | | | TURNOVERS CONVERTED | | | |
| | Fumbles | INT | Total | TD's | FG's | Total | Pct. Conv | Points |
| Giants | 14 | 21 | 35 | 13 | 14 | 27 | 77% | 133 |
| Opponent | 6 | 15 | 21 | 10 | 3 | 13 | 62% | 79 |

| PERFORMANCE INSIDE THE TWENTY | | | | | | | |
|-------------------------------|------------|--------|------|------|------|--------|----------------|
| | # of Times | Scores | Pct. | TD's | FG's | Points | % of Total Pts |
| Giants | 62 | 96 | 90% | 34 | 22 | 306 | 429 71% |
| Opponent | 50 | 42 | 84% | 23 | 19 | 216 | 344 63% |

GAME SUMMARIES



2013 PRESEASON REVIEW

GIANTS 18, STEELERS 13

Aug. 10, 2013

Heinz Field

Two big plays in the first quarter gave the Giants a lead they never relinquished on their way to an 18-13 victory over the Pittsburgh Steelers in their preseason opener Saturday night in Heinz Field.

On the game's first series, Pittsburgh had to punt from its 17-yard line (after the initial punt was nullified by a penalty). Moore blasted up the middle through a hole in the Steelers' line and got his hands on Drew Butler's punt. Louis Murphy recovered the ball and returned it eight yards to the Pittsburgh five-yard line. The Giants couldn't get the ball in the end zone and had to settle for Josh Brown's 23-yard field goal.

That was not an issue on the Giants' second possession, after the Steelers had tied the score at 3-3. On a third-and-three from the Giants' 43, Eli Manning unleashed a long pass that Victor Cruz caught at the Pittsburgh 30-yard line. The receiver didn't stop running until he had scored on a 57-yard touchdown that gave the Giants a 10-3 lead with 1:10 remaining in the first quarter.

The Giants also scored on Brown field goals of 30 and 47 yards and a safety, when safety Tyler Sash tackled rookie quarterback Landry Jones in the end zone.

Defensively, the Giants didn't allow a touchdown. Pittsburgh's only six-pointer was scored by linebacker Adrian Robinson, who recovered the ball in the end zone after Matt McCants' shotgun snap sailed over the head of quarterback Ryan Nassib. The Steelers also got Scott Suisham field goals of 34 and 41 yards.

The Giants played all four of their quarterbacks in the game, Manning plus backups David Carr, Curtis Painter and Nassib, the rookie from Syracuse. Rookie Michael Cox led the Giants in rushing yards with 33. David Wilson, Jerrel Jernigan and Da'Rel Scott each had a team-high two receptions.

COLTS 20, GIANTS 12

Aug. 18, 2013

MetLife Stadium

The Giants traveled inside Indianapolis' 20-yard line four times, but never scored a touchdown and fell to the Colts, 20-12, in their preseason home opener.

Josh Brown accounted for all of their scoring on field goals of 25, 27, 45 and 47 yards. For the Colts, Andrew Luck threw touchdown passes of 28 yards to Reggie Wayne and 18 yards to T.Y. Hilton. Cornerback Aaron Ross appeared to have an easy interception on the first score, but he lost the ball in the lights and batted it back to Wayne, who also juggled the ball before securing it.

Indianapolis also got a pair of long field goals, a 52-yarder by Adam Vinatieri and a 50-yarder by rookie Brandon McManus.

David Wilson and Andre Brown each had eight rushing attempts. Wilson ran for 34 yards, Brown for 36. Eli Manning played deep into the second quarter and completed eight of 17 passes for 91 yards and an interception. He was followed by David Carr (seven-of-11 for 57 yards) and rookie Ryan Nassib (two-of-six for 48 yards). The quarterbacks were sacked a total of six times.

On the game's third snap, Manning threw deep down the field for Victor Cruz, who drew a pass interference penalty on cornerback Greg Toler. That gave the Giants a first down on the Indianapolis seven-yard line. But Brown was stopped for no gain on fourth-and-one and the Giants came away with no points. They later took a 3-0 lead on Brown's first field goal.

Wayne's acrobatic touchdown reception gave the Colts the lead for good at 7-3. Vinatieri's field goal on the final play of the opening quarter gave Indianapolis a seven-point lead.

In the second quarter, Hilton got behind Jayron Hosley, outleaped the corner and kept his feet inbounds for the touchdown. The Giants cut their deficit to 17-6 on Brown's second field goal. Hosley intercepted Luck and return the ball to the Indianapolis 40-yard line. The Giants soon had a first down at the 12, but had to settle for another three-pointer.

The only second-half scoring came on field goals by McManus and Brown.

JETS 24, GIANTS 21 (OT)

Aug. 24, 2013

MetLife Stadium

The second overtime preseason game in Giants history did not end as successfully as the first.

Billy Cundiff's 32-yard field goal with 6:56 elapsed in the extra period gave the Jets a 24-21 victory over the Giants in the annual MetLife Bowl.

The Giants' first preseason overtime game was also against the Jets. On Aug. 24, 1985 — exactly 28 years before the second — the Giants defeated the Jets, 34-31, on Eric Schubert's 30-yard field goal 5:26 into the extra period.

The overtime was set up when Josh Brown kicked a 40-yard field goal with 37 seconds remaining.

The Giants won the coin toss, but on the first play of overtime Da'Rel Scott fumbled and Jets linebacker Danny Lannan recovered. That led to Nick Folk's 39-yard field goal attempt. It was no good, but the play was nullified because Tom Coughlin had called timeout. Folk then pushed his second try wide right.

The Giants were forced to punt and Steve Weatherford's kick was downed at the Jets' four. On the second play, Matt Simms — the son of former Giants great Phil Simms — completed a 70-yard pass to Ryan Spadola. On fourth-and-five from the 15, the Jets sent Billy Cundiff on to try a game-winning field goal. He missed from 32 yards — but again, it didn't count because Coughlin had called timeout. Unlike Folk, Cundiff capitalized on his second chance and his 32-yarder with 6:56 elapsed in overtime won the game.

The Giants scored their only touchdown on David Wilson's 84-yard run on their first play from scrimmage. Brown kicked four field goals — from 40, 33, 50 and 40 yards (a 53-yard try was wide left) and Mark Herzlich was credited with a safety on a sack when Jets quarterback Geno Smith stepped out of the end zone.

The Jets got a pair of 22-yard touchdown passes, the first from Smith to Ben Obomanu, the second from Simms to Spadola, Bilal Powell's two-yard run and Cundiff's game-winning field goal.

National Football League Game Summary

NFL Copyright © 2013 by The National Football League. All rights reserved. This summary and play-by-play is for the express purpose of assisting media in their coverage of the game; any other use of this material is prohibited without the written permission of the National Football League. Updated: 8/24/2013

Date: Saturday, 8/24/2013

New York Jets at New York Giants

Start Time: 7:05 PM EDT

at MetLife Stadium, East Rutherford, NJ

Game Day Weather

Game Weather: Sunny

Temp: 75° F (23.9° C) Humidity: 50%, Wind: South 10 mph

Played on Turf: UBU Speed Series-S5-M

Officials

Referee: Parry, John (132)

Umpire: Ferrell, Dan (64)

Head Linesman: Ferrell, Dan (64)

Line Judge: Baynes, Rusty (59)

Side Judge: Larrew, Joe (73)

Field Judge: Edwards, Scott (3)

Back Judge: Paganelli, Perry (46)

Replay Official: McGrath, Bobby

Lineups

| New York Jets | | | | New York Giants | | | |
|---------------|-----------------|---------|-----------------|-----------------|--------------|---------|----------------|
| Offense | | Defense | | Offense | | Defense | |
| WR | 84 S.Hill | END | 96 M.Wilkerson | WR | 88 H.Nicks | LDE | 91 J.Tuck |
| TE | 81 K.Winslow | NT | 94 D.Harrison | LT | 65 W.Beatty | LDT | 97 L.Joseph |
| LT | 60 D.Ferguson | T | 91 S.Richardson | LG | 77 K.Boothe | RDT | 99 C.Jenkins |
| LG | 62 V.Ducassee | OLB | 50 G.McIntyre | C | 63 J.Cordle | RDE | 94 M.Kiwanuka |
| C | 74 N.Mangold | WILL | 56 D.Davis | RG | 76 C.Snee | SLB | 55 K.Rivers |
| RG | 66 W.Colon | MIKE | 52 D.Harris | RT | 72 J.Pugh | MLB | 53 D.Connor |
| RT | 77 A.Howard | OLB | 97 C.Pace | TE | 86 B.Pascoe | WLB | 52 S.Paysinger |
| TE | 87 J.Cumberland | CB | 20 K.Wilson | WR | 82 R.Randle | LCB | 31 A.Ross |
| WR | 19 E.Gates | CB | 31 A.Cromartie | QB | 10 E.Manning | FS | 27 S.Brown |
| QB | 7 G.Smith | S | 39 A.Allen | TE | 83 B.Myers | SS | 21 R.Mundy |
| RB | 29 B.Powell | S | 26 D.Landry | RB | 22 D.Wilson | RCB | 20 P.Amukamara |

Substitutions

P 1 R.Quigley, K 2 N.Folk, P 3 R.Malone, WR 4 J.Collins, QB 5 M.Simms, QB 6 M.Sanchez, K 8 B.Cundiff, WR 9 Z.Rogers, WR 11 J.Kerley, WR 15 B.Obomanu, WR 16 M.Campbell, RB 24 K.Bell, CB 30 D.Walls, S 32 J.Bush, RB 33 C.Ivory, CB 34 D.Fletcher, CB 35 I.Trufant, S 37 J.Jarrett, DB 38 R.Adams, FB 40 T.Bohanon, RB 41 M.Madu, S 42 B.Lockett, CB 43 M.Edwards, TE 44 C.Pantale, S 45 R.Miles, LS 46 T.Purdum, LB 47 D.Lansanah, LB 49 J.Dickson, LB 51 Jac.Smith, LB 54 N.Bellore, LB 55 R.Sapp, LB 58 T.Davis, LB 59 S.Progar, DT 61 L.Coleman, G 64 S.Peterman, G 65 W.Campbell, DL 67 B.Winters, LS 68 P.Scales, C 70 E.Cook, DL 71 A.Garay, G 72 C.Schlauderaff, OL 75 O.Aboushi, G 76 P.Ford, DL 78 L.Douzable, T 79 J.Shugarts, TE 82 H.Smith, WR 85 R.Spadola, WR 86 M.Massaquoi, TE 88 K.Reuland, DT 92 T.Finau, LB 95 A.Barnes, DT 99 J.Aumavae

Did Not Play

QB 14 G.McElroy, WR 18 R.Vaughn, RB 25 J.McKnight, RB 34 C.Spann, T 63 Jas.Smith, OL 69 T.Gilleo, WR 83 K.Stroud, WR 89 M.Rucker

Not Active

WR 10 S.Holmes, WR 17 B.Edwards, CB 21 E.Lankster, CB 27 D.Milliner, LB 53 J.Mauga, C 63 D.Freeman, DT 93 K.Ellis, LB 98 Q.Coples

Substitutions

K 3 J.Brown, P 5 S.Weatherford, WR 6 B.Collins, WR 12 J.Jernigan, WR 13 M.Harris, QB 17 C.Painter, WR 19 J.Talley, CB 24 T.Thomas, S 25 W.Hill, CB 28 J.Hosley, RB 29 M.Cox, RB 33 D.Scott, CB 34 L.Scott, RB 35 A.Brown, CB 36 T.Frederick, CB 37 C.James, CB 38 T.McBride, S 39 T.Sash, S 41 D.Caldwell, LB 43 J.Muasau, S 44 A.Tweedy, RB 46 R.Torain, LB 47 E.Sabino, LB 48 K.Bosworth, CB 49 J.Mertile, FB 49 B.Guidugli, LS 51 Z.DeOssie, DE 54 M.Broha, LB 57 J.Williams, LB 58 M.Herzlich, LB 59 A.Curry, OL 60 S.Capars, G 62 E.Herman, G 67 B.Mosley, G 68 M.Jasper, DE 69 J.Trattou, DT 70 F.Okam, DE 71 A.Ojomo, T 73 J.Brewer, DT 74 J.Hankins, T 74 M.McCants, G 75 B.Browning, G 79 S.Goodin, TE 81 A.Robinson, TE 84 L.Donnell, DT 93 M.Patterson, DT 95 S.Rogers, DT 96 M.Austin, DE 98 A.Tracy

Did Not Play

WR 2 T.Sinkfield, QB 8 D.Carr, QB 9 R.Nassib, WR 15 K.Hardy, S 30 C.Taylor, TE 47 C.Clement, T 61 A.Holtz, TE 87 J.Childrens

Not Active

WR 18 L.Murphy, CB 23 C.Webster, S 26 A.Rolle, FB 45 H.Hynoski, C 64 D.Baas, T 66 D.Diehl, DT 78 M.Kuhn, DE 79 D.Moore, WR 80 V.Cruz, WR 85 R.Barden, DE 90 J.Pierre-Paul

Field Goals (made () & missed)

N.Folk39WRJ.Brown(40) 53WL (33) (50) (40)

B.Cundiff(32)

| | | 1 | 2 | 3 | 4 | OT | Total |
|----------|-----------------|---|---|---|---|----|-------|
| VISITOR: | New York Jets | 7 | 0 | 7 | 7 | 3 | 24 |
| HOME: | New York Giants | 7 | 3 | 3 | 8 | 0 | 21 |

Scoring Plays

| Team | Qtr | Time | Play Description (Extra Point) (Drive Info) | Visitor | Home |
|--------|-----|-------|---|---------|------|
| Giants | 1 | 13:49 | D.Wilson 84 yd. run (J.Brown kick) (1-84, 0:13) | 0 | 7 |
| Jets | 1 | 9:00 | B.Obomanu 22 yd. pass from G.Smith (N.Folk kick) (8-86, 4:49) | 7 | 7 |

National Football League Game Summary

NFL Copyright © 2013 by The National Football League. All rights reserved. This summary and play-by-play is for the express purpose of assisting media in their coverage of the game; any other use of this material is prohibited without the written permission of the National Football League.

Updated: 8/24/2013

| | | | | | |
|-------------------------|---|-------|---|------------|----|
| Giants | 2 | 14:46 | J.Brown 40 yd. Field Goal (4-1, 0:38) | 7 | 10 |
| Jets | 3 | 8:52 | B.Powell 2 yd. run (B.Cundiff kick) (7-57, 4:06) | 14 | 10 |
| Giants | 3 | 2:03 | J.Brown 33 yd. Field Goal (12-71, 6:49) | 14 | 13 |
| Giants | 4 | 12:19 | G.Smith sacked out of bounds in end zone by M.Herzlich for a Safety | 14 | 15 |
| Giants | 4 | 6:32 | J.Brown 50 yd. Field Goal (4-7, 1:44) | 14 | 18 |
| Jets | 4 | 2:02 | R.Spadola 22 yd. pass from M.Simms (N.Folk kick) (4-37, 0:54) | 21 | 18 |
| Giants | 4 | 0:37 | J.Brown 40 yd. Field Goal (10-64, 1:25) | 21 | 21 |
| Jets | 5 | 8:04 | B.Cundiff 32 yd. Field Goal (6-81, 3:16) | 24 | 21 |
| Paid Attendance: 74,971 | | | | Time: 3:40 | |

New York Jets vs New York Giants
8/24/2013 at MetLife Stadium

Final Individual Statistics

New York Jets

| RUSHING | ATT | YDS | AVG | LG | TD |
|-----------|-----|-----|------|----|----|
| B.Powell | 11 | 16 | 1.5 | 6 | 1 |
| C.Ivory | 8 | 15 | 1.9 | 9 | 0 |
| K.Bell | 5 | 5 | 1.0 | 3 | 0 |
| M.Madu | 2 | 2 | 1.0 | 2 | 0 |
| T.Bohanon | 1 | 2 | 2.0 | 2 | 0 |
| M.Sanchez | 1 | 0 | 0.0 | 0 | 0 |
| M.Simms | 1 | -1 | -1.0 | -1 | 0 |
| Total | 29 | 39 | 1.3 | 9 | 1 |

| PASSING | ATT | CMP | YDS | SK/YD | TD | LG | IN | RT |
|-----------|-----|-----|-----|-------|----|----|----|-------|
| G.Smith | 30 | 16 | 199 | 1/1 | 1 | 32 | 3 | 45.7 |
| M.Simms | 10 | 6 | 120 | 0/0 | 1 | 70 | 0 | 135.4 |
| M.Sanchez | 6 | 5 | 72 | 1/9 | 0 | 23 | 0 | 116.7 |
| Total | 46 | 27 | 391 | 2/10 | 2 | 70 | 3 | 73.7 |

| PASS RECEIVING | TAR | REC | YDS | AVG | LG | TD |
|----------------|-----|-----|-----|------|----|----|
| S.Hill | 4 | 4 | 56 | 14.0 | 32 | 0 |
| K.Winslow | 6 | 4 | 35 | 8.8 | 16 | 0 |
| R.Spadola | 5 | 3 | 110 | 36.7 | 70 | 1 |
| B.Obomanu | 4 | 3 | 56 | 18.7 | 24 | 1 |
| M.Massaquoi | 3 | 2 | 36 | 18.0 | 23 | 0 |
| Z.Rogers | 3 | 2 | 19 | 9.5 | 13 | 0 |
| B.Powell | 4 | 2 | 18 | 9.0 | 11 | 0 |
| C.Ivory | 2 | 1 | 16 | 16.0 | 16 | 0 |
| K.Bell | 2 | 1 | 13 | 13.0 | 13 | 0 |
| J.Kerley | 3 | 1 | 9 | 9.0 | 9 | 0 |
| T.Bohanon | 1 | 1 | 9 | 9.0 | 9 | 0 |
| K.Reuland | 1 | 1 | 6 | 6.0 | 6 | 0 |
| J.Collins | 2 | 1 | 5 | 5.0 | 5 | 0 |
| M.Madu | 1 | 1 | 3 | 3.0 | 3 | 0 |
| J.Cumberland | 2 | 0 | 0 | 0.0 | 0 | 0 |
| E.Gates | 1 | 0 | 0 | 0.0 | 0 | 0 |
| M.Campbell | 1 | 0 | 0 | 0.0 | 0 | 0 |
| Total | 45 | 27 | 391 | 14.5 | 70 | 2 |

| INTERCEPTIONS | NO | YDS | AVG | LG | TD |
|---------------|----|-----|-----|----|----|
| Total | 0 | 0 | 0 | 0 | 0 |

| PUNTING | NO | YDS | AVG | NET | TB | IN20 | LG |
|-----------|----|-----|------|------|----|------|----|
| R.Malone | 3 | 144 | 48.0 | 43.3 | 0 | 3 | 58 |
| R.Quigley | 3 | 112 | 37.3 | 37.3 | 0 | 1 | 39 |
| Total | 6 | 256 | 42.7 | 40.3 | 0 | 4 | 58 |

| PUNT RETURNS | NO | YDS | AVG | FC | LG | TD |
|-----------------|----|-----|-----|----|----|----|
| J.Kerley | 3 | 17 | 5.7 | 2 | 10 | 0 |
| [DOWNED] | 2 | 0 | 0.0 | 0 | 0 | 0 |
| [OUT OF BOUNDS] | 1 | 0 | 0.0 | 0 | 0 | 0 |
| [TOUCHBACK] | 1 | 0 | 0.0 | 0 | 0 | 0 |
| Total | 3 | 17 | 5.7 | 2 | 10 | 0 |

| KICKOFF RETURNS | NO | YDS | AVG | FC | LG | TD |
|-----------------|----|-----|------|----|----|----|
| M.Edwards | 1 | 24 | 24.0 | 0 | 24 | 0 |
| K.Wilson | 1 | 21 | 21.0 | 0 | 21 | 0 |
| [TOUCHBACK] | 4 | 0 | 0.0 | 0 | 0 | 0 |
| Total | 2 | 45 | 22.5 | 0 | 24 | 0 |

New York Giants

| RUSHING | ATT | YDS | AVG | LG | TD |
|----------|-----|-----|------|----|----|
| D.Wilson | 5 | 92 | 18.4 | 84 | 1 |
| R.Torain | 7 | 33 | 4.7 | 14 | 0 |
| A.Brown | 7 | 17 | 2.4 | 10 | 0 |
| D.Scott | 1 | 0 | 0.0 | 0 | 0 |
| M.Cox | 3 | -3 | -1.0 | -1 | 0 |
| Total | 23 | 139 | 6.0 | 84 | 1 |

| PASSING | ATT | CMP | YDS | SK/YD | TD | LG | IN | RT |
|-----------|-----|-----|-----|-------|----|----|----|------|
| C.Painter | 29 | 13 | 140 | 3/33 | 0 | 21 | 0 | 59.6 |
| E.Manning | 20 | 8 | 83 | 1/7 | 0 | 34 | 0 | 52.7 |
| Total | 49 | 21 | 223 | 4/40 | 0 | 34 | 0 | 56.8 |

| PASS RECEIVING | TAR | REC | YDS | AVG | LG | TD |
|----------------|-----|-----|-----|------|----|----|
| J.Jernigan | 15 | 5 | 66 | 13.2 | 21 | 0 |
| J.Talley | 4 | 3 | 37 | 12.3 | 16 | 0 |
| B.Collins | 7 | 3 | 34 | 11.3 | 17 | 0 |
| L.Donnell | 6 | 2 | 18 | 9.0 | 15 | 0 |
| R.Randle | 4 | 2 | 14 | 7.0 | 9 | 0 |
| D.Wilson | 2 | 2 | 0 | 0.0 | 4 | 0 |
| H.Nicks | 6 | 1 | 34 | 34.0 | 34 | 0 |
| B.Pascoe | 1 | 1 | 10 | 10.0 | 10 | 0 |
| D.Scott | 2 | 1 | 5 | 5.0 | 5 | 0 |
| B.Myers | 1 | 1 | 5 | 5.0 | 5 | 0 |
| A.Brown | 1 | 0 | 0 | 0.0 | 0 | 0 |
| Total | 49 | 21 | 223 | 10.6 | 34 | 0 |

| INTERCEPTIONS | NO | YDS | AVG | LG | TD |
|---------------|----|-----|------|----|----|
| S.Brown | 1 | 22 | 22.0 | 22 | 0 |
| J.Tuck | 1 | 0 | 0.0 | 0 | 0 |
| P.Amukamara | 1 | -4 | -4.0 | -4 | 0 |
| Total | 3 | 18 | 6.0 | 22 | 0 |

| PUNTING | NO | YDS | AVG | NET | TB | IN20 | LG |
|---------------|----|-----|------|------|----|------|----|
| S.Weatherford | 9 | 390 | 43.3 | 39.2 | 1 | 5 | 60 |
| Total | 9 | 390 | 43.3 | 39.2 | 1 | 5 | 60 |

| PUNT RETURNS | NO | YDS | AVG | FC | LG | TD |
|-----------------|----|-----|------|----|----|----|
| R.Randle | 1 | 11 | 11.0 | 0 | 11 | 0 |
| J.Hosley | 1 | 3 | 3.0 | 0 | 3 | 0 |
| C.James | 0 | 0 | 0.0 | 2 | 0 | 0 |
| [OUT OF BOUNDS] | 1 | 0 | 0.0 | 0 | 0 | 0 |
| Total | 2 | 14 | 7.0 | 2 | 11 | 0 |

| KICKOFF RETURNS | NO | YDS | AVG | FC | LG | TD |
|-----------------|----|-----|------|----|----|----|
| M.Cox | 3 | 79 | 26.3 | 0 | 35 | 0 |
| L.Scott | 2 | 46 | 23.0 | 0 | 30 | 0 |
| C.James | 1 | 25 | 25.0 | 0 | 25 | 0 |
| Total | 6 | 150 | 25.0 | 0 | 35 | 0 |

New York Jets vs New York Giants

8/24/2013 at MetLife Stadium

Final Individual Statistics

New York Jets

| FUMBLES | FUM | LOST | OWN-REC | YDS | TD | FORCED | OPP-REC | YDS | TD | OUT-BDS |
|------------|-----|------|---------|-----|----|--------|---------|-----|----|---------|
| M.Edwards | 1 | 0 | 1 | 0 | 0 | 0 | 0 | 0 | 0 | 0 |
| S.Hill | 1 | 1 | 0 | 0 | 0 | 0 | 0 | 0 | 0 | 0 |
| M.Sanchez | 1 | 1 | 0 | -5 | 0 | 0 | 0 | 0 | 0 | 0 |
| D.Lansanah | 0 | 0 | 0 | 0 | 0 | 1 | 0 | 0 | 0 | 0 |
| J.Jarrett | 0 | 0 | 0 | 0 | 0 | 0 | 1 | 0 | 0 | 0 |
| Total | 3 | 2 | 1 | -5 | 0 | 1 | 1 | 0 | 0 | 0 |

New York Giants

| FUMBLES | FUM | LOST | OWN-REC | YDS | TD | FORCED | OPP-REC | YDS | TD | OUT-BDS |
|-------------|-----|------|---------|-----|----|--------|---------|-----|----|---------|
| S.Goodin | 1 | 0 | 0 | 0 | 0 | 0 | 0 | 0 | 0 | 0 |
| D.Scott | 1 | 1 | 0 | 0 | 0 | 0 | 0 | 0 | 0 | 0 |
| C.Painter | 0 | 0 | 1 | 0 | 0 | 0 | 0 | 0 | 0 | 0 |
| T.Frederick | 0 | 0 | 0 | 0 | 0 | 1 | 0 | 0 | 0 | 0 |
| E.Sabino | 0 | 0 | 0 | 0 | 0 | 1 | 0 | 0 | 0 | 0 |
| M.Herzlich | 0 | 0 | 0 | 0 | 0 | 0 | 1 | 0 | 0 | 0 |
| T.Sash | 0 | 0 | 0 | 0 | 0 | 0 | 1 | 0 | 0 | 0 |
| Total | 2 | 1 | 1 | 0 | 0 | 2 | 2 | 0 | 0 | 0 |

New York Jets vs New York Giants
8/24/2013 at MetLife Stadium

Final Team Statistics

| | Visitor Jets | Home Giants |
|--|-----------------|----------------|
| TOTAL FIRST DOWNS | 22 | 16 |
| By Rushing | 2 | 3 |
| By Passing | 17 | 10 |
| By Penalty | 3 | 3 |
| THIRD DOWN EFFICIENCY | 6-15-40% | 3-18-17% |
| FOURTH DOWN EFFICIENCY | 0-0-0% | 0-1-0% |
| TOTAL NET YARDS | 420 | 322 |
| Total Offensive Plays (inc. times thrown passing) | 77 | 76 |
| Average gain per offensive play | 5.5 | 4.2 |
| NET YARDS RUSHING | 39 | 139 |
| Total Rushing Plays | 29 | 23 |
| Average gain per rushing play | 1.3 | 6.0 |
| Tackles for a loss-number and yards | 8-23 | 5-7 |
| NET YARDS PASSING | 381 | 183 |
| Times thrown - yards lost attempting to pass | 2-10 | 4-40 |
| Gross yards passing | 391 | 223 |
| PASS ATTEMPTS-COMPLETIONS-HAD INTERCEPTED | 46-27-3 | 49-21-0 |
| Avg gain per pass play (inc.# thrown passing) | 7.9 | 3.5 |
| KICKOFFS Number-In End Zone-Touchbacks | 6-5-0 | 6-6-4 |
| PUNTS Number and Average | 6-42.7 | 9-43.3 |
| Had Blocked | 0 | 0 |
| FGs - PATs Had Blocked | 0-0 | 0-0 |
| Net Punting Average | 40.3 | 39.2 |
| TOTAL RETURN YARDAGE (Not Including Kickoffs) | 17 | 32 |
| No. and Yards Punt Returns | 3-17 | 2-14 |
| No. and Yards Kickoff Returns | 2-45 | 6-150 |
| No. and Yards Interception Returns | 0-0 | 3-18 |
| PENALTIES Number and Yards | 6-87 | 6-48 |
| FUMBLES Number and Lost | 3-2 | 2-1 |
| TOUCHDOWNS | 3 | 1 |
| Rushing | 1 | 1 |
| Passing | 2 | 0 |
| EXTRA POINTS Made-Attempts | 3-3 | 1-1 |
| Kicking Made-Attempts | 3-3 | 1-1 |
| FIELD GOALS Made-Attempts | 1-2 | 4-5 |
| RED ZONE EFFICIENCY | 1-2-50% | 0-2-0% |
| GOAL TO GO EFFICIENCY | 1-1-100% | 0-1-0% |
| SAFETIES | 0 | 1 |
| FINAL SCORE | 24 | 21 |
| TIME OF POSSESSION | 35:00 | 31:56 |

Ball Possession And Drive Chart

New York Jets

| # | Time Recd | Time Lost | Time Poss | How Ball Obtained | Drive Began | # Play | Yds Gain | Yds Pen | Net Yds | 1st Down | Last Scrm | How Given Up |
|----|-----------|-----------|-----------|-------------------|-------------|--------|----------|---------|---------|----------|-----------|--------------|
| 1 | 15:00 | 14:02 | 0:58 | Kickoff | NYJ 20 | 3 | 9 | 0 | 9 | 0 | NYJ 29 | Punt |
| 2 | 13:49 | 9:00 | 4:49 | Kickoff | NYJ 14 | 8 | 53 | 33 | 86 | 6 | NYG 22 | Touchdown |
| 3 | 7:04 | 6:06 | 0:58 | Punt | NYJ 19 | 3 | 4 | 0 | 4 | 0 | NYJ 23 | Punt |
| 4 | 4:42 | 4:33 | 0:09 | Punt | NYJ 19 | 1 | 0 | 0 | 0 | 0 | NYJ 19 | Interception |
| 5 | 2:51 | 0:24 | 2:27 | Punt | NYJ 9 | 5 | 14 | 0 | 14 | 1 | NYJ 23 | Interception |
| 6 | 14:46 | 11:51 | 2:55 | Kickoff | NYJ 20 | 5 | 20 | 0 | 20 | 1 | NYJ 40 | Punt |
| 7 | 9:47 | 7:37 | 2:10 | Punt | NYJ 20 | 4 | 39 | 0 | 39 | 1 | NYG 41 | Interception |
| 8 | 4:03 | 3:39 | 0:24 | Missed FG | NYJ 43 | 3 | 0 | 0 | 0 | 0 | NYJ 43 | Punt |
| 9 | 1:47 | 0:00 | 1:47 | Downs | NYJ 2 | 5 | 13 | -7 | 6 | 1 | NYJ 9 | End of Half |
| 10 | 12:58 | 8:52 | 4:06 | Punt | NYJ 43 | 7 | 57 | 0 | 57 | 4 | * NYG 2 | Touchdown |
| 11 | 2:03 | 14:16 | 2:47 | Kickoff | NYJ 23 | 5 | 27 | -15 | 12 | 1 | NYJ 25 | Fumble |
| 12 | 13:11 | 12:19 | 0:52 | Punt | NYJ 5 | 2 | -5 | 0 | -5 | 0 | NYJ 1 | Safety |
| 13 | 11:21 | 8:16 | 3:05 | Punt | NYJ 20 | 7 | 19 | 0 | 19 | 2 | NYJ 44 | Fumble |
| 14 | 6:32 | 4:46 | 1:46 | Kickoff | NYJ 20 | 5 | 37 | 0 | 37 | 2 | NYG 43 | Punt |
| 15 | 2:56 | 2:02 | 0:54 | Punt | NYG 37 | 4 | 37 | 0 | 37 | 2 | NYG 22 | Touchdown |
| 16 | 0:37 | 0:08 | 0:29 | Kickoff | NYJ 20 | 3 | 5 | 0 | 5 | 0 | NYJ 25 | Punt |
| 17 | 14:47 | 13:39 | 1:08 | Fumble | NYG 26 | 3 | 5 | 0 | 5 | 0 | NYG 21 | Missed FG |
| 18 | 11:20 | 8:04 | 3:16 | Punt | NYJ 4 | 6 | 81 | 0 | 81 | 1 | * NYG 15 | Field Goal |

(438) Average NYJ 24

New York Giants

| # | Time Recd | Time Lost | Time Poss | How Ball Obtained | Drive Began | # Play | Yds Gain | Yds Pen | Net Yds | 1st Down | Last Scrm | How Given Up |
|----|-----------|-----------|-----------|-------------------|-------------|--------|----------|---------|---------|----------|-----------|--------------|
| 1 | 14:02 | 13:49 | 0:13 | Punt | NYG 16 | 1 | 84 | 0 | 84 | 1 | NYG 16 | Touchdown |
| 2 | 9:00 | 7:04 | 1:56 | Kickoff | NYG 29 | 4 | 0 | 12 | 12 | 1 | NYG 41 | Punt |
| 3 | 6:06 | 4:42 | 1:24 | Punt | NYG 42 | 3 | -3 | 0 | -3 | 0 | NYG 39 | Punt |
| 4 | 4:33 | 2:51 | 1:42 | Interception | NYJ 43 | 3 | 3 | 0 | 3 | 0 | NYJ 40 | Punt |
| 5 | 0:24 | 14:46 | 0:38 | Interception | NYJ 23 | 4 | 1 | 0 | 1 | 0 | NYJ 22 | Field Goal |
| 6 | 11:51 | 9:47 | 2:04 | Punt | NYG 16 | 3 | 9 | 0 | 9 | 0 | NYG 25 | Punt |
| 7 | 7:37 | 4:03 | 3:34 | Interception | NYG 34 | 7 | 31 | 0 | 31 | 2 | NYJ 35 | Missed FG |
| 8 | 3:39 | 1:47 | 1:52 | Punt | NYG 19 | 9 | 56 | 23 | 79 | 3 | * NYJ 2 | Downs |
| 9 | 15:00 | 12:58 | 2:02 | Kickoff | NYG 30 | 3 | -9 | -5 | -14 | 0 | NYG 16 | Punt |
| 10 | 8:52 | 2:03 | 6:49 | Kickoff | NYG 14 | 12 | 71 | 0 | 71 | 4 | * NYJ 15 | Field Goal |
| 11 | 14:16 | 13:11 | 1:05 | Fumble | NYJ 42 | 3 | 4 | 0 | 4 | 0 | NYJ 38 | Punt |
| 12 | 12:19 | 11:21 | 0:58 | Kickoff | NYJ 49 | 3 | 0 | -10 | -10 | 0 | NYG 41 | Punt |
| 13 | 8:16 | 6:32 | 1:44 | Fumble | NYJ 39 | 4 | 7 | 0 | 7 | 0 | NYJ 32 | Field Goal |
| 14 | 4:46 | 2:56 | 1:50 | Punt | NYG 12 | 3 | -10 | 0 | -10 | 0 | NYG 2 | Punt |
| 15 | 2:02 | 0:37 | 1:25 | Kickoff | NYG 14 | 10 | 49 | 15 | 64 | 3 | NYJ 22 | Field Goal |
| 16 | 0:08 | 0:00 | 0:08 | Punt | NYG 36 | 2 | 0 | 0 | 0 | 0 | NYG 36 | End of Half |
| 17 | 15:00 | 14:47 | 0:13 | Kickoff | NYG 25 | 1 | 0 | 0 | 0 | 0 | NYG 25 | Fumble |
| 18 | 13:39 | 11:20 | 2:19 | Missed FG | NYG 30 | 6 | 29 | 0 | 29 | 2 | NYJ 41 | Punt |

(621) Average NYG 34

* inside opponent's 20

New York Jets vs New York Giants
8/24/2013 at MetLife Stadium

Ball Possession And Drive Chart

| Time of Possession by Quarter | | 1st | 2nd | 3rd | 4th | OT | Total |
|---------------------------------|-----------------|------------------|------|------|--------------------|------|-------|
| Visitor | New York Jets | 9:21 | 7:16 | 6:09 | 7:50 | 4:24 | 35:00 |
| Home | New York Giants | 5:39 | 7:44 | 8:51 | 7:10 | 2:32 | 31:56 |
| Kickoff Drive No.-Start Average | | Jets: 6 - NYJ 20 | | | Giants: 6 - NYG 27 | | |

New York Jets vs New York Giants
8/24/2013 at MetLife Stadium

Final Defensive Statistics

New York Jets

Regular Defensive Plays

Special Teams

Misc

| | TKL | AST | COMB | SK | / YDS | TFL | Q | IN | PD | FF | FR | TKL | AST | FF | FR | BL | TKL | AST | FF | FR |
|--------------|-----------|-----------|-----------|----------|-----------|-----------|----------|----------|----------|----------|----------|----------|----------|----------|----------|----------|----------|----------|----------|----------|
| D.Harrison | 7 | 0 | 7 | 0 | 0 | 2 | 0 | 0 | 0 | 0 | 0 | 0 | 0 | 0 | 0 | 0 | 0 | 0 | 0 | 0 |
| I.Trufant | 6 | 0 | 6 | 0 | 0 | 2 | 0 | 0 | 0 | 0 | 0 | 0 | 1 | 0 | 0 | 0 | 0 | 0 | 0 | 0 |
| J.Bush | 4 | 2 | 6 | 0 | 0 | 0 | 0 | 0 | 0 | 0 | 0 | 0 | 1 | 0 | 0 | 0 | 0 | 0 | 0 | 0 |
| D.Walls | 3 | 1 | 4 | 0 | 0 | 1 | 0 | 0 | 2 | 0 | 0 | 0 | 0 | 0 | 0 | 0 | 0 | 0 | 0 | 0 |
| L.Douzable | 2 | 2 | 4 | 1 | 13 | 2 | 1 | 0 | 0 | 0 | 0 | 0 | 0 | 0 | 0 | 0 | 0 | 0 | 0 | 0 |
| D.Harris | 2 | 2 | 4 | 0 | 0 | 0 | 0 | 0 | 0 | 0 | 0 | 0 | 0 | 0 | 0 | 0 | 0 | 0 | 0 | 0 |
| R.Adams | 3 | 0 | 3 | 0 | 0 | 0 | 0 | 0 | 2 | 0 | 0 | 0 | 0 | 0 | 0 | 0 | 0 | 0 | 0 | 0 |
| D.Lansanah | 3 | 0 | 3 | 0 | 0 | 0 | 0 | 0 | 0 | 1 | 0 | 0 | 0 | 0 | 0 | 0 | 0 | 0 | 0 | 0 |
| A.Allen | 2 | 1 | 3 | 0 | 0 | 0 | 0 | 0 | 0 | 0 | 0 | 0 | 0 | 0 | 0 | 0 | 0 | 0 | 0 | 0 |
| S.Richardson | 1 | 2 | 3 | 1 | 7 | 1 | 2 | 0 | 0 | 0 | 0 | 0 | 0 | 0 | 0 | 0 | 0 | 0 | 0 | 0 |
| D.Landry | 1 | 2 | 3 | 0 | 0 | 0 | 0 | 0 | 1 | 0 | 0 | 0 | 0 | 0 | 0 | 0 | 0 | 0 | 0 | 0 |
| Jac.Smith | 2 | 0 | 2 | 1 | 12 | 1 | 1 | 0 | 0 | 0 | 0 | 0 | 0 | 0 | 0 | 0 | 0 | 0 | 0 | 0 |
| J.Jarrett | 2 | 0 | 2 | 0 | 0 | 0 | 0 | 0 | 0 | 0 | 1 | 0 | 0 | 0 | 0 | 0 | 0 | 0 | 0 | 0 |
| K.Wilson | 2 | 0 | 2 | 0 | 0 | 0 | 0 | 0 | 0 | 0 | 0 | 1 | 0 | 0 | 0 | 0 | 0 | 0 | 0 | 0 |
| G.McIntyre | 2 | 0 | 2 | 0 | 0 | 0 | 0 | 0 | 0 | 0 | 0 | 0 | 0 | 0 | 0 | 0 | 0 | 0 | 0 | 0 |
| N.Bellore | 1 | 1 | 2 | 0 | 0 | 0 | 0 | 0 | 0 | 0 | 0 | 0 | 0 | 0 | 0 | 0 | 0 | 0 | 0 | 0 |
| M.Wilkerson | 0 | 2 | 2 | 0 | 0 | 0 | 0 | 0 | 0 | 0 | 0 | 0 | 0 | 0 | 0 | 0 | 0 | 0 | 0 | 0 |
| T.Finau | 1 | 0 | 1 | 1 | 8 | 1 | 1 | 0 | 0 | 0 | 0 | 0 | 0 | 0 | 0 | 0 | 0 | 0 | 0 | 0 |
| D.Davis | 1 | 0 | 1 | 0 | 0 | 0 | 0 | 0 | 0 | 0 | 0 | 1 | 0 | 0 | 0 | 0 | 0 | 0 | 0 | 0 |
| R.Sapp | 1 | 0 | 1 | 0 | 0 | 0 | 0 | 0 | 0 | 0 | 0 | 1 | 0 | 0 | 0 | 0 | 0 | 0 | 0 | 0 |
| C.Pace | 1 | 0 | 1 | 0 | 0 | 0 | 0 | 0 | 0 | 0 | 0 | 0 | 0 | 0 | 0 | 0 | 0 | 0 | 0 | 0 |
| S.Progar | 0 | 1 | 1 | 0 | 0 | 0 | 0 | 0 | 1 | 0 | 0 | 0 | 0 | 0 | 0 | 0 | 0 | 0 | 0 | 0 |
| A.Garay | 0 | 1 | 1 | 0 | 0 | 0 | 0 | 0 | 0 | 0 | 0 | 0 | 0 | 0 | 0 | 0 | 0 | 0 | 0 | 0 |
| J.Aumavae | 0 | 1 | 1 | 0 | 0 | 0 | 0 | 0 | 0 | 0 | 0 | 0 | 0 | 0 | 0 | 0 | 0 | 0 | 0 | 0 |
| T.Davis | 0 | 0 | 0 | 0 | 0 | 0 | 1 | 0 | 1 | 0 | 0 | 1 | 0 | 0 | 0 | 0 | 0 | 0 | 0 | 0 |
| B.Lockett | 0 | 0 | 0 | 0 | 0 | 0 | 0 | 0 | 0 | 0 | 0 | 2 | 0 | 0 | 0 | 0 | 0 | 0 | 0 | 0 |
| M.Edwards | 0 | 0 | 0 | 0 | 0 | 0 | 0 | 0 | 0 | 0 | 0 | 1 | 1 | 0 | 1 | 0 | 0 | 0 | 0 | 0 |
| R.Miles | 0 | 0 | 0 | 0 | 0 | 0 | 0 | 0 | 0 | 0 | 0 | 1 | 0 | 0 | 0 | 0 | 0 | 0 | 0 | 0 |
| R.Spadola | 0 | 0 | 0 | 0 | 0 | 0 | 0 | 0 | 0 | 0 | 0 | 0 | 0 | 0 | 0 | 0 | 1 | 0 | 0 | 0 |
| B.Powell | 0 | 0 | 0 | 0 | 0 | 0 | 0 | 0 | 0 | 0 | 0 | 0 | 0 | 0 | 0 | 0 | 1 | 0 | 0 | 0 |
| S.Hill | 0 | 0 | 0 | 0 | 0 | 0 | 0 | 0 | 0 | 0 | 0 | 0 | 0 | 0 | 0 | 0 | 1 | 0 | 0 | 0 |
| T.Bohanon | 0 | 0 | 0 | 0 | 0 | 0 | 0 | 0 | 0 | 0 | 0 | 0 | 0 | 0 | 0 | 0 | 1 | 0 | 0 | 0 |
| M.Sanchez | 0 | 0 | 0 | 0 | 0 | 0 | 0 | 0 | 0 | 0 | 0 | 0 | 0 | 0 | 0 | 0 | 1 | 0 | 0 | 0 |
| B.Obomanu | 0 | 0 | 0 | 0 | 0 | 0 | 0 | 0 | 0 | 0 | 0 | 0 | 0 | 0 | 0 | 0 | 0 | 1 | 0 | 0 |
| Total | 47 | 18 | 65 | 4 | 40 | 10 | 6 | 0 | 7 | 1 | 1 | 8 | 3 | 0 | 1 | 0 | 5 | 1 | 0 | 0 |

TKL = Tackle AST = Assist COMB = Combined QH=QB Hit IN = Interception PD = Pass Defense FF = Forced Fumble FR = Fumble Recovery

New York Jets vs New York Giants
8/24/2013 at MetLife Stadium

Final Defensive Statistics

New York Giants

Regular Defensive Plays

Special Teams

Misc

| | TKL | AST | COMB | SK | / YDS | TFL | QH | IN | PD | FF | FR | TKL | AST | FF | FR | BL | TKL | AST | FF | FR |
|--------------|-----------|-----------|-----------|----------|-----------|-----------|----------|----------|----------|----------|----------|----------|----------|----------|----------|----------|----------|----------|----------|----------|
| M.Herzlich | 6 | 2 | 8 | 1 | 1 | 1 | 0 | 0 | 1 | 0 | 1 | 0 | 1 | 0 | 0 | 0 | 0 | 0 | 0 | 0 |
| K.Bosworth | 6 | 1 | 7 | 0 | 0 | 0 | 2 | 0 | 0 | 0 | 0 | 0 | 0 | 0 | 0 | 0 | 0 | 0 | 0 | 0 |
| S.Paysinger | 2 | 4 | 6 | 0 | 0 | 0 | 1 | 0 | 0 | 0 | 0 | 1 | 0 | 0 | 0 | 0 | 0 | 0 | 0 | 0 |
| T.McBride | 3 | 1 | 4 | 0 | 0 | 1 | 0 | 0 | 0 | 0 | 0 | 0 | 0 | 0 | 0 | 0 | 0 | 0 | 0 | 0 |
| K.Rivers | 2 | 2 | 4 | 0 | 0 | 0 | 0 | 0 | 0 | 0 | 0 | 0 | 0 | 0 | 0 | 0 | 0 | 0 | 0 | 0 |
| D.Caldwell | 2 | 2 | 4 | 0 | 0 | 0 | 0 | 0 | 0 | 0 | 0 | 0 | 0 | 0 | 0 | 0 | 0 | 0 | 0 | 0 |
| M.Kiwanuka | 3 | 0 | 3 | 0 | 0 | 0 | 1 | 0 | 0 | 0 | 0 | 1 | 0 | 0 | 0 | 0 | 0 | 0 | 0 | 0 |
| P.Amukamara | 3 | 0 | 3 | 0 | 0 | 0 | 0 | 1 | 3 | 0 | 0 | 0 | 0 | 0 | 0 | 0 | 0 | 0 | 0 | 0 |
| R.Mundy | 2 | 1 | 3 | 0 | 0 | 0 | 0 | 0 | 1 | 0 | 0 | 0 | 0 | 0 | 0 | 0 | 0 | 0 | 0 | 0 |
| A.Ross | 2 | 1 | 3 | 0 | 0 | 0 | 0 | 0 | 0 | 0 | 0 | 0 | 0 | 0 | 0 | 0 | 0 | 0 | 0 | 0 |
| T.Thomas | 2 | 1 | 3 | 0 | 0 | 0 | 0 | 0 | 0 | 0 | 0 | 0 | 0 | 0 | 0 | 0 | 0 | 0 | 0 | 0 |
| M.Patterson | 2 | 1 | 3 | 0 | 0 | 1 | 0 | 0 | 0 | 0 | 0 | 0 | 0 | 0 | 0 | 0 | 0 | 0 | 0 | 0 |
| T.Sash | 2 | 0 | 2 | 0 | 0 | 0 | 0 | 0 | 0 | 0 | 1 | 1 | 0 | 0 | 0 | 0 | 0 | 0 | 0 | 0 |
| C.James | 2 | 0 | 2 | 0 | 0 | 1 | 0 | 0 | 0 | 0 | 0 | 0 | 0 | 0 | 0 | 0 | 0 | 0 | 0 | 0 |
| A.Tracy | 2 | 0 | 2 | 0 | 0 | 1 | 0 | 0 | 0 | 0 | 0 | 0 | 0 | 0 | 0 | 0 | 0 | 0 | 0 | 0 |
| J.Tuck | 1 | 1 | 2 | 0 | 0 | 0 | 1 | 1 | 1 | 0 | 0 | 0 | 0 | 0 | 0 | 0 | 0 | 0 | 0 | 0 |
| S.Rogers | 1 | 1 | 2 | 0 | 0 | 0 | 1 | 0 | 0 | 0 | 0 | 0 | 0 | 0 | 0 | 0 | 0 | 0 | 0 | 0 |
| J.Williams | 1 | 1 | 2 | 0 | 0 | 1 | 1 | 0 | 0 | 0 | 0 | 0 | 0 | 0 | 0 | 0 | 0 | 0 | 0 | 0 |
| A.Ojomo | 1 | 1 | 2 | 0 | 0 | 1 | 0 | 0 | 0 | 0 | 0 | 1 | 0 | 0 | 0 | 0 | 0 | 0 | 0 | 0 |
| J.Trattou | 1 | 1 | 2 | 0 | 0 | 0 | 0 | 0 | 0 | 0 | 0 | 0 | 0 | 0 | 0 | 0 | 0 | 0 | 0 | 0 |
| M.Austin | 1 | 0 | 1 | 1 | 9 | 1 | 2 | 0 | 0 | 0 | 0 | 0 | 0 | 0 | 0 | 0 | 0 | 0 | 0 | 0 |
| S.Brown | 1 | 0 | 1 | 0 | 0 | 1 | 0 | 1 | 1 | 0 | 0 | 0 | 0 | 0 | 0 | 0 | 0 | 0 | 0 | 0 |
| T.Frederick | 1 | 0 | 1 | 0 | 0 | 0 | 0 | 0 | 0 | 1 | 0 | 0 | 0 | 0 | 0 | 0 | 0 | 0 | 0 | 0 |
| C.Jenkins | 1 | 0 | 1 | 0 | 0 | 1 | 0 | 0 | 0 | 0 | 0 | 0 | 0 | 0 | 0 | 0 | 0 | 0 | 0 | 0 |
| L.Scott | 1 | 0 | 1 | 0 | 0 | 0 | 0 | 0 | 0 | 0 | 0 | 0 | 0 | 0 | 0 | 0 | 0 | 0 | 0 | 0 |
| M.Broha | 1 | 0 | 1 | 0 | 0 | 0 | 0 | 0 | 0 | 0 | 0 | 0 | 0 | 0 | 0 | 0 | 0 | 0 | 0 | 0 |
| A.Curry | 1 | 0 | 1 | 0 | 0 | 0 | 0 | 0 | 0 | 0 | 0 | 0 | 0 | 0 | 0 | 0 | 0 | 0 | 0 | 0 |
| L.Joseph | 0 | 1 | 1 | 0 | 0 | 0 | 0 | 0 | 1 | 0 | 0 | 0 | 0 | 0 | 0 | 0 | 0 | 0 | 0 | 0 |
| E.Sabino | 0 | 0 | 0 | 0 | 0 | 0 | 0 | 0 | 0 | 0 | 0 | 1 | 0 | 1 | 0 | 0 | 0 | 0 | 0 | 0 |
| W.Hill | 0 | 0 | 0 | 0 | 0 | 0 | 0 | 0 | 0 | 0 | 0 | 1 | 0 | 0 | 0 | 0 | 0 | 0 | 0 | 0 |
| Z.DeOssie | 0 | 0 | 0 | 0 | 0 | 0 | 0 | 0 | 0 | 0 | 0 | 0 | 1 | 0 | 0 | 0 | 0 | 0 | 0 | 0 |
| B.Collins | 0 | 0 | 0 | 0 | 0 | 0 | 0 | 0 | 0 | 0 | 0 | 0 | 0 | 0 | 0 | 0 | 1 | 0 | 0 | 0 |
| C.Painter | 0 | 0 | 0 | 0 | 0 | 0 | 0 | 0 | 0 | 0 | 0 | 0 | 0 | 0 | 0 | 0 | 0 | 0 | 0 | 1 |
| Total | 53 | 22 | 75 | 2 | 10 | 10 | 9 | 3 | 8 | 1 | 2 | 6 | 2 | 1 | 0 | 0 | 1 | 0 | 0 | 1 |

8/24/2013 at MetLife Stadium

PERIOD SCORES

TIME OF POSSESSION

Scoring Plays

| | New York Jets | New York Giants |
|--|---------------|-----------------|
| TOTAL FIRST DOWNS | 10 | 7 |
| First Downs Rushing-Passing-by Penalty | 1 - 6 - 3 | 2 - 3 - 2 |
| THIRD DOWN EFFICIENCY | 4-9-44% | 1-8-13% |
| TOTAL NET YARDS | 152 | 181 |
| Total Offensive Plays | 37 | 32 |
| NET YARDS RUSHING | 18 | 105 |
| NET YARDS PASSING | 134 | 76 |
| Gross Yards Passing | 134 | 83 |
| Times thrown-yards lost attempting to pass | 0-0 | 1-7 |
| Pass Attempts-Completions-Had Intercepted | 25 - 11 - 3 | 20 - 8 - 0 |
| Punts-Number and Average | 4 - 46.5 | 4 - 45.8 |
| Penalties-Number and Yards | 3 - 42 | 4 - 33 |
| Fumbles-Number and Lost | 0 - 0 | 0 - 0 |
| Red Zone Efficiency | 0-0-0% | 0-1-0% |
| Average Drive Start | NYJ 18 | NYG 36 |

[illegible]

New York Jets vs New York Giants

8/24/2013 at MetLife Stadium

First Half Summary

| New York Giants | Regular Defensive Plays | | | | | | | | | | | | Special Teams | | | | | Misc | | | |
|-----------------|-------------------------|-----|------|----|-------|-----|----|----|----|----|----|--|---------------|-----|----|----|----|------|-----|----|----|
| | TKL | AST | COMB | SK | / YDS | TFL | QH | IN | PD | FF | FR | | TKL | AST | FF | FR | BL | TKL | AST | FF | FR |
| S.Paysinger | 2 | 3 | 5 | 0 | 0 | 0 | 1 | 0 | 0 | 0 | 0 | | 1 | 0 | 0 | 0 | 0 | 0 | 0 | 0 | 0 |
| K.Rivers | 2 | 2 | 4 | 0 | 0 | 0 | 0 | 0 | 0 | 0 | 0 | | 0 | 0 | 0 | 0 | 0 | 0 | 0 | 0 | 0 |
| P.Amukamara | 3 | 0 | 3 | 0 | 0 | 0 | 0 | 1 | 3 | 0 | 0 | | 0 | 0 | 0 | 0 | 0 | 0 | 0 | 0 | 0 |
| M.Kiwanuka | 3 | 0 | 3 | 0 | 0 | 0 | 1 | 0 | 0 | 0 | 0 | | 1 | 0 | 0 | 0 | 0 | 0 | 0 | 0 | 0 |
| Total | 10 | 5 | 15 | 0 | 0 | 0 | 2 | 1 | 3 | 0 | 0 | | 2 | 0 | 0 | 0 | 0 | 0 | 0 | 0 | 0 |

Play By Play

First Quarter

8/24/2013

NYJ wins toss, elects to Receive, and NYG elects to defend the North goal.

J.Brown kicks 65 yards from NYG 35 to end zone, Touchback.

New York Jets at 15:00

- 1-10-NYJ 20 (15:00) G.Smith pass incomplete short right to J.Cumberland (L.Joseph) [S.Paysinger].
- 2-10-NYJ 20 (14:56) (Shotgun) G.Smith pass incomplete short left to E.Gates.
- 3-10-NYJ 20 (14:51) (Shotgun) G.Smith pass short left to K.Winslow to NYJ 29 for 9 yards (P.Amukamara).
- 4-1-NYJ 29 (14:16) R.Malone punts 58 yards to NYG 13, Center-T.Purdum. J.Hosley to NYG 16 for 3 yards (D.Davis, J.Bush).

New York Giants at 14:02

- 1-10-NYG 16 **(14:02) D.Wilson left tackle for 84 yards, TOUCHDOWN.** R1
- J.Brown extra point is GOOD, Center-Z.DeOssie, Holder-S.Weatherford.

| |
|--|
| NYJ 0 NYG 7, 1 plays, 84 yards, 0:13 drive, 1:11 elapsed |
|--|

J.Brown kicks 72 yards from NYG 35 to NYJ -7. K.Wilson to NYJ 14 for 21 yards (T.Sash, M.Herzlich).

New York Jets at 13:49, (1st play from scrimmage 13:44)

- 1-10-NYJ 14 (13:44) B.Powell right guard to NYJ 18 for 4 yards (R.Mundy, S.Paysinger).
- 2-6-NYJ 18 (13:08) (Shotgun) G.Smith pass short right to K.Winslow to NYJ 24 for 6 yards (A.Ross). P1
- 1-10-NYJ 24 (12:28) C.Ivory right tackle to NYJ 24 for no gain (S.Brown, C.Jenkins).
- PENALTY on NYG-C.Jenkins, Defensive Offside, 5 yards, enforced at NYJ 24 - No Play.*
- 1-5-NYJ 29 (12:00) (Shotgun) *PENALTY on NYG-L.Joseph, Encroachment, 5 yards, enforced at NYJ 29 - No Play.* X2
- 1-10-NYJ 34 (11:47) G.Smith pass short right to J.Kerley to NYJ 40 for 6 yards (A.Ross).
- PENALTY on NYG-A.Ross, Illegal Use of Hands, 5 yards, enforced at NYJ 34 - No Play.* X3
- 1-10-NYJ 39 (11:36) (Shotgun) G.Smith pass incomplete deep left to S.Hill.
- PENALTY on NYG-S.Brown, Defensive Pass Interference, 18 yards, enforced at NYJ 39 - No Play.* X4
- 1-10-NYG 43 (11:29) (Shotgun) C.Ivory left guard to NYG 40 for 3 yards (M.Kiwanuka, S.Rogers).
- 2-7-NYG 40 (10:56) G.Smith pass short right to K.Winslow pushed ob at NYG 36 for 4 yards (T.Thomas).
- 3-3-NYG 36 (10:17) (Shotgun) G.Smith pass short left to J.Kerley pushed ob at NYG 27 for 9 yards (P.Amukamara). P5
- 1-10-NYG 27 (9:53) B.Powell right tackle to NYG 22 for 5 yards (S.Paysinger, L.Joseph).
- 2-5-NYG 22 (9:14) (Shotgun) G.Smith pass incomplete short middle to B.Powell.
- 3-5-NYG 22 **(9:08) (Shotgun) G.Smith pass short middle to B.Obomanu for 22 yards, TOUCHDOWN.** P6
- N.Folk extra point is GOOD, Center-T.Purdum, Holder-R.Malone.

| |
|---|
| NYJ 7 NYG 7, 8 plays, 86 yards, 4 penalties, 4:49 drive, 6:00 elapsed |
|---|

N.Folk kicks 66 yards from NYJ 35 to NYG -1. M.Cox to NYG 29 for 30 yards (K.Wilson).

New York Giants at 9:00, (1st play from scrimmage 8:53)

- 1-10-NYG 29 (8:53) D.Wilson right tackle to NYG 31 for 2 yards (C.Pace, M.Wilkerson).
- 2-8-NYG 31 (8:22) E.Manning pass incomplete short right to H.Nicks (K.Wilson).
- PENALTY on NYJ-K.Wilson, Defensive Pass Interference, 12 yards, enforced at NYG 31 - No Play.* X2
- 1-10-NYG 43 (8:14) E.Manning pass incomplete deep left to R.Randle.
- 2-10-NYG 43 (8:06) D.Wilson right guard to NYG 41 for -2 yards (D.Harrison, S.Richardson).
- 3-12-NYG 41 (7:21) (Shotgun) E.Manning pass incomplete deep left to J.Jernigan.
- 4-12-NYG 41 (7:14) S.Weatherford punts 50 yards to NYJ 9, Center-Z.DeOssie. J.Kerley pushed ob at NYJ 19 for 10 yards (M.Kiwanuka).

New York Jets at 7:04

- 1-10-NYJ 19 (7:04) B.Powell left guard to NYJ 23 for 4 yards (M.Kiwanuka, S.Paysinger).
- 2-6-NYJ 23 (6:26) (Shotgun) G.Smith pass incomplete short middle to B.Powell [S.Rogers].
- 3-6-NYJ 23 (6:19) (Shotgun) G.Smith pass incomplete short left to B.Obomanu (P.Amukamara).
- 4-6-NYJ 23 (6:14) R.Quigley punts 35 yards to NYG 42, Center-T.Purdum, out of bounds.

New York Giants at 6:06

- 1-10-NYG 42 (6:06) E.Manning sacked at NYG 35 for -7 yards (S.Richardson).
- 2-17-NYG 35 (5:35) (Shotgun) E.Manning pass short right to D.Wilson to NYG 39 for 4 yards (D.Harrison).
- 3-13-NYG 39 (4:59) (Shotgun) E.Manning pass incomplete short left to J.Jernigan.
- 4-13-NYG 39 (4:50) S.Weatherford punts 42 yards to NYJ 19, Center-Z.DeOssie, fair catch by J.Kerley.

New York Jets at 4:42

New York Jets vs New York Giants at MetLife Stadium

| | | | | | | | | |
|-------------------------|---|-------|-----------|-------------|---|---|---|---------------|
| 1-10-NYJ 19 | (4:42) (Shotgun) G.Smith pass deep middle intended for R.Spadola INTERCEPTED by P.Amukamara at NYJ 39. P.Amukamara to NYJ 43 for -4 yards (R.Spadola). | | | | | | | |
| New York Giants at 4:33 | | | | | | | | |
| 1-10-NYJ 43 | (4:33) D.Wilson right guard to NYJ 36 for 7 yards (D.Landry, A.Allen). | | | | | | | |
| 2-3-NYJ 36 | (3:56) E.Manning pass short right to D.Wilson to NYJ 40 for -4 yards (D.Harrison). | | | | | | | |
| | Timeout #1 by NYG at 03:05. | | | | | | | |
| 3-7-NYJ 40 | (3:05) (Shotgun) E.Manning pass incomplete short left to H.Nicks. | | | | | | | |
| 4-7-NYJ 40 | (2:58) S.Weatherford punts 31 yards to NYJ 9, Center-Z.DeOssie, fair catch by J.Kerley. | | | | | | | |
| New York Jets at 2:51 | | | | | | | | |
| 1-10-NYJ 9 | (2:51) (Shotgun) C.Ivory left tackle to NYJ 6 for -3 yards (S.Brown, A.Ross). | | | | | | | |
| 2-13-NYJ 6 | (2:06) G.Smith pass short middle to C.Ivory to NYJ 22 for 16 yards (R.Mundy, S.Paysinger). | | | | | | | P7 |
| <u>1-10-NYJ 22</u> | (1:24) (Shotgun) G.Smith pass incomplete deep left to K.Winslow. | | | | | | | |
| 2-10-NYJ 22 | (1:15) C.Ivory right tackle to NYJ 23 for 1 yard (K.Rivers). | | | | | | | |
| 3-9-NYJ 23 | (:36) (Shotgun) G.Smith pass deep middle intended for K.Winslow INTERCEPTED by S.Brown [M.Kiwanuka] at NYJ 45. S.Brown to NYJ 23 for 22 yards (B.Powell, B.Obomanu). NYG-S.Brown was injured during the play. | | | | | | | |
| New York Giants at 0:24 | | | | | | | | |
| 1-10-NYJ 23 | (:24) D.Wilson left end to NYJ 22 for 1 yard (G.McIntyre, S.Richardson). | | | | | | | |
| END OF QUARTER | | Score | Time Poss | First Downs | | | | Efficiencies |
| | | | | R | P | X | T | 3 Down 4 Down |
| New York Jets | | 7 | 9:21 | 0 | 4 | 3 | 7 | 2/5 0/0 |
| New York Giants | | 7 | 5:39 | 1 | 0 | 1 | 2 | 0/3 0/0 |

Play By Play

Second Quarter

8/24/2013

New York Giants continued.

- 2-9-NYJ 22 (15:00) E.Manning pass incomplete deep left to H.Nicks.
- 3-9-NYJ 22 (14:55) (Shotgun) E.Manning pass incomplete short left to R.Randle.
- 4-9-NYJ 22 **(14:50) J.Brown 40 yard field goal is GOOD, Center-Z.DeOssie, Holder-S.Weatherford.**

| |
|--|
| NYJ 7 NYG 10, 4 plays, 1 yards, 0:38 drive, 0:14 elapsed |
|--|

J.Brown kicks 65 yards from NYG 35 to end zone, Touchback.

New York Jets at 14:46

- 1-10-NYJ 20 (14:46) G.Smith pass short right to S.Hill to NYJ 29 for 9 yards (A.Ross, R.Mundy).
- 2-1-NYJ 29 (14:14) (Shotgun) B.Powell right guard to NYJ 32 for 3 yards (S.Rogers, K.Rivers).
- 1-10-NYJ 32 (13:36) (Shotgun) G.Smith pass short left to B.Powell to NYJ 39 for 7 yards (K.Rivers, M.Patterson).
- 2-3-NYJ 39 (12:49) (Shotgun) G.Smith pass incomplete short middle to J.Kerley.
- 3-3-NYJ 39 (12:44) (Shotgun) B.Powell right end to NYJ 40 for 1 yard (M.Patterson, K.Rivers).
- 4-2-NYJ 40 (12:18) R.Malone punts 55 yards to NYG 5, Center-P.Scales. R.Randle to NYG 16 for 11 yards (R.Sapp).

R8

New York Giants at 11:51

- 1-10-NYG 16 (11:51) A.Brown left end to NYG 16 for no gain (D.Harrison, D.Harris).
- 2-10-NYG 16 (11:17) E.Manning pass short right to R.Randle to NYG 25 for 9 yards (K.Wilson).
- 3-1-NYG 25 (10:33) A.Brown right guard to NYG 25 for no gain (D.Harrison, M.Wilkerson).
- 4-1-NYG 25 (9:58) S.Weatherford punts 60 yards to NYJ 15, Center-Z.DeOssie. J.Kerley pushed ob at NYJ 20 for 5 yards (S.Paysinger).

New York Jets at 9:47

- 1-10-NYJ 20 (9:47) B.Powell up the middle to NYJ 18 for -2 yards (M.Patterson).
- 2-12-NYJ 18 (9:10) (Shotgun) G.Smith pass short right to T.Bohanon to NYJ 27 for 9 yards (T.Thomas).
- 3-3-NYJ 27 (8:33) (Shotgun) G.Smith pass deep left to S.Hill to NYG 41 for 32 yards (P.Amukamara).
- 1-10-NYG 41 (7:51) G.Smith pass short left intended for J.Cumberland INTERCEPTED by J.Tuck at NYG 34. J.Tuck to NYG 34 for no gain (S.Hill).

P9

New York Giants at 7:37

- 1-10-NYG 34 (7:37) E.Manning pass short right to B.Pascoe pushed ob at NYG 44 for 10 yards (G.McIntyre, D.Harris).
- 1-10-NYG 44 (7:07) E.Manning pass short left to R.Randle to NYG 49 for 5 yards (D.Walls).
- 2-5-NYG 49 (6:23) A.Brown left end to NYJ 41 for 10 yards (A.Allen, D.Landry).
- 1-10-NYJ 41 (5:32) E.Manning pass short right to B.Myers pushed ob at NYJ 36 for 5 yards (A.Allen).
- 2-5-NYJ 36 (5:02) A.Brown right tackle to NYJ 35 for 1 yard (D.Harris).
- 3-4-NYJ 35 (4:15) (Shotgun) E.Manning pass incomplete deep left to H.Nicks.
- 4-4-NYJ 35 (4:08) J.Brown 53 yard field goal is No Good, Wide Left, Center-Z.DeOssie, Holder-S.Weatherford.

P3

R4

New York Jets at 4:03

- 1-10-NYJ 43 (4:03) G.Smith pass short right to J.Kerley to 50 for 7 yards (R.Mundy).
New York Giants challenged the pass completion ruling, and the play was REVERSED.
G.Smith pass incomplete short right to J.Kerley (R.Mundy).
- 2-10-NYJ 43 (3:59) (Shotgun) G.Smith pass incomplete short middle to C.Ivory [J.Williams].
- 3-10-NYJ 43 (3:54) (Shotgun) G.Smith pass incomplete deep left to M.Massaquoi (P.Amukamara) [J.Tuck].
- 4-10-NYJ 43 (3:47) R.Quigley punts 38 yards to NYG 19, Center-P.Scales, fair catch by C.James.

New York Giants at 3:39

- 1-10-NYG 19 (3:39) (Shotgun) E.Manning pass incomplete short left to J.Jernigan [S.Richardson].
- 2-10-NYG 19 (3:35) (Shotgun) E.Manning pass short left to J.Jernigan pushed ob at NYG 39 for 20 yards (D.Harris).
- 1-10-NYG 39 (3:10) (Shotgun) E.Manning pass incomplete deep right to H.Nicks.
PENALTY on NYJ-K.Wilson, Defensive Pass Interference, 23 yards, enforced at NYG 39 - No Play.
- 1-10-NYJ 38 (3:02) (Shotgun) E.Manning pass incomplete short middle to A.Brown.
- 2-10-NYJ 38 (2:58) (Shotgun) E.Manning pass incomplete short right to H.Nicks.
- 3-10-NYJ 38 (2:54) (Shotgun) E.Manning pass deep right to H.Nicks to NYJ 4 for 34 yards (K.Wilson).
- Penalty on NYJ-K.Wilson, Defensive Pass Interference, declined.*
- 1-4-NYJ 4 (2:35) (Shotgun) E.Manning pass incomplete short left to J.Jernigan.
- 2-4-NYJ 4 (2:28) (Shotgun) A.Brown right tackle to NYJ 2 for 2 yards (D.Davis).

P5

X6

P7

Two-Minute Warning

- 3-2-NYJ 2 (2:00) A.Brown up the middle to NYJ 2 for no gain (D.Harrison, A.Garay).

New York Jets vs New York Giants at MetLife Stadium

Timeout #1 by NYJ at 01:52.

4-2-NYJ 2 (1:52) E.Manning pass incomplete short left to H.Nicks (D.Landry).

New York Jets at 1:47

1-10-NYJ 2 (1:47) T.Bohanon right guard to NYJ 4 for 2 yards (M.Kiwanuka).

Timeout #2 by NYG at 01:41.

2-8-NYJ 4 (1:41) G.Smith pass incomplete.

3-8-NYJ 4 (1:33) (Shotgun) G.Smith pass short middle to B.Powell to NYJ 15 for 11 yards (S.Paysinger, J.Tuck).

P10

1-10-NYJ 15 (:58) (No Huddle, Shotgun) B.Powell right tackle to NYJ 18 for 3 yards (R.Mundy).

PENALTY on NYJ-A.Howard, Offensive Holding, 7 yards, enforced at NYJ 15 - No Play.

1-17-NYJ 8 (:49) (Shotgun) B.Powell up the middle to NYJ 9 for 1 yard (J.Tuck).

Timeout #3 by NYG at 00:45.

2-16-NYJ 9 (:45) B.Powell up the middle to NYJ 8 for -1 yards (C.Jenkins, T.Thomas).

END OF QUARTER

| | Score | Time Poss | First Downs | | | | Efficiencies | |
|-----------------|-------|--------------|-------------|---|---|---|--------------|--------|
| | | | R | P | X | T | 3 Down | 4 Down |
| New York Jets | 7 | 7:16 | 1 | 2 | 0 | 3 | 2/4 | 0/0 |
| New York Giants | 10 | 7:44 | 1 | 3 | 1 | 5 | 1/5 | 0/1 |

Third Quarter

8/24/2013

Play By Play

NYG elects to Receive, and NYJ elects to defend the North goal.

B.Cundiff kicks 70 yards from NYJ 35 to NYG -5. M.Cox to NYG 30 for 35 yards (B.Lockett, I.Trufant).

New York Giants at 15:00, (1st play from scrimmage 14:54)

- 1-10-NYG 30 (14:54) C.Painter pass incomplete short right to J.Jernigan.
- 2-10-NYG 30 (14:50) A.Brown right tackle to NYG 34 for 4 yards (D.Harrison, D.Landry).
- 3-6-NYG 34 (14:08) (Shotgun) PENALTY on NYG-J.Pugh, False Start, 5 yards, enforced at NYG 34 - No Play.
- 3-11-NYG 29 (13:42) (Shotgun) C.Painter sacked at NYG 16 for -13 yards (L.Douzable).
- 4-24-NYG 16 (13:11) S.Weatherford punts 43 yards to NYJ 41, Center-Z.DeOssie. J.Kerley to NYJ 43 for 2 yards (W.Hill, Z.DeOssie).

New York Jets at 12:58

- 1-10-NYJ 43 (12:58) (Shotgun) B.Powell left end to NYJ 36 for -7 yards (T.McBride, K.Bosworth).
- 2-17-NYJ 36 (12:22) G.Smith pass deep middle to B.Obomanu to NYG 40 for 24 yards (T.Sash). P11
- 1-10-NYG 40 (11:38) G.Smith pass deep left to K.Winslow to NYG 24 for 16 yards (T.Sash). P12
- 1-10-NYG 24 (10:53) (Shotgun) B.Powell up the middle to NYG 18 for 6 yards (M.Herzlich, T.McBride). Direct snap to B.Powell.
- 2-4-NYG 18 (10:09) (Shotgun) G.Smith pass short middle to B.Obomanu to NYG 8 for 10 yards (M.Herzlich). P13
- 1-8-NYG 8 (9:33) C.Ivory right tackle to NYG 2 for 6 yards (K.Bosworth, M.Herzlich).
- 2-2-NYG 2 (8:58) (Shotgun) B.Powell right tackle for 2 yards, TOUCHDOWN. Direct snap to B.Powell. R14
- B.Cundiff extra point is GOOD, Center-T.Purdum, Holder-R.Quigley.

| | |
|--|--|
| NYJ 14 NYG 10, 7 plays, 57 yards, 4:06 drive, 6:08 elapsed | |
|--|--|

N.Folk kicks 67 yards from NYJ 35 to NYG -2. L.Scott to NYG 14 for 16 yards (R.Miles).

New York Giants at 8:52, (1st play from scrimmage 8:46)

- 1-10-NYG 14 (8:46) R.Torain up the middle to NYG 22 for 8 yards (J.Bush).
- 2-2-NYG 22 (8:09) R.Torain left guard to NYG 23 for 1 yard (D.Lansanah).
- 3-1-NYG 23 (7:28) (Shotgun) C.Painter pass short middle to J.Talley to NYG 39 for 16 yards (D.Walls, J.Bush). P8
- 1-10-NYG 39 (6:49) R.Torain up the middle to NYG 43 for 4 yards (N.Bellore).
- 2-6-NYG 43 (6:10) (Shotgun) C.Painter pass short right to J.Jernigan pushed ob at NYG 49 for 6 yards (I.Trufant). P9
- 1-10-NYG 49 (5:35) C.Painter pass short middle to L.Donnell to NYJ 36 for 15 yards (J.Bush). P10
- 1-10-NYJ 36 (4:48) R.Torain right end to NYJ 32 for 4 yards (I.Trufant, S.Progar).
- 2-6-NYJ 32 (4:14) C.Painter pass short right to J.Talley to NYJ 22 for 10 yards (J.Jarrett, J.Bush). P11
- 1-10-NYJ 22 (3:29) R.Torain left end to NYJ 24 for -2 yards (L.Douzable, J.Aumavae).
- 2-12-NYJ 24 (2:52) (Shotgun) C.Painter pass short right to J.Jernigan pushed ob at NYJ 15 for 9 yards (Jac.Smith).
- 3-3-NYJ 15 (2:14) (Shotgun) C.Painter pass incomplete short middle to J.Jernigan.
- 4-3-NYJ 15 (2:07) J.Brown 33 yard field goal is GOOD, Center-Z.DeOssie, Holder-S.Weatherford.

| | |
|--|--|
| NYJ 14 NYG 13, 12 plays, 71 yards, 6:49 drive, 12:57 elapsed | |
|--|--|

J.Brown kicks 66 yards from NYG 35 to NYJ -1. M.Edwards to NYJ 23 for 24 yards (E.Sabino). FUMBLES (E.Sabino), and recovers at NYJ 23. M.Edwards to NYJ 23 for no gain (A.Ojomo).

New York Jets at 2:03, (1st play from scrimmage 1:56)

- 1-10-NYJ 23 (1:56) C.Ivory right guard to NYJ 32 for 9 yards (K.Bosworth, M.Herzlich).
- 2-1-NYJ 32 (1:20) C.Ivory left guard to NYJ 30 for -2 yards (C.James).
- 3-3-NYJ 30 (:37) (Shotgun) G.Smith pass short middle to S.Hill to NYJ 35 for 5 yards (T.McBride, J.Williams). P15
- PENALTY on NYJ-S.Hill, Personal Foul, 15 yards, enforced between downs.

END OF QUARTER

| | Score | Time Poss | First Downs | | | | Efficiencies | |
|-----------------|-------|-----------|-------------|---|---|---|--------------|--------|
| | | | R | P | X | T | 3 Down | 4 Down |
| New York Jets | 14 | 6:09 | 1 | 4 | 0 | 5 | 1/1 | 0/0 |
| New York Giants | 13 | 8:51 | 0 | 4 | 0 | 4 | 1/3 | 0/0 |

Fourth Quarter

8/24/2013

Play By Play

New York Jets continued.

- 1-10-NYJ 20(15:00) (Shotgun) C.Ivory right tackle to NYJ 25 for 5 yards (M.Herzlich).
- 2-5-NYJ 25(14:38) G.Smith pass short right to S.Hill to NYJ 35 for 10 yards (T.Frederick). FUMBLES (T.Frederick), RECOVERED by NYG-T.Sash at NYJ 42. T.Sash to NYJ 42 for no gain (T.Bohanon).

New York Giants at 14:16

- 1-10-NYJ 42(14:16) (Shotgun) R.Torain right end to NYJ 38 for 4 yards (R.Sapp).
- 2-6-NYJ 38(13:32) C.Painter pass incomplete short left to J.Jernigan (D.Walls).
- 3-6-NYJ 38(13:26) (Shotgun) C.Painter pass incomplete short right to J.Talley.
- 4-6-NYJ 38(13:21) S.Weatherford punts 33 yards to NYJ 5, Center-Z.DeOssie, downed by NYG-W.Hill.

New York Jets at 13:11

- 1-10-NYJ 5(13:11) C.Ivory up the middle to NYJ 1 for -4 yards (J.Williams, J.Trattou).
- 2-14-NYJ 1(12:30) G.Smith sacked ob in End Zone for -1 yards, SAFETY (M.Herzlich). G.Smith forced out back of End Zone.

NYJ 14 NYG 15, Safety, 2:41 elapsed

R.Malone kicks 54 yards from NYJ 20 to NYG 26. C.James to NYJ 49 for 25 yards (M.Edwards).

New York Giants at 12:19, (1st play from scrimmage 12:11)

- 1-10-NYJ 49(12:11) C.Painter pass incomplete short right to L.Donnell (T.Davis).
- 2-10-NYJ 49(12:06) D.Scott right tackle to NYJ 48 for 1 yard (J.Jarrett).
PENALTY on NYG-E.Herman, Offensive Holding, 10 yards, enforced at NYJ 49 - No Play.
- 2-20-NYG 41(11:44) (Shotgun) C.Painter pass incomplete short right to D.Scott.
- 3-20-NYG 41(11:36) (Shotgun) C.Painter pass incomplete short left to J.Jernigan [T.Davis].
- 4-20-NYG 41(11:31) S.Weatherford punts 59 yards to end zone, Center-Z.DeOssie, Touchback.

New York Jets at 11:21

- 1-10-NYJ 20(11:21) M.Sanchez sacked at NYJ 11 for -9 yards (M.Austin).
- 2-19-NYJ 11(10:50) (Shotgun) M.Sanchez pass short middle to J.Collins to NYJ 16 for 5 yards (C.James).
- 3-14-NYJ 16(10:15) (Shotgun) M.Sanchez pass deep middle to R.Spadola to NYJ 34 for 18 yards (T.McBride).P16
- 1-10-NYJ 34(9:42) M.Sanchez pass short right to M.Massaquoi to NYJ 47 for 13 yards (L.Scott).P17
- 1-10-NYJ 47(9:08) (Shotgun) M.Sanchez pass incomplete short middle to K.Bell.
- 2-10-NYJ 47(9:00) K.Bell up the middle to NYJ 44 for -3 yards (A.Tracy, D.Caldwell).
- 3-13-NYJ 44(8:22) (Shotgun) M.Sanchez FUMBLES (Aborted) at NYJ 39, RECOVERED by NYG-M.Herzlich at NYJ 39. M.Herzlich to NYJ 39 for no gain (M.Sanchez).

New York Giants at 8:16

- 1-10-NYJ 39(8:16) C.Painter pass incomplete short middle to L.Donnell (S.Progar).
- 2-10-NYJ 39(8:12) M.Cox left guard to NYJ 40 for -1 yards (I.Trufant, L.Douzable).
- 3-11-NYJ 40(7:32) (Shotgun) C.Painter pass short right to B.Collins pushed ob at NYJ 32 for 8 yards (R.Adams).
- 4-3-NYJ 32(6:40) J.Brown 50 yard field goal is GOOD, Center-Z.DeOssie, Holder-S.Weatherford.

NYJ 14 NYG 18, 4 plays, 7 yards, 1:44 drive, 8:28 elapsed

J.Brown kicks 74 yards from NYG 35 to NYJ -9. M.Edwards, Touchback.

New York Jets at 6:32

- 1-10-NYJ 20(6:32) (Shotgun) M.Sanchez pass short left to K.Bell pushed ob at NYJ 33 for 13 yards (D.Caldwell) [K.Bosworth].P18
- 1-10-NYJ 33(6:00) (Shotgun) M.Sanchez pass deep left to M.Massaquoi ran ob at NYG 44 for 23 yards [M.Austin]. NYJ-M.Sanchez was injured during the play.P19
- 1-10-NYG 44(5:40) (Shotgun) K.Bell up the middle to NYG 43 for 1 yard (M.Herzlich, D.Caldwell). M.Simms in at QB.
- 2-9-NYG 43(5:04) (Shotgun) M.Simms pass incomplete short middle to M.Campbell.
- 3-9-NYG 43(4:58) (Shotgun) M.Simms pass incomplete short right to Z.Rogers [K.Bosworth].
- 4-9-NYG 43(4:53) R.Malone punts 31 yards to NYG 12, Center-P.Scales, fair catch by C.James.

New York Giants at 4:46

- 1-10-NYG 12(4:46) M.Cox right tackle to NYG 11 for -1 yards (D.Walls, L.Douzable).
- 2-11-NYG 11(4:11) M.Cox right end to NYG 10 for -1 yards (I.Trufant).
- 3-12-NYG 10(3:23) (Shotgun) C.Painter sacked at NYG 2 for -8 yards (T.Finau).
- 4-20-NYG 2(3:06) S.Weatherford punts 35 yards to NYG 37, Center-Z.DeOssie, out of bounds.

New York Jets at 2:56

- 1-10-NYG 37(2:56) (Shotgun) M.Simms pass incomplete deep right to R.Spadola.

New York Jets vs New York Giants at MetLife Stadium

| | | |
|-------------|--|-----|
| 2-10-NYG 37 | (2:50) M.Simms pass short right to Z.Rogers pushed ob at NYG 24 for 13 yards (K.Bosworth). | P20 |
| 1-10-NYG 24 | (2:43) (Shotgun) K.Bell up the middle to NYG 22 for 2 yards (M.Herzlich). | |
| 2-8-NYG 22 | (2:12) M.Simms pass deep middle to R.Spadola for 22 yards, TOUCHDOWN. <i>PENALTY on NYJ-M.Simms, Unsportsmanlike Conduct, 15 yards, enforced between downs.</i> N.Folk extra point is GOOD, Center-P.Scales, Holder-R.Malone. | P21 |

NYJ 21 NYG 18, 4 plays, 37 yards, 0:54 drive, 12:58 elapsed

B.Cundiff kicks 80 yards from NYJ 20 to NYG 0. M.Cox to NYG 14 for 14 yards (B.Lockett).

Two-Minute Warning

New York Giants at 2:02, (1st play from scrimmage 1:54)

| | | |
|-------------|--|-----|
| 1-10-NYG 14 | (1:54) (Shotgun) C.Painter pass incomplete short middle to J.Jernigan. | |
| 2-10-NYG 14 | (1:49) (Shotgun) C.Painter pass deep middle to J.Jernigan to NYG 35 for 21 yards (I.Trufant). Timeout #1 by NYG at 01:40. | P12 |
| 1-10-NYG 35 | (1:40) (Shotgun) C.Painter pass short left to D.Scott pushed ob at NYG 40 for 5 yards (D.Lansanah). | |
| 2-5-NYG 40 | (1:33) (Shotgun) C.Painter pass incomplete short right to B.Collins (R.Adams). | |
| 3-5-NYG 40 | (1:26) (Shotgun) C.Painter pass short left to J.Talley to NYJ 49 for 11 yards (J.Bush, D.Walls). | P13 |
| 1-10-NYJ 49 | (1:05) (No Huddle, Shotgun) C.Painter pass short right to B.Collins to NYJ 40 for 9 yards (R.Adams). Timeout #2 by NYG at 01:02. | |
| 2-1-NYJ 40 | (1:02) (Shotgun) C.Painter pass incomplete short right to M.Harris. <i>PENALTY on NYJ-T.Davis, Roughing the Passer, 15 yards, enforced at NYJ 40 - No Play.</i> | X14 |
| 1-10-NYJ 25 | (:58) (Shotgun) C.Painter pass incomplete short left to B.Collins. | |
| 2-10-NYJ 25 | (:53) (Shotgun) C.Painter pass short left to L.Donnell pushed ob at NYJ 22 for 3 yards (J.Jarrett). | |
| 3-7-NYJ 22 | (:47) (Shotgun) C.Painter pass incomplete short right to L.Donnell. | |
| 4-7-NYJ 22 | (:41) J.Brown 40 yard field goal is GOOD, Center-Z.DeOssie, Holder-S.Weatherford. | |

NYJ 21 NYG 21, 10 plays, 64 yards, 1 penalty, 1:25 drive, 14:23 elapsed

J.Brown kicks 65 yards from NYG 35 to end zone, Touchback.

New York Jets at 0:37

| | |
|-------------|---|
| 1-10-NYJ 20 | (:37) (Shotgun) M.Simms pass incomplete short left to J.Collins (M.Herzlich). |
| 2-10-NYJ 20 | (:32) (Shotgun) M.Simms pass short left to M.Madu to NYJ 23 for 3 yards (M.Broha). Timeout #1 by NYJ at 00:25. |
| 3-7-NYJ 23 | (:25) (Shotgun) M.Madu left tackle to NYJ 25 for 2 yards (J.Trattou, A.Ojomo). Timeout #3 by NYG at 00:21. |
| 4-5-NYJ 25 | (:21) R.Quigley punts 39 yards to NYG 36, Center-P.Scales, ball declared dead. |

New York Giants at 0:08

| | |
|-------------|---|
| 1-10-NYG 36 | (:08) (Shotgun) C.Painter pass incomplete deep left to B.Collins. |
| 2-10-NYG 36 | (:02) (Shotgun) C.Painter pass incomplete deep left to B.Collins (D.Walls). |

END OF QUARTER

| | Score | Time Poss | First Downs | | | | Efficiencies | |
|-----------------|-------|-----------|-------------|---|---|---|--------------|--------|
| | | | R | P | X | T | 3 Down | 4 Down |
| New York Jets | 21 | 7:50 | 0 | 6 | 0 | 6 | 1/4 | 0/0 |
| New York Giants | 21 | 7:10 | 0 | 2 | 1 | 3 | 1/6 | 0/0 |

Play By Play

Overtime

8/24/2013

NYG wins toss, elects to Receive, and NYJ elects to defend the North goal.

N.Folk kicks 70 yards from NYJ 35 to NYG -5. L.Scott to NYG 25 for 30 yards (T.Davis, M.Edwards). NYG-L.Scott was injured during the play.

New York Giants at 15:00, (1st play from scrimmage 14:54)

1-10-NYG 25 (14:54) (Shotgun) D.Scott right guard to NYG 22 for -3 yards (D.Lansanah). FUMBLES (D.Lansanah), RECOVERED by NYJ-J.Jarrett at NYG 26. J.Jarrett to NYG 26 for no gain (B.Collins).

New York Jets at 14:47

1-10-NYG 26 (14:47) (Shotgun) K.Bell left tackle to NYG 24 for 2 yards (A.Curry). Direct snap to K.Bell.

2-8-NYG 24 (14:21) (Shotgun) K.Bell right guard to NYG 21 for 3 yards (A.Tracy). Direct snap to K.Bell.

Timeout #1 by NYJ at 13:43.

Timeout #1 by NYG at 13:38.

3-5-NYG 21 (13:43) N.Folk 39 yard field goal is No Good, Wide Right, Center-T.Purdum, Holder-R.Malone.

New York Giants at 13:39

1-10-NYG 30 (13:39) (Shotgun) C.Painter pass incomplete short right to J.Jernigan.

2-10-NYG 30 (13:33) (Shotgun) R.Torain right tackle to NYG 44 for 14 yards (J.Bush, N.Bellore). R15

1-10-NYG 44 (13:03) (Shotgun) C.Painter pass short left to J.Jernigan pushed ob at NYJ 46 for 10 yards (I.Trufant). P16

1-10-NYJ 46 (12:46) (Shotgun) C.Painter Aborted. S.Goodin FUMBLES at NYG 43, recovered by NYG-C.Painter at NYG 43. C.Painter sacked at NYG 42 for -12 yards (Jac.Smith).

2-22-NYG 42 (12:13) (Shotgun) C.Painter pass short right to B.Collins pushed ob at NYJ 41 for 17 yards (R.Adams).

3-5-NYJ 41 (11:38) (Shotgun) C.Painter pass incomplete short right to L.Donnell (R.Adams).

4-5-NYJ 41 (11:31) S.Weatherford punts 37 yards to NYJ 4, Center-Z.DeOssie, downed by NYG-J.Trattou.

New York Jets at 11:20

1-10-NYJ 4 (11:20) M.Simms pass short right to K.Reuland to NYJ 10 for 6 yards (K.Bosworth).

2-4-NYJ 10 (10:42) (Shotgun) M.Simms pass deep middle to R.Spadola pushed ob at NYG 20 for 70 yards (D.Caldwell). P22

1-10-NYG 20 (10:09) M.Simms kneels to NYG 21 for -1 yards (A.Ojomo).

Timeout #2 by NYG at 09:26.

2-11-NYG 21 (9:26) M.Simms pass short middle to Z.Rogers to NYG 15 for 6 yards (K.Bosworth).

3-5-NYG 15 (8:53) M.Madu up the middle to NYG 15 for no gain (K.Bosworth, S.Paysinger).

4-5-NYG 15 (8:13) B.Cundiff 32 yard field goal is GOOD, Center-T.Purdum, Holder-R.Quigley.

NYJ 24 NYG 21, 6 plays, 81 yards, 3:16 drive, 6:56 elapsed

END OF QUARTER

| | Score | Time Poss | First Downs | | | | Efficiencies | |
|-----------------|-------|-----------|-------------|---|---|---|--------------|--------|
| | | | R | P | X | T | 3 Down | 4 Down |
| New York Jets | 24 | 4:24 | 0 | 1 | 0 | 1 | 0/1 | 0/0 |
| New York Giants | 21 | 2:32 | 1 | 1 | 0 | 2 | 0/1 | 0/0 |

Miscellaneous Statistics Report

New York Jets vs New York Giants

8/24/2013 at MetLife Stadium

Ten Longest Plays for New York Jets

| Yards | Qtr | Play Start | Play Description |
|-------|-----|-------------|---|
| 70 | 5 | 2-4-NYJ 10 | (10:42) (Shotgun) M.Simms pass deep middle to R.Spadola pushed ob at NYG 20 for 70 yards (D.Caldwell). |
| 32 | 2 | 3-3-NYJ 27 | (8:33) (Shotgun) G.Smith pass deep left to S.Hill to NYG 41 for 32 yards (P.Amukamara). |
| 24 | 3 | 2-17-NYJ 36 | (12:22) G.Smith pass deep middle to B.Obomanu to NYG 40 for 24 yards (T.Sash). |
| 23 | 4 | 1-10-NYJ 33 | (6:00) (Shotgun) M.Sanchez pass deep left to M.Massaquoi ran ob at NYG 44 for 23 yards [M.Austin]. NYJ-M.Sanchez was injured during the play. |
| 22 | 1 | 3-5-NYG 22 | (9:08) (Shotgun) G.Smith pass short middle to B.Obomanu for 22 yards, TOUCHDOWN. |
| 22 | 4 | 2-8-NYG 22 | (2:12) M.Simms pass deep middle to R.Spadola for 22 yards, TOUCHDOWN. PENALTY on NYJ-M.Simms, Unsportsmanlike Conduct, 15 yards, enforced between downs. |
| 18 | 4 | 3-14-NYJ 16 | (10:15) (Shotgun) M.Sanchez pass deep middle to R.Spadola to NYJ 34 for 18 yards (T.McBride). |
| 16 | 1 | 2-13-NYJ 6 | (2:06) G.Smith pass short middle to C.Ivory to NYJ 22 for 16 yards (R.Mundy, S.Paysinger). |
| 16 | 3 | 1-10-NYG 40 | (11:38) G.Smith pass deep left to K.Winslow to NYG 24 for 16 yards (T.Sash). |
| 13 | 4 | 1-10-NYJ 34 | (9:42) M.Sanchez pass short right to M.Massaquoi to NYJ 47 for 13 yards (L.Scott). |

Ten Longest Plays for New York Giants

| Yards | Qtr | Play Start | Play Description |
|-------|-----|-------------|--|
| 84 | 1 | 1-10-NYG 16 | (14:02) D.Wilson left tackle for 84 yards, TOUCHDOWN. |
| 34 | 2 | 3-10-NYJ 38 | (2:54) (Shotgun) E.Manning pass deep right to H.Nicks to NYJ 4 for 34 yards (K.Wilson). |
| 21 | 4 | 2-10-NYG 14 | (1:49) (Shotgun) C.Painter pass deep middle to J.Jernigan to NYG 35 for 21 yards (I.Trufant). |
| 20 | 2 | 2-10-NYG 19 | (3:35) (Shotgun) E.Manning pass short left to J.Jernigan pushed ob at NYG 39 for 20 yards (D.Harris). |
| 17 | 5 | 2-22-NYG 42 | (12:13) (Shotgun) C.Painter pass short right to B.Collins pushed ob at NYJ 41 for 17 yards (R.Adams). |
| 16 | 3 | 3-1-NYG 23 | (7:28) (Shotgun) C.Painter pass short middle to J.Talley to NYG 39 for 16 yards (D.Walls, J.Bush). |
| 15 | 3 | 1-10-NYG 49 | (5:35) C.Painter pass short middle to L.Donnell to NYJ 36 for 15 yards (J.Bush). |
| 14 | 5 | 2-10-NYG 30 | (13:33) (Shotgun) R.Torain right tackle to NYG 44 for 14 yards (J.Bush, N.Bellore). |
| 11 | 4 | 3-5-NYG 40 | (1:26) (Shotgun) C.Painter pass short left to J.Talley to NYJ 49 for 11 yards (J.Bush, D.Walls). |
| 10 | 2 | 1-10-NYG 34 | (7:37) E.Manning pass short right to B.Pascoe pushed ob at NYG 44 for 10 yards (G.McIntyre, D.Harris). |

Touchdown Scoring Information

| | | Offense | Defense | Special Teams |
|----------------|-----------------|---------|---------|---------------|
| VISITOR | New York Jets | 3 | 0 | 0 |
| HOME | New York Giants | 1 | 0 | 0 |

Player Scoring Information

| Club | Player | TD | Rush TD | Rec TD | KO TD | Punt TD | Int TD | Fum TD | Misc TD | FG | XP | 2Pt Rush | 2Pt Rec | Sfty | Points |
|------|------------|----|---------|--------|-------|---------|--------|--------|---------|----|----|----------|---------|------|--------|
| NYJ | B.Powell | 0 | 1 | 0 | 0 | 0 | 0 | 0 | 0 | 0 | 0 | 0 | 0 | 0 | 6 |
| NYJ | B.Obomanu | 0 | 0 | 1 | 0 | 0 | 0 | 0 | 0 | 0 | 0 | 0 | 0 | 0 | 6 |
| NYJ | R.Spadola | 0 | 0 | 1 | 0 | 0 | 0 | 0 | 0 | 0 | 0 | 0 | 0 | 0 | 6 |
| NYJ | B.Cundiff | 0 | 0 | 0 | 0 | 0 | 0 | 0 | 0 | 1 | 1 | 0 | 0 | 0 | 4 |
| NYJ | N.Folk | 0 | 0 | 0 | 0 | 0 | 0 | 0 | 0 | 0 | 2 | 0 | 0 | 0 | 2 |
| NYG | J.Brown | 0 | 0 | 0 | 0 | 0 | 0 | 0 | 0 | 4 | 1 | 0 | 0 | 0 | 13 |
| NYG | D.Wilson | 0 | 1 | 0 | 0 | 0 | 0 | 0 | 0 | 0 | 0 | 0 | 0 | 0 | 6 |
| NYG | M.Herzlich | 0 | 0 | 0 | 0 | 0 | 0 | 0 | 0 | 0 | 0 | 0 | 0 | 1 | 2 |

Possession Detail

| | First Half | | Second Half | | Game | |
|-----------------------------|------------|------|-------------|------|---------|-------|
| | Visitor | Home | Visitor | Home | Visitor | Home |
| Largest Lead | 0 | 7 | 4 | 4 | 4 | 7 |
| Drives Leading | 0 | 4 | 2 | 4 | 2 | 8 |
| Time of Possession Leading | 0:00 | 7:43 | 3:39 | 6:34 | 3:39 | 14:17 |
| Largest Deficit | -7 | 0 | -4 | -4 | -7 | -4 |
| Drives Trailing | 5 | 0 | 4 | 3 | 9 | 3 |
| Time of Possession Trailing | 12:05 | 0:00 | 9:51 | 9:19 | 21:56 | 9:19 |
| Times Score Tied Up | | 1 | | 1 | | 2 |
| Lead Changes | | 2 | | 4 | | 6 |

Playtime Percentage

Percent of playtime per player on offense, defense and special teams

New York Jets

Offense Defense Special Teams

New York Giants

Offense Defense Special Teams

Saturday, August 24, 2013 at MetLife Stadium

| GIANTS | | | | GIANTS OFFENSE | | | | GIANTS DEFENSE | | | | JETS | | | | | | | | |
|--------|---------------------|-----|------|--------------------|----|---------------------|----|----------------|----|------------------|-----|------------------|------------------|----|------------------|----|-------------------|----|---------------------|-----|
| No | Name | Pos | | WR | 88 | H.Nicks | 82 | R.Randle | 85 | R.Barden | LDE | 91 | J.Tuck | 79 | D.Moore | 98 | A.Tracy | No | Name | Pos |
| 2 | Sinkfield, Terrell | WR | | | 2 | <u>T.Sinkfield</u> | 19 | J.Talley | 13 | M.Harris | | 69 | J.Trattou | | | | | 1 | Quigley, Ryan | P |
| 3 | Brown, Josh | K | | | | | | | | | | | | | | | | 2 | Folk, Nick | K |
| 5 | Weatherford, Steve | P | LT | | 65 | W.Beatty | 61 | <u>A.Holtz</u> | 75 | B.Browning | LDT | 97 | L.Joseph | 74 | <u>J.Hankins</u> | 96 | M.Austin | 3 | Malone, Robert | P |
| 6 | Collins, Brandon | WR | LG | | 77 | K.Boothe | 60 | S.Capers | 68 | M.Jasper | | 78 | M.Kuhn | | | | | 4 | Collins, Joe | WR |
| 8 | Carr, David | QB | | | | | | | | | | 99 | C.Jenkins | 95 | S.Rogers | 93 | M.Patterson | 5 | Simms, Matt | QB |
| 9 | Nassib, Ryan | QB | C | | 64 | D.Baas | 63 | J.Cordle | 79 | S.Goodin | RDT | | | | | | | 6 | Sanchez, Mark | QB |
| 10 | Manning, Eli | QB | | | | | | | | O | | 70 | F.Okam | | | | | 7 | Smith, Geno | QB |
| 12 | Jernigan, Jerrel | WR | | | 74 | M.McCants | | | | | RDE | 90 | J.Pierre-Paul | 94 | M.Kiwanuka | 54 | M.Broha | 8 | Cundiff, Billy | K |
| 13 | Harris, Marcus | WR | | | O | | | | | | | | | | | | | 9 | Rogers, Zach | WR |
| 15 | Hardy, Kevin | WR | | | | | | | | | | 71 | A.Ojomo | | | | | 10 | Holmes, Antonio | WR |
| 17 | Painter, Curtis | QB | RG | | 76 | C.Snee | 73 | J.Brewer | 67 | B.Mosley | SLB | 55 | K.Rivers | 59 | A.Curry | 48 | K.Bosworth | 11 | Kerley, Jeremy | WR |
| 18 | Murphy, Louis | WR | | | 62 | <u>E.Herman</u> | | | | | | 58 | M.Herzlich | 53 | D.Connor | 43 | J.Muasau | 14 | McElroy, Greg | QB |
| 19 | Talley, Julian | WR | | | | | | | | | MLB | | | | | | | 15 | Obomanu, Ben | WR |
| 20 | Amukamara, Prince | CB | RT | | 66 | D.Diehl | 72 | <u>J.Pugh</u> | 61 | <u>A.Holtz</u> | WLB | 52 | S.Paysinger | 57 | J.Williams | 47 | <u>E.Sabino</u> | 16 | Campbell, Michael | WR |
| 21 | Mundy, Ryan | S | | | 74 | M.McCants | | | | | LCB | 23 | C.Webster | 28 | J.Hosley | 36 | T.Frederick | 17 | Edwards, Braylon | WR |
| 22 | Wilson, David | RB | | | O | | | | | | | | | 24 | T.Thomas | | | 18 | Vaughn, Rahsaan | WR |
| 23 | Webster, Corey | CB | | | | | | | | | FS | 27 | S.Brown | 21 | R.Mundy | 41 | D.Caldwell | 19 | Gates, Edmond | WR |
| 24 | Thomas, Terrell | CB | TE | | 83 | B.Myers | 86 | B.Pascoe | 81 | A.Robinson | | 37 | <u>C.James</u> | | | | | 20 | Wilson, Kyle | CB |
| 25 | Hill, Will | S | | | 84 | L.Donnell | 87 | J.Childers | 47 | <u>C.Clement</u> | O | | | | | | | 21 | Lankster, Ellis | CB |
| 26 | Rolle, Antrel | S | | | | | | | | | | 44 | <u>A.Tweedy</u> | | | | | 24 | Bell, Kahlil | RB |
| 27 | Brown, Stevie | S | | | | | | | | | SS | 26 | A.Rolle | 39 | T.Sash | 30 | <u>C.Taylor</u> | 25 | McKnight, Joe | RB |
| 28 | Hosley, Jayron | CB | WR | | 80 | V.Cruz | 18 | L.Murphy | 12 | J.Jernigan | | 25 | W.Hill | | | | | 26 | Landry, Dawan | S |
| 29 | Cox, Michael | RB | | | 15 | K.Hardy | 6 | B.Collins | | | RCB | 20 | P.Amukamara | 31 | A.Ross | 38 | T.McBride | 27 | Milliner, Dee | CB |
| 30 | Taylor, Cooper | S | | | 10 | E.Manning | 8 | D.Carr | 9 | <u>R.Nassib</u> | | 34 | L.Scott | 49 | <u>J.Mertile</u> | | | 29 | Powell, Bilal | RB |
| 31 | Ross, Aaron | CB | QB | | 17 | C.Painter | | | | | | | | | | | | 30 | Walls, Darrin | CB |
| 33 | Scott, Da'Rel | RB | | | 45 | H.Hynoski | 86 | B.Pascoe | 49 | B.Guidugli | O | | | | | | | 31 | Cromartie, Antonio | CB |
| 34 | Scott, Laron | CB | | | | | | | | | | | | | | | | 32 | Bush, Josh | S |
| 35 | Brown, Andre | RB | FB | | | | | | | | | | | | | | | 33 | Ivory, Chris | RB |
| 36 | Frederick, Terrence | CB | | | | | | | | | | | | | | | | 34 | Fletcher, Donnie | CB |
| 37 | James, Charles | CB | | | | | | | | | | | | | | | | 34 | Spann, Chad | RB |
| 38 | McBride, Trumaine | CB | RR | | 22 | D.Wilson | 33 | D.Scott | 46 | R.Torain | | | | | | | | 35 | Trufant, Isaiah | CB |
| 39 | Sash, Tyler | S | | | | | | | | | | | | | | | | 37 | Jarrett, Jaiquawn | S |
| 41 | Caldwell, David | S | | | | | | | | | | | | | | | | 38 | Adams, Royce | DB |
| 43 | Muasau, Jake | LB | | | | | | | | | | | | | | | | 39 | Allen, Antonio | S |
| 44 | Tweedy, Alonzo | S | END | | 96 | M.Wilkerson | 92 | T.Finau | 78 | L.Douzable | WR | 84 | S.Hill | 17 | B.Edwards | 15 | B.Obomanu | 40 | Bohanon, Tommy | FB |
| 45 | Hynoski, Henry | FB | NT | | 93 | K.Ellis | 94 | D.Harrison | 99 | J.Aumavae | | 85 | <u>R.Spadola</u> | 83 | <u>K.Stroud</u> | 16 | M.Campbell | 41 | Madu, Mossis | RB |
| 46 | Torain, Ryan | RB | | | | | | | | | | | | | | | | 42 | Lockett, Bret | S |
| 47 | Clement, Chase | TE | T | | 91 | <u>S.Richardson</u> | 71 | A.Garay | 61 | <u>L.Coleman</u> | | | | | | | | 43 | Edwards, Mike | CB |
| 47 | Sabino, Etienne | LB | | | | | | | | | LT | 60 | D.Ferguson | 75 | <u>O.Aboushi</u> | 69 | <u>T.Gilleo</u> | 44 | Pantale, Chris | TE |
| 48 | Bosworth, Kyle | LB | OLB | | 50 | G.McIntyre | 95 | A.Barnes | 55 | R.Sapp | | 64 | S.Peterman | 67 | <u>B.Winters</u> | 76 | <u>P.Ford</u> | 45 | Miles, Rontez | S |
| 49 | Guidugli, Ben | FB | | | | | | | | | LG | | | | | | | 46 | Purdum, Tanner | LS |
| 49 | Mertile, Junior | CB | | | | | | | | | C | 74 | N.Mangold | 72 | C.Schlauderaff | 70 | E.Cook | 47 | Lansanah, Danny | LB |
| 51 | DeOssie, Zak | LS | WILL | | 56 | D.Davis | 53 | J.Mauga | 47 | D.Lansanah | | | | | | | | 49 | Dickson, JoJo | LB |
| 52 | Paysinger, Spencer | LB | MIKE | | 52 | D.Harris | 54 | N.Bellore | 49 | J.Dickson | | | | | | | | 50 | McIntyre, Garrett | LB |
| 53 | Connor, Dan | LB | | | | | | | | | | | | | | | | 51 | Smith, Jacques | LB |
| 54 | Broha, Matt | DE | OL B | | 97 | C.Pace | 51 | Jac.Smith | 58 | <u>T.Davis</u> | RG | 66 | W.Colon | 62 | V.Ducassee | 65 | <u>W.Campbell</u> | 52 | Harris, David | LB |
| 55 | Rivers, Keith | LB | CB | | 27 | <u>D.Milliner</u> | 20 | K.Wilson | 35 | I.Trufant | RT | 77 | A.Howard | 79 | J.Shugarts | | | 53 | Mauga, Joshua | LB |
| 57 | Williams, Jacquian | LB | | | | | | | | | TE | 87 | J.Cumberland | 81 | K.Winslow | 88 | K.Reuland | 54 | Bellore, Nick | LB |
| 58 | Herzlich, Mark | LB | | | | | | | | | | 82 | H.Smith | 44 | <u>C.Pantale</u> | | | 55 | Sapp, Ricky | LB |
| 59 | Curry, Aaron | LB | CB | | 31 | A.Cromartie | 30 | D.Walls | 21 | E.Lankster | | | | | | | | 56 | Davis, Demario | LB |
| 60 | Capers, Selvish | OL | | | | | | | | | | | | | | | | 58 | Davis, Troy | LB |
| 61 | Holtz, Austin | T | | | | | | | | | WR | 11 | J.Kerley | 19 | E.Gates | 4 | J.Collins | 59 | Progar, Sean | LB |
| 62 | Herman, Eric | G | S | | 39 | A.Allen | 37 | J.Jarrett | 42 | B.Lockett | | 9 | <u>Z.Rogers</u> | 89 | <u>M.Rucker</u> | 10 | S.Holmes | 60 | Ferguson, | T |
| 63 | Cordle, Jim | C | | | | | | | | | | 6 | M.Sanchez | 14 | G.McElroy | 5 | M.Simms | 61 | Coleman, Lanier | DT |
| 64 | Baas, David | C | S | | 26 | D.Landry | 32 | J.Bush | 34 | D.Fletcher | QB | | | | | | | 62 | Ducassee, Vladimir | OL |
| 65 | Beatty, Will | T | | | | | | | | | | 7 | <u>G.Smith</u> | | | | | 63 | Freeman, Dalton | C |
| 66 | Diehl, David | T | | | | | | | | | | 40 | <u>T.Bohanon</u> | | | | | 63 | Smith, Jason | T |
| 67 | Mosley, Brandon | G | | | | | | | | | FB | | | | | | | 64 | Peterman, Stephen | G |
| 68 | Jasper, Michael | G | | | | | | | | | | | | | | | | 65 | Campbell, William | G |
| 69 | Trattou, Justin | DE | | | | | | | | | RB | 29 | B.Powell | 33 | C.Ivory | 25 | J.McKnight | 66 | Colon, Willie | OL |
| 70 | Okam, Frank | DT | | | | | | | | | | 34 | C.Spann | 24 | K.Bell | | | 67 | Winters, Brian | DL |
| 71 | Ojomo, Adewale | DE | | | | | | | | | O | | | | | | | 68 | Scales, Patrick | LS |
| 72 | Pugh, Justin | T | | | | | | | | | | | | | | | | 69 | Gilleo, Trey | OL |
| 73 | Brewer, James | T | | | | | | | | | | | | | | | | 70 | Cook, Erik | C |
| 74 | Hankins, Johnathan | DT | | | | | | | | | | | | | | | | 71 | Garay, Antonio | DL |
| 74 | McCants, Matt | T | | | | | | | | | | | | | | | | 72 | Schlauderaff, Caleb | G |
| 75 | Browning, Bryant | G | | | | | | | | | | | | | | | | 74 | Mangold, Nick | C |
| 76 | Snee, Chris | G | | | | | | | | | | | | | | | | 75 | Aboushi, Oday | OL |
| | | | | GIANTS SPECIALISTS | | | | | | | | JETS SPECIALISTS | | | | | | | | |

New York Jets vs New York Giants
Saturday, August 24, 2013 at MetLife Stadium

77 Boothe, Kevin
78 Kuhn, Markus
79 Goodin, Stephen
79 Moore, Damontre
80 Cruz, Victor

G P
DT
G PK
DE
WR

5 S.Weatherford
3 J.Brown

K 2 N.Folk
n (P 1 R.Quigley

8 B.Cundiff

Field Judge-Edwards, Scott (3); Side Judge-Larrew, Joe (73); Back Judge-Paganelli, Perry (46); Replay Assistant-McGrath, Bobby

76 Ford, Patrick
77 Howard, Austin
78 Douzable, Leger
79 Shugarts, J.B.
81 Winslow, Kellen

G
T
DL
T
TE

New York Jets vs New York Giants
Saturday, August 24, 2013 at MetLife Stadium

New York Giants

New York Jets

New York Giants

| No | Name | Pos | No | Name | Pos | Ht | Wt | Age | Ex | School |
|----|---------------------|-----|----|--------------------|-----|------|-----|-----|----|------------------------|
| 20 | Amukamara, Prince | CB | 2 | Terrell Sinkfield | WR | 6'01 | 192 | 23 | R | Northern Iowa |
| 96 | Austin, Marvin | DT | 3 | Josh Brown | K | 6'00 | 205 | 34 | 11 | Nebraska |
| 64 | Baas, David | C | 5 | Steve Weatherford | P | 6'02 | 211 | 31 | 8 | Illinois |
| 85 | Barden, Ramses | WR | 6 | Brandon Collins | WR | 5'11 | 180 | 24 | 1 | Southeastern Louisiana |
| 65 | Beatty, Will | T | 8 | David Carr | QB | 6'03 | 212 | 34 | 12 | Fresno State |
| 77 | Boothe, Kevin | G | 9 | Ryan Nassib | QB | 6'03 | 227 | 23 | R | Syracuse |
| 48 | Bosworth, Kyle | LB | 10 | Eli Manning | QB | 6'04 | 218 | 32 | 10 | Mississippi |
| 73 | Brewer, James | T | 12 | Jerrel Jeranian | WR | 5'08 | 189 | 24 | 3 | Troy |
| 54 | Broha, Matt | DE | 13 | Marcus Harris | WR | 6'01 | 185 | 24 | 1 | Murray State |
| 35 | Brown, Andre | RB | 15 | Kevin Hardy | WR | 6'00 | 186 | 23 | 1 | Citadel |
| 3 | Brown, Josh | K | 17 | Curtis Painter | QB | 6'04 | 230 | 28 | 4 | Purdue |
| 27 | Brown, Stevie | S | 18 | Louis Murphy | WR | 6'02 | 200 | 26 | 5 | Florida |
| 75 | Browning, Bryant | G | 19 | Julian Talley | WR | 6'02 | 192 | 24 | 1 | Massachusetts |
| 41 | Caldwell, David | S | 20 | Prince Amukamara | CB | 6'00 | 207 | 24 | 3 | Nebraska |
| 60 | Capers, Selvish | OL | 21 | Ryan Mundy | S | 6'01 | 209 | 28 | 5 | West Virginia |
| 8 | Carr, David | QB | 22 | David Wilson | RB | 5'10 | 205 | 22 | 2 | Virginia Tech |
| 87 | Childers, Jamie | TE | 23 | Corey Webster | CB | 6'00 | 200 | 31 | 9 | Louisiana State |
| 47 | Clement, Chase | TE | 24 | Terrell Thomas | CB | 6'00 | 191 | 28 | 4 | Southern California |
| 6 | Collins, Brandon | WR | 25 | Will Hill | S | 6'01 | 207 | 23 | 2 | Florida |
| 53 | Connor, Dan | LB | 26 | Antrel Rolle | S | 6'00 | 206 | 31 | 9 | Miami |
| 63 | Cordle, Jim | C | 27 | Stevie Brown | S | 5'11 | 215 | 26 | 4 | Michigan |
| 29 | Cox, Michael | RB | 28 | Jayron Hosley | CB | 5'10 | 171 | 23 | 2 | Virginia Tech |
| 80 | Cruz, Victor | WR | 29 | Michael Cox | RB | 6'03 | 214 | 24 | R | Massachusetts |
| 59 | Curry, Aaron | LB | 30 | Cooper Taylor | S | 6'05 | 235 | 23 | R | Richmond |
| 51 | DeOssie, Zak | LS | 31 | Aaron Ross | CB | 6'00 | 190 | 31 | 7 | Texas |
| 66 | Diehl, David | T | 33 | Da'Rel Scott | RB | 5'11 | 210 | 25 | 3 | Maryland |
| 84 | Donnell, Larry | TE | 34 | Laron Scott | CB | 5'09 | 179 | 26 | 1 | Georgia Southern |
| 36 | Frederick, Terrence | CB | 35 | Andre Brown | RB | 6'00 | 227 | 27 | 3 | North Carolina State |
| 79 | Goodin, Stephen | G | 36 | Terrence Frederick | CB | 5'10 | 187 | 23 | 1 | Texas A&M |
| 49 | Guidugli, Ben | FB | 37 | Charles James | CB | 5'09 | 179 | 23 | R | Charleston Southern |
| 74 | Hankins, Johnathan | DT | 38 | Trumaine McBride | CB | 5'09 | 185 | 28 | 4 | Mississippi |
| 15 | Hardy, Kevin | WR | 39 | Tyler Sash | S | 6'01 | 215 | 25 | 3 | Iowa |
| 13 | Harris, Marcus | WR | 41 | David Caldwell | S | 5'11 | 212 | 26 | 2 | William & Mary |
| 62 | Herman, Eric | G | 43 | Jake Muasau | LB | 6'01 | 243 | 23 | 1 | Georgia State |
| 58 | Herzlich, Mark | LB | 44 | Alonzo Tweedy | S | 6'02 | 193 | 24 | R | Virginia Tech |
| 25 | Hill, Will | S | 45 | Henry Hynoski | FB | 6'01 | 266 | 25 | 3 | Pittsburgh |
| 61 | Holtz, Austin | T | 46 | Ryan Torain | RB | 6'01 | 218 | 27 | 3 | Arizona State |
| 28 | Hosley, Jayron | CB | 47 | Chase Clement | TE | 6'05 | 265 | 24 | R | Louisiana State |
| 45 | Hynoski, Henry | FB | 47 | Etienne Sabino | LB | 6'03 | 237 | 23 | R | Ohio State |
| 37 | James, Charles | CB | 48 | Kyle Bosworth | LB | 6'01 | 236 | 27 | 3 | UCLA |
| 68 | Jasper, Michael | G | 49 | Ben Guidugli | FB | 6'01 | 230 | 26 | 1 | Cincinnati |
| 99 | Jenkins, Cullen | DT | 49 | Junior Mertile | CB | 6'01 | 197 | 24 | R | Florida International |
| 12 | Jeranian, Jerrel | WR | 51 | Zak DeOssie | LS | 6'04 | 249 | 29 | 7 | Brown |
| 97 | Joseph, Linval | DT | 52 | Spencer Paysinger | LB | 6'02 | 236 | 25 | 3 | Oregon |
| 94 | Kiwanuka, Mathias | DE | 53 | Dan Connor | LB | 6'02 | 231 | 28 | 6 | Penn State |
| 70 | Kuhn, Markus | DT | 54 | Matt Broha | DE | 6'04 | 255 | 24 | 1 | Louisiana Tech |
| 18 | Manning, Eli | QB | 55 | Keith Rivers | LB | 6'02 | 235 | 27 | 5 | Southern California |
| 38 | McBride, Trumaine | CB | 57 | Jacquian Williams | LB | 6'03 | 224 | 25 | 3 | South Florida |
| 74 | McCants, Matt | T | 58 | Mark Herzlich | LB | 6'04 | 246 | 26 | 3 | Boston College |
| 49 | Mertile, Junior | CB | 59 | Aaron Curry | LB | 6'02 | 255 | 27 | 4 | Wake Forest |
| 79 | Moore, Damontre | DE | 60 | Selvish Capers | OL | 6'05 | 315 | 27 | 2 | West Virginia |
| 67 | Mosley, Brandon | G | 61 | Austin Holtz | T | 6'05 | 300 | 24 | R | Ball State |
| 43 | Muasau, Jake | LB | 62 | Eric Herman | G | 6'04 | 319 | 24 | R | Ohio |
| 21 | Mundy, Ryan | S | 63 | Jim Cordle | C | 6'03 | 320 | 26 | 3 | Ohio State |
| 18 | Murphy, Louis | WR | 64 | David Baas | C | 6'04 | 312 | 32 | 9 | Michigan |
| 83 | Myers, Brandon | TE | 65 | Will Beatty | T | 6'06 | 319 | 28 | 5 | Connecticut |
| 9 | Nassib, Ryan | QB | 66 | David Diehl | T | 6'05 | 304 | 33 | 11 | Illinois |
| 88 | Nicks, Hakeem | WR | 67 | Brandon Mosley | G | 6'06 | 310 | 25 | 1 | Auburn |
| 71 | Ojomo, Adewale | DE | 68 | Michael Jasper | G | 6'04 | 383 | 27 | 1 | Bethel, Tenn. |
| 70 | Okam, Frank | DT | 69 | Justin Trattou | DE | 6'04 | 255 | 25 | 2 | Florida |
| 17 | Painter, Curtis | QB | 70 | Frank Okam | DT | 6'05 | 350 | 28 | 5 | Texas |
| 86 | Pascoe, Bear | TE | 71 | Adewale Ojomo | DE | 6'04 | 270 | 25 | 1 | Miami |
| 93 | Patterson, Mike | DT | 72 | Justin Pugh | T | 6'05 | 297 | 23 | R | Syracuse |
| 52 | Paysinger, Spencer | LB | 73 | James Brewer | T | 6'06 | 330 | 26 | 2 | Indiana |
| 90 | Pierre-Paul, Jason | DE | 74 | Johnathan Hankins | DT | 6'03 | 322 | 21 | R | Ohio State |
| 72 | Pugh, Justin | T | 74 | Matt McCants | T | 6'06 | 309 | 24 | 1 | Alabama-Birmingham |
| 82 | Randle, Ruben | WR | 75 | Bryant Browning | G | 6'04 | 312 | 25 | 1 | Ohio State |
| 55 | Rivers, Keith | LB | 76 | Chris Snee | G | 6'03 | 305 | 31 | 10 | Boston College |
| 81 | Robinson, Adrien | TE | 77 | Kevin Boothe | G | 6'05 | 320 | 30 | 7 | Cornell |
| 95 | Rogers, Shaun | DT | 78 | Markus Kuhn | DT | 6'04 | 303 | 24 | 2 | North Carolina State |
| 26 | Rolle, Antrel | S | 79 | Stephen Goodin | G | 6'06 | 310 | 25 | 1 | Nebraska-Kearney |

New York Jets

| No | Name | Pos | Ht | Wt | Age | Ex | School | No | Name | Pos |
|----|-----------------------|-----|------|-----|-----|----|---------------------|----|---------------------|-----|
| 1 | Ryan Quigley | P | 6'03 | 188 | 23 | 1 | Boston College | 75 | Aboushi, Oday | OL |
| 2 | Nick Folk | K | 6'01 | 222 | 29 | 7 | Arizona | 38 | Adams, Royce | DB |
| 3 | Robert Malone | P | 6'02 | 215 | 25 | 3 | Fresno State | 39 | Allen, Antonio | S |
| 4 | Joe Collins | WR | 6'03 | 195 | 25 | 1 | Weber State | 99 | Aumavae, Junior | DT |
| 5 | Matt Simms | QB | 6'03 | 210 | 25 | 1 | Tennessee | 95 | Barnes, Antwan | LB |
| 6 | Mark Sanchez | QB | 6'02 | 225 | 27 | 5 | Southern California | 24 | Bell, Kahlil | RB |
| 7 | Geno Smith | QB | 6'03 | 220 | 23 | R | West Virginia | 54 | Bellore, Nick | LB |
| 8 | Billy Cundiff | K | 6'01 | 212 | 33 | 10 | Drake | 40 | Bohanon, Tommy | FB |
| 9 | Zach Rogers | WR | 6'00 | 172 | 23 | R | Tennessee | 32 | Bush, Josh | S |
| 10 | Santonio Holmes | WR | 5'11 | 192 | 29 | 8 | Ohio State | 16 | Campbell, Michael | WR |
| 11 | Jeremy Kerley | WR | 5'09 | 188 | 25 | 3 | Texas Christian | 65 | Campbell, William | G |
| 14 | Greg McElroy | QB | 6'02 | 220 | 25 | 1 | Alabama | 61 | Coleman, Lanier | DT |
| 15 | Ben Obomanu | WR | 6'01 | 204 | 30 | 6 | Auburn | 4 | Collins, Joe | WR |
| 16 | Michael Campbell | WR | 6'02 | 205 | 24 | 1 | Temple | 66 | Colon, Willie | OL |
| 17 | Braylon Edwards | WR | 6'03 | 214 | 30 | 9 | Michigan | 70 | Cook, Erik | C |
| 18 | Rahsaan Vaughn | WR | 6'02 | 198 | 23 | R | Oregon | 98 | Coples, Quinton | LB |
| 19 | Edmond Gates | WR | 5'11 | 197 | 27 | 3 | Abilene Christian | 31 | Cromartie, Antonio | CB |
| 20 | Kyle Wilson | CB | 5'10 | 190 | 26 | 4 | Boise State | 87 | Cumberland, Jeff | TE |
| 21 | Ellis Lankster | CB | 5'09 | 190 | 27 | 4 | West Virginia | 8 | Cundiff, Billy | K |
| 24 | Kahlil Bell | RB | 5'11 | 219 | 27 | 4 | UCLA | 56 | Davis, Demario | LB |
| 25 | Joe McKnight | RB | 5'11 | 205 | 25 | 4 | Southern California | 58 | Davis, Troy | LB |
| 26 | Dawan Landry | S | 6'00 | 210 | 31 | 7 | Georgia Tech | 49 | Dickson, JoJo | LB |
| 27 | Dee Milliner | CB | 6'01 | 200 | 22 | R | Alabama | 78 | Douzable, Leger | DL |
| 29 | Bilal Powell | RB | 5'10 | 204 | 25 | 3 | Louisville | 62 | Ducassee, Vladimir | OL |
| 30 | Darrin Walls | CB | 6'00 | 190 | 25 | 3 | Notre Dame | 17 | Edwards, Braylon | WR |
| 31 | Antonio Cromartie | CB | 6'02 | 210 | 29 | 8 | Florida State | 43 | Edwards, Mike | CB |
| 32 | Josh Bush | S | 5'11 | 205 | 24 | 2 | Wake Forest | 93 | Ellis, Kenrick | DT |
| 33 | Chris Ivory | RB | 6'00 | 222 | 25 | 4 | Tiffin | 60 | Ferguson, T | T |
| 34 | Donnie Fletcher | CB | 6'00 | 201 | 23 | 2 | Boston College | 92 | Finau, Tevita | DT |
| 34 | Chad Spann | RB | 5'09 | 198 | 25 | 1 | Northern Illinois | 34 | Fletcher, Donnie | CB |
| 35 | Isaiah Trufant | CB | 5'08 | 170 | 31 | 3 | Eastern Washington | 2 | Folk, Nick | K |
| 37 | Jaiquawn Jarrett | S | 6'00 | 196 | 24 | 2 | Temple | 76 | Ford, Patrick | G |
| 38 | Royce Adams | DB | 5'10 | 192 | 25 | 1 | Purdue | 63 | Freeman, Dalton | C |
| 39 | Antonio Allen | S | 6'01 | 202 | 25 | 2 | South Carolina | 71 | Garay, Antonio | DL |
| 40 | Tommy Bohanon | FB | 6'02 | 245 | 23 | R | Wake Forest | 19 | Gates, Edmond | WR |
| 41 | Mossis Madu | RB | 6'00 | 197 | 26 | 2 | Oklahoma | 69 | Gilleo, Trey | OL |
| 42 | Bret Lockett | S | 6'01 | 220 | 27 | 2 | UCLA | 52 | Harris, David | LB |
| 43 | Mike Edwards | CB | 5'10 | 180 | 22 | R | Hawaii | 94 | Harrison, Damon | DL |
| 44 | Chris Pantale | TE | 6'06 | 255 | 23 | R | Boston College | 84 | Hill, Stephen | WR |
| 45 | Rontez Miles | S | 6'01 | 210 | 25 | R | California, Pa. | 10 | Holmes, Santonio | WR |
| 46 | Tanner Purdum | LS | 6'03 | 270 | 29 | 4 | Baker | 77 | Howard, Austin | T |
| 47 | Danny Lansanah | LB | 6'01 | 238 | 28 | 2 | Connecticut | 33 | Ivory, Chris | RB |
| 49 | JoJo Dickson | LB | 6'02 | 235 | 24 | 1 | Idaho | 37 | Jarrett, Jaiquawn | S |
| 50 | Garrett McIntyre | LB | 6'03 | 255 | 29 | 3 | Fresno State | 11 | Kerley, Jeremy | WR |
| 51 | Jacques Smith | LB | 6'04 | 255 | 23 | 1 | Missouri | 26 | Landry, Dawan | S |
| 52 | David Harris | LB | 6'02 | 250 | 29 | 7 | Michigan | 21 | Lankster, Ellis | CB |
| 53 | Joshua Mauga | LB | 6'01 | 245 | 26 | 4 | Nevada | 47 | Lansanah, Danny | LB |
| 54 | Nick Bellore | LB | 6'01 | 250 | 24 | 3 | Central Michigan | 42 | Lockett, Bret | S |
| 55 | Ricky Sapp | LB | 6'04 | 252 | 27 | 2 | Clemson | 41 | Madu, Mossis | RB |
| 56 | Demario Davis | LB | 6'03 | 230 | 24 | 2 | Arkansas State | 3 | Malone, Robert | P |
| 58 | Troy Davis | LB | 6'02 | 249 | 22 | R | Central Florida | 74 | Mangold, Nick | C |
| 59 | Sean Progar | LB | 6'02 | 254 | 23 | R | Northern Illinois | 86 | Massaquoi, Mohamed | WR |
| 60 | D'Brickashaw Ferguson | T | 6'06 | 310 | 30 | 8 | Virginia | 53 | Mauga, Joshua | LB |
| 61 | Lanier Coleman | DT | 6'05 | 296 | 27 | R | Louisiana-Lafayette | 14 | McElroy, Greg | QB |
| 62 | Vladimir Ducasse | OL | 6'05 | 325 | 26 | 4 | Massachusetts | 50 | McIntyre, Garrett | LB |
| 63 | Dalton Freeman | C | 6'05 | 265 | 23 | R | Clemson | 25 | McKnight, Joe | RB |
| 63 | Jason Smith | T | 6'05 | 307 | 27 | 5 | Baylor | 45 | Miles, Rontez | S |
| 64 | Stephen Peterman | G | 6'04 | 323 | 31 | 9 | Louisiana State | 27 | Milliner, Dee | CB |
| 65 | William Campbell | G | 6'05 | 308 | 22 | R | Michigan | 15 | Obomanu, Ben | WR |
| 66 | Willie Colon | OL | 6'03 | 315 | 30 | 5 | Hofstra | 97 | Pace, Calvin | LB |
| 67 | Brian Winters | DL | 6'05 | 310 | 22 | R | Kent State | 44 | Pantale, Chris | TE |
| 68 | Patrick Scales | LS | 6'03 | 244 | 25 | 1 | Utah State | 64 | Peterman, Stephen | G |
| 69 | Trey Gilleo | OL | 6'06 | 280 | 24 | R | Northern Arizona | 29 | Powell, Bilal | RB |
| 70 | Erik Cook | C | 6'06 | 320 | 26 | 2 | New Mexico | 59 | Progar, Sean | LB |
| 71 | Antonio Garay | DL | 6'04 | 303 | 34 | 7 | Boston College | 46 | Purdum, Tanner | LS |
| 72 | Caleb Schlauderaff | G | 6'04 | 302 | 26 | 2 | Utah | 1 | Quigley, Ryan | P |
| 74 | Nick Mangold | C | 6'04 | 307 | 29 | 8 | Ohio State | 88 | Reuland, Konrad | TE |
| 75 | Oday Aboushi | OL | 6'06 | 310 | 22 | R | Virginia | 91 | Richardson, Sheldon | DL |
| 76 | Patrick Ford | G | 6'06 | 305 | 23 | R | Eastern Kentucky | 9 | Rogers, Zach | WR |
| 77 | Austin Howard | T | 6'07 | 333 | 26 | 3 | Northern Iowa | 89 | Rucker, Marcus | WR |
| 78 | Leger Douzable | DL | 6'04 | 284 | 27 | 4 | Central Florida | 6 | Sanchez, Mark | QB |

New York Giants

| | | | | | | | | | | |
|----|--------------------|----|----|-------------------|----|------|-----|----|----|---------------------|
| 31 | Ross, Aaron | CB | 79 | Damontre Moore | DE | 6'05 | 248 | 21 | R | Texas A&M |
| 47 | Sabino, Etienne | LB | 80 | Victor Cruz | WR | 6'02 | 204 | 27 | 4 | Massachusetts |
| 39 | Sash, Tyler | S | 81 | Adrien Robinson | TE | 6'04 | 267 | 25 | 1 | Cincinnati |
| 33 | Scott, Da'Rel | RB | 82 | Rueben Randle | WR | 6'04 | 208 | 22 | 2 | Louisiana State |
| 34 | Scott, Laron | CB | 83 | Brandon Myers | TE | 6'04 | 250 | 28 | 5 | Iowa |
| 2 | Sinkfield, Terrell | WR | 84 | Larry Donnell | TE | 6'05 | 265 | 25 | 1 | Grambling |
| 76 | Snee, Chris | G | 85 | Ramses Barden | WR | 6'06 | 227 | 27 | 5 | Cal Poly |
| 19 | Talley, Julian | WR | 86 | Bear Pascoe | TE | 6'05 | 283 | 27 | 5 | Fresno State |
| 30 | Taylor, Cooper | S | 87 | Jamie Childers | TE | 6'05 | 230 | 25 | 1 | Coastal Carolina |
| 24 | Thomas, Terrell | CB | 88 | Hakeem Nicks | WR | 6'01 | 208 | 25 | 5 | North Carolina |
| 46 | Torain, Ryan | RB | 90 | Jason Pierre-Paul | DE | 6'05 | 278 | 24 | 4 | South Florida |
| 98 | Tracy, Adrian | DE | 91 | Justin Tuck | DE | 6'05 | 268 | 30 | 9 | Notre Dame |
| 69 | Trattou, Justin | DE | 93 | Mike Patterson | DT | 6'01 | 300 | 30 | 9 | Southern California |
| 91 | Tuck, Justin | DE | 94 | Mathias Kiwanuka | DE | 6'05 | 267 | 30 | 8 | Boston College |
| 44 | Tweedy, Alonzo | S | 95 | Shaun Rogers | DT | 6'04 | 350 | 34 | 12 | Texas |
| 5 | Weatherford, Steve | P | 96 | Marvin Austin | DT | 6'02 | 312 | 24 | 2 | North Carolina |
| 23 | Webster, Corey | CB | 97 | Linval Joseph | DT | 6'04 | 323 | 25 | 4 | East Carolina |
| 57 | Williams, Jacquian | LB | 98 | Adrian Tracy | DE | 6'02 | 245 | 26 | 2 | William & Mary |
| 22 | Wilson, David | RB | 99 | Cullen Jenkins | DT | 6'02 | 305 | 32 | 10 | Central Michigan |

Head Coach: Tom Coughlin

Assistant Coaches: Joe Danos (Strength and Conditioning Assistant & Performance Manager), Perry Fewell (Defensive Coordinator), Pat Flaherty (Offensive Line), Kevin Gilbride (Offensive Coordinator), Kevin M. Gilbride (Wide Receivers), Peter Giunta (Secondary/Corners), Jim Herrmann (Linebackers), Jerald Ingram (Running Backs), Larry Izzo (Assistant Special Teams), Robert Leonard (Quality Control-Defense), David Merritt (Secondary/Safeties), Robert Nunn (Defensive Line), Jerry Palmieri (Strength and Conditioning), Markus Paul (Assistant Strength and Conditioning), Mike Pope (Tight Ends), Tom Quinn (Special Teams), Ryan Roeder (Quality Control-Offense), Sean Ryan (Quarterbacks), Lunda Wells (Assistant Offensive Line)

New York Jets

| | | | | | | | | | | |
|----|--------------------|----|------|-----|----|----|-----------------------|----|---------------------|----|
| 79 | J.B. Shugarts | T | 6'07 | 300 | 24 | 1 | Ohio State | 55 | Sapp, Ricky | LB |
| 81 | Kellen Winslow | TE | 6'04 | 240 | 30 | 7 | Miami | 68 | Scales, Patrick | LS |
| 82 | Hayden Smith | TE | 6'07 | 245 | 28 | 2 | Metropolitan State - | 72 | Schlauderaff, Caleb | G |
| 83 | K.J. Stroud | WR | 6'03 | 205 | 24 | R | Bethune-Cookman | 79 | Shugarts, J.B. | T |
| 84 | Stephen Hill | WR | 6'05 | 206 | 22 | 2 | Georgia Tech | 5 | Simms, Matt | QB |
| 85 | Ryan Spadola | WR | 6'03 | 205 | 22 | R | Lehigh | 7 | Smith, Geno | QB |
| 86 | Mohamed Massaquoi | WR | 6'02 | 207 | 27 | 5 | Georgia | 82 | Smith, Hayden | TE |
| 87 | Jeff Cumberland | TE | 6'04 | 260 | 26 | 3 | Illinois | 51 | Smith, Jacques | LB |
| 88 | Konrad Reuland | TE | 6'04 | 260 | 26 | 2 | Stanford | 63 | Smith, Jason | T |
| 89 | Marcus Rucker | WR | 6'04 | 190 | 23 | R | Memphis | 85 | Spadola, Ryan | WR |
| 91 | Sheldon Richardson | DL | 6'04 | 295 | 23 | R | Missouri | 34 | Spann, Chad | RB |
| 92 | Tevita Finau | DT | 6'04 | 283 | 27 | 1 | Utah | 83 | Stroud, K.J. | WR |
| 93 | Kenrick Ellis | DT | 6'05 | 330 | 26 | 3 | Hampton | 35 | Trufant, Isaiah | CB |
| 94 | Damon Harrison | DL | 6'04 | 350 | 25 | 2 | William Penn | 18 | Vaughn, Rahsaan | WR |
| 95 | Antwan Barnes | LB | 6'01 | 251 | 29 | 7 | Florida International | 30 | Walls, Darrin | CB |
| 96 | Muhammad Wilkerson | DL | 6'04 | 315 | 24 | 3 | Temple | 96 | Wilkerson, Muhammad | DL |
| 97 | Calvin Pace | LB | 6'04 | 265 | 33 | 11 | Wake Forest | 20 | Wilson, Kyle | CB |
| 98 | Quinton Coples | LB | 6'06 | 281 | 23 | 2 | North Carolina | 81 | Winslow, Kellen | TE |
| 99 | Junior Aumavae | DT | 6'02 | 310 | 27 | 1 | Minn. State-Mankato | 67 | Winters, Brian | DL |

Head Coach: Rex Ryan

Assistant Coaches: Louie Aguiar (Assistant Special Teams), Bob April III (Quality Control-Defense), Mike Devlin (Offensive Line), Karl Dunbar (Defensive Line), Justus Galac (Head Strength and Conditioning), Steve Hagen (Tight Ends), Ron Heller (Assistant Offensive Line), Ben Kotwica (Special Teams Coordinator), Sanjay Lal (Wide Receivers), David Lee (Quarterbacks), Anthony Lynn (Assistant Head Coach/Running Backs), Tim McDonald (Defensive Backs), Marty Mornhinweg (Offensive Coordinator), Pierre Ngo (Assistant Strength and Conditioning), Paul Ricci (Assistant Strength and Conditioning), Brian Smith (Assistant Defensive Backs), Tony Sparano Jr. (Offensive Intern), Dennis Thurman (Defensive Coordinator), Brian Van Gorder (Linebackers), Jeff Weeks (Defensive Assistant-Defensive Line/Linebackers)

MEDIA DIRECTORY



2013 NEW YORK GIANTS MEDIA DIRECTORY



Peter John-Baptiste



DeAndre Phillips



Phyllis Hayes



Pat Hanlon



Kevin Acevedo



Bob Walsh

PETER JOHN-BAPTISTE, VICE PRESIDENT OF COMMUNICATIONS

DeANDRE PHILLIPS, COMMUNICATIONS MANAGER

PHYLLIS HAYES, ASSISTANT

PAT HANLON, SENIOR VICE PRESIDENT OF COMMUNICATIONS

KEVIN ACEVEDO, COMMUNICATIONS INTERN

BOB WALSH, COMMUNICATIONS INTERN

Office Address:

Quest Diagnostics Training Center
1925 Giants Drive
East Rutherford, NJ 07073
(201) 935-8111
FAX: (201) 935-8493
Conference Call: (201) 939-5845

Stadium Address:

MetLife Stadium
One MetLife Stadium Drive
East Rutherford, NJ 07073
(201) 559-1500

Main Press Box:
(201) 559-2973

Press Box Wireless: Yes

Press Gate and Will Call Information: Pepsi Gate, West Side

Staff Contact Information:

John-Baptiste:

Office: (201) 935-8111 Ext. 1033

Cellular: (201) 638-4415

E-mail Address: john-baptiste@giants.NFL.net

Phillips:

Office: (201) 935-8111 Ext. 1016

Cellular: (305) 479-7530

E-mail Address: deandre.phillips@giants.NFL.net

Hanlon:

Office: (201) 939-2036

Cellular: (201) 638-4406

E-mail Address: hanlon@giants.NFL.net

Hayes:

Office: (201) 935-8111 Ext. 1019

Cellular: (201) 638-1753

E-mail Address: hayes@giants.NFL.net

Acevedo:

Office: (201) 935-8111 Ext. 7911

E-mail Address: kevin.acevedo@giants.NFL.net

Walsh:

Office: (201) 935-8111 Ext. 6102

E-mail Address: bob.walsh@giants.NFL.net

Other Important Contacts:

Airline Rep: Michael O'Brien, United Airlines,
(713)324-9149

Pool Reporter: Tom Rock

(Ralph Vacchiano - alternate)

Telephone Company Contact: Michael Dolack; mdolack@metlifestadium.com; (201) 559-1611

Emergency Medical Information: Hackensack Medical Center,
Hackensack, NJ (201)996-2000
Dr. Kameno Bell: 773/497-1081

Important Websites/Information:

Website: Giants.com

Facebook: Facebook.com/nygiants

Twitter: @Giants

PRESEASON AND REGULAR SEASON SCHEDULE (All times eastern)

Preseason

Aug. 10 at PittsburghW, 18-13
Aug. 18 IndianapolisL, 20-12
Aug. 24 Jets.....L, 24-21 (OT)
Aug. 29 at New England.....7:30 p.m.

Regular Season

Sept. 8 at Dallas8:30 p.m.
Sept. 15 Denver4:25 p.m.
Sept. 22 at Carolina.....1:00 p.m.
Sept. 29 at Kansas City.....1:00 p.m.
Oct. 6 Philadelphia.....1:00 p.m.
Oct. 10 at Chicago8:25 p.m.

Oct. 21 Minnesota.....8:40 p.m.
Oct. 27 at Philadelphia.....1:00 p.m.
Bye Week
Nov. 10 Oakland1:00 p.m.
Nov. 17 Green Bay.....8:30 p.m.*
Nov. 24 Dallas4:25 p.m.*
Dec. 1 at Washington.....8:30 p.m.
Dec. 8 at San Diego.....4:25 p.m.*
Dec. 15 Seattle.....1:00 p.m.*
Dec. 22 at Detroit4:05 p.m.*
Dec. 29 Washington1:00 p.m.*

*Times subject to change

TO PRACTICE FACILITY (located just west of MetLife Stadium): Exit airport onto New Jersey Turnpike- North. Follow the Western Spur-take Exit 16W). Follow signs to Route 3 West. Take Sports Complex Exit. At end of ramp, turn right and make second left into Quest Diagnostics Training Center parking lot.

DIRECTIONS TO PRACTICE FACILITY AND STADIUM FROM LINCOLN AND HOLLAND TUNNELS OR BROOKLYN-STATEN ISLAND BRIDGE CROSSINGS

TO STADIUM: Take New Jersey Turnpike-North. Follow Route 3 West to the Sports Complex. Follow signs to Lot M (Media Parking).

TO PRACTICE FACILITY: After exiting bridge follow signs to New Jersey Turnpike - South. Exit Turnpike at Exit 16W. Take Sports Complex Exit (next exit after Turnpike exit). At end of ramp, turn right and make second left into Quest Diagnostics Training parking lot.

RESTAURANTS

Outback Steakhouse, 194 Route 17, Rochelle Park, NJ, 201/843-8445, 7 days a week, Mon.-Thurs.

4:00-10:30 P.M., Fri. 4:00-11:30 P.M., Sat. 3:00-11:30 P.M., Sun. 3:00-10:00 P.M.

Park & Orchard, 240 Hackensack Street, East Rutherford, NJ, 201/939-9292, 7 days a week, lunch, dinner, Mon-Thurs. noon-10 PM., Sat. 4:45-10:00 PM., Sun. 2:00-9:00 PM.

NOTES

[illegible]