



PATRIOTS CLOSE OUT PRESEASON AGAINST THE GIANTS

MEDIA SCHEDULE

MONDAY, AUGUST 26

12:45-1:00 p.m. Bill Belichick Media Availability
(Red Level Press Box)

1:20 p.m. Practice

5:15-6:00 p.m. Open Locker Room

TUESDAY, AUGUST 27

12:45-1:00 p.m. Bill Belichick Media Availability
(Red Level Press Box)

1:20 p.m. Practice

4:45-5:30 p.m. Open Locker Room

6:00-9:00 p.m. New England Patriots
Charitable Foundation
"Patriots Premiere" on the
field at Gillette Stadium

6:00-6:30 p.m. Media will be escorted to the
field for interviews with past
Ron Burton Community
Service award Winners.

6:30 -9:00 p.m. Media will be allowed to
observe the "Patriots Premiere
from the Red Level Press Box

TUESDAY, AUGUST 28

Team Walkthrough - No Media Availability

THURSDAY, AUGUST 29

7:30 p.m. - Patriots vs. New York Giants

2013 PATRIOTS SCHEDULE

PRESEASON (2-1)

Fri., Aug. 9 at Philadelphia 31-22 W

Fri., Aug. 16 Tampa Bay 25-21 W

Thurs., Aug. 22 at Detroit 9-40 L

Thurs., Aug. 29 N.Y. Giants 7:30 p.m. WBZ

REGULAR SEASON

Sun., Sept. 8 at Buffalo 1:00 p.m. CBS

Thurs., Sept. 12 N.Y. Jets 8:25 p.m. NFL Net.

Sun., Sept. 22 Tampa Bay 1:00 p.m. FOX

Sun., Sept. 29 at Atlanta 8:30 p.m. NBC

Sun., Oct. 6 at Cincinnati 1:00 p.m. CBS

Sun., Oct. 13 New Orleans 4:25 p.m. FOX

Sun., Oct. 20 at N.Y. Jets 1:00 p.m. CBS

Sun., Oct. 27 Miami 1:00 p.m. CBS

Sun., Nov. 3 Pittsburgh 4:25 p.m. CBS

Sun., Nov. 10 BYE WEEK

Mon., Nov. 18 at Carolina 8:40 p.m. ESPN

Sun., Nov. 24 Denver 8:30 p.m. NBC*

Sun., Dec. 1 at Houston 4:25 p.m. CBS*

Sun., Dec. 8 Cleveland 1:00 p.m. CBS*

Sun., Dec. 15 at Miami 1:00 p.m. CBS*

Sun., Dec. 22 at Baltimore 8:30 p.m. NBC*

Sun., Dec. 29 Buffalo 1:00 p.m. CBS*

PATRIOTS MEDIA WEBSITE

The Patriots' media website, located at <http://media.patriots.com>, will be updated for registered users throughout the season with all the latest media information, schedules, rosters and press releases.

NEW ENGLAND PATRIOTS (2-1) vs. NEW YORK GIANTS (1-2)

Thursday, August 29, 2013 ★ Gillette Stadium (68,756) ★ 7:30 p.m. EDT

The New England Patriots and the New York Giants will meet for the 23rd time in the preseason and for the ninth straight year in the preseason finale this Thursday night. The clubs have been frequent preseason opponents recently, squaring off in the preseason openers for three straight years from 2001-03 and resuming the series in 2005 when they started to meet in the preseason finale.

BROADCAST INFORMATION

TELEVISION: This week's game will be broadcast by the Patriots Preseason Television Network and can be seen in every New England state as well as Hawaii. The preseason network's flagship station is **WBZ-TV CBS** in Boston. WBZ-TV's **Dan Roche** provides play-by-play and is joined by former Patriots tight end **Christian Fauria** in the broadcast booth. Former Patriots linebacker **Matt Chatham** will provide sideline analysis along with WBZ-TV's **Steve Burton**. *Patriots Football Weekly's* beat writers **Paul Perillo** and **Andy Hart** will also provide insight and analysis.

PATRIOTS PRESEASON TELEVISION NETWORK

Massachusetts

Boston, Mass. WBZ-TV Ch. 4

Springfield, Mass. WWLP-TV Ch. 22

Rhode Island

Providence, R.I. WPRI-TV Ch. 12

New Hampshire

Manchester, N.H. WMUR-TV Ch. 9

Maine

Portland, Maine WMTW-TV Ch. 8

Connecticut

Hartford, Conn. WCTX-TV Ch. 59

Vermont

Burlington, Vt. WCAX-TV Ch.3

Hawaii

Honolulu, Hawaii KFVE-TV Ch.5

The game will also be broadcast to a national audience by the **NFL Network** with **Spero Dedes** calling the game with **Mike Mayock**. **Alex Flanagan** will provide sideline analysis. **Bob Goodrich** and **Mark Teitleman** will produce the game and **Artie Kempner** will be the director.

RADIO: 98.5 FM, The Sports Hub, is the flagship station for the **Patriots Radio Network**. A complete listing of the network's 37 stations can be found in this press release. Play-by-play broadcaster **Bob Socci** will call the action along with former Patriots quarterback **Scott Zolak**, who will provide color analysis.

PATRIOTS MATCH WIN TOTAL UNDER KRAFT: KRAFT HEADS INTO 20TH YEAR OF OWNERSHIP

In their first 34 seasons (1960-1993) of existence, the Patriots won a total of 225 games. Under Robert Kraft's guidance, the franchise equaled that win total in just 19 years.

PATRIOTS WIN 10+ FOR THE TENTH STRAIGHT YEAR

New England reached at least 10 regular-season wins for the 10th consecutive season in 2012. San Francisco (16) is the only other team to accomplish the feat.

Team	Years	Consecutive Seasons with 10+ Wins
San Francisco	1983-1998	16
New England	2003-2012	10

MEDIA CONTACTS

PATRIOTS MEDIA RELATIONS OFFICE: 508-384-4203

Stacey James, Vice President of Media Relations, staceyj@patriots.com, 508-384-9105

Aaron Salkin, Director of Media Relations, aarons@patriots.com, 508-326-6870

Christy Berkery, Social Media Manager, christyb@patriots.com, 508-549-0518

Michael Jurovaty, Asst. Dir. Of Media Relations, mjurovaty@patriots.com, 508-326-6187

Cecily Faenza, Media Relations Coordinator, cecilyf@patriots.com, 774-254-7917

Jeremie Smith, Corp. Communications Coord., jeremies@patriots.com, 508-549-0492





ROBERT KRAFT NEWS & NOTES

Since Robert Kraft purchased the team in 1994, the Patriots have experienced one of the most dramatic turnarounds in the history of sports. Now in his 20th season of ownership, Kraft has transformed one of the league's least successful clubs into what many observers view as a model NFL franchise. In the five seasons immediately preceding his purchase (1989-93), the Patriots were a moribund team, winning just 19 of 80 games (.238 pct.) and recording the worst record in the NFL over that span. When he bought the franchise on Jan. 21, 1994, Kraft announced his intention to bring a championship to New England, a tall order considering the team's previous success rate. But under Kraft's leadership, the Patriots have won more division titles (12), conference crowns (6) and Super Bowl championships (3) than any other NFL team. The Patriots have made six Super Bowl appearances since Kraft purchased the team, a period during which no other NFL franchise has earned more than four berths. In Kraft's 19 seasons, the Patriots qualified for the playoffs 14 times, more than doubling the franchise's accomplishments during its first 34 seasons.



	Pre-Kraft 1960-93	1989-93	Kraft Era 1994-12
Overall Record	225-276-9	19-61	225-110
Winning Pct.	.450	.238	.672
Super Bowl Titles	0	0	3
Conference Titles	1	0	6
Division Titles	3	0	12
Playoff Seasons	6	0	14
Playoff Record	4-6	--	20-11
Home Playoff Games	1	0	17
Home Playoff Record	0-1	--	14-3

A CHAMPIONSHIP TRADITION

MULTIPLE LEAGUE CHAMPIONSHIPS SINCE 2001

Team	League	Titles
Los Angeles Lakers.....	NBA.....	4
New England Patriots.....	NFL.....	3
San Antonio Spurs.....	NBA.....	3

HIGHEST WINNING PERCENTAGE IN MAJOR

PROFESSIONAL SPORTS SINCE 1994 (regular season)

Team	League	PCT
San Antonio Spurs.....	NBA.....	.683
New England Patriots.....	NFL.....	.674
Detroit Red Wings.....	NHL.....	.667
Los Angeles Lakers.....	NBA.....	.647
Green Bay Packers.....	NFL.....	.645
Pittsburgh Steelers.....	NFL.....	.633

206-GAME SELLOUT STREAK

In the early 1990s, the Patriots seemed destined for relocation until Robert Kraft's purchase of the team rejuvenated local interest. In 1991, the season ticket base was just 17,635, barely enough to support the club. Now, the season tickets are capped and more than 50,000 fans are on a season ticket waiting list. The Patriots have sold out 206 consecutive home games, including playoff and preseason games (dating back to the 1994 season opener).

SINCE ROBERT KRAFT PURCHASED THE TEAM IN 1994...

TOTAL VICTORIES SINCE 1994 (Regular Season)

New England Patriots.....	205
Green Bay Packers.....	196
Pittsburgh Steelers.....	192
Indianapolis Colts.....	183

TOTAL VICTORIES SINCE 1994 (Incl. Postseason)

New England Patriots.....	225
Green Bay Packers.....	212
Pittsburgh Steelers.....	209
Indianapolis Colts.....	194
Denver Broncos.....	187
Philadelphia Eagles.....	177

WINNING PERCENTAGE SINCE 1994 (Incl. Postseason)

Team	W	L	T	Pct.
New England Patriots.....	225	110	0	.672
Green Bay Packers.....	212	120	0	.639
Pittsburgh Steelers.....	209	121	1	.633
Indianapolis Colts.....	194	134	0	.591
Denver Broncos.....	187	133	0	.584
Philadelphia Eagles.....	177	147	2	.546
New York Giants.....	171	148	1	.536

SUPER BOWL CHAMPIONSHIPS SINCE 1994

New England Patriots.....	3
Baltimore.....	2
Green Bay.....	2
Pittsburgh Steelers.....	2
Denver Broncos.....	2
N.Y. Giants.....	2
6 Teams.....	1

CONFERENCE CHAMPIONSHIPS SINCE 1994

New England Patriots.....	6
Pittsburgh Steelers.....	4
Green Bay Packers.....	3
New York Giants.....	3
Baltimore.....	2
Denver Broncos.....	2
St. Louis Rams.....	2
Indianapolis Colts.....	2
San Francisco.....	2
12 Teams.....	1

DIVISION CHAMPIONSHIPS SINCE 1994

New England Patriots.....	12
Pittsburgh Steelers.....	10
Green Bay Packers.....	9
Indianapolis Colts.....	8

PLAYOFF VICTORIES SINCE 1994

New England Patriots.....	20
Pittsburgh Steelers.....	17
Green Bay Packers.....	16
Baltimore.....	14
Philadelphia Eagles.....	11
Indianapolis Colts.....	11

PLAYOFF GAMES PLAYED SINCE 1994

New England Patriots.....	31
Green Bay Packers.....	28
Pittsburgh Steelers.....	27
Indianapolis Colts.....	24
Philadelphia Eagles.....	22
Baltimore Ravens.....	21

PLAYOFF SEASONS SINCE 1994

New England Patriots.....	14
Green Bay Packers.....	14
Indianapolis Colts.....	14
Pittsburgh Steelers.....	12
Philadelphia Eagles.....	11
Minnesota Vikings.....	10
Baltimore Ravens.....	9
Dallas Cowboys.....	9
Denver Broncos.....	9
San Francisco 49ers.....	9

PLAYOFF WINNING PERCENTAGE SINCE 1994

Team	W	L	Pct.
Baltimore Ravens.....	14	7	.667
New England Patriots.....	20	11	.645
Pittsburgh Steelers.....	17	10	.630
New York Giants.....	10	6	.625
Arizona Cardinals.....	5	3	.625
New Orleans Saints.....	6	4	.600
Carolina Panthers.....	6	4	.600

PATRIOTS MATCH WIN TOTAL UNDER KRAFT

Under Robert Kraft, the Patriots have won 225 games overall including the postseason, matching the number of wins the team won from 1960 through 1993, prior to his purchase.



ROBERT KRAFT - 20 YEARS OF OWNERSHIP

ROBERT KRAFT: ESTABLISHING A WINNING TRADITION

Kraft's winning percentage with the Patriots (.672) since taking over the team in 1994 is not only the highest of any current NFL owner, it ranks second all-time among owners with at least 10 years of experience, trailing only Lee Joannes, who compiled a .698 winning percentage with the Green Bay Packers from 1930-1947.

Owner	Team	Years Owned	Winning Pct.
Lee Joannes	Packers	1930-1947	.698
Robert Kraft	Patriots	1994-	.672
Eddie Bartolo Jr.	49ers	1977-1998	.651
Clint Murchison Jr.	Cowboys	1960-1983	.634
Carroll Rosenbaum	Colts	1953-1971	.630
Jim Irsay	Colts	1997-	.630

MOST PRO BOWL PLAYERS SINCE 1994

Since Robert Kraft's purchase of the team in 1994, the Patriots have drafted more Pro Bowl players than any other team.

Rank	Team	Players
1	New England	20
2	Green Bay	19
3	Pittsburgh	18

QUARTERBACK STABILITY

Over the last 20 years, the Patriots have had 15 quarterbacks on their active roster.* Of this group, only four quarterbacks have started a regular- or post-season game for the club, and only two (Tom Brady and Drew Bledsoe) have started on Opening Day, the fewest of any AFC East team in both categories. The only other NFL team to have started fewer quarterbacks over the last 20 years is the Green Bay Packers, with three total starters (Brett Favre, Aaron Rodgers, and Matt Flynn) and two Opening Day starters (Brett Favre and Aaron Rodgers).

AFC East	Opening Day QBs since 1994	Overall Starting QBs
Miami	9	20
Buffalo	8	12
New York Jets	7	16
New England	2	4

*Includes Tim Tebow.



PATRIOTS A MODEL OF CONSISTENCY UNDER KRAFT

The Patriots have been a model of consistency at the coaching position under Robert Kraft. As Bill Belichick enters his 14th season as head coach, the Patriots have had just three head coaches since 1994, the fewest number by far of any AFC East team.

AFC East	Coaches Since 1994
New England	3
Buffalo	7
New York Jets	7
Miami	9

COVER BOYS

Kraft's success as an owner has brought the Patriots a great increase in national recognition. Prior to Kraft's ownership, the Patriots had been featured on the cover of just four issues of *Sports Illustrated* (1966, 1977, 1981, and 1986). Since 1994, New England has graced the cover a total of 27 times, including 17 that feature Tom Brady alone.





PATRIOTS HOME DOMINANCE



Since the Patriots opened Gillette Stadium in 2002, they have celebrated more regular season and postseason wins than any other team in the NFL. The Patriots have the highest point differential at home, rank first in points scored and third in points allowed at Gillette Stadium.

REGULAR SEASON HOME RECORD SINCE 2002

Rank	Team	W	L	T	Pct.
1	New England	73	15	0	0.830
2	Baltimore	67	21	0	0.761
3	Indianapolis	66	22	0	0.750
4	Pittsburgh	63	24	1	0.722
5	Green Bay	62	26	0	0.705

HOME PLAYOFF RECORD SINCE 2002 (MIN. 5 GAMES)

Rank	Team	W	L	Pct
1	Seattle	5	1	0.833
2	New England	10	3	0.769
3	Pittsburgh	6	2	0.750
4	Indianapolis	6	3	0.667
5	Philadelphia	5	3	0.625

HOME RECORD SINCE 2002 (INCLUDING PLAYOFFS)

Rank	Team	W	L	T	Pct.
1	New England	83	18	0	0.822
2	Baltimore	69	23	0	0.750
3	Indianapolis	72	25	0	0.742
4	Pittsburgh	69	26	1	0.724
5	San Diego	60	33	0	0.645

HOME RECORD AFTER HALLOWEEN SINCE 2002 (INCLUDING PLAYOFFS)

Rank	Team	W	L	T	Pct.
1	New England	49	12	0	0.803
2	Indianapolis	47	16	0	0.746
3	Green Bay	41	14	0	0.745
4	Baltimore	40	15	0	0.727
5	San Diego	36	20	0	0.643

HOME RECORD VS. NFC SINCE 2002

Rank	Team	W	L	T	Pct.
1	Pittsburgh	19	2	1	0.886
2	Baltimore	20	3	0	0.864
3	New England	18	4	0	0.818
4	Indianapolis	16	6	0	0.727
5	Jacksonville	15	8	0	0.682

HOME RECORD VS DIVISIONAL OPPONENTS SINCE 2002

Rank	Team	W	L	T	Pct.
1	New England	28	5	0	0.848
2	Indianapolis	27	6	0	0.818
3	Green Bay	26	7	0	0.789
4	Seattle	25	8	0	0.758
5t	San Diego	23	10	0	0.697
5t	Pittsburgh	23	10	0	0.697
5t	Minnesota	23	10	0	0.697

POINT DIFFERENTIAL AT HOME SINCE 2002

Rank	Team	Point Differential
1	New England	924
2	Baltimore	772
3	Green Bay	749
4	Pittsburgh	668
5	San Diego	604

POINTS ALLOWED PER GAME AT HOME SINCE 2002

Rank	Team	Points Allowed
1	Baltimore	16.2
2	Pittsburgh	16.6
3	New England	17.1
4	Seattle	18.2
5	Green Bay	18.6

POINTS SCORED PER GAME AT HOME SINCE 2002

Rank	Team	Points Scored
1	New England	27.7
2	Green Bay	27.1
3	San Diego	27.0
4	New Orleans	26.2
5	Indianapolis	25.8



2012 SEASON RANKINGS

TEAM			
Total Net Yards	6,846	Team History	2 nd
Total Net Yards	6,846	NFL History	5 th
Points Scored	557	Team History	2 nd
Points Scored	557	NFL History	3 rd
Touchdowns Scored	67	Team History	2 nd
Touchdowns Scored	67	NFL History	t-4 th
First Downs	444	Team History	1 st
First Downs	444	NFL History	1 st
Passing First Downs	256	Team History	2 nd
Passing First Downs	256	NFL History	6 th
Rushing First Downs	151	Team History	2 nd
Net Passing Yards	4,662	Team History	3 rd
Fewest Fumbles	7	Team History	1 st
Fewest Interceptions	9	Team History	t-2 nd
Turnover Differential	+25	Team History	2 nd
Turnover Differential	+25	NFL in 2012	1 st

TOM BRADY			
Passing Yards	4,827	Team History	2 nd
Passing Yds/Game	301.7	NFL History	14 th
Passing Yds/Game	301.7	Team History	2 nd
Passing Yds in a Game	443	AFC in 2012	1 st
Longest Pass	83	AFC in 2012	1 st
Completions	401	Team History	t-1 st
Touchdown Passes	34	Team History	4 th

WES WELKER			
Receptions	118	Team History	3 rd
Receptions	118	NFL in 2012	2 nd
Receptions	118	AFC in 2012	1 st
Receiving Yards	1,354	Team History	4 th
Receiving Yards	1,354	NFL in 2012	8 th
Receiving Yards	1,354	AFC in 2012	4 th



STEVE RIDLEY			
Rushing Yards	1,263	Team History	4 th
Rushing Yards	1,263	NFL in 2012	7 th
Rushing Yards	1,263	AFC in 2012	3 rd
Rushing Touchdowns	12	Team History	t-5 th
Rushing Touchdowns	12	NFL in 2012	t-3 rd
Scoring Nonkickers	72	NFL in 2012	t-7 th
Scoring Nonkickers	72	AFC in 2012	t-3 rd
Total First Downs	84	NFL in 2012	5 th
Total First Downs	84	AFC in 2012	2 nd
Rushing First Downs	82	NFL in 2012	3 rd
Rushing First Downs	82	AFC in 2012	1 st



ROB GRONKOWSKI			
Receiving TDs TE	11	NFL in 2012	t-4 th
Scoring Nonkickers	60	NFL in 2012	t-11 th
Scoring Nonkickers	66	AFC in 2012	t-5 th
Receiving Yards TE	790	NFL in 2012	7 th
Receiving Yards TE	790	AFC in 2012	3 rd

STEPHEN GOSTKOWSKI			
Scoring	153	NFL in 2012	1 st
Scoring	153	Team History	2 nd
Extra Points	66	Team History	2 nd
Extra Points	66	NFL History	t-3 rd
Field Goals	29	Team History	5 th

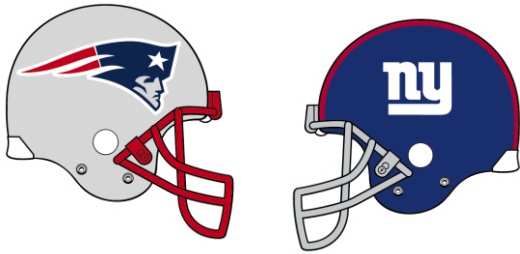
JEROD MAYO			
Tackles	184	Team History	5 th

DEVIN MCOURTY			
Interceptions	5	AFC in 2012	t-1 st



PATRIOTS VS. GIANTS

SERIES HISTORY



The Patriots and Giants will meet for the 23rd time in the preseason and for the ninth straight year in the preseason-finale.

The clubs have been frequent preseason opponents recently, squaring off in the preseason openers for three straight years from 2001-03 and resuming the series in 2005 when they started to meet in the preseason-finale.

The teams played three times in during the 2011 season with a meeting in the preseason, the regular season and in Super Bowl XLVI. The Giants prevailed in all three contests. The Patriots lost 18-17 in the preseason-finale at Gillette Stadium on Sept. 1, 2011 and then ended a 20-game home winning streak in the regular season when the Giants beat the Patriots, 24-20, in a regular season game on Nov. 6, 2011 at Gillette Stadium.

Overall, the Giants hold a 14-8 advantage in the preseason series. The Patriots claim a 5-4 edge in the regular season play.

Preseason – N.Y. Giants 14, New England 8

Date	Result	Score	H/A	Stadium
08/15/71	W	20-14	H	Schaefer Stadium
08/27/72	L	10-31	H	Schaefer Stadium
08/12/73	L	7-13	H	Schaefer Stadium
08/11/74	L	6-21	H	Schaefer Stadium
08/10/75	L	14-28	H	Schaefer Stadium
08/01/76	W ot	13-7	H	Schaefer Stadium
08/06/77	W	19-3	A	Giants Stadium
08/03/84	L	20-48	H	Sullivan Stadium
08/16/87	L	17-19	H	Sullivan Stadium
08/12/89	L	17-20	H	Sullivan Stadium
08/24/91	W	24-6	H	Foxboro Stadium
08/10/01	W	14-0	H	Foxboro Stadium
08/10/02	L	19-22	A	Giants Stadium
08/07/03	W	26-6	H	Gillette Stadium
09/01/05	L	3-27	H	Gillette Stadium
08/31/06	L	23-31	A	Giants Stadium
08/30/07	W	27-20	H	Gillette Stadium
08/28/08	L	14-19	A	Giants Stadium
09/03/09	W	38-27	H	Gillette Stadium
09/02/10	L	17-20	A	New Meadowlands
09/01/11	L	17-18	H	Gillette Stadium
08/29/12	L	3-6	A	MetLife Stadium

Regular Season – New England 5, N.Y. Giants 4

Date	Result	Score	H/A	Stadium
10/18/70	L	0-16	H	Harvard Stadium
09/22/74	W	28-20	A	Yale Bowl
11/08/87	L	10-17	A	Giants Stadium
12/30/90	L	10-13	H	Foxboro Stadium
12/21/96	W	23-22	A	Giants Stadium
09/26/99	W	16-14	H	Foxboro Stadium
10/12/03	W	17-6	H	Gillette Stadium
12/29/07	W	38-35	A	Giants Stadium
11/06/11	L	20-24	H	Gillette Stadium

Playoffs – N.Y. Giants 2, New England 0

Date	Result	Score	H/A	Stadium
02/03/08	L	14-17	N	U. of Phoenix Stadium
02/05/12	L	17-21	N	Lucas Oil Stadium

NEW ENGLAND TIES

In the decades leading up to the founding of the American Football League in 1960, many football fans in New England followed the Giants, a franchise founded in 1925. New England-based NFL outfits such as the Providence Steam Roller (1925-31), the Boston Redskins (1932-36) and the Boston Yanks (1944-48) folded or moved away, leaving the Giants as the closest NFL team to New England until the Patriots franchise inaugurated play in the 1960 season.

MEMORABLE PATRIOTS-GIANTS MATCHUPS

Aug. 15, 1971— The Patriots defeated the Giants 20-14 in the opening preseason game at the old Foxboro Stadium.

Dec. 21, 1996— The Patriots rallied from a 22-3 fourth-quarter deficit to clinch a first-round playoff bye with a 23-22 win at Giants Stadium.

Aug. 10, 2001— New England began its first Super Bowl championship season with a 14-0 preseason shutout of the defending NFC champion Giants.

Dec. 29, 2007— The Patriots defeat the Giants by a thrilling 38-35 score to cap off the first 16-0 regular season in NFL history.

February 3, 2008— The Patriots faced the Giants in Super Bowl XLII in Glendale, Ariz. The Giants 17-14 win snapped the Patriots perfect season.

February 5, 2012— The Patriots faced the Giants in Super Bowl XLVI in Indianapolis, Ind. The Giants took a 21-17 lead when they scored with 57 seconds left in the game and held the Patriots on a final drive to secure the win.

CONNECTIONS

New England Ties

- Giants President and CEO John K. Mara attended Boston College in Chestnut Hill, Mass., where he received his B.S. in Marketing and graduated Cum Laude in 1976.
- Giants Treasurer Jonathan M. Tisch graduated in 1976 from Tufts University in Medford, Mass., where he currently serves on the Board of Trustees and is the naming benefactor of the Jonathan M. Tisch College of Citizenship and Public Service.
- Giants Head Coach Tom Coughlin served as the Head Coach at Boston College from 1991-1993, where he compiled a 21-13-1 record during his three-year tenure. Coughlin also served as the Eagles' quarterbacks coach for three seasons from 1981-1983.
- Bill Belichick and Coughlin coached together with the Giants from 1988-1990. Coughlin was the team's wide receivers coach during his tenure.
- Giants Special Teams Coordinator Tom Quinn held defensive coordinator jobs at Boston University in 1995 and Holy Cross in Worcester, Mass. from 1996-1998.
- Giants Secondary/Cornerbacks Coach Peter Giunta is a Salem, Mass. native and attended Northeastern University, where he played four seasons as a defensive back. Giunta began his coaching career as an assistant coach at Swampscott (Mass.) High School from 1978-1980 before moving on to Brown University in Providence, RI as a Wide Receiver/Tight Ends Coach from 1984-1985 and Offensive Coordinator from 1986-1987.
- Giants Running Backs Coach Gerald Ingram served as running backs coach at Boston College under Head Coach Tom Coughlin from 1991-1993.
- Giants Strength and Conditioning Coach Jerry Palmieri spent two years as the director of strength and conditioning at Boston College from 1993-1994.



PATRIOTS VS. GIANTS

CONNECTIONS (continued)

- Giants Offensive Assistant **Ryan Roeder** served as Assistant Offensive Line Coach at Holy Cross in 2004 and Wide Receivers Coach at University of Rhode Island in Kingston, R.I. in 2009.
- Giants Quarterbacks Coach **Sean Ryan** was a graduate assistant at Boston College from 2001-2002 and also served as running backs coach/recruiting coordinator at Harvard University in 2006.
- Giants **LB Mark Herzlich** played linebacker at Boston College from 2006-2010, where he earned First-Team All-America and ACC Defensive Player of the Year honors as a junior in 2008. Herzlich also won the Rudy Award and Brian Piccolo Award in 2010 for his courage in overcoming Ewing's sarcoma, a rare form of bone cancer that caused him to miss the entire 2009 season.
- Giants **DE Mathias Kiwanuka** was also a standout at Boston College as a defensive end, setting school records with 37.5 sacks and 64.5 tackles for loss in his four-year career from 2002-2005 with the Eagles.
- Giants **G Chris Snee** also shined at Boston College from 2001-2003, starting every game at right guard his senior year and earning second-team All-America and first-team All-Big East Conference honors.
- Giants **WR Victor Cruz** attended University of Massachusetts Amherst from 2006-2009, where tallied 131 receptions for 1,958 yards and 11 touchdowns in four seasons as a wide receiver and was twice selected to the First-Team All-Colonial Athletic Association Team.
- Giants **WR Jeremy Horne** lined up alongside Cruz at receiver for three seasons from 2007-2009 after transferring from Syracuse at the end of his freshman year.
- Giants **RB Michael Cox** attended Avon Old Farms High School in Avon, Conn. before going on to play at UMass Amherst from 2009-2012.
- Giants **LS Zak DeOssie** is a native of North Andover, Mass. and attended Phillips Academy in Andover, Mass. before going on to play football at Brown University in Providence, R.I. Zak's father Steve played two seasons on the Patriots from 1994-1995 as a linebacker and long snapper.
- Giants **T Will Beatty** played four seasons at the University of Connecticut from 2005-2008, where he started in 35 games and earned All-Big East First Team honors as a senior in 2008.

Former Patriots

- Giants Assistant Special Teams Coach **Larry Izzo** was a special teams standout on the Patriots from 2001-2008, where he earned three Super Bowl rings and made two Pro Bowl appearances (2002, 2004) during his eight-year stint with the club.
- Giants Assistant Strength and Conditioning Coach **Markus Paul** spent three years in the same capacity for the Patriots from 2000-2004, where he won three Super Bowl rings in his five-year tenure.
- Giants Tight Ends Coach **Michael Pope** coached running backs and tight ends for the Patriots from 1994-96. Pope was an assistant coach for the Giants from 1983-1991, including eight years while Bill Belichick was on the staff (1983-90).

CONNECTIONS (continued)

Former Giants

- Patriots head coach **Bill Belichick** spent 12 seasons on the Giants' coaching staff, and was the team's defensive coordinator for their victories in Super Bowls XXI and XXV. Belichick joined the Giants as the special teams coach on Ray Perkins' staff in 1979, and during his tenure coached special teams (1979-82), linebackers (1980-84) and the secondary (1989-90), while also holding defensive coordinator responsibilities (1985-90).
- Patriots Defensive Line Coach **Pepper Johnson** was drafted by the Giants in the second round of the 1986 NFL Draft. He won two Super Bowls and twice earned Pro Bowl honors during his career with New York.
- Patriots Football Research Director **Ernie Adams** was hired by the Giants in 1979 as an Offensive Assistant and spent three years in that position before moving to the scouting department as the Pro Personnel Director from 1983-1984.
- Patriots **TE Jake Ballard** was signed by the Giants as an undrafted free agent on April 25, 2010 and spent two seasons with the club before tearing his ACL in Super Bowl XLVI. The Giants placed Ballard on Injured Reserve following the game and released him on June 11, 2012.

Former NFL Teammates

- Patriots **DT Tommy Kelly** was teammates with Giants **G/T Kevin Boothe** during the 2006 season and **S Stevie Brown** during the 2010 season on the Oakland Raiders.
- Patriots **QB Tim Tebow** was teammates with Giants **RB Andre Brown** during the 2010 on the Denver Broncos.
- Giants **K Josh Brown** and Patriots **LB Niko Koutouvides** were teammates for four seasons from 2004-2007 on the Seattle Seahawks. Brown was also teammates with **TE Daniel Fells** (2008-2010) and **WR Danny Amendola** (2009-2011) for three seasons as well as **TE Michael Hoomanawanui** for two seasons (2010-2011) on the St. Louis Rams.
- Giants **LB Aaron Curry** was teammates with Patriots **LB Leon Washington** during the 2010 season on the Seattle Seahawks and **DT Tommy Kelly** during the 2011 and 2012 seasons on the Oakland Raiders.
- Patriots **LB Mike Rivera** was teammates with Giants **DT Cullen Jenkins** in Green Bay during Rivera's brief stint with the Packers in 2010.
- Giants **CB Trumaine McBride** was teammates with Patriots **LB Mike Rivera** for one season (2009) on the Chicago Bears and **S Adrian Wilson** for one season (2010) on the Arizona Cardinals.
- Patriots **DT Tommy Kelly** was teammates with Giants **TE Brandon Myers** for four seasons (2009-2012) and **WR Louis Murphy** for three seasons (2009-2011) on the Oakland Raiders.
- Giants **DT Frank Okam** was teammates with Patriots **CB Aqib Talib** and **RB LeGarrette Blount** for two seasons (2010-2011) and **LB Niko Koutouvides** for one season (2010) on the Tampa Bay Buccaneers.
- Giants **DT Mike Patterson** was teammates with Patriots **DB Kyle Arrington** (2008) and **WR Danny Amendola** (2009) during their brief stints with the Philadelphia Eagles.
- Patriots **S Adrian Wilson** and Giants **CB Antrel Rolle** teamed up in the Arizona Cardinals defensive backfield for five seasons from 2005-2009.
- Patriots **LB Niko Koutouvides** and Giants **RB Ryan Torain** were teammates during the 2008 season on the Denver Broncos.



PATRIOTS VS. GIANTS

CONNECTIONS (continued)

- Giants **P Steve Weatherford** was teammates with Patriots **CB Marquice Cole** for two seasons (2009-2010) on the New York Giants and **DL Rob Ninkovich** for one season (2006) on the New Orleans Saints.

Fellow Countrymen

- Patriots **T Sebastian Vollmer** and Giants **DT Markus Kuhn** are the first two German citizens ever to be drafted into the NFL. Vollmer, a native of Dusseldorf, Germany, was drafted by the Patriots in 2009, while Kuhn, a native of Weinheim, Germany (approximately 170 miles southeast of Dusseldorf), was selected by the Giants in the 2012 NFL Draft.

TALE OF THE TAPE

2012 Regular Season	New England	N.Y. Giants
Record	12-4	9-7
Divisional Standings	1 st	2 nd
Total Yards Gained	6,846	5,687
Total Offense (Rank)	427.9 (1)	355.4 (14)
Rush Offense	136.5 (7)	116.4 (14)
Pass Offense	291.4 (4)	239.1 (12)
Points Per Game	34.8 (1)	26.8 (6)
Total Yards Allowed	5,972	6,134
Total Defense	373.3 (25)	383.4 (31)
Rush Defense	101.9 (9)	129.1 (25)
Pass Defense	271.4 (29)	254.3 (28)
Points Allowed/Game	20.7 (9t)	21.5 (12t)
Possession Avg.	30:41	29:10
Sacks Allowed/Yards Lost	27/182	20/142
Sacks Made/Yards	37/213	33/231
Passing TD/Int (off.)	34/9	26/15
Passing TD/Int (def.)	27/20	26/21
Total Touchdowns	67	47
Penalties Against/Yards	97/840	72/578
Punts/Avg.	61/42.4	58/47.5
Field Goals Made/Att.	29/35	33/39
Takeaway/Giveaway Ratio	+25 (1)	+14 (4)

2012 PRESEASON FINALE: NEW YORK GIANTS, 6, PATRIOTS 3

August 29, 2012 ★ MetLife stadium

	1	2	3	4	Final
New England Patriots	0	3	0	0	— 3
New York Giants	0	0	3	3	— 6

The New England Patriots wrapped up the 2012 preseason with their annual meeting with the New York Giants. In a defensive battle, the Giants kicked a 32-yard field goal with 1:07 left to play to secure a 6-3 victory and drop the Patriots to a 1-3 preseason record.

The Giants field goal was set up when DE Adewale Ojomo forced a fumble on a sack of QB Brian Hoyer that was recovered by DL Marcus Thomas and returned 12 yards to the New England 17-yard line to get in position and put the Giants in front, 6-3.

The Giants clinched the victory with 13 seconds to play when Hoyer was intercepted by CB Laron Scott on a pass to the end zone.

With most of the Patriots starters sitting the night out, QB Eli Manning and the majority of the Giants starters played most of the first quarter. The Patriots defense held the Giants to just 69 yards and only four first downs in the first half.

The Patriots took a 3-0 lead in the second quarter when K Stephen Gostkowski culminated a 12-play, 51-yard drive with a 30-yard field goal. The drive was kept alive when FB Eric Kettani converted a third-and-one with a dive up the middle.

The Giants opened the second half with a 13-play, 64-yard drive led by backup QB David Carr that ended at the Giants 16-yard line to set up a 34-yard field goal to tie the game at 3-3.

2012 PRESEASON FINALE: NEW YORK GIANTS, 6, PATRIOTS 3 (continued)

Ryan Mallett started the game and played through the first half before being relieved by Hoyer. Mallett finished the game 8-of-15 for 40 yards. Rookie free agent RB Brandon Bolden started at running back and led the team with 59 yards on 15 carries for a 3.9-yard average.

MOST FREQUENT PRESEASON OPPONENTS

The Patriots will meet their most frequent preseason opponent this week for the 23rd time.

PATRIOTS MOST FREQUENT PRESEASON OPPONENTS

Team	Games	W	L	Last
New York Giants	22	8	14	2012
Philadelphia Eagles	21	11	10	2013
Washington Redskins	20	13	7	2009

PATRIOTS 2013 OPPONENTS

In 2013, the Patriots will play each of the other AFC East rivals twice and will play one game against each of the AFC North and NFC South teams. As the first-place team in the AFC East, the Patriots will play the first-place teams of the AFC South (Houston) and the AFC West (Denver).

HOME

Team	W	L	Pct.	Team	W	L	Pct.
Denver Broncos	13	3	.813	Atlanta Falcons	13	3	.813
Pittsburgh Steelers	8	8	.500	Houston Texans	12	4	.750
New Orleans Saints	7	9	.438	Baltimore Ravens	10	6	.625
Miami Dolphins	7	9	.438	Cincinnati Bengals	10	6	.625
TB Buccaneers	7	9	.438	Miami Dolphins	7	9	.438
New York Jets	6	10	.375	Carolina Panthers	7	9	.438
Buffalo Bills	6	10	.375	New York Jets	6	1	.375
Cleveland Browns	5	11	.313	Buffalo Bills	6	10	.375

AWAY

PATRIOTS PRESEASON RATINGS UP 20 PERCENT FROM 2012

The Patriots have opened their 2013 campaign with a 2-1 record through three preseason games, and this success on the field has carried over into the local television ratings. The first three Patriots preseason broadcasts have produced a 20% increase in total viewers and 15% increase in household rating from the 2012 preseason. The two WBZ regional broadcasts and FOX national broadcast garnered an average household rating of 14.8 with an average of 473,500 total viewers, while the Patriots' four preseason games in 2012 averaged a 12.9 household rating with 394,500 an average of total viewers. The Patriots play their final game of the 2013 preseason on Aug. 29 at Gillette Stadium against the New York Giants. WBZ-TV will broadcast the game live at 7:30 p.m. on Channel 4 in Boston.

PATRIOTS 2013 RATINGS IN BOSTON TV MARKET

Date	Opp.	Net. (Bos. TV)	HH Rat.	Total Viewers
8/9	PHI	CBS (WBZ)	14.4	494,700
8/16	TB	FOX (WFXT)	14.6	451,400
8/22	DET	CBS (WBZ)	15.4	474,300

PATRIOTS 2012 RATINGS IN BOSTON TV MARKET

Date	Opp.	Net. (Bos. TV)	HH Rat.	Total Viewers
8/9	NO	CBS (WBZ)	13.0	494,700
8/20	PHI	ESPN (WCVB)	17.0	555,100
8/24	TB	CBS (WBZ)	9.9	281,400
8/29	NYG	CBS (WBZ)	11.0	317,700

2013 Average:	14.8 (+15 %)	473.4 (20%)
2012 Average:	12.9	394,500

Sourcing: Nielsen: Live + SD



LAST GAME: PATRIOTS AT LIONS

DETROIT 40, PATRIOTS 9

August 22, 2013 ★ Ford Field

	1	2	3	4	Final
New England Patriots	0	3	0	6—	9
Detroit Lions	3	13	10	14—	40

The New England Patriots offense turned the ball over in four of their first five drives in a 40-9 loss at the Detroit Lions.

Rookie TE Zach Sudfeld fumbled after a catch on the game's opening drive at the Detroit 10-yard line to end a scoring threat. RB Brandon Bolden fumbled on a screen pass two possessions later at the New England 19-yard line, but Detroit missed a chance to capitalize when they missed a field goal. QB Tom Brady threw his first interception of the 2013 preseason. Then, RB Shane Vereen completed the flurry on the next drive at the Detroit 6-yard line to lead to a Lions field goal.

Brady and the starters played the entire first half. Brady completed 16-of-24 passes for 185 yards with no touchdowns and one interception before being replaced by backup QB Ryan Mallett. Mallett played the entire second half and finished 11-of-22 for 96 yards with a 9-yard touchdown pass to RB James Develin in the fourth quarter. Detroit built a 16-3 halftime lead that was extended in the second half with 24 points for a 40-3 lead before the Patriots finally reached the end zone in the fourth quarter on Mallett's touchdown pass.

Rookie WR Kenbrell Thompson was a bright spot for the New England offense. He caught 8 passes for 116 yards, including catching 6 passes for 93 yards in the first half. Thompson caught a 37-yard pass from Brady on the opening series of the game and a 27-yard pass in the second quarter that set up a 31-yard field goal.

The Patriots running attack struggled against a Detroit defense that finished 13th overall in the NFL in 2013. The Lions held the Patriots to 68 yards on 29 carries for a 2.3-yard average.

The Patriots defense held Detroit to three field goal attempts and two successful field goals and one touchdown in four trips to the red zone in the first half.

Veterans Devin McCourty and Dan Connolly made their 2013 preseason debuts after missing the first two games. McCourty was in the starting lineup at safety, while Connolly did not start the game but entered at right guard during the second offensive series.

BRADY AND THE STARING OFFENSE PLAYED THE ENTIRE FIRST HALF

QB Tom Brady played the entire first half the game and finished 16-of-24 for 185 yards before being relieved by backup QB Ryan Mallett. Brady has completed 34-of-44 passes for 357 yards with two touchdowns and one interception in three preseason games.

MCCOURTY AND CONNOLLY MAKE THEIR 2013 PRESEASON DEBUTS

Devin McCourty and Dan Connolly made their 2013 preseason debuts after missing the first two preseason games. McCourty was in the starting lineup at safety, while Connolly did not start but did enter the game at right guard on the second offensive series.

JAMIE COLLINS GETS A START

2013 second-round pick LB Jamie Collins was in the starting lineup. Collins started in place of Jerod Mayo at linebacker.

ROOKIE FREE AGENT DL JOE VELLANO STARTS

Rookie free agent Joe Vellano from Maryland started at defensive tackle in place of Vince Wilfork, who dressed for the game but did not play.

KENBRELL THOMPSON STARTS FOR THE SECOND STRAIGHT WEEK

Rookie free agent WR Kenbrell Thompson from Cincinnati was in the starting lineup for the second straight week and finished with 8 receptions for 116 yards, including 6 receptions for 93 yards in the first half. He caught a 37-yard pass from Tom Brady on the opening series of the game and a 27-yard pass in the second quarter that set up a 31-yard field goal.

ZACH SUDFELD STARTS FOR SECOND TIME IN 2013 PRESEASON

Rookie free agent TE Zach Sudfeld from Nevada was in the starting lineup for the second time this preseason. He started as a fullback against Detroit and started in a two-tight end set in the preseason-opener at Philadelphia on Aug. 9.

MALLET PLAYED THE ENTIRE SECOND HALF

QB Ryan Mallett entered the game for the first drive in the second half and finished 11-of-22 for 96 yards with a 9-yard touchdown pass to RB James Develin.

LEGARRETT BLOUNT RETURNS FIRST EVER NFL KICKOFF

RB LeGarrett Blount returned his first kick ever in the NFL in the first quarter for a 27-yard gain.

DEVELIN SCORES

First-year RB James Develin, who started last week vs. Tampa Bay, caught a touchdown in the fourth quarter when he hauled in a 9-yard pass from QB Ryan Mallett.

PATRIOTS LOSE THIRD PRESEASON GAME

The Patriots lost their third preseason game in 2001, 2004 and 2011 before advancing to the Super Bowl.



PATRIOTS IN THE PLAYOFFS

PATRIOTS HAVE CLINCHED PLAYOFF SPOTS IN 14 OF KRAFT'S 19 YEARS OF OWNERSHIP

New England has qualified for the playoffs 20 times in its 53-year history. The Patriots have earned 14 of those playoff berths in the 19 seasons since Robert Kraft purchased the team in 1994. New England has won 12 AFC East crowns under Kraft's leadership. New England has won 15 division crowns overall (14 AFC East Crowns) and has qualified as a Wild Card team on four occasions (1998, 1994, 1985 and 1976). The Patriots also qualified for the playoffs in 1982 as part of a 16-team tournament following a players' strike.



ANNUAL ACHIEVEMENTS

The Patriots have won more than half of their games for 12 straight years after finishing with a 12-4 record in 2012. They are the first team to win more than half of their games in 12 straight seasons since NFL free agency began in 1993.

The Patriots are the fourth team to win more than half of their games in 12 straight seasons since the 1970 AFL-NFL merger, joining the 49ers (16 straight from 1983-1998), the Cowboys (16 straight from 1970-85) and the Raiders (11 straight from 1970-80).

The Patriots have now won nine or more games in 16 of the 19 seasons Robert Kraft has owned the team.

MOST CONSECUTIVE WINNING SEASONS (since 1970 merger)

San Francisco (1983-98).....	16
Dallas (1970-85).....	16
New England (2001-12).....	12
Oakland (1970-80).....	11

PATRIOTS HAVE THE MOST 9+ WIN SEASONS SINCE 2001

The Patriots are the only team in the NFL to have recorded nine or more wins in each of the last 12 seasons.

MOST SEASONS OF 9+ WINS SINCE 2001

New England	12
Indianapolis	10
Baltimore	9
Green Bay	9
Pittsburgh	9
Philadelphia	8

PATS WON 10+ FOR THE 10TH STRAIGHT YEAR

New England has won at least 10 regular-season games for 10 consecutive seasons. San Francisco (16) is the only other team to accomplish the feat.

Team	Years	Consecutive Seasons with 10+ Wins
San Francisco	1983-1998	16
New England	2003-present	10

PATRIOTS EARNED ANOTHER FIRST ROUND BYE

In 2012, the Patriots secured a first round playoff bye for the seventh time since 2001—a quantity unmatched by any team in the NFL in the last 12 years. During that time, the Chicago Bears and Pittsburgh Steelers have locked up a bye four times and the Indianapolis Colts and Philadelphia Eagles have been given a pass three times.

MOST SEASONS EARNING A BYE SINCE 2001

New England	7
Chicago	4
Pittsburgh	4
Atlanta	3
Indianapolis	3
Philadelphia	3

2012 AFC EAST CHAMPIONS

Last year, the Patriots claimed the AFC East Division title for the fourth consecutive season and for the 12th time under Robert Kraft.

DIVISION CHAMPIONSHIPS SINCE 1994

New England Patriots	12
Pittsburgh Steelers	10
Green Bay Packers	9
Indianapolis Colts	8

BRADY MOVES UP THE POSTSEASON LISTS

Tom Brady had 320 yards and a touchdown pass against the Ravens in the AFC Championship game, becoming the NFL's all-time leading playoff passer with 5,949 passing yards. Brady extended his playoff touchdown pass total to 42 touchdown passes and is one of three NFL quarterbacks with 40 or more touchdown passes in the postseason. Brady is third all-time on the postseason touchdown list, behind Joe Montana (45) and Brett Favre (44). Brady leads all quarterbacks with 553 postseason completions.

NFL ALL-TIME LEADERS/POSTSEASON TOUCHDOWN PASSES

Player	Team(s)	Touchdowns
1. Joe Montana	San Fran./Kansas City	45
2. Brett Favre	Green Bay/Minnesota	44
3. Tom Brady	New England	42
4. Peyton Manning	Indianapolis/Denver	32
Dan Marino	Miami	32
6. Kurt Warner	St. Louis/Arizona	31
7. Terry Bradshaw	Pittsburgh	30

NFL ALL-TIME LEADERS/POSTSEASON TOUCHDOWN PASSES, GAME

Player	Team	Game	TDs
1. Tom Brady	NE	AFC-D: NE vs. DEN '11	6
2. Daryle Lamonia	OAK	AFC-D: OAK vs. HOU '69	6
3. Steve Young	SF	SB: SF vs. SD '94	6

NFL ALL-TIME LEADERS/POSTSEASON TOUCHDOWN PASSES, CONSECUTIVE GAMES

Player	Team(s)	Games
1. Brett Favre	GB/MIN	20 (1995-2009)
2. Tom Brady	NE	18 (2001-2011)
3. Dan Marino	MIA	13 (1983-1995)

NFL ALL-TIME LEADERS/POSTSEASON PASSING YARDS

Player	Team(s)	Passing Yards
1. Tom Brady	New England	5,949
2. Brett Favre	Green Bay/Minnesota	5,855
3. Joe Montana	San Fran./Kansas City	5,772
4. Peyton Manning	Indianapolis/Denver	5,679
5. John Elway	Denver	4,964
6. Dan Marino	Miami	4,510

NFL ALL-TIME LEADERS/POSTSEASON COMPLETIONS

Player	Team(s)	Completions
1. Tom Brady	New England	553
2. Peyton Manning	Indianapolis/Denver	481
Brett Favre	Green Bay/Minnesota	481
4. Joe Montana	San Fran./Kansas City	460

NFL ALL-TIME LEADERS/POSTSEASON COMPLETION PERCENTAGE, GAME (15 COMPLETIONS)

Player	Team	Game	Comp. %
1. Tom Brady	NE	AFC-D: NE vs. JAX '07	92.9 (28-26)
2. Phil Simms	NYG	SB: NYG vs. DEN, '86	88.0 (25-22)
3. Kurt Warner	ARI	NFC-WC: ARI vs. GB '09	87.9 (33-29)

NFL ALL-TIME MOST PLAYOFF VICTORIES AS A STARTING QUARTERBACK

Player	Team(s)	Playoff Wins
Tom Brady	New England	17
Joe Montana	San Francisco/Kansas City	16
Terry Bradshaw	Pittsburgh	14
John Elway	Denver	14
Brett Favre	Green Bay/Minnesota	13
Troy Aikman	Dallas	11
Roger Staubach	Dallas	11

MOST 300 YARD GAMES IN POSTSEASON HISTORY

Player	Team(s)	300 Yard Games
Peyton Manning	Indianapolis/Denver	8
Tom Brady	New England	6
Joe Montana	SF/Kansas City	6
Kurt Warner	STL/Arizona	6
Drew Brees	San Diego/New Orleans	5
Dan Fouts	San Diego	5



PATRIOTS 2012 TEAM NOTES

2012 NOTES OF INTEREST

BILL BELICHICK

- Bill Belichick (205) moved into a tie with Marty Schottenheimer for sixth place all time in career wins.
- Belichick (18) needs one more postseason victory to tie Don Shula (19) for second place in postseason wins. Tom Landry (20) is in first place.
- Belichick has five conference titles and needs one more to match Don Shula, who led his teams to six Super Bowls.

TOM BRADY

- Tom Brady has 53 career 300-yard games, including eight in 2012, and ranks fifth all-time for most 300-yard games.
- Brady (34) reached 30 touchdown passes in 2012 for the third straight season and became just the fifth player in NFL history with at least 30 touchdown passes in four seasons overall.
- Brady (4,827) reached 4,000 passing yards in 2012. He is just the fifth player in NFL history to reach 4,000 yards in five or more seasons: Peyton Manning (12), Drew Brees (7), Dan Marino (6) and Brett Favre (6).
- Brady has thrown at least one touchdown pass in 48 straight games, the NFL's longest active streak. Brady's 48 straight games with at least one touchdown pass is second all-time, behind Drew Brees (54).
- Brady is the only quarterback in NFL history to have thrown for at least one touchdown pass in each game for three consecutive seasons after throwing at least one touchdown in all 16 games in 2012.
- Brady had 401 completions in 2012 for the second straight season and joined Drew Brees (5), Peyton Manning (2) and Matthew Stafford (2) as the only NFL quarterbacks with at least two 400 completion seasons.

ROB GRONKOWSKI

- Rob Gronkowski (10 touchdowns in 2010 and 18 in 2011) became the first tight end in NFL history with three straight 10-plus touchdown seasons after reaching 11 for the season in 2012. Gronkowski and Antonio Gates (13 in 2004 and 10 in 2005) are the only tight ends to have back-to-back 10-plus touchdown seasons.
- Gronkowski joins Randy Moss (2007, 2008 and 2009) and Corey Dillon (2004, 2005, 2006) as the only Patriots with three straight 10-plus touchdown seasons and three 10-plus seasons overall.
- Gronkowski has 38 receiving touchdowns and 39 touchdowns overall (38 receiving and 1 rushing) since 2010. The 38 receiving touchdowns are the most in the NFL in that time span, and the 39 overall touchdowns are tied with Adrian Peterson for second, behind Arian Foster's 47 touchdowns.

JEROD MAYO

- Jerod Mayo has registered 100 or more tackles in five straight seasons and needs one more 100-tackle season to tie Fred Marrian (6) for the all-time lead in team history.

ROB NINKOVICH AND BRANDON SPIKES

- Rob Ninkovich and Brandon Spikes had five forced fumbles in 2012 and are tied with Mike Vrabel, who had five forced fumbles in 2007, for the most by a Patriots player in the last 20 years.
- Rob Ninkovich has nine fumble recoveries over the last three seasons (2010-12), the most of any player in the NFL over that time. Vince Wilfork and Brian Urlacher are second with seven.

STEVAN RIDLEY

- Stevan Ridley rushed for 1,263 yards in 2012 and will be looking to become the third Patriots with back-to-back 1,000 yard seasons, joining Jim Nance (1996-97) and Curtis Martin (1995-97).
- Ridley scored 12 touchdowns in 2012 and will look to become the fourth running back in team history with back-to-back 10-plus touchdowns in a season, joining Corey Dillon (2004, 2005, 2006), BenJarvus Green-Ellis (2010, 2011) and Curtis Martin (1995, 1996).

2012 NOTES OF INTEREST (continued)

TEAM

- The Patriots led the NFL with 557 points in 2012, the second most in team history and the third most in NFL history. The 2007 Patriots set the NFL record 589 points in 2007.
- The Patriots offense set an NFL record for most first downs in a season with a total of 444 in 2012. The previous record was 416 by New Orleans in 2011.
- The Patriots scored 67 touchdowns in 2012, the second most in the team history and tied for the fourth most in NFL history. The Patriots set the NFL record with 75 touchdowns in 2007.
- The Patriots had 25 rushing touchdowns in 2012, the second most in team history to the 30 in 1978.
- The Patriots finished 2012 with 6,846 total yards, second in team history to the 6,848 in 2011 and the fifth most in NFL history.

SECOND TIME IN NFL HISTORY A TEAM HAS TWO 100-YARD RUSHERS, TWO 100-YARD RECEIVERS AND A 300-YARD PASSER

The Patriots had two 100-yard rushers (Brandon Bolden 137 and Stevan Ridley 106), two 100-yard receivers (Wes Welker 129 and Rob Gronkowski 104) and a 300-yard passer (Tom Brady 340) in the win at Buffalo (9/30/12) for the first time in team history. It is the second time in NFL history that feat has been accomplished. Green Bay was the first team to do so on Dec. 28, 2008 in a win vs. Detroit when Ryan Grant (106) and DeShawn Wynn (106) rushed for over 100 yards, Donald Driver (111) and Greg Jennings (101) went over 100 yards receiving and Aaron Rodgers (308) passed for over 300 yards.

PATRIOTS SCORE 21 POINTS IN 52 SECONDS AGAINST THE JETS

With 10 minutes remaining in the second quarter at the Jets on Nov. 22, 2012, the Patriots were in front, 7-0, but the Jets were in New England territory with a chance to tie the game. Shonn Greene lost a fumble on a fourth-and-1 and the Jets proceeded to allow 21 points within a 52-second span. Steve Gregory recovered the Greene fumble. On the next play, Tom Brady completed a screen pass to Shane Vereen that he took 83 yards for a touchdown. On the second play of the Jets next series, Mark Sanchez fumbled and Gregory scooped up the ball and returned the fumble 32 yards for a touchdown. On the ensuing kickoff, Devin McCourty forced a fumble that was fielded in stride by Julian Edelman, who returned it 22 yards for a touchdown. The Patriots are one of three teams to ever score three touchdowns in under a minute since the 1970 merger.

NFL TEAMS TO SCORE THREE TDS IN UNDER 1 MINUTE

2012 New England Patriots at New York Jets (11-22-12)

2002 Seattle Seahawks vs. Minnesota Vikings (9-29-02)

1998 Atlanta Falcons vs. Carolina Panthers (10-4-98)

NEWLY ACQUIRED PATRIOTS

The Patriots currently have 10 veterans that are new to the team in 2013. Below are some of their thoughts on joining the Patriots:

From Danny Amendola:

"I watch a lot of game film. I've seen every game, last year, year before. I knew what to expect coming in here. It's why I wanted to come here. I'm excited to be here, excited to work."

From Tommy Kelly:

"I've been waiting for this opportunity. I played nine long years out in Oakland. Enjoyed it. We didn't win enough, but I still enjoyed my time out there. I'm late in my career, I want to have a chance to play for [a championship], so this was the best opportunity for me."

From Adrian Wilson:

"I think they pay a lot more attention to detail here. To try to compare the two, I can't really do that, but I can say here that the attention to detail is a must. Every day we go out there, we have a message and everybody buys into that message."



PATRIOTS SUSTAINING SUCCESS

PATRIOTS ARE MOST FREQUENT SUPER BOWL TEAM OVER LAST 30 YEARS

The Patriots have won seven conference championships since the 1985 season and have more conference titles than any other team over the last 30 years (since 1983). Additionally, the Patriots' six conference titles over the last 25 years are two more than the next closest team and New England's six conference championships in the last 20 years are also more than any other team. New England also has more conference titles over the last 15 years (5) and over the last 10 years (4) than any other team.

Most Conference Championships in Last 5 Years (2008-2012)

Pittsburgh.....	2
New England	1
N.Y. Giants	1
New Orleans.....	1
Indianapolis.....	1
Green Bay	1
Arizona.....	1
Baltimore.....	1
San Francisco	1

Most Conference Championships in Last 10 Years (2003-2012)

New England	4
Pittsburgh.....	3
Indianapolis.....	2
N.Y. Giants	2
9 Other Teams.....	1

Most Conference Championships in Last 15 Years (1998-2012)

New England	5
Pittsburgh.....	3
N.Y. Giants	3
Indianapolis.....	2
St. Louis Rams.....	2
Baltimore.....	2

Most Conference Championships in Last 20 Years (1993-2012)

New England	6
Pittsburgh.....	4
Green Bay	3
N.Y. Giants	3
6 Other Teams.....	2

Conference Championships in Last 25 Years (1988-2012)

New England	6
Buffalo	4
N.Y. Giants	4
Pittsburgh.....	4
San Francisco.....	4
Dallas.....	3
Denver	3
Green Bay	3

Most Conference Championships in Last 30 Years (1983-2012)

New England	7
Denver	5
N.Y. Giants	5
San Francisco.....	5
Buffalo	4
Pittsburgh.....	4
Dallas.....	3
Green Bay	3
Washington	3

WHAT HAVE YOU DONE FOR ME LATELY?

Since the 2009 season, the Patriots have maintained their spot atop the NFL in terms of regular season winning percentage and regular season points scored. Since the beginning of the 2010 season, the Patriots have the NFL's highest winning percentage and have scored the most points in the NFL. Since 2011, the Patriots have the second-best winning percentage and have scored the most points.

HIGHEST WINNING PERCENTAGE SINCE 2009

Team	W	L	T	Pct.	PF	PA
New England Patriots	49	15	0	.766	2015	1271
Green Bay Packers	47	17	0	.734	1842	1232
Atlanta Falcons	45	19	0	.703	1598	1262
New Orleans Saints	44	20	0	.688	1902	1441
Baltimore Ravens	43	21	0	.672	1524	1141
Pittsburgh Steelers	41	23	0	.641	1404	1097
San Francisco 49ers	38	25	1	.602	1412	1129
Houston Texans	37	27	0	.578	1575	1369
Indianapolis Colts	37	27	0	.578	1451	1512
San Diego Chargers	37	27	0	.578	1651	1369

HIGHEST WINNING PERCENTAGE SINCE 2010

Team	W	L	T	Pct.	PF	PA
New England Patriots	39	9	0	.813	1588	986
Atlanta Falcons	36	12	0	.750	1235	937
Green Bay Packers	36	12	0	.750	1381	935
Baltimore Ravens	34	14	0	.708	1133	880
Pittsburgh Steelers	32	16	0	.667	1036	773
New Orleans Saints	31	17	0	.646	1392	1100
San Francisco 49ers	30	17	1	.635	1082	848
Chicago Bears	29	19	0	.604	1062	904

HIGHEST WINNING PERCENTAGE SINCE 2011

Team	W	L	T	Pct.	PF	PA
Green Bay Packers	26	6	0	.813	993	695
New England Patriots	25	7	0	.781	1070	673
San Francisco 49ers	24	7	1	.766	777	502
Atlanta Falcons	23	9	0	.719	821	649
Baltimore Ravens	22	10	0	.688	776	610
Houston Texans	22	10	0	.688	797	609
Denver Broncos	21	11	0	.656	790	679

MOST POINTS SCORED SINCE 2009

Team	Points
New England Patriots.....	2015
New Orleans Saints	1902
Green Bay Packers	1842
San Diego Chargers.....	1651
New York Giants	1619
Atlanta Falcons	1598
Houston Texans	1575
Philadelphia Eagles.....	1544
Baltimore Ravens	1524
Dallas Cowboys.....	1500

MOST POINTS SCORED SINCE 2010

Team	Points
New England Patriots.....	1588
New Orleans Saints	1392
Green Bay Packers	1381
Atlanta Falcons	1235
New York Giants	1217
Detroit Lions	1208
San Diego Chargers.....	1197
Houston Texans	1187

MOST POINTS SCORED SINCE 2011

Team	Points
New England Patriots.....	1070
New Orleans Saints	1008
Green Bay Packers	993
Detroit Lions	846
New York Giants	823
Atlanta Falcons	821
Houston Texans	797



INSIDE THE NUMBERS

BY THE NUMBERS

3

The number of interceptions in the end zone by DB Devin McCourty in 2012. He led the team with five interceptions. It is the second time in three years that he has led the team in interceptions.

3

The Patriots own the top three totals in NFL history for most ball control plays from scrimmage with 1,199 in 1994, 1,191 in 2012 and 1,187 in 1995.

5

Linebacker Jerod Mayo has led the Patriots in tackles in each of the last five seasons, amassing 648 tackles over that five-year span.

7

The number of players from Rutgers on the current Patriots roster, the second most from any NCAA school on one NFL team. The Patriots added five of those seven players this offseason by selecting three Scarlet Knights in the 2013 NFL Draft and signing two free agents. The Buccaneers have eight Rutgers players on their active roster.

8

Newly acquired RB Leon Washington and Oakland's Josh Cribbs share the NFL record with 8 kickoffs returned for touchdowns.

9

The number of fumble recoveries by Rob Ninkovich over the last three years (2010-12), the most of any player in the NFL. Brian Urlacher and Vince Wilfork are second with seven.

10

The number of Rob Gronkowski's receptions in 2012 that did not result in a first down. Gronkowski generated 45 first downs on 55 receptions for an 81.8% first down rate, trailing only Buffalo's Scott Chandler among tight ends with at least 40 receptions.

12

The Patriots enter the season having compiled a winning record in 12 consecutive seasons and are the third team in NFL history to have 12 straight winning seasons since the 1970 merger.

13.1

Julian Edelman has a 13.1 punt return average on 72 returns. He needs three more punt returns to reach the NFL qualifying number (75) to statistically become the NFL's all-time punt return leader in average. The NFL's all-time leader is George McAfee with a 12.8-yard average.

27

The Patriots have forced a turnover in 27 straight games, dating back to 2011, and including all 16 games of 2012. The last team to have at least one forced turnover in all 16 regular season games was the 2010 Atlanta Falcons.

26

The Patriots have 26 rookies on their roster, including 7 draftees and 19 undrafted free agents.

38

Including the 26 rookies, there are 10 new veterans and two new first year players for a total of 38 new faces on the 2013 Patriots roster.

48.7

The Patriots led the NFL with by converting on 110 of 226 third down attempts for a 48.7 conversion percentage. Atlanta was second with a 45.1 rate.

1,379

The number of total snaps by Ryan Wendell in 2012 (1,231 offense and 148 on special teams), to lead the NFL.

TOM BRADY BY THE NUMBERS

7

The number of 12-win seasons that Brady has guided the Patriots to during his career, second only to Peyton Manning's 9.

10

The number of division championships by Tom Brady, surpassing the nine division titles by Joe Montana and Peyton Manning for an NFL record.

TOM BRADY BY THE NUMBERS (continued)

48

The number of consecutive games that Brady has thrown at least one touchdown pass, the longest active streak in the NFL and the second longest streak behind Drew Brees (54).

53

The number of regular season 300-yard passing games by Tom Brady, a team record.

95.7

The percent of quarterback keepers converted by Brady (88 of 92) for first downs (66-of-68 on 3rd-and-2 or less and 22 of 24 on 4th-and-2 or less).

107

The number of times that Brady has thrown two or more touchdowns in a game. The Patriots are 91-16 (.850) when he throws for two or more touchdowns.

THE KRAFT ERA

3

The number of Super Bowl championships the Patriots have won since Robert Kraft purchased the team in 1994. That mark is the highest total in the NFL over that span. Only Denver (2; 1997 and 1998), Pittsburgh (2; 2005 and 2008) and the NY Giants (2; 2007 and 2011) have won multiple Super Bowl titles since 1994.

6

The number of conference championships the Patriots have won since Robert Kraft purchased the team in 1994. That mark is the highest total in the NFL over that span. Pittsburgh is second with four conference titles since 1994.

12

The number of division championships won by the Patriots since Kraft purchased the team in 1994.

14

The number of playoff seasons earned by the Patriots in the 19 seasons since Robert Kraft purchased the team.

31

The number of playoff games the Patriots have appeared in since 1994, the most in the NFL. Green Bay has the second most with 28.

206

The number of consecutive home games that have been sold out, including all playoff and preseason games dating back to the 1994 season opener.

225

The number of games the Patriots have won since Robert Kraft purchased the franchise in 1994. Prior to Kraft's ownership, the team had won 225 total games in its entire history from 1960-93.

THE BELICHICK ERA

4

Bill Belichick is the first coach to lead his team to four 500-point seasons (2007, 2010, 2011, 2012).

5

The number of wins Bill Belichick needs to pass Chuck Noll for fifth all-time in career wins as a head coach. Belichick currently has 205 victories, while Noll finished his career with 209 wins.

10

The number of 11-win seasons by Bill Belichick, tied with Tom Landry for second to Don Shula's 13.

24.6

In Bill Belichick's head coaching career, his teams have scored an average of 24.6 points per game, the highest total among head coaches with at least 200 games.



BILL BELICHICK NEWS & NOTES

THE HEAD COACH

19th season as head coach • 39th NFL season

Overall Record: 205-109 (.653)

Regular Season: 187-101 (.649)

Postseason: 18-8 (.692)

With Patriots overall (2000-13): 168-64 (.724)

Super Bowl Titles: 5 (86, 90, 01, 03, 04)

Conf. Titles: 8 (86, 90, 96, 01, 03, 04, 07, 11)

Division Titles: 17 (75, 78, 86, 89, 90, 96, 98, 01, 03, 04, 05, 06, 07, 09, 10, 11, 12)



Bill Belichick is the only head coach in NFL history to win three Super Bowl titles in a four-year span. He has won more regular season games (123) and more games overall (136) during a 10-year stretch (2002-2011) than any other coach in NFL History. In the 2007 season, Belichick led the Patriots to the fourth undefeated and untied regular season in NFL history and the first since the NFL established a 16-game schedule in 1978.

BELICHICK EXTENDS STREAK TO 12TH STRAIGHT WINNING RECORD IN 2012

Bill Belichick has led the Patriots to a winning record for 12 consecutive seasons (2001-2012). The only other NFL coach to have at least 10 consecutive winning seasons with one team since the 1970 merger was Tom Landry, who led the Dallas Cowboys to 16 consecutive winning seasons (1970-1985).

BELICHICK ADDS TO HIS RECORD WITH 10 STRAIGHT SEASONS OF 10 WINS

Bill Belichick has coached the Patriots to 10 straight seasons with 10 or more wins, adding to his NFL record streak. Last season, Belichick became the first coach in NFL history with nine straight seasons with at least 10 victories.

BELICHICK FIRST IN NFL HISTORY WITH 13-PLUS WINS IN FIVE DIFFERENT SEASONS

Bill Belichick is the first head coach in NFL history with 13 or more wins in five different seasons.

2003	14-2
2004	14-2
2007	16-0
2010	14-2
2011	13-3

BELICHICK REACHES 200 WINS

Bill Belichick reached his 200th career win in the Patriots' 49-19 win at the Jets (11/22/12) to become the eighth NFL coach with 200 career victories and the fourth fastest to do so.

MOST WINS NFL COACHES

Head Coach	Team(s)	Games to Reach 200	Record
1. Don Shula	BAL, MIA	286	347-173-6
2. George Halas	Chicago	287	324-151-31
3. Tom Landry	Dallas	325	270-178-6
4. Curly Lambeau	GB, Cards, WAS	300	229-134-22
5. Chuck Noll	Pittsburgh	347	209-156-1
6. Bill Belichick	CLE, NE	307	205-109-0
7. M. Schottenheimer	CLE, KC, WAS, SD	339	205-139-1
8. Dan Reeves	DEN, NYG, ATL	373	201-174-2
9. Chuck Knox	LAR, BUF, SEA		193-158-1
10. Bill Parcells	NYG, NE, NYJ, DAL		183-138-1
11. Mike Holmgren	GB, SEA		174-122-0
12. Joe Gibbs	Washington		171-101-0
13. Paul Brown	CLE, CIN		170-108-6

ELITE COMPANY

Bill Belichick is one of nine NFL head coaches to win three or more championships since the league began postseason play in 1933, but the only one to win three in four years. Belichick joined an exclusive club in which each of the eight other members has been enshrined in the Pro Football Hall of Fame.

HEAD COACHES WITH THREE OR MORE NFL TITLES (Listed alphabetically)

Head Coach	Championship Team(s)
Bill Belichick	Patriots (SB XXXVI, XXXVIII, XXXIX)
Paul Brown	Cleveland Browns (1950, 54, 55)
Weeb Ewbank	Baltimore Colts, New York Jets (1958, 59 SB III)
Joe Gibbs	Washington Redskins (SB XVII, XXII, XXVI)
George Halas	Chicago Bears (1921, 33, 40, 41, 46, 63)
Curly Lambeau	Green Bay Packers (1929, 30, 31, 36, 39, 44)
Vince Lombardi	Green Bay Packers (1961, 62, 65, SB I, II)
Chuck Noll	Pittsburgh Steelers (Super Bowl IX, X, XIII, XIV)
Bill Walsh	San Francisco 49ers (Super Bowl XVI, XIX, XXIII)

BELICHICK'S PATRIOTS RENAISSANCE

Once Head Coach Bill Belichick implemented his coaching design on the Patriots, his approach has given him the best record of any NFL head coach who has coached over 40 games since 2001 (including the postseason).

NFL COACHES' RECORDS SINCE 2001

Coach	Team	W	L	T	Pct.
Bill Belichick	NE	163	53	0	.755
Tony Dungy	TB/IND	101	41	0	.711
John Harbaugh	BAL	62	30	0	.674
Mike Smith	ATL	57	28	0	.671
Mike Tomlin	PIT	68	36	0	.654

AMONG THE GREATS

Bill Belichick has recorded 205 career wins, which ranks 6th all-time in NFL history. Belichick owns a career winning percentage of .653, which is third all-time, behind George Halas (.682) and Don Shula (.667).

TOP WINNING PERCENTAGE AMONG HEAD COACHES WITH AT LEAST 160 WINS (INCL. POSTSEASON)

Head Coach	Team(s)	Years	W	L	T	Pct.
George Halas	CHI	1920-29, 33-41, 46-55, 58-67	324	151	31	.682
Don Shula	BAL/MIA	1963-95	347	173	6	.667
Bill Belichick	CLE/NE	1991-95, 00-12	205	109	0	.653
Curly Lambeau	GB/CHI/WAS	1921-53	229	134	22	.630

NOTE: Winning percentage calculated using current NFL rules, counting a tie as a half-win, half-loss.

SUPER SUCCESS

Bill Belichick is one of just four head coaches to win three Super Bowl championships. Belichick is the only coach to win three Super Bowls in the post-1993 salary cap era.

MOST SUPER BOWL VICTORIES

Head Coach	Team	Titles	Seasons
Chuck Noll	PIT	4	1974, 1975, 1978, 1979
Bill Belichick	NE	3	2001, 2003, 2004
Joe Gibbs	WAS	3	1982, 1987, 1991
Bill Walsh	SF	3	1981, 1984, 1988

NOTE: Sorted by most recent championship. Super Bowls have determined NFL champion since 1966.

PLAYOFF SUCCESS

MOST PLAYOFF WINS BY AN NFL HEAD COACH

Coach	Team(s)	Wins
Tom LandryDallas Cowboys	20
Don ShulaBaltimore Colts, Miami Dolphins	19
Bill BelichickCleveland Browns, New England Patriots	18
Joe GibbsWashington Redskins	17
Chuck NollPittsburgh Steelers	16



BILL BELICHICK NEWS & NOTES

POSTSEASON PROWESS

BEST POSTSEASON RECORDS IN NFL HISTORY
(minimum of 10 games)

Head Coach	Team(s)	W	L	Pct.
Vince Lombardi	GB/WAS	9	1	.900
Tom Flores	Oakland	8	3	.727
Bill Walsh	San Francisco	10	4	.714
Joe Gibbs	Washington	17	7	.708
Bill Belichick	CLE/NE	18	8	.692
John Harbaugh	Baltimore	9	4	.692
Jimmy Johnson	DAL/MIA	9	4	.692

BELICHICK IS GOOD IN DECEMBER

Bill Belichick is 47-8 (.855) in December with New England, the best record in December among head coaches with one team in NFL history (min. 25 games). George Seifert is second (27-6, .818).

BELICHICK NAMED COACH OF THE YEAR 3 TIMES

The Associated Press named Bill Belichick the NFL's Coach of the Year in 2010. It was the third time that Belichick earned the honor. He was also named Coach of the Year following the 2003 and 2007 seasons. Belichick joins Don Shula (4-time winner) and Chuck Knox as the only three-time winners.

BELICHICK FIRST WITH 14 WINS IN FOUR SEASONS

Bill Belichick guided the Patriots to an NFL-best 14-2 record in 2010. Belichick is the first head coach ever to win at least 14 regular-season games in four separate seasons. Only four other coaches — San Francisco's George Seifert (3), Washington's Joe Gibbs (2), Chicago's Mike Ditka (2) and Miami's Don Shula (2) — have more than one 14-win season.

BELICHICK FIRST HEAD COACH IN NFL HISTORY TO LEAD A TEAM TO THREE STRAIGHT 500-POINT SEASONS

Bill Belichick is the first head coach in NFL history to lead a team to three straight 500-point seasons (2010-2012). The Patriots are the first franchise in NFL history to score 500 or more points in four seasons (2007-589, 2010-518, 2011-513 and 2012-557). St. Louis is the only other team to have done it three times (1999-526, 2000-540, 2001-503).

BELICHICK HAS BEEN A PART OF EIGHT SUPER BOWLS DURING HIS CAREER

Belichick has been a part of eight Super Bowls as an assistant coach and head coach, the most in NFL history.

Most Super Bowl Appearances as a head coach or assistant

Head Coach	Super Bowls
Bill Belichick	8 (five as a head coach)
Dan Reeves	7 (four as a head coach)
Don Shula	6 (six as a head coach)
Tom Landry	5 (five as a head coach)
Chuck Knoll	5 (four as a head coach)
Marv Levy	5 (four as a head coach)





TOM BRADY NEWS & NOTES



BRADY'S CAREER NOTES

RECORDING SUCCESS

Tom Brady has quarterbacked the Patriots to victories in 136 of his 175 career regular-season starts, compiling a .777 winning percentage and giving him the best record of any quarterback in the Super Bowl era (since 1966). Brady reached 125 career wins in the fewest starts among quarterbacks in NFL history.



TOP WINNING PERCENTAGES IN SUPER BOWL ERA

(Since 1966, Minimum 50 Starts, Regular Season Only)

Player	Team(s)	Years	W	L	T	Pct.
Tom Brady	NE	2000-12	136	39	0	.777
Roger Staubach	DAL	1969-79	85	29	0	.746
Joe Montana	SF/KC	1979-94	117	47	0	.713

ACTIVE QUARTERBACKS WINNING PERCENTAGE

Minimum 32 Starts (two full seasons), Regular Season Only

Quarterback	Team(s)	W	L	T	Pct.
Tom Brady	NE	136	39	0	.777
Matt Ryan	ATL	56	22	0	.718
Ben Roethlisberger	PIT	87	39	0	.690
Peyton Manning	IND/DEN	154	70	0	.688
Joe Flacco	BAL	54	26	0	.675
Aaron Rodgers	GB	52	26	0	.667
Philip Rivers	SD	70	42	0	.625

MOST CAREER WINS AS A STARTER

(Regular season only) Bold Indicates active players

Rk	Name	W	L	T	Pct.
1.	Brett Favre	186	112	0	.624
2.	Peyton Manning	154	70	0	.688
3.	John Elway	148	82	1	.643
4.	Dan Marino	147	93	0	.613
5.	Tom Brady	136	39	0	.777
6.	Fran Tarkenton	124	109	6	.531
7.	Johnny Unitas	119	64	4	.647
8.	Joe Montana	117	47	0	.713
9.	Terry Bradshaw	107	51	0	.677
10.	Warren Moon	102	101	0	.510

BRADY IS ONE OF FIVE TO AVERAGE AT LEAST 250 YARDS PER GAME

Brady is one of five NFL quarterbacks to average 250 or more yards per game.

NFL RECORD FOR MOST PASSING YARDS PER GAME

Player	Team	Yards/Game
Drew Brees	SD/NO	270.1
Peyton Manning	IND/DEN	265.6
Kurt Warner	STL/ARI	260.8
Dan Marino	Miami	253.6
Tom Brady	Patriots	253.1

BRADY AND BRESS ARE THE ONLY TWO QBs TO AVG. 300-YARDS PER GAME IN THREE SEASONS

Brady averaged 301.7 yards per game in 2012. Brady (300.4 in 2007 and 327.2 in 2011) joins Drew Brees as the first NFL players to average 300 yards per game in three seasons.

NFL RECORD FOR MOST SEASONS AVERAGING 300 OR MORE YARDS PER GAME

3	Tom Brady (2012, 2011, 2007)
3	Drew Brees (2012, 2011, 2008)
2	Dan Fouts (1982, 1981)

BRADY IS ONE OF TWO WITH 35 TDS IN THREE DIFFERENT SEASONS

Brady is the second NFL player to have at least 35 touchdowns in three different seasons.

QB'S WITH THE MOST 35+ PASSING TOUCHDOWNS IN NFL HISTORY

Player	35+TD Pass Seasons
Tom Brady	3 (50 in 2007, 36 in 2010 and 39 in 2011)
Brett Favre	3 (38 in 1995, 39 in 1996 and 35 in 1997)

BRADY REACHES 3,000 PASSING YARDS FOR 10TH TIME

Brady (4,827) went over 3,000 passing yards on the season for the 10th time in his career. Brady entered the Jets game (11/22/12) needing 24 yards to reach 3,000 yards and reached 3,000 yards on a 28-yard pass in the first quarter. He is one of six NFL players with at least 10 3,000-yard seasons.

NFL RECORD FOR MOST 3,000-YARD SEASONS

18	Brett Favre
14	Peyton Manning
13	Dan Marino
12	John Elway
10	Tom Brady
10	Drew Brees

BRADY REACHES 30 TDS FOR FOURTH TIME

Tom Brady finished with 34 passing touchdowns for his third straight 30-touchdown season. Brady now has four 30-touchdown seasons overall after throwing for an NFL-leading 36 in 2010, 39 in 2011 and an NFL-record 50 in 2007. The only other Patriots quarterback to have a 30-touchdown season was Vito "Babe" Parilli in 1964 when he led the AFL with 31. Brady is the fourth quarterback in NFL history to have 30 or more touchdown passes in at least four seasons and the third quarterback in NFL history with three or more straight seasons with 30 or more touchdowns.

MOST SEASONS WITH 30-PLUS TOUCHDOWN PASSES

Brett Favre	9
Peyton Manning	7
Drew Brees	5
Tom Brady	4
Dan Marino	4
Aaron Rodgers	3
Kurt Warner	3

THREE OR MORE STRAIGHT 30 TOUCHDOWN SEASONS

Brett Favre	5 (1994-98)
Drew Brees	5 (2008-2012)
Tom Brady	3 (2010-2012)
Dan Marino	3 (1984-86)

BRADY BECOMES SECOND PLAYER WITH TWO OR MORE SEASONS OF 39-PLUS TDS

Brady finished the 2011 season with 39 touchdown passes, marking the second highest total of his career, trailing the NFL-record of 50 he had in 2007. Brady joins Dan Marino, Drew Brees and Aaron Rodgers as the only players in NFL history with at least two different seasons with 39 or more touchdown passes.

Players with the Most Touchdown Passes in a single season in NFL history

Player	Team	Season	TDs
Tom Brady	Patriots	2007	50
Peyton Manning	Indianapolis	2004	49
Dan Marino	Miami	1984	48
Drew Brees	New Orleans	2011	46
Aaron Rodgers	Green Bay	2011	45
Dan Marino	Miami	1986	44
Drew Brees	New Orleans	2012	43
Matthew Stafford	Detroit	2011	41
Kurt Warner	St. Louis	1999	41
Aaron Rodgers	Green Bay	2012	39
Tom Brady	Patriots	2011	39
Daunte Culpepper	Minnesota	2004	39
Brett Favre	Green Bay	1996	39



TOM BRADY NEWS & NOTES

BRADY HAS 18 CAREER 4-TD GAMES

Brady has thrown four or more touchdowns in a game 18 times with 14 four-touchdown games, two five-touchdown games and two six-touchdown games.

Most Games with 4+ Touchdown Passes

PLAYER 4+ TD Games

1. Brett Favre	23
2. Peyton Manning	22
3. Dan Marino	21
4. Drew Brees	20
5. Tom Brady	18
5. Johnny Unitas	17

Most Games with 4 TDs and No Interceptions

PLAYER Games

1. Tom Brady	14
2. Drew Brees	12
2. Brett Favre	12
4. Peyton Manning	10

BRADY IS ONE OF FIVE NFL PLAYERS WITH AT LEAST TWO GAMES WITH 6 TDS OR MORE

Brady has thrown six touchdowns in a game two times and is one of five NFL players to have thrown at least six touchdowns in a game two times. Brady threw six touchdowns at Miami (10/21/07) and vs. Tennessee (10/18/09).

NFL Players with at least two 6+ TD Games

PLAYER 6+ TD Games

George Blanda	2 games with 7 touchdowns
Y.A. Tittle	1 game with 7 and one with 6 TDs
Tom Brady	2 6 TD games
Peyton Manning	2 6 TD games
Charley Johnson	2 6 TD games

BRADY PASSED UNITAS FOR SECOND LONGEST TOUCHDOWN STREAK

Brady moved past Johnny Unitas (47) and has now thrown at least one touchdown in 48 regular season games for the second longest touchdown streak in NFL history, behind Drew Brees (54).

MOST CONSECUTIVE GAMES, TOUCHDOWN PASSES

Player Games

Drew Brees (2009-2012)	54
Tom Brady (2010-current)	48
Johnny Unitas (1956-60)	47
Brett Favre (2002-04)	36
Dan Marino (1985-87)	30

BRADY TIED NFL MARK WITH 13 STRAIGHT GAMES WITH TWO OR MORE TOUCHDOWNS

Brady threw for one touchdown against the Jets (10/9/11), snapping his streak of 13 straight games with two or more touchdown passes. Brady's streak of 13 straight games with two or more touchdowns is tied with Peyton Manning's 2004 total and Aaron Rodgers' 2011 total for the longest such streak in NFL history.

BRADY IS PATRIOTS ALL-TIME LEADING PASSER

PATRIOTS ALL-TIME LEADING PASSERS

Player	YEARS	ATT	COMP	YARDS
Tom Brady	2000-12	5,958	3,798	44,806
Drew Bledsoe	1993-01	4,518	2,544	29,657
Steve Grogan	1975-90	3,593	1,879	26,886

MOST CAREER TOUCHDOWN PASSES

MOST TOUCHDOWNS CAREER

(regular season only) Bold indicates active players

Rank Name Touchdowns

1.	Brett Favre	508
2.	Peyton Manning	436
3.	Dan Marino	420
4.	Fran Tarkenton	342
5.	Tom Brady	334
6.	Drew Brees	324
7.	John Elway	300
8.	Warren Moon	291
9.	Johnny Unitas	290
10.	Vinny Testaverde	275

BRADY GOES OVER 300 YARDS FOR THE 53rd TIME IN HIS CAREER

Brady had his 53rd NFL game with 300 or more yards passing vs. San Francisco (12/16/12), and his 8th of the 2012 season, and ranks third among active NFL quarterbacks, behind NFL-leader Peyton Manning (72) and Drew Brees (67). The Patriots are 43-10 when Brady throws for 300 or more yards.

NFL QUARTERBACK 300-YARD GAMES (*ACTIVE)

Player 300-Yard Games

Peyton Manning*	72
Drew Brees*	67
Dan Marino	63
Brett Favre	62
Tom Brady*	53
Kurt Warner	52
Dan Fouts	51
Warren Moon	49
Tony Romo	40

Brady had a career-best 11 300-yard games in the 2011 season, which is the second most 300-yard games in a single season. The NFL record for most 300-yard games in a season was set by Drew Brees in 2011 with 13.

TOM BRADY'S RECORD AS A STARTER

	Reg. Season	Playoffs	Total
Overall:	136-39	17-7	153-46
Home:	75-13	11-3	86-16
Road:	61-26	6-4*	67-30*
By Yardage Total			
Less than 200:	29-13	3-1	32-14
200-299:	64-16	10-4	74-20
300 or more:	43-10	4-2	47-12
Other Records			
On Artificial Turf:	73-11	7-5	80-16
Temp. Below 40:	29-4	10-2	39-6
Thanksgiving or later:	54-10	17-7	71-17
Leading at Halftime:	105-11	12-4	117-15
Leading after 3 Qtrs:	113-8	11-3	124-11
Overtime:	8-1	1-0	9-1
Passer rating >100.0:	79-5	8-0	87-5

*-Includes five Super Bowls at neutral sites

BRADY SET NFL RECORD FOR LONGEST HOME WINNING STREAK

Tom Brady set an NFL record for most consecutive home wins as a starting quarterback with his 26th straight win in a regular-season home start following the 45-3 win against the Jets (12/06/10) and extended his streak to 31 before it ended with a 24-20 loss against the New York Giants (11/6/11).

MOST CONSECUTIVE REGULAR-SEASON HOME GAMES WON AS A

STARTING QUARTERBACK:

Player	Team	Years	Streak
Tom Brady	NE	2006-11	31
Brett Favre	GB	1995-98	25
John Elway	DEN	1996-98	22
Bob Griese	MIA	1971-74	20
Randall Cunningham	PHI	1990-94	20



TOM BRADY NEWS & NOTES

TOP QB HOME STARTING RECORDS (MIN. 50 STARTS) SINCE 1970 MERGER (includes postseason)

Player	Team(s)	W	L	T	Pct.
Tom Brady	NE	86	16	0	.843
Terry Bradshaw	PIT	75	14	0	.843
John Elway	DEN	104	25	0	.806

BRADY'S COMEBACKS

Brady has engineered 35 career game-winning performances to lead his team to a victory from a fourth-quarter deficit or tie.

Time Remaining Passing Statistics^										
Date	Opp.	Score	in Reg.	Att	Cmp	Yds	TD	Int		Final
10/21/12	NYJ	23-26	1:37	9	13	95	0	0	(ot)	29-26
01/22/12	BAL*	16-20	15:00	6	3	20	0	1		23-20
12/24/11	MIA	17-17	15:00	11	8	120	0	0		27-24
10/16/11	DAL	13-16	5:13	9	11	87	1	0		20-16
12/19/10	GB	21-27	13:49	6	5	82	1	0		31-27
10/17/10	BAL	10-20	14:53	24	16	156	1	1	(ot)	23-20
09/14/09	BUF	13-24	5:32	13	11	112	2	0		25-24
12/29/07	at NYG	23-28	15:00	12	8	130	1	0		38-35
12/03/07	at BAL	17-24	14:25	17	7	113	1	0		27-24
11/25/07	PHI	24-28	15:00	16	11	109	0	0		31-28
11/04/07	at IND	10-20	9:42	10	8	144	2	0		24-20
01/14/07	at SD*	13-21	8:35	14	9	122	1	1		24-21
12/03/06	DET	13-21	13:07	15	14	101	0	0		28-21
11/26/06	CHI	10-10	14:46	7	6	98	1	0		17-13
11/13/05	at MIA	15-16	2:53	2	2	76	1	0		23-16
10/30/05	BUF	7-16	10:07	4	4	69	0	0		21-16
10/09/05	at ATL	28-28	3:52	2	2	17	0	0		31-28
09/25/05	at PIT	10-13	14:19	12	12	167	0	0		23-20
02/06/05	PHI**	14-14	15:00	4	2	33	0	0		24-21
10/03/04	at BUF	17-17	15:00	4	2	8	1	0		31-17
02/01/04	CAR**	29-29	1:08	5	4	47	0	0		32-29
01/10/04	TEN*	14-14	15:00	11	6	27	0	0		17-14
11/30/03	at IND	31-31	10:21	6	3	31	1	0		38-34
11/23/03	at HST	13-20	3:11	14	10	133	1	0	(ot)	23-20
11/03/03	at DEN	23-26	2:51	4	5	58	1	0		30-26
10/19/03	at MIA	13-13	15:00	10	7	147	1	0	(ot)	19-13
10/05/03	TEN	24-27	4:40	1	1	15	0	0		38-30
12/29/02	MIA	13-24	4:59	13	8	69	1	0	(ot)	27-24
11/10/02	at CHI	19-30	5:16	14	9	116	2	0		33-30
09/22/02	KC	38-38	0:00	5	4	46	0	0	(ot)	41-38
02/03/02	STL**	17-17	1:21	8	5	53	0	0		20-17
01/19/02	OAK*	3-13	15:00	27	20	138	0	0	(ot)	16-13
12/16/01	at BUF	6-9	5:57	13	9	116	0	0	(ot)	12-9
12/02/01	at NYJ	14-16	15:00	7	6	56	0	0		17-16
10/14/01	SD	16-26	8:48	18	13	130	1	0	(ot)	29-26

^Statistics are from the time noted until the end of the game * Divisional Playoffs ** Super Bowl

BRADY HAS 26 COMEBACK DRIVES WHEN TRAILING IN THE FOURTH QUARTER

Brady has 26 comeback drives when trailing in the fourth quarter. His 26 comeback wins are the sixth most in NFL history.

Fourth Quarter Comeback Drives		
Player	Teams	
1. John Elway	Denver	43
2. Peyton Manning	Indy/Denver	38
3. Dan Marino	Miami	37
4. Joe Montana	SF/KC	31
5. Brett Favre	GB/NYJ/MIN	28
6. Tom Brady	Patriots	26

BRADY IN THE POSTSEASON

NFL ALL-TIME LEADERS / PLAYOFF VICTORIES AS STARTING QUARTERBACK

Player	Team(s)	Playoff Wins
Tom Brady	New England	17
Joe Montana	S.F./K.C.	16
Terry Bradshaw	Pittsburgh	14
John Elway	Denver	14
Brett Favre	Green Bay/Minnesota	12
Troy Aikman	Dallas	11
Roger Staubach	Dallas	11

QBs WITH 3 OR MORE SUPER BOWL VICTORIES

Quarterback	Team	Wins
Terry Bradshaw	PIT	4
Joe Montana	SF	4
Troy Aikman	DAL	3
Tom Brady	NE	3

BRADY IN THE POSTSEASON (CONTINUED)

PLAYERS WITH MULTIPLE SUPER BOWL MVP AWARDS

Player	Team	MVPs
Joe Montana	SF	3
Terry Bradshaw	PIT	2
Tom Brady	NE	2
Bart Starr	GB	2
Eli Manning	NYG	2

BRADY GUIDES PATRIOTS TO 7TH 12-WIN SEASON

Tom Brady guided the Patriots to their 12th win in 2012. Since entering the NFL in 2000, Brady's teams have reached 12 regular-season wins in seven different seasons, second all-time, behind Peyton Manning.

Starting QBs with the most 12-win Regular Seasons in NFL History

Player	Seasons
Peyton Manning	9
Tom Brady	7
Brett Favre	6
John Elway	4
Jim Kelly	4

BRADY BECOMES THE 14TH PLAYER IN NFL HISTORY WITH 40,000 CAREER YARDS

Tom Brady (44,806 passing yards) entered the game at Tennessee (9/9/12) needing 21 yards to become the 14th player in NFL history with 40,000 career passing yards and reached the feat on a 28-yard pass to TE Rob Gronkowski in the first quarter.

BRADY HAS THIRD BEST QB RATING

Quarterback	Years	Team(s)	Rating
Aaron Rodgers	2005-2012	Green Bay	104.9
Steve Young	1985-99	TB/SF	96.8
Tom Brady	2000-2012	Patriots	96.6
Peyton Manning	1998-2012	IND/DEN	95.7

WINNINGEST COACH/QB TANDEM

Bill Belichick and Tom Brady have the best winning percentage among a head coach/starting quarterback tandem since the 1970 merger. The tandem's 136 wins are the most wins by any coach-QB tandem since the 1970 AFL-NFL merger.

WINNINGEST COACH/QB TANDEM SINCE 1970

(Regular Season Only – by winning percentage)

Quarterback/Head Coach	Team	W	L	T	Pct.
Tom Brady/Bill Belichick	NE	136	39	0	.777
Ken Stabler/John Madden	OAK	60	19	1	.756
Jim McMahon/Mike Ditka	CHI	46	15	0	.754
Peyton Manning/Tony Dungy	IND	73	24	0	.753

WINNINGEST COACH/QB TANDEM SINCE 1970

(Regular Season Only – by victories)

Quarterback/Head Coach	Team	W	L	T	Pct.
Tom Brady/Bill Belichick	NE	136	39	0	.777
Dan Marino/Don Shula	MIA	116	68	0	.630
Terry Bradshaw/Chuck Noll	PIT	107	51	0	.601

BRADY SETS NFL RECORD FOR MOST PASS ATTEMPTS WITHOUT AN INTERCEPTION

Tom Brady extended his streak to 358 consecutive regular season pass attempts without an interception before throwing his first interception since Oct. 17, 2010 in the 2011 opener at Miami (9/1/11). Brady eclipsed Bernie Kosar's record of 308 pass attempts on Dec. 26, 2010 at Buffalo. He ended a streak of 201 pass attempts without an interception at Miami (12/2/12).

MOST CONSECUTIVE PASS ATTEMPTS WITHOUT AN INTERCEPTION

358	Tom Brady (Patriots)	2010-11
308	Bernie Kosar (Cleveland)	1990-91
294	Bart Starr (Green Bay)	1964-65
279	Jeff George (IND/ATL)	1993-94
277	Rich Gannon (Oakland)	2001
271	Jason Campbell (Washington)	2007-08



TOM BRADY NEWS & NOTES

TOM BRADY EARNS 23rd AFC PLAYER OF THE WEEK HONOR; MOST IN NFL HISTORY

Tom Brady was named AFC Offensive Player of the Week by the National Football League for his performance in the Patriots' 42-14 victory over Houston (12/10/12). It was the 23rd time in his career, and third of the 2012 season, that Brady had received the AFC Offensive Player of the Week honor. He also earned the award following the Patriots' 52-28 win at Buffalo (9/30/12) and the 45-7 win at St. Louis (10/28/12). Brady is tied with Peyton Manning for the most Player of the Week awards earned by a player since the accolade was instituted in 1984.

THE PLAYERS WITH THE MOST CAREER PLAYER OF THE WEEK AWARDS

Player	Career	Team	POW Awards
Tom Brady	2000-present	Patriots	23
Peyton Manning	1998-present	Colts/Broncos	23
Dan Marino	1983-1999	Dolphins	18
Brett Favre	1991-2010	Packers, Jets, Vikings	16
John Elway	1983-1998	Broncos	15

BRADY IS FIFTH WITH FIVE 4,000-YARD SEASONS

Brady reached 4,000 yards passing for the fifth time in his career in 2012. Brady had 4,110 yards in 2005, 4,806 in 2007, 4,398 in 2009, 5,235 in 2011 and had 4,827 yards in 2012. He joins Dan Marino (6), Brett Favre (6), Drew Brees (7) and Peyton Manning (12) as the only players to have at least five seasons with 4,000 passing yards.

All-time 4,000-yard passing seasons

- 12 Peyton Manning
- 7 Drew Brees
- 6 Dan Marino
- 6 Brett Favre
- 5 Tom Brady**
- 4 Warren Moon
- 4 Philip Rivers
- 4 Tony Romo

BRADY IS TIED FOR SECOND WITH MOST GAMES WITH 3 TDS AND NO INTERCEPTIONS

Player	Most Games with 3+ TD Passes and 0 Int.
Peyton Manning	38
Tom Brady	36
Brett Favre	36
Drew Brees	27
Dan Marino	18
Fran Tarkenton	18

BRADY SETS NFL RECORD WITH AT LEAST TWO TOUCHDOWNS AND NO INTERCEPTIONS

Tom Brady set an NFL record by throwing at least two touchdowns without an interception in each of the final nine games of the 2010 season. Brady passed Don Meredith's previous record of six straight games with two or more touchdowns and no interceptions (1965-66).

BRADY NOW HAS 9 GAMES WITH 300 YARDS, 4 TDS AND 0 INTERCEPTIONS

Tom Brady had his ninth NFL game with 300 yards, four touchdowns and no interceptions against St. Louis (10/28/12) to tie the NFL record with Drew Brees. Brees has since added another to take the NFL with 10 such games.

BRADY MOVES PAST DREW BLEDISOE INTO 9TH PLACE ON THE PASSING YARDS LIST

Brady (44,806) moved past Drew Bledsoe (44,611) into 9th place on the NFL's all-time passing list. Drew Brees is in 8th place with 45,919 passing yards.

BRADY MOVES INTO 8TH FOR MOST PASS COMPLETIONS

Tom Brady (3,798) moved past Vinny Testaverde (3,787) into 8th place on the NFL's all-time completion list. Drew Bledsoe is in 7th place with 3,839 completions.



BRADY'S SEASON NOTES

BRADY REACHES 5,000 YARDS IN 2011

Brady set a franchise record with 5,235 passing yards in 2011 and joined Drew Brees (5,177 in 2012, 5,476 in 2011 and 5,069 in 2008), Dan Marino (5,084 in 1984) and Matthew Stafford (5,038 in 2011) as the only players in NFL history to reach 5,000 passing yards in a single season.

Most Passing Yards in a season

5,476	Drew Brees, New Orleans in 2011
5,235	Tom Brady, Patriots in 2011
5,177	Drew Brees, New Orleans in 2012
5,084	Dan Marino, Miami in 1984
5,069	Drew Brees, New Orleans in 2008
5,038	Matthew Stafford, Detroit in 2011

NFL RECORD FOR MOST PASSING YARDS PER GAME/SEASON

Player	Team	Year	Yards/Game
Drew Brees	New Orleans	2011	342.3
Tom Brady	Patriots	2011	327.2

BRADY HAD CAREER HIGH WITH 4 RUSHING TDS IN 2012

Brady scored his career-high fourth rushing touchdown of the 2012 season vs. San Francisco (12/16/12). His previous best was in 2011 when he had three rushing touchdowns. He enters the 2013 season with 14 career rushing touchdowns.

BRADY THREW AT LEAST ONE TOUCHDOWN PASS IN ALL 16 GAMES IN 2012 FOR THE THIRD STRAIGHT SEASON

Since the NFL went to a 16-game season in 1978, Tom Brady is the only quarterback to have thrown for at least one touchdown pass in each game for three consecutive seasons. Since the NFL went to a 16-game season, only eight quarterbacks have thrown for at least one touchdown pass in each game. Brady and Peyton Manning were the only quarterbacks to do so in 2012.

OBS WITH A LEAST ONE TD PASS IN ALL 16 GAMES IN A SEASON

Tom Brady (New England)	2010, 2011, 2012
Drew Brees (New Orleans)	2010, 2011
Peyton Manning (Denver)	2012
Daunte Culpepper (Minnesota)	2004
Brett Favre (Green Bay)	2003
Kurt Warner (St. Louis)	1999
Dan Marino (Miami)	1984, 1986
Dave Krieg (Seattle)	1984

*16-game schedule was instituted in 1978

BRADY IS ONE OF FOUR NFL QUARTERBACKS WITH AT LEAST TWO SEASONS OF 400 COMPLETIONS

Tom Brady completed 401 passes in 2011 and 2012 to become one of four NFL quarterbacks to have completed at least 400 passes in at least two seasons.

Player 400-COMPLETION SEASONS

Drew Brees	5 – 2007, 2008, 2010, 2011 and 2012
Tom Brady	2 – 2011 and 2012
Peyton Manning	2 – 2010 and 2012
Matthew Stafford	2 – 2011 and 2012



TOM BRADY NEWS & NOTES



BRADY'S GAME NOTES

BRADY SETS FRANCHISE RECORD WITH 517 PASSING YARDS

Brady set a franchise record with 517 passing yards in the 2011 season-opener at Miami (9/12/11). The previous high was 426 yards by Drew Bledsoe vs. Minnesota on Nov. 13, 1994. Brady's previous best was 410 passing yards vs. Kansas City on Sept. 22, 2002. Brady is one of 14 NFL quarterbacks to throw for 500 yards or more. His 517 yards are the seventh highest in NFL history.

PLAYER	TEAM	500 YARD GAME
Norm Van Brocklin	LA Rams	554 yards in 1951
Matt Schaub	Houston	527 yards in 2012
Warren Moon	Houston Oilers	527 yards in 1990
Boomer Esiason	Arizona	522 yards in 1996
Dan Marino	Miami	521 yards in 1988
Matthew Stafford	Detroit	520 yards in 2011
Tom Brady	Patriots	517 yards in 2011

BRADY HAD 423 YARDS AS A FOLLOW-UP TO HIS 517 YARD PERFORMANCE IN MIAMI IN 2011

In the 2011 season opener in Miami (9/12/11), Brady threw for 517 yards. In Week 2 against San Diego (9/18/11), Brady became the first 500-yard passer to follow up his 500-yard performance by throwing for 400 or more yards. Before Brady's performance against the Chargers, only Drew Brees (2006) had followed-up a 500-yard game with 300 or more passing yards.

BRADY IS ONE OF SEVEN TO THROW FOR CONSECUTIVE 400-YARD GAMES

Brady is one of just seven NFL quarterbacks to have back-to-back games with 400 or more passing yards.

NFL RECORD FOR MOST CONSECUTIVE GAMES WITH 400 OR MORE YARDS PASSING

2 Tom Brady, 2011 (517, 423)

- 2 Cam Newton, Carolina, 2011 (422, 432)
- 2 Matt Cassel, Patriots, 2008 (400, 415)
- 2 Billy Volek, Tennessee, 2004 (426, 492)
- 2 Phil Simms, NY Giants, 1985 (432, 513)
- 2 Dan Marino, Miami, 1984 (470, 404)
- 2 Dan Fouts, San Diego, 1982 (444, 435)

BRADY'S 443 YARDS AGAINST SF IN 2012 ARE SECOND HIGHEST OF HIS CAREER

Tom Brady threw for 443 yards vs. San Francisco (12/16/12), marking the second highest single-game yardage total of his career. The game marked the fourth time in Brady's career that he has eclipsed the 400-yard mark.

MOST PASSING YARDS IN A GAME IN PATRIOTS HISTORY

Player	Date	Opp	Att	Cmp	Yds	TD	Int
Tom Brady	9/12/11	MIA	48	32	517	4	1
Tom Brady	12/16/12	SF	65	36	443	1	2
Drew Bledsoe	11/13/94	MIN	70	45	426	3	0
Drew Bledsoe	11/23/98	MIA	54	28	423	2	2
Tom Brady	9/18/11	SD	40	31	423	3	0

BRADY TIED NFL RECORD WITH THREE STRAIGHT GAMES WITH 30 COMPLETIONS IN 2011

Brady tied an NFL record with three straight games with 30 completions after completing 32 at Miami (9/12/11), 31 vs. San Diego (9/18/11) and 30 at Buffalo (9/25). He shares the record with Drew Brees (2011), Steve Young (1995), Rich Gannon (2002), Kurt Warner (2008) and Peyton Manning (2010). The most 30 completion games Brady has had in a season is five in 2007.

BRADY'S 65 PASS ATTEMPTS AGAINST SF ARE A CAREER-HIGH

Tom Brady's 65 passing attempts vs. San Francisco (12/16/12) are a career high, topping his 58 pass attempts at Seattle on Oct. 14, 2012. Brady's 65 attempts are the most in franchise history in a non-overtime game and are the second most in team history in any game, trailing only Drew Bledsoe's 70 attempts in an overtime win vs. Minnesota on Nov. 13, 1994. Brady's 65 pass attempts are the seventh most in NFL history and the most since Brian Griese had 67 for Tampa Bay at Chicago on Sept. 21, 2008 in overtime. It is the most in a non-overtime NFL game since Dec. 24, 2000 when the Jets Vinny Testaverde attempted 69 passes at Baltimore.

MOST PASSING ATTEMPTS IN A GAME IN PATRIOTS HISTORY

Player	Date	Opp	Att	Cmp	Yds	TD	Int
Drew Bledsoe	11/13/94	Min	70	45	426	3	0*
Tom Brady	12/16/12	SF	65	36	443	1	2
Drew Bledsoe	12/16/95	Pit	60	39	336	3	1
Steve Grogan	11/12/89	NO	59	27	283	1	1
Tom Brady	10/14/12	Sea	58	36	395	2	2

*Overtime

BRADY HAS LED THE PATRIOTS TO FIVE 50-POINT GAMES

Brady and the Patriots knocked off Indianapolis 59-24 on Nov. 18, 2012. The game marked the fifth time that New England scored at least 50 points in a game started by Brady, the second-most 50-point games by a starting QB in NFL history (Pro Football Hall of Famer Len Dawson has six.)

Date	Opponent	Score
10/28/07	vs. Washington	52-7
11/18/07	at Buffalo	56-10
10/18/09	vs. Tennessee	59-0
9/30/12	at Buffalo	52-28
11/18/12	vs. Indianapolis	59-24

BRADY HAS THROWN TWO 50-YARD PASSES IN THE SAME GAME SEVEN TIMES

Brady has thrown at least two 50-yard passes in the same game seven times in his career after completing an 83-yard touchdown pass to Shane Vereen and a 56-yard touchdown pass to Julian Edelman at the Jets on Nov. 22, 2012. His career best was when he had a 58-yard touchdown, a 58-yard pass and an 81-yard touchdown at Miami on Dec. 6, 2009.

BRADY'S GAMES WITH AT LEAST TWO 50-YARD PASSES

- 10/9/05 @ Atlanta
 - 55t (3Q) Bethel Johnson
 - 51 (1Q) Deion Branch
- 1/14/06 @ Denver *AFC Divisional Playoff Round
 - 73 (4Q) Deion Branch
 - 51 (2Q) Andre' Davis
- 12/31/06 @ Tennessee
 - 62t (3Q) Reche Caldwell
 - 52 (1Q) Corey Dillon
- 12/9/07 vs. Pittsburgh
 - 63t (2Q) Randy Moss
 - 56t (3Q) Jabar Gaffney >Flea-flicker w/R. Moss
- 11/15/09 @ Indianapolis
 - 63t (2Q) Randy Moss
 - 55 (1Q) Randy Moss
- 12/06/09 @Miami
 - 58t (1Q) Randy Moss
 - 58 (2Q) Wes Welker
 - 81t (3Q) Sam Aiken
- 11/22/12 @NY Jets
 - 83t (2Q) Shane Vereen
 - 56t (2Q) Julian Edelman



PATRIOTS OFFENSIVE NOTES

QUARTERBACK CLASS OF 2000

Tom Brady was the seventh quarterback selected in the 2000 NFL Draft. The Patriots selected him in the sixth round with the 199th overall pick.

Quarterbacks taken in the 2000 NFL Draft

Rd	Pick	Player	Taken By
1	18	Chad Pennington	NY Jets
3	65	Giovanni Carmazzi	San Francisco
3	75	Chris Redman	Baltimore
5	163	Tee Martin	Pittsburgh
6	168	Marc Bulger	New Orleans
6	183	Spergon Wynn	Cleveland
6	199	Tom Brady	New England



WR DANNY AMENDOLA

DANNY AMENDOLA ON WEARING TROY BROWN'S JERSEY #80

When Danny Amendola joined the Patriots in the offseason, he was assigned jersey #80, the same number worn by Patriots' Hall of Fame member Troy Brown, who finished his career as the team's all-time leading receiver and is still the team's all-time leading punt returner.

Said Amendola on wearing Brown's jersey #80: "I talked to (Troy Brown) a little bit before I came here to camp," Amendola said. "I told him he's one of the greatest ever, and it's an honor to wear No. 80. I'm going to try to represent it the best I can."



TE JAKE BALLARD

BALLARD CAUGHT THE PATRIOTS EYE IN A GAME AGAINST THE GIANTS IN 2011

TE Jake Ballard played well in a game against the Patriots in 2011 while a member of the New York Giants. He scored the game-winning touchdown with 15 seconds remaining at New England on Nov. 6, 2010 in a 24-20 Giants victory. Ballard finished that game with four receptions for 67 yards.



RB BRANDON BOLDEN

BOLDEN HAS FIRST 100-YARD DAY AND FINISHES WITH AN 8.6-YARD AVERAGE

Rookie RB Brandon Bolden finished with 16 carries for 137 yards and an 8.6-yard average at Buffalo (9/30/12) with runs of 20 and 27 yards. His 8.6-yard average is tied for the third highest ever in a single game for the Patriots among running backs with at least 15 rushing attempts. He earned the FedEx Ground Player of the Week for his performance.

BOLDEN HAS FIRST 100-YARD DAY AND FINISHES WITH AN 8.6-YARD AVERAGE (continued)

Highest Rushing Average/Single Game
(min. 15 rushing attempts)

Player	Average
Curtis Martin	9.6 (17-164 vs. Washington, Oct. 13, 1996)
Tony Collins	9.2 (23-212 vs. N.Y. Jets, Sept. 18, 1983)
Sammy Morris	8.6 (16-138 vs. Denver, Oct. 20, 2008)
Jim Nance	8.6 (17-146 at Houston, Dec. 11, 1966)
Brandon Bolden	8.6 (16-137 at Buffalo, Sept. 30, 2012)
Stevan Ridley	8.5 (15-127 at St. Louis, Oct. 28, 2012)

FOOTBALL RUNS IN BOLDEN'S FAMILY

Bolden's grandfather, Frank Pitts, played 10 years in the NFL (1965-74) as a receiver for Kansas City, Cleveland and Oakland. He was with Kansas City for two Super Bowls, losing Super Bowl I and winning Super Bowl IV. Said Bolden about his grandfather, "I remember being 6 years old, him popping in a highlight film of Super Bowl I and IV. I've seen that tape at least 500 times."



OL DAN CONNOLLY

DAN CONNOLLY HAS THE LONGEST KICKOFF RETURN EVER BY AN OFFENSIVE LINEMAN

Dan Connolly was named AFC Special Teams Player of the Week after he returned a kickoff 71 yards to the 4-yard line in the second quarter of the Patriots win vs. Green Bay on Dec. 19, 2010. According to the Elias Sports Bureau, it is the longest kickoff return by an offensive lineman in NFL history. The run by Connolly topped the 48-yard touchdown return by Atlanta's Mal Snyder in 1969. Previously, the longest kickoff return for a Patriots offensive lineman was a 27-yard return by G Stephen Neal on Nov. 30, 2008 vs. Pittsburgh. Connolly's previous best was a 16-yard return vs. Miami on Nov. 8, 2009.



WR JULIAN EDELMAN

JULIAN EDELMAN SETS FRANCHISE RECORD WITH A 94-YARD PUNT RETURN FOR A TOUCHDOWN

WR Julian Edelman set a franchise record with a 94-yard punt return for a touchdown in the second quarter vs. Miami (01/02/11). The previous longest punt return was an 89-yard touchdown return by Mike Haynes vs. Buffalo on Nov. 7, 1976. Edelman returned his second career punt for a touchdown vs. Kansas City on Nov. 21, 2011 with a 72-yard return. He was named AFC Special Teams Player of the Week for his performance against Kansas City. He scored his third punt return for a touchdown with a 68-yarder vs. Indianapolis (11/18/12) to tie a franchise record.

Most Punt Return Touchdowns/Patriots Career

3 Julian Edelman
3 Troy Brown
3 Irving Fryar
2 Mike Haynes

EDELMAN SETS PATRIOTS RECORD FOR BEST PUNT RETURN AVERAGE IN A SEASON

Edelman has the two best punt return averages in a single season in New England history with a 15.3-yard punt return average in 2010 and a 15.5-yard punt return average in 2012. The previous best was a 14.8 punt return average by Mack Herron in 1974. In 2010, Edelman led the AFC and finished second in the NFL with a 15.3 punt return average. Chicago's Devin Hester led the NFL with a 17.1-yard average.

Patriots Best Punt Return Average/Season
(min. 15 returns)

Player	PR Avg.	Year
Julian Edelman	15.5	2012
Julian Edelman	15.3	2010
Mack Herron	14.8	1974
Troy Brown	14.2	2001



PATRIOTS OFFENSIVE NOTES

EDELMAN HAS HIGHEST PUNT RETURN AVERAGE IN TEAM HISTORY

Edelman has returned 72 punts for 943 yards during his Patriots' career and is first in team history with a 13.1 average. The NFL all-time leader (min. of 75 returns) is 12.8 by George McAfee of Chicago (1940-41, 45-50) with 112 returns for 1,431 yards. Edelman needs three more returns to qualify for the all-time lead in NFL history.

HIGHEST PUNT RETURN AVERAGE, PATRIOTS CAREER (20 Returns)

Player	Punt Rt Avg.	Year
Julian Edelman	13.1	2009-12(72-943)
Mack Herron	12.0	1973-75 (74-888)
Carl Garrett	11.3	1969-72 (43-487)
Wes Welker	10.4	2007-12 (114-1,185)

HIGHEST PUNT RETURN AVERAGE IN THE NFL (75 Returns)

Player	Punt Rt Avg.	Year
George McAfee (Chicago)	12.8 (112-1,431)	(1940-41, 1945-150)
Jack Christiansen (Detroit)	12.7 (85-1,084)	(1951-58)
Claude Gibson (SD, OAK)	12.5 (110-1,381)	(1961-65)

EDELMAN IS FIRST PATRIOTS PLAYER WITH TWO PUNT RETURNS OF 40 YARDS IN THE SAME GAME

Edelman had a 68-yard punt that he returned for a touchdown and a 49-yard return vs. Indianapolis (11/18/12). He is the first player in team history with two punt returns of 40 or more yards in the same game. Troy Brown came close in 2000 when he had returns of 39 and 66 against Tampa Bay.

EDELMAN'S 47-YARD RUN IS THE LONGEST RUN BY A PATS WIDE RECEIVER

Edelman had a 47-yard run in the fourth quarter vs. Indianapolis (11/18/12). It was the longest run from scrimmage for the Patriots in 2012, topping Steven Ridley's 41-yard run against St. Louis in London on Oct. 28. It is the longest run ever by a Patriots receiver, topping Troy Brown's 35-yard run vs. Tampa Bay on Sept. 3, 2000. It is the longest run by a Patriots player since Sammy Morris had a 55-yard run on Dec. 27, 2009 vs. Jacksonville.

EDELMAN GOES FROM STANDOUT QB TO WR

Edelman began his college football career with a year at the College of San Mateo (Calif.) before transferring to Kent State where as a senior he completed 56% of his passes (153 of 275 passes for 1,820 yards) with 13 touchdowns. He was also the leading rusher, gaining 1,551 yards on 215 attempts (an average of 7.5 yards per carry) and scoring 13 touchdowns. His offensive numbers broke Kent State's single-season record for total offense set by Joshua Cribbs in 2003.



TE ROB GRONKOWSKI

GRONKOWSKI SETS NFL RECORD FOR RECEIVING YARDS BY A TIGHT END

Rob Gronkowski finished the 2011 season with 1,327 receiving yards, surpassing San Diego's Kellen Winslow's 1980 record of 1,290 receiving yards for most receiving yards in a season by a tight end. New Orleans' Jimmy Graham also broke Winslow's old record, but finished with 1,310 receiving yards, 17 shy of Gronkowski's new record.



Most Receiving Yards by Tight End in the NFL

Player	Yards	Year
Rob Gronkowski	1,327	2011
Jimmy Graham (NO)	1,310	2011
Kellen Winslow (SD)	1,290	1980
Tony Gonzalez (KC)	1,258	2004
Todd Christensen (Raiders)	1,247	1983
Jackie Smith (STL)	1,205	1967
Tony Gonzalez (KC)	1,203	2000
Pete Retzlaff (PHI)	1,190	1965
Ben Coates (NE)	1,174	1994

Most Receiving Yards by a Patriots Tight End

Player	Yards	Year
Rob Gronkowski	1,327	2011
Ben Coates	1,174	1994
Ben Coates	915	1995
Aaron Hernandez	910	2011
Marv Cook	808	1991
Don Hasselbeck	808	1981

GRONKOWSKI SETS NFL RECORD FOR RECEIVING YARDS BY A TIGHT END (continued)

Most Receptions by a Patriots Tight End

Player	Rec.	Year
Ben Coates	96	1994
Rob Gronkowski	90	2011
Ben Coates	84	1995
Marv Cook	82	1991
Aaron Hernandez	79	2011

GRONKOWSKI SETS NFL MARK FOR TOUCHDOWNS BY A TIGHT END IN A SEASON

Gronkowski set an NFL record for most touchdowns by a tight end with 18 overall touchdowns (17 receiving and 1 rushing). Gronkowski passed the old mark of 13 receiving touchdowns by Vernon Davis (SF in 2009) and Antonio Gates (SD in 2004). In addition to his 17 touchdown receptions, Gronkowski scored on a lateral in the third quarter vs. Indianapolis (12/4/11), credited as his first career rushing play.

MOST TOTAL TDs BY A TIGHT END IN A SINGLE NFL SEASON

18	Rob Gronkowski	NE	2011	(17 pass, 1 rush)
13	Vernon Davis	SF	2009	(13 pass)
13	Antonio Gates	SD	2004	(13 pass)

MOST TD RECEPTIONS BY A TIGHT END IN A SINGLE NFL SEASON

17	Rob Gronkowski	NE	2011
13	Vernon Davis	SF	2009
13	Antonio Gates	SD	2004



PATRIOTS OFFENSIVE NOTES

GRONKOWSKI SECOND PATRIOTS TIGHT END TO REACH 1,000 YARDS

Gronkowski became the second tight end in New England Patriots history to go over 1,000 receiving yards in 2011. He broke TE Ben Coates (1,174 yards in 1994) franchise record en route to his NFL tight end receiving record of 1,327 yards.

GRONKOWSKI BECOMES FIRST PATRIOTS TIGHT END TO RECORD A RUSHING TOUCHDOWN

Gronkowski scored a 2-yard touchdown on a lateral from Tom Brady in the third quarter vs. Indianapolis (12/4/11), becoming the first tight end in Patriots history to score a rushing touchdown. Gronkowski is the first NFL tight end to score a rushing touchdown since Tennessee's Bo Scaife had a 31-yard scoring run against Baltimore on Nov. 12, 2006. He is the first tight end since the 1970 merger to have two receiving touchdowns and a rushing touchdown in the same game.

LED AFC IN SCORING IN 2011; FIRST TIME THAT A TE HAS LED A CONFERENCE IN SCORING

Gronkowski led the AFC in scoring among non-kickers with 108 points in 2011 and finished second in the NFL to Philadelphia's LeSean McCoy, who had 120 points. It is the first time in NFL history that a tight end has led his conference in scoring and the first time a tight end has led the NFL in touchdown receptions (17).

GRONKOWSKI HAS THREE STRAIGHT 10-TD SEASONS

Gronkowski has three straight 10 touchdown seasons (10 in 2010, 18 in 2011 and 11 in 2012). Gronkowski joins Randy Moss (2007, 2008 and 2009) and Corey Dillon (2004, 2005, 2006) as the only Patriots with three straight 10-plus touchdown seasons and three 10-plus touchdown seasons overall.

CONSECUTIVE 10-PLUS TD SEASONS / PATRIOTS HISTORY

3 Rob Gronkowski - 2010, 2011, 2012

3 Randy Moss - 2007, 2008, 2009

3 Corey Dillon - 2004, 2005, 2006

2 BenJarvus Green-Ellis - 2010, 2011

2 Curtis Martin - 1995, 1996

MOST 10-PLUS TOUCHDOWN SEASONS / PATRIOTS HISTORY

3 Rob Gronkowski - 2001, 2011, 2012

3 Randy Moss - 2007, 2008, 2009

3 Corey Dillon - 2004, 2005, 2006

2 BenJarvus Green-Ellis - 2010, 2011

2 Curtis Martin - 1995, 1996

2 Stanley Morgan - 1979, 1986

GRONKOWSKI IS FIRST TIGHT END WITH THREE STRAIGHT 10-PLUS TOUCHDOWN SEASONS

Gronkowski had 11 touchdowns in 2012 and is the first tight end in NFL history to have three straight 10-plus touchdown seasons.

CONSECUTIVE 10-PLUS TD SEASON BY A TE/NFL HISTORY

Rob Gronkowski 10 in 2010, 18 in 2011, 11 in 2012

Antonio Gates 13 in 2004 and 10 in 2005

GRONKOWSKI IS SECOND IN NFL HISTORY TO RUSH FOR A TD, CATCH A TD, RECORD A TACKLE AND RETURN A KICKOFF IN THE SAME SEASON

In 2011, Gronkowski became the second tight end in NFL history to rush for a touchdown, catch a touchdown, record a tackle and return a kickoff in the same season. Bo Scaife was the first to accomplish the feat in 2006 with Tennessee.

GRONKOWSKI REACHED 20 TDS IN FEWEST GAMES AMONG TEs IN NFL HISTORY

Gronkowski reached the 20-touchdown mark in just 26 career games, the fewest games among tight ends in NFL history.

TEs TO REACH 20 TD REC. IN THE FEWEST GAMES

Player	Team	Games to 20 TD catches
Rob Gronkowski	Patriots	26
Mike Ditka	Chicago	31
Kellen Winslow	San Diego	35
Antonio Gates	San Diego	37

GRONKOWSKI IS SECOND ON PATRIOTS LIST FOR TOUCHDOWNS BY A TIGHT END

Most Receiving Touchdowns by a Patriots Tight End

Player	TD	Years
Ben Coates	50	1991-99
Rob Gronkowski	38	2010-Present
Russ Francis	28	1975-80, 87-88
Ben Watson	20	2004-09

MOST TD CATCHES BY A PATS TIGHT END

MOST TD CATCHES IN A SEASON BY A PATRIOTS TE

Player	Year	Rec	Yds	Avg	Lg	TD
Rob Gronkowski	2011	90	1327	14.7	52t	17
Rob Gronkowski	2010	42	546	13	28	10
Ben Coates	1996	62	682	11	84t	9

Gronkowski finished the 2011 season with 90 receptions, posting the 13th season with 90 or more receptions by a tight end. New Orleans' Jimmy Graham (99) also eclipsed the 90-reception plateau in 2011.

GRONKOWSKI'S 18 OVERALL TDS ARE SECOND MOST BY A PATRIOT IN A SEASON

Gronkowski finished the 2011 season with 18 overall touchdowns (17 receiving, 1 rushing). His 18 overall touchdowns passed Curtis Martin (17 overall in 1996) for the second highest single-season total in Patriots history. Randy Moss had a franchise record 23 total touchdowns in 2007.

PATRIOTS RECORD BOOK / MOST TOUCHDOWNS IN A SEASON

Player	Season	TDs
Randy Moss	2007	23
Rob Gronkowski	2011	18
Curtis Martin	1996	17

GRONKOWSKI'S 38 TDS RECEPTIONS ARE THIRD MOST IN FIRST THREE NFL SEASONS

Most Touchdown Catches First Three NFL seasons

No.	Player
43	Randy Moss (Minnesota - 17, 11 and 15)
40	Jerry Rice (SF - 3, 15 and 22)
38	Rob Gronkowski (10, 17 and 11)

Gronkowski has 38 touchdown receptions and 39 touchdowns overall in his first 43 NFL games since entering the NFL in 2010. The NFL record for most overall touchdowns in a player's first three NFL seasons is 47 by Barry Sanders (43 rushing and 4 receiving) and the record for most touchdown receptions in a player's first three NFL seasons is 43 by Randy Moss.



PATRIOTS OFFENSIVE NOTES

GRONKOWSKI COULD BECOME THE FASTEST TO 40 TOUCHDOWNS

Gronkowski enters the 2013 season with 38 touchdown receptions in 43 regular season NFL games and has an opportunity to become the fastest to 40 touchdown receptions.

FASTEST TO 40 TOUCHDOWNS RECEIVING/ TIGHT END

Player	Games to 40 touchdown receptions
Antonio Gates (SD)	71 Games
Jerry Smith (WAS)	76 Games
Kellen Winslow SR. (SD)	92 Games
Dallas Clark (IND)	96 Games
Tony Gonzalez (KC)	101 Games

GRONKOWSKI: NFL TIGHT END RECORD OF SEVEN GAMES OF TWO OR MORE TDS IN 2011

Gronkowski's seven games with two or more touchdowns in 2011 are an NFL record for a tight end. Antonio Gates (San Diego in 2004) and Jerry Smith (Washington in 1967) each had four two-touchdown games. The NFL record for most two-plus touchdown reception games in a season is eight by Randy Moss with the Patriots in 2007. Gronkowski's is tied with Cris Carter (1995) and Jerry Rice (1987) for the second most games with two or more touchdowns in a single season. Gronkowski has 12 such games in his NFL career, including three in 2012.

MOST GAMES WITH 2+ TD RECEPTIONS/SEASON

8	Randy Moss (Patriots)	2007
7	Rob Gronkowski (Patriots)	2011
7	Cris Carter (Minnesota)	1995
7	Jerry Rice (San Francisco)	1987

GRONKOWSKI LEADS ALL NFL PLAYERS WITH 38 TOUCHDOWN RECEPTIONS SINCE 2010

Gronkowski's 38 touchdown receptions since the start of the 2010 season are the most among all NFL players during that span. Gronkowski's 39 overall touchdowns since 2010 are tied with Adrian Peterson for second, behind Arian Foster's 47 touchdowns.

Most Touchdowns Receptions by a Tight End Since 2010

Player	Touchdowns
Rob Gronkowski	38
Jimmy Graham	25
Antonio Gates	24
Tony Gonzalez	21
Vernon Davis	18
Aaron Hernandez	18

Most Touchdown Receptions Since 2010

Player	Touchdowns
Rob Gronkowski	38
Calvin Johnson	33

GRONKOWSKI SETS TEAM MARK WITH A TD REC. IN SIX STRAIGHT GAMES

Gronkowski set a franchise record with a touchdown reception in six straight games in 2011. The Patriots record for most consecutive games with at least one touchdown overall is seven by Curtis Martin.

GRONKOWSKI HAS 9 CAREER 100-YARD GAMES

Gronkowski registered his ninth career 100-yard game and his third of the 2012 season after finishing with 137 yards on seven receptions vs. Indianapolis (11/18/12). In 2011, Gronkowski tied a team mark for a tight end with five 100-yard games. Ben Coates had five 100-yard games in 1994. Gronkowski needs one more 100-yard game to break tie with Ben Coates (9) for the most in team history for a tight end.

Most 100-yard Games by a Patriots Tight End

Player	100-Yard Games
Rob Gronkowski	9
Ben Coates	9

ALL IN THE FAMILY

Gronkowski grew up playing football against his brothers in the backyard. Two of his brothers have NFL playing experience. Dan Gronkowski, finished the 2011 season with Cleveland after spending part of the season with the Patriots. He also spent time with Detroit (2009) and Denver (2010). Chris is currently playing for San Diego after spending 2012 with Denver, 2010 with Dallas and 2011 with Indianapolis. The Gronkowskis are among 23 different sets of three brothers to have played in the NFL and join nine other families with at least three brothers in the NFL playing at the same time. (Dan is currently out of the NFL).

Family	Brothers	Yr. in NFL at Same Time
Gronkowski	Rob, Dan, Chris	2010- 2011
Baldinger	Brian, Gary, Rich	1986-88, 90-92
Browner	Joey, Keith, Ross	1984-87
Olsen	Merlin, Phil, Orrin	1976
Saul	Rich, Bill, Ron	1970
Richardson	Gloster, Tom, Willie	1969
Rooney	Bill, Cobb, Joe	1924-27
Kinderdine	Hobby, Shine, Walt	1924
Nesser	Al, Frank, Fred, John, Phil, Ted	1921

GRONKOWSKI IS ONE OF FIVE NFL TIGHT ENDS WITH 90-PLUS RECEPTIONS, 1000-PLUS YARDS AND 10-PLUS TOUCHDOWNS IN A SINGLE SEASON

In 2011, Rob Gronkowski joined Dallas Clark, Jimmy Graham, Tony Gonzalez and Todd Christiansen, as the only tight ends in NFL history with 90-plus receptions, 1,000-plus yards and 10-plus touchdown receptions in a single season.

TIGHT ENDS WITH 90-PLUS RECEPTIONS, 1000-PLUS YARDS AND 10-PLUS TOUCHDOWNS IN A SEASON

Player	Rec.	Yards	TDs	Year
Rob Gronkowski (NE)	90	1,327	17	2011
Jimmy Graham (NO)	99	1,310	11	2011
Dallas Clark (IND)	100	1,106	10	2009
Tony Gonzalez (KC)	96	1,058	10	2008
Todd Christiansen (LAR)	92	1,247	12	1983



G LOGAN MANKINS

MANKINS GOT A UNIQUE RIDE TO THE 2011 AFC CHAMPIONSHIP GAME

Logan Mankins' car wouldn't start when he was leaving the team hotel to head to last season's AFC Championship Game (01/22/12). He went back into the hotel lobby with plans to call a car service for help, but he ran into fans dressed in Patriots apparel and asked if they were going to the game and if they could give him a ride. The fans planned on parking at their usual spot across from the stadium but Mankins was able to return the favor of a ride for premium parking right next to the stadium.





PATRIOTS OFFENSIVE NOTES



RB STEVAN RIDLEY

STEVAN RIDLEY GOES OVER 1,000 YARDS RUSHING IN 2012

Stevan Ridley reached 1,000 yards in 2012 to give New England its 15th 1,000-yard rushing season. He is the 12th Patriots player to reach 1,000 yards and his 1,263 yards was the fourth-most in franchise history.

PATRIOTS WITH 1,000 YARDS RUSHING IN A SEASON

Player	Yards	Year
Stevan Ridley	1,263	2012
BenJarvus Green-Ellis	1,008	2010
Corey Dillon	1,635	2004
Antowain Smith	1,157	2001
Robert Edwards	1,115	1998
Curtis Martin	1,160	1997
Curtis Martin	1,152	1996
Curtis Martin	1,487	1995
Leonard Russell	1,088	1993
John Stephens	1,168	1988
Craig James	1,227	1985
Tony Collins	1,049	1983
Sam Cunningham	1,015	1977
Jim Nance	1,216	1967
Jim Nance	1,458	1966

RIDLEY GOING STRONG

Stevan Ridley became the fifth Patriots player to reach 1,200 yards and his 1,263 yards in 2012 are the fourth best in franchise history.

MOST YARDS RUSHING/SINGLE SEASON

Player	Season	Yds
Corey Dillon	2004	1,635
Curtis Martin	1995	1,487
Jim Nance	1966	1,458
Stevan Ridley	2012	1,263
Craig James	1985	1,227

RIDLEY REACHES 12 TDS IN 2012

Stevan Ridley scored 12 rushing TDs in 2012. It is the 13th time in Patriots history that a running back has finished a season with 10 or more touchdowns rushing. Ridley (12) and TE Rob Gronkowski (11) both had 10-plus touchdowns on the year. It is the third straight season and fifth time in team history that the Patriots have had two players finish with 10 or more touchdowns in a season. In 2011, RB BenJarvus Green-Ellis (11) and Rob Gronkowski (18) had 10 touchdown seasons. In 2010, Gronkowski (10) and Green-Ellis (13) had 10 touchdown seasons. In 1974, Mack Herron had 12 touchdowns (7 rushing, 5 receiving) and Sam Cunningham had 11 (9 rushing, 2 receiving). In 1976, Steve Grogan had 12 touchdowns (12 rushing) and Andy Johnson had 10 touchdowns (6 rushing, 4 receiving).

STEVAN RIDLEY LED TEAM WITH 12 TOUCHDOWNS

Ridley finished tied for third in the NFL with 12 rushing touchdowns in 2012. The 12 rushing touchdowns are tied with Corey Dillon (2005 and 2004), Antowain Smith (2001) and Steve Grogan (1976) for fifth all-time in team history.

MOST RUSHING TOUCHDOWNS/SEASON IN PATRIOTS HISTORY

14	Curtis Martin, 1996
14	Curtis Martin, 1995
13	BenJarvus Green-Ellis, 2010
13	Corey Dillon, 2006
12	Stevan Ridley, 2012
12	Corey Dillon, 2005
12	Corey Dillon, 2004
12	Antowain Smith, 2001
12	Steve Grogan, 1976

STEVAN RIDLEY HAD FOUR 100-YARD RUSHING DAYS IN 2012

Stevan Ridley had his first career 100-yard day in the 2012 season opener at Tennessee (9/9) with 125 yards rushing on 21 carries for a 6.0-yard average. He finished with 106 yards rushing on 22 carries for a 4.8-yard average at Buffalo (9/30), a career-high 151 rushing yards vs. Denver (10/7) and then gained 127 yards on 15 carries for an 8.5-yard average at St. Louis (10/28).

RIDLEY GOES LONG

In the season opener at Tennessee (9/9/12), Ridley had five runs of 15 or more yards (17, 17, 16, 15, 15). No Patriots running back in at least the past 25 years has done that in a single game, according to the Elias Sports Bureau. Tennessee's Chris Johnson was the last NFL player to have five runs of 15 or more yards in a game (Nov. 27, 2011 vs. Tampa Bay).



T NATE SOLDER

2011 FIRST ROUND PICK NATE SOLDER

It only took a day for Nate Solder to decide to change from his lifelong position of tight end to tackle after playing his freshman year at Colorado as a tight end. "My coaches came to me and said, 'You'd be an all right tight end, but you'd be an even better tackle,'" he told the *Boston Globe*. "I've always wanted to be great, so that's why I moved to tackle." He added over 30 pounds after his redshirt freshman season and was named the team's starting left tackle. He played in 2,540 of 2,542 offensive plays over the next three seasons at Colorado and became an immediate contributor on the Patriots offensive line at right tackle as a rookie before moving to left tackle.



WR MATTHEW SLATER

MATTHEW SLATER: LIKE FATHER LIKE SON

Matthew Slater is one of nine sons of Hall of Fame members to be drafted in NFL history.

HALL OF FAME FATHERS WITH SONS DRAFTED IN THE NFL

Jackie Slater (class of 2001) – son, Matthew Slater (NE)

Bobby Bell (class of 1983) – son, Bobby Bell (NYJ)

Tony Dorsett (class of 1994) – son, Anthony Dorsett (HOU)

Bob Griese (class of 1990) – son, Brian Griese (DEN)

Russ Grimm (class of 2010) – son, Cody Grimm (TB)

Howie Long (class of 2000) – son, Chris Long (STL)

son, Kyle Long (CHI)

Don Shula (class of 1997) – son, Mike Shula (TB)

Kellen Winslow (class of 1995) – son, Kellen Winslow (CLE)

SLATER LED THE TEAM IN SPECIAL TEAMS TACKLES FOR THIRD STRAIGHT YEAR

Slater led the team with 20 special teams tackles, one behind his career-high of 21 tackles set in 2010. He has led the Patriots in special teams tackles for the past three seasons with 21 in 2010, 17 in 2011 and 20 in 2012.

SLATER EMERGED AS A TWO-TIME CAPTAIN AND TWO-TIME PRO BOWLER ON SPECIAL TEAMS

Bill Belichick recently acknowledged Matthew Slater's role as a gunner on special teams: "Matt is one of the best in the league," Belichick said. "Any time the punt return team has to double somebody, that makes it one less guy they can use somewhere else in the return. He almost always draws two guys out there unless they're in an eight-man rush. Most of the time, there's two guys out there — fourth-and-short, where they're trying to protect the box — but he draws a lot of double teams, and deservedly so. He does an outstanding job of covering punts."



PATRIOTS OFFENSIVE NOTES



OL WILL SVITEK

WILL SVITK TAKES A HIKE TO REMEMBER

Will Svitek was born in Prague, Czechoslovakia. When he was 2, his parents took him and his three brothers out of the communist country. They left in secret with no money and only the clothes on their backs. Saying they were on a day hike, they walked 14 hours through the mountains and ended up in Austria. The family spent eight months in a refugee camp until being legalized to come to the United States. "My parents were hard-working immigrants who came here to achieve the American Dream and help their sons reach their full potential," said Svitek. "I think they instilled it in me to do everything well. I am a competitive person on the field and in the classroom and I don't think you can just turn that switch off."



T SEBASTIAN VOLLMER

SEBASTIAN VOLLMER MAKES HIS MARK

A native of Kaarst, Germany, Vollmer did not begin playing football until the age of 14 when he started playing for the Dusseldorf club team. Vollmer helped lead his German prep school team to two national football championships. His early football success landed him an appearance in the 2004 Global Junior Championships in San Diego, which led him to a scholarship at Houston. He spoke very little English when he signed with Houston, but he became fluent in the language as he developed from a 250-pound tight end into a 315-pound lineman who started his final 25 games at tackle for the Cougars. He was not invited to the NFL combine, but Vollmer's collegiate career created interest from the Patriots, who drafted him in the second round of the 2009 draft. Nicknamed "Seabass" during his playing days at Houston, it is a nickname that has carried over to the NFL.



C RYAN WENDELL

RYAN WENDELL LEADS THE NFL IN PLAY SNAP IN 2012

Ryan Wendell played a league-high 1,249 snaps in 2012 and it helped earn him a spot on the USA Today All-Joe team in 2012. Said Wendell: "I think first it says a lot about the organization, our training staff and our strength training coaches, that they do everything they can all season and all off-season and during the spring to keep us healthy throughout the whole season. I think it says more about them then it does about me individually."





PATRIOTS DEFENSIVE NOTES



CB KYLE ARRINGTON

WHAT IS IN A NUMBER

When Arrington was first making the transition from Hofstra to the NFL in 2008, he was assigned jersey No. 42. At that point in his career, he was cut by both the Eagles and Buccaneers.

When Arrington first arrived in New England as a practice squad player in 2009, he initially donned No. 27. But when No. 24 became available, a result of Jonathan Wilhite leaving in free agency after the 2010 season, Arrington pounced on it.

The reason is that it reflects how he's flipped his NFL fortunes -- from a No. 42 struggling to hang on to a No. 24 who has carved out a role on a winning team.

Arrington moved from 24 to 25 in an agreement with Adrian Wilson this past season to accommodate the veteran's desire to keep the same jersey he has worn during his 12-year NFL career.



DL JUSTIN FRANCIS

DL JUSTIN FRANCIS RECORDS FIRST THREE NFL SACKS IN SEASON-FINALE VS. MIAMI

As a rookie, DL Justin Francis dropped Miami QB Ryan Tannehill for a 4-yard loss in the first quarter, a 1-yard loss in the third quarter and a 3-yard loss in the fourth quarter for his first three NFL sacks in the season-finale vs. Miami (12/30/12). Francis' three sacks in a game are tied for seventh all-time in franchise history with 30 others. The last three-plus sack game was Andre Carter, who had four at the Jets on November 13, 2011.



S STEVE GREGORY

STEVE GREGORY WAS ABOUT TO ENTER THE POLICE ACADEMY UNTIL SAN DIEGO CALLED

Steve Gregory's father and stepmother are New York City police officers and both were on duty during the events of September 11, 2001. Following his college career at Syracuse, Gregory took the test to enter the police academy. He found out he passed the test on the same day that the San Diego Chargers called him to offer him a rookie free agent contract.

GREGORY SETS CAREER HIGH WITH HIS THIRD INTERCEPTION OF THE SEASON IN 2012

Steve Gregory set a single-season career-high when he intercepted Miami QB Ryan Tannehill in the first quarter for his third on the season in the season-finale on Dec. 30, 2012. The pick helped set up a 9-yard touchdown pass from Tom Brady to Wes Welker. Gregory's previous single-season high was two interceptions in 2010 when he played for San Diego.



LB DONT'A HIGHTOWER

DONT'A HIGHTOWER WEARS TEDY BRUSCHI'S JERSEY #54

As a first round draft pick, Dont'a Hightower is used to high expectations. Hightower went to training camp with jersey #45 but was switched to jersey #54 prior to the start of the regular season. Former LB Tedy Bruschi wore #54 for 13 seasons. Hightower understands the importance of the number and hopes to live up to its legacy. "I definitely feel honored to be able to wear this number," Hightower said. "I've read that Tedy didn't want it to be retired and he hoped another linebacker would come in and be able to wear this number and be able to play as well. I feel honored. Tedy was a great player, and he means a lot to this organization. I'm definitely proud to be able to wear this number."



DE CHANDLER JONES

2012 FIRST ROUND PICK CHANDLER JONES FOLLOWS IN BROTHERS' FOOTSTEPS

Chandler Jones has two brothers, Arthur, a fifth-round NFL Draft selection by the Baltimore Ravens in 2010, who was a Syracuse defensive tackle, and Jon "Bones" Jones, a UFC fighter and the reigning Lightweight Champion.

CHANDLER'S PERK OF BEING IN THE NFL

Chandler Jones was excited to get the Madden football game and play himself: "I've always put myself in Madden manually, but now that I can actually buy the game and see myself already installed in the game, it's great."

FIRST ROUND PICKS MAKE IMPACT IN 2012 OPENER

Chandler Jones forced a fumble on a 1-yard sack of Tennessee QB Jake Locker in the first quarter and Dont'a Hightower recovered the ball and ran 6-yards for a touchdown in the season opener at Tennessee (9/9/12).

JONES HAS FIRST TWO-SACK GAME

Chandler Jones had his first NFL two-sack game at Seattle (10/14/12). He forced a fumble that was recovered by LB Rob Ninkovich on a 3-yard sack in the second quarter and had a 5-yard sack in the third quarter.

JONES HAS FORCED THREE FUMBLES ON SACKS

Jones had three forced fumbles in 2012. Jones forced a fumble on a sack at Tennessee (9/9), vs. Arizona (9/16) and at Seattle (10/14/12).

JONES NAMED AFC ROOKIE OF THE MONTH FOR SEPTEMBER


Jones was named the AFC Rookie of the Month for September in 2012. Jones registered three sacks in his first four games with two forced fumbles, the most sacks of any NFL rookie. His first NFL sack at Tennessee resulted in a forced fumble that was returned for a touchdown. Jones finished the month with 19 tackles, three sacks and two forced fumbles. He joins Jerod Mayo (October of 2008) as the only Patriots to be named NFL Defensive Rookie of the Month.



LB JEROD MAYO

MAYO OVER 100 TACKLES FOR THE FIFTH STRAIGHT YEAR

LB Jerod Mayo had 184 total tackles in 2012 and has now registered 100 or more tackles in five straight years. He is the first player in Patriots history to register 100 tackles in his first five NFL seasons, and the fourth Patriots' player with at least five straight 100-tackle seasons.



100 Tackles in at least five consecutive seasons/Patriots

6 Fred Marion (1985-1990)

5 Jerod Mayo (2008-2012)

5 Lawyer Milloy (1997-2001)

5 Vincent Brown (1991-1995)



PATRIOTS DEFENSIVE NOTES

MAYO A TACKLING MACHINE

Jerod Mayo had his fifth straight 100-tackle season and his second season with over 180 total tackles after finishing the season with 184 tackles, fifth-highest single season tackle total in franchise history. Mayo's 184 tackles are second to the 193 he had in 2010. Mayo registered at least 10 tackles in 10 games, including a season-high of 20 vs. the New York Jets (10/28/12). He matched his career-best with 10 games with 10 tackles. In 2010 he also had 10 games with 10 or more tackles.

Patriots Single Season Tackle Leaders All-Time

Year	Player	Tackles
1983	LB Clayton Weishuhn	229
1984	LB Steve Nelson	207
2010	LB Jerod Mayo	193
1980	LB Steve Nelson	186
2012	LB Jerod Mayo	184

MAYO IS NFL'S LEADING TACKLER SINCE 2010

Mayo has been the most productive tackler in the NFL since 2010, leading the NFL with 480 total tackles.

MOST TACKLES IN THE NFL SINCE 2010

Player	Tackles
Jerod Mayo	480
Chad Greenway (Minnesota)	446
London Fletcher (St. Louis)	441

MAYO TIES TEAM MARK BY LEADING TEAM IN TACKLES FOR FIFTH TIME

Jerod Mayo has led the Patriots in tackles for five straight seasons (2008-12), joining Vincent Brown and Steve Nelson as the only Patriots players to lead the team in tackles for five straight seasons.

Most years Leading the Patriots in Tackles

5 Jerod Mayo (2008, 2009, 2010, 2011, 2012)

5 Vincent Brown (1991, 1992, 1993, 1994, 1995)

5 Steve Nelson (1979, 1980, 1982, 1984, 1985)

MAYO IS A YOUNG LEADER

Jerod Mayo learned knowledge and discipline are the keys to success while spending afternoons with his three brothers under the supervision of their grandfather, Walter Johnson, a retired Air Force veteran of 30 years. While Mayo's mother worked two jobs, Johnson taught the boys discipline, responsibility and the value of life. Those lessons helped Mayo develop a work ethic and demeanor that has earned him the nickname of "Old Soul" from his teammates. His leadership skills and talent helped him become only the second Patriot to be named AFC Rookie of the Year, earning that title in 2008 to join Michael Haynes (1976).

MAYO ON WHY THE PATRIOTS HAVE SUCCESS

Mayo, who served as a defensive co-captain for New England last season, says the team's continued success is a result of the entire organization working towards one common goal.

"If you want to be a good football team, you'll never be stuck in rush-hour traffic," says Mayo. "You are the first one here and the last one to leave. I think guys really buy into that, guys that come from other teams, I think they follow the lead of the bulk of this team."



DB DEVIN MCCOURTY

DOUBLE TROUBLE: CB DEVIN MCCOURTY

After being selected by the Patriots in the first round of the 2010 NFL Draft, DB Devin McCourty became part of a select group in league history. McCourty's identical twin brother, Jason, is a cornerback with Tennessee, selected in the sixth round of the 2009 NFL Draft. The two are the 12th set of twins to play in the NFL. Devin redshirted for the 2005 season and therefore was a year behind his brother in eligibility. McCourty is the second twin to suit up for the Patriots, after CB Kato Serwanga was a member of the team from 1998-2000. His twin brother, Wasswa, played for San Francisco and Minnesota from 1999-2001. According to McCourty's mother, the two can only be told apart by tiny scars on their faces left by chickenpox. The McCourty twins are one of three active sets of twins playing in the NFL.

DOUBLE TROUBLE: CB DEVIN MCCOURTY

(continued)

Current Twins Playing in the NFL

Devin (NE) and Jason McCourty (TEN)

Pat (ARI) and Paul McQuistan (SEA)

Maurkice (PIT) and Mike Pouncey (MIA)

MCCOURTY REGISTERS SECOND CAREER TWO-INTERCEPTION GAME AT BUFFALO

Devin McCourty had his second career two-interception game in the win at Buffalo on Sept. 30, 2012. He had his first interception of the 2012 season when he picked off a Ryan Fitzpatrick pass at the Buffalo 42-yard line in the first quarter. He picked off his second pass in the fourth quarter. It is McCourty's second career two-interception game. He had his first two-interception game at Detroit on Nov. 25, 2010. The Patriots are 9-0 when McCourty has at least one interception in a game.

MCCOURTY HAS A 104-YARD KICKOFF RETURN FOR A TOUCHDOWN; SECOND LONGEST IN TEAM HISTORY

Devin McCourty had a 104-yard kickoff return for a touchdown in the first quarter vs. the Jets (10/21/12), the second longest kickoff return in team history. Ellis Hobbs has the longest in team history with a 108-yard return for a touchdown at the New York Jets on Sept. 9, 2007. McCourty was named AFC Special Teams Player of the Week for his performance.

Longest Kickoff return in Patriots History

Ellis Hobbs 108TD at New York Jets (09-09-07)

Devin McCourty 104TD vs. New York Jets (10-21-12)

MCCOURTY HAS THIRD PICK IN THE END ZONE IN 2012

Devin McCourty picked off Colin Kaepernick in the end zone in the third quarter vs. San Francisco (12/16/12). It was his third pick in the end zone this season. McCourty picked off Matt Schaub vs. Houston on Dec. 10, 2012 in the first quarter. McCourty picked off Ryan Fitzpatrick in the end zone in the fourth quarter vs. Buffalo on Nov. 11, 2012. It is the fourth time in 2012 that the Patriots have intercepted a pass in the end zone. Rookie Tavon Wilson had an interception in the end zone at Tennessee on Sept. 9 in the second quarter.



PATRIOTS DEFENSIVE NOTES



DE ROB NINKOVICH

NINKOVICH LEADS NFL OVER LAST THREE SEASONS WITH 9 FUMBLE RECOVERIES

Ninkovich has more opponent fumble recoveries (9) over the last three seasons (2010-2012) than any other NFL player. Chicago's Brian Urlacher and Vince Wilfork are second during that time with seven opponent fumble recoveries.



NINKOVICH: WHERE DID HE COME FROM?

Rob Ninkovich's journey to the Patriots was not easy. He entered the league as a fifth-round pick by the Saints in 2006 and was waived four times by New Orleans and Miami before landing in New England on Aug. 2, 2009. He spent the 2009 offseason trying to make the New Orleans team as a long snapper. Before coming to the Patriots, he had appeared in just eight games over three seasons. He doubled that total in his first year in New England, appearing in 15 games in 2009 and his role on the team has grown since, earning a starting role at linebacker in 2010 and 2011 before moving to a starting role on the defensive line in 2011.

NINKOVICH SCORED AS A TE IN COLLEGE

Ninkovich played some at tight end in college at Purdue and caught two touchdown passes with a 2-yard touchdown pass from Dallas QB Kyle Orton and a 1-yard touchdown pass from former Indianapolis QB Curtis Painter.

NINKOVICH AND SPIKES: BACK-TO-BACK WEEKS WITH TWO FORCED FUMBLES EACH

LB Brandon Spikes forced two fumbles at Buffalo (9/30/12) and Ninkovich forced two fumbles vs. Denver (10/7/12) to become one of eight Patriots players to record at least two forced fumbles in a single game.

Most Forced Fumbles in a game/ Patriots History

Player	Points
Mike Vrabel (10/28/07 vs. Washington)	3
Rob Ninkovich (10/07/12 vs. Denver)	2
Brandon Spikes (09/30/12 at Buffalo)	2
Adalius Thomas (12/16/07 vs. NY Jets)	2
Rosevelt Colvin (09/16/07 vs. San Diego)	2
Roman Phifer (11/23/02 vs. Minnesota)	2
Tebucky Jones (12/22/01 vs. Miami)	2
Ferric Collins (10/20/96 at Indianapolis)	2



LB BRANDON SPIKES

SPIKES IS A THROWBACK

Spikes, who patterns his style of play after Hall of Fame linebacker Dick Butkus, shared his feelings on modeling his game after old-school linebackers. "My thing is, when I'm done with this game, I want the older guys when they watch to say, 'He's playing the position the right way.' It's just a point of respect from me to them." Spikes' passion and energy are apparent when he plays the game. Said former Patriots safety Rodney Harrison in a recent interview with the *Boston Herald*: "You can see how much he loves it, how he enjoys being physical. He's an intimidator. He's got that fight in him. He's going to hit you and you're going to feel it."



SPIKES WENT OVER 100 TACKLES


Spikes had 10 or more tackles in six games and finished with a career-high 128 tackles in 2012. With Jerod Mayo at 184 tackles and Spikes at 128, it is the fifth time in the Bill Belichick era that two players have finished with 100 or more tackles.



DL VINCE WILFORK

VINCE WILFORK REGISTERS FIRST CAREER INTERCEPTIONS IN 2011

Vince Wilfork recorded his first career interception when he picked off QB Philip Rivers in the second quarter vs. San Diego (9/18). He had his second interception at Oakland (10/2) to join Anthony Pleasant (2001) as the only other Patriots defensive lineman to ever record two interceptions in the same season. Wilfork is one of four Patriots defensive linemen to ever record two interceptions overall, joining Pleasant, Richard Seymour and Henry Thomas.



WILFORK'S FIRST FORCED FUMBLE CAME AGAINST TEAMMATE LEON WASHINGTON

Wilfork's first career forced fumble came against 2013 free agent acquisition Leon Washington in a September 20, 2009 contest against the New York Jets. In the first quarter of a 16-9 Patriots loss, Wilfork stripped the Jets' Washington on his own 17-yard line to set up a Patriots field goal. Wilfork forced one fumble in 2011 and two in 2012 to bring his total to four over the course of his nine-year career.

VINCE WILFORK: REASONS FOR PATRIOTS SUCCESS

Patriots Pro Bowl DL Vince Wilfork, who has served as a defensive captain for the Patriots for five straight seasons, says the team's continued success is a result of the entire organization working towards one common goal: "The Patriots are all about team, family and smart football players. They try to get good people here from coaches to guys who work in the front office to guys who put on this uniform. I think everybody has to have one goal in mind, and that's to be together. When you get an organization together that is seeking one goal, you can be pretty successful."



S ADRIAN WILSON

WILSON: THE 25-25 MAN

If Adrian Wilson compiles 4 1/2 more sacks and three more interceptions, he will join Ray Lewis as the only other player in NFL history to reach 30 career sacks and 30 career interceptions.

All-Time Players with 25 Sacks/ 25 Interceptions

Player	Sacks	Interceptions
S Adrian Wilson (AZ/NE, 2001-current)	25.5	27
CB Ronde Barber (TB, 1997-current)	28.0	47
S Brian Dawkins (Phi/Den, 1996-2011)	26.0	37
S Rodney Harrison (SD/NE, 1994-2008)	30.5	34
LB Seth Joyner (Phi/AZ/GB/Den, 1986-1998)	52.0	24
LB Ray Lewis (Bal, 1996-2012)	41.5	31
LB William Thomas (Phi/Oak, 1991-2001)	37.0	27

WILSON: THE INCREDIBLE HULK

Teammate Marquice Cole nicknamed Wilson the, "The Incredible Hulk" for his imposing 6-3, 230-pounder frame.



PATRIOTS SPECIAL TEAMS NOTES



K STEPHEN GOSTKOWSKI

GOSTKOWSKI LED NFL IN 2012 WITH 153 POINTS

Stephen Gostkowski finished first in the NFL in 2012 with 153 total points, a single-season career-high. His previous best was 148 points in 2008. Gostkowski's total was second in team history to the 155 by Gino Cappelletti in 1964.

Patriots Record for Most Points in a Season

155 Gino Cappelletti, 1964 (includes 7 TDs)

153 Stephen Gostkowski, 2012

148 Stephen Gostkowski, 2008

147 Gino Cappelletti, 1961

143 Stephen Gostkowski, 2011

NFL Record for Most Points by a Kicker

166 David Akers (San Francisco) in 2011

164 Gary Anderson (Minnesota) in 1998

163 Jeff Wilkins (St. Louis) in 2003

161 Mark Moseley (Washington) in 1983

157 Mike Vanderjagt (Indianapolis) in 2003

153 Stephen Gostkowski (New England) in 2012



EVEN STEPHEN

Since joining the Patriots as a fourth-round draft choice in 2006, Gostkowski has connected on 84.2 percent of his regular-season field goal attempts (170-for-202), achieving the best field goal percentage in Patriots history.

PATRIOTS ALL-TIME LEADERS / FIELD GOAL PCT.

(Minimum 50 Attempts)

Player	Years	FGM	FGA	Pct.
Stephen Gostkowski	2006-12	170	202	.842
Adam Vinatieri	1996-05	263	321	.819
Matt Bahr	1993-95	55	72	.764

GOSTKOWSKI THIRD IN POINTS

Gostkowski is third in team history with 865 total points.

Most Points/ Patriots History

Player	Points
Adam Vinatieri (1996-05)	1,158
Gino Cappelletti (1960-70)	1,130
Stephen Gostkowski (2006-12)	865
John Smith (1974-83)	692

GOSTKOWSKI SEVENTH BEST EVER IN FG PCT.

Stephen Gostkowski's 84.2 field goal percentage is tied for the seventh-best among NFL kickers all-time.

Player	Years	FGM	FGA	Pct.
Mike Vanderjagt	1998-06	230	266	86.5
Nate Kaeding	2004-12	181	210	86.2
Rob Bironas	2005-12	214	250	85.6
Robbie Gould	2005-12	208	243	85.6
Shayne Graham	2001-12	245	287	85.4
Matt Bryant	2002-12	233	276	84.4
Stephen Gostkowski	2006-12	170	202	84.2
Connor Barth	2008-12	101	120	84.2

GOSTKOWSKI IS FIRST PATRIOTS PLAYER TO KICK TWO 50-YARD FIELD GOALS IN THE SAME GAME

Gostkowski drilled a 51-yard field goal in the third quarter and a 53-yarder in the fourth quarter vs. Arizona on Sept. 16, 2012. The 53-yarder ties a career-long. He also had a 53-yarder at Denver on Nov. 11, 2009. It is the first time in Patriots history that a player has connected on two 50-yard field goals in the same game.

GOSTKOWSKI ONE 50-YARD FIELD GOAL AWAY FROM TYING FOR THE FRANCHISE LEAD

Gostkowski is now 7-of-10 from 50 yards or more as a member of the Patriots and needs one more 50-yard field goal to tie Adam Vinatieri for most 50-yard field goals in New England history.

Patriots Record for Most 50 Yard Field Goals

Player	Years	FGM	FGA	Pct.
Adam Vinatieri	1996-2005	8	17	47.1
Stephen Gostkowski	2006-12	7	10	70.0
Tony Franklin	1984-87	3	6	50.0

GOSTKOWSKI FINISHES 2012 WITH SECOND MOST EXTRA POINTS IN A SEASON

With four extra points against Miami (12/30) in the season-finale, Gostkowski finished 2012 with 66 extra points, second in Patriots and NFL history to his 74 in 2007.

Patriots/Most Extra Points in a Season

74 Stephen Gostkowski, 2007

66 Stephen Gostkowski, 2012

59 Stephen Gostkowski, 2011

NFL/Most Extra Points in a Season

74 Stephen Gostkowski, 2007

66 Stephen Gostkowski 2012

64 Jeff Wilkins (St. Louis), 1999

63 John Kasay (New Orleans), 2011



P ZOLTAN MESKO

ZOLTAN MESKO: COMING TO AMERICA

P Zoltan Mesko was born in Timisoara, Romania on the Romania-Hungary border. On many occasions in 1989, during the communist revolution, his family was forced to take cover to avoid gun shots from the armies. Even after the fall of the Berlin Wall, his family lived in poverty. His family left Romania when his father won a United States Permanent Resident Card (green card) in the Diversity Immigrant Visa Lottery in 1997 when Mesko was 11. "I survived a war," he noted. "I was coming from a really low point growing up, with communism and a very adverse economic situation. Coming over here, I'm very grateful for where I am. It happens by luck that I am here," he said. "When my dad applied for the green card lottery, there were 20 million applicants and 55,000 winners. That's a percentage in itself that tells you I am lucky to be here."



MESKO HAS SECOND BEST AVERAGE IN TEAM HISTORY

Mesko's 44.2 career average (175 career punts) is second in team history to the 44.7 by Tom Tupa

BEST AVERAGE IN TEAM HISTORY/CAREER

Player	Years	Average
Tom Tupa	1996-98	44.7
Zoltan Mesko	2010-present	44.2



PATRIOTS SPECIAL TEAMS NOTES

MESKO NETTED 40 IN 2011

Mesko finished the 2011 season with a 41.5 net average, the 10th-best net average in NFL history.

BEST NET AVERAGE IN NFL HISTORY/SEASON

Player	Year	Net Average
Andy Lee (San Francisco)	2011	44.0
Shane Lechler (Oakland)	2009	43.9
Andy Lee (San Francisco)	2012	43.2
Thomas Morestead (New Orleans)	2012	43.2
Thomas Morstead (New Orleans)	2011	43.1
Bitton Colquitt (Denver)	2012	42.1
Kevin Huber (Cincinnati)	2012	42.0
Donnie Jones (St. Louis)	2009	41.7
Matt McBriar (Dallas)	2010	41.7
Zoltan Mesko (Patriots)	2011	41.5



RB LEON WASHINGTON

LEON WASHINGTON TIES NFL RECORD FOR MOST KICKOFF RETURNS FOR A TOUCHDOWN WITH EIGHT

Leon Washington shares the NFL record with Oakland's Josh Cribbs with eight career kickoff returns for a touchdown.

MOST KICKOFF RETURNS FOR TOUCHDOWNS/CAREER

Player	TOUCHDOWNS
Leon Washington (N.Y. Jets, Seattle)	8
Josh Cribbs (Cleveland/Oakland)	8
Ollie Matison (Cardinals, Rams, Detroit, Philadelphia)	6
Gale sayers (Chicago)	6
Travis Williams (Green Bay, LA)	6
Mel Gray (NO, Detroit, Houston, Tennessee, Philadelphia)	6
Dante Hall (KS, St. Louis)	6

WASHINGTON TIES NFL RECORD WITH TWO KICKOFF RETURNS FOR A TOUCHDOWN IN A SINGLE GAME

Washington became the 10th player in NFL history to return two kickoffs for touchdowns in the same game when he had a 101-yard return and a 99-yard return for touchdowns vs. San Diego on Sept. 26, 2010 while he was with the Seattle Seahawks.

MOST KICKOFF RETURNS FOR A TOUCHDOWN IN A SINGLE GAME/NFL HISTORY

Player
2 Leon Washington , Seattle vs. San Diego, Sept. 26, 2010
2 Josh Cribbs, Cleveland vs. Kansas City, Dec. 20, 2009
2 Ted Ginn, Jr., Miami vs. NY Jets, Nov. 1, 2009
2 Andre' Davis, Houston vs. Jacksonville, Dec. 30, 2007
2 Devin Hester, Chicago vs. St. Louis, Dec. 11, 2006
2 Chad Morton, NY Jets vs. Buffalo, Sept. 8, 2002 (OT)
2 Tyrone Hughes, New Orleans vs. LA Rams, Oct. 23, 1994
2 Ron Brown LA Rams vs. Green Bay, Nov. 24, 1985
2 Travis Williams, Green Bay vs. Cleveland, Nov. 12, 1967
2 Timmy Brown, Philadelphia vs. Dallas, Nov. 6, 1966

WASHINGTON SECOND AMONG ACTIVE NFL PLAYERS WITH 29 KICKOFF RETURNS OF 40 YARDS OR MORE

Washington has 29 kickoff returns of 40 or more yards, second among active NFL players behind Josh Cribbs with 34 kickoff returns of 40 or more yards.

MOST KICKOFF RETURNS OF 40 OR MORE YARDS AMONG ACTIVE NFL PLAYERS

Player	40-plus kickoff returns
Josh Cribbs (Cleveland)	34
Leon Washington (N.Y. Jets, Seattle)	29



PATRIOTS REFERENCE NOTES

TOM BRADY CONNECTS ON A 99-YARD PASS IN 2011

Tom Brady connected with Wes Welker on a 99-yard touchdown in the fourth quarter of the 2011 season-opener at Miami (9/12/11). The 99-yard play tied the NFL record for the longest offensive play, which has been accomplished 14 times.

(13) 99-YARD PASS PLAYS

Frank Filchock to Andy Farkas, Wash. vs. Pitt. – Oct. 15, 1939
George Izo to Bobby Mitchell, Wash. vs. Clev. – Sept. 15, 1963
Karl Sweetan to Pat Studstill, Det. vs. Balt. – Oct. 16, 1966
Sonny Jurgensen to Gerry Allen, Wash. vs. Chic. – Sept. 15, 1968
Jim Plunkett to Cliff Branch, LA Raiders vs. Wash. – Oct. 2, 1983
Ron Jaworski to Mike Quick, Phil. vs. Atl. – Nov. 10, 1985
Stan Humphries to Tony Martin, SD. vs. Sea.. – Sept. 18, 1994
Brett Favre to Robert Brooks, GB vs. Chic. – Sept. 11, 1995
Trent Green to Marc Boerigter, KC vs. SD. – Dec. 22, 2002
Jeff Garcia to Andre Davis, Clev. vs. Cin. – Oct. 17, 2004
Gus Ferrotte to Bernard Berrian, Minn. vs. Chi. – Nov. 30, 2008

Tom Brady to Wes Welker, NE at Mia. – Sept. 12, 2011

Eli Manning to Victor Cruz, NY Giants at NY Jets – Dec. 24, 2011

(1) 99-YARD RUN PLAY

Tony Dorsett, Dal. vs. Minn. – Jan. 3, 1983

ANNUAL ACHIEVEMENTS

The Patriots won more than half of their games for the 12th straight year after reaching nine wins with the 23-16 win at Miami on Dec. 2, 2012. They are the first team to win more than half of their games in 12 straight seasons since free agency began in 1993. The Patriots are the third team to win more than half of their games in 12 straight seasons since the 1970 AFL-NFL merger, joining the 49ers (16 straight from 1983-1998) and the Cowboys (16 straight from 1970-85).

MOST CONSECUTIVE WINNING SEASONS (since 1970 merger)

San Francisco (1983-98)..... 16

Dallas (1970-85)..... 16

New England (2001-11).....12

Oakland (1970-80)..... 11

PATRIOTS HAVE THE MOST 9+ WIN SEASONS SINCE 2001

The Patriots are the only team in the NFL to have recorded nine or more wins in each of the last 12 seasons.

MOST SEASONS OF 9+ WINS SINCE 2001

New England 12

Indianapolis 10

Baltimore 9

Green Bay..... 9

Pittsburgh..... 9

Philadelphia 8

PATRIOTS WIN 10 FOR THE 10th STRAIGHT YEAR

New England has reached at least 10 regular-season wins for 10 consecutive seasons, joining San Francisco (16) as the only teams to accomplish the feat.

Team Years Consecutive Seasons with 10+ Wins

San Francisco 1983-1998 16

New England 2003-present 10

Indianapolis 2002-2010 9

PATRIOTS FORCE TURNOVERS

The Patriots lead the NFL with a +147 turnover margin since the 1994 season. The Patriots finished first in the NFL with a +25 turnover margin in 2012.

NFL TURNOVER MARGIN SINCE 1994

Rank	Team	Turnover Margin
1.	New England	+147
2.	Kansas City	+80
3.	Green Bay	+77

PATRIOTS HAVE LED THE AFC IN TURNOVER RATIO AND TAKEAWAYS IN EACH OF LAST THREE SEASONS

The Patriots have led the AFC in turnover ratio and total takeaways in each of the last three seasons (2010-2012). The Patriots led the NFL in turnover ratio in 2010 and 2012 and finished second in the NFL in total takeaways in 2012 and 2010

Year	Turnover Ratio	Total Takeaways
2010	+25	41
2011	+17	34
2012	+28	38

WHAT'S THE POINT?

During the past 13 seasons, the Patriots defense has always ranked higher in fewest points allowed than in yards allowed except for 2007 when both ranked fourth. The Patriots finished tied for 9th in the NFL on defense by allowing an average of 20.7 points per game in 2012.

	Avg. Points Allowed	Avg. Yds Allowed
2012	20.7 (9t)	373.3 (25)
2011	21.4 (15)	411.1 (31)
2010	19.6 (8)	365.5 (25)
2009	17.8 (5)	320.2 (11)
2008	19.3 (8)	309.0 (10)
2007	17.1 (4)	288.3 (4)
2006	14.8 (2)	294.4 (6)
2005	21.1 (17)	330.2 (26)
2004	16.3 (2t)	310.6 (9)
2003	14.9 (1)	291.6 (7)
2002	21.6 (17)	336.1 (23)
2001	17.0 (6)	334.5 (24)
2000	21.1 (17)	334.6 (20)

PATRIOTS SET THE NFL RECORD FOR MOST CONSECUTIVE GAMES AT .500 OR BETTER

The loss to Baltimore on Sept. 23, 2012 ended the Patriots run of 145 consecutive games at .500 or better, the longest such streak in NFL history. Dallas had the second longest streak ever with 115 games at .500 or better (1965-1974). At 1-2, the Patriots were under .500 for the first time since starting the 2003 season with an 0-1 record.

NFL'S BEST ROAD WARRIORS

Since the start of the 2000 season, the Patriots have the best regular-season road record at 69-35 (.663).

TEAM	RECORD	PCT.
New England	69-35	.663
Philadelphia	64-39-1	.620
Indianapolis	63-41	.606
Pittsburgh	60-43	.583

DIVISIONAL DOMINANCE I

The New England Patriots own a 59-15 (.797) record in regular season AFC East games since the beginning of the 2001 season, compiling the best intra-division record of any team in the NFL. The Patriots finished a perfect 6-0 in the AFC East in 2012.

NFL'S TOP DIVISIONAL RECORDS SINCE 2001

Team	W	L	T	Pct.
New England Patriots	59	15	0	.797
Green Bay Packers	53	21	0	.716
Pittsburgh Steelers	53	23	0	.697
Indianapolis Colts	51	23	0	.689

AFC EAST DIVISIONAL RECORDS SINCE 2001

Team	W	L	T	Pct.	Div. Titles	Years
New England	59	15	0	.797	10	2001, 03-07, 09-12
New York Jets	36	38	0	.486	1	2002
Miami	31	43	0	.419	1	2008
Buffalo	23	51	0	.311	0	---

NOTES: The Indianapolis Colts were members of the AFC East in 2001 and compiled a 3-5 divisional record that season. In 2002, the Patriots and Jets both finished with a 9-7 overall record and a 4-2 divisional record, but the Jets claimed the division title by virtue of having a better record against common opponents. In 2008, the Patriots and Dolphins both finished with an 11-5 overall record and a 4-2 divisional record, but Miami qualified for the playoffs due to a better conference record (8-4 to 7-5).



PATRIOTS REFERENCE NOTES

DIVISIONAL DOMINANCE II

The Patriots have the highest winning percentage in division games from November until the end of the season since 2002.

Team	W	L	T	Pct.
New England	31	7	0	.816
Green Bay	31	11	0	.738
Indianapolis	28	10	0	.737
San Diego	26	10	0	.722
Pittsburgh	29	14	0	.674

PATRIOTS FINISH UNDEFEATED IN AFC EAST PLAY IN 2012

With the victory 28-0 victory over Miami on Dec. 30, 2012, the Patriots finished their slate of divisional games without a loss for the second time in team history. The Patriots were a perfect 6-0 in AFC East play in 2007. New England had just one loss in division play in 1986, 1997, 2003, 2004 and 2005, 2010 and 2011.

STRONG IN THE SECOND HALF

Since 2001, the Patriots have done a remarkable job of finishing the season strong, compiling an NFL-best 75-18 (.806) record in games on or after Thanksgiving.

PATRIOTS BEFORE AND AFTER THANKSGIVING SINCE 2001

Season	Pre-Thanksgiving	Post-Thanksgiving	Overall
2001	5-5 (.500)	9-0 (1.000)	14-5*
2002	6-5 (.545)	3-2 (.600)^	9-7
2003	9-2 (.818)	8-0 (1.000)	17-2*
2004	9-1 (.900)	8-1 (.889)	17-2*
2005	6-4 (.600)	5-3 (.625)	11-7*
2006	7-3 (.700)	7-2 (.777)	14-5*
2007	10-0 (1.000)	8-1 (.889)	18-1*
2008	7-4 (.636)	4-1 (.800)	11-5
2009	7-3 (.700)	3-4 (.429)	10-7*
2010	8-2 (.800)	6-1 (.857)^	14-3*
2011	7-3 (.700)	8-1 (.889)	15-4*
2012	7-3 (.700)	6-2 (.750)^	13-5
Totals	88-35 (.715)	75-18 (.806)	163-53

*-Includes playoffs ^Includes games played on Thanksgiving

BEST RECORDS IN GAMES PLAYED ON OR AFTER THANKSGIVING SINCE 2001

(Includes regular-season and playoff games)

Team	W	L	T	Pct.
New England	75	18	0	.806
Pittsburgh	60	28	0	.682
Green Bay	54	32	0	.628
San Diego	48	29	0	.623
Philadelphia	53	33	0	.616

PATRIOTS LOSE HOME GAME IN DECEMBER FOR FIRST TIME IN NEARLY 10 YEARS

The Patriots lost a December game at Gillette Stadium for just the second time since the facility opened in 2002 after the San Francisco beat the Patriots 41-34 on Dec. 16, 2012. The Patriots are now 22-2 at home in December since Gillette Stadium opened in 2002. Prior to the 49ers game, the Patriots had won 20 straight at home in December. The only other time the Patriots lost a game at Gillette Stadium in December was a 30-17 defeat to the New York Jets on Dec. 22, 2002.

Team	W	L	T	Pct.
New England	22	2	0	.917
Green Bay	21	4	0	.840
Indianapolis	21	6	0	.778
Denver	16	5	0	.762
Philadelphia	14	8	0	.636

NFL'S TOP DECEMBER RECORD SINCE 2001

The Patriots have an NFL-best 45-6 record in the month of December since the 2001 season, including a 4-1 record in 2012.

Rk	Team	Record
1	New England Patriots	45-6
2	Philadelphia Eagles	36-16
3	Pittsburgh Steelers	36-17
4	Indianapolis Colts	35-18
5	San Diego Chargers	34-20

The Patriots have finished undefeated in December seven times since 2001: (2001 - 4-0), (2003 - 4-0), (2005 - 4-0), (2007 - 5-0), (2008 - 4-0), (2010 -4-0) and (4-0-2011).

PATRIOTS TIE THE NFL RECORD FOR MOST 30-POINT GAMES IN A SINGLE SEASON IN 2011

The Patriots scored 30 points 12 times in 2011 to tie the NFL record for most 30-point games in a single season. The 2007 Patriots and the 1999 St. Louis Rams also had a dozen 30-point games. The NFL record for most consecutive 30-point games in a single season is eight by the 2007 and 2010 Patriots and the 2000 St. Louis Rams. The Patriots scored 30 points or more in 10 games in 2012.

TWO PLAYERS WITH 100 YARDS RECEIVING

The Patriots had five games with two players over 100 yards receiving in 2011 and two in 2012

2012 games with two receivers reaching 100 yards

- Wes Welker (142) and Brandon Lloyd (108) at Baltimore (9/23/12)
- Welker (129) and Rob Gronkowski (106) at Buffalo (9/30/12)

2011 games with two receivers reaching 100 yards

- Wes Welker (160) and Aaron Hernandez (103) at Miami (9/12/11)
- Welker (217) and Rob Gronkowski (109) at Buffalo (9/25/11)
- Welker (136) and Gronkowski (101) vs. NY Giants (11/6/11)
- Welker (115) and Deion Branch (125) at Philadelphia (11/27/11)
- Gronkowski (108) and Hernandez (138) vs. Buffalo (1/1/12).

NFL'S BEST AT HOME

Since their state-of-the-art facility opened at the beginning of the 2002 season, the Patriots own the NFL's best record at home overall. The Patriots own an overall record of 73-15 (.830) at Gillette Stadium in regular season games and an 83-18 (.822) record including playoffs.

BEST HOME RECORDS SINCE 2002

(including playoffs)

Team	W	L	T	Pct.
New England	83	18	0	.822
Baltimore	69	23	0	.750
Indianapolis	72	25	0	.742
Pittsburgh	69	26	1	.724
Green Bay	65	30	0	.684
Seattle	64	30	0	.681
San Diego	60	33	0	.645
Philadelphia	57	39	0	.594

PATRIOTS ARE SHARP AT GILLETTE

The Patriots concluded a 20-game home winning streak with a 24-20 loss to the New York Giants on Nov. 6, 2011. It was the longest home win streak in team history. The Patriots own an overall record of 73-15 (.830) at Gillette Stadium in regular season games.

The teams with the highest winning percentage at a stadium since 1970 (minimum 25 games):

Team	Stadium	W-L-T	WIN PCT.
New England	Gillette Stadium	73-15	.830
Miami	Orange Bowl	101-22-1	.819
Pittsburgh	Heinz Field	70-25-1	.734
Minnesota	Metropolitan Stadium	64-23-1	.733
LA Rams	Memorial Coliseum	53-20-2	.726

LONGEST HOME WINNING STREAK / PATRIOTS HISTORY (REG. SEASON)

Streak	First Win	Last Win
20	Dec. 12, 2008	Oct. 16, 2011
18	Dec. 29, 2002	Sept. 8, 2005
12	Nov. 26, 2006	Sept. 7, 2008
10	Sept. 18, 1976	Oct. 30, 1977



THE TEAM OF THE DECADE

When Robert Kraft purchased the New England Patriots in 1994, few would have thought that 17 years later the franchise would be the undisputed team of the decade in the first decade of the new millennium. Kraft brought a winning vision to the organization and dedicated his resources to building a consistent winner. On Jan. 27, 2000, Kraft hired Bill Belichick to coach the team, and three months later the team drafted then-unheralded quarterback Tom Brady, putting the final pieces in place for the Patriots to become the most successful NFL team of the 2000s. Below is a look at the accomplishments of the Patriots during the first decade of the new millennium that earned the Patriots the "Team of the Decade" moniker.

THE PATRIOTS' UNMATCHED NFL SUCCESS FROM 2000-2009

Super Bowl Titles

New England	3
Pittsburgh.....	2
Baltimore.....	1
Indianapolis.....	1
New Orleans.....	1
N.Y. Giants.....	1
Tampa Bay.....	1

Conference Titles

New England	4
Indianapolis.....	2
N.Y. Giants.....	2
Pittsburgh.....	2
10 Teams	1

Division Titles

New England	7
Indianapolis.....	6
Philadelphia.....	5
Pittsburgh.....	5
San Diego.....	5

Note: The Patriots also finished tied for the division lead twice during the 2000s but lost the division title on tiebreakers in 2002 and 2008.

Playoff Wins

New England	14
Philadelphia.....	10
Pittsburgh.....	10
Indianapolis.....	9
Baltimore.....	8

Playoff Winning Percentage

Team	W	L	Pct.
New England	14	4	.777
New Orleans	5	2	.714
Pittsburgh	10	4	.714
Arizona	4	2	.667
Carolina	5	3	.625
Baltimore	8	5	.615

Playoff Games Played

New England	18
Philadelphia.....	18
Indianapolis.....	17
Pittsburgh.....	14
Baltimore.....	13
N.Y. Giants.....	11

Overall Wins

(Includes Regular Season and Playoffs)

New England	126
Indianapolis.....	124
Pittsburgh.....	113
Philadelphia.....	113
Baltimore.....	100

Overall Winning Percentage

(Includes Regular Season and Playoffs)

Team	W	L	T	Pct.
New England	126	52	0	.708
Indianapolis	124	53	0	.701
Pittsburgh	113	60	1	.652
Philadelphia	113	64	1	.638
Green Bay	98	71	0	.580

Most Victories in a Season (Inc. Playoffs), 2000-09

Team	Year	W
New England	2007	18
New England	2003	17
New England	2004	17
Baltimore	2000	16
St. Louis	2001	16
Pittsburgh	2004	16
Indianapolis	2006	16
Indianapolis	2009	16
New Orleans	2009	16

Most Victories in a Single Regular Season, 2000-09

Team	Year	W
New England	2007	16
Pittsburgh	2004	15
New England	2003	14
New England	2004	14
Indianapolis	2005	14
Indianapolis	2009	14
St. Louis	2001	14

Playoff Games Hosted

New England	9
Philadelphia	9
Pittsburgh.....	8
Indianapolis.....	8

Major Sports League Titles, 2000-09

Los Angeles Lakers	NBA	4
New England Patriots	NFL	3
San Antonio Spurs	NBA	3
Boston Red Sox	MLB	2
Detroit Red Wings	NHL	2
Houston Dynamo	MLS	2
Los Angeles Galaxy	MLS	2
New Jersey Devils	NHL	2
New York Yankees	MLB	2
Pittsburgh Steelers	NFL	2
San Jose Earthquakes	MLS	2

Major Sports Conference Titles, 2000-09

Los Angeles Lakers	NBA	6
New England Patriots	NFL	4
New England Revolution	MLS	4
Los Angeles Galaxy	MLS	4
New York Yankees	MLB	4
Detroit Red Wings	NHL	3
New Jersey Devils	NHL	3
San Antonio Spurs	NBA	3

Seasons of NFL Playoff Advancement

Philadelphia	7
New England	6
Pittsburgh.....	5
Baltimore.....	4
Indianapolis.....	4
Green Bay	3
Oakland.....	3
Seattle	3
New Orleans.....	3



PATRIOTS FOOTBALL NETWORK

The **Patriots Football Network** (PFN) is the full portfolio of media offerings from the three-time Super Bowl Champion New England Patriots. PFN provides Patriots content produced both in-house and with media partners spanning print, television, radio and the Internet.

PATRIOTS ALL ACCESS

T Emmy-Award winning Patriots All Access airs weekly throughout the season on WBZ, Channel 4 in Boston and regional affiliates. Patriots All Access features exclusive, behind-the-scenes access and in-depth weekly features on Patriots players and personnel. Hosted by WBZ's Steve Burton, the show features weekly sit-downs with Coach Bill Belichick, including the popular "Belestrator" segment where the coach breaks down upcoming opponents. Fridays at 7:00 p.m. and Sundays at 9:00 a.m. on **TV 38 in Boston; WNAC-TV in Providence**; Saturdays at 12:05 a.m. on **WMUR-TV in Manchester, N.H.** Saturdays at 5:00 a.m. on **WMTW-TV in Portland, Maine**; Saturdays at 5:00 p.m. on **WCTX-TV in Hartford, Conn.** Saturdays at 7:00 p.m. on **WFXQ-TV in Springfield, Mass.**; Sundays at 11:00 a.m. on **WVII-TV in Bangor, Maine**



TOTALLY PATRIOTS



Totally Patriots is a unique, one of a kind Patriots show aimed for the next generation of Patriots fans. This weekly, youth oriented football show allows school aged fans unprecedented access to their favorite players, enabling them to ask questions in a relaxed, informal setting. It airs on TV-38 on Saturday at morning 10 a.m.

PATRIOTS TODAY AND PATRIOTS THIS WEEK

PATRIOTS TODAY: Available daily at Patriots.com.

PATRIOTS THIS WEEK: Fridays 9:30 p.m. on Comcast Sports Net.

Patriots Today gives fans a daily, in-depth look at the club that is unmatched by any other outlet. Hosted by Jackie Brittain with daily reports from Brian Lowe and twice-weekly analysis from PFW's Paul Perillo. Patriots Today produces multiple segments each day during the season, with upwards of 45 minutes of up-to-the minute Patriots news, information and analysis throughout the day. Patriots Today is the only place fans can watch complete broadcasts of full-length press conferences on a daily basis, plus daily locker room uncut segments. Every Friday at 10:30 p.m. on Comcast Sports Net, Scott Zolak will bring you *Patriots This Week*, providing a thorough recap of each week's developments.

PATRIOTS.COM NEWS

Patriots.com features daily updates and exclusive content from the writers of *Patriots Football Weekly*, offering everything from breaking news to player features and the popular "Ask PFW" postings.

VIDEO

The first professional sports team website to offer streaming video provides Patriots fans with a variety of exclusive video content. Visitors can choose their channel and watch exclusive video from news to cheerleaders. Patriots.com also features video of every Patriots press conference, including postgame press conferences and Coach Belichick's weekday media updates.

AUDIO

Patriots Web Radio programming is available exclusively on Patriots.com beginning at noon each day, Monday through Friday. Kicking off the programming lineup is PFW In Progress, a daily online program that features candid commentary from the writers of *Patriots Football Weekly*. Following PFW In Progress is Patriots Playbook, hosted by John Rooke, featuring items from around the NFL. Fantasy Football Champs and Football Nation round out the Patriots.com radio lineup. Patriots.com also offers streaming audio of every Patriots press conference, as well as archives of Patriots.com Radio shows and exclusive podcasts.

PATRIOTS MONDAY ON WEEI

WEEI Sports Radio broadcasts Patriots Monday each week, offering fans unique insight and analysis from Coach Belichick and Tom Brady in addition to other Patriots players. WEEI will broadcast Patriots Monday live from Gillette Stadium each Monday, kicking off with Dennis & Callahan at 6:00 a.m.

PATRIOTS FRIDAY ON WAAF

WAAF broadcasts Patriots Friday each week, offering fans a look ahead at the weekend's game, match ups and rivalries. Various Patriots players will be featured on air.. WAAF will broadcast Patriots Fridays each week throughout the season with Greg Hill from the Hill-Man Morning Radio Show.

98.5 THE SPORTS HUB PATRIOTS RADIO NETWORK

A new era in Patriots Radio history began in 2009, with the move of the game broadcasts to 98.5 FM, Boston's Sports Hub. The transition to Boston's new all-sports radio station insures that Patriots fans will continue to hear every kick, block and tackle in stereo, and without static, in crystal-clear FM quality. Fans all over New England will be able to listen in to any of 37 stations on the Safety Insurance 98.5 The Sports Hub Patriots Radio Network, starting with Patriots Preview three hours before kickoff, and capped off with Patriots Postgame for three hours after the final gun.



FLAGSHIP STATION

98.5 FM Boston's Sports Hub

MASSACHUSETTS

WAQY	Springfield	102.1 FM
WBEC	Pittsfield	1420 AM
WPKZ	Fitchburg	1280 AM
WNAW	N. Adams	1230 AM
WBSM	New Bedford	1420 AM
WPVQ	Greenfield	95.3 FM
WSAR	Fall River	1480 AM
WWFX	Worcester	100.1 FM
WXTK	Hyannis	95.1 FM

NEW HAMPSHIRE

WNNH	Concord	99.1 FM
WSAK	Hampton	102.1 FM
WEMJ	Laconia	1490 AM
WLNH	Laconia	98.3 FM
WSHK	Portsmouth	105.3 FM
Wfnq	Nashua	106.3 FM
WPKQ	N. Conway	103.7 FM
WXXK	Lebanon	100.5 FM
WINQ	Keene	98.7 FM

RHODE ISLAND

WPRO	Providence	630 AM
WEAN	Providence	99.7 FM

NEW YORK

WUSP	Utica	95.5 FM
WUSP	Utica	1550 AM
WRCK	Utica	1480 AM

VERMONT

WBTN	Bennington	1370 AM
WRFK	Barre	107.1 FM
WKVT	Brattleboro	92.7 FM
WCPV	Burlington	101.3 FM
WEXP	Rutland	101.5 FM
WIKE	Newport	1490 AM
WSTJ	St Johnsbury	1340 AM

MAINE

WEBB	Augusta	98.5 FM
WEZQ	Bangor	92.9 FM
WBLM	Portland	102.9 FM

CONNECTICUT

WUCS	Hartford	97.9 FM
WINY	Putnam	1350 AM
WMOS	New London	102.3 FM



2013 PRESEASON OFFENSIVE STATISTICS

WON 2, LOST 1

08/09 W 31-22	at Philadelphia	69,144
08/16 W 25-21	Tampa Bay	68,756
08/22 L 9-40	at Detroit	60,921
08/29	New York Giants	

N.E. Opp.

TOTAL FIRST DOWNS	68	66
Rushing	21	20
Passing	42	42
Penalty	5	4
3rd Down: Made/Att	16/40	21/49
3rd Down Pct.	40.0	42.9
4th Down: Made/Att	0/2	1/5
4th Down Pct.	0.0	20.0
POSSESSION AVG.	28:42	31:18
TOTAL NET YARDS	1154	1225
Avg. Per Game	384.7	408.3
Total Plays	215	221
Avg. Per Play	5.4	5.5
NET YARDS RUSHING	455	413
Avg. Per Game	151.7	137.7
Total Rushes	87	98
NET YARDS PASSING	699	812
Avg. Per Game	233.0	270.7
Sacked/Yards Lost	5/42	8/48
Gross Yards	741	860
Att./Completions	123/71	115/69
Completion Pct.	57.7	60.0
Had Intercepted	2	1
PUNTS/AVERAGE	15/46.7	15/46.1
NET PUNTING AVG.	15/36.3	15/41.1
PENALTIES/YARDS	15/94	21/184
FUMBLES/BALL LOST	5/3	3/1
TOUCHDOWNS	8	9
Rushing	3	2
Passing	4	7
Returns	1	0

* SCORE BY PERIODS	Q1	Q2	Q3	Q4	OT	PTS
TEAM	22	23	14	6	0	65
OPPONENTS	10	30	10	33	0	83

* SCORING	TD	Ru	Pa	Rt	K-PAT	FG	S	PTS
Gostkowski	0	0	0	0	6/ 6	3/ 6	0	15
Blount	2	2	0	0			0	12
Sudfeld	1	0	1	0			0	8
Amendola	1	0	1	0			0	6
Develin	1	0	1	0			0	6
Ridley	1	1	0	0			0	6
Ryan	1	0	0	1			0	6
Vereen	1	0	1	0			0	6
TEAM	8	3	4	1	6/ 6	3/ 6	0	65
OPPONENTS	9	2	7	0	7/ 7	6/ 7	0	83
2-Pt Conv: Sudfeld, TM 1-2, OPP 2-2								
SACKS: Spikes 2, Kelly 1.5, Ninkovich 1.5, Benard 1, C. Jones 1, Vellano 1, TM 8, OPP 5								
FUM/LOST: Edelman 2/0, Bolden 1/1, Sudfeld 1/1, Vereen 1/1								

* RUSHING	No.	Yds	Avg	Long	TD
Blount	24	137	5.7	51t	2
Ridley	22	116	5.3	62	1
Tebow	10	61	6.1	14	0
Bolden	11	58	5.3	25	0
Vereen	11	47	4.3	23	0
Mallett	2	20	10.0	12	0
Washington	2	13	6.5	9	0
Develin	3	6	2.0	4	0
Brady	1	-1	-1.0	-1	0
Winn	1	-2	-2.0	-2	0
TEAM	87	455	5.2	62	3
OPPONENTS	98	413	4.2	21	2

* RECEIVING	No.	Yds	Avg	Long	TD
Thompkins	13	142	10.9	37	0
Edelman	10	75	7.5	22	0
Dobson	8	115	14.4	23	0
Amendola	7	77	11.0	26t	1
Vereen	7	62	8.9	18	1
Sudfeld	6	90	15.0	22t	1
Boyce	5	27	5.4	13	0
Fells	3	27	9.0	11	0
Washington	2	28	14.0	15	0
K. Aiken	2	23	11.5	15	0
Hoomanawanui	2	23	11.5	14	0
Develin	2	14	7.0	9t	1
Bolden	2	12	6.0	17	0
Sims	1	14	14.0	14	0
Blount	1	12	12.0	12	0
TEAM	71	741	10.4	37	4
OPPONENTS	69	860	12.5	67	7

* INTERCEPTIONS	No.	Yds	Avg	Long	TD
Ryan	1	53	53.0	53t	1
TEAM	1	53	53.0	53t	1
OPPONENTS	2	32	16.0	21	0

* PUNTING	No.	Yds	Avg	Net	TB	In	Lg	B
Mesko	10	462	46.2	40.6	0	2	53	0
R. Allen	5	239	47.8	27.8	1	0	56	0
TEAM	15	701	46.7	36.3	1	2	56	0
OPPONENTS	15	691	46.1	41.1	1	5	61	0

* PUNT RETURNS	Ret	FC	Yds	Avg	Long	TD
Washington	5	0	22	4.4	6	0
Edelman	4	2	32	8.0	22	0
TEAM	9	2	54	6.0	22	0
OPPONENTS	11	0	136	12.4	62	0

* KICKOFF RETURNS	No.	Yds	Avg	Long	TD
Boyce	3	73	24.3	33	0
Washington	3	66	22.0	27	0
Slater	2	35	17.5	19	0
Blount	1	27	27.0	27	0
Edelman	1	4	4.0	4	0
TEAM	10	205	20.5	33	0
OPPONENTS	6	207	34.5	63	0

* FIELD GOALS	1-19	20-29	30-39	40-49	50+
Gostkowski	0/ 0	0/ 0	3/ 3	0/ 1	0/2
TEAM	0/ 0	0/ 0	3/ 3	0/ 1	0/2
OPPONENTS	0/ 0	2/ 2	2/ 3	2/ 2	0/0
Gostkowski: (44N,34G,53N) (39G,50N) (31G)					
TM: (44N,34G,53N) (39G,50N) (31G)					
OPP: () (37G,23G) (23G,31N,31G,49G,47G)					

* PASSING	Att	Cmp	Yds	Cmp%	Yds/Att	TD	TD%	Int	Int%	Long	Sack/Lost	Rating
Mallett	60	32	330	53.3	5.50	2	3.3	0	0.0	23	0/ 0	80.6
Brady	44	34	357	77.3	8.11	2	4.5	1	2.3	37	2/ 19	106.0
Tebow	19	5	54	26.3	2.84	0	0.0	1	5.3	17	3/ 23	17.7
TEAM	123	71	741	57.7	6.02	4	3.3	2	1.6	37	5/ 42	79.4
OPPONENTS	115	69	860	60.0	7.48	7	6.1	1	0.9	67	8/ 48	99.9



2013 PRESEASON DEFENSIVE STATISTICS

Tackle Statistics based on Play-by-Play

PLAYER	TACKLES			SACKS			INTERCEPTIONS				FUMBLES				SP. TEAMS				
Name	TT	UT	A	S	Yds	QH	Int	Yds	TD	PD	FF	FR	Yds	TD	TT	UT	A	FF	FR
Logan Ryan	12	9	3	0.0	0.0	0	1	53	1	4	0	0	0	0	0	0	0	0	0
Brandon Spikes	11	7	4	2.0	11.0	2	0	0	0	0	0	1	0	0	0	0	0	0	0
Duron Harmon	10	8	2	0.0	0.0	0	0	0	0	0	0	0	0	0	1	1	0	0	0
Steve Beauharnais	10	4	6	0.0	0.0	0	0	0	0	0	0	0	0	0	0	0	0	0	0
Dane Fletcher	10	6	4	0.0	0.0	0	0	0	0	1	0	0	0	0	1	1	0	0	0
Jeff Tarpinian	9	9	0	0.0	0.0	0	0	0	0	0	0	0	0	0	1	1	0	0	0
Jamie Collins	9	5	4	0.0	0.0	0	0	0	0	0	0	0	0	0	0	0	0	0	0
Marcus Benard	8	6	2	1.0	7.0	1	0	0	0	0	0	0	0	0	1	1	0	0	0
Marquice Cole	8	7	1	0.0	0.0	0	0	0	0	1	0	0	0	0	0	0	0	0	0
Tavon Wilson	8	8	0	0.0	0.0	0	0	0	0	0	0	0	0	0	0	0	0	0	0
Michael Buchanan	7	5	2	0.0	0.0	0	0	0	0	0	0	0	0	0	1	1	0	0	0
Rob Ninkovich	7	4	3	1.5	9.5	2	0	0	0	0	0	0	0	0	0	0	0	0	0
Mike Rivera	6	3	3	0.0	0.0	0	0	0	0	0	0	0	0	0	0	0	0	0	0
Dont'a Hightower	6	3	3	0.0	0.0	0	0	0	0	0	0	0	0	0	1	0	1	0	0
Joe Vellano	5	4	1	1.0	7.0	1	0	0	0	0	0	0	0	0	0	0	0	0	0
Cory Grissom	5	3	2	0.0	0.0	0	0	0	0	0	0	0	0	0	0	0	0	0	0
Marcus Forston	5	4	1	0.0	0.0	1	0	0	0	0	0	0	0	0	0	0	0	0	0
Justin Green	5	5	0	0.0	0.0	0	0	0	0	1	0	0	0	0	0	0	0	0	0
Jake Bequette	5	4	1	0.0	0.0	0	0	0	0	0	0	0	0	0	0	0	0	0	0
A.J. Edds	4	3	1	0.0	0.0	0	0	0	0	0	0	0	0	0	1	1	0	0	0
Aqib Talib	4	4	0	0.0	0.0	0	0	0	0	1	0	0	0	0	0	0	0	0	0
Kyle Arrington	4	2	2	0.0	0.0	0	0	0	0	0	0	0	0	0	1	1	0	0	0
Chandler Jones	4	3	1	1.0	4.0	3	0	0	0	0	0	0	0	0	0	0	0	0	0
Adrian Wilson	4	3	1	0.0	0.0	0	0	0	0	0	0	0	0	0	3	2	1	0	0
Justin Francis	3	3	0	0.0	0.0	1	0	0	0	0	0	0	0	0	0	0	0	0	0
Jason Vega	3	2	1	0.0	0.0	0	0	0	0	0	0	0	0	0	0	0	0	0	0
Tommy Kelly	3	2	1	1.5	9.5	1	0	0	0	0	1	0	0	0	0	0	0	0	0
Vince Wilfork	2	2	0	0.0	0.0	0	0	0	0	0	0	0	0	0	0	0	0	0	0
Jerod Mayo	2	1	1	0.0	0.0	0	0	0	0	0	0	0	0	0	0	0	0	0	0
A. White	2	2	0	0.0	0.0	0	0	0	0	0	0	0	0	0	0	0	0	0	0
Devin McCourty	1	1	0	0.0	0.0	0	0	0	0	0	0	0	0	0	0	0	0	0	0
Brandon Jones	1	1	0	0.0	0.0	0	0	0	0	0	0	0	0	0	0	0	0	0	0
Zach Sudfeld	0	0	0	0.0	0.0	0	0	0	0	0	0	0	0	0	1	1	0	0	0
Danny Aiken	0	0	0	0.0	0.0	0	0	0	0	0	0	0	0	0	1	0	1	0	0
Kamar Aiken	0	0	0	0.0	0.0	0	0	0	0	0	0	0	0	0	1	1	0	0	0
Kanorris Davis	0	0	0	0.0	0.0	0	0	0	0	0	0	0	0	0	1	1	0	0	0
Matthew Slater	0	0	0	0.0	0.0	0	0	0	0	0	0	0	0	0	1	1	0	0	0
Ryan Allen	0	0	0	0.0	0.0	0	0	0	0	0	0	0	0	0	1	1	0	0	0
Leon Washington	0	0	0	0.0	0.0	0	0	0	0	0	0	0	0	0	1	1	0	0	0
Julian Edelman	0	0	0	0.0	0.0	0	0	0	0	0	0	0	0	0	0	0	0	0	1
	183	133	50	8.0	48.0	12	1	53	1	8	1	1	0	0	18	15	3	0	1

FUMBLES - LOST (5-3)				
	No.	Lost	Own Rec	O.B.
Brandon Bolden	1	1	0	0
Zach Sudfeld	1	1	0	0
Shane Vereen	1	1	0	0
Julian Edelman	2	0	2	0
	5	3	2	0

MISC. OFFENSIVE STATS				
	Tkl	Ast	FF	FR
Julian Edelman	0	0	0	1
Stevan Ridley	1	0	0	0
Shane Vereen	1	0	0	0
Sebastian Vollmer	1	0	0	0
Kenbrell Thompson	1	0	0	0
Anthony Rashad White	1	0	0	0
	5	0	0	1

KEY	
TT-Total Tackles	Int/Yds-Interceptions/Yards Returned
UT-Unassisted Tackles	PD-Passes Defensed
A-Assisted Tackles	FF-Forced Fumbles

BLOCKED KICKS			
	XP	FG	P
Totals	0	0	0



2013 NEW ENGLAND PATRIOTS ROSTER

AS OF AUGUST 25, 2013

ALPHABETICAL ROSTER								
#	NAME	POS	HT	WT	BORN	YR	COLLEGE	H.S. HOMETOWN
48	Aiken, Danny	LS	6-4	255	8/28/1988	3	Virginia	Roanoke, Va.
16	Aiken, Kamar	WR	6-2	215	5/30/1989	3	Central Florida	Hollywood, Fla.
6	Allen, Ryan	P	6-2	215	2/28/1990	R	Louisiana Tech	Salem, Ore.
80	Amendola, Danny	WR	5-11	195	11/2/1985	5	Texas Tech	The Woodlands, Texas
97	Armstead, Armond	DL	6-5	305	8/3/1990	1	Southern California	Elk Grove, Calif.
25	Arrington, Kyle	CB	5-10	190	8/12/1986	5	Hofstra	Accokeek, Md.
88	Ballard, Jake	TE	6-6	260	12/21/1987	3	Ohio State	Springboro, Ohio
39	Bartholomew, Ben	FB	6-2	240	7/31/1989	R	Tennessee	Nashville, Tenn.
45	Beauharnais, Steve	LB	6-2	230	5/2/1990	R	Rutgers	Saddle Brook, N.J.
58	Benard, Marcus	DL	6-2	260	7/26/1985	5	Jackson State	Ypsilanti, Mich.
92	Bequette, Jake	DE	6-5	265	2/21/1989	2	Arkansas	Little Rock, Ark.
29	Blount, LeGarrette	RB	6-0	250	12/5/1986	4	Oregon	Perry, Fla.
38	Bolden, Brandon	RB	5-11	220	1/26/1990	2	Mississippi	Baton Rouge, La.
82	Boyce, Josh	WR	5-11	205	5/6/1991	R	Texas Christian	Copperas Cove, Texas
12	Brady, Tom	QB	6-4	225	8/3/1977	14	Michigan	San Mateo, Calif.
99	Buchanan, Michael	DL	6-6	255	1/24/1991	R	Illinois	Homewood, Ill.
61	Cannon, Marcus	OL	6-5	335	5/6/1988	3	Texas Christian	Odessa, Texas
23	Cole, Marquice	CB	5-10	195	11/13/1983	5	Northwestern	Hazel Crest, Ill.
91	Collins, Jamie	LB	6-3	250	10/20/1989	R	Southern Mississippi	McCall Creek, Miss.
63	Connolly, Dan	OL	6-4	305	9/2/1982	8	Southeast Missouri St.	St. Louis, Mo.
96	Cunningham, Jermaine	DE	6-3	252	4/24/1988	4	Florida	Stone Mountain, Ga.
44 b	Davis, Kanorris	S	5-10	207	1/21/1990	R	Troy	Perry, Ga.
37	Dennard, Alfonzo	CB	5-10	200	9/9/1989	2	Nebraska	Rochelle, Ga.
46	Develin, James	RB	6-3	255	7/23/1988	1	Brown	Gilbertsville, Pa.
17	Dobson, Aaron	WR	6-3	200	7/23/1991	R	Marshall	Dunbar, W.V.
21	Dowling, Ras-I	CB	6-1	215	5/9/1988	3	Virginia	Chesapeake, Va.
43	Ebner, Nate	DB	6-0	210	12/14/1988	2	Ohio State	Dublin, Ohio
11	Edelman, Julian	WR	5-10	198	5/22/1986	5	Kent State	Redwood City, Calif.
86	Fells, Daniel	TE	6-4	260	9/23/1983	7	UC Davis	Fullerton, Calif.
52	Fletcher, Dane	LB	6-2	245	9/14/1986	4	Montana State	Bozeman, Mont.
98	Forston, Marcus	DL	6-3	305	9/28/1989	1	Miami (Fla..)	Miami, Fla.
94	Francis, Justin	DL	6-4	270	2/8/1989	2	Rutgers	Opa-Locka, Fla.
3	Gostkowski, Stephen	K	6-1	215	1/28/1984	8	Memphis	Madison, Miss.
41	Green, Justin	DB	5-11	195	2/26/1991	R	Illinois	Louisville, Ky.
28	Gregory, Steve	S	5-11	200	1/8/1983	8	Syracuse	Staten Island, N.Y.
67 b	Grissom, Cory	DL	6-2	316	6/9/1990	R	South Florida	LaGrange, Ga.
87	Gronkowski, Rob	TE	6-6	265	5/14/1989	4	Arizona	Pittsburgh, Pa.
83	Haggerty, Johnathan	WR	6-1	195	2/5/1988	2	Southwestern Oklahoma	Dallas, Texas
30	Harmon, Duron	DB	6-1	205	1/24/1991	R	Rutgers	Magnolia, Del.
13	Harrison, Mark	WR	6-3	230	12/11/1990	R	Rutgers	Stratford, Conn.
54	Hightower, Dont'a	LB	6-3	270	3/12/1990	2	Alabama	Lewisburg, Tenn.
47	Hoomanawanui, Michael	TE	6-4	260	7/4/1988	4	Illinois	Bloomington, Ill.
36	Jones, Brandon	CB	6-1	190	11/2/1989	R	Rutgers	Atco, N.J.
95	Jones, Chandler	DE	6-5	265	2/27/1990	2	Syracuse	Endicott, N.Y.
93	Kelly, Tommy	DL	6-6	310	12/27/1980	10	Mississippi State	Jackson, Miss.
67 w	Kline, Josh	OL	6-3	295	12/29/1989	R	Kent State	Mason, Ohio
90	Koutouvides, Niko	LB	6-2	245	3/25/1981	10	Purdue	New Britain, Conn.
49	Landi, Evan	TE	6-3	236	4/15/1990	R	South Florida	Coral Springs, Fal.
35 b	Lewis, LeQuan	CB	5-11	190	2/17/189	2	Arizona State	Los Angles, Calif.
15	Mallett, Ryan	QB	6-6	245	6/5/1988	3	Arkansas	Texarkana, Texas
70	Mankins, Logan	G	6-4	308	3/10/1982	9	Fresno State	Catheds Valley, Calif.
51	Mayo, Jerod	LB	6-1	250	2/23/1986	6	Tennessee	Hampton, Va.
32	McCourt, Devin	DB	5-10	195	8/13/1987	4	Rutgers	Montvale, N.J.
64 w	McDonald, Chris	OL	6-5	305	11/13/1989	R	Michigan State	Sterling Heights, Mich.
14	Mesko, Zoltan	P	6-5	225	3/6/1986	4	Michigan	Twinsburg, Ohio
50	Ninkovich, Rob	DL	6-2	260	2/1/1984	8	Purdue	Blue Island, Ill.
65	Patterson, Luke	OL	6-4	295	9/19/1987	1	Texas A&M	Kingsville, Texas
22	Ridley, Stevan	RB	5-11	220	1/27/1989	3	Louisiana State	Natchez, Miss.
59	Rivera, Mike	LB	6-2	255	1/10/1986	2	Kansas	Shawnee Mission, Kan.
26	Ryan, Logan	CB	5-11	195	2/9/1991	R	Rutgers	Voorhees, N.J.
60	Schwab, Brice	OL	6-7	302	10/4/1989	R	Arizona State	West Sunbury, Pa.
84	Sims, Quentin	WR	6-3	202	7/11/1990	R	Tennessee-Martin	Cincinnati, Ohio
18	Slater, Matthew	WR	6-0	210	9/9/1985	6	UCLA	Anaheim, Calif.
77	Solder, Nate	T	6-8	320	4/12/1988	3	Colorado	Buena Vista, Colo.
55	Spikes, Brandon	LB	6-2	255	9/3/1987	4	Florida	Shelby, N.C.
69 w	Stankiewitch, Matt	C	6-4	305	2/8/1990	R	Penn State	Schuylkill, Pa.
44 w	Sudfeld, Zach	TE	6-7	260	4/17/1989	R	Nevada	Modesto, Calif.
74	Switek, Will	OL	6-6	310	1/8/1982	8	Stanford	Newbury Park, Calif.
31	Talib, Aqib	CB	6-1	205	2/13/1986	6	Kansas	Richardson, Texas
53 b	Tarpinian, Jeff	LB	6-3	240	10/16/1987	2	Iowa	Omaha, Neb.
5	Tebow, Tim	QB	6-3	245	8/14/1987	4	Florida	Jacksonville, Fla.
85	Thompkins, Kenbrell	WR	6-1	195	7/29/1988	R	Cincinnati	Miami, Fla.
64 b	Vellano, Joe	DL	6-2	300	10/30/1988	R	Maryland	Rexford, N.Y.
34	Vereen, Shane	RB	5-10	205	5/2/1989	3	California	Valencia, Calif.
76	Vollmer, Sebastian	T	6-8	320	7/10/1984	5	Houston	Kaarst, Germany
33	Washington, Leon	RB	5-8	192	8/29/1982	8	Florida State	Jacksonville, Fla.
62	Wendell, Ryan	OL	6-2	300	3/4/1986	5	Fresno State	Diamond Bar, Calif.
69 b	White, Anthony Rashad	DL	6-2	330	8/2/1989	R	Michigan State	Battle Creek, Mich.
75	Wilfork, Vince	DL	6-2	325	11/4/1981	10	Miami (Fla.)	Boynton Beach, Fla.
24	Wilson, Adrian	S	6-3	230	10/12/1979	13	North Carolina State	High Point, N.C.
27	Wilson, Tavon	DB	6-0	215	3/19/1990	2	Illinois	Washington, D.C.
35 w	Winn, George	RB	5-11	210	11/10/1990	R	Cincinnati	Southfield, Mich.
53 w	Zupancic, Mike	LS	6-5	260	12/14/1989	R	Eastern Michigan	Trabuco, Calif.
66	Zusevics, Markus	OL	6-5	300	4/25/1989	2	Iowa	Arlington Heights, Ill.

NUMERICAL ROSTER		
#	NAME	POS
3	Stephen Gostkowski	K
5	Tim Tebow	QB
6	Ryan Allen	P
11	Julian Edelman	WR
12	Tom Brady	QB
13	Mark Harrison	WR
14	Zoltan Mesko	P
15	Ryan Mallett	QB
16	Kamar Aiken	WR
17	Aaron Dobson	WR
18	Matthew Slater	WR
21	Ras-I Dowling	CB
22	Stevan Ridley	RB
23	Marquice Cole	CB
24	Adrian Wilson	S
25	Kyle Arrington	CB
26	Logan Ryan	CB
27	Tavon Wilson	DB
28	Steve Gregory	S
29	LeGarrette Blount	RB
30	Duron Harmon	DB
31	Aqib Talib	CB
32	Devin McCourty	DB
33	Leon Washington	RB
34	Shane Vereen	RB
35 w	George Winn	RB
35 b	LeQuan Lewis	CB
36	Brandon Jones	CB
37	Alfonzo Dennard	CB
38	Brandon Bolden	RB
39	Ben Bartholomew	FB
41	Justin Green	DB
43	Nate Ebner	Madison, Miss.
44 b	Kanorris Davis	S
44 w	Zach Sudfeld	TE
45	Steve Beauharnais	LB
46	James Develin	RB
47	Michael Hoomanawanui	TE
48	Danny Aiken	LS
49	Evan Landi	TE
50	Rob Ninkovich	DL
51	Jerod Mayo	LB
52	Dane Fletcher	LB
53 b	Jeff Tarpinian	LB
53 w	Mike Zupancic	LS
54	Dont'a Hightower	LB
55	Brandon Spikes	LB
58	Marcus Benard	DL
59	Mike Rivera	LB
60	Brice Schwab	OL
61	Marcus Cannon	OL
62	Ryan Wendell	OL
63	Dan Connolly	OL
64 w	Chris McDonald	OL
64 b	Joe Vellano	DL
65	Luke Patterson	OL
66	Markus Zusevics	OL
67 b	Cory Grissom	DL
67 w	Josh Kline	OL
69 b	Anthony Rashad White	DL
69 w	Matt Stankiewitch	C
70	Logan Mankins	G
74	Will Switek	OL
75	Vince Wilfork	DL
76	Sebastian Vollmer	T
77	Nate Solder	T
80	Danny Amendola	WR
82	Josh Boyce	WR
83	Johnathan Haggerty	WR
84	Quentin Sims	WR
85	Kenbrell Thompkins	WR
86	Daniel Fells	TE
87	Rob Gronkowski	TE
88	Jake Ballard	TE
90	Niko Koutouvides	LB
91	Jamie Collins	LB
92	Jake Bequette	DE
93	Tommy Kelly	DL
94	Justin Francis	DL
95	Chandler Jones	DE
96	Jermaine Cunningham	DE
97	Armond Armstead	DL
98	Marcus Forston	DL
99	Michael Buchanan	DL

RESERVE/INJURED LIST

#	NAME	POS	HT	WT	BORN	YR	COLLEGE	H.S. HOMETOWN
68	Green, Tyronne	OL	6-2	316	4/6/1986	5	Auburn	Pensacola, Fla.
84	Moe, TJ	WR	6-0	200	10/14/1990	R	Missouri	O'Fallon, Mo.

RESERVE/INJURED LIST

#	NAME	POS
68	Tyronne Green	OL
84	TJ Moe	WR

HEAD COACH: BILL BELICHICK

ASSISTANTS: Josh Boyer, Cornerbacks; Moses Cabrera, Assistant Strength and Conditioning; Brian Daboll, offensive assistant, Ivan Fears, Running Backs; Brian Flores, Safeties; George Godsey, Tight Ends; Patrick Graham, Defensive Line; Pepper Johnson, Linebackers; Joe Judge, Special Teams Assistant; Josh McDaniels, Offensive Coordinator/Quarterbacks; Harold Nash, Head Strength and Conditioning; Scott O'Brien, Special Teams; Chad O'Shea, Receivers; Matt Patricia, Defensive Coordinator; Dante Scarnecchia, Assistant Head Coach/Offensive Line



2013 NUMERICAL ROSTER

August 25, 2013

3	Stephen Gostkowski	K	6-1	215	29	8	Memphis	D4b-06
5	Tim Tebow	QB	6-3	245	26	4	Florida	FA-13
6	Ryan Allen	P	6-2	215	23	R	Louisiana Tech	FA-13
11	Julian Edelman	WR	5-10	198	27	5	Kent State	D7a-09
12	Tom Brady	QB	6-4	225	36	14	Michigan	D6b-00
13	Mark Harrison	WR	6-3	230	22	R	Rutgers	FA-13
14	Zoltan Mesko	P	6-5	225	27	4	Michigan	D5-10
15	Ryan Mallett	QB	6-6	245	25	3	Arkansas	D3b-11
16	Kamar Aiken	WR	6-2	215	24	3	Central Florida	FA-12
17	Aaron Dobson	WR	6-3	200	22	R	Marshall	D2b-13
18	Matthew Slater	WR	6-0	210	27	6	UCLA	D5-08
21	Ras-I Dowling	CB	6-1	215	25	3	Virginia	D2a-11
22	Stevan Ridley	RB	5-11	220	24	3	Louisiana State	D3a-11
23	Marquice Cole	CB	5-10	195	29	5	Northwestern	FA-12
24	Adrian Wilson	S	6-3	230	33	13	North Carolina State	FA-13
25	Kyle Arrington	CB	5-10	190	27	5	Hofstra	FA-09
26	Logan Ryan	CB	5-11	195	22	R	Rutgers	D3a-13
27	Tavon Wilson	DB	6-0	215	23	2	Illinois	D2-12
28	Steve Gregory	S	5-11	200	30	8	Syracuse	UFA(SD)-12
29	LeGarrette Blount	RB	6-0	250	26	4	Oregon	TR(TB)-13
30	Duron Harmon	DB	6-1	205	22	R	Rutgers	D3b-13
31	Aqib Talib	CB	6-1	205	27	6	Kansas	TR(TB)-12
32	Devin McCourty	DB	5-10	195	26	4	Rutgers	D1-10
33	Leon Washington	RB	5-8	192	30	8	Florida State	FA-13
34	Shane Vereen	RB	5-10	205	24	3	California	D2b-11
35 w	George Winn	RB	5-11	210	22	R	Cincinnati	FA-13
35 b	LeQuan Lewis	CB	5-11	190	24	2	Arizona State	FA-13
36	Brandon Jones	CB	6-1	190	23	R	Rutgers	FA-13
37	Alfonzo Dennard	DB	5-10	200	23	2	Nebraska	D7a-12
38	Brandon Bolden	RB	5-11	220	23	2	Mississippi	FA-12
39	Ben Bartholomew	FB	6-2	240	24	R	Tennessee	FA-13
41	Justin Green	DB	5-11	195	22	R	Illinois	FA-13
43	Nate Ebner	DB	6-0	210	24	2	Ohio State	D6-12
44 b	Kanorris Davis	S	5-10	207	23	R	Troy	FA-13
44 w	Zach Sudfeld	TE	6-7	260	24	R	Nevada	FA-13
45	Steve Beauharnais`	LB	6-2	230	23	R	Rutgers	D7b-13
46	James Develin	RB	6-3	255	25	1	Brown	FA-12
47	Michael Hoomanawanui	TE	6-4	260	25	4	Illinois	FA-12
48	Danny Aiken	LS	6-4	255	24	3	Virginia	CW(BUF)-11
49	Evan Landi	TE	6-3	236	23	R	South Florida	FA-13
50	Rob Ninkovich	DL	6-2	260	29	8	Purdue	FA-09
51	Jerod Mayo	LB	6-1	250	27	6	Tennessee	D1-08
52	Dane Fletcher	LB	6-2	245	26	4	Montana State	FA-10
53 b	Jeff Tarpinian	LB	6-3	240	25	2	Iowa	FA-11
53 w	Mike Zupancic	LS	6-5	260	23	R	Eastern Michigan	FA-13
54	Dont'a Hightower	LB	6-3	270	23	2	Alabama	D1b-12
55	Brandon Spikes	LB	6-2	255	25	4	Florida	D2c-10
58	Marcus Benard	DL	6-2	260	28	5	Jackson State	FA-13
59	Mike Rivera	LB	6-2	255	27	2	Kansas	FA-12
60	Brice Schwab	OL	6-7	302	23	R	Arizona State	FA-13
61	Marcus Cannon	OL	6-5	335	25	3	Texas Christian	D5a-11
62	Ryan Wendell	OL	6-2	300	27	5	Fresno State	FA-08
63	Dan Connolly	OL	6-4	305	30	8	Southeast Missouri St.	FA-08
64 w	Chris McDonald	OL	6-5	305	23	R	Michigan State	FA-13
64 b	Joe Vellano	DL	6-2	300	24	R	Maryland	FA-13
65	Luke Patterson	OL	6-4	295	25	1	Texas A&M	FA-13
66	Markus Zusevics	OL	6-5	300	24	2	Iowa	FA-12
67 w	Josh Kline	OL	6-3	295	23	R	Kent State	FA-13
67 b	Cory Grissom	DT	6-2	316	23	R	South Florida	FA-13
69 b	Anthony Rashad White	DL	6-2	330	24	R	Michigan State	FA-13
69 w	Matt Stankiewicz	C	6-4	305	23	R	Penn State	FA-13
70	Logan Mankins	G	6-4	308	31	9	Fresno State	D1-05
74	Will Svitek	OL	6-6	310	31	8	Stanford	FA-13
75	Vince Wilfork	DL	6-2	325	31	10	Miami (Fla.)	D1a-04
76	Sebastian Vollmer	T	6-8	320	29	5	Houston	D2d-09
77	Nate Solder	T	6-8	320	25	3	Colorado	D1-11
80	Danny Amendola	WR	5-11	195	27	5	Texas Tech	UFA(STL)-13
82	Josh Boyce	WR	5-11	205	22	R	Texas Christian	D4-13
83	Johnathan Haggerty	WR	6-1	195	25	2	Southwestern Oklahoma	FA-13
84	Quentin Sims	WR	6-3	202	23	R	Tennessee-Martin	FA-13
85	Kenbrell Thompkins	WR	6-1	195	25	R	Cincinnati	FA-13
86	Daniel Fells	TE	6-4	260	29	7	UC Davis	UFA(DEN)-12
87	Rob Gronkowski	TE	6-6	265	24	4	Arizona	D2a-10
88	Jake Ballard	TE	6-6	260	25	3	Ohio State	CW(NYG)-12
90	Niko Koutouvides	LB	6-2	245	32	10	Purdue	FA-12
91	Jamie Collins	LB	6-3	250	23	R	Souther Mississippi	D2a-13
92	Jake Bequette	DE	6-5	265	24	2	Arkansas	D3-12
93	Tommy Kelly	DL	6-6	310	32	10	Mississippi State	FA-13
94	Justin Francis	DL	6-4	270	24	2	Rutgers	FA-12
95	Chandler Jones	DE	6-5	265	23	2	Syracuse	D1a-12
96	Jermaine Cunningham	DE	6-3	252	25	4	Florida	D2b-10
97	Armond Armstead	DL	6-5	305	23	1	Southern California	FA-13
98	Marcus Forston	DL	6-3	305	23	1	Miami (Fla.)	FA-12
99	Michael Buchanan	DL	6-6	255	22	R	Illinois	D7a-13

RESERVE/INJURED LIST

#	NAME	POS	HT	WT	AGE	YR	COLLEGE	INJURY (IR date)
68	Tyrone Green	OL	6-2	316	27	5	Auburn	(8/15/13)
84	TJ Moe	WR	6-0	200	22	R	Missouri	Achilles (6/3/13)



2013 POSITIONAL ROSTER

August 25, 2013								
DEFENSE (39)								
#	NAME	POS	HT	WT	BORN	YR	COLLEGE	H.S. HOMETOWN
DEFENSIVE LINE (14)								
97	Armstead, Armond	DL	6-5	305	8/3/1990	1	Southern California	Elk Grove, Calif.
58	Benard, Marcus	DL	6-2	260	7/26/1985	5	Jackson State	Ypsilanti, Mich.
92	Bequette, Jake	DE	6-5	265	2/21/1989	2	Arkansas	Little Rock, Ark.
99	Buchanan, Michael	DL	6-6	255	1/24/1991	R	Illinois	Homewood, Ill.
96	Cunningham, Jermaine	DE	6-3	252	4/24/1988	4	Florida	Stone Mountain, Ga.
98	Forston, Marcus	DL	6-3	305	9/28/1989	1	Miami (Fla.)	Miami, Fla.
94	Francis, Justin	DL	6-4	270	2/8/1989	2	Rutgers	Opa-Locka, Fla.
67 b	Grissom, Cory	DL	6-2	316	6/9/1990	R	South Florida	LaGrange, Ga.
95	Jones, Chandler	DE	6-5	265	2/27/1990	2	Syracuse	Endicott, N.Y.
93	Kelly, Tommy	DL	6-6	310	12/27/1980	10	Mississippi State	Jackson, Miss.
50	Ninkovich, Rob	DL	6-2	260	2/1/1984	8	Purdue	Blue Island, Ill.
64 b	Vellano, Joe	DL	6-2	300	10/30/1988	R	Maryland	Rexford, N.Y.
69 b	White, Anthony Rashad	DL	6-2	330	8/2/1989	R	Michigan State	Battle Creek, Mich.
75	Wilfork, Vince	DL	6-2	325	11/4/1981	10	Miami (Fla.)	Boynton Beach, Fla.
LINEBACKER (9)								
45	Beauharnais, Steve	LB	6-2	230	5/2/1990	R	Rutgers	Saddle Brook, N.J.
91	Collins, Jamie	LB	6-3	250	10/20/1989	R	Southern Mississippi	McCall Creek, Miss.
52	Fletcher, Dane	LB	6-2	245	9/14/1986	4	Montana State	Bozeman, Mont.
54	Hightower, Dont'a	LB	6-3	270	3/12/1990	2	Alabama	Lewisburg, Tenn.
90	Koutouvides, Niko	LB	6-2	245	3/25/1981	10	Purdue	New Britain, Conn.
51	Mayo, Jerod	LB	6-1	250	2/23/1986	6	Tennessee	Hampton, Va.
59	Rivera, Mike	LB	6-2	255	1/10/1986	2	Kansas	Shawnee Mission, Kan.
55	Spikes, Brandon	LB	6-2	255	9/3/1987	4	Florida	Shelby, N.C.
53 b	Tarpinian, Jeff	LB	6-3	240	10/16/1987	2	Iowa	Omaha, Neb.
DEFENSIVE BACK (16)								
25	Arrington, Kyle	CB	5-10	190	8/12/1986	5	Hofstra	Accokeek, Md.
23	Cole, Marquice	CB	5-10	195	11/13/1983	5	Northwestern	Hazel Crest, Ill.
44 b	Davis, Kanorris	S	5-10	207	1/21/1990	R	Troy	Perry, Ga.
37	Dennard, Alfonzo	CB	5-10	200	9/9/1989	2	Nebraska	Rochelle, Ga.
21	Dowling, Ras-I	CB	6-1	215	5/9/1988	3	Virginia	Chesapeake, Va.
43	Ebner, Nate	DB	6-0	210	12/14/1988	2	Ohio State	Dublin, Ohio
41	Green, Justin	DB	5-11	195	2/26/1991	R	Illinois	Louisville, Ky.
28	Gregory, Steve	S	5-11	200	1/8/1983	8	Syracuse	Staten Island, N.Y.
30	Harmon., Duron	DB	6-1	205	1/24/1991	R	Rutgers	Magnolia, Del.
36	Jones, Brandon	CB	6-1	190	11/2/1989	R	Rutgers	Atco, N.J.
35 b	Lewis, LeQuan	CB	5-11	190	2/17/1989	2	Arizona State	Los Angeles, Calif.
32	McCourty, Devin	DB	5-10	195	8/13/1987	4	Rutgers	Montvale, N.J.
26	Ryan, Logan	CB	5-11	195	2/9/1991	R	Rutgers	Voorhees, N.J.
31	Talib, Aqib	CB	6-1	205	2/13/1986	6	Kansas	Richardson, Texas
24	Wilson, Adrian	S	6-3	230	10/12/1979	13	North Carolina State	High Point, N.C.
27	Wilson, Tavon	DB	6-0	215	3/19/1990	2	Illinois	Washington, D.C.
OFFENSE (40)								
#	NAME	POS	HT	WT	BORN	YR	COLLEGE	H.S. HOMETOWN
OFFENSIVE LINE (13)								
61	Cannon, Marcus	OL	6-5	335	5/6/1988	3	Texas Christian	Odessa, Texas
63	Connolly, Dan	OL	6-4	305	9/2/1982	8	Southeast Missouri St.	St. Louis, Mo.
67 w	Kline, Josh	OL	6-3	295	12/29/1989	R	Kent State	Mason, Ohio
70	Mankins, Logan	G	6-4	308	3/10/1982	9	Fresno State	Catheys Valley, Calif.
64 w	McDonald, Chris	OL	6-5	305	11/13/1989	R	Michigan State	Sterling Heights, Mich.
65	Patterson, Luke	OL	6-4	295	9/19/1987	1	Texas A&M	Kingsville, Texas
60	Schwab, Brice	OL	6-7	302	10/4/1989	R	Arizona State	West Sunbury, Pa.
77	Solder, Nate	T	6-8	320	4/12/1988	3	Colorado	Buena Vista, Co.
69 w	Stankiewitch, Matt	C	6-4	305	2/8/1990	R	Penn State	Schuylkill, Pa.
74	Svitek, Will	OL	6-6	310	1/8/1992	8	Stanford	Newbury Park, Calif.
76	Vollmer, Sebastian	T	6-8	320	7/10/1984	5	Houston	Kaarst, Germany
62	Wendell, Ryan	OL	6-2	300	3/4/1986	5	Fresno State	Diamond Bar, Calif.
66	Zusevics, Markus	OL	6-5	300	4/25/1989	2	Iowa	Arlington Heights, Ill.
QUARTERBACK (3)								
12	Brady, Tom	QB	6-4	225	8/3/1977	14	Michigan	San Mateo, Calif.
15	Mallett, Ryan	QB	6-6	245	6/5/1988	3	Arkansas	Texarkana, Texas
5	Tebow, Tim	QB	6-3	245	8/14/1987	4	Florida	Jacksonville, Fla.
WIDE RECEIVER (10)								
16	Aiken, Kamar	WR	6-2	215	5/30/1989	3	Central Florida	Hollywood, Fla.
80	Amendola, Danny	WR	5-11	195	11/2/1985	5	Texas Tech	The Woodlands, Texas
82	Boyce, Josh	WR	5-11	205	5/6/1991	R	Texas Christian	Copperas Cove, Texas
17	Dobson, Aaron	WR	6-3	200	7/23/1991	R	Marshall	Dunbar, W.V.
11	Edelman, Julian	WR	5-10	198	5/22/1986	5	Kent State	Redwood City, Calif.
83	Haggerty, Johnathan	WR	6-1	195	2/5/1988	2	Southwestern Oklahoma	Dallas, Texas
13	Harrison, Mark	WR	6-3	230	12/11/1990	R	Rutgers	Stratford, Conn.
84	Sims, Quentin	WR	6-3	202	7/11/1990	R	Tennessee-Martin	Cincinnati, Ohio
18	Slater, Matthew	WR	6-0	210	9/9/1985	6	UCLA	Anaheim, Calif.
85	Thompkins, Kenbrell	WR	6-1	195	7/29/1988	R	Cincinnati	Miami, Fla.
RUNNING BACK (8)								
39	Bartholomew, Ben	FB	6-2	240	7/31/1989	R	Tennessee	Nashville, Tenn.
29	Blount, LeGarrette	RB	6-0	250	12/5/1986	4	Oregon	Perry, Fla.
38	Bolden, Brandon	RB	5-11	220	1/26/1990	2	Mississippi	Baton Rouge, La.
46	Develin, James	RB	6-3	255	7/23/1988	1	Brown	Gilbertsville, Pa.
22	Ridley, Stevan	RB	5-11	220	1/27/1989	3	Louisiana State	Natchez, Miss.
34	Vereen, Shane	RB	5-10	205	5/2/1989	3	California	Valencia, Calif.
33	Washington, Leon	RB	5-8	192	8/29/1982	8	Florida State	Jacksonville, Fla.
35 w	Winn, George	RB	5-11	210	11/10/1990	R	Cincinnati	Southfield, Mich.
TIGHT END (6)								
88	Ballard, Jake	TE	6-6	260	12/21/1987	3	Ohio State	Springboro, Ohio
86	Fells, Daniel	TE	6-4	260	9/23/1983	7	UC Davis	Fullerton, Calif.
87	Gronkowski, Rob	TE	6-6	265	5/14/1989	4	Arizona	Pittsburgh, Pa.
47	Hoomanawanui, Michael	TE	6-4	260	7/4/1988	4	Illinois	Bloomington, Ill.
49	Landi, Evan	TE	6-3	236	4/15/1990	R	South Florida	Coral Springs, Fla.
44 w	Sudfeld, Zach	TE	6-7	260	4/17/1989	R	Nevada	Modesto, Calif.
SPECIALISTS (5)								
#	NAME	POS	HT	WT	BORN	YR	COLLEGE	H.S. HOMETOWN
SPECIALISTS (5)								
48	Aiken, Danny	LS	6-4	255	8/28/1988	3	Virginia	Roanoke, Va.
6	Allen, Ryan	P	6-2	215	2/28/1990	R	Louisiana Tech	Salem, Ore.
3	Gostkowski, Stephen	K	6-1	215	1/28/1984	8	Memphis	Madison, Miss.
14	Mesko, Zoltan	P	6-5	225	3/6/1986	4	Michigan	Twinsburg, Ohio
53 w	Zupancic, Mike	LS	6-5	260	12/14/1989	R	Eastern Michigan	Trabuco, Calif.
RESERVE/INJURED (2)								
#	NAME	POS	HT	WT	BORN	YR	COLLEGE	H.S. HOMETOWN
RESERVE/INJURED (2)								
68	Green, Tyronne	OL	6-2	316	4/6/1986	5	Auburn	Pensacola, Fla.
84	Moe, TJ	WR	6-0	200	10/14/1990	R	Missouri	O'Fallon, Mo.



How The Patriots Were Built

UPDATED: August 25, 2013

YEAR	DRAFTEES (32)	VETERAN FREE AGENTS (18)	WAIVERS (2) / TRADES (2)	ROOKIE AND FIRST-YEAR FREE AGENTS (30)
2000	Tom Brady (6b)			
2004	Vince Wilfork (1a)			
2005	Logan Mankins (1)			
2006	Stephen Gostkowski (4b)			
2008	Jerod Mayo (1) Matthew Slater (5)	Dan Connolly (fa)(JAX)		Ryan Wendell (fa)
2009	Sebastian Vollmer (2d) Julian Edelman (7a)	Rob Ninkovich (5)(NO)		Kyle Arrington (fa) (PHI)
2010	Devin McCourty (1) Rob Gronkowski (2a) Jermaine Cunningham (2b) Brandon Spikes (2c) Zoltan Mesko (5)			Dane Fletcher (fa)
2011	Nate Solder (1) Ras-I Dowling (2) Shane Vereen (2b) Stevan Ridley (3a) Ryan Mallett (3b) Marcus Cannon (5a)		Danny Aiken (fa) CW (BUF)	Jeff Tarpinian (fa)
2012	Chandler Jones (1a) Dont'a Hightower (1b) Tavon Wilson (2) Jake Bequette (3) Nate Ebner (6) Alfonzo Dennard (7a)	Kamar Aiken (fa)(BUF) Marquice Cole (fa)(OAK) Daniel Fells (fa)(ATL) Steve Gregory (fa)(SD) Michael Hoomanawanui (5)(STL) Niko Koutouvides (4)(SEA) Mike Rivera (fa)(CHI)	Jake Ballard (fa) CW (NYG) Aqib Talib (1) (tr-TB)	Brandon Bolden (fa) Marcus Forston (fa) Justin Francis (fa) Markus Zusevics (fa)
2013	Jamie Collins (2a) Aaron Dobson (2b) Logan Ryan (3a) Duron Harmon (3b) Josh Boyce (4) Michael Buchanan (7a) Steve Beauharnais (7b)	Danny Amendola (fa)(DAL) Marcus Benard (fa)(CLE) Johnathan Haggerty (fa)(CLE) Tommy Kelly (fa)(OAK) LeQuan Lewis (fa)(TEN) Will Svitek (6)(KC) Tim Tebow (1)(DEN) Leon Washington (4)(NYJ) Adrian Wilson (3)(ARI)	LeGarrette Blount (fa) (tr-TB)	Ryan Allen (fa) Armond Armstead (fa) Ben Bartholomew (fa) Kannorris Davis (fa) James Develin (fa)(CIN) Justin Green (fa) Cory Grissom (fa) Mark Harrison (fa) Brandon Jones (fa) Josh Kline (fa) Evan Landi (fa) Chris McDonald (fa) Luke Patterson (fa) (KC) Brice Schwab (fa) Quentin Sims (fa) Matt Stankiewicz (fa) Zach Sudfeld (fa) Kenbrell Thompson (fa) Joe Vellano (fa) Anthony Rashad White (fa) George Winn (fa) Mike Zupancic (fa)
NOTE: Team in parenthesis is the player's prior team (#) – indicates round drafted (fa) – indicates non-drafted free agents			Reserve/Injured (2) Tyronne Green (4)(SD) TJ Moe (fa)	



2013 TRANSACTIONS

UPDATED: August 25, 2013

JANUARY, 2013

1/24/2013	Benard, Marcus	Signed a future contract
1/24/2013	Develin, James	Signed a future contract
1/24/2013	Ebert, Jeremy	Signed a future contract
1/24/2013	Holmes, Andre	Signed a future contract
1/24/2013	Kafka, Mike	Signed a future contract
1/24/2013	Robertson, Tracy	Signed a future contract
1/24/2013	Tarpinian, Jeff	Signed a future contract

FEBRUARY, 2013

2/1/2013	Armstead, Armond	Signed
2/19/2013	Vega, Jason	Signed

MARCH, 2013

3/4/2013	Hix, Kyle	Released
3/4/2013	Larsen, Spencer	Released
3/14/2013	Amendola, Danny	Signed
3/14/2013	Washington, Leon	Signed
3/15/2013	Jones, Donald	Signed
3/16/2013	Arrington, Kyle	Re-signed
3/16/2013	Talib, Aqib	Re-signed
3/16/2013	Wilson, Adrian	Signed
3/16/2013	Lloyd, Brandon	Released
3/18/2013	Svitek, Will	Signed
3/18/2013	Fiammetta, Tony	Reinstated to the 53-man roster
3/20/2013	Cole, Marquice	Re-signed
3/20/2013	Koutouvides, Niko	Re-signed
3/26/2013	Vollmer, Sebastian	Re-signed
3/28/2013	Jenkins, Michael	Signed
3/28/2013	White, Shun	Released from Military/Reserve

APRIL, 2013

4/10/2013	Kelly, Tommy	Signed
4/11/2013	Edelman, Julian	Re-signed
4/15/2013	Hoomanawanui, M.	Re-signed
4/18/2013	Pryor, Myron	Released
4/26/2013	Collins, Jamie	Drafted
4/26/2013	Dobson, Aaron	Drafted
4/26/2013	Ryan, Logan	Drafted
4/26/2013	Harmon, Duron	Drafted
4/27/2013	Boyce, Josh	Drafted
4/27/2013	Buchanan, Michael	Drafted
4/27/2013	Beauharnais, Steve	Drafted
4/27/2013	Blount, LeGarrette	Acquired via trade (TB)
4/27/2013	Demps, Jeff	Traded to Tampa Bay
4/29/2013	Ebert, Jeremy	Released
4/29/2013	Fiammetta, Tony	Released
4/29/2013	Herman, Brad	Released
4/29/2013	Robertson, Tracy	Released
4/29/2013	Williams, Malcolm	Released

MAY, 2013

5/3/2013	Allen, Ryan	Signed
5/3/2013	Bartholomew, Ben	Signed
5/3/2013	Cherrington, Dewayne	Signed
5/3/2013	Davis, Kanorris	Signed
5/3/2013	Fisher, Elvis	Signed
5/3/2013	Ford, Brandon	Signed
5/3/2013	Grissom, Cory	Signed
5/3/2013	Hines, Quentin	Signed
5/3/2013	Jones, Brandon	Signed
5/3/2013	Kline, Josh	Signed
5/3/2013	McDonald, Chris	Signed
5/3/2013	Moe, TJ	Signed
5/3/2013	Morris, Stephon	Signed
5/3/2013	Sluss, Ian	Signed
5/3/2013	Stankiewitch, Matt	Signed
5/3/2013	Sudfeld, Zach	Signed
5/3/2013	Thompkins, Kenbrell	Signed
5/3/2013	Vellano, Joe	Signed
5/3/2013	Zupancic, Mike	Signed
5/6/2013	Hines, Quentin	Released
5/6/2013	Sluss, Ian	Released
5/7/2013	Shavers, Akeem	Claimed off Waivers (TB)
5/9/2013	Hawkins, Lavelle	Signed
5/13/2013	Green, Tyronne	Signed
5/13/2013	Mattes, R.J.	Signed
5/13/2013	Deaderick, Brandon	Released
5/13/2013	Holmes, Andre	Released
5/14/2013	Harmon, Duron	Signed/Draft Choice
5/15/2013	Love, Kyle	Released
5/16/2013	Ryan, Logan	Signed/Draft Choice
5/17/2013	Collins, Jamie	Signed/Draft Choice
5/17/2013	Beauharnais, Steve	Signed/Draft Choice
5/20/2013	Harrison, Mark	Signed
5/20/2013	Ruffer, David	Signed

MAY, 2013 (continued)

5/22/2013	Haslam, Kevin	Claimed off Waivers (SD)
5/22/2013	Mattes, R.J.	Released
5/28/2013	Boyce, Josh	Signed/Draft Choice
5/28/2013	Buchanan, Michael	Signed/Draft Choice
5/31/2013	Green, Tyronne	Released
5/31/2013	Moe, TJ	Released

JUNE, 2013

6/3/2013	Mattes, R.J.	Signed
6/3/2013	Moe, TJ	Placed on Reserve/Injured (Achilles)
6/5/2013	Shavers, Akeem	Released
6/6/2013	Edds, A.J.	Signed
6/10/2013	Cherrington, Dewayne	Released
6/10/2013	Kafka, Mike	Released
6/11/2013	Tebow, Tim	Signed
6/14/2013	Ruffer, David	Released
6/17/2013	Winn, George	Signed
6/20/2013	Dobson, Aaron	Signed/Draft Choice
6/26/2013	Hernandez, Aaron	Released

JULY, 2013

7/19/2013	Jones, Donald	Released
7/19/2013	Ashford, Perez	Signed
7/19/2013	Sims, Quentin	Signed
7/21/2013	Green, Justin	Signed
7/22/2013	White, Anthony Rashad	Signed
7/25/2013	Stankiewitch, Matt	Released
7/25/2013	Green, Tyronne	Signed
7/31/2013	Ashford, Perez	Released
7/31/2013	Hawkins, Lavelle	Released
7/31/2013	McDonald, Nick	Released

AUGUST, 2013

8/1/2013	Chappelear, Tarvis	Signed
8/1/2013	Haggerty, Johnathan	Signed
8/1/2013	Tuinei, Lavasier	Signed
8/1/2013	Vallone, Scott	Signed
8/1/2013	Morris, Stephon	Released
8/2/2013	Patterson, Luke	Signed
8/2/2013	Schwab, Brice	Signed
8/2/2013	Chappelear, Tarvis	Released
8/2/2013	Zupancic, Mike	Released
8/3/2013	Fisher, Elvis	Released
8/3/2013	Tuinei, Lavasier	Released
8/5/2013	Stankiewitch, Matt	Signed
8/5/2013	Zupancic, Mike	Signed
8/12/2013	Lewis, LeQuan	Signed
8/12/2013	Ford, Brandon	Released
8/13/2013	Landi, Evan	Signed
8/13/2013	Vega, Jason	Released
8/15/2013	Green, Tyronne	Placed on Reserve/Injured
8/15/2013	Haslam, Kevin	Released
8/15/2013	Jenkins, Michael	Released
8/19/2013	Edds, A.J.	Released
8/19/2013	Mattes, R.J.	Released
8/19/2013	Vallone, Scott	Released



UNOFFICIAL DEPTH CHART

Unofficial depth chart compiled by Patriots media relations, August 25, 2013

OFFENSE			
WR:	80 Danny Amendola	16 Kamar Aiken	18 Matthew Slater
			84 Quentin Sims
LT:	77 Nate Solder	61 Marcus Cannon	
LG:	70 Logan Mankins	64 Chris McDonald	
C:	62 Ryan Wendell	63 Dan Connolly	67 Josh Kline
			69 Matt Stankiewitch
RG:	63 Dan Connolly	74 Will Svitek	66 Marcus Zusevics
			65 Luke Patterson
RT:	76 Sebastian Vollmer	74 Will Svitek	60 Brice Schwab
TE:	87 Rob Gronkowski	86 Daniel Fells	47 Michael Hoomanawanui
			44 Zach Sudfeld
			88 Jake Ballard
			49 Evan Landi
WR:	11 Julian Edelman	16 Kamar Aiken	83 Johnathan Haggerty
		82 Josh Boyce	85 Kenbrell Thompkins
			17 Aaron Dobson
			13 Mark Harrison
QB:	12 Tom Brady	15 Ryan Mallett	5 Tim Tebow
RB:	22 Stevan Ridley	38 Brandon Bolden	46 James Develin
			35 George Winn
RB:	34 Shane Vereen	33 Leon Washington	29 LeGarrette Blount
			39 Ben Bartholomew
DEFENSE			
LE:	50 Rob Ninkovich	92 Jake Bequette	99 Michael Buchanan
DT:	75 Vince Wilfork	94 Justin Francis	97 Armond Armstead
			67 Cory Grissom
			69 Anthony Rashad White
DT:	93 Tommy Kelly	98 Marcus Forston	58 Marcus Benard
			64 Joe Vellano
RE:	95 Chandler Jones	96 Jermaine Cunningham	99 Michael Buchanan
LB:	51 Jerod Mayo	59 Mike Rivera	53 Jeff Tarpinian
LB:	55 Brandon Spikes	52 Dane Fletcher	90 Niko Koutouvides
			45 Steve Beauharnais
LB:	54 Dont'a Hightower	91 Jamie Collins	
LCB:	31 Aqib Talib	23 Marquice Cole	26 Logan Ryan
			41 Justin Green
RCB:	37 Alfonzo Dennard	25 Kyle Arrington	21 Ras-I Dowling
			35 LeQuan Lewis
			36 Brandon Jones
S:	28 Steve Gregory	24 Adrian Wilson	30 Duron Harmon
S:	32 Devin McCourty	27 Tavon Wilson	43 Nate Ebner
			44 Kanorris Davis
SPECIAL TEAMS			
K:	3 Stephen Gostkowski		
P:	14 Zoltan Mesko	6 Ryan Allen	
H:	14 Zoltan Mesko		
PR:	11 Julian Edelman	33 Leon Washington	
KR:	33 Leon Washington	32 Devin McCourty	
LS:	48 Danny Aiken	53 Mike Zupancic	
PRONUNCIATION GUIDE			
Danny Amendola	ah-men-DOLE-uh	Jerod Mayo	je-ROD
Jake Bequette	BECK-it	Zoltan Mesko	ZOLE-tahn
Steve Beauharnais	bo-HARR-ness	Stevan Ridley	STEE-ven
LeGarrette Blount	LUH-garrett blunt	Nate Solder	SOLD-er
Marquice Cole	mar-KWEECE	Matt Stankiewitch	Stank-kev-itch
Alfonzo Dennard	DENN-erd	Will Svitek	SVEE-teck
Ras-I Dowling	ross-EYE	Aqib Talib	UH-keeb Tuh-leeb
Stephen Gostkowski	gust-OW-ski	Shane Vereen	vuh-REEN
Dont'a Hightower	don-TAY	Ryan Wendell	when-DELL
Michael Hoomanawanui	HO-oh-mah-nah-wah-noo-wee	Tavon Wilson	TAY-von
Niko Koutouvides	Nee-koh KOO-tah-VEE-dees	Markus Zusevics	ZOOZ-uh-vicks
Evan Landi	land-ee	Mike Zupancic	ZOO-pan-zick